New England Patriots 2002 Media Guide

Media Relations & Community Relations Contacts

Stacey James
Director

Anthony Moretti
Assistant Director

Tracey Goulet
Community Relations

The 2002 New England Patriots media guide has been prepared to assist all members of the media in their coverage of the Patriots during the 2002 season. Should you require additional information, further assistance or wish to arrange an interview, please contact a member of the Patriots media relations staff. For all community relations and player appearance requests, please contact Meg Vaillancourt or Tracey Goulet.

MEDIA RELATIONS CONTACTS

CMGI Field ★ One Patriot Place ★ Foxborough, MA 02035 ★ 508-543-8200 ★ Fax: 508-543-9053

	Office Phone	Cell Phone	E-mail Address
Stacey James	(508) 384-9105	(508) 326-6868	staceyj@patriots.com
Anthony Moretti	(508) 384-9111	(508) 326-6870	anthonym@patriots.com

PATRIOTS 2002 SCHEDULE

2002 PRESEASON SCHEDULE

Date	Opponents	Eastern Time	Boston Affiliate	Network
Saturday, Aug. 10	at New York Giants	8:00 p.m.	WCVB	
Saturday, Aug. 17	**Philadelphia Eagles**	**8:00 p.m.**	**WBZ**	**CBS**
Friday, Aug. 23	Carolina Panthers	8:00 p.m.	WCVB	
Thurs., Aug. 29	at Washington Redskins	8:00 p.m.	WCVB	

2002 REGULAR SEASON SCHEDULE

Date	Opponent	Eastern Time	Boston Affiliate	Network
Monday, Sept. 9	**Pittsburgh Steelers**	**9:00 p.m.**	**WCVB**	**ABC**
Sunday, Sept. 15	at New York Jets	1:00 p.m.	WBZ	CBS
Sunday, Sept. 22	Kansas City Chiefs	1:00 p.m.	WBZ	CBS
Sunday, Sept. 29	at San Diego Chargers	4:15 p.m.	WBZ	CBS
Sunday, Oct. 6	at Miami Dolphins	1:00 p.m.	WBZ	CBS
Sunday, Oct. 13	Green Bay Packers	1:00 p.m.	WFXT	FOX
Sunday, Oct. 20	BYE			
Sunday, Oct. 27	Denver Broncos	4:15 p.m.	WBZ	CBS
Sunday, Nov. 3	at Buffalo Bills	1:00 p.m.	WBZ	CBS
Sunday, Nov. 10	at Chicago Bears	4:15 p.m.	WBZ	CBS
Sunday, Nov. 17	**at Oakland Raiders**	**8:30 p.m.**	**WCVB**	**ESPN**
Sunday, Nov. 24	Minnesota	1:00 p.m.	WFXT	FOX
Thursday, Nov. 28	**at Detroit Lions**	**12:30 p.m.**	**WBZ**	**CBS**
Sunday, Dec. 8	Buffalo Bills	1:00 p.m.	WBZ	CBS
Monday, Dec. 16	**at Tennessee Titans**	**9:00 p.m.**	**WCVB**	**ABC**
Sunday, Dec. 22	**New York Jets**	**8:30 p.m.**	**WCVB**	**ESPN**
Sunday, Dec. 29	Miami Dolphins	1:00 p.m.	WBZ	CBS

Bold indicates nationally televised games

2002 Media Guide Index

100 Games Played 412
100-Yard Receivers 401
100-Yard Receivers (opponent) 405
100-Yard Rushers 400
100-Yard Rushers (opponent) 404
300-Yard Passers 402
300-Yard Passers (opponent) 406

2001 Year In Review 243
- Final Defensive Statistics 247
- Final Offensive Statistics 246
- Game-by-Game Statistics 250
- Game-by-Game Review 269
- Honors and Awards 260
- NFL Standings 244
- Participation Chart 262
- Starters 263
- Transactions 264

All-Time Results 335
- Preseason 336
- Regular Season 338
- Series 339

Anniversary Teams 292
Attendance Figures by Year 345
- Largest Crowds 338

Biographies
- Football Staff 19
- Draft Choices 220
- Executive Bios 11
- Rookie & First-Year Free Agents 230
- Index 8
- Veteran Players 53

Bryant College 465

Calendar (Important Dates) 9
CMGI Field 2
- Directions to 5

Coaches All-Time Records 41
Coaches All-Time Roster 42

Draft (All-Time) 319

Future Super Bowl Sites 9

Hall of Fame 286
Historical Highlights 295

Internet 472

Last Time It Happened 266
Last Time Playoffs 436
Longest Plays 398

Monday Night Football 344

NFL Directory 467
NFL Schedule 470

Overtime Games 342

Patriots Cheerleaders 466

Playoffs 433
- Game-by-Game 441
- Tie Breaking Formula 435
- Records 437

Pool Reporters 464
Preseason Television Network 463
Prime Time Performances 344
Pro Bowl Selections 294
Pronunciation Guide 8

Radio Broadcast Network 462

Records 389
- Consecutive 397
- Individual 412
- Longest Plays 398
- Playoffs 437
- Sacks 421
- Team 422

Record When 245

Rosters
- 2002 Alphabetical 238
- 2002 Numerical 240
- All-Time 306

Staff Directory 6

Trades 329
Training Camp 465

Year-by-Year Leaders 407

2002 PATRIOTS MEDIA GUIDE CREDITS

This media guide includes a compilation of information that has been gathered and preserved by each of the team's previous public relations departments. Many thanks to everyone who has helped prepare and preserve this information.

Written By: Anthony Moretti and Stacey James
Graphic Design: Michelle Muise
Special Assistance: Kathleen Whiteside, Andy Hart, Casey O'Connell, Bill Busch and Will Driscoll.
Advertising Sales: Lou Imbriano

Photos: David Silverman and Tom Croke
Printed by: Rick Bruno @
SHERWOOD business solutions, inc.
1-800-836-1585

It took the vision of Boston native Robert Kraft, not to mention his investment of over $325 million, to give the Patriots and their fans the type of world-class football and entertainment facility New England deserves. The opening of CMGI Field in 2002 was not only the culmination of a 14-year quest that began in 1988, it also signified the dawning of a new era in the history of the franchise. Since 1960, when the Patriots began play in Boston, stadium uncertainty had always clouded the horizons for the Patriots and their fans. Finally, after 42 long years, the future has never looked brighter.

The Patriots celebrate 2002 as the NFL's first defending Super Bowl Champion to christen a new state-of-the-art stadium and, as Patriots fans are quickly finding out, CMGI Field is fit for a king.

Palatial by comparison to Foxboro Stadium, CMGI Field offers fans three times the space (1.9 million square feet) with all the comforts of today's modern stadiums, including wider concourses, wider aisles and most importantly, wider seats. Designed to be the most fan-friendly of all its contemporaries, CMGI Field boasts unobstructed views to the field from every concourse level, including unique views from a pedestrian bridge that overlooks the Patriots tunnel in the north end zone. The bridge, which connects the east and west concourses on the main level, sits at the base of a lighthouse to create the signature view of CMGI Field. Below it is an opening that creates a field-level view, providing fans outside the stadium an unprecedented glimpse inside. The seafaring theme is designed to represent the coastal heritage of New England. The lighthouse will be functional by casting beams of light into the night sky, serving as a beacon for approaching guests. The Fleet Gate entrance and each concourse level features plazas that will become natural gathering areas for fans to socialize before, during and after games.

As for places to gather, there is no better way to enjoy the game than from the comfort of the Fidelity Investment Clubhouse or from a private luxury suite. Approximately 6,000 Club Members will enjoy having 120,000 square feet of space to move about on game days and enough room to gather up to 2,000 friends on non-event days. With just 80 suites ranging in size from 800 to 1,800 square feet, CMGI Field also boasts the largest, most luxurious suites in the NFL and provides their members with access year-round.

OUT WITH THE OLD	STADIUM FACTS	IN WITH THE NEW
FOXBORO STADIUM		**CMGI FIELD**
Approximately $6 million	Cost	Approximately $325 million
7,281	Chairback Seats	Over 68,000
53,011	Bench Seats	0
16 inches (Bench)	Width of Seats	19-21 inches (Chair)
34	Luxury Suites	80 (Ranging from 800-1800 sf)
504	Luxury Suite Seats	2,000
0	Club Seats	6,000 (21 inches wide)
0	Club Lounges	2 (120,000 sf)
11,000	Parking Spaces	over 14,400
117	Concession Points of Sale	over 350
1	Number of Concourses	3
35 feet	Width of Concourses	70 feet
6	Permanent Novelty Stands	15
3,600 square feet	Team Store	7,200 square feet
1	Video Screens	2
29 feet x 29 feet	Size of Video Screens	48 feet x 27 feet
7.95 acres	Stadium Footprint	17.3 acres
10	Men's Restrooms	22
10	Women's Restrooms	22
0	Family Restrooms	16
167	Port-a-Johns	0
115	Television Monitors	Over 1,000
Single Point Sound	Sound System	Full Stadium Distributed Sound

CMGI FIELD CONSTRUCTION TIMELINE

The construction of CMGI Field began on March 24, 2000. Just over 25 months later, the stadium hosted its first event when the New England Revolution hosted the Dallas Burn (5/11/02). The grand opening of CMGI Field, on Monday, Sept. 9, 2002, pits the Pats against the Pittsburgh Steelers in a rematch of the 2001 conference title game.

May 1, 1999	Patriots begin planning for a new stadium in Foxborough, Mass.
May 24, 1999	State legislation is signed, approving infrastructure improvements for a privately-financed stadium in Foxborough.
Dec. 6, 1999	Patriots receive final approval to proceed with their plans for construction after a Foxborough Town Meeting gives overwhelming approval.
March 24, 2000	Excavation begins for a new stadium.
April 18, 2000	Patriots unveil stadium plans for the 68,000 seat stadium.
June 15, 2000	First concrete foundation poured.
Aug. 23, 2000	Patriots announce Andover-based CMGI as the new stadium's naming rights partner.
Sept. 19, 2000	First structural steel column set.
April 3, 2001	Structural steel topping off ceremony.
July 28, 2001	Diversion of the Neponset River into its new, 3,000-foot river corridor, complete with over 6,000 plantings, is finalized.
Aug. 6, 2001	Started installing the 68,000 seats that were manufactured by Hussey Seating Company of New Berwick, Maine.
Sept. 4, 2001	Started the construction of the new playing field.
October 2001	Started the installation of CMGI Field video boards and scoreboards.
Nov. 19, 2001	Final piece of sod is placed in a ceremony with Gov. Jane Swift, completing the placement of the 96,000 sqaure feet of Kentucky Blue Grass.
December 2001	Completed construction of a new 250,000 gallon per day waste water treatment plant.
January 2002	Start demolition of Foxboro Stadium.
May 2002	Patriots move into CMGI Field.
May 11, 2002	The New England Revolution hosted the Dallas Burn - the first event at CMGI Field.
June 9, 2002	WBCN hosted its River Rave Summer Concert Series - the first concert performances at CMGI Field.
Aug. 17, 2002	The New England Patriots host the Philadelphia Eagles - the first football game at CMGI Field.
Sept. 9, 2002	Grand Opening of CMGI Field when the Patriots host the Pittsburgh Steelers on Monday Night Football.

CMGI Field

STADIUM SEATING DIAGRAM

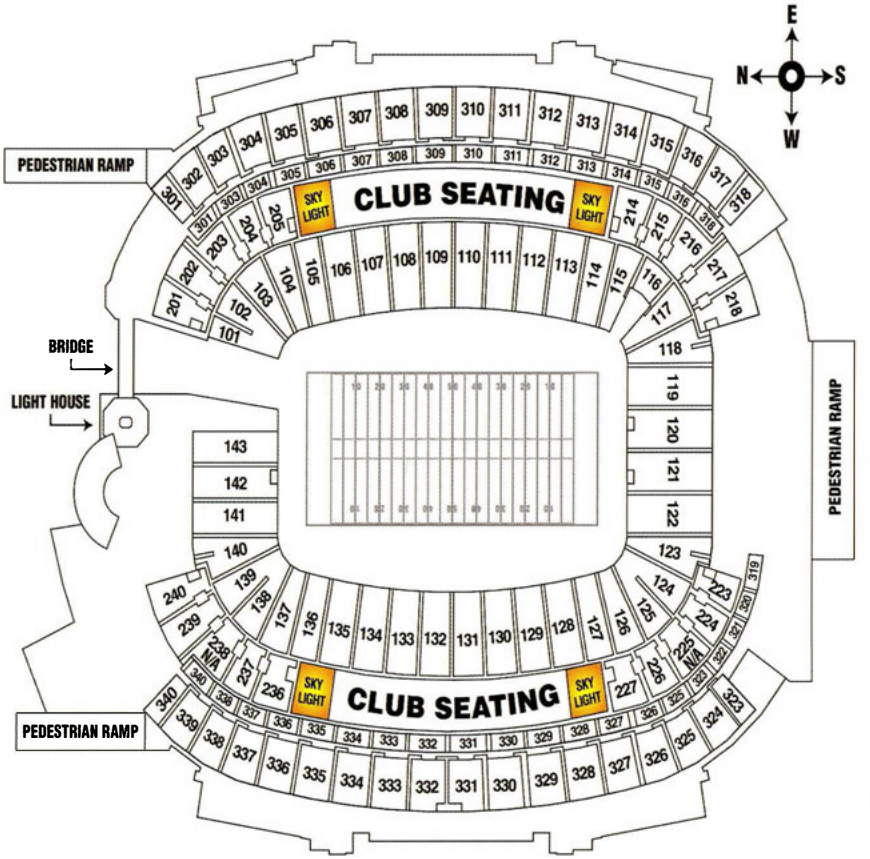

MEDIA ACCESS TO CMGI FIELD

The New England Patriots media relations department would like to welcome all accredited media who are assigned to cover the team this year. All arriving media should enter Gate P1 off Route 1 in Foxborough. Please park in the Thunderbird Lot, located on the Route 1 side of the Patriots Pro Shop near the Fleet Gate entrance. All media will be required to show photo identification for access to the media work room, located through the Fleet Gate and under the concourse bridge in the north end zone (second door on the left under the bridge). Visiting media who are not regularly assigned to covering the team should notify the Patriots media relations department in advance of arrival to make arrangements for a visitors pass. Driving directions to CMGI Field from the two nearest airports are located below:

From downtown Boston/Logan Airport:
Follow signs through the Sumner Tunnel (toll) to I-93 South. Take I-93 South/Rte. 128 to Exit 1 (to Providence) approximately 18 miles. Exit 1 puts you on I-95 South. Follow I-95 South for 7.4 miles to Exit 9 (Wrentham), which exits onto Route 1 South. Continue on Route 1 South for four miles. CMGI Field is on the left. Enter lot P1.

From downtown Providence/T.F. Green Airport:
Exit T.F. Green airport following signs to I-95 North. Take I-95 North 26 miles to I-495 North (Exit 6B off I-95). Take I-495 North 2.6 miles to Route 1 North (Exit 14). Take Route 1 North 4.4 miles. CMGI Field is on the right. Enter Gate P1.

2002 Staff Directory

Board of Directors
Dan Kraft
David Kraft
Jonathan Kraft
Josh Kraft
Myra Kraft
Robert K. Kraft

Executive Officers
Robert K. Kraft, Chairman and Owner
Jonathan Kraft, Vice Chairman
Andy Wasynczuk, Senior Vice President and Chief Operating Officer

Administration
Richard Karelitz, General Counsel
Jack Mula, Director of Legal and Business Affairs
Jane Becker, Legal Counsel
Jim Cobery, Legal Counsel
Marie Coukos, Legal Counsel
Jessica Gelman, Business Development Manager
Richard Miller, Player Compensation Analyst
Joanne Nichols, Human Resources Director
Ron O'Neil, Project Development Manager
Alex Tsianatelis, Business Contracts Administrator

Coaching
Bill Belichick, Head Coach
Dante Scarnecchia, Assistant Head Coach/ Offensive Line
Romeo Crennel, Defensive Coordinator/ Defensive Line
Charlie Weis, Offensive Coordinator/Quarterbacks
Brian Daboll, Wide Receivers
Jeff Davidson, Assistant Offensive Line
Ivan Fears, Running Backs
Pepper Johnson, Inside Linebackers
Eric Mangini, Defensive Backs
Markus Paul, Assistant Strength and Conditioning
Rob Ryan, Outside Linebackers
Brad Seely, Special Teams
Mike Woicik, Strength and Conditioning

Football Operations
Ernie Adams, Football Research Director
Chris Caminiti, Director of Operations
Nick Caserio, Coaching Assistant
Josh McDaniels, Coaching Assistant
Berj Najarian, Executive Administrator to Head Coach
Jimmy Dee, Video Director
Fernando Neto, Video Assistant
Steve Scarnecchia, Video Assistant
Don Brocher, Equipment Manager
John Hillebrand, Assistant Equipment Manager
John Jastremski, Equipment Assistant

Player Personnel
Scott Pioli, Vice President of Player Personnel
Jason Licht, Assistant Director of Player Personnel
Larry Cook, Director of College Scouting
Lionel Vital, Assistant Director of College Scouting
Thomas Dimitroff, National Scout
Bucko Kilroy, Scouting Consultant
Marvin Allen, College Scout
Jake Hallum, College Scout
Jim Nagy, College Scout
Jon Robinson, College Scout
Jay Muraco, College Scouting Coordinator
Andre Tippett, Assistant Director of Pro Scouting
Keith Kidd, Assistant Director of Pro Scouting
Bob Quinn, Pro Scout
Nancy Meier, Personnel Administrator
Sean Gustus, Scouting Assistant
Kyle O'Brien, Scouting Assistant
Matt Walsh, Scouting Assistant

Medical
Jim Whalen Head Trainer
Joe Van Allen, Assistant Trainer and Director of Rehabilitation
Bertram Zarins, M.D., Team Physician

Corporate and Community Affairs
Myra Kraft, President of the New England Patriots Charitable Foundation
Meg Vaillancourt, Vice President Corporate and Community Affairs
Tracey Goulet, Director of Community Relations
Josh Blumenthal, New England Patriots Charitable Foundation Associate Director

Finance
Jim Hausmann, Vice President Finance
Jim Nolan, Director of Finance
Jim Wilson, Controller
Andrea Walonis, Assistant Controller
Ben Lentz, Cash Manager
Mark Loring, Special Project Manager
Rob MacDonald, Accounting Manager
Michael Bromberg, Staff Accountant
Susan Desrosiers, Accounting Assistant
Maureen Doherty, Accounting Assistant

Ticket Office
Maryruth Hughey, Director of Ticket Operations
Kate Delay, Ticket Office Supervisor
David Arancio, Ticket Office Assistant
Sarah Boyce, Ticket Office Assistant

Media Relations
Stacey James, Director of Media Relations
Anthony Moretti Jr., Assistant Director of Media Relations
Casey O'Connell, Graduate Assistant
David Silverman, Team Photographer

2002 Staff Directory

Retail Operations
Ken Flanders, Director of Retail Operations
Mike Perriello, Manager Pro Shop
Anthony Jardim, Manager E-Commerce and Catalogue Sales
Sean Coogan, Assistant Manager E-Commerce and Catalogue Sales
Mark Littlefield, Assistant Manager Pro Shop
Jeff Breitenbach, Fulfillment and Warehouse Manager

Sales and Marketing
Lou Imbriano, Vice President of Marketing and Special Events
Jennifer Ferron, Director of Special Events and Promotions
Gary Grodecki, Director of Entertainment and Broadcast Production
Jon Levy, Director of Sales
Joe Mariani, Director of Sales
Bill Nelsen, Director of Premium Seating Services
David Pearlstein, Director of Premium Seating
Melissa Aghjayan, Premium Seat Sales Associate
Jennifer Bridges, CMGI Field Event Manager
Samantha Bushy, Sales Assistant
Jeff Connors, Premium Seat Sales Associate
Chris Daniels, Associate Producer
Shawn Dunn, Corporate Sales Executive
Kristy Guenther, Marketing Coordinator
Andy Halsted, Corporate Sales Executive
Murray Kohl, Corporate Account Manager
Kellie Jo Morton, Event Coordinator
Gail Reinalda, Marketing Fulfillment Manager
Christine Robillard, Event Coordinator
Kathleen Ryder, Event Coordinator
Peter Sinagra, Corporate Sales Executive
Brad Thornton, Premium Seat Sales Associate
Kelly Williams, Broadcast and Promotions Manager
Ed Wright, Corporate Sales Executive

Patriots Football Weekly and Patriots.com
Fred Kirsch, Publisher/Editor-in-Chief and Director of Interactive Media
Trent Adams, Producer of New Media
Robert Doyle, Patriots Video News Editor
David Dudek, Webmaster
Carrol Hardy, Circulation Manager
Andy Hart, Staff Writer/Circulation Assistant
Bryan Morry, Editor
Michelle Muise, Art Director
Maura O'Brien, Graphics Production Assistant
Paul Perillo, Assistant Editor
David Querzoli, Host/Producer

New England Patriots Cheerleaders
Tracy Sormanti, Director of Cheerleaders

Information Technology
Pat Curley, Director of IT
Paul Concannon, IT Manager
Dan Famosi, Senior Developer
Steve Masi, Senior Developer
Rick O'Hare, Senior Network Administrator

Stadium Operations
Dan Murphy, General Manager
Mark Briggs, Director of Security and Front of House Operations
Charles London, Director of Stadium Operations
David Wheeler, Director of Food and Beverage
Frank Mendes, Teams Security Manager
Dennis Brolin, Field Superintendent
Mark Boss, Field Operations
Seth Bussaglia, Field Operations
Jeremy Fuller, Field Operations
Kevin Kozlowski, Landscape Foreman
Mike Titus, Project Manager
Chris Wheeler, Stadium Operations Assistant
Dale Vose, Stadium Operations Supervisor
Phil Saunders, Assistant Stadium Operations Supervisor
John Burchell, Stadium Operations
Jacques Caron, Stadium Operations
Bob Denham, Stadium Operations
Steve Frazer, Stadium Operations
Bob O'Brien, Stadium Operations
Bill Sticka, Stadium Operations
Don Esson, Facility Manager
Paul O'Malley, Facility Maintenance
Mark Queenan, Facility Maintenance
Jeff Shirosky, Facility Maintenance
Kevin Spry, Facility Maintenance
Brett Torressen, Facility Maintenance
Al Labelle, Assistant Director of Food and Beverage
Robert Lavoie, Executive Chef
Jody Amour, Executive Sous Chef
George Boyagian, Food & Beverage
Don Pruden, Kitchen Supervisor
Jeff Davenport, Concessions Manager
Kelly Dolan, Personnel Manager for Food and Beverage
Scott Gustafson, Commissary Manager
Tom Houllahan, Food and Beverage Operations Supervisor

Administrative Support
Kim Healey, Executive Assistant to the Owner
Ann Thompson, Administrative Assistant to Sr. V.P. and C.O.O.
Donna Burns, Administrative Assistant
Sheila Tisdale, Receptionist

Stadium Construction
Tim McManus, Program Director
Ted Fire, Director of Administration
David Hamill, Project Control Manager
Dan Krantz, Director of Site Development
Kevin Luczkow, Construction Administration Manager
Casey MacDonald, Administrative Assistant
Mark Negrotti, Project Manager Site Development
Bernie Reinhart, Building Services Manager
Chris Todd, Construction Administration Manager

Biographical Index

NAME	Page
Adams, Ernie	49
Allen, Marvin	46
Anderson, Maurice	54
Andruzzi, Joe	54
Ashworth, Tom	230
Belichick, Bill	22
Benjamin, Ryan	230
Brady, Tom	57
Branch, Deion	222
Brocher, Don	51
Brown, Troy	62
Bruschi, Tedy	72
Caminiti, Chris	50
Caserio, Nick	40
Chatham, Matt	77
Cherry, Je'Rod	78
Clare, Mike	231
Cleeland, Cameron	79
Coleman, Fred	81
Compton, Mike	83
Cook, Larry	43
Crennel, Romeo	28
Daboll, Brian	29
Davey, Rohan	225
Davidson, Jeff	30
Dee, Jimmy	52
Dimitroff, Thomas, Jr.	44
Downey, Patrick	231
Dragos, Scott	85
Edwards, Marc	87
Farris, Jimmy	232
Faulk, Kevin	90
Fauria, Christian	94
Fears, Ivan	31
Gali, Setema	232
Givens, David	228
Graham, Daniel	220
Green, Jarvis	223
Hallum, Jake	46
Hamilton, Bobby	97
Harris, Antwan	101
Hausmann, Jim	18
Hayes, Chris	102
Hayes, Donald	104
Hillebrand, John	52
Holloway, Jabari	107
Huard, Damon	108
Imbriano, Lou	18
Inzer, Drew	233
Izzo, Larry	112
Johnson, Ted	115
Jones, Kenyatta	120
Johnson, Pepper	32
Jones, Tebucky	121
Kelly, Ben	124
Kelly, Rob	125
Kidd, Keith	48
Kilroy, Bucko	45
Klemm, Adrian	127
Knight, Tommy	128
Kraft, Jonathan	15
Kraft, Robert	12
Law, Ty	131
Licht, Jason	43
Light, Matt	137
Lockhart, Radell	233
Love, Arther	138
Lyle, Rick	139
Mangini, Eric	33
Martin, Steve	141
McCready, Scott	234
McDaniels, Josh	38
McGinest, Willie	144
Milloy, Lawyer	150
Moore, Marty	156
Mula, Jack	150
Muraco, Jay	47
Myers, Leonard	158
Nagy, Jim	47
Najarian, Berj	49
Neal, Stephen	234
Neto, Fernando	52
Nugent, David	159
Pass, Patrick	160
Patten, David	162
Paul, Markus	34
Paxton, Lonie	165
Phifer, Roman	166
Phillips, Ryan	169
Pioli, Scott	17
Pleasant, Anthony	171
Porter, Daryl	175
Redmond, J.R.	177
Robinson, Jon	47
Robinson-Randall, Greg	180
Ruegamer, Grey	181
Ryan, Rob	34
Sayler, Jace	182
Scarnecchia, Dante	35
Seely, Brad	37
Seymour, Richard	183
Smith, Antowain	185
Smith, Otis	191
Sullivan, Chris	196
Taylor, T.C.	235
Thomas, Ratcliff	198
Tippett, Andre	48
Tuitele, Maugaula	236
Tylski, Rich	199
Umholtz, Tony	237
Vaillancourt, Meg	19
Van Allen, Joe	51
Vinatieri, Adam	201
Vital, Lionel	44
Vrabel, Mike	208
Walter, Ken	211
Wasynczuk, Andy	16
Weis, Charlie	38
Whalen, Jim	51
Williams, Brock	214
Williams, Grant	215
Williams, Walter	216
Woicik, Mike	40
Womack, Antwoine	227
Woody, Damien	217

PATRIOTS PRONUNCIATION CHART

Tedy Bruschi	BREW-ski	**Grey Ruegamer**	ROO-gah-mer
Christian Fauria	FOR-ee-AY	**Antowain Smith**	AN-twon
Setema Gali	SEH-temma NAWL-lee	**Maugaula Tuitele**	MAH-gah-oola TOO-eh-tele
Jabari Holloway	jah-BAR-ee	**Rich Tylski**	TILL-ski
Damon Huard	HUE-ard	**Adam Vinatieri**	VIN-a-TERRY

2002-03 Calendar of Events

2002

June 1 Deadline for old clubs to send tender to unsigned unrestricted free agents to receive exclusive negotiating rights for rest of season if player is not signed by another club by July 22.

June 1 Deadline for old clubs to send tender to unsigned restricted free agents or to extend qualifying offer to retain exclusive negotiating rights.

June 15 Deadline for old clubs to withdraw original qualifying offer to unsigned restricted free agents and still retain exclusive negotiating rights by substituting tender of 110 percent of previous year's salary.

June 15 NFL Europe League regular season ends.

June 22 World Bowl X, Dusseldorf, Germany.

July 22 Signing period ends at 4:00 PM ET for unrestricted free agents who received June 1 tender.

July 26 Patriots open training camp at Bryant College in Smithfield, R.I.

Aug. 3 American Bowl, Osaka, Japan - San Francisco 49ers vs. Washington Redskins (ESPN).

Aug. 5 Pro Football Hall of Fame Game - Houston Texans vs. New York Giants (ABC).

Aug. 10 Patriots at New York Giants (8:00 p.m.)

Aug. 17 Patriots vs. Philadelphia Eagles (8:00 p.m.)

Aug. 23 Patriots at Carolina Panthers (8:00 p.m.)

Aug. 27 Roster cutdown to maximum of 65 players.

Aug. 29 Patriots vs. Washington Redskins (8:00 p.m.)

Sept. 1 Roster cutdown to maximum of 53 players (Houston allowed 56).

Sept. 2 Clubs may establish practice squad of five players.

Sept. 9 Patriots vs. Pittsburgh Steelers (9:00 p.m.) Grand Opening of CMGI Field

Sept. 15 Patriots at N.Y. Jets (1:00 p.m.)

Sept. 22 Patriots vs. Kansas City Chiefs (1:00 p.m.)

Sept. 23 Houston roster cutdown to maximum of 53 players.

Sept. 29 **Patriots at San Diego Chargers (4:15 p.m.)**

Oct. 6 Patriots at Miami Dolphins (1:00 p.m.)

Oct. 13 Patriots vs. Green Bay Packers (1:00 p.m.)

Oct. 15 Trading deadline.

Oct. 27 Patriots vs. Denver Broncos (4:15 p.m.)

Nov. 3 Patriots at Buffalo Bills (1:00 p.m.)

Nov. 10 Patriots at Chicago Bears(4:15 p.m.)

Nov. 17 Patriots at Oakland Raiders (8:30 p.m.)

Nov. 24 Patriots vs. Minnesota Vikings (1:00 p.m.)

Nov. 28 Patriots at Detroit Lions (12:30 p.m.)

Dec. 8 Patriots vs. Buffalo Bills (1:00 p.m.)

Dec. 16 Patriots at Tennessee Titans (9:00 p.m.)

Dec. 22 Patriots vs. N.Y. Jets (8:30 p.m.)

Dec. 29 Patriots vs. Miami Dolphins (1:00 p.m.)

2003

Jan. 4-5 Wild Card Weekend.

Jan. 11-12 Divisional Playoffs.

Jan. 19 Conference Championships.

Jan. 26 Super Bowl XXXVII, San Diego, California (ABC).

Feb. 3 AFC-NFC Pro Bowl, Honolulu, Hawaii (ABC).

Feb. 20-24 Scouting Combine, Indianapolis, Indiana.

April 26-27 NFL Draft, New York City.

FUTURE SUPER BOWL SITES

February 1, 2004
Super Bowl XXXVIII
Reliant Stadium, Houston TX.

February 6, 2005
Super Bowl XXXIX
ALLTEL Stadium, Jacksonville, FL.

February 5, 2006
Super Bowl XL
Ford Field, Detroit, MI.

Touchdown
Both arms extended above head

At Fleet, we're proud to support the world champion New England Patriots as their official bank. We're all winners as Patriots fans.

Fleet Bank Member FDIC. Fleet is a registered mark of FleetBoston Financial Corporation.
©2002 FleetBoston Financial Corporation. All rights reserved.

Fleet
OFFICIAL SPONSOR

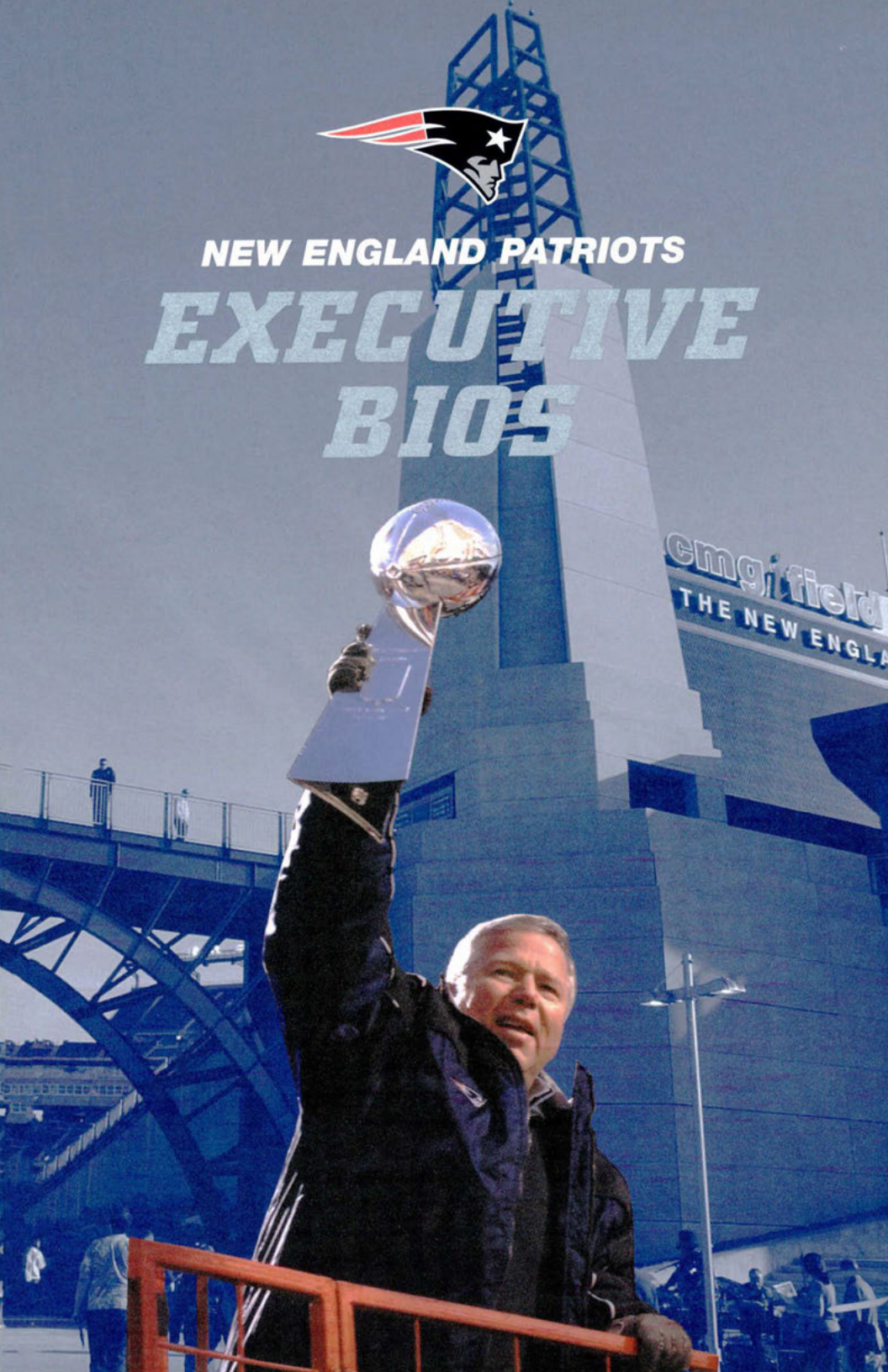
NEW ENGLAND PATRIOTS
EXECUTIVE BIOS
THE NEW ENGLA

"My objective in buying the Patriots is to help bring a championship to New England." *— Robert Kraft, Jan. 21, 1994*

On Feb. 3, 2002, just over eight years after Robert Kraft pledged to bring a championship to New England, he stood atop a platform on the field of the Superdome, raising New England's first Lombardi Trophy. The Patriots had just claimed a 20-17 victory over the St. Louis Rams on a last-second field goal in Super Bowl XXXVI, staking claim to one of the greatest games in Super Bowl history. While red, white and blue confetti showered the field, Kraft eloquently delivered a celebratory speech that concluded, "We are all Patriots ... and tonight, the Patriots are world champions!" It was a memorable ending to an unforgettable season, capping one of the most dramatic playoff runs in NFL history. With the victory, Patriots fans celebrated their first championship title in 42 years. While the 2001 season will always be remembered for its exciting conclusion, Kraft and the entire Patriots organization have turned their focus and energy to ensure that Super Bowl XXXVI is remembered as a franchise commencement rather than its culmination. With the off-season move from Foxboro Stadium into the modern facilities of CMGI Field, it really is the beginning of a new era for the New England Patriots and their fans. It is the first time in NFL history that the defending World Champions christened a new facility the following year.

In just his eighth season of ownership, Kraft not only brought New England its first Super Bowl title, but more importantly, he also brought long-needed stability to the franchise. As a 31-year season ticket holder and a 14-year stadium operator, Kraft was uniquely qualified to help make the privately-financed CMGI Field the most fan-friendly, state-of-the-art football facility of its kind. His $325 million private investment, the largest ever made by a sports owner, will allow future generations of Patriots fans to celebrate many more championship seasons.

Kraft, who is now in his ninth season as owner of the Patriots, has become one of the NFL's most influential and respected owners. It took just four seasons before Kraft was appointed the chairman of the league's finance committee in 1998. He also played a leading role as a member of the television and broadcast committee that negotiated the most lucrative broadcast contract in the history of sports. Most recently, he was instrumental in putting together a deal that made New England headquartered Reebok International, Ltd. the official and exclusive apparel manufacturer for the NFL, helping to create a new model for the sports license apparel industry. In addition to the broadcast and finance committees, he also serves on the NFL business ventures committee. While Kraft's goals for bringing a championship to New England were realized in his eighth season as owner of the team, his pursuit toward that goal really began in 1988 when he purchased Foxboro Stadium out of bankruptcy court. With a binding lease through 2001, the acquisition proved to be an invaluable asset.

In January of 1994, that asset proved to be one of the determining factors in Kraft's ability to keep the team from moving out of New England unconditionally. As a Patriots fan since the team's early AFL days in Boston and a season ticket holder since 1971, Kraft faced a difficult business decision. He could commit nearly $200 million of family resources to purchase the Patriots, or accept a $75 million buyout offer to void the final years of the team's stadium lease and allow the team to move out of New England.

On Jan. 21, 1994, Kraft passed on the buyout offer, choosing instead to make an 11th-hour bid to buy the team by offering the highest purchase price in the history of the NFL. The sale met league approval on Feb. 25, 1994. The following day, season tickets for the 1994 season went on sale and Patriots fans showed their support of Kraft's decision in record numbers. By the end of that first business day, amidst a winter nor'easter, 5,958 season ticket orders had been made, shattering the previous single-day sales record of 979. That show of support validated Kraft's decision to buy the team and gave him the confidence to focus on another long-term project: the construction of a state-of-the-art football facility.

Kraft first became a fan of the Boston Patriots in their AFL days during the early 1960s. He attended games at each of the team's Boston venues, which included Boston University Field, Fenway Park, B.C. Alumni Stadium and Harvard Stadium. When the team moved to Foxborough, he invested in season tickets for his family. It is the memories and experi-

ences shared with other Patriots fans over the last 42 years that gives Kraft such satisfaction in building a new stadium that the players and fans will be proud to call home.

In 1994, Kraft inherited a team whose payroll in 1993 was the lowest in the NFL. Upon taking ownership, Kraft immediately provided the financial resources needed to build a championship-contending team. As a result, the Patriots fielded four playoff teams in Kraft's first five seasons of ownership and won two division titles and a conference title. His personal investment in the team restored the faith of Patriots fans and rejuvenated interest throughout New England. In 1994, season ticket sales soared to new heights, eclipsing 40,000 for the first time in franchise history. By the start of his first season, every game was sold out, a feat that had not been accomplished in the franchise's previous 34 seasons. That meant that the local broadcast blackouts would be lifted and every Patriots game, home and away, would be televised throughout New England for the first time in team history.

In his first year of ownership, Patriots fans were rewarded with a dramatic playoff race when the team put together a season-ending, seven-game win streak that propelled them into the playoffs for the first time in eight years. In just one year, the Patriots had taken a quantum leap.

In 1996, the Patriots won their first division title in 10 years and hosted just their second playoff game in franchise history, scoring a resounding 28-3 victory over the Pittsburgh Steelers. The following week, the Patriots hosted the franchise's first conference championship game and advanced to Super Bowl XXXI with a 20-6 victory over Jacksonville.

In 1997, the Patriots repeated as division champions for the first time in franchise history and hosted Miami in the first round of the playoffs. The Patriots improved to 3-0 in home playoff games during Kraft's ownership with a 17-3 victory. A one-point loss in the divisional playoff game at Pittsburgh the following week kept the Patriots from hosting their second consecutive AFC Championship Game and from defending their conference title. In 1998, the Patriots returned to the playoffs for a third consecutive year, another franchise first.

After missing the playoffs in 1999, Kraft sought a new direction for his team and identified Bill Belichick as the person who was best qualified to rebuild the Patriots into a championship-contending team. Kraft met the Jets' asking price of a first-round draft choice in exchange and it proved to be one of the best investments in franchise history. Belichick, who had earned a reputation as one of the premier defensive coaches in football, quickly established himself as one of the best overall strategists in the game. After leading the Patriots to not only a division title, but to systematically defeat three heavily favored playoff opponents en route to the franchise's first Super Bowl title, brought Belichick worldwide adulation for completing one of the greatest coaching efforts of all-time.

Since winning the Super Bowl, Kraft has seen the popularity and support for the Patriots grow to unprecedented levels, both locally and nationally. Once again, every Patriots game sold out prior to the start of the season. By the end of the 2002 regular season, the Patriots will have extended their consecutive sellout streak to 92 games, including preseason and postseason games. For purposes of comparison, consider that the Patriots have approximately 50,000 fans on their season ticket waiting list, nearing twice the number of season ticket holders (28,954) in 1993.

A native of Brookline, Mass., Kraft attended local public schools before entering Columbia University on an academic scholarship. Upon graduation, he received a fellowship to attend the Harvard School of Business, where he earned a master's degree in business administration.

Prior to 1994, the Patriots qualified for the playoffs just five times during their first 24 years in the NFL (1970-93). In the eight seasons since Robert Kraft has taken ownership, the Patriots have equaled that total (5), having won three division titles, two conference titles and one Super Bowl Championship. A Kraft era comparison is listed below:

	1970-93	1994-01
Overall Record	158-202	70-58
Winning Pct.	.438	.547
Division Titles	2	3
Playoff Seasons	5	5
Home Playoff Games	1	4
Home Playoff Record	0-1	4-0

Kraft began his business career with the Rand-Whitney Group, Inc. of Worcester, Mass., a company he later acquired. In 1972, he founded International Forest Products, a trader of paper commodities that now does business in over 80 countries around the world. Together, Rand-Whitney and International Forest Products comprise one of the largest privately owned paper and packaging companies in the United States. In 1998, he founded the Kraft Group to serve as the holding company for the family's varied business interests, whose holdings include the Rand-Whitney Group, Rand-Whitney Containerboard, International Forest Products, the New England Revolution and a portfolio of more than 30 private equity investments.

Over the past three decades, the Krafts have been among Boston's most philanthropic families, donating millions of dollars in support of local charities and civic affairs. Robert serves on the Executive Committee of the Dana-Farber Cancer Institute and established the Robert K. Kraft Family Blood Donor Center. He also serves on the Board of Overseers of the Boston Symphony Orchestra, is a trustee of his alma mater at Columbia University and serves on the Board of Directors of many other philanthropic institutions.

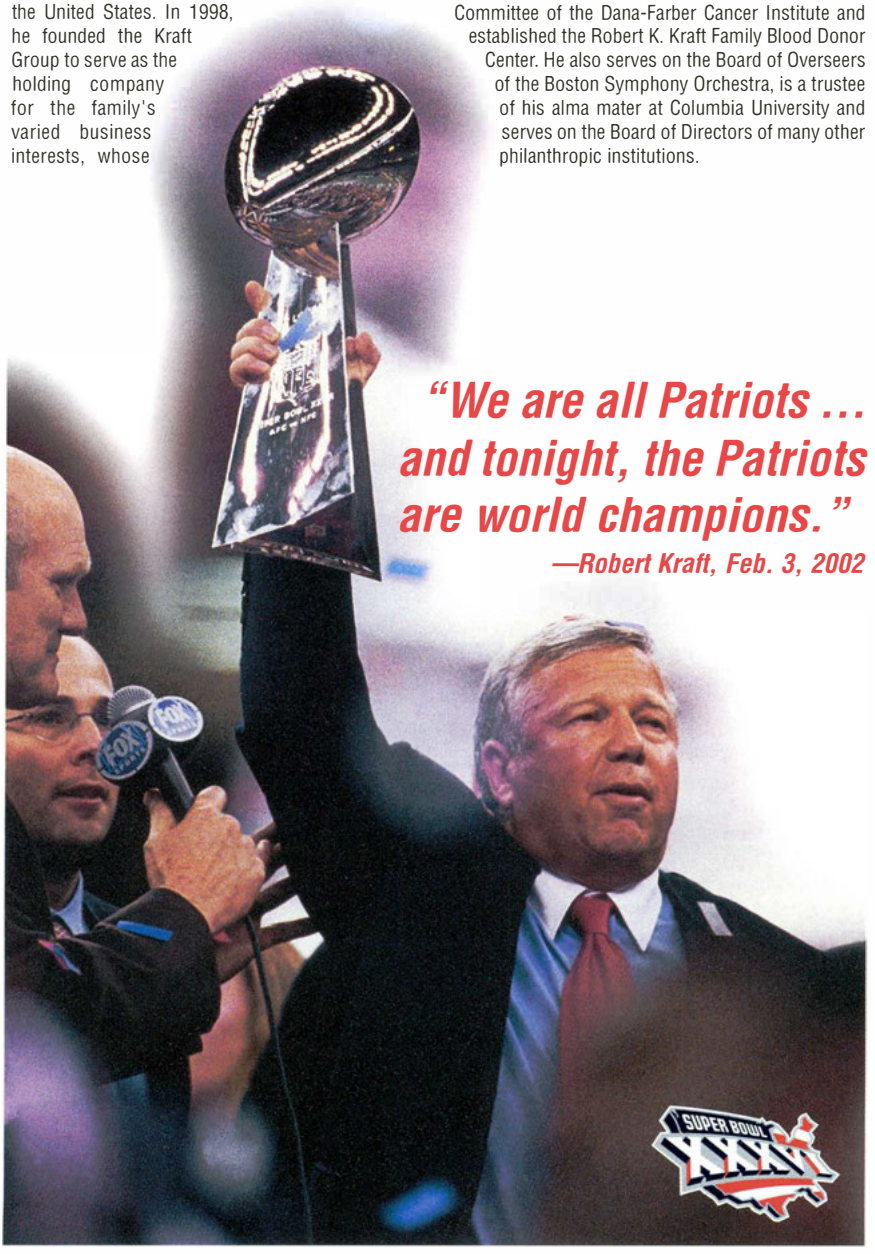

"We are all Patriots ... and tonight, the Patriots are world champions."

—Robert Kraft, Feb. 3, 2002

Jonathan A. Kraft celebrates his ninth season with the New England Patriots. As Vice Chairman, he oversees the overall development of each department within the organization and assists in their strategic planning. He also works closely with his father to represent the Patriots in all league matters.

This year, Kraft will be among the hundreds of thousands of Patriots fans who will enjoy watching the defending world champions from the comfort of a world class facility, thanks in large part to the contributions Kraft has made in recent years. In 1994, he played an integral role in the negotiations that led to the family's purchase of the Patriots, saving the team from an inevitable move out of New England. Since then, he has worked tirelessly to fortify the franchise's foundation in New England and led the team's efforts to build a new, privately-financed $325 million stadium that was designed to be the most fan-friendly facility of its kind. On Dec. 6, 1999, the team received final approval to begin construction on the new stadium and broke ground just four months later. It is safe to say that over the past nine years, no one has contributed more time or energy exploring long-term stadium solutions for the Patriots. Now Patriots fans will finally enjoy games in a state-of-the-art facility for generations to come, ending over 40 years of Patriots instability and uncertainty.

Over the last few years, Kraft has worked diligently with stadium designers to create the model for one of the most fan-friendly football facilities ever built and is credited with developing a creative financing plan that allowed the stadium to be built without the need for personal seat licenses to finance the project. The construction project has also drawn praise for its innovative environmental practices, including the "daylighting" of the Neponset River, a new wastewater treatment facility, the recycling of water use and the recycling of on-site resources and materials during construction. In June of 2001, the Kraft Group was presented the Environmental Business Council Corporate Leadership Award by the E.P.A. for the development and construction of CMGI Field.

Also to the benefit of Patriots fans locally, nationally and internationally, Kraft initiated multi-media outlets designed to give Patriots fans unprecedented access to follow their favorite team. In March of 1995, the team's official web site, www.patriots.com debuted. It was the first web site launched by a professional sports team. The site continues to be among the most innovative in introducing new technologies. In 1997, the site launched the first nightly streaming video by a sports team. This year, Patriots Video News will continue to broadcast a nightly Patriots report at 7:00 p.m. ET. The shows are cataloged and are available to view throughout the season. In addition, fans can tune in to watch Patriots Live!, featuring live feeds of every major press conference. In April of 1995, the team began publishing the franchise's first full-color team newspaper, *Patriots Football Weekly.* It remains the only full-color weekly publication offered by an NFL team and is the first of its kind in professional sports. It appears on newsstands throughout New England and is distributed to Patriots fans internationally. In just seven years, the publication's circulation has grown exponentially and now ranks among the league's top three team newspapers.

In addition to his role with the Patriots, Kraft also plays a leading role in each of the family's other business pursuits as the President and Chief Operating Officer of the Kraft Group. The Kraft Group is the holding company of Rand-Whitney Containerboard, the Rand-Whitney Group, International Forest Products, the New England Revolution and a portfolio of more than 30 private-equity investments.

He helped bring world class events to Foxboro Stadium, including international soccer events and the following major concerts: The Rolling Stones, Aerosmith, Elton John, Billy Joel, Pink Floyd and The Dave Matthews Band. For his efforts, the Greater Boston Convention and Visitors Bureau, Inc. presented Kraft with the "Spirit of Tourism" Award for promoting tourism and economic activity in the Commonwealth.

A Williams College graduate, Kraft received his MBA from the Harvard School of Business. He is on the Board of Directors for several organizations, including the US Soccer Federation, Children's Hospital Trust, and Massachusetts Sports Partnership. He is also on the Board of Trustees for the Belmont Hill School and Park School.

Jonathan and his wife, Patti, have three children.

Andy Wasynczuk, now in his ninth season with the New England Patriots, has been instrumental in building a championship atmosphere for the organization, both on and off the field. As Senior Vice President and COO, he oversees the daily business operations of each department in the organization as well as the team's salary cap.

He is actively involved in all stages of day-to-day decision making, and through his guidance, the organization has evolved into an incredibly productive operation, improving its stature publicly and privately on all fronts. His scope of oversight extends from the very visible marketing strategies, to media and community relations efforts, to stadium and football operations.

Wasynczuk also played a critical role in the construction and planning of CMGI Field through his tireless supervision of every stage of the project. He worked with stadium designer HOK to ensure the majestic, state-of-the-art facility would feature fan amenities unique to CMGI Field. As the organization's primary representative, he also worked with public officials to ensure that all concerns and requirements were addressed appropriately throughout the planning and construction process in order to make the new stadium a reality.

He is committed to making the Patriots organization one of the most effective and efficient operations in all of sports. This year, the organization will celebrate being the NFL's first defending Super Bowl Champion to christen a new, state-of-the-art stadium. After 42 years, the Patriots and their fans will finally enjoy a first-class football stadium designed with fan amenities that will make the facility the most fan-friendly of its kind.

Since the 1993 Collective Bargaining Agreement was approved, salary cap management has become critical to a team's success. Wasynczuk's negotiating savvy, understanding of the CBA and financial prowess helped the Patriots maneuver into position to not only win a Super Bowl Championship, but also to defend it in the future. He works closely with Head Coach Bill Belichick and Personnel Director Scott Pioli to ensure the team's stability and competitiveness. With the assistance of Jack Mula and Richard Miller, Wasynczuk also continues to oversee all contract negotiations.

Prior to joining the Krafts' organization, Wasynczuk was a consultant at Bain and Company in Boston, an internationally recognized consulting firm. At Bain, he developed market strategies and business plans for international corporations in the packaging and financial service industries. In January 1989, he joined Foxboro Stadium Associates as the Chief Operating Officer. Over the last 14 years, his responsibilities in that capacity have included the overall management of the stadium and the long-term development of the stadium complex. During that time, Foxboro Stadium was among the busiest outdoor stadium entertainment venues in the world. As home to the New England Patriots and New England Revolution, the stadium hosted hundreds of sporting events, as well as some of the largest touring concerts in the nation. In 1994, Wasynczuk played an important role in attracting the World Cup to Foxborough.

Wasynczuk earned a bachelor's and a master's degree in electrical engineering from Case Western Reserve University. In 1983, he added a second master's degree in business administration from the Harvard Business School.

He is active in a variety of community activities, including the Board of Directors for the Marketplace Network. He is a frequent guest speaker at local community service organizations and various academic institutions.

Andy and his wife, Rebecca, have three children and reside in Westwood, Mass.

Scott Pioli, an 11-year NFL personnel veteran, joined the Patriots on Feb. 10, 2000 and quickly implemented a common football philosophy shared with Coach Bill Belichick, a model that proved to be successful in rebuilding teams both in Cleveland and with the Jets in New York. Since arriving in New England, Pioli has concentrated his efforts to fortify the team's foundation through the integration of veteran leadership, complemented by the drafting of young talent. His responsibilities include overseeing the college draft and free agency, as well as negotiating many of the Patriots free agent contracts.

Pioli has shown a propensity for finding veteran free agents who can contribute and play important roles in building playoff-contending teams. Since 2000, the Patriots have signed dozens of veteran free agents, including 21 who helped form the nucleus of the Patriots' first Super Bowl Championship team in franchise history. Just last year, the team's class of 17 free agent signees produced two team captains, seven full-time starters, three special teams specialists and two veteran nickel backs. The veteran leadership was critical to the Patriots' success in 2001, as the team completed its worst-to-first turnaround to claim New England's first Super Bowl title.

To understand the impact Pioli and his personnel staff have made, consider the personnel breakdown of the Patriots' Super Bowl team. Of the 53 players on their Super Bowl XXXVI roster, 40 were acquired in his first two years, including 25 new acquisitions in 2001 alone. Twenty-one of those 40 players were veteran free agents and produced 10 of the Super Bowl team's 22 starters. Four other starters, Tom Brady, Greg Robinson-Randall, Richard Seymour and Matt Light, were products of his first two draft classes.

His personnel prosperity has earned him league-wide recognition as one of the best young personnel evaluators in the game, as recognized by the Dallas Morning News' Rick Gosselin, who selected Pioli as the Executive of the Year in 2001.

Pioli began his NFL career when Belichick hired him as the pro personnel assistant of the Cleveland Browns in 1992. In Cleveland, he was responsible for the evaluation of college prospects, veteran free agents and the negotiation of various player contracts. He also coordinated all player tryouts. In 1994, the Browns improved to 11-5, the second-best record in the AFC that year, and defeated the Patriots in a wild-card playoff game.

He was promoted to director of pro personnel after the Cleveland franchise moved to Baltimore in 1996. He spent one season with the Baltimore Ravens, where he oversaw all aspects of pro personnel and negotiated the contracts of free agents and several draft choices.

In 1997, as head coach of the Jets, Belichick hired Pioli as the director of pro personnel. His responsibilities included the department's coordination of free agency, advance scouting of the upcoming opponent, the scouting of prospects at every level of professional football and tracking all personnel player transactions, which he made more efficient through his own implementation of a new player personnel database. The Jets signed a number of veteran free agents who played critical roles in rebuilding the Jets. In just two seasons, the Jets completed a worst-to-first turnaround, rebounding from 1-15 in 1996 to 12-4 in 1998. The 12 wins were the most in franchise history, claiming their first division title since 1968 and propelling the Jets into the playoffs for the first time in eight years.

Pioli played defensive tackle at Central Connecticut State (1983-87), where he was a three-time, Division II All-New England selection. After graduating with a degree in communications, he accepted a two-year graduate assistant position at Syracuse University beginning in 1988.

He accepted a full-time coaching opportunity at Murray State, where he spent one season as the offensive line coach (1990) and one season as the defensive line coach (1991). He left the coaching ranks to join the Browns personnel department in 1992.

Scott Pioli was born on March 31, 1965 in Washingtonville, N.Y. He is an avid baseball fan and was honored when invited by the Cleveland Indians to speak to their team at spring training about the Patriots' recent success. Pioli currently serves on the board of directors for various non-profit foundations and was actively involved with the Bowery Mission, located in the lower east side of Manhattan, while with the Jets. He remains actively involved fund raising for several organizations in his hometown (Washingtonville, N.Y.), and recently established the Rose Pioli Scholarship in the name of his grandmother to benefit children of professional firefighters, police and other emergency medical service providers. He and his wife, Dallas, reside in Wrentham, Mass.



Jim Hausmann originally joined the Patriots on May 17, 1992 when he was named the team's Vice President and Chief Financial Officer. The following year, he was named the Executive Vice President of Business Operations. For the past nine seasons, he has served as the Vice President of Finance, where his primary responsibilities have included overseeing all financial activities involving the organization's football and stadium operations. In 1996, his role was expanded to include the financial operations for Major League Soccer's New England Revolution. Hausmann reports directly to both Robert and Jonathan Kraft on all matters involving the financial aspects of the Patriots, the Revolution and CMGI Field.

Before joining the Patriots, Hausmann was employed as a senior audit manager with the international accounting firm of Deloitte, Haskins & Sells (now Deloitte & Touche). He worked in their St. Louis, Mo. office from 1970-84 and again from 1990-92. He took a brief hiatus from the accounting firm from 1985-89 when he was named the chief financial officer of a regional stock brokerage firm in St. Louis.

Hausmann graduated from Southern Illinois University in 1970 with a bachelor's degree in business administration and accounting. In 1973, he earned his CPA certificate while working at Deloitte.

Jim and his wife, Terri, have three children and reside in Foxborough, Mass.

Lou Imbriano is the Vice President of Marketing and Special Events and is enjoying his sixth season with the New England Patriots. In his current role, he oversees all aspects of sports marketing and special events for the Patriots and Revolution, as well as the entertainment venue CMGI Field.

He is the principal negotiator for corporate sponsorships, including each of the naming rights sponsorships associated with CMGI Field. He also oversees the marketing, sales and special events staffs that handle the marketing efforts for all of the Kraft family's sports and entertainment ventures. His staff's responsibilities include all sales initiatives, Club Membership sales, marketing programs, advertising, promotions, event planning and implementation, as well as game entertainment. Since he joined the Patriots in 1997, he has expanded the scope and re-defined the role of the Patriots' marketing efforts. He now oversees a marketing department that annually ranks among the highest revenue-generating staffs in all of sports.

Imbriano has implemented a number of successful on-going events for the Patriots, including the creation of the Patriots Experience, an interactive football theme park that is enjoyed by families in the festival area before each Patriots game and during the summer at the team's training camp. He is also credited with the initiation of the Patriots Charitable Foundation Annual Golf Tournament, a tournament that has raised over $1.2 million in the past five years to support charitable causes throughout New England.

Prior to joining the Patriots, he played an integral role in the development of Sports Radio WEEI in Boston. As the marketing director and program coordinator, he was responsible for implementing all marketing campaigns, station promotions, events and programming concepts. While at WEEI, he created the highly acclaimed Sports Jam, a sports interactive fan festival in which all five Boston profes-

sional sports teams participated as a joint event.

Imbriano graduated from Boston College in 1987 and began working as a sports producer for WHDH radio in Boston. He produced all of the station's sports talk shows and sports specials, including the broadcasting of the New England Patriots football games. After four years at WHDH, he joined WEEI as the executive producer for Boston's only all-sports radio station. In 1994, he was promoted to station management as the marketing director and program coordinator.

From 1992-96, he co-created "The Phantom Gourmet," a food and dining television program, and served as the executive producer for Tuesday Night Football. His role for these two television programs included the creation of programming content, promotions, marketing and sales of the programs. He also negotiated placement of the shows on television and cable outlets.

Over the years, Imbriano has also played an important role in creating and/or producing the following events: the Dee Brown Slam Dunk Tour, An Evening with Boston Super Stars, WEEI Madness, Jambalaya Crusade, Patriots Kickoff Gala, New England Revolution Soccer Celebration, Team 850 Racing, WEEI Celebrity Golf Tournament, Ciao-Chow Bambino and a multitude of charitable events that have cumulatively raised over $4 million for deserving charities and foundations. He also serves on the advisory board at Children's Hospital.

Lou and his wife, Patricia, have two children, Victoria and Antonio.



On May 1, 2002, Meg Vaillancourt was appointed the Vice President of Corporate and Community Affairs for The Kraft Group, which includes the New England Patriots, the New England Revolution and the family-owned paper and packaging businesses.

Underscoring the Kraft family's strong commitment to philanthropy and community, Vaillancourt is responsible for directing the team's community outreach programs, including player appearances, charitable donations, and managing the work of the New England Patriots Charitable Foundation.

She also oversees state and federal government relations for the Kraft Group and helps coordinate the team's public affairs projects.

Working with the Patriots coaching staff, she will help guide the team's player development programs, including continuing education, financial and career planning and family assistance.

Prior to joining the Patriots, Vaillancourt was a television and print journalist. On staff at *The Boston Globe* for nearly a decade, she was a State House reporter and Business Section reporter, covering politics, public policy and sports business.

Before joining the Globe, she was an on-air reporter for The Ten O'Clock News on WGBH-TV and served as a contributing reporter for other television and radio programs. She also worked at Frontline, public television's national award-winning series, as an associate producer on a documentary examining the effects of the end of the Cold War on America's defense industry.

She is a graduate of Harvard College and studied politics at Oxford University as a Rhodes Scholar. A native of New Hampshire, Vaillancourt is a resident of the Boston area.

Across a digital gridiron gladiators collide.

Bid against bid.

uBid.com™

Where you win at paying less.™

a cmgi company

Official Sponsor of the New England Patriots

Save up to 70% off on thousands of brand names.

www.ubid.com

uBid.com and other service names, slogans or logos referenced herein are trademarks of uBid, Inc.


NEW ENGLAND PATRIOTS
FOOTBALL
STAFF
MOTOR
adidas

Coaching

Bill Belichick is now in his 28th season in the NFL and has enjoyed tremendous success, having contributed to the staffs of 12 playoff teams, including eight division champions, four conference champions and three Super Bowl champions.

When the Patriots announced his hiring as the franchise's 14th head coach on Jan. 27, 2000, many regarded him as one of the premier defensive strategists in the game. That reputation was earned over a 25-year NFL coaching career that included Super Bowl titles as the defensive architect of the New York Giants in 1986 and 1990 and a conference championship as the assistant head coach and defensive assistant for the Patriots in 1996. When he returned to the Patriots in 2000, he followed a sound architectural plan, fortifying the foundation of the roster with team-oriented free agents who would support his overall team philosophy. After directing the Patriots from a worst-to-first turnaround in 2001 and claiming a Super Bowl title in just his second year as head coach of the Patriots, many are now recognizing Belichick as one of the premier head coaches in the game.

After 29 years of studying NFL game tapes, NFL analyst Ron Jaworski stated emphatically that Belichick's coaching performance was "the best coaching job I have seen in 29 years – period."

After an unspectacular 1-3 start in 2001, the Patriots rebounded to win 10 of their last 12 games to claim the division title for the first time in four years. Belichick's team-themed philosophy proved to bond a team that was forced to overcome adversity early in the season. The evidence came with each season-ending victory, as the Patriots won each of their last six regular season games to propel them into the playoffs. Nowhere was their formula for success more obvious than in the playoffs, where offense, defense and special teams each played critical roles, enabling the Patriots to systematically defeat three favored opponents with victories over the Oakland Raiders, Pittsburgh Steelers and St. Louis Rams. They ended the season with a nine-game win streak, the longest in franchise history, and claimed New England's first Lombardi Trophy. It was the franchise's first championship title of any kind and New England's first football title since the 1928 Providence Steam Roller.

In 2001, the Patriots averaged 23.2 points per game, which was the team's best point production since 1996. Defensively, the team surrendered an average of just 17 points per game, the third lowest average in franchise history and the lowest since the 1977 squad set the franchise record by limiting their opponents to just 15.5 points per game.

In his first two seasons with the Patriots, Belichick acquired 40 new players who contributed to the team's Super Bowl success, including 17 veteran free agent signings in 2001.

During the 2000 season, Belichick started the rebuilding process with the acquisition of 30 new players. That year, the Patriots set a team record by having 13 of their 16 games played decided by eight points or less. Never had so many Patriots games been decided by such a small margin during the course of a season, but the Patriots were only 4-9 in those games. One marked area of improvement was the team's overall reduction in turnovers, dropping from 33 in 1999 to just 25 in 2000 (fourth-best in franchise history).

Now in his 28th season in the NFL, Belichick has earned a reputation for being one of the league's elite

BELICHICK'S SPOTLIGHTS

- ★Coach Belichick attended high school at Phillips Academy in Andover, Mass.
- ★He played football and lacrosse while attending Wesleyan University in Middletown, Conn. and recently returned to accept the prestigious Baldwin Medal during the school's 2002 commencement.
- ★As a child, his favorite athletes were Joe Bellino and Roger Staubach.
- ★He recorded his first playoff victory as a head coach when the Browns defeated the Patriots 20-13 on New Year's Day 1995.
- ★Belichick's defensive game plan from the Giants Super Bowl XXV win over the Buffalo Bills is permanently on display at the Pro Football Hall of Fame.

game strategists whose defensive game plans have consistently been credited for defusing some of the league's most potent offenses. Since 1981, 10 of his teams have qualified for the playoffs, claiming three Super Bowl titles, four conference titles, and six division titles.

He returned to the Patriots as head coach after three seasons with the New York Jets, where his defenses were widely credited for New York's intra-division success against the high-octane offenses of the Patriots, Dolphins, Bills and Colts. He was also credited for successfully defusing the Indianapolis Colts' offensive arsenal, limiting the conference's most prolific offense to an average of just 14.5 points in their two matchups. That year, the Colts averaged over 28 points per game in their other 14 games.

In 1998, the Jets surrendered just 266 points, one point shy of Miami's league-leading 265. The 16.6 points allowed per game was the third lowest season average in Jets history and propelled the team to their first division title with a franchise-best 12-4 overall record. The Jets advanced to the AFC Championship game, but were defeated by the defending Super Bowl Champion Denver Broncos, who went on to repeat as champions.

Following the season, Belichick filled in for Bill Parcells as the head coach of the AFC's squad in the 1999 Pro Bowl. The AFC won the game, a game in which Ty Law was named co-MVP.

Belichick was named head coach of the New York Jets on Feb. 3, 1997, an interim position he held until Parcells was formally announced as head coach a week later. During that week, Belichick hired Scott Pioli as his director of pro personnel. After Parcells was named head coach, Belichick became the assistant head coach/secondary coach responsible for calling the team's defensive signals. In his first season with the Jets, his defense surrendered just 287 points, an average of 17.9 points per game. That marked a significant 10.5-point improvement per game from 1996. The 287 points allowed ranked second in the AFC and sixth overall, and was an essential factor in the Jets rise from 1-15 in 1996 to 9-7 in 1997. In three seasons in New York, his defenses were credited with 90 takeaways, improving each season from 25 in 1997 to 30 in 1998 to 35 in 1999.

Patriots fans witnessed his impact on a team firsthand in 1996 when Belichick joined the Patriots after five seasons as the head coach of the Cleveland Browns. That year, the Patriots claimed their first division title in 10 years with an 11-5 record and won their first two playoff games at Foxboro Stadium en route to Super Bowl XXXI. Characteristically, Belichick's defensive influence was widely credited for the team's overall success down the stretch and through the playoffs. That year, the Patriots defense was among the stingiest units in the league, allowing just 19.6 points per game, and forcing 34 turnovers - second in the AFC. The defense was at its best in the "red zone," finishing second in the AFC by allowing touchdowns just 42.3 percent of the time. In two playoff games, the defense allowed just nine combined points, propelling the Patriots to victories over Pittsburgh (28-3) and Jacksonville (20-6). Their victory over Jacksonville gave the Patriots their second AFC Championship and a return to New Orleans for Super Bowl XXXI vs. Green Bay.

Prior to joining the Patriots, he spent five seasons (1991-95) rebuilding the Cleveland Browns, whose 3-13 finish in 1990 was the worst in the history of the franchise. By 1994, the Browns were again one of the elite teams in the NFL, boasting the second-best finish in the AFC with an 11-5 regular season record. That head coaching opportunity came following the 1990 season, after Belichick's defensive efforts with the New York Giants helped claim a second Super Bowl title in five years. Cleveland wasted no time in hiring the talented young defensive coordinator, naming him the franchise's 10th head coach on Feb. 5, 1991. At the age of 38, he became the NFL's youngest head coach. In his first season, he began the rebuilding process by restoring the foundation of the aging squad he inherited. In 1991, the Browns improved to 6-10 and played in 11 games that were decided by a touchdown or less. The most dramatic improvement came in the category of turnovers. In 1990, the Browns surrendered 46 turnovers. In Belichick's first season as head coach, the team established a franchise record by turning the

ball over just 18 times - four shy of the NFL record set by the Super Bowl Champion New York Giants the previous season. The Browns led the AFC with a plus-15 turnover ratio, a remarkable 39-turnover improvement from their NFL-low minus-24 ratio the year before.

Following back-to-back 7-9 campaigns in 1992 and 1993, the Browns improved to 11-5 in 1994. It was the second-best record in the AFC that year. Only Pittsburgh, who won the division with a 12-4 record, won more games. In their return to the playoffs, the Browns eliminated Parcells' Patriots, 20-13, in a first-round wild-card playoff game on New Year's Day 1995. They advanced to the divisional playoff round before being bumped by the Steelers. The 1994 squad was defined by its defense, which allowed a league-low 204 points (12.8 ppg) and just 301.6 yards per game, second in the AFC.

The 1995 season was disrupted by the mid-season announcement that the franchise would be moved to Baltimore at the conclusion of the season. The announcement caused an undeniable mid-season distraction resulting in a 5-11 finish. Belichick did not accompany the franchise's move to Baltimore after the 1995 season, completing his five-year tenure with the Browns with a 37-45 career record, including a 1-1 record in the playoffs.

Belichick began his pursuit of a career in the NFL after graduating from Wesleyan. His first coaching opportunity came with the Baltimore Colts in 1975. At the age of 23, he was named special assistant to Colts head coach Ted Marchibroda.

In 1976, he joined Rick Forzano's staff with the Detroit Lions as an assistant special teams coach. The following year, he was given his first positional coaching assignment as the Lions' tight ends and receivers coach. In 1978, he was hired by Red Miller of the Denver Broncos as the assistant special teams coach and assistant to defensive coordinator Joe Collier.

In 1979, he joined Ray Perkins' staff with the New York Giants as a defensive assistant and special teams coach, launching a 12-year tenure with the Giants. After the 1980 campaign, he drew the added responsibility of coaching the Giants linebackers. In 1983, he began coordinating the defense on Bill Parcells' staff and continued coaching a linebacking unit that would become known as one of the most dominant units of all-time. He was officially appointed defensive coordinator in 1985, a position he held for the next six seasons. During his time as the defensive signal caller, his units were never ranked lower than 11th in the NFL and finished as high as second in the league three times, including the Super

BILL BELICHICK'S HIRES FROM 1991-95

In five seasons as the head coach of the Cleveland Browns, Bill Belichick was responsible for the hiring of a number of coaches and personnel staff members. In alphabetical order below is a list of the hires he made in Cleveland and their current coaching or personnel position:

Name	First Position at Cleveland	Current Position	Team/University
Jim Bates	Defensive Line Coach	Defensive Coordinator	Miami Dolphins
Chuck Bresnahan	Quality Control (defense)	Defensive Coordinator	Oakland Raiders
Tom Dimitroff Jr.	Staff Assistant	Area Scout	New England Patriots
Kirk Ferentz	Offensive Line Coach	Head Coach	Iowa
Al Groh	Linebackers Coach	Head Coach	Virginia
Pat Hill	Personnel Assistant	Head Coach	Fresno State
Jerry Holmes	Coaching Intern	Secondary Coach	San Diego Chargers
George Kokinis	College Scouting Assistant	Asst. Director of Pro Personnel	Baltimore Ravens
Eric Mangini	Coaching Assistant	Defensive Backs Coach	New England Patriots
Terry McDonough	Scout	Scout	Baltimore Ravens
Ozzie Newsome	Special Assignment Scout	Vice President of Player Personnel	Baltimore Ravens
Scott O'Brien	Special Teams Coach	Special Teams Coach	Carolina Panthers
Scott Pioli	Pro Personnel Assistant	Director of Player Personnel	New England Patriots
Nick Saban	Defensive Coordinator	Head Coach	Louisiana State
Phil Savage	Area Scout	Director of College Scouting	Baltimore Ravens
Jim Schwartz	Scout	Defensive Coordinator	Tennessee Titans
John Settle	Quality Control (offense)	Running Backs Coach	Fresno State
Mike Sheppard	Tight Ends Coach	Offensive Coordinator	Buffalo Bills
Jerry Simmons	Strength & Conditioning Coach	Strength & Conditioning Coach	Carolina Panthers
Darrin Simmons	Coaching Intern	Asst. Strength & Conditioning Coach	Carolina Panthers
Kevin Spencer	Quality Control (offense)	Special Teams Coach	Pittsburgh Steelers
Mike Tannenbaum	Personnel Intern	Asst. GM/Director of Pro Personnel	New York Jets
Rick Venturi	Defensive Coordinator	Asst. Head Coach/Secondary	New Orleans Saints
Lionel Vital	Scout	Asst. Director of College Scouting	New England Patriots

Bowl seasons of 1986 and 1990. His contributions toward the Giants success in the late 1980s brought him national recognition as one of the best young assistant coaches in the NFL. His reward came just nine days after Super Bowl XXV when the Cleveland Browns hired him as their head coach.

Playing

Belichick lettered in football, lacrosse and squash while attending college at Wesleyan University in Middletown, Conn. He earned three letters in football while competing at two positions - center and tight end. As a senior, he was named captain of his lacrosse team.

Personal

Bill Belichick was born April 16, 1952 in Nashville, Tenn. and raised in Annapolis, Md. His father, Steve, played fullback for the Detroit Lions in 1941 and coached for 33 years at the Naval Academy. Bill was a standout prep athlete at Annapolis High, where he has since been inducted into the school's Hall of Fame. He attended Phillips Academy in Andover, Mass., before enrolling at Wesleyan, where he earned his bachelor's degree in economics in 1975. At Wesleyan's commencement in 2002, he received the prestigious Baldwin Medal, awarded annually by the Wesleyan University Alumni Association. It recognizes the outstanding contributions to public interest and to Wesleyan. He was also honored at Phillips Academy who declared a day at the school in his honor. He and his wife, Debby, have been long-time advocates and contributors to local charities. The two recently established the Bill and Debby Belichick Scholarship, an annual stipend awarded to an Annapolis High School senior for academic and athletic achievement. While in Cleveland, the two launched a charity foundation in their names. In just three years, the foundation raised over $125,000 for the Zelma George Home, a shelter for the homeless women and children in Cleveland. Since returning to New England, Bill has participated in various community functions, including the March of Dimes Walk America, the Rodman Ride for Kids, the Roxbury Comprehensive Community Center's Reading is the Best Medicine Program, and as a participant in a panel discussion at the Fenn School's Alumni Dinner. He has also been a regular supporter of the Pawtucket Police Athletic League. The Belichicks have three children: Amanda, Stephen and Brian.

BILL BELICHICK'S YEAR-BY-YEAR RECORDS

Year	Team	Position	W	L	T	Finish
1975	Baltimore Colts	Special Assistant	10	4	0	Division Champions
1976	Detroit Lions	Asst. Special Teams	6	8	0	
1977	Detroit Lions	Asst. Special Teams	6	8	0	
1978	Denver Broncos	Asst. Special Teams/ Asst. to Defensive Coordinator	10	6	0	Division Champions
1979	New York Giants	Special Teams	6	10	0	
1980	New York Giants	Special Teams	4	12	0	
1981	New York Giants	Special Teams/Linebackers	9	7	0	Wild Card
1982	New York Giants	Special Teams/Linebackers	4	5	0	
1983	New York Giants	Linebackers	3	12	1	
1984	New York Giants	Linebackers	9	7	0	Wild Card
1985	New York Giants	Defensive Coordinator	10	6	0	Wild Card
1986	New York Giants	Defensive Coordinator	14	2	0	Division / Super Bowl Champions
1987	New York Giants	Defensive Coordinator	6	9	0	
1988	New York Giants	Defensive Coordinator	10	6	0	
1989	New York Giants	Def. Coordinator/Secondary	12	4	0	Division Champions
1990	New York Giants	Def. Coordinator/Secondary	13	3	0	Division / Super Bowl Champions
1991	**Cleveland Browns**	**Head Coach**	**6**	**10**	**0**	
1992	**Cleveland Browns**	**Head Coach**	**7**	**9**	**0**	
1993	**Cleveland Browns**	**Head Coach**	**7**	**9**	**0**	
1994	**Cleveland Browns**	**Head Coach**	**11**	**5**	**0**	**Wild Card**
1995	**Cleveland Browns**	**Head Coach**	**5**	**11**	**0**	
1996	New England Patriots	Asst. Head Coach/Secondary	11	5	0	Division / AFC Champions
1997	New York Jets	Asst. Head Coach/Secondary	9	7	0	
1998	New York Jets	Asst. Head Coach/Secondary	12	4	0	Division Champions
1999	New York Jets	Asst. Head Coach/Secondary	8	8	0	
2000	**New England Patriots**	**Head Coach**	**5**	**11**	**0**	
2001	**New England Patriots**	**Head Coach**	**11**	**5**	**0**	Division / Super Bowl Champions

Head Coaching Records:

Team	Regular Season W	Regular Season L	Regular Season T	Playoffs W	Playoffs L
Cleveland Browns	36	44	0	1	1
New England Patriots	16	16	0	3	0
Total	52	60	0	4	1

2001 HONORS AND AWARDS

Many publications waited until after the Super Bowl to announce their annual awards and Head Coach Bill Belichick was a clear choice after helping the Patriots complete a worst-to-first turnaround that culminated with a 20-17 victory over the St. Louis Rams in Super Bowl XXXVI. Some of his honors and awards for 2001 are listed below:

- ★ ESPY Award Coach of the Year Finalist
- ★ *Sports Illustrated*'s Dr. Z's Coach of the Year
- ★ *College & Pro Football Newsweekly's* Coach of the Year
- ★ *Dallas Morning News*' Coach of the Year
- ★ ESPN's Dan Patrick's Coach of the Year
- ★ Kansas City's 101 Football Awards Banquet, AFC Coach of the Year
- ★ CNNSI's Peter King's Co-Head Coach of the Year
- ★ *USA Today's* All-Joe Team
- ★ Associated Press Coach of the Year runner up (Announced 1/19/02)

THEY SAID IT

Following the Patriots Super Bowl XXXVI victory over the Rams, praise for Coach Belichick and his staff was easily found. A sampling of comments pulled from press clippings are listed below ...

"Let me say this about the Patriots: They are the most well-coached football team I have come up against since I've been coaching in this league. All three areas of the game: offense, defense, special teams."
— *Mike Martz, St. Louis Rams head coach (Will McDonough, Boston Globe, 3/17/02)*

"You can say they made more plays and, from a physical standpoint, that's true, but they beat us mentally, too, and that's a tribute to their head coach."
— *Kurt Warner, St. Louis Rams quarterback (Len Pasquarelli, ESPN.com, 2/3/02)*

"It's pretty frustrating. We're so used to moving the ball and doing what we like to do. You have to credit Coach (Bill) Belichick and his defensive staff and the players for going out there and executing their game plan, slowing us down, and not allowing us to do what it is that we like to do. It's just one of those deals. You have to credit them."
— *Tory Holt, St. Louis Rams wide receiver (Postgame Quotes, 2/3/02)*

"The job he did this year was phenomenal. He was my pick (for coach of the year) because I felt that this guy, with everything that he had to deal with this year, I thought he did a phenomenal job."
— *Bill Cowher, Pittsburgh Steelers Head Coach (Sam Ross Jr., Pittsburgh Tribune-Review, 1/23/02)*

"Belichick did his defensive magic."
— *Don Shula, retired head coach and veteran of six Super Bowl teams (Edwin Pope, Miami Herald, 2/4/02)*

"... the MVP for us was Belichick, because we all knew he'd come up with something to stump them. When you've seen him do it time and time again, like we have, you come to believe in the man. A lot of people have the 'genius' label in this league, but he's one of the guys who really deserves it. We were all confident we could stop them."
— *Lawyer Milloy, Patriots defensive captain (Len Pasquarelli, ESPN.com, 2/3/02)*

"If you think about the history of the Super Bowl, this would have to rank right up there as the best coaching job ever. No. 1. They won the Super Bowl with a waiver wire team. No one has ever done anything like that before."
— *Ron Wolf, retired general manager of the Green Bay Packers (Will McDonough, Boston Globe, 3/17/02)*

THEY SAID IT (cont.)

"The best coaching job I have seen in 29 years – period."
— *Ron Jaworski, ESPN Analyst and former NFL quarterback (Gerry Callahan, Boston Herald, 2/8/02)*

"This was no fluke. As far as designing defenses, Bill Belichick is the best in the game today, and maybe the best ever."
— *Ron Jaworski, ESPN Analyst and former NFL quarterback (Gerry Callahan, Boston Herald, 2/8/02)*

"What they did on defense in the Super Bowl was not at all like what they did the first game (Nov. 18, 2001). The first game, their scheme was very complicated. The second game, it was very simple. They didn't try to do a lot of things. They stayed basic and played solid. And they played better than we did."
— *Mike Martz, St. Louis Rams Head Coach (Will McDonough, Boston Globe, 3/17/02)*

"In the first game, the Patriots sent five or more guys after (Kurt) Warner 38 times – or 56 percent of the plays. You know how many times they went after Warner in the Super Bowl? Four. They went into what I call cautious coverage, and you know what they did instead of presuring Warner? They pressured (Marshall) Faulk. I've never seen anything like it."
— *Ron Jaworski (Gerry Callahan, Boston Herald, 2/8/02)*

"They came out as a team and now all of America knows that … I thought that was a pretty good signal to America that teamwork is important; that the individual matters to the team, but the team is bigger than the individual."
— *President George W. Bush (4/2/02)*

"Choosing to be introduced before the game as a team, not as individuals, the Patriots set the tone for their victory. Coach Bill Belichick stressed teamwork, saying that only by working together could the Patriots overcome their opponent, the best team in the NFL's regular season, the St. Louis Rams."
— *Senator Edward M. Kennedy, (staff press release, 2/4/02)*

"That was a coaching miracle. My hat is off to him and those coaches he's got with him. You couldn't do it any better than those guys did it this year."
— *Dick MacPherson (Will McDonough, Boston Globe, 3/17/02)*

"He has a great defensive mind, obviously, but the help he gave me as a receiver was incredible. He always told me things about the defense and what the other teams were doing that helped me get open."
— *Keyshawn Johnson, Tampa Bay Buccaneers wide receiver (Michael Felger, Boston Herald, 1/20/02)*

"I remember watching all the experts talk about the Super Bowl; no one thought they'd win. They learned what I learned – that in politics and sports, the experts are often wrong."
— *President George W. Bush (4/2/02)*



Romeo Crennel

DEFENSIVE COORDINATOR/ DEFENSIVE LINE

33rd COACHING SEASON
22nd NFL SEASON
6th PATRIOTS SEASON

Coaching

Romeo Crennel, now in his 22nd year in the NFL, was named the New England Patriots defensive coordinator on Bill Belichick's staff on Feb. 1, 2001. The hire reunited the two coaches, who began coaching together as assistants on Ray Perkins' staff for the New York Giants in 1981. This year will be their 16th season together, during which time they have earned three Super Bowl titles, four conference titles and six division titles. This year, Crennel also re-claims the responsibilities of coaching the defensive linemen, a position he has coached for 11 of his past 12 NFL seasons.

In 2001, the Patriots defense played an integral role in the Patriots success. The team surrendered just 272 points all season, the sixth-ranked scoring defense in the NFL. The 17 points allowed per game was the third lowest in franchise history and the fewest since the Patriots set a team record in 1977 by allowing their opponents just 15.5 points per game. By the end of the season, the defense was in a zone, especially in the "Red Zone." In their last five regular season games, the defense surrendered just two touchdowns and limited their opponents to just 10 drives inside the 20-yard line, which resulted in seven field goals, one touchdown and two turnovers. The Patriots won all five of those games and qualified for the playoffs for the first time in three years.

The Patriots defense created a lot more opportunities for the offense in 2001 by recording 22 interceptions (second in the AFC, sixth in the NFL), 12 more than they had in 2000. Five of those interceptions were returned for touchdowns, setting a single-season franchise record. In the playoffs, Ty Law added another interception, which he returned 47 yards for a touchdown in a 20-17 victory over the St. Louis Rams in the Super Bowl.

Crennel re-joined the Patriots after a season as the defensive coordinator with the Cleveland Browns, where he spent the 2000 season developing a unit that featured rookie defensive end Courtney Brown. The team finished the season with 42 sacks, a 17-sack improvement from the 1999 season.

Prior to joining the Browns, Crennel spent three seasons (1997-99) as the defensive line coach for the New York Jets. In three seasons with the Jets, the defense was among the stingiest in the NFL, never allowing more than 20 points per game for a season. In 1997, he successfully incorporated a rotation of six new defensive linemen on a unit that allowed just 287 total points (17.9 points per game), second in the AFC and sixth overall. The following season, he added four new linemen to his rotation, a rotation that included Anthony Pleasant and Bobby Hamilton. The formula contributed to a 21-point improvement from the year before, as the defense allowed just 266 points all season (16.6 ppg.), second only to Miami's 265. In 1999, the Jets defense forced 35 turnovers and held opponents to just 19.3 points per game.

His first tenure in New England was a four-year assignment as Bill Parcells' defensive line coach beginning in 1993 and ending with an AFC Championship and Super Bowl XXXI appearance in January of 1997. In 1993, the Patriots won their final four games of the regular season, including a 38-0 shutout vs. Indianapolis. It was the first Patriots shutout in seven seasons. In 1994, the Patriots qualified for the playoffs for the first time in eight seasons after winning their last seven games of the regular season. In 1996, the Patriots defense allowed just 12.8 points per game in the final five contests of the regular season to propel the team into the playoffs, and just nine total points in two playoff victories secured their route to the Super Bowl.

Crennel began his professional coaching career in 1981 as a special assignments, special teams and defensive assistant coach with the New York Giants. He became the special teams coach in 1983 and was assigned the defensive line position in 1990, a position he coached for the next 11 seasons. In 12 seasons in New York (1981-92), the Giants qualified for the playoffs six times, won three division titles and

COACHING CAPSULE

Years	Team	Position
1970	Western Kentucky	Graduate Assistant
1971-74	Western Kentucky	Defensive Line
1975-77	Texas Tech	Defensive Assistant
1978-79	Mississippi	Defensive Ends
1980	Georgia Tech	Defensive Line
1981-82	New York Giants	Special Teams/Defensive Asst.
1983-89	New York Giants	Special Teams
1990-92	New York Giants	Defensive Line
1993-96	New England Patriots	Defensive Line
1997-99	New York Jets	Defensive Line
2000	Cleveland Browns	Def. Coordinator/Def. Line
2001	New England Patriots	Def. Coordinator
2002	New England Patriots	Def. Coordinator/Def. Line

two Super Bowl championships. In his first season in New York, the Giants qualified for the playoffs for the first time since 1963 with a 9-7 record. It was their first winning record in nine seasons.

He began his coaching career as a graduate assistant at his alma mater, Western Kentucky, in 1970. He was retained by the school as a full-time assistant when he was named defensive line coach in 1971. In 1975, he started a three-year tenure at Texas Tech as a defensive assistant on Parcells' staff. In 1978, he was named the defensive ends coach at Mississippi. After two seasons at Ole Miss, he accepted a position at Georgia Tech in 1980, his final season in the collegiate ranks before being hired by the Giants in 1981.

Playing

Crennel was a four-year starter (1966-69) as a defensive lineman at Western Kentucky. After three seasons as one of the Hilltoppers top tacklers, he was elected team captain as a senior. When the Western Kentucky offense struggled early in the season, Crennel willingly gave up what would have been a sure shot at all-conference honors as a defensive lineman to fill in at offensive tackle. The move helped solidify the offensive line and earned Crennel team MVP honors.

Personal

Romeo Crennel is a native of Lynchburg, Va. He was a high school standout at both Fort Knox (Ky.) High and Central High (Amherst, Va.). He earned his bachelor's degree in physical education while serving as a graduate assistant at Western Kentucky in 1970. His brother, Carl, played linebacker for the CFL's Hamilton Tiger Cats. Romeo and his wife, Rosemary, have three daughters, Lisa, Tiffany and Kristin.

Coaching

Brian Daboll is now in his third NFL season, his first as a position coach on Bill Belichick's staff. He originally joined the New England Patriots in February of 2000 when he was named a defensive coaching assistant. This year, he will instruct the team's wide receivers.

In 2000, he was primarily responsible for preparing film breakdowns for each upcoming opponent, including comprehensive opponent scouting charts and game tendencies.

Prior to joining the Patriots, he worked as a graduate assistant for Nick Saban at Michigan State. He started as an administrative G.A. in 1998, but spent the entire 1999 season assisting the defensive coaches, working primarily with the defensive backs. He began his coaching career as a restricted earnings coach, assisting the defensive coaches at William & Mary in 1997.

Playing

He attended the University of Rochester, where he was a two-year starter at free safety. Daboll recorded three interceptions in one game during his senior year.

Personal

Brian Daboll was born in Welland, Ontario. He attended St. Francis High in Buffalo where he lettered in football. Brian and his wife, Onalee, have one son, Christian.

COACHING CAPSULE

Years	Team	Position
1997	William & Mary	Restricted Earnings/Defense
1998-99	Michigan State	Graduate Assistant
2000-01	New England Patriots	Coaching Assistant
2002	New England Patriots	Wide Receivers

Jeff Davidson

ASSISTANT OFFENSIVE LINE/ TIGHT ENDS

8th COACHING SEASON
8th NFL SEASON
6th PATRIOTS SEASON

Coaching

Jeff Davidson is an eighth-year NFL coaching veteran, including the last six seasons with the New England Patriots, where he has helped them qualify for the playoffs three of the last five seasons, twice as division champions. Last year, he earned the first Super Bowl title of his career. He originally joined the Patriots as the tight ends coach in 1997. In 1998, he accepted the responsibilities as an assistant offensive line coach, a position he played professionally for four seasons before entering the coaching ranks. He was retained in that role when he joined Bill Belichick's coaching staff in 2000.

Davidson began his NFL coaching career in 1995 with the New Orleans Saints as a volunteer assistant. He gained valuable coaching experience under the guidance of offensive line coach Jon Matsko on Jim Mora's staff. In 1996, he was named offensive assistant, responsible for a multitude of functions, including the break down of game tapes, opponent scouting and self-scouting. He also maintained a number of on-field coaching responsibilities.

Playing

Davidson earned All-Big Ten honors as a senior and was a four-year letterman as an offensive lineman at Ohio State. He was drafted in the fifth round of the 1990 NFL draft by the Denver Broncos and moved into the starting lineup in just his second season. He started 16 games, including both playoff games, at left tackle. In 1992, he started every game at left guard. He was released by the Broncos in 1993 and signed by the New Orleans Saints as a free agent in 1994. He was on the active roster for the first seven games of the season, but suffered a shoulder injury that sidelined him for the remainder of the year and ultimately brought an end to his playing career.

Personal

Jeffrey John Davidson was born Oct. 3, 1967 in Akron, Ohio. He attended Westerville (Ohio) North High School where he earned Parade All-American honors as a senior. He was a three-sport prep letterman, starring in football (3 letters), track (4) and baseball (1). Jeff and his wife, Judi, have two sons, Nicholas and Alexander.

COACHING CAPSULE

Years	Team	Position
1995	New Orleans Saints	Volunteer Asst.
1996	New Orleans Saints	Offensive Asst.
1997	New England Patriots	Tight Ends
1998-01	New England Patriots	Asst. Offensive Line
2002	New England Patriots	Asst. Offensive Line/Tight Ends

HOT WHEN IT'S COLD

When the game-time temperatures have cooled down in recent years, the Patriots have heated up. New England has a 13-4 record since 1993 in games when the temperature was 36 degrees or lower. Last season they tallied a 4-0 record, including their 16-13 overtime victory over the Raiders in the playoffs.

Date	Opp.	W/L	Result	Temp	Notes
12/16/01	at Buffalo	W	12-9 ot	34	Wind chill of 25
12/22/01	vs. Miami	W	20-13	36	Wind chill of 16
01/06/02	at Carolina	W	38-6	36	Drizzle
01/19/02	vs. Oakland*	W	16-13 ot	25	Snow

*-playoffs

Coaching

Ivan Fears, a 26-year coaching veteran who is now enjoying his 12th season in the NFL, will coach the running backs for the Patriots this season. He earned his first Super Bowl Championship title as the receivers coach on Bill Belichick's staff last year. During the 2001 season, both Troy Brown and David Patten, his starting receivers, produced career years. Brown established a franchise record with 101 receptions for a career-high 1,199 yards and earned his first trip to the NFL's Pro Bowl after the season. It was Brown's first 1,000-yard season of his eight-year career. Patten, who entered the season with just 71 receptions in four seasons, claimed the starting role opposite Brown and was credited with 51 receptions for 749 yards and four touchdowns. He also provided touchdowns in both the AFC Championship Game victory over Pittsburgh (24-17) and the Super Bowl triumph over the Rams (20-17), scoring two of the Patriots' three offensive touchdowns during the playoffs.

Fears originally joined the professional coaching ranks as the receivers coach on Dick MacPherson's staff with the Patriots in 1991. After two seasons in New England, he accepted a position with the Bears in Chicago, where he coached the receivers for six seasons (1993-98) before returning to New England in 1999.

In 1991, his receiving corps featured Irving Fryar, Greg McMurtry and Michael Timpson. That year, Fryar turned in his first 1,000-yard season of his eight-year career, finishing with 1,014 yards on 68 receptions (14.9).

In 1993, he joined the Chicago Bears and inherited the team's first-round selection, Curtis Conway. In 1994, the Bears added Jeff Graham, a reserve receiver from the Steelers and Fears helped develop the two into one of the premier receiving tandems in the league. In his first year with the Bears, Graham started 15 games and led the team with 68 receptions for 944 yards. In 1995, he led the team with 1,301 yards on 82 receptions while Conway produced 62 receptions for 1,037 yards and 12 touchdowns. The pair became the first receiving tandem in franchise history to each record over 1,000 yards receiving in a single season. Graham was lost to free agency in 1996, but Conway filled the void with a career-high 81 receptions for 1,049 yards and became the first Bear in franchise history to record back-to-back 1,000-yard seasons. Injuries in 1997 limited Conway's production that year. In 1998, Bobby Engram emerged as the team leader, nearly eclipsing the 1,000-yard plateau with 987 yards on 64 receptions.

Fears began his coaching career as a graduate assistant at William & Mary in 1976. In 1977, he drew his first positional responsibilities coaching receivers. His next two seasons (1978-79), he coached quarterbacks before accepting the role as receivers coach at Syracuse in 1980, a position he held for the next 12 seasons.

Playing

A three-year letterman as a running back at William & Mary (1973-75), his playing career was cut short after undergoing three knee operations during his collegiate career.

Personal

Ivan Fears was born Nov. 15, 1954 in Portsmouth, Va. He grew up in Suffolk, Va., where he starred at John Yates High and was twice named the school's Outstanding Player of the Year. He also earned all-state honors as a senior. Ivan and his wife, Beverly, have three children, Joshua, Aaron and Kimberly.

COACHING CAPSULE

Years	Team	Position
1976	William & Mary	Graduate Assistant
1977	William & Mary	Receivers
1978-79	William & Mary	Quarterbacks
1980-90	Syracuse	Receivers
1991-92	New England Patriots	Receivers
1993-98	Chicago Bears	Receivers
1999-01	New England Patriots	Receivers
2002	New England Patriots	Running Backs

Coaching

Pepper Johnson, a third-year NFL assistant, celebrated his third Super Bowl championship in 2001, his first as an assistant coach. During his illustrious playing career, he earned Super Bowl titles with the New York Giants in 1986 and 1990 as an inside linebacker on one of the league's most dominant defenses.

He originally joined Bill Belichick's coaching staff with the New England Patriots as part of the NFL's minority coaching fellowship in the summer of 2000. On Feb. 1, 2001, he joined the staff as the inside linebackers coach, a position he excelled at for 13 seasons in the NFL. After injuries sidelined Ted Johnson and Bryan Cox, Tedy Bruschi made the transition from outside to inside linebacker and helped fuel the Patriots defense through a season-ending win streak that culminated with a 20-17 victory over the St. Louis Rams in Super Bowl XXXVI. The 2001 squad was the stingiest Patriots unit since 1977, allowing just 17 points per game (sixth in the NFL).

Playing

Johnson started 158 of 193 regular season games and played for four different teams during his 13-year NFL career. The two-time Pro Bowl performer won two Super Bowl titles as a member of the New York Giants in 1986 and again in 1990. His presence helped form one of the most dominant defensive units in the history of the game. In 13 seasons, he totaled over 1,200 tackles, including 25.5 sacks. He also forced 12 fumbles, recovering eight, and intercepted 14 passes, including two that he returned for touchdowns. In a game against the Tampa Bay Buccaneers in 1991, he set a franchise record with 4.5 sacks. He played seven seasons with the Giants (1986-92) before joining the Cleveland Browns in 1993. In 1994, he recorded a career-high with 207 tackles for the Browns. He signed with the Detroit Lions for one season in 1996 before being reunited with Bill Belichick in New York when he signed with the Jets in 1997. He played two seasons with the Jets before retiring in 1999. In his first season with the Jets, he was voted team captain before the start of the regular season. An injury vs. New England (10/19/97) mid-season sidelined him for the remainder of the season, but he returned as team captain and started every game for the Jets in 1998.

A two-time co-captain and defensive MVP at Ohio State, Johnson was drafted by the New York Giants in the second round of the 1986 NFL draft after an All-American campaign as a senior in 1985.

Personal

Thomas "Pepper" Johnson was born July 29, 1964 in Detroit, Mich. He was nicknamed "Pepper" by an aunt who observed his ritual of sprinkling pepper on his breakfast cereal as a youngster. After an all-star prep career at MacKenzie High in Detroit, Johnson became a scholar-athlete at Ohio State, where he majored in counseling and physical education. In 1999, his alma mater named him to the school's all-century team. In 2001, he was inducted into the Ohio State Hall of Fame. He formed Pepper Johnson Enterprises, a non-profit community organization that operates in Detroit to support youth and anti-crime programs. Johnson's many philanthropic endeavors have earned him honors for his work with Special Olympics, the March of Dimes, the Make-a-Wish Foundation, Children's Leukemia Foundation and Pepper Johnson's Youth Foundation. He is also a supporter of the Michael Landon Foundation, the Carol M. Baldwin Breast Cancer Research Foundation, Dylan MalaMala Cystic Fibrosis Foundation and the Trey Whitfield Foundation. While in New York, he sponsored a charity golf tournament on Long Island to benefit a home for babies born to drug-addicted mothers. Pepper has a son, Dionte, and resides in Providence, R.I.

COACHING CAPSULE

Years	Team	Position
2000	New England Patriots	Asst. Linebackers
2001-02	New England Patriots	Inside Linebackers

Coaching

Eric Mangini, a coaching veteran of 10 seasons, including eight in the NFL, joined the Patriots when he was named defensive backs coach on Bill Belichick's staff on Feb. 1, 2000.

In 2001, the Patriots defense was among the stingiest in franchise history and one of the most opportunistic in the NFL. As a unit, the defense allowed just 17 points per game, the lowest by a Patriots defense since 1977. The potential for many opponent scoring drives ended in turnovers, as the Patriots recorded 35 takeaways, including 22 interceptions (12 more than in 2000). An NFL leading five of those 22 interceptions were returned for touchdowns, all by defensive backs. Ty Law added another interception in the Super Bowl that he returned 47 yards for a touchdown to help secure the 20-17 victory and give New England its first Super Bowl Championship.

Mangini joined the Patriots after three seasons (1997-99) as the defensive assistant/quality control coach for the New York Jets. During that time, he worked closely with Belichick, who was the Jets defensive backs coach. Mangini was also responsible for advance opponent film breakdowns and analysis. In 1999, the Jets defense ranked third in the AFC with 24 interceptions, the team's highest total since 1969 (29). The defensive backs recorded 18 of those 24 interceptions. In 1998, the Jets defense surrendered just 266 points, one point shy of Miami's league-leading 265 points allowed. The 16.6 points per game ranked third in franchise history and helped the Jets to a 12-4 overall record and their first division title ever.

Mangini's first coaching opportunity came in 1995 as an assistant on Belichick's staff in Cleveland. He was retained by Ted Marchibroda when the franchise moved to Baltimore in 1996, working as a quality control/offensive assistant. The Ravens averaged 357.7 yards per game during the 1996 season - third in the NFL.

Playing

Mangini played nose tackle and earned four letters (1989-90, 92-93) at Wesleyan University in Connecticut. He set a school record with 36.5 sacks, including 22 during his final two seasons. When he graduated in 1993, he ranked second in school history in total tackles. He was voted a first-team all-star by NESCAC and ECAC-New England Division III and won third-team All-American honors and All-East Coast in 1992-93. He graduated from Wesleyan in 1994 with a degree in political science.

Personal

Eric Mangini was born Jan. 19, 1971 in Hartford, Conn. He attended Bulkeley (Conn.) High, where he received the Brian Piccolo Award for outstanding athletic and academic achievement and was named the Scholar Athlete of the Year as a senior. As an undergraduate at Wesleyan, he spent the second semester of his junior and senior years studying abroad in Melbourne, Australia, where he was the head coach/defensive coordinator for the Kew Colts, a semi-professional football team. He also worked as an intern for the New England Crusaders, a minor league football team in his hometown of Hartford, Conn. In 1998, he received the scholar-athlete award from the National Football Foundation and College Hall of Fame (Northern Connecticut Chapter). In 2002, he teamed up with fellow Connecticut native Tebucky Jones to host a football camp for athletes in eighth through 12th grade. A staff of over 30 NFL coaches and players taught hundreds of students during the one-day session. Eric and his wife, Julie, were married in June of 2001.

COACHING CAPSULE

Years	Team	Position
1992-93	Kew Colts (Australia)	Head Coach/DC
1995	Cleveland Browns	Coaches Assistant
1996	Baltimore Ravens	Offensive Asst./QC
1997-99	N.Y. Jets	Defensive Asst./ Quality Control
2000-02	New England Patriots	Defensive Backs

Coaching

Markus Paul is a fifth-year coaching veteran, now in his third season with the Patriots. He joined the Patriots on Feb. 16, 2000 when he was named the assistant strength and conditioning coach on Bill Belichick's staff. He assists strength and conditioning coach Mike Woicik, a position he held for two seasons in New Orleans prior to joining the Patriots. Paul is responsible for assisting in player conditioning and development, both on and off the field. In 2001. He celebrated his first Super Bowl Championship, as the Patriots completed a 14-5 record. The 14 wins were the most in franchise history.

Woicik gave Paul his first coaching opportunity at the NFL level while on Mike Ditka's staff with the Saints in 1998. From 1998-99, he assisted Woicik in the implementation of the Saints conditioning program. His responsibilities included the monitoring of each player's workout routines throughout the year.

Paul's first association with Woicik was as a student-athlete at Syracuse, where he participated in Woicik's conditioning program.

Playing

Paul was originally a fourth-round draft choice of the Chicago Bears in 1989. He played five seasons in Chicago before playing his final game as a member of the Tampa Bay Buccaneers in 1993. He started 30 of 71 games in Chicago, including 15 at each safety position. He intercepted seven passes during his career, which he returned for 100 yards. A four-year starter at Syracuse (1985-88), Paul set a school record with 19 career interceptions. As a senior in 1988, he earned first-team All-American honors from The Sporting News and Football News.

Personal

Markus Paul was born on April 1, 1966, in Orlando, Fla. He was an all-state quarterback and defensive back at Osceola (Fla.) High and led his team to the high school Citrus Bowl in 1983. Paul and his wife, Patricia, have a son, Jairus, and a daughter, Tabitha.

COACHING CAPSULE

Years	Team	Position
1998-99	New Orleans	Asst. Strength & Conditioning
2000-02	New England	Asst. Strength & Conditioning

Coaching

Rob Ryan, now enjoying his 16th coaching season, including his fifth in the NFL, joined the Patriots when he was named linebackers coach on Bill Belichick's staff on Feb. 18, 2000. For the past two years, he has worked more specifically with the outside linebackers.

Last year, he contributed to one of the best scoring defenses in franchise history, as the Patriots allowed just 17 points per game. It was the lowest point production allowed by the Patriots in 24 years when the 1977 squad held their opponents to just 15.5 points per game. The defense was one of the league's most opportunistic as well, forcing 35 turnovers and capitalizing on five interceptions that were returned for touchdowns. Roman Phifer, Mike Vrabel and Tedy Bruschi all had stellar seasons and were critical to the team's Super Bowl success in

2001. Vrabel had a career-year, totaling more tackles with the Patriots (60) than he had in four seasons with Pittsburgh.

Ryan received his first NFL coaching experience in 1994 and 1995 as the defensive backs coach of the Arizona Cardinals. In 1994, Cardinals cornerback Aeneas Williams recorded a career-high nine interceptions and earned his first trip to the Pro Bowl. Williams returned to the Pro Bowl in 1995. In two seasons, he contributed 15 of the secondary's 32 interceptions. The Cardinals 32 interceptions and 42 total takeaways led the NFL in 1995.

Ryan joined the Patriots following a three-year assignment (1997-99) as the defensive coordinator at Oklahoma State. During his tenure, the Cowboys defense was continually ranked among the best in the nation. In 1999, they were ranked 10th in the nation in total defense and ninth in passing yards allowed. In 1998, they were second in the nation with 41 sacks. In his first season at Oklahoma State, the Cowboys defense finished among the nation's top 20 in turnover margin, rushing defense, scoring defense and total defense, allowing just 302.7 yards per game. It was an improvement of more than 100 yards per game from the year before (407.2 ypg). In turn, the team improved from 5-6 in 1996 to 8-4, earning an invitation to play in the Alamo Bowl. It was Oklahoma State's first bowl appearance since 1988.

He began his coaching career as an assistant at Western Kentucky in 1987. He moved on to Ohio State in 1988, where he coached outside linebackers. Ryan then spent five seasons at Tennessee State, where he coached running backs (1989-91), linebackers (1992) and the defensive line (1993) before entering the NFL ranks with Arizona in 1994. In 1996, he accepted a position as the defensive coordinator at Hutchinson Community College. That year, they led the nation in total defense (228 yards per game) and in quarterback sacks (56). His defense also set a national record by forcing 49 turnovers, which generated eight touchdowns in 10 games. They also led the Jayhawk conference in total defense, run defense and pass defense.

Playing

Ryan played three seasons as a defensive end and outside linebacker at Southwestern Oklahoma State.

Personal

Rob Ryan was born the son of defensive coaching great Buddy Ryan on Dec. 13, 1962 in Ardmore, Okla. Rob's twin brother, Rex, is a defensive line coach with the Baltimore Ravens. He earned his bachelor's degree in physical education from Southwestern Oklahoma State and a master's in sports management from Ohio State. He has three sons, Joseph, Matthew and Tyler, and one daughter, Dimitra. Rob and his wife, Kristin, reside with their family in Franklin, Mass.

COACHING CAPSULE

Years	Team	Position
1987	Western Kentucky	Assistant
1988	Ohio State	Outside Linebackers Assistant
1989-91	Tennessee State	Running Backs
1992	Tennessee State	Linebackers
1993	Tennessee State	Defensive Line
1994-95	Arizona Cardinals	Defensive Backs
1996	Hutchinson C.C.	Defensive Coordinator
1997-99	Oklahoma State	Defensive Coordinator
2000	New England Patriots	Linebackers
2001-02	New England Patriots	Outside Linebackers

Coaching

Dante Scarnecchia is now enjoying his 33rd coaching season, his 21st as an NFL assistant. He originally joined the Patriots in 1982. Since then, he has spent all but two seasons (1989-90) on the Patriots sidelines. Those 19 seasons of service are more than any coach in franchise history and earns him the distinction of being the only coach in franchise history to be a member of all three Super Bowl appearances, beginning with Super Bowl XX in 1985, Super Bowl XXXI in 1996 and Super Bowl XXXVI in 2001.

Bill Belichick named Scarnecchia the Patriots assistant head coach/offensive line coach on Feb. 1, 2000. In 2001, he worked with a unit that featured three new starters, including two young offensive

tackles, but still produced a powerful rushing attack and a balanced passing attack. Running back Antowain Smith rushed for 1,157 yards, the most by a Patriots back in four years, and powered the Patriots to a franchise record 14 wins, including the region's first Super Bowl victory.

As assistant head coach, Scarnecchia draws additional responsibilities assisting head coach Bill Belichick. He gained his first head coaching experience handling those responsibilities for Dick MacPherson after the coach fell ill and was hospitalized during the 1992 season. For the fourth consecutive season, Scarnecchia's primary responsibility will be the offensive line, a position he has coached for 17 of his 33 seasons in the profession. He made the transition to offensive line from special teams coach in 1999 and assisted in the development of first-round pick Damien Woody, who started all 16 games. Woody was only the third Patriot offensive lineman (Pat Harlow, 1991; Bruce Armstrong, 1987) to start every game as a rookie since John Hannah in 1973.

Prior to coaching the offensive line, Scarnecchia handled the Patriots special team units for two seasons (1997-98). In 1998, Adam Vinatieri scored a career-high 127 points, sixth in franchise history and the most by a Patriot since Tony Franklin's 140 points in 1986. Derrick Cullors returned 45 kicks (second in franchise history) and Troy Brown averaged 13.2 yards per punt return, the fifth-best single season average in team history. Punter Tom Tupa averaged 44.5 yards per punt, which ranked third among the Patriots all-time leaders.

In 1997, Scarnecchia's special teams units produced the league's second-best punter (Tupa), fifth-best kick returner (David Meggett) and the AFC's special teams Pro Bowl representative (Larry Whigham). Tupa set a franchise record and led the AFC with a 45.8-yard average (gross) per punt. It was the first time in franchise history that a Patriots punter led the conference in punting. Meggett averaged 24.7 yards per return, tied for fifth in the league and third in the AFC, and Whigham, who consistently drew double coverage, was recognized as the AFC's best among special teams performers.

Scarnecchia originally joined the Patriots and made his NFL coaching debut in 1982 as a member of Ron Meyer's staff. He coached the tight ends and special teams for the Patriots for seven seasons (1982-88) before moving on to Indianapolis with Meyer in 1989. He rejoined the Patriots in 1991 after spending two seasons (1989-90) as the Colts offensive line coach. From 1991 to 1992, he coached the tight ends and special teams on MacPherson's staff. On Nov. 4, 1992, MacPherson fell ill and appointed Scarnecchia to serve as the team's spokesman in his absence. Scarnecchia fulfilled the obligation for seven of the Patriots' final eight games and held the responsibilities of the head coach for both of the Patriots victories that season.

In 1993, he was the only Patriots assistant retained from the previous staff. He was assigned special assistant from 1993-94, which was redefined as defensive assistant from 1995-96. During that time, he assisted defensive coordinator Al Groh with the development of the team's linebacking corps.

His coaching career began in 1970 as the offensive line coach at California Western University. He moved to Iowa State in 1973, where he served as the assistant offensive line and defensive backfield coach. He spent the 1975 and 1976 campaigns at Southern Methodist University, before becoming the University of Pacific's offensive line coach and recruiting coordinator from 1977 through 1978. In 1979, Scarnecchia coached at Northern Arizona and then accepted an opportunity to return to Meyer's staff at SMU as the offensive line coach in 1980 and 1981. In 1982, Meyer was hired as the head coach of the New England Patriots and Scarnecchia was among a number of the SMU assistants who joined Meyer's staff in New England.

Playing

Scarnecchia played offensive guard and center at California Western University from 1968-70. He began his collegiate career at Taft Junior College in 1966 before transferring to California Western.

Personal

Dante Scarnecchia was born Feb. 15, 1948, in Los Angeles, Calif. He holds a master's degree in physical education from U.S. International. Dante and his wife, Susan, have a daughter, Lisa, and a son, Steve.

COACHING CAPSULE

Years	Team	Position
1970-72	California Western	Offensive Line
1973	Iowa State	Offensive Line
1974	Iowa State	Defensive Backs
1975-76	Southern Methodist	Offensive Line
1977-78	Pacific	Offensive Line/Recruiting Coordinator
1979	Northern Arizona	Offensive Line
1980-81	Southern Methodist	Offensive Line
1982-88	New England Patriots	TEs/Special Teams
1989-90	Indianapolis Colts	Offensive Line
1991-92	New England Patriots	TEs/Special Teams
1993-94	New England Patriots	Special Assistant
1995-96	New England Patriots	Defensive Asst./LBs
1997-98	New England Patriots	Special Teams
1999	New England Patriots	Offensive Line
2000-02	New England Patriots	Asst. Head Coach/OL

Coaching

Brad Seely is a 25th-year coaching veteran who is enjoying his 14th season in the NFL, including his fourth with the Patriots. He joined the Patriots as the special teams coach on Jan. 27, 1999 and celebrated his first Super Bowl Championship as a member of Coach Bill Belichick's staff last season.

He earned Special Teams Coach of the Year honors in 1996 as an assistant with the Carolina Panthers, but may have had his most complete season in 2001, based on the rankings and performances of each of his special teams units. The Patriots coverage units ranked first in punt returns (allowing just 4.8 yards per return), first in gross punt average (allowing just 39.5 yards per punt) and first in net punt average (limiting opponents to 31.6 net yards per punt). Troy Brown led the league with a 14.2-yard average per punt return (second in franchise history) and was the only player to return two punts for touchdowns in 2001. He scored a third touchdown at Pittsburgh in the AFC Championship Game to give the Patriots a 7-0 lead and helped secure the victory when he scooped up a blocked field goal attempt, lateraled it to Antwan Harris who returned it for another touchdown in a 24-17 victory. In addition to being ranked second in the league in net punt return average, the Patriots were also second in net punting with Ken Walter averaging 38.1 net yards per punt.

Five Patriots games were decided by three points or less during the 2001 season and the Patriots were undefeated in those games. The five game-winning kicks included two playoff performances (Oakland and St. Louis), thanks to the kicking accuracy of Adam Vinatieri and the consistent play of the field goal units.

In 2000, Brown finished fifth in the AFC with an average of 12.9 yards per punt return and returned a punt for a touchdown, the first of his career and the first by a Patriot since 1996. Brown's 12.9-yard average per return was the highest average since Irving Fryar's 14.1-yard average for a season in 1985. In addition, Vinatieri recorded a three-year high converting 81.8 percent of his field goal attempts (27 of 33). It was the second-highest conversion rate of his career, pushing his career field goal percentage over 80 percent, a franchise record.

In 1999, the team's return units ranked among the league leaders. Only St. Louis had a better kickoff return average (25.1 yards per return) than the Patriots (24.2), while their punt return average ranked ninth in the league (10.3). Brown led the team and finished fifth in the AFC with a 10.7-yard punt return average.

Prior to joining the Patriots, Seely spent four seasons with the Carolina Panthers, where he helped groom an expansion team into a team that competed for the NFC Championship. In 1996 and 1997, Panthers kickoff returner Michael Bates became the first player in 35 years to lead the league in kick return average in consecutive seasons. He also earned two consecutive trips to the Pro Bowl for his efforts.

In 1996, not only did Seely help produce the NFL's best kick return specialist, but he also had the league's best kicker, as John Kasay set an NFL single-season record with 37 field goals. His 145 total points were the third highest total in the history of the league. In addition to the success of Bates and Kasay, Carolina also boasted one of the league's top coverage units, ranking first or second in nearly every statistical category. Special teams played a big part in the team's overall success, as Carolina claimed their first division title in just their second season with a 12-4 overall record. That year, Panther punter Rohn Stark, who spent the majority of his career with Seely in Indianapolis, became the NFL's all-time leading punter with 48,658 career punting yards.

Seely began his coaching career in 1978 at South Dakota State, the alma mater of Patriots placekicker Adam Vinatieri. The following year, he accepted a graduate assistant position at Colorado State, where he was elevated to offensive line coach in 1980. In 1981, he was named the assistant offensive line coach (assisting Dante Scarnecchia) on Ron Meyer's staff at Southern Methodist. He helped coach a line that opened holes for SMU's "Pony Express" backfield of Eric Dickerson and Craig James. The next year, he coached at North Carolina State before coaching at Pacific in 1983. In 1984, he started a five-year stint as the offensive line coach at Oklahoma State, which helped produce the likes of Thurman Thomas and 1988 Heisman Trophy winner Barry Sanders.

He made the transition to the professional ranks in 1989 when he was named the special teams and tight ends coach of the Indianapolis Colts. During that five-year tenure, he assisted in the development

of Stark and return specialist Clarence Verdin. Both players became Pro Bowl performers for the Colts. In addition, his special teams units were annually ranked among the top coverage units in football. In 1993, they led the league by allowing just 14.9 yards per kick return. In 1994, he accepted the special teams assignment with the Jets. He left the Jets in 1995 when he was named the special teams coach of the expansion Carolina Panthers.

Playing

Seely earned a degree in economics and physical education while earning all-conference honors as an offensive guard at South Dakota State.

Personal

Brad Seely was born Sept. 6, 1956 in Vinton, Iowa. Brad and his wife, Patti, have three daughters, Sarah, Hannah and Brynn.

COACHING CAPSULE

Years	Team	Position
1978	South Dakota State	Assistant
1979	Colorado State	Graduate Assistant
1980	Colorado State	Offensive Line
1981	Southern Methodist	Offensive Line
1982	North Carolina State	Offensive Line
1983	Pacific	Offensive Line
1984-88	Oklahoma State	Offensive Line
1989-93	Indianapolis Colts	Special Teams/Tight Ends
1994	New York Jets	Special Teams
1995-98	Carolina Panthers	Special Teams
1999-02	New England Patriots	Special Teams

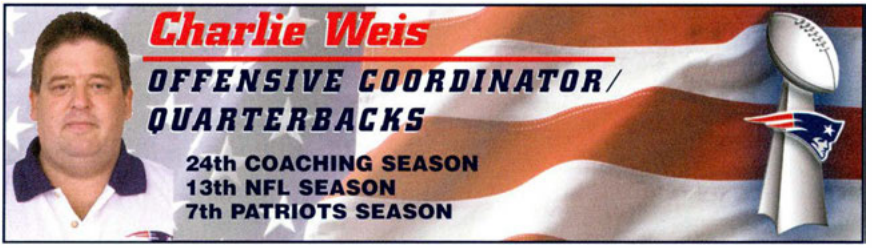

Coaching

Charlie Weis, a 24th-year coaching veteran, including 13 seasons in the NFL, enjoys his seventh season with the New England Patriots and his third as the team's offensive coordinator. In 13 NFL seasons, his coaching contributions have led to two Super Bowl Championships, three conference titles and four division titles. For the past four seasons (1998-01), he has gained tremendous respect for designing some of the league's most creative and balanced offensive arsenals as the offensive coordinator for the New York Jets (1998-99) and the Patriots (2000-01).

Yet, for all his coaching successes over the years, his performance in 2001 stands alone. Prior to the start of the 2001 season, Weis suffered the personal loss of one of his closest friends and coaching confidants with the tragic passing of quarterbacks coach Dick Rehbein. Weis quickly assumed Rehbein's coaching responsibilities, working with the team's quarterbacks in addition to his duties as offensive coordinator and running backs coach.

When Drew Bledsoe was sidelined due to an injury in just the second game of the season, little-known reserve Tom Brady accepted the starting responsibilities. Under Weis' tutelage, the former sixth-round draft choice blossomed into a Pro Bowl performer and eventual Super Bowl MVP in his first year as an NFL starter. Brady's success should have come as no surprise to Patriots fans. In Weis' previous four-year stint (1993-96) with the Patriots, he earned a reputation for developing individual offensive star performances. He coached three different positions in three consecutive years and helped develop some of the franchise's best individual single-season performances.

The Patriots scored 371 total points, sixth in the NFL in 2001 and the highest point production by the Patriots since 1996. His offense also produced the franchise's first 100-reception individual performance, earning Troy Brown a trip to the Pro Bowl. The team also adopted a power rushing attack, as Antowain Smith rushed for 1,157 yards, the most since 1997, and 12 rushing touchdowns, the most since 1996.

He returned to the Patriots on Feb. 1, 2000 after three seasons of calling the offensive plays for the New York Jets from 1997-99.

In his first season with the Jets, New York improved from 1-15 in 1996 to 9-7 in 1997. The eight-game improvement was the best in franchise history and one of the greatest turnarounds in NFL history. In addition to his own play-calling, Weis employed a triumvirate of receivers who were large-

ly responsible for the success of the Jets offense. Keyshawn Johnson, Wayne Chrebet and Jeff Graham combined for 170 receptions for 2,304 yards and 10 touchdowns.

In 1998, the Jets improved to 12-4 to claim their first division title in franchise history. That year, Weis was named the offensive coordinator/wide receivers coach after a year of handling the dual responsibilities. By season's end, his offense ranked among the greatest in franchise history and led the team to their first 12-win season. The team scored 416 points, the second highest total in franchise history (419 points in 1968) and averaged 357.2 yards per game. It was the second-best season average in Jets history (368.5 ypg in 1985). In addition, they also controlled the ball for an average of 32:17 per game, second in the AFC and third in the NFL.

Both of Weis' starting receivers, Johnson (1,131) and Chrebet (1,083), eclipsed the 1,000-yard receiving plateau for the first time in their respective careers. It also marked the first time since 1986 that two Jets receivers reached that milestone in one season. At the conclusion of the 1998 season, three of his offensive stars — Johnson, Curtis Martin and Vinny Testaverde — were voted to represent the AFC in the Pro Bowl.

In 1999, Weis' offense produced the league's second-leading rusher and the AFC's fourth ranked receiver. Martin rushed for 1,464 yards, falling just 90 yards shy of the rushing title. Keyshawn Johnson led the team and established career-highs with 89 receptions for 1,170 yards. He was elected to his second consecutive Pro Bowl at the end of the season.

Weis began his professional coaching career with the New York Giants in 1990. After working in the Giants pro personnel department in 1989, Weis accepted the position of defensive assistant and assistant special teams coach. In his first season on the Giants coaching staff, the Giants claimed the Super Bowl title with a 16-3 overall record. In 1991, Ray Handley took over as coach of the Giants and named Weis his running backs coach.

In 1993, Weis began a very successful four-year stint with the Patriots (1993-96). He coached three different positions - tight ends, running backs and wide receivers - and played a major role in the development of Ben Coates, Curtis Martin and Terry Glenn. In 1993 and 1994, he served as the team's tight ends coach. In 1993, Coates led the team in receptions. In 1994, Coates set an NFL record for receptions by a tight end with 96 and earned his first trip to the Pro Bowl as a first-team All-Pro.

In 1995, Weis was re-assigned to coach the Patriots' running backs and was credited with developing Martin, a third-round '95 draft pick, into one of the premier running backs in the NFL. That year, Martin won Rookie of the Year honors and set franchise rushing records with 1,487 yards and 14 touchdowns. He was the only rookie representative in the 1996 Pro Bowl. Martin's 1,487 yards rushing was the fourth-best rookie performance in NFL history. His 14 rushing touchdowns ranked third all-time among rookie rushers.

In 1996, Weis was again assigned a new position, drawing the duty of coaching the team's receivers. Under his tutelage, Glenn led the team and set an NFL rookie reception record with 90 catches for 1,132 yards and six touchdowns. Glenn finished second to fellow Ohio State alum Eddie George in the Associated Press balloting for Offensive Rookie of the Year.

He joined the collegiate ranks in 1985 as an assistant at South Carolina (1985-88). In 1989, he returned to New Jersey to accept the position as head coach at Franklin Township High. That year, he directed them to the New Jersey State Championship.

Personal

Charlie Weis was born March 30, 1956, in Trenton, N.J. He excelled both athletically and academically at Middlesex (N.J.) High. He then attended the University of Notre Dame, where he earned his bachelor's degree in communications and education. While coaching in South Carolina, Weis earned his master's degree in education. Charlie and his wife, Maura, have two children, Charles Joseph and Hannah Margaret.

COACHING CAPSULE

Years	Team	Position
1979	Boonton High	Coach
1980-84	Morristown High	Coach
1985-88	South Carolina	Assistant Coach
1989	Franklin Township High	Head Coach
1990	New York Giants	Defensive Asst./Asst. Sp. Teams
1991-92	New York Giants	Running Backs
1993-94	New England Patriots	Tight Ends
1995	New England Patriots	Running Backs
1996	New England Patriots	Wide Receivers
1997	New York Jets	Wide Receivers
1998	New York Jets	Offensive Coordinator/WRs
1999	New York Jets	Offensive Coordinator/FBs
2000	New England Patriots	Offensive Coordinator/RBs
2001	New England Patriots	Offensive Coordinator/ QBs/RBs
2002	New England Patriots	Offensive Coordinator/QBs

Pronunciation: WOY-sick

Coaching

Mike Woicik was named the Patriots strength and conditioning coach on Bill Belichick's staff on Feb. 16, 2000. The 25th-year coaching veteran is now in his 13th season in the NFL and has initiated strength and conditioning programs that have contributed to the success of four Super Bowl Championship teams, three with the Dallas Cowboys and one with the Patriots last season. Woicik's year-round conditioning program proved to be a significant factor in the Patriots success in 2001, as the team closed out the season with a nine-game win streak, the longest in franchise history.

He entered the NFL coaching ranks with the Dallas Cowboys in 1990 and was voted the NFL's "Strength Coach of the Year" in 1992. During his seven seasons (1990-96) with the Cowboys, the team totaled an 89-38 record, including 12 playoff victories and three Super Bowl championships. Conditioning played a big part in the Cowboys' overall success. In his final six seasons with Dallas, they had a cumulative 35-11 (.761) record from Thanksgiving until the end of the playoffs.

In 1997, he accepted the strength and conditioning responsibilities of the New Orleans Saints. He spent three seasons with the Saints (1997-99).

Woicik began his strength and conditioning training at Springfield College in 1978. He served as the track coach and weight room coordinator from 1978-80. In 1980, he was hired by Syracuse University, where he developed the strength and conditioning programs for the university for the next decade (1980-89).

Personal

Mike Woicik was born Sept. 26, 1956 in Baltimore, Md. and raised in Westwood, Mass. He graduated from Westwood (Mass.) High and starred on the track and football teams. He earned a bachelor's degree in history from Boston College and a master's degree in physical education from Springfield College. Woicik was an outstanding discus thrower at Boston College, setting a school record of 180 feet, 5 inches. He also earned All-East honors and qualified for the NCAA Championships while competing in the discus at BC. In addition to the discus, he also competed in the shot put and hammer throw.

COACHING CAPSULE

Years	Team	Position
1978-80	Springfield	Asst. Track Coach/Weight Room Coor.
1980-89	Syracuse	Strength & Conditioning
1990-96	Dallas Cowboys	Strength & Conditioning
1997-99	New Orleans Saints	Strength & Conditioning
2000-02	New England Patriots	Strength & Conditioning

Coaching Assistants

Nick Caserio joined the Patriots in June of 2001 as a personnel assistant in the scouting department. He became a coaching assistant on Bill Belichick's staff in February of 2002. His primary responsibilities will be as an offensive staff assistant and will include film breakdown and scouting chart preparations. The Westlake, Ohio native attended John Carroll University. Caserio began his coaching career as a graduate assistant at Saginaw Valley State University in 1999. The Cardinals finished the 2000 season 9-2 and qualified for the Division II playoffs. Following a brief stint with Central Michigan, he joined the Patriots scouting department.

Josh McDaniels joined the Patriots on March 1, 2001 as a personnel assistant in the scouting department. He became the defensive assistant on Bill Belichick's coaching staff in February of 2002. His coaching responsibilities will be primarily as a defensive staff assistant and will include film breakdown and scouting chart preparations for the staff. McDaniels attended John Carroll University and played wide receiver for the Blue Streaks. He began his coaching career as a graduate assistant at Michigan State. The Canton, Ohio native and his wife, Laura, were married this past spring.

All-Time Coaches Records

(Listed Chronologically)

Coach	Seasons	Years	Regular Season W-L-T	Win Pct.	Postseason W-L	Career W-L-T	Career Win Pct.
Lou Saban*	1.5	1960-61	7-12-0	.368	0-0	7-12-0	.368
Mike Holovak	7.5	1961-68	52-46-9	.528	1-1	53-47-9	.528
Clive Rush**	1.5	1969-70	5-16-0	.238	0-0	5-16-0	.238
John Mazur***	2.0	1970-72	9-21-0	.300	0-0	9-21-0	.300
Phil Bengtson	0.5	1972	1-4-0	.200	0-0	1-4-0	.200
Chuck Fairbanks	6.0	1973-78	46-39-0	.541	0-2	46-41-0	.529
Bullough-Erhardt#		1978	0-1-0	.000	0-0	0-1-0	.000
Ron Erhardt#	3.0	1979-81	21-27-0	.438	0-0	21-27-0	.438
Ron Meyer##	2.5	1982-84	18-15-0	.545	0-1	18-16-0	.529
Raymond Berry	5.5	1984-89	48-39-0	.552	3-2	51-41-0	.554
Rod Rust	1.0	1990	1-15-0	.063	0-0	1-15-0	.063
Dick MacPherson	2.0	1991-92	8-24-0	.250	0-0	8-24-0	.250
Bill Parcells	4.0	1993-96	32-32-0	.500	2-2	34-34-0	.500
Pete Carroll	3.0	1997-99	27-21-0	.563	1-2	28-23-0	.549
Bill Belichick	**2.0**	**2000-01**	**16-16-0**	**.500**	**3-0**	**19-16-0**	**.543**
All-Time Totals	**42.0**	**1960-2001**	**291-328-9**	**.471**	**10-10**	**287-334-9**	**.463**

* Released after five games in 1961
** Released after seven games in 1970
*** Released after nine games in 1972
\# Ron Erhardt and Hank Bullough served as co-head coaches during Chuck Fairbanks' one-game suspension (12/18/78).
Released after five games in 1984.

Postseason Games

Coach	Games	Years	W-L-T	Pct.
Mike Holovak	2	1963	1-1-0	.500
Chuck Fairbanks	2	1976, 1978	0-2-0	.000
Ron Meyer	1	1982	0-1-0	.000
Raymond Berry	5	1985, 1986	3-2-0	.600
Bill Parcells	4	1994, 1996	2-2-0	.500
Pete Carroll	3	1997, 1998	1-2-0	.333
Bill Belichick	**3**	**2001**	**3-0-0**	**1.000**
Postseason Totals	**20**	**11 Years**	**10-10-0**	**.500**

Preseason Games

Coach	Games	Years	W-L-T	Pct.
Lou Saban	9	1960-61	7-2-0	.778
Mike Holovak	32	1962-68	5-27-0	.156
Clive Rush	9	1969-70	2-7-0	.222
John Mazur	12	1971-72	3-9-0	.250
Chuck Fairbanks	34	1973-78	20-13-1	.603
Ron Erhardt	12	1979-81	7-5-0	.583
Ron Meyer	12	1982-84	3-9-0	.250
Raymond Berry	21	1985-89	10-11-0	.476
Rod Rust	4	1990	0-4-0	.000
Dick MacPherson	8	1991-92	2-6-0	.250
Bill Parcells	16	1993-96	8-8-0	.500
Pete Carroll	13	1997-99	7-6-0	.538
Bill Belichick	**9**	**2000-01**	**6-3-0**	**.667**
Preseason Totals	**191**	**1960-2001**	**80-110-1**	**.421**

Opening Day Games

Coach	Games	Years	W-L-T	Pct.
Lou Saban	2	1960-61	0-2-0	.000
Mike Holovak	7	1962-68	3-4-0	.429
Clive Rush	2	1969-70	1-1-0	.500
John Mazur	2	1971-72	1-1-0	.500
Chuck Fairbanks	6	1973-78	2-4-1	.357
Ron Erhardt	3	1979-81	1-2-0	.333
Ron Meyer	3	1982-84	2-1-0	.667
Raymond Berry	5	1985-89	5-0-0	1.000
Rod Rust	1	1990	0-1-0	.000
Dick MacPherson	2	1991-92	1-1-0	.500
Bill Parcells	4	1993-96	1-3-0	.250
Pete Carroll	3	1997-99	2-1-0	.667
Bill Belichick	**2**	**2000-01**	**0-2-0**	**.000**
Opening Day Totals	**42**	**1960-2001**	**19-23-0**	**.452**

All-Time Coaches Roster

NAME	POSITION	TOTAL YEARS	YEARS OF SERVICE
Atkins, David	Offensive Backs	1	1993
Beatty, Bruce	Offensive Line	4	1969-72
Belichick, Bill	**Asst Head Coach/Secondary**	**1**	**1996**
	Head Coach	**3**	**2000-02**
Bengtson, Phil	Head Coach (Interim)	1/16	1972
Berry, Raymond	Receivers	4	1978-81
	Head Coach	5.5	1984-89
Blackmon, Don	Staff Assistant	1	1988
	Linebackers	2	1989-90
Brittenham, Dean	Strength/Conditioning	3	1985-87
Brasher, Tommy	Linebackers	3	1982-84
Bruney, Fred	Defensive Backfield	2	1962-63
Bryant, Cleve	Offensive Backfield	3	1982-84
Boudreau, Paul	Offensive Line	1	1997-98
Bullough, Hank	Defensive Line	7	1973-79
Campbell, Marion	Defensive Line	2	1962-63
Cappelletti, Gino	Special Teams	3	1979-81
Carroll, Pete	Head Coach	3	1997-99
Carthon, Maurice	Offensive Assistant	2	1994-95
	Running Backs	1	1996
Carr, Jim	Defensive Backfield	5	1985-89
Caruthers, LeBaron	Strength/Conditioning	3	1982-84
Collier, Joe	Defensive Backfield	2	1960-61
	Defensive Coordinator	2	1991-92
Collier Joel	Asst. Running Backs/WR	2	1991-92
Coury, Dick	Offensive Coordinator	2	1991-92
Crennel, Romeo	**Defensive Line**	**4**	**1993-96**
	Defensive Coordinator	**2**	**2001-02**
Crosby, Steve	Special Teams/Tight Ends	1	1990
Daboll, Brian	**Staff Assistant**	**2**	**2000-01**
	Wide Receivers	**1**	**2002**
Davidson, Jeff	**Tight Ends**	**1**	**1997**
	Offensive Line Assistant	**5**	**1998-02**
Dotsch, Rollie	Outside Linebackers	2	1975-76
Elias, Bill	Defensive Backfield	2	1969-70
Endicott, Steve	Receivers	2.5	1982-84
Erber, Lew	Offensive Coordinator/QBs	3	1982-84
Erhardt, Ron	Offensive Backfield	6	1973-78
	Head Coach	3	1979-81
Evans, Dick	Defensive Line	2	1971-72
Fairbanks, Chuck	Head Coach	6	1973-78
Fears, Ivan	**Wide Receivers**	**5**	**1991-92, 99-01**
	Running Backs	**1**	**2002**
Fletcher, Tom	Defensive Backfield	2	1971-72
Gerber, Norm	Inside Linebackers	2	1991-92
Gibson, Claude	Defensive Backfield	1	1968
Grier, Bobby	Offensive Backfield	9	1981, 85-92
Groh, Al	Defensive Coordinator/LBs	4	1993-96
Hamilton, Ray	Asst. Defensive Line	5	1985-89
	Defensive Line	3	1997-99
Hoaglin, Fred	Offensive Line	4	1993-96
Holovak, Mike	Offensive Backfield	1.5	1960-61
	Head Coach	7.5	1961-68
Humenuik, Rod	Asst. Head Coach/O-Line	5	1985-88
	Offensive Line	3	1990-92
Jackson, Harold	Receivers	5	1985-89
Johnson, Pepper	**Assistant Linebackers**	**1**	**2000**
	Inside Linebackers	**2**	**2001-02**
Jones, Stan	Defensive Line	2	1991-92
Kennan, Larry	Offensive Coordinator	1	1997
Khayat, Eddie	Defensive Line	5	1985-89
Kinard, Billy	Defensive Backfield	2	1979-80
Lantz, Rick	Linebackers	1	1981
Lindsey, Dale	Defensive Line	1	1990
Loudd, Rommie	Linebackers	1	1966
Lynn, Ron	Defensive Backs	3	1997-99
MacPherson, Dick	Head Coach	2	1991-92
Mangini, Eric	**Defensive Backs**	**3**	**2000-02**
McLaughlin, Leon	Offensive Line	1	1977
Mazur, John	Offensive Backfield	1.5	1969-70
	Head Coach	2.5	1970-72
Melvin, Randy	Defensive Line	2	2000-01
Meyer, John	Linebackers	4	1969-72
Meyer, Ron	Head Coach	2.5	1982-84
Miller, Burnie	Special Teams	1	1972
Miller, Red	Offensive Line	6	1960-61,73-76
Moore, Myrel	Outside Linebackers	2	1991-92
Mora, Jim	Defensive Coordinator	1	1982
Morriss, Guy	Asst. Offensive Line	2	1988-89
Muir, Bill	Offensive Line	3	1982-84
Nelsen, Bill	Quarterbacks	2	1973-74
Nelson, Steve	Linebackers	1	1990
Palmer, Chris	Wide Receivers	4	1993-96
Parcells, Bill	Linebackers	1	1980
	Head Coach	4	1993-96
Parker, Johnny	Strength/Conditioning	7	1993-99
Parilli, Babe	Quarterbacks	1	1981
Patterson, Andre	Defensive Assistant	1	1997
Paul, Markus	**Asst. Strength & Conditioning**	**3**	**2000-02**
Pelini, Bo	Linebackers	3	1997-99
Perkins, Ray	Receivers	4	1974-77
	Offensive Coordinator	4	1993-96
Polonchek, John	QBs/Special Asst. to Coach	12	'75-80, 85-90
Pope, Mike	Running Backs	1	1994
	Tight Ends	2	1995-96
Raye, Jimmy	Offensive Coordinator/QBs	1	1990
Rehbein, Dick	Quarterbacks	2	2000-01
Reilly, Jack	Quarterbacks	2	1998-99
Richardson, Jesse	Defensive Line	5	1965-69
Ringo, Jim	Offensive Line	4	1978-81
Roach, Dick	Defensive Backs	1	1981
Rowan, Keith	Special Teams	1	1989
Rush, Clive	Head Coach	1.5	1969-70
Rust, Rod	Defensive Coordinator	5	1983-87
	Head Coach	1	1990
Rutigliano, Sam	Off. Backs/Receivers	3	1971-73
Ryan, Rob	**Linebackers**	**1**	**2000**
	Outside Linebackers	**2**	**2001-02**
Saban, Lou	Head Coach	1.5	1960-61
Scamecchia, Dante	**Special Teams/TE's**	**10**	**1982-88**
			1990-92
	Special Assistant	**2**	**1993-94**
	Defensive Asst./LB's	**2**	**1995-96**
	SpecialTeams	**2**	**1997-98**
	Offensive Line	**1**	**1999**
	Asst. Head Coach/Off. Line	**3**	**2000-02**
Seely, Brad	**Special Teams**	**4**	**1999-02**
Shinnick, Don	Linebackers	5	1985-89
Shurmur, Fritz	Defensive Line	4	1978-81
Sidwell, Steve	Linebackers	3	1982-84
	Defensive Coordinator	3	1997-99
Simmons, Jerry	Strength/Conditioning	3	1988-90
Smith, Carl	Asst. Head Coach/QBs	1	1997
	Tight Ends	2	1998-99
Smith, Jerry	Defensive Line	2	1960-61
Spinney, Art	Offensive Line	7	1962-68
Steckel, Les	Quarterbacks/Receivers	4	1985-88
Stoltz, Jerry	Receivers	4	1969-72
Sumner, Charlie	Linebackers/Secondary	6	1973-78
	Defensive Coordinator/DBs	1	1990
Sweatman, Mike	Special Teams	4	1993-96
Taseff, Carl	Defensive Backs	1	1964
Trott, Bob	Defensive Backs	3	1993-95
Uyrus, Dave	Asst. Special Teams/DL	2	1991-92
Valek, Jim	Special Teams	3	1973-75
Walker, DeWayne	Defensive Assistant/DBs	3	1998-00
Walker, Dick	Defensive Backs	1	1977
Walters, Steve	Defensive Backs	3	1982-84
	Wide Receivers	2	1997-98
Weaver, Larry	Defensive Backfield	4	1973-76
Weber, Chuck	Defensive Line/Backfield	4	1964-67
Weis, Charlie	**Tight Ends**	**2**	**1993-94**
	Running Backs	**1**	**1995**
	Wide Receivers	**1**	**1996**
	Offensive Coordinator/RBs	**1**	**2000-01**
	Offensive Coordinator/QBs	**1**	**2001-02**
West, Charlie	Defensive Backs	2	1991-92
Wilson, Kirby	Running Backs	3	1997-99
Woicik, Mike	**Strength and Conditioning**	**3**	**2000-02**
Wood, Richard	Receivers	2	1989-90
Yewcic, Tom	Offensive Backs/Sp Teams	3	1976-78
Zampese, Ernie	Offensive Coordinator	2	1998-99

The coaches listed above are the all-time, full-time position coaches only.

Jason Licht is enjoying his eighth season in player personnel, including his fourth with the Patriots and celebrated his first Super Bowl championship with the team last year. He originally joined the Patriots personnel department on June 1, 1999 as a college scout. In just three years, his ascent has included a season as the team's national scout prior to his promotion to assistant director of player personnel.

He began his scouting career with the Miami Dolphins as an assistant in the college and pro personnel scouting departments in 1995. The following year, he assisted with quality control and was responsible for advance scouting as an offensive assistant. In 1997, he scouted for National, a college football scouting service. Prior to joining the Patriots, he spent one season in the scouting department for the Carolina Panthers.

Licht was a two-time all-conference defensive tackle at Nebraska-Wesleyan (1993-94). He was originally recruited to the University of Nebraska as a linebacker in 1989. He played as a freshman, but red-shirted in 1990. He was asked to play offensive line, which he did in 1991, before transferring to Nebraska-Wesleyan to finish his college career. Jason was born Feb. 13, 1971. He resides in Cumberland, R.I.



Larry Cook is enjoying his 40th year in football, including his 22nd as a member of the Patriots personnel department. He was named the director of college scouting on May 1, 1997. His responsibilities include overseeing a staff of personnel scouts who are responsible for scouting all the nation's eligible college prospects. He is one of seven current Patriots employees to have celebrated all three Super Bowl appearances in franchise history and was an important contributor to each of those teams' drafts.

Cook originally joined the Patriots scouting department as a personnel scout on Dick Steinberg's staff on Feb. 1, 1985, after a 22-year coaching career. He began his coaching career in 1963 at Fountain Valley High School in California. In 1975, he joined the collegiate ranks when he accepted an assistant coaching position at Cal State Fullerton. After three seasons at Fullerton, he accepted his first professional assignment as an assistant with the Los Angeles Rams scouting department. He spent six seasons (1979-84) with the Rams before joining the Patriots scouting department in 1985.

Cook was born Feb. 12, 1939 in Irvine, Calif. He and his wife, Nadine, have a daughter, Jacquelyn, and two sons, Michael and Steven.

Lionel Vital is now in his 13th season as a personnel evaluator, including his third with the Patriots. He joined the Patriots personnel department on May 18, 2000 when he was named the team's national college scout. A year later, he was promoted to assistant director of college scouting. In that position, he assists Larry Cook in overseeing all college scouting and will share in the responsibilities for the evaluations of the nation's top college prospects. His contributions since joining the Patriots have been important to rebuilding them into a championship-caliber team.

In joining the Patriots, Vital was reunited with head coach Bill Belichick and director of player personnel Scott Pioli, a working relationship that began in Cleveland in 1992. Prior to joining the Patriots, Vital spent three seasons with the New York Jets as a talent scout in the college scouting department. In New York, his responsibilities included the highly coveted Southeast region.

Belichick first hired Vital as a talent scout for the Cleveland Browns in 1991, after two seasons as the director of player personnel for the Montreal Machine of the World League of American Football (1990-91). Vital remained with the team through the 1995 season and accompanied the franchise's move to Baltimore in 1996. In 1997, he rejoined Belichick with the Jets in New York.

Vital exhausted his professional playing career options in football and baseball before pursuing a career in scouting. After establishing a school rushing record at Nichols State, Vital was drafted by the Washington Redskins in the seventh round of the 1985 NFL draft. He missed his rookie season due to an injury and was waived in 1986. In 1987, he resigned with Washington and appeared in three games, rushing for 346 yards and two touchdowns on just 80 carries (4.3 avg.). Following the season, he signed a contract with the Chicago White Sox as an outfielder, but soon returned to the NFL to pursue his football career. He enjoyed short stints at Buffalo and Detroit before completing his playing career with the Saskatchewan Rough Riders of the CFL from 1989-90.

Lionel Vital was born July 15, 1963 in New Iberia, La. He attended Loreauville (La.) High and earned all-district honors in football and all-state honors in baseball. He attended Nichols State, where he majored in criminal justice.



Thomas Dimitroff Jr., who is now in his 13th season in player personnel, joined the Patriots in 2002 as the team's national scout. He is responsible for collecting reports on all of the nation's top college prospects as well as tracking the development and availability of recently drafted players.

He joins the Patriots after serving the past nine seasons as an area scout, including the last four as a member of the Cleveland Browns scouting department. Prior to that, he worked as an area scout for the Detroit Lions from 1994-97 and for the Kansas City Chiefs in 1993. Before joining the NFL ranks, Dimitroff spent three years scouting two other pro football leagues, beginning with the Canadian Football League in 1990-91, followed by a season in the World League in 1992. His season in the World

League was spent scouting all NFL, CFL and World League rosters and tracking player transactions. His two seasons in the CFL prior to that were served as the Canadian scouting coordinator for the Saskatchewan Roughriders.

Thomas Dimitroff Jr. was born in Barberton, Ohio. He played football throughout college and captained his University of Guelph (Canada) football team from 1987-89. His father, Tom, was a long-time personnel scout for the Cleveland Browns.

Francis "Bucko" Kilroy is celebrating his 60th season in the NFL and has been a member of each of the Patriots' three Super Bowl teams. During his career, he has held nearly every position imaginable. He has been a player, coach, personnel director, general manager, vice president and now serves as a consultant in the Patriots scouting department.

Kilroy was originally hired by the Patriots in 1971 as their player personnel director and was responsible for selecting the team's first two Pro Football Hall of Fame inductees, guard John Hannah (1973) and cornerback Mike Haynes (1976). He is credited with building some of the best teams in franchise history with the drafting of such players as Julius Adams, Hannah, Sam Cunningham, Steve Nelson, Russ Francis and Steve Grogan during his first five years as personnel director (1971-75). During the next three years, the Patriots compiled a 31-13 record (.705), including two playoff appearances.

Following the team's success, Kilroy was promoted to general manager in 1979 and was responsible for directing the Patriots day-to-day business operations, as well as handling all contract negotiations. On Feb. 16, 1983, he was promoted to vice president, a position he held until he retired following the 1993 season. Since then, he has offered his assistance as a scouting consultant to the personnel department.

Kilroy is revered in scouting circles, having started many of the scouting services that are now used by the entire league. He was one of the originators of the National Scouting Combine, now in its 21st year. He also has developed and trained numerous personnel people who later became NFL scouting directors.

He began his playing career with the war-time "Steagles" in 1943 (the union of the Steelers and the Eagles during World War II). He played 13 seasons with the Philadelphia Eagles, serving as a two-way guard and tackle. He played in 134 games during his playing career and showed his versatility by being selected as an All-Pro as both an offensive guard (1947-49) and a defensive middle guard (1952-54). He was also named to the NFL's all-decade team for the 1940's and is listed as one of the league's 300 greatest players. In 1948 and 1949, his Eagles team became the only team to ever post back-to-back shutouts in championship games.

Following his playing career with the Eagles, he moved from the field to the sidelines as a coach and scout for the Eagles (1956-61). He was named director of player personnel for the Washington Redskins in 1962 and then moved to the Dallas Cowboys in 1966. While with the Cowboys (1966-70) he worked with Gil Brandt and Tom Landry. Together they helped the Cowboys win five divisional championships.

Kilroy was born May 30, 1921 in Philadelphia and resides in Foxborough, Mass.



Marvin Allen is enjoying his 10th season with the New England Patriots, including his sixth season in the player personnel department. He returned to the Patriots organization on June 19, 1997 when he was hired as a regional college scout. Allen was originally drafted by the Patriots in the 11th round (294th overall) of the 1988 NFL draft after averaging 5.1 yards per carry (73 rushes) as a senior at Tulane. In four seasons with the Patriots (1988-91), he rushed for 378 yards and two touchdowns on 94 carries (4.0 avg.). He also returned 43 kicks for 844 yards (19.6 avg). Allen was born Nov. 23, 1965 in Wichita Falls, Texas.

Jake Hallum joined the Patriots scouting department as a college scout on May 31, 2000. For more than three decades, Hallum has been evaluating college talent. Prior to joining the Patriots, he provided five seasons of expertise as a college scout for the Philadelphia Eagles. His experience at the college level began as the head coach at Morehead State in 1968. After four seasons (1968-71), Hallum moved on to the University of Maryland, where he coached the offensive line from 1972 to 1981. In 1982, he began an eight-year assignment as an assistant at Kentucky. In 1990, he accepted the position as offensive line and tight ends coach at Arizona State. Following the 1991 season, he left the coaching ranks, completing a 24-year coaching career. In 1992, he began his scouting career as a regional scout for National Football Scouting, a position he held for three seasons prior to joining the Eagles. During his three-year tenure, he scouted Texas, Oklahoma, Louisiana and Mississippi. Hallum was born Nov. 2, 1938 in Liberty, S.C. He played linebacker and guard at Newberry College (1957-60) and later earned his master's degree from Murray State in 1965. He coached high school football at his alma mater, Pickens (S.C.) High (1960-62), before making stops at Hopkinsville (Ky.) High (1962-66) and Paul Blazer High in Ashland, Ky. (1966-67). Jack and his wife, Mable, have two sons, Todd and Bart.

Jim Nagy joined the Patriots in 2002 as a college scout. He joins the Patriots scouting department after a season as a regional scout for the Washington Redskins. Prior to that, Nagy spent three years (1998-2001) as the director of NFL scouting for War Room Scouting, Inc. He also worked with SFX Sports Group as a recruiting coordinator and draft consultant from 1997-2000. He launched his NFL career as an intern with the Green Bay Packers during their Super Bowl Championship season in 1996. In addition to personnel evaluations, he has also served as an on-set consultant for "NFL Today" from 1998-2000 and wrote a weekly NFL column for *The Sporting News* from 2000-01. Jim holds a business degree from Michigan.

Jonathan Robinson joined the Patriots in 2002 after four seasons of coaching at the collegiate level, including his last three seasons at Nichols State. In 2001, he instructed the team's linebackers and held regional recruiting responsibilities for the Colonels. The Union City, Tenn. native attended high school at Union City and lettered as an offensive and defensive lineman. He attended Southeast Missouri State, and played three seasons as a defensive lineman. Following his playing career, he received his first coaching assignment with his alma mater in 1998, prior to joining the Nichols State staff in 1999. Jon and his wife, Jaimie, were married in 2002.

Jay Muraco is enjoying his seventh season in the NFL, including his third season with the New England Patriots. He joined the Patriots personnel department in 2000 as the college scouting coordinator after four seasons in the scouting department of the Philadelphia Eagles. While attending Kent State, he interned with the San Diego Chargers personnel department during their 1992 training camp and then volunteered to work for the Cleveland Browns personnel department while finishing school from 1992-95.

Andre Tippett is enjoying his 21st season as a member of the New England Patriots, including his ninth in the Patriots' front office. He is one of just seven current staff members who celebrated each of the team's three Super Bowl appearances and enjoyed his first Super Bowl title last year. He was named the assistant director of pro scouting on March 5, 1998. In his current role, he assists Scott Pioli in scouting all pro personnel. In addition, he handles the team's advance scouting responsibilities for upcoming opponents.

Tippett moved into the Patriots front office after a stellar 12-year playing career as an outside linebacker, retiring after the 1993 season as arguably the most dominant defender in Patriots history. In 1999, he was inducted into the team's Hall of Fame.

He was originally drafted by the Patriots in the second round of the 1982 NFL draft. In 1984, he set a franchise record with 18.5 sacks to earn his first of five consecutive trips to the Pro Bowl. A ruptured muscle in his right shoulder in the 1989 preseason finale sidelined him for the year and snapped his streak of Pro Bowl appearances. Pro Football Hall of Famer Mike Haynes is the only other Patriots defender to appear in five consecutive Pro Bowls.

In 1985, Tippett led the conference with 16.5 sacks and helped power the Patriots to their first AFC Championship and Super Bowl appearance. He was a consensus first-team All-Pro selection and earned Defensive Player of the Year honors from UPI and the *New York Daily News*. He was also voted the Tums Neutralizer of the Year (selected by NFL Films for the hardest hits of the season). In 1987, he led the conference in sacks again, with 12.5, and the honors continued to roll in. He was voted the Linebacker of the Year by the NFL Alumni Association and the NFL Players Association and was again voted first-team All-Pro by numerous news outlets, including AP and PFWA. In the 1993 season finale, he recorded 1.5 sacks against the Miami Dolphins giving him 100 for his career. At the time, he was just the seventh player in NFL history to reach that plateau.

Tippett was born on Dec. 27, 1959 in Birmingham, Ala. He was a three-sport star in football, track and wrestling at Barringer High in Newark, N.J. He was recruited to the University of Iowa, where he earned All-American honors, capping his collegiate career as the Big Ten Champions, earning Iowa their first Rose Bowl appearance since 1959. He was named to Iowa's all-decade team for the '80s and is a member of Newark's Sports Hall of Fame. He has studied martial arts for the past three decades and is a fourth-degree black belt. He began teaching karate at his own school in 1991. His wife, Rhonda, owns a second-degree black belt. Andre has four children; three daughters, Janea, Asia and Madison, and one son, Coby.

Keith Kidd is enjoying his 16th season in football, including his 12th season in player personnel. He joined the Patriots in 2002 as the assistant director of pro personnel after three seasons as the Cleveland Browns' director of pro personnel. With the Browns, he was responsible for managing the pro personnel department and oversaw all the scouting of NFL players as well as the advance scouting of each upcoming opponent. He also played a role in the signing of free agents, including assistance in the negotiations of player contracts. Prior to joining the Browns, he spent eight seasons with the Arizona

Cardinals (1991-98), including the final five seasons in their pro personnel department.

He began a coaching career as the tight ends coach at Eastern Kentucky University in 1987-88. From 1989-90, he coached the defensive backs at Arizona State.

Kidd was born in Richmond, Ky. He holds a bachelor's degree in business administration and a master's degree in sports administration from Eastern Kentucky. His father, Roy, enters the 2002 season at Eastern Kentucky with a 307-119-8 head coaching record over the last 38 seasons. Last year, he became just the third coach in NCAA history to record 300 wins with the same school, joining Eddie Robinson and Joe Paterno. His 307 victories make him the third winningest coach among active Division I or I-AA coaches, trailing only Paterno (327) and Bobby Bowden (323). His brother, Marc, is an executive vice president for Host Communications. Keith and his wife, Laura, have one son, Kody.

Ernie Adams returned to the Patriots staff when he was appointed football research director by Bill Belichick on April 25, 2000. His responsibilities include researching special assignments for both the coaching staff and the personnel department. After coaching for four seasons at Northwestern (1972-75), Adams entered the NFL coaching ranks with the New England Patriots as the administrative assistant and assistant offensive coach on Chuck Fairbanks' staff in 1975. In addition to his on-field responsibilities, his duties included all aspects of football operations, including computer analysis, statistical evaluations and film coordination. After four seasons with the Patriots, he accepted a position with the New York Giants in 1979. In 1982, he was promoted to director of pro personnel, a position he held for four seasons. In 1991, he joined Belichick's staff in Cleveland as an offensive assistant, a position he held for five seasons. Adams attended Phillips Academy in Andover, Mass.

Berj Najarian was named Executive Administrator to the Head Coach on Feb. 4, 2000. He manages several elements of Head Coach Bill Belichick's off-field agenda, including various football operations, player and staff communication, scheduling, personal requests, and seasonal hirings. He also serves as Internal Liaison between Coach and various club departments and External Liaison to other organizations, including the NFL office. He joined the Patriots after five seasons as a member of the public relations department of the New York Jets. A 1991 Boston University graduate, Najarian returned to New York after college to intern with the New York Knicks. After his internship, he landed a job with a public relations firm in New York City. He is a native of Manhasset, N.Y. Berj is married (Regina).

Jack Mula is now in his fourth season with the Patriots as the Director of Legal and Business Affairs. In his current position, he serves as the primary negotiator on all draft choice player contracts, and works with Andy Wasynczuk and Scott Pioli on veteran and free agent signings and acts as in-house legal counsel for all departments in the organization. Mula also serves as the club's liaison with the NFL Management Council and negotiates business contract matters for the Patriots and CMGI Field.

For the past three seasons, he has also been involved with the development and construction of CMGI field and its associated infrastructure. Mula was part of the team that worked successfully with local residents, neighbors and businesses in planning for site access and game day operations.

Prior to joining the Kraft's organization, Mula was a successful player agent whose clients included many marquee players in the National Football League. He was the agent who brought Doug Flutie back to the NFL, where Flutie flourished, earning Pro Bowl honors in his first year with the Buffalo Bills. Mula also directed the resurgence in the careers of Raghib "Rocket" Ismail and his brother, Qadry "Missile" Ismail. Another Mula client was Priest Holmes, who became the NFL's leading rusher with the Kansas City Chiefs last year. Mula also negotiated the player contracts of two Pro Bowler who now hold front office positions in the NFL; Detroit Lions President Matt Millen and the New Orleans Saints Head Coach Jim Haslett.

Mula grew up in Waltham, Mass., where he played football with local sports celebrity Fred Smerlas, the former Buffalo Bills All-Pro and Patriots nose tackle. He also played football and graduated from the University of Massachusetts at Amherst in 1980, where he received his bachelor's degree in business administration and co-founded the university's chapter of the Fellowship of Christian Athletes. He later earned his Jurvis doctorate from the New England School of Law. Mula is a member of the Sports Lawyers Association and a former co-chair of the Boston Bar Association's Sports and Entertainment Law Committee. He is also a former city attorney in Waltham, where he still resides and remains active in the sports community. He and his wife, Pam, have three sons, Ryan, Christian and Evan.

Chris Caminiti was hired by the Patriots in 2002 as the director of operations. In his new role, he will be responsible for all logistical coordination of the team's football operations, including all team travel and training camp operations, as well as the various day-to-day player and football staff needs. He joins the Patriots after serving as the head football coach at Granite Hill High School in El Cajon, Calif. From 1992-2001, Caminiti fulfilled coaching assignments and handled travel logistics as a graduate assistant at UNLV (2000-01), as the head coach of the Hildeshiem Invaders of the German Football League (2000), as the offensive coordinator (1999) and defensive coordinator (1997-98) at Occidental College, as the linebackers coach at San Diego (1996) and as an assistant at Cheshire High School in Connecticut from 1992-96. Chris is a native of Enfield, Conn. and graduated from Southern Connecticut State with a master's degree in 1994.

Jim Whalen returns to the New England Patriots as Head Trainer in 2002 after spending the last two seasons as the director of rehabilitation for the Tampa Bay Buccaneers. Whalen launched his sports training career with the Patriots as an assistant trainer in 1992 and 1993. In 1994, he accepted a position as the assistant athletic trainer at the University of Miami, a position he held for three years. In 1997, he was named the director of sports medicine at Kansas State University, a position he held until returning to the NFL with the Bucs in 2000. Whalen graduated from Bridgewater State College in 1992 with a degree in physical education and earned his master's degree in medicine from Miami in 1996. Jim and his wife, Rene, have two children, Courtney and Ryan.



Joe Van Allen joined the New England Patriots training staff in the spring of 2001. Prior to joining the Patriots, he served as the team physical therapist at Virginia Polytechnic Institute and State University in Blacksburg, Va. He also held the title of director of physical therapy at University Physical Therapy, an outpatient therapy practice in Blacksburg. He received his bachelor's degree at Millikin University before earning a master's of science in physical therapy at the University of Miami. Joe and his wife, Jody, were wed in 2000.

Don Brocher was named the Patriots equipment manager for the team in February of 1994. He originally began working for the Patriots on a part-time basis in 1972 as a ball boy on George Luongo's staff. Now in his 31st season, Brocher is the longest tenured employee currently on staff for the Patriots and is one of seven current employees who have contributed to each of the franchise's three Super Bowl appearances. During his tenure, he has handled the equipment needs for 11 of the Patriots 14 head coaches. He was born Nov. 23, 1952 in Boston, Mass. He and his wife, Laurie, reside in Norton, Mass.

John Hillebrand joined the Patriots staff as the assistant equipment manager on May 23, 1994. Prior to joining the Patriots, he served three years (1991-94) as the assistant athletic equipment manager at Boston College. There, his responsibilities included handling the equipment needs for men's hockey, men's and women's soccer, field hockey, women's basketball, baseball, softball and men's and women's lacrosse, in addition to assisting in the needs of all of BC's 36 varsity sports. He graduated from Edinboro University in Pennsylvania in 1989 and accepted his first job in the Edinboro athletic department as the head equipment manager in 1990. He was born July 31, 1967. The Pennsylvania native is single and currently resides in Wellesley, Mass.

Jimmy Dee was appointed the video director of the Patriots on April 28, 1997. He oversees all video operations for the Patriots, which includes filming, dubbing and editing of all game and practice footage. He originally joined the Patriots on March 31, 1994 as the assistant video director. Prior to joining the Patriots, Dee was the production director for United Video Cable in Westport, Mass. He was born June 23, 1957 in New Bedford, Mass. Jimmy and his wife, Karen, reside in New Bedford and celebrated the birth of their first son in 2001.

Fernando Neto joined the Patriots video department as an intern on July 23, 1997. Following the 1997 season, he was offered a full-time position as a video assistant. Prior to joining the Patriots, he worked as a freelance videographer. He attended Franklin Pierce College in New Hampshire, where he earned his degree in communications. In addition to his work behind the lens, he has also spent countless hours producing and editing programs for New Bedford's cable access station in New Bedford, Mass. Fernando is an avid film fan and aspires to one day produce a film.

NEW ENGLAND PATRIOTS

PLAYER BIOS

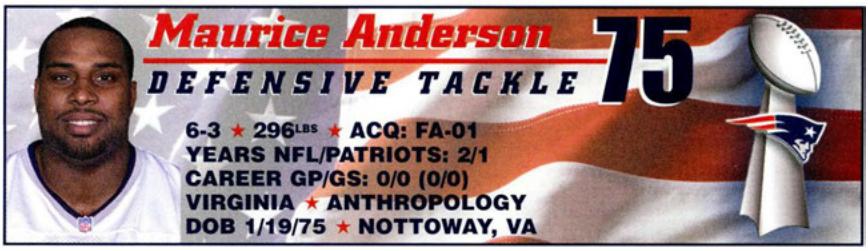

Career Transactions

Maurice Anderson was signed by the Patriots on February 7, 2002 … Originally signed by the Patriots as a rookie free agent on April 25, 2000 … Released by the Patriots following training camp (8/28/00) and was claimed off of waivers by the N.Y. Jets (8/29/00) … Released by the Jets (9/4/01) … Signed to the Patriots practice squad (10/16/01).

Career Highlights

★Career GP/GS: 0/0 (0/0)

Seasonal Reviews

2001 (0/0): Released by the Jets (9/4/01) ... Signed to the Patriots practice squad (10/16/01) … Member of the practice squad during the playoffs, including Super Bowl XXXVI.

2000 (0/0 – N.Y. Jets): Spent the entire season on the Jets active roster, but was inactive for all 16 games.

ANDERSON'S SPOTLIGHTS

★Maurice was originally signed as a rookie free agent by the Patriots following the 2000 NFL draft.

★Maurice won the Virginia Football State Championship in high school in 1992.

College

Anderson was a four-year letterman at Virginia from 1996-1999 … Finished his college career with 160 tackles (95 solo) including 12 tackles for a loss and five sacks … Also recorded an interception, four pass deflections, two forced fumbles and a fumble recovery.

Personal

Maurice Andrew Anderson was born the son of Maurice and Mattie Anderson on Jan. 19, 1975 in Nottoway County, Va. … Graduated from Nottoway (Va.) High School, where he played defensive end and was named all-state and all-region in his junior and senior years … Also lettered in basketball … Participated in Boy Scouts of America and was a youth recreation center volunteer … Graduated from Virginia with a degree in anthropology.

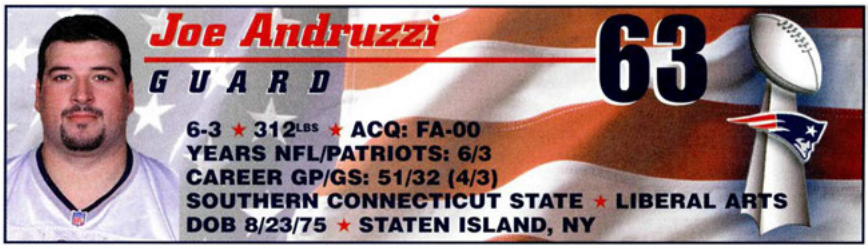

Career Transactions

Joe Andruzzi was signed by the New England Patriots as a free agent on Sept. 9, 2000 … Placed on injured reserve (12/7/00) ... Originally signed by the Green Bay Packers as a rookie free agent (4/25/97) ... Allocated to the Scottish Claymores of the NFL Europe League (1998) ... Placed on injured reserve (11/23/99) ... Released by the Packers (8/27/00).

Career Highlights

★Career GP/GS: 51/32 (4/3)

★Andruzzi was one of three Patriots offensive lineman to start all 19 games (Mike Compton and Greg Robinson-Randall) during the 2001 season.

★Andruzzi opened holes for the Patriots running game, which improved to the 12th ranked rushing attack in the NFL (112.2 yards per games) from the 26th (86.9) in 2000.

★Started all 11 games he played in for the Patriots

after being signed as a free agent on Sept. 9, 2000.

★Earned a spot on the All-NFL Europe team after starting in all 10 games for the Scottish Claymores during the 1998 season.

Seasonal Reviews

2001 (16/16, 3/3): Started all 16 regular season games at right guard for the first time in his career … One of three Patriots offensive lineman to start all 19 games (Mike Compton and Greg Robinson-Randall) … Helped pave the way for running back Antowain Smith's four 100-yard games during the 2001 season. It was the highest single-season total since Robert Edwards recorded four in 1998. **Indianapolis (9/30):** Blocked for rushing attack that gained 177 yards on 39 carries (4.5 avg.) and scored three touchdowns in 44-13 victory over the Colts. **San Diego (10/14):** Started and played the entire game at right guard despite being listed as 'out' on injury report with an injured leg … Helped power the offense to a season-high 30 first downs and 374 yards of total offense in 29-26 overtime victory. **Indianapolis (10/21):** Part of offensive line that led the way for 123 yards rushing and did not allow a sack. **Atlanta (11/4):** Cleared the way for 135 yards rushing on 34 carries (4.0 avg.), including the team's first 100-yard rusher of the year (Smith-117 yds). **Buffalo (11/11):** Part of offensive line that led the way for 134 yards rushing on 31 carries (4.3 avg.), including Smith's second consecutive 100-yard rushing performance (100 yds) … It was the first time a Patriots running back recorded consecutive 100-yard games since Robert Edwards in 1998 (12/13/98 – 12/20/98). **New Orleans (11/25):** Helped lead the offense to a season-high 432 yards of total offense, including 191 yards rushing on 38 carries (5.0 avg.) and its third 100-yard rusher in four games (Smith-111 yds). **Buffalo (12/16):** Part of offensive line that led the way for 129 yards rushing and 4.8 yards per carry in 12-9 overtime victory. **Miami (12/22):** Powered the offense to a season-high 196 yards rushing on 44 carries (4.5 avg.) and its fourth 100-yard rusher of the season (Smith-156 yds). **Oakland (1/19):** Earned his first career postseason start as the Patriots accumulated 365 total yards of offense in their 16-13 overtime victory … The offensive line yielded only two sacks on 52 pass attempts against the Raiders. **St. Louis (2/3):** Started at guard and was part of an offensive line that led the way for a game-high 133 yards rushing on 25 attempts (5.3 avg.) in the Patriots 20-17 victory in Super Bowl XXXVI.

2000 (11/11): Signed on Sept. 9 and inserted into starting lineup eight days later vs. Minnesota (9/17) … Placed on injured reserve (12/7/00). **Minnesota (9/17):** Started first game as a Patriot at left guard. Miami (9/24): Recovered a Drew Bledsoe fumble and gained 2 yards on the recovery. **Denver (10/1):** Powered the Patriots to 314 total yards and their first win of the season 28-19. **Indianapolis (10/22):** Cleared the way for the Patriots second-highest rushing performance of the season (155 yards) ... Also achieved season-highs in first downs (24) and rushing first downs (11) … Offensive line did not surrender a sack against the Colts. **Cincinnati (11/19):** Offensive line surrendered only one sack in 16-13 victory. **Kansas City (12/4):** Left game in third quarter with right leg injury and was placed on injured reserve (12/7).

1999 (8/3 - Green Bay): Played in eight games, starting three at left guard ... Inactive for two other contests and spent the balance of the year on injured reserve ... Sidelined for a month after he sprained the medial collateral ligament in his right knee Aug. 5 … Returned to the field at Detroit (9/19) ... Rotated with Mike Wahle to play a significant number of snaps each week at left guard until starting at the position in Denver (10/17) because Wahle was forced to start at right tackle with Earl Dotson out due to a back injury ... Played much of the second half at left guard vs. Seattle (11/1) as Wahle moved to right tackle to replace Dotson, who had been ejected,..Started at left guard vs. Chicago (11/7) and at Dallas (11/14) ... Placed on injured reserve (11/23) and subsequently underwent corrective knee surgery (12/1).

1998 (15/1, 1/0 - Green Bay): Served as the backup to Marco Rivera at left guard ... Played in 15 games with one start while seeing the majority of his play-

ANDRUZZI'S SPOTLIGHTS

★Joe's brothers Billy, Jimmy, Marc and his father Bill, a retired New York City police officer, were selected as honorary captains for the Patriots game against the N.Y. Jets on Sept. 23, 2001. His three brothers are all New York firefighters who answered the call during the attack on the World Trade Center towers on Sept. 11, 2001.

★The Andruzzi brothers traveled to Scotland and joined more than 3,000 Scottish firefighters, police officers and emergency service workers in a 'Tribute to the Heroes' ceremony prior to the Scottish Claymores season opener against the Barcelona Dragons on April 4, 2002.

★Joe starred at Division II Southern Connecticut State in New Haven, Conn. He was named a first-team Division II All-American twice during his college career.

ing time on special teams ... Participated on offense for the first time when he stepped in at left guard late in the Packers 37-3 victory over the N.Y. Giants (11/15) ... Inserted at left guard in the second half vs. Philadelphia (11/29), replacing Rivera, helped the Packers gain a season-best 178 rushing yards ... Made his first NFL start at left guard, at Tampa Bay (Dec. 7) in place of the injured Rivera (knee) ... Inactive for regular-season finale at Chicago (12/27) ... Played on special teams in NFC Wild Card playoff game at San Francisco (1/3).



1998 NFL Europe
(10/10 - Scottish Claymores): Started all 10 games for the Claymores, earning a spot on the All-NFL Europe team in the process ... Helped Claymores finish with the third-best team rushing total in the league (averaging 100.0 yards per game) ... The Claymores notched three 100-yard rushing performances during the season

1997 (0/0 - Green Bay): Battled his way onto team's opening day roster by way of an impressive early performance in the preseason when he was described by General Manager Ron Wolf as "one of the surprises of training camp" ... Inactive for all 16 regular-season games and the Packers' three playoff contests, including Super Bowl XXXII ... Missed the last month of the preseason after spraining the medial collateral ligament in his left knee in game against the New England (July 31) ... Returned to the practice field the second week of the regular season ... Signed with the Packers as an undrafted free agent on April 25, 1997.

College

Andruzzi was a four-year starter (1993-96) at Southern Connecticut State in New Haven, Conn. ... Selected NCAA Division II first-team All-American by the National Football Coaches Association in 1995 and 1996 ... Played center, tackle and guard during his collegiate career ... First-team all-conference selection and team captain as a senior, when he helped the Owls set season records for total yards (4,783), touchdowns (52), passing yards (2,153) and completions (142).

Personal

Joseph Dominick Andruzzi was born in Staten Island, N.Y. on Aug. 23, 1975 ... All-city selection in football at Tottenville High School in Staten Island, N.Y. where he was an offensive and defensive tackle ... Along with then-teammate Jim Kitts, took part in the 1999 Pro Football Team Arm Wrestling Championships at Las Vegas, the duo placed fifth out of 16 teams ... Majored in liberal arts ... Joe and his wife, Jennifer, have three children, Hunter, Breanna and Thomas.

REALIGNMENT FOR THE 2002 SEASON

The "new-look" NFL -- now with East, North, South and West divisions in both the American and National conferences -- has been realigned for the first time since 1970 with the debut of its 32nd team, the expansion Houston Texans. The Patriots will stay in the AFC East with the Bills, Dolphins, and Jets while the Colts will move to the AFC South. The entire league will look as follows:

AFC				NFC			
EAST	WEST	NORTH	SOUTH	EAST	WEST	NORTH	SOUTH
Buffalo	Denver	Baltimore	Houston	Dallas	Arizona	Chicago	Atlanta
Miami	Kansas City	Cincinnati	Indianapolis	NY Giants	St. Louis	Detroit	Carolina
New England	Oakland	Cleveland	Jacksonville	Philadelphia	San Francisco	Green Bay	New Orleans
NY Jets	San Diego	Pittsburgh	Tennessee	Washington	Seattle (from AFC)	Minnesota	Tampa Bay



PRO BOWLS 01

Career Transactions

Tom Brady was drafted by the New England Patriots in the sixth round (199th overall) of the 2000 NFL draft.

Career Highlights

★**Career GP/GS: 16/14 (3/3)**

★Brady completed 264 of 413 passes (63.9%) for 2,843 yards, 18 touchdowns and 12 interceptions while starting 14 of 15 games during the 2001 season.

★Brady (24 years, 184 days old) was voted MVP of Super Bowl XXXVI and was the third-youngest player to earn the honor (Marcus Allen, 23 years and 301 days at Super Bowl XVIII and Lynn Swann, 23 years, 316 days at Super Bowl X).

★Brady was voted to the 2001 Pro Bowl and became just the second Patriots quarterback to receive the honor (Drew Bledsoe, 1994, 1996 and 1997). He also became just the fifth quarterback to be voted to the Pro Bowl in his first year as a starter since 1970, joining Dan Marino (1983), Brett Favre (1992), Kurt Warner (1999) and Daunte Culpepper (2000).

★Brady passed for 572 yards, while completing 60 of 97 attempts (61.9%) for one touchdown and one interception during the 2001 postseason.

★Brady passed for 53 yards on the Patriots game-winning drive in Super Bowl XXXVI, completing five-of-eight passes. Two of his pass attempts were spiked to kill the game clock. With just 1:21 remaining, he moved the Patriots into field goal position without the benefit of timeouts.

★Brady completed 63.9% of his passes during the 2001 season and achieved the highest completion percentage in the 42-year history of the Patriots franchise. He surpassed Tony Eason's mark of 61.6 (448-276) from 1986.

★Brady completed over 70 percent of his passes in four consecutive games during the 2001 season and joined an exclusive club of quarterbacks who accomplished the feat; he joined Joe Montana (8 games, 1989), Troy Aikman (4, 1995), Steve Young (4, 1993) and Sammy Baugh (4, 1945).

★Brady completed the first 162 passes of his career without an interception. It was the longest streak to start a career in NFL history and ranks third for most attempts without an interception in Patriots franchise history.

★Brady was named AFC Offensive Player of the Week following his performance in the Patriots 29-26 overtime victory vs. San Diego (10/14/01). He set season-highs with 54 attempts, 33 completions and 364 yards against the Chargers.

★Brady was named Miller Lite Player of the Week and AFC Player of the Week following his performance in the Patriots 34-17 victory over the New Orleans Saints (11/25/01). He notched a season-high four touchdowns while completing 19 of 26 passes for 268 yards.

BRADY'S SPOTLIGHTS

★Tom has been active in the community since joining the Patriots and has taken part in programs supporting among others, the Susan G. Koman Breast Cancer Foundation, Juvenile Diabetes and the Make-A-Wish Foundation of Northern Illinois.

★Tom became the youngest quarterback to win a Super Bowl (24 years, 184 days old) following the Patriots 20-17 victory in Super Bowl XXXVI. (Previous youngest (tie): Joe Montana in Super Bowl XVI and Joe Namath in Super Bowl III, 25 years, 227 days).

★Tom was drafted in the 18th round of the 1995 Major League Baseball draft as a catcher by the Montreal Expos.

Seasonal Reviews

2001 (15/14, 3/3): Started 14 of 15 regular season games at quarterback and completed 264 of 413 passes for 2,843 yards … Also threw 18 touchdowns and 12 interceptions … His 63.9 percent completion rate set a new Patriots single-season best, eclipsing the mark set by Tony Eason (61.6, 1986) … Finished the season ranked third in the AFC and sixth in the NFL with a 86.5 passer rating … It was also the fifth highest rating in Patriots history … Recorded his first

NFL start in 44-13 victory vs. Indianapolis (9/30) … Set NFL record for most pass attempts to start a career without throwing an interception with 162. **N.Y. Jets (9/23):** Participated in the fourth quarter and completed five of 10 passes for 46 yards with a long completion of 21 yards to David Patten. **Indianapolis (9/30):** Made first NFL start at quarterback and completed 13 of 23 passes for 168 yards in 44-13 victory … Became the first Patriots quarterback to win his first NFL start since Scott Zolak won at Indianapolis (11/15/92). **San Diego (10/14):** Completed his first NFL touchdown pass on a 21-yard connection to Terry Glenn … Brady's 54 attempts rank seventh in franchise history and his 33 completions are tied for fifth in franchise history … Completed 13-of-19 passes for 130 yards during two fourth quarter comeback scoring drives and the game winning overtime scoring drive … Named Patriots Miller Lite Player of the Game. **Indianapolis (10/21):** Connected with Patten on a 91-yard touchdown pass, the longest play from scrimmage in franchise history … Also found Jermaine Wiggins in the end zone for a two-yard touchdown … Completed all seven of his pass attempts in the first half for 134 yards and two touchdowns … Hit Patten in the end zone for a second time on a six-yard pass for his third touchdown pass of the game. **Denver (10/28):** Extended his consecutive pass attempts without an interception streak to 162, prior to throwing his first career interception to Broncos cornerback Denard Walker in the fourth quarter on his 29th pass attempt of the game … The streak is the longest to start a career in NFL history and ranks third for most attempts without an interception in Patriots franchise history … Connected with Patten for a 30-yard touchdown and found Troy Brown for a five-yard score. **Atlanta (11/4):** Recorded his fourth consecutive game with two or more touchdown passes with three scoring strikes … Found Kevin Faulk with a four-yard touchdown pass and connected with Marc Edwards on a 15-yard touchdown pass … Completed his third touchdown pass of the game with a 44-yard score to Brown. **Buffalo (11/11):** Threw a touchdown pass in his fifth consecutive game with a six-yard pass to Faulk. **St. Louis (11/18):** Connected with Patten on 10-yard touchdown pass, the sixth consecutive game he had completed a touchdown pass … Ran for a first down with a seven-yard rush on third-and-seven. **New Orleans (11/25):** Named Miller Lite NFL Player of the Week and AFC Offensive Player of the Week … Threw a career-high four touchdown passes … Earned a quarterback rating of 143.9, his third rating over 100 during the season … Hit Antowain Smith for a 41-yard screen pass for a touchdown on the sixth play of the game … Extended his streak of games with a touchdown pass to seven … Connected with Brown for an eight-yard score and found Charles Johnson for a 24-yard touchdown … Hooked up with Edwards on a two-yard score for his fourth touchdown pass of the day. **N.Y. Jets (12/2):** Ran for a first down on third-and-two with just 1:46 remaining in the game, allowing the Patriots to run out the clock for a 17-16 win … Completed at least 70 percent of his passes (20-28, 71.4) for the fourth consecutive game and became just the fifth quarterback in NFL history to accomplish the feat. **Cleveland (12/9):** Completed all five passes he attempted for 57 yards on an, 11-play, 66-yard drive that culminated in an Antowain Smith one-yard touchdown run … Completed five-of-six passes for 56 yards on drive that ended in an Adam Vinatieri 38-yard field goal. **Buffalo (12/16):** Had a career-long 12-yard rush on third-and-nine … Completed a game-long 40-yard pass to Patten on a drive that culminated in a Vinatieri 32-yard field goal. **Miami (12/22):** Improved to 10-3 as a starter, the best start to a career through 13 games in franchise history, following 20-13 victory over the Dolphins … Caught his first career pass on a 23-yard reception from Faulk on a drive that ended in a Smith two-yard touchdown run … Found Patrick Pass

COMPLETING THE PICTURE

Brady completed 63.9% (413-264) of his passes this season and achieved the highest completion percentage in the 42-year history of the franchise. The Patriots single-season record was held by Tony Eason in 1986 with a 61.6 mark (448-276). The top five completion percentages in Patriots franchise history are listed below.

Quarterback	Year	Comp%
Tom Brady	**2001**	**63.9**
Tony Eason	1986	61.6
Hugh Millen	1992	61.1
Steve Grogan	1986	60.8
Drew Bledsoe	1997	60.2

for a 23-yard touchdown pass. **Carolina (1/6):** Connected with Wiggins on a five-yard touchdown … Led Patriots to 38-6 win and their sixth AFC East crown in franchise history. **Oakland (1/19):** Made his first postseason start and set Patriots single-game postseason highs with 52 attempts, 32 completions and 312 yards … Became first quarterback in franchise history to record a postseason rushing touchdown with a 6-yard scamper … Completed more than 60 percent of his passes (61.5) in game played in heavy snow … Completed a 13-yard pass to Patten and rushed twice for six yards to set up a game-tying, 45-yard Vinatieri field goal with 32 seconds remaining in regulation to force overtime … Completed all eight of his pass attempts for 45 yards in overtime as the Patriots marched 61 yards on 15 plays to set up a Vinatieri 23-yard game-winning field goal for the victory. **Pittsburgh (1/27):** Completed 12 of 18 passes for 115 yards before leaving the game late in the second quarter with an injury and did not return. **St. Louis (2/3):** Completed five of eight passes for 53 yards on a drive that began with 1:21 remaining in the fourth quarter with the game tied at 17 … Drive set up a Vinatieri game-winning 48-yard field goal as time expired … Completed an eight-yard touchdown pass to Patten in the second quarter … Named Super Bowl XXXVI MVP.

2000 (1/0): Listed among the Patriots inactives for 14 weeks during the season. **Cincinnati (11/19):** Active but did not play. **Detroit (11/23):** Entered game in the fourth quarter and completed one of three passes for six yards ... Completed his first NFL pass to J.R. Redmond for six yards.

College

Brady earned three letters at Michigan (1997-99) and recorded a 20-5 record as a two-year starter for the Wolverines ... Ranks third in Michigan history with 710 attempts and 442 completions, fourth with 5,351 yards and 62.3 completion percentage and fifth with 35 touchdown passes ... Completed 31 of 56 attempts for 375 yards against Ohio State to establish school game-records, breaking the old marks of 52 attempts for 372 yards by Scott Dreisbach vs. Virginia in 1995 and 29 completions by Todd Collins vs. Oklahoma State in 1992. 1999 (Senior): All-Big Ten Conference second-team selection ... Completed 214 of 341 passes (62.8%) for 2,586 yards, 20 touchdowns and only six interceptions ... His 2,586 yards rank third on the school's season-record list.1998 (Junior): All-Big Ten Conference honorable mention ... Academic All-Big Ten pick ... In his first year as the full-time starter, he completed 214 of 350 passes (61.1%) for 2,636 yards and 15 touchdowns ... Set a school record for most attempts (350) and completions (214) in a season ... Scored twice on 59 carries. 1997 (Sophomore): Appeared in four games, completing 12-of-15 passes (80.0%) for 103 yards ... Served as Brian Griese's backup during the Wolverines national championship season. 1996 (Redshirt): Played in two games, finishing with 26 yards on three-of-five throws (60.0%).

Personal

Thomas Brady was born on Aug. 3, 1977 in San Mateo, Calif. ... Blue Chip Illustrated and Prep Football Report All-American selection at Serra High in San Mateo, Calif. ... Added all-state and All-Far West honors as the team's Most Valuable Player ... Earned two letters in both football and baseball ... Completed 236 of 447 passes (52.8%) for 3,702 yards and 31 touchdowns during his high school career ... Drafted in the 18th round of the 1995 Major League Baseball draft as a catcher by the Montreal Expos ... Majored in

PRECISION PASSER

Patriots quarterback Tom Brady entered an exclusive club during the 2001 season, when he became only the fifth player in NFL history to complete over 70 percent of his passes in four consecutive games in the same season (minimum 10 passes).

Consecutive Games in a Season with +70% Comp. Pct.

Quarterback	Year	Games
Joe Montana	1989	8
Tom Brady	**2001**	**4**
Troy Aikman	1995	4
Steve Young	1993	4
Sammy Baugh	1945	4

Minimum 10 passes in each game.

TOM BRADY

Pos: QB **Ht:** 6-4 **Wt:** 220 lbs. **Year:** 3rd **Acq:** D6b-00 (199th) **College:** Michigan **Born:** 8/3/77

Regular Season — Passing Statistics

Year	Team	G/S	Att	Cmp	Yds	Yds/Att	Pct	TD	TD %	Int	Int %	Lg	Sacks	Rating
2000	Patriots	1/0	3	1	6	2.00	33.3	0	0	0	0	6	0/0	42.4
2001	Patriots	15/14	413	264	2843	6.88	63.9	18	4.4	12	2.9	91t	41/216	86.5
Totals-2-years		**16/14**	**416**	**265**	**2849**	**6.85**	**63.7**	**18**	**4.3**	**12**	**2.9**	**91t**	**41/216**	**86.1**

Postseason — Passing Statistics

2001	**Patriots**	**3/3**	**97**	**60**	**572**	**5.90**	**61.9**	**1**	**1.0**	**1**	**1.0**	**29**	**5/36**	**77.3**

Regular Season		Rushing					Fumbles				Postseason Rushing					Fumbles			
Year	Team	No	Yds	Avg	Lg	TD	Fum	Lost	Rec	Yds	No	Yds	Avg	Lg	TD	No	Lost	Rec	Yds
2000	Patriots	0	0	0.0	0	0	0	0	0	0	-	-	-	-	-	-	-	-	-
2001	Patriots	36	43	1.2	12	0	12	3	4	-3	8	22	2.8	6t	1	1	0	1	0
Totals-2-years		**36**	**43**	**1.2**	**12**	**0**	**12**	**3**	**4**	**-3**	**8**	**22**	**2.8**	**6t**	**1**	**1**	**0**	**1**	**0**

BRADY'S CAREER GAME-BY-GAME

			Passing										Rushing					
2000	**Opponent**		**Att**	**Cmp**	**Yds**	**Pct**	**TD**	**Lg**	**Int**	**S**	**Yds**	**Rating**	**Rush**	**Yds**	**Lg**	**TD**	**W/L**	**Score**
11/23	at Detroit	P	3	1	6	.333	0	6	0	0	0	42.4	0	0	0	0	L	9-34
2001	**Opponent**		**Att**	**Cmp**	**Yds**	**Pct**	**TD**	**Lg**	**Int**	**S**	**Yds**	**Rating**	**Rush**	**Yds**	**Lg**	**TD**	**W/L**	**Score**
09/09	at Cincinnati					DNP										L	17-23	
09/23	NY Jets	P	10	5	46	.500	0	21	0	0	0	62.9	1	9	9	0	L	3-10
09/30	Indianapolis	S	23	13	168	.565	0	38	0	1	9	79.6	1	2	2	0	W	44-13
10/07	at Miami	S	24	12	86	.500	0	15	0	4	17	58.7	2	9	9	0	L	10-30
10/14	San Diego	S	54	33	364	.611	2	26	0	3	19	93.4	1	0	0	0	Wot	29-26
10/21	at Indianapolis	S	20	16	202	.800	3	91t	0	0	0	148.3	2	-2	-1	0	W	38-17
10/28	at Denver	S	38	25	203	.658	2	30t	4	2	20	57.1	2	-1	0	0	L	20-31
11/04	at Atlanta	S	31	21	250	.677	3	44t	0	3	14	124.4	3	0	1	0	W	24-10
11/11	Buffalo	S	21	15	107	.714	1	26	1	7	36	78.9	4	-1	2	0	W	21-11
11/18	St. Louis	S	27	19	185	.704	1	27	2	2	6	70.8	2	6	7	0	L	24-17
11/25	New Orleans	S	26	19	258	.731	4	41t	0	4	17	143.9	4	14	11	0	W	34-17
12/02	at NY Jets	S	28	20	213	.714	0	46	0	3	22	93.3	3	0	2	0	W	17-16
12/09	Cleveland	S	28	19	218	.679	0	23	2	3	9	61.3	4	-3	0	0	W	27-16
12/16	at Buffalo	S	35	19	237	.543	0	40	1	5	31	63.6	3	13	12	0	W	ot 12-9
12/22	Miami	S	19	11	108	.579	1	23t	0	3	14	91.6	3	-5	-1	0	W	20-13
01/06	at Carolina	S	29	17	198	.586	1	31	2	1	2	62.1	1	2	2	0	W	38-6
2001 Totals		**14/14**	**413**	**264**	**2843**	**.639**	**18**	**91t**	**12**	**41**	**216**	**86.5**	**36**	**43**	**12**	**0**		**3-0**
01/19	Oakland	S	52	32	312	.615	0	29	1	2	15	70.4	5	16	6t	1	Wot	16-13
01/27	at Pittsburgh	S	18	12	115	.667	0	28	0	2	14	84.3	2	3	2	0	W	24-17
02/03	St. Louis	S	27	16	145	.593	1	23	0	1	7	86.2	1	3	3	0	W	20-17
2001 Postseason		**3/3**	**97**	**60**	**572**	**.619**	**1**	**29**	**1**	**5**	**36**	**77.3**	**8**	**22**	**6t**	**1**		**3-0**

RATINGS GAME

Patriots QB Tom Brady completed the 2001 season with the fifth highest passer rating in franchise history, 86.5. He also ranked third in the AFC and sixth in the NFL last season. Brady recorded three 100+ rating games in 2001, all victories.

Patriots Passer Rating History

Name, Year	Rating
Tony Eason, 1984	93.4
Babe Parilli, 1962	91.8
Tony Eason, 1986	89.2
Drew Bledsoe, 1997	87.7
Tom Brady, 2001	**86.5**
Drew Bledsoe, 1996	83.7

HONORS AND AWARDS

2001 Pro Bowl

Pete Rozelle Trophy – Super Bowl MVP

All Terry Team (Fox's Terry Bradshaw)

AFC Player of the Week
(Wk 5 & Wk 11)

Miller Lite NFL Player of the Week
(Wk 12)

Patriots Miller Lite Player of the Week
(Wk 5 & Wk 12)

Shaw's 12th-Player Award

A DRIVE FOR THE AGES

Tom Brady led the Patriots on a nine-play, 53-yard game-winning drive in the closing seconds of Super Bowl XXXVI. He completed five-of-eight passes on the drive, including two time saving spikes to stop the clock. With just 1:21 remaining, he moved the Patriots into field goal position without the benefit of timeouts.

The play-by-play of the game-winning drive is listed below:



Down & Distance	Time Remaining	Play
1-10-NE 17	1:21	T.Brady pass to J.Redmond to NE 22 for 5 yards.
2-5-NE 22	0:57	Brady pass to Redmond to NE 30 for 8 yards.
1-10-NE 30	0:41	Brady pass incomplete (spike to stop clock).
2-10-NE 30	0:41	Brady pass to Redmond pushed ob at NE 41 for 11 yards.
1-10-NE 41	0:33	Brady pass incomplete.
2-10-NE 41	0:29	Brady pass to T.Brown ran ob at SL 36 for 23 yards.
1-10-SL 36	0:21	Brady pass to J.Wiggins to SL 30 for 6 yards.
2-4-SL 30	0:07	Brady pass incomplete (spike to stop clock).
3-4-SL 30	0:07	A.Vinatieri 48-yard field goal is GOOD. Patriots 20, Rams 17

POSTSEASON POTPOURRI

- ★ Patriots quarterback Tom Brady (24 yrs, 184 days old) was the youngest quarterback to win a Super Bowl. (Previous youngest (tie): Joe Namath in Super Bowl III & Joe Montana in Super Bowl XVI, 25 years, 227 days).
- ★ Brady is the third-youngest player to win a Super Bowl MVP (Marcus Allen, 23 years, 301 days old at Super Bowl XVIII and Lynn Swann, 23 years, 316 days old at Super Bowl X).
- ★ Brady is the second quarterback to win the Super Bowl in the year of his first career start (Kurt Warner, Super Bowl XXXIV).
- ★ Brady (24 yrs, 184 days old) was the third-youngest quarterback to start a Super Bowl behind Dan Marino (23 yrs, 127 days) in 1985 and David Woodley (24 yrs, 97 days) in 1983.
- ★ Brady became the 19th quarterback to be named Super Bowl MVP, the most of any position. The closest other positions have been running back with seven and wide receiver and defensive lineman with three each.
- ★ Brady passed for 53 yards on the Patriots game-winning drive, completing five-of-eight passes. Two of his pass attempts were spiked to kill the game clock. He moved the Patriots into field goal position with 1:21 remaining without the benefit of timeouts.
- ★ Brady set single-game Patriots postseason passing records with 52 attempts, 32 completions and 312 yards against the Raiders in the AFC Divisional game. In the second half alone, Brady completed 26 of 39 passes for 238 yards.
- ★ Brady also became the first Patriots quarterback to rush for a touchdown in the postseason, when he ran in from six yards vs. Oakland.



PRO BOWLS 01

Career Transactions

Troy Brown was selected by the Patriots in the eighth round of the 1993 NFL draft (198th overall) ... Placed on injured reserve (quadriceps) on Dec. 31, 1993 ... Waived (8/28/94) ... Re-signed (10/19/94) ... Re-signed as a restricted free agent (2/2/96) ... Re-signed as an unrestricted free agent (3/10/97) ... Became an unrestricted free agent (2/11/00) ... Re-signed to a five-year contract (2/28/00).

Career Highlights

★**Career GP/GS: 124/35 (9/3)**

★Brown earned his first trip to the Pro Bowl following the 2001 season and became just the third Patriots wide receiver to be selected to the Pro Bowl since 1970 (Stanley Morgan, 4 and Terry Glenn, 1).

★Brown established a franchise record with 101 receptions during the 2001 season (96 - Ben Coates, 1994). He also ranked fourth in the AFC and fifth in the NFL with 101 catches.

★Brown accumulated 1,199 receiving yards in 2001, the second highest total in franchise history (1,491-Stanley Morgan, 1986). He ranked fourth in the AFC and 10th in the NFL with 1,199 yards receiving.

★Brown moved into fifth place on the Patriots all-time list with 321 career receptions. He also increased his career receiving yardage total to 3,970 and ranks seventh in franchise history.

★Brown led the team with three 100-yard receiving games during the 2001 season, increasing his career total to 10.

★Brown is the Patriots all-time leading receiver in the postseason with 25 catches and 337 yards during his nine postseason games. He also established a Patriots postseason single-game high with 121 yards receiving against the Steelers in the AFC Championship game (1/27/02).

★Brown returned two punts for touchdowns in 2001 (85 yards vs. Cleveland, 12/9 and 68 yards at Carolina, 1/6) and was the only player to accomplish the feat in the NFL last season. He became just the third Patriot to have two punt returns for touchdowns in a single season (Irving Fryar and Mike Haynes).

★Brown increased his career total to three punt returns for touchdowns and joined Irving Fryar as the only Patriots to have three career punt returns for scores.

★Brown recorded a 55-yard punt return for a score against Pittsburgh in the AFC Championship game (1/27/02). It was the first Patriots special teams return for a score in the playoffs in franchise history.

★It was just the 14th punt return for a score in NFL postseason history and the first in AFC Championship game history.

★Brown's 14.2 punt return average in 2001 was the second-highest in franchise history, behind Mack Herron's 14.8 average in 1974.

★Brown is the Patriots second-leading all-time return specialist with 3,835 combined return yards, trailing David Meggett's franchise record of 3,999 yards.

★He enters the 2002 season ranked second among the franchise's all-time leading punt returners (1,973 yards) and sixth among the Patriots all-time leading kick returners (1,862 yards).

★Brown has played in 124 games during his 10-year Patriots career, the most of any active Patriot. He enters the 2002 season tied for 26th on the Patriots all-time games played list.

★Brown caught 83 passes and accumulated 944 receiving yards during the 2000 season. His 83 receptions were the sixth-highest single-season total in franchise history.

★Brown earned the Patriots Miller Lite Player of the Year honor after being voted the Player of the Game five times during the 2000 season.

BROWN'S SPOTLIGHTS

★Troy will serve as the Patriots United Way spokesman during the 2002 season.

★Troy is the only Patriots player who is ranked within the top 10 on the franchise's all-time receiving, kickoff return and punt return lists.

★Troy would like to pursue a career in coaching after his playing career.

★ Brown tied the Patriots second-highest single-game reception total with 12 catches versus Kansas City (12/4/00).
★ Led the team with four 100-yard receiving games during the 2000 season.
★ Established career-highs with 39 punt returns and 504 punt return yards in 2000.
★ Brown returned a punt 66 yards for a touchdown versus Tampa Bay (9/3/00). It was his first punt return for touchdown in his career and the first punt return for a touchdown by the Patriots since Dec. 21, 1996 when David Meggett ran 60 yards for a score against the Giants. Brown's punt return for a touchdown was the first by a Patriot in Foxboro Stadium since Irving Fryar returned one 59 yards for a touchdown vs. Atlanta (11/2/86).
★ Selected as Miller Lite Player of the Game for his performance against the Eagles (12/19/99) when he led all receivers with five receptions for 105 yards. It was the first of two such awards in 1999.
★ In the 1996 season finale against the Giants (12/21), he made one of the most acrobatic receptions of the season when he snared a 13-yard pass from Drew Bledsoe on third-and-13, extending a drive which led to the game-winning touchdown in a 23-22 come-from-behind victory.
★ Had his regular season consecutive game streak snapped at 63 after sustaining a sprained ankle, which sidelined him for six weeks in 1998.
★ In 1997, Brown started six games at wide receiver for an injured Terry Glenn and finished the year ranked third on the team with 41 receptions for 607 yards. His six touchdown receptions ranked second on the team.
★ Earned Staples Star of the Game and Miller Lite Player of the Game honors at the N.Y. Jets (10/19/97) when he recorded a career-high 125 yards and a touchdown on just five receptions (112 of those yards came on three third quarter receptions). On a career-long 67-yard reception, he shook off three would-be tacklers and was highlighted on ESPN for the "Hardest Working Play of the Week."
★ Earned Staples Star of the Game and Miller Lite Player of the Game honors vs. Chicago (9/21/97) when he led the team with six receptions for 124 yards, including a 52-yard touchdown.
★ Led the team with two 100-yard receiving games in 1997.
★ Scored his first career touchdown on one of the most unusual plays of the 1995 season when he picked up a David Meggett fumble on a kick return vs. the New York Jets (12/10) and raced down the sideline for a 75-yard touchdown.
★ He became the first Marshall University product to ever play for the Patriots.

Seasonal Reviews

2001 (16/13, 3/3): Voted offensive co-captain for the 2001 season by his teammates…Started 13 of 16 regular season games at wide receiver … Set a Patriots single-season record for receptions with 101 catches and became the first Patriot in franchise history to record 100 catches in a season … Brown finished the season ranked fourth in the AFC and fifth in the NFL with 101 catches … Led the team and was fourth in the AFC with 1,199 yards receiving … Recorded a reception in 40 consecutive games dating back to the 1999 season … Led the NFL with a 14.2 yard punt return average … Just the second Patriot to lead the NFL in punt return average (Irving Fryar-14.1, 1985) … Also was the only player in the NFL in 2001 to have two punt returns for touchdowns. **Cincinnati (9/9):** Recorded the eighth 100-yard receiving game of his career, the third in his last five games … Named Patriots Miller Lite Player of the Game … Scored the first Patriots points of the season on a 14-yard touchdown pass from Drew Bledsoe. **N.Y. Jets (9/23):** Led team in receiving yards with 82, including a game-long 58-yard catch … Unanimous selection as Patriots Miller Lite Player of the Game for second consecutive game. **Miami (10/7):** Recorded game-highs with five receptions and 47 yards receiving … Two of five receptions went for first downs. **San Diego (10/14):** Led all

SINGLE-GAME CAREER HIGHS

Regular Season

Receptions	12	vs. Kansas City (12/4/00)
	11	vs. San Diego 10/14/01)
Yards	125	at N.Y. Jets (10/19/97)
	124	Chicago (9/21/97)
Average (2 min.)	30.5	at Buffalo (11/9/99)
	25.0	at N.Y. Jets (10/19/97)
Longest Rec.	67	at N.Y. Jets (10/19/97)
	60t	at Indianapolis (10/21/01)
	58	vs. N.Y. Jets (9/23/01)
Touchdowns	2	at Denver (10/1/00)
Kick Returns	4	Six times, most recent vs. Buffalo (12/26/99)
Return Yards	124	vs. Buffalo (12/26/99)
	107	at Kansas City (10/15/95)
	105	at Baltimore (10/6/96)
Longest Return	54	vs. Baltimore (1/2/00)
	51	at Baltimore (10/6/96)
Punt Returns	6	at Cleveland (10/3/99)
Return Yards	125	vs. Cleveland (12/9/01)
Longest Return	85t	vs. Cleveland (12/9/01)
Touchdowns	1	at Carolina (1/6/02)
		vs. Cleveland (12/9/01)
		vs. Tamapa Bay (9/3/00)

Postseason

Receptions	8	at Pittsburgh (1/27/02)
Yards	121	at Pittsburgh (1/27/02)
Average	16.0	vs. Miami (12/28/97)
Lg Reception	29	vs. Oakland (1/19/02)
Touchdowns	1	vs. Miami (12/28/97)
Punt Returns	5	vs. Oakland (1/19/02)
Return Yards	80	at Pittsburgh (1/27/02)
Lg Return	55t	at Pittsburgh (1/27/02)

receivers with 11 catches for 117 yards ... Ninth 100-yard receiving game of career, second of season ... His 11 catches were the highest single game total of the season and tied the fourth highest single game total in franchise history ... Recorded 40-yard punt return that put the Patriots in position for their game-tying scoring drive. **Indianapolis (10/21):** Led the Patriots with eight catches for 120 yards ... Recorded his second straight 100-yard receiving game, his third of the season and 10th of career ... Scored on a 60-yard pass from fellow wide receiver David Patten ... Drew a 38-yard pass interference penalty to give the Patriots the ball first and goal on the Colts three-yard line ... The team capitalized on the penalty when Tom Brady hit Patten for a six-yard touchdown to take a 38-17 lead. **Denver (10/28):** Tallied a game-high nine receptions ... Rushed for a 31-yard gain ... Caught a five-yard touchdown pass from Brady ... Moved past Tony Collins (261) into seventh place overall on the Patriots all-time receiving list. **Atlanta (11/4):** Tied for a game-high five receptions with Kevin Faulk and notched a game-high 99 receiving yards ... Caught a dramatic 44-yard deflected touchdown pass. **Buffalo (11/11):** Rushed for 17 yards on third-and-three on a reverse. **St. Louis (11/18):** Registered a game-high eight receptions ... Voted Patriots Miller Lite Player of the Game for his performance. **New Orleans (11/25):** Collected a game-high seven receptions ... Moved into sixth place on the Patriots all-time receptions list on his first catch of the day, moving past Jim Colclough (283) ... Caught an eight-yard touchdown pass from Brady ... Five of his seven catches in the game went for either first downs or touchdowns. **New York Jets (12/2):** Notched a game-high eight receptions in 17-16 victory. **Cleveland (12/9):** Returned a punt 85 yards for a touchdown ... Return was the second for a touchdown in his career (vs. Tampa Bay 9/3/00) ... Return tied Irving Fryar for the second longest punt return in franchise history ... Recorded a team-high seven receptions for 89 yards ... Set a new single-season career-high with 85 receptions (83, 2000) ... Set a new single-season career-high with 1,033 receiving yards (944, 2000) ... Also eclipsed the 1,000 yard mark for the first time in his nine-year career ... Voted Patriots Miller Lite Player of the Game for his performance. **Buffalo (12/16):** Snared a team-high five receptions in 12-9 overtime victory. **Carolina (1/6):** Returned a punt 68 yards for a touchdown, his second of the season and third of his career ... Became just the second Patriot (Irving Fryar) to have three career punt returns for touchdowns and the third Patriot (Irving Fryar and Mike Haynes) to have two punt returns for touchdowns in a single season ... Registered a game-high six catches for 45 yards and finished the season with career-highs of 101 receptions and 1,199 yards receiving ... Named Patriots Miller Lite Player of the Game for his performance. **Oakland (1/19):** Made his first career postseason start ... Snared a game-long 29-yard reception from Brady ... Recorded a game-high 27-yard punt return late in the fourth quarter to set up New England's game-tying drive. **Pittsburgh (1/27):** Totaled a game-high eight receptions for 121 yards ... His 121 yards are the highest single-game total in Patriots postseason history ... Opened the Patriots scoring with a 55-yard punt return for a touchdown ... His score was the first Patriots punt return for a touchdown in postseason history ... Recovered a blocked field goal attempt and returned it 11 yards before lateraling to Antwan Harris who proceeded to go 49 yards for a touchdown. **St. Louis (2/3):** Totaled a game-high six receptions and a team-high 89 yards ... Caught key 23-yard reception and was able to get out of bounds with 21 seconds remaining on a late fourth quarter drive that ended in an Adam Vinatieri game-winning 48-yard field goal as time expired.

2000 (16/15): Started at wide receiver in 15 of 16 games and recorded 83 receptions for 944 yards ... Voted Patriots Miller Lite Player of the Year, after

earning the Player of the Week award five times … Set career-highs with 39 punt returns and 504 punt return yards ... Ranked third in NFL with 504 punt return yards and seventh with 12.9 punt return average … Moved pass David Meggett (1,438) into second place on Patriots all-time leading punt return yardage list against Buffalo (11/5) and eclipsed his 1997 total of 467 punt return yards for the fifth-best single season punt return total. **Tampa Bay (9/3):** Unanimous selection as Patriots Miller Lite Player of the Game after he accumulated 221 all-purpose yards, including 118 punt return yards, 70 receiving yards and 33 rushing yards … Established a then career-high, with seven receptions ... Recorded a 66-yard punt return for a touchdown, the first punt return for touchdown in his eight-year career … The return was first Patriots punt return for touchdown since David Meggett's 60-yard touchdown return against Giants (12/21/96) ... Moved ahead of Mike Haynes (1,159 yards) into third place on Patriots all-time list with 1,174 yards. **N.Y. Jets (9/11):** Voted Patriots Miller Lite Player of the Game for third consecutive week, becoming first player to do so since running back Curtis Martin won award three times in 1995 … Accumulated 120 all-purpose yards, including 93 punt return yards and 27 yards receiving. **Minnesota (9/17):** Tied a then career-high with seven catches for 62 yards and returned one punt for 13 yards. **Denver (10/1):** Posted the first 100-yard receiving game of the season, 108 yards, and the fourth of his career in the 28-19 Patriots victory … Caught a career-high two touchdowns (11 and 44-yards) on Patriots first two possessions. **N.Y. Jets (10/15):** Named Patriots Miller Lite Player of the Game for third time in season … Tied with Kevin Faulk for team-leading five catches … Three of five catches for first downs. **Buffalo (11/5):** Won Patriots Miller Lite Player of the Game for fourth time in season with 108 total yards, including 64 punt return yards. **Cincinnati (11/19):** Set a then career-high with eight receptions for 110 yards in the Patriots 16-13 victory … Terry Glenn joined Brown over the 100-yard plateau with 129 yards, marking the first time since Nov. 1, 1998 (Tony Simmons and Ben Coates each had 109 yards at Indianapolis) that the Patriots had two players with more than 100 yards receiving. **Kansas City (12/4):** Earned Patriots Miller Lite Player of the Game honors for fifth time during the 2000 season during the Patriots 30-24 victory over the Chiefs … Notched a career-high 12 receptions for 119 yards, including 17-yard touchdown pass … Tied with Ben Coates (at Indianapolis, 11/27/94) for second in franchise his-tory with 12 receptions ... Eclipsed the 100-yard receiving mark for the third time of the season and the sixth time of his career. **Chicago (12/10):** Tied Glenn for team-high five receptions, including a 7-yard touchdown pass in fourth quarter. **Miami (12/24):** Led all receivers with eight receptions and 102 yards … It was the fourth 100-yard reception game of the season and the seventh of his career.

1999 (13/1): Played in 13 games and made one start at wide receiver … Missed three games due to injury … Proved once again to be among the Patriots most versatile performers, contributing as a wide receiver, punt returner and kickoff returner during the course of the season ... Became the Patriots second-leading all-time return specialist with 2,890 combined return yards, trailing David Meggett's franchise record of 3,999 yards ... Led the team in punt return (10.7) and kickoff return (33.9) averages and finished third on the team with 36 receptions for 471 yards … 10.7-yard average per punt return ranked fifth in the AFC … Handled the kickoff return duties in four games, including the last two of the regular season, and averaged 33.9 yards per return. **N.Y. Jets (9/12):** Caught an 18-yard pass on third-and-six to extend the game-winning drive that set up a 23-yard field goal with just three remaining in a 30-28 victory over the Jets. **Indianapolis (9/19):** Picked up a first down with a 14-yard reception in the fourth quarter, which led to a game-tying scoring drive against the Colts to help the Patriots overcome a 21-point second-half deficit. **N.Y. Giants (9/26):** Named special teams co-captain for the game ... Provided a 25-yard reception on 3rd-and-eight to extend a drive which resulted in a 38-yard field goal to give the Patriots their first lead of the game, 10-7, in the third quarter ... Converted another first down with an 11-yard reception which led to another field goal and a 13-7 lead in a 16-14 victory over the Giants. **Kansas City (10/10):** Returned the opening kickoff 28 yards, but sustained an ankle injury on the return and missed the next three games. **N.Y. Jets (11/15):** Scored his only touchdown of the season on a 31-yard touchdown toss by Bledsoe in a fourth quarter comeback attempt that pulled the Patriots to within a touchdown against the Jets, 24-17. **Dallas (12/5):**

100-YARD RECEIVING GAMES

Brown ranks fourth in franchise history with 11 career 100-yard receiving games (listed below). He led the Patriots with three during the 2001 regular season.

Yds	Rec.	Date
125	5	at N.Y. Jets, 10/19/97
124	6	vs. Chicago, 9/21/97
*121	8	at Pittsburgh, 1/27/02
120	8	at Indianapolis, 10/21/01
119	12	vs. Kansas City, 12/4/00
117	11	vs. San Diego, 10/14/01
110	8	vs. Cincinnati, 11/19/00
108	5	at Denver, 10/1/00
106	7	at Cincinnati, 9/9/01
105	5	at Philadelphia, 12/19/99
102	8	vs. Miami, 12/24/00

*-AFC Championship Game

Provided four receptions for 40 yards, including an 11-yard first down reception which led to the game-winning touchdown in a 13-6 victory over the Cowboys ... It was the Patriots first victory in the series in franchise history. **Indianapolis (12/12):** Named offensive co-captain for the game and produced 122 all-purpose yards with 53 yards receiving and 69 yards on four punt returns. **Philadelphia (12/19):** Selected as Miller Lite Player of the Game for his performance against the Eagles ... Led all receivers with five receptions for 105 yards ... Both totals represented individual season highs ... His five receptions were the most since the 1998 season opener, while his 105 yards receiving was, at the time, the third highest total of his career ... Contributed 37- and 33-yard receptions in the fourth quarter of the failed comeback attempt ... Added 45 yards on four punt returns in the game, including his longest of the season, a 32-yarder in the fourth quarter ... Also recovered a special teams fumble caused by Marty Moore on a kick return in the second quarter. **Buffalo (12/26):** Named offensive co-captain for the game for the second time in three weeks ... Filled in for Kevin Faulk as the team's primary kickoff returner and set a career-high with 124 return yards on just four returns (31.0), including a long of 42 yards ... Added 31 yards on two punt returns. **Baltimore (1/2):** Started his first game of the season at wide receiver, replacing Terry Glenn in the lineup, and earned his second Miller Lite Player of the Game honors ... Tied his season high of five receptions ...Returned a punt 52 yards and a kickoff 54 yards, the two longest returns of his career ... Returned another kickoff 49 yards ... His 103 yards on kickoff returns were the second-highest individual game total of his career ... His 52-yard punt return was the longest by a Patriot all season ... He moved into a fifth-place tie with Sammy Martin among the Patriots all-time leading kick returners (1,834 yards) ... Finished the game with a career-high 192 all-purpose yards, including 173 return yards.

TOP 5 100-YARD RECEIVERS

Rank	Player	100 + Games
1	Stanley Morgan	39
2	Terry Glenn	13
3	Irving Fryar	12
4	**Troy Brown**	**11**
5	Ben Coates	9

1998 (10/0; 1/0): Returned to the role as the team's primary punt returner, a position he held for the first two years in the league (1993-94) and played in 10 games as a returner and reserve receiver ... Finished the season fifth on the team with 23 receptions for 346 yards and a touchdown ... Led the team with a career-high 13.2 punt return average on 17 returns (225 yards) ... His 13.2 average would have led the AFC, but his 17 returns were not enough to qualify for the conference rankings ... Missed six games due to an ankle injury he suffered vs. the Jets (10/19) ... Returned to the lineup at Pittsburgh (12/6) ... Led all receivers with 97 yards on five receptions to earn Miller Lite Player of the Game honors in the season opener at Denver (9/7) ... Caught a 52-yard pass from Bledsoe, his longest reception of the season and the second-longest of his career ... Shared team-high honors the following week with three receptions for 50 yards vs. Indianapolis (9/13) ... Returned one punt vs. the Colts for 38 yards, then, two plays later, extended the scoring drive with a 26-yard reception ... Caught three passes for 32 yards at New Orleans (10/4), including two which came on the game-winning scoring drive in the final minute of the game ... Also set season-highs with five punt returns for 104 yards (20.8 avg.) ... Provided consistent numbers through the first six games, averaging 3.5 receptions per game, with no fewer than three receptions during that time ... Sustained a high ankle sprain against the Jets (10/19) and left the game after posting a team-

ALL-TIME PATRIOT RECEIVERS

Player	No	Yards	Avg	Lg	TD
1. Stanley Morgan	534	10,352	19.4	76t	67
2. Ben Coates	490	5,471	11.2	84t	50
3. Irving Fryar	363	5,726	15.8	80t	38
4. Terry Glenn	329	4,669	14.2	86t	22
5. TROY BROWN	**321**	**3,970**	**12.4**	**67**	**17**
6. Gino Cappelletti	292	4,589	15.7	63t	42
7. Jim Colclough	283	5,001	17.7	78t	39
8. Tony Collins	261	2,356	9.0	49	12
9. Vincent Brisby	217	3,142	14.5	72	14
10. Sam Cunningham	210	1,905	9.1	41	6
11. Marv Cook	210	1,843	8.8	49	11

high 41 yards on four receptions ... Returned to action at Pittsburgh (12/6) ... Caught just two passes for 42 yards at St. Louis (12/13) the following week ... Replaced Chris Canty as the team's designated punt returner for the final two weeks of the season and playoffs ... Led the team with 46 yards on four receptions and returned four punts for 27 yards in a playoff loss at Jacksonville (1/3/99).

1997 (16/6; 2/0): In his fifth NFL season, Brown earned his first career starting assignment as a replacement for an injured Terry Glenn and recorded 41 receptions (third on the team) for 607 yards (third) and six touchdowns (second) ... His six touchdown receptions were second only to tight end Ben Coates (8) ... Posted career-highs with a 67-yard reception and a 125-yard receiving day against the Jets (10/19) ... He was the only Patriot receiver to post multiple 100-yard receiving games in 1997 ... Scored a 52-yard touchdown vs. Chicago (9/21) - one of three receptions of 50 yards or more that season ... Opened the season as a reserve and caught four passes for 24 yards vs. San Diego (8/31) ... Made his NFL starting debut at Indianapolis (9/7) and caught three passes for 35 yards and scored his first career touchdown reception on a 21-yard pass from Bledsoe ... Earned Staples Star of the Game and Miller Lite Player of the Game honors vs. Chicago (9/21) when he led the team with six receptions for 124 yards, including a 52-yard touchdown ... He was caught for an 18-yard loss on a reverse at Denver (10/6) - his first career rush attempt ... Earned Staples Star of the Game and Miller Lite Player of the Game honors at the New York Jets (10/19) when he recorded a career-high with 125 yards and a touchdown on just five receptions ... 112 of those yards came on three third-quarter receptions ... Posted a career-long 67-yard reception - a reception in which he shook off three would-be tacklers and was highlighted on ESPN as the "Hardest Working Play of the Week" ... Made his 22nd reception of the season in the ninth game of the year at Minnesota (11/2), eclipsing his previous single-season career-high ... Led the team with 61 yards receiving at Buffalo (11/9) and recorded his third reception of 50 yards or more ... Started his second game of the season and led all Patriots receivers with five catches for 58 yards at Tampa Bay (11/16) ... Started vs. Miami (11/23) and posted 46 yards on three receptions, including a 35-yard touchdown pass from David Meggett - Brown's fourth touchdown of the season ... Started vs. Indianapolis (11/30) and caught three passes for 35 yards, including his fifth touchdown reception of the season ... Scored a touchdown in his third consecutive game at Jacksonville (12/7) ... Caught two passes for 32 yards, including a 24-yard touchdown in a 17-3 wildcard victory over Miami (12/28).

1996 (16/0, 2/0): Played in every regular season game and each of the first two playoff games, but was inactive for Super Bowl XXXI due to a hernia injury ... Shared in the kickoff return duties, handling 29 returns for a career-high 21.9-yard average ... Also posted 21 receptions for 222 yards (10.6) with a long of 38-yards ... Registered a season-long 51-yard kickoff return at Baltimore (10/6), which set up a Ben Coates touchdown in a 46-38 victory ... Totaled a season-high 105 yards on four kickoff returns (26.3 avg.) in that game ... Averaged 26.5 yards on two kickoff returns vs. Indianapolis (10/20) ... Saw extensive action at wide receiver during the final minutes vs. Buffalo (10/27), totaling three receptions for 43 yards (14.3 avg.) and adding 56 yards on three kickoff returns ... 20 of his 21 receptions came in the final nine games of the regular season, topped by a career-high effort in the season finale when he grabbed seven receptions for 75 yards, including a long of 38 yards at the New York Giants (12/21) ... Made one of the most dramatic receptions of the season against the Giants when he snared a 13-yard pass from Bledsoe on third-and-13, extending a drive which led to the game-winning touchdown in a 23-22 come-from-behind victory ... The "circus catch" was made while lying on his back as he extended to make the reception ... The victory secured the AFC East title and first-round playoff bye for the Patriots.

1995 (16/0): Played in every game and finished the season with 14 receptions for 159 yards (11.4 avg.) ... Set a career-high with 31 kickoff returns for 672 yards and a 21.7-yard average ... Scored his first career touchdown on one of the most unusual plays of the 1995 season when he picked up a David

HONORS

- ★*2001 Pro Bowl*
- ★*USA Today's* 2001 All-Joe Team
- ★CBS Phil Simms' 2001 All-Iron Team
- ★*CNNSI's* Peter King's 2001 All-Pro Team
- ★*Football Digest* 2001 All-Pro Second-Team WR
- ★*Pro Football Weekly*/PFWA 2001 All-NFL PR
- ★*Football Digest* 2001 All-Pro First-PR
- ★*Football Digest* 2001 All-AFC PR
- ★*College and Pro Football Newsweekly* 2001 First Team PR
- ★AFC Special Teams Player of the Month (12/01-1/02)
- ★AFC Player of the Week (AFC Championship Game, 1/27/02)
- ★2000 Miller Lite Player of the Year
- ★2000 *Patriots Football Weekly* Special Teams Player of the Year

Meggett fumble on a kick return vs. the New York Jets (12/10) and raced down the sideline for a 75-yard touchdown ... Emerged as the Patriots third receiver early in the season and recorded a season-high with five receptions for 72 yards (14.4 avg.) and returned two kicks for 61 yards (30.5 avg.) at San Francisco (9/17) to earn his first career Miller Lite Player of the Game honors ... Followed that performance with four receptions for 44 yards (11.0 avg.) at Atlanta (10/1) ... Grabbed three passes for 25 yards vs. Denver (10/8) and followed with two receptions for 18 yards at Kansas City (10/15) ... Returned four kicks in games at Kansas City (10/15) and at Pittsburgh (12/16) for 107 and 83 yards, respectively.

1994 (9/0, 1/0): Re-signed with the Patriots at mid-season after his preseason release and led the team with 24 punt returns for 202 yards ... His 8.4-yard punt return average ranked ninth in the AFC ... Returned a punt 38 yards vs. Indianapolis (12/11) and finished the day with a career-high four returns for 62 yards (15.5 avg.) ... Returned one kickoff for 14 yards at Cleveland (11/6).

1993 (12/0): Played in 12 games during his rookie season and was used exclusively as a kickoff and punt return specialist ... Led the team and finished seventh in the league with a 9.0-yard average on 25 punt returns (224 yards) ... Finished second on the team with 15 kickoff returns for 243 yards (16.2 avg.) ... Caught two passes for 22 yards ... Inactive for three games before being placed on injured reserve with a quadriceps injury on (12/31).

College

Sensational all-around player at Marshall who was considered the most dangerous scoring threat in all I-AA football during his final two seasons (1991-92) ... Averaged a touchdown every eight times he touched the ball (31 tds-250 att.) ... Tied the NCAA record for the most touchdowns on kick returns in a single season with four and became the NCAA's all-time leader in kickoff return average with a regular season net of 29.69 yards per return (32 for 950 yards) ... Ranks eighth all-time for all-purpose yardage, averaging 148.3 yards per game ... Associated Press first-team All-American selection and first-team all-conference selection as a wide receiver ... Earned second-team all-conference honors as a kick returner ... Finished senior season with 101 receptions for 1,654 yards and 16 touchdowns, added 158 yards and two rushing touchdowns, returning 20 punts for a 10-yard average and 27 kickoffs for a 23.3-yard average ... Transferred to Marshall from Lees-McRae J.C. prior to the 1991 season.

Personal

Troy Fitzgerald Brown was born on July 2, 1971 in Barnwell, S.C. ... Attended Blackville-Hilda High in Blackville, S.C. and lettered in football and track ... Played on state championship team, which finished 14-1 in 1988 ... Caught 46 passes for 707 yards and 10 touchdowns that year ... Majored in computer science at Marshall ... Troy and his wife, Kimberly, have two sons, Sir'mon and SaanJay.

PATRIOTS RECORD BOOKS

ALL-TIME RETURN LEADERS (YARDS)

	Returner, Years	Total Yds	K.O.R	Punt Ret
1.	David Meggett,1995-97	3999	2561	1438
2.	**Troy Brown, 1993-01**	**3835**	**1862**	**1973**
3.	Carl Garrett, 1969-72	2738	2251	487
4.	Mack Herron, 1973-75	2684	1796	888
5.	Kevin Faulk, 1999-01	2596	2421	175

ALL-TIME PUNT RETURN LEADERS (YARDS)

	Returner, Years	No	FC	Yds	Avg	Lg	TD
1.	Irving Fryar,1984-92	206	70	2055	10.0	85t	3
2.	**Troy Brown,1993-01**	**172**	**74**	**1973**	**11.5**	**85t**	**3**
3.	David Meggett,1995-97	142	32	1438	10.1	60t	1
4.	Mike Haynes,1976-82	111	8	1159	10.4	89t	2
5.	Stanley Morgan,1977-89	92	32	960	10.4	80t	1

ALL-TIME KICK RETURN LEADERS (YARDS)

	Returner, Years	No	Yds	Avg	Lg	TD
1.	David Meggett, 1995-97	105	2561	24.4	62	0
2.	Kevin Faulk, 1999-01	110	2421	22.0	95	0
3.	Larry Garron, 1960-67	89	2299	25.8	95t	2
4.	Stephen Starring, 1983-87	107	2259	21.1	53	0
5.	Carl Garrett, 1969-72	92	2251	24.5	63	0
6.	**Troy Brown, 1993-01**	**87**	**1862**	**21.4**	**54**	**0**
7.	Sammy Martin, 1988-90	88	1834	20.8	95t	1
8.	Mack Herron, 1973-75	71	1796	25.3	92t	1
9.	Raymond Clayborn, 1977-89	57	1538	27.0	101t	3
10.	Ricky Smith, 1982-84	67	1505	22.5	98t	1

TROY BROWN

Pos: WR **Ht:** 5-10 **Wt:** 193 lbs. **Year:** 10th **Acq:** D8-93 (198th) **College:** Marshall **Born:** 7/2/71

Regular Season			Receiving					Kick Returns					Punt Returns						Rush.			
Year	Team	G/S	No	Yds	Avg	Lg	TD	No	Yds	Avg	Lg	TD	No	FC	Yds	Avg	Lg	TD	No	Yds	Lg	TD
1993	Patriots	12/0	2	22	11	14	0	15	243	16.2	29	0	25	9	224	9.0	19	0	0	0	0	0
1994	Patriots	9/0	0	0	0	0	0	1	14	14.0	14	0	24	10	202	8.4	38	0	0	0	0	0
1995	Patriots	16/0	14	159	11.4	31	0	31	672	21.7	38	0	0	0	0	0	0	0	0	0	0	0
1996	Patriots	16/0	21	222	10.6	38	0	29	634	21.9	51	0	0	0	0	0	0	0	0	0	0	0
1997	Patriots	16/6	41	607	14.8	67	6	0	0	0	0	0	0	0	0	0	0	0	1	-18	-18	0
1998	Patriots	10/0	23	346	15.0	52	1	0	0	0	0	0	17	8	225	13.2	39	0	1	0	0	0
1999	Patriots	13/1	36	471	13.1	37	1	8	271	33.9	54	0	38	13	405	10.7	52	0	0	0	0	0
2000	Patriots	16/15	83	944	11.4	44t	4	2	15	7.5	9	0	39	19	504	12.9	66t	1	6	46	35	0
2001	Patriots	16/13	101	1199	11.9	60t	5	1	13	13.0	13	0	29	15	413	14.2	85t	2	11	91	31	0
Totals-9 years		**124/35**	**321**	**3970**	**12.4**	**67**	**17**	**87**	**1862**	**21.4**	**54**	**0**	**172**	**74**	**1973**	**11.5**	**85t**	**3**	**19**	**119**	**35**	**0**

Postseason			Receiving					Kick Returns					Punt Returns						Rush.			
Year	Team	G/S	No	Yds	Avg	Lg	TD	No	Yds	Avg	Lg	TD	No	FC	Yds	Avg	Lg	TD	No	Yds	Lg	TD
1994	Patriots	1/0	0	0	0.0	0	0	0	0	0.0	0	0	2	0	5	2.5	5	0	0	0	0	0
1996	Patriots	2/0	0	0	0.0	0	0	2	54	27.0	29	0	0	0	0	0.0	0	0	0	0	0	0
1997	Patriots	2/0	3	38	12.7	24t	1	0	0	0.0	0	0	1	2	0	0.0	0	0	0	0	0	0
1998	Patriots	1/0	4	46	11.5	21	0	0	0	0.0	0	0	4	0	27	6.8	17	0	0	0	0	0
2001	Patriots	3/3	18	253	14.1	29	0	1	15	15.0	15	0	9	2	133	14.8	55t	1	1	-9	-9	0
Totals-5 years		**9/3**	**25**	**337**	**13.5**	**29**	**1**	**3**	**69**	**23.0**	**29**	**0**	**16**	**4**	**165**	**10.3**	**55t**	**1**	**1**	**-9**	**-9**	**0**

BROWN'S CAREER GAME-BY-GAME

		Receiving						Kick Returns					Punt Returns					
1993	**Opponent**	**P/S**	**No**	**Yds**	**Avg**	**Lg**	**TD**	**No**	**Yds**	**Avg**	**Lg**	**TD**	**No**	**FC**	**Yds**	**Avg**	**Lg**	**TD**
09/05	at Buffalo	p	-	-	-	-	-	1	29	29.0	29	2	2	1	14	7.0	17	0
09/12	Detroit (ot)	p	-	-	-	-	-	4	80	20.0	28	0	2	0	27	13.5	16	0
09/19	Seattle	p	-	-	-	-	-	1	16	16.0	16	0	1	1	0	0.0	0	0
09/26	at N.Y. Jets	p	-	-	-	-	-	2	20	10.0	14	0	1	0	10	10.0	10	0
10/10	at Phoenix	p	1	8	8.0	8	0	-	-	-	-	-	4	1	32	8.0	11	0
10/17	Houston	p	1	14	14.0	14	0	3	26	8.7	14	0	2	0	13	6.5	10	0
10/24	at Seattle	p	-	-	-	-	-	1	15	15.0	15	0	5	3	54	10.8	19	0
10/31	at Indianapolis	p	-	-	-	-	-	1	20	20.0	20	0	0	2	0	0.0	0	0
11/07	Buffalo	p	-	-	-	-	-	1	27	27.0	27	0	3	0	38	12.7	15	0
11/21	at Miami	p	-	-	-	-	-	1	10	10.0	10	0	3	1	21	7.0	15	0
11/28	N.Y. Jets	p	-	-	-	-	-	-	-	-	-	-	2	0	15	7.5	15	0
12/05	at Pittsburgh	p	-	-	-	-	-	-	-	-	-	-	-	-	-	-	-	-
1993 Totals		**12/0**	**2**	**22**	**11.0**	**14**	**0**	**15**	**243**	**16.2**	**29**	**0**	**25**	**9**	**224**	**9.0**	**19**	**0**

		Receiving						Kick Returns					Punt Returns					
1994	**Opponent**	**P/S**	**No**	**Yds**	**Avg**	**Lg**	**TD**	**No**	**Yds**	**Avg**	**Lg**	**TD**	**No**	**FC**	**Yds**	**Avg**	**Lg**	**TD**
10/30	Miami	p	-	-	-	-	-	-	-	-	-	-	2	2	29	14.5	16	0
11/06	at Cleveland	p	-	-	-	-	-	1	14	14.0	14	0	3	0	8	2.7	8	0
11/13	Minnesota	p	-	-	-	-	-	-	-	-	-	-	3	0	24	8.0	12	0
11/20	San Diego	p	-	-	-	-	-	-	-	-	-	-	2	1	10	5.0	7	0
11/27	at Indianapolis	p	-	-	-	-	-	-	-	-	-	-	3	1	19	6.3	12	0
12/04	N.Y. Jets	p	-	-	-	-	-	-	-	-	-	-	5	1	36	7.2	14	0
12/11	Indianapolis	p	-	-	-	-	-	-	-	-	-	-	4	0	62	15.5	38	0
12/18	at Buffalo	p	-	-	-	-	-	-	-	-	-	-	2	1	14	7.0	12	0
12/24	at Chicago	p	-	-	-	-	-	-	-	-	-	-	0	4	0	0.0	0	0
1994 Totals		**9/0**						**1**	**14**	**14.0**	**14**	**0**	**24**	**10**	**202**	**8.4**	**38**	**0**

		Receiving						Kick Returns					Punt Returns					
1995	**Opponent**	**P/S**	**No**	**Yds**	**Avg**	**Lg**	**TD**	**No**	**Yds**	**Avg**	**Lg**	**TD**	**No**	**FC**	**Yds**	**Avg**	**Lg**	**TD**
09/03	Cleveland	p	-	-	-	-	-	3	39	13.0	19	0	-	-	-	-	-	-
09/10	Miami	p	-	-	-	-	-	0	0	0.0	0	0	-	-	-	-	-	-
09/17	at San Francisco	p	5	72	14.4	25	0	2	61	30.5	35	0	-	-	-	-	-	-
10/01	at Atlanta	p	4	44	11.0	31	0	0	0	0.0	0	0	-	-	-	-	-	-
10/08	Denver	p	3	25	8.3	11	0	3	65	21.7	31	0	-	-	-	-	-	-
10/15	at Kansas City	p	2	18	9.0	13	0	4	107	26.8	36	0	-	-	-	-	-	-
10/23	Buffalo	p	-	-	-	-	-	2	41	20.5	25	0	-	-	-	-	-	-
10/29	Carolina	p	-	-	-	-	-	1	2	2.0	2	0	-	-	-	-	-	-
11/05	at N.Y. Jets	p	-	-	-	-	-	1	31	31.0	31	0	-	-	-	-	-	-
11/12	at Miami	p	-	-	-	-	-	1	24	24.0	24	0	-	-	-	-	-	-
11/19	Indianapolis	p	-	-	-	-	-	2	33	16.5	26	0	-	-	-	-	-	-
11/26	at Buffalo	p	-	-	-	-	-	4	76	19.0	22	0	-	-	-	-	-	-

12/03	New Orleans	p	-	-	-	-	-	2	50	25.0	34	0	-	-	-	-	-	-
12/10	N.Y. Jets	p	-	-	-	-	-	0	0	0.0	0	0	-	-	-	-	-	-
12/16	at Pittsburgh	p	-	-	-	-	-	4	83	20.8	38	0	-	-	-	-	-	-
12/23	at Indianapolis	p	-	-	-	-	-	2	60	30.0	33	0	-	-	-	-	-	-
1995 Totals		**16/0**	**14**	**159**	**11.4**	**31**	**0**	**31**	**672**	**21.7**	**38**	**0**	**0**	**0**	**0**	**0.0**	**0**	**0**

			RECEIVING					KICK RETURNS					PUNT RETURNS					
1996	**Opponent**	**P/S**	**No**	**Yds**	**Avg**	**Lg**	**TD**	**No**	**Yds**	**Avg**	**Lg**	**TD**	**No**	**FC**	**Yds**	**Avg**	**Lg**	**TD**
09/01	at Miami	p	-	-	-	-	-	1	20	20.0	20	0	-	-	-	-	-	-
09/08	at Buffalo	p	-	-	-	-	-	1	17	17.0	17	0	-	-	-	-	-	-
09/15	Arizona	p	-	-	-	-	-	0	0	0.0	0	0	-	-	-	-	-	-
09/22	Jacksonville	p	-	-	-	-	-	4	80	20.0	33	0	-	-	-	-	-	-
10/06	at Baltimore	p	-	-	-	-	-	4	105	26.3	51	0	-	-	-	-	-	-
10/13	Washington	p	1	9	9.0	9	0	2	41	20.5	22	0	-	-	-	-	-	-
10/20	at Indianapolis	p	-	-	-	-	-	2	53	26.5	34	0	-	-	-	-	-	-
10/27	Buffalo	p	3	43	14.3	27	0	3	56	18.7	22	0	-	-	-	-	-	-
11/03	Miami	p	3	30	10.0	12	0	0	0	0.0	0	0	-	-	-	-	-	-
11/10	at N.Y. Jets	p	1	16	16.0	16	0	1	28	28.0	28	0	-	-	-	-	-	-
11/17	Denver	p	2	14	7.0	10	0	4	83	20.8	29	0	-	-	-	-	-	-
11/24	Indianapolis	p	3	26	8.7	12	0	2	56	28.0	30	0	-	-	-	-	-	-
12/01	at San Diego	p	-	-	-	-	-	2	38	19.0	26	0	-	-	-	-	-	-
12/08	N.Y. Jets	p	-	-	-	-	-	1	15	15.0	15	0	-	-	-	-	-	-
12/15	at Dallas	p	1	9	9.0	9	0	0	0	0.0	0	0	-	-	-	-	-	-
12/21	at N.Y. Giants	p	7	75	10.7	38	0	2	42	21.0	28	0	-	-	-	-	-	-
1996 Totals		**16/0**	**21**	**222**	**10.6**	**38**	**0**	**29**	**634**	**21.9**	**51**	**0**	**0**	**0**	**0**	**0.0**	**0**	**0**
1996	**Opponent**	**P/S**	**No**	**Yds**	**Avg**	**Lg**	**TD**	**No**	**Yds**	**Avg**	**Lg**	**TD**	**No**	**FC**	**Yds**	**Avg**	**Lg**	**TD**
01/05	Pittsburgh	p	-	-	-	-	-	-	-	-	-	-	-	-	-	-	-	-
01/12	Jacksonville	p	-	-	-	-	-	-	-	-	-	-	-	-	-	-	-	-
01/26	Green Bay				inactive					inactive					inactive			

			RECEIVING					KICK RETURNS					PUNT RETURNS					
1997	**Opponent**	**P/S**	**No**	**Yds**	**Avg**	**Lg**	**TD**	**No**	**Yds**	**Avg**	**Lg**	**TD**	**No**	**FC**	**Yds**	**Avg**	**Lg**	**TD**
08/31	San Diego	p	4	24	6.0	8	0	-	-	-	-	-	-	-	-	-	-	-
09/07	at Indianapolis	S	3	35	11.7	21	1	-	-	-	-	-	-	-	-	-	-	-
09/14	N.Y. Jets	p	1	-6	-6.0	-6	0	-	-	-	-	-	-	-	-	-	-	-
09/21	Chicago	p	6	124	20.7	52	1	-	-	-	-	-	-	-	-	-	-	-
10/06	at Denver	p	1	10	10.0	10	0	-	-	-	-	-	-	-	-	-	-	-
10/12	Buffalo	p	-	-	-	-	-	-	-	-	-	-	-	-	-	-	-	-
10/19	at N.Y. Jets	p	5	125	25.0	67	1	-	-	-	-	-	-	-	-	-	-	-
10/27	Green Bay	p	-	-	-	-	-	-	-	-	-	-	-	-	-	-	-	-
11/02	at Minnesota	p	2	37	18.5	26	0	-	-	-	-	-	-	-	-	-	-	-
11/09	at Buffalo	p	2	61	30.5	50	0	-	-	-	-	-	-	-	-	-	-	-
11/16	at Tampa Bay	S	5	58	11.6	21	0	-	-	-	-	-	-	-	-	-	-	-
11/23	Miami	S	3	46	15.3	35	1	-	-	-	-	-	-	-	-	-	-	-
11/30	Indianapolis	S	3	35	11.7	18	1	-	-	-	-	-	-	-	-	-	-	-
12/07	at Jacksonville	S	3	26	8.7	11	1	-	-	-	-	-	-	-	-	-	-	-
12/13	Pittsburgh	S	3	32	10.7	13	0	-	-	-	-	-	-	-	-	-	-	-
12/22	at Miami	p	-	-	-	-	-	-	-	-	-	-	-	-	-	-	-	-
1997 Totals		**16/6**	**41**	**607**	**14.8**	**67**	**6**	**0**	**0**	**0.0**	**0**	**0**	**0**	**0**	**0**	**0.0**	**0**	**0**
12/28	Miami	p	2	32	16.0	24	1	-	-	-	-	-	1	0	2	2.0	2	0
01/03	at Pittsburgh	p	1	6	6.0	6	0	-	-	-	-	-	-	-	-	-	-	-
1997 Postseason		**2/0**	**3**	**38**	**12.7**	**24**	**1**	**0**	**0**	**0.0**	**0**	**0**	**1**	**0**	**2**	**2.0**	**2**	**0**

			RECEIVING					KICK RETURNS					PUNT RETURNS					
1998	**Opponent**	**P/S**	**No**	**Yds**	**Avg**	**Lg**	**TD**	**No**	**Yds**	**Avg**	**Lg**	**TD**	**No**	**FC**	**Yds**	**Avg**	**Lg**	**TD**
09/07	at Denver	p	5	97	19.4	52	1	-	-	-	-	-	2	2	8	4.0	10	0
09/13	Indianapolis	p	3	50	16.7	26	0	-	-	-	-	-	1	3	38	38.0	38	0
09/20	Tennessee	p	3	29	9.7	16	0	-	-	-	-	-	1	1	1	1.0	1	0
10/04	at New Orleans	p	3	32	10.7	16	0	-	-	-	-	-	5	0	104	20.8	39	0
10/11	Kansas City	p	3	55	18.3	39	0	-	-	-	-	-	3	0	31	10.3	15	0
10/19	N.Y. Jets	p	4	41	10.3	18	0	-	-	-	-	-	1	1	1	1.0	1	0
10/25	at Miami				inactive					inactive						inactive		
11/01	at Indianapolis				inactive					inactive						inactive		
11/08	Atlanta				inactive					inactive						inactive		
11/15	at Buffalo				inactive					inactive						inactive		
11/23	Miami				inactive					inactive						inactive		
11/29	Buffalo				inactive					inactive						inactive		
12/06	at Pittsburgh	p	-	-	-	-	-	-	-	-	-	-	-	-	-	-	-	-
12/13	at St. Louis	p	2	42	21.0	35	0	-	-	-	-	-	-	-	-	-	-	-

BROWN'S CAREER GAME-BY-GAME (cont.)

12/20	San Francisco	p	-	-	-	-	-	-	-	-	-	-	2	1	24	12.0	14	0
12/27	at N.Y. Jets	p	-	-	-	-	-	-	-	-	-	-	2	0	18	9.0	10	0
1998 Totals		**10/0**	**23**	**346**	**15.0**	**52**	**1**	**0**	**0**	**0.0**	**0**	**0**	**17**	**8**	**225**	**13.2**	**39**	**0**
01/03	at Jacksonville	p	4	46	11.5	21	0	-	-	-	-	-	4	0	27	6.8	17	0

			RECEIVING					KICK RETURNS					PUNT RETURNS					
1999	**Opponent**	**P/S**	**No**	**Yds**	**Avg**	**Lg**	**TD**	**No**	**Yds**	**Avg**	**Lg**	**TD**	**No**	**FC**	**Yds**	**Avg**	**Lg**	**TD**
9/12	at N.Y. Jets	p	2	33	16.5	18	0	-	-	-	-	-	2	0	33	16.5	26	0
9/19	Indianapolis	p	2	37	18.5	23	0	-	-	-	-	-	2	2	5	2.5	5	0
9/26	N.Y. Giants	p	4	50	12.5	25	0	-	-	-	-	-	2	0	18	9	13	0
10/3	at Cleveland	p	4	59	14.8	30	0	1	16	16.0	16	0	6	1	35	5.8	12	0
10/10	at Kansas City	p	-	-	-	-	-	1	28	28.0	28	0	-	-	-	-	-	-
10/17	Miami			inactive						inactive					inactive			
10/24	Denver			inactive						inactive					inactive			
10/31	at Arizona			did not play						did not play					did not play			
11/15	N.Y. Jets	p	2	41	20.5	31t	1	-	-	-	-	-	3	0	17	5.7	9	0
11/21	at Miami	p	3	26	8.7	13	0	-	-	-	-	-	3	3	16	5.3	8	0
11/28	at Buffalo	p	1	11	11.0	11	0	-	-	-	-	-	3	1	34	11.3	20	0
12/5	Dallas	p	4	40	10.0	19	0	-	-	-	-	-	3	1	32	10.7	16	0
12/12	at Indianapolis	p	3	53	17.7	28	0	-	-	-	-	-	4	0	69	17.3	22	0
12/19	at Philadelphia	p	5	105	21.0	37	0	-	-	-	-	-	4	4	45	11.3	32	0
12/26	Buffalo	p	1	-3	-3.0	-3	0	4	124	31.0	42	0	2	1	31	17.3	17	0
1/2	Baltimore	S	5	19	3.8	8	0	2	103	51.5	54	0	4	0	70	17.5	52	0
1999 Totals		**13/1**	**36**	**471**	**13.1**	**37**	**1**	**8**	**271**	**33.9**	**54**	**0**	**38**	**13**	**405**	**10.7**	**52**	**0**

			RECEIVING					KICK RETURNS					PUNT RETURNS					
2000	**Opponents**	**P/S**	**No**	**Yds**	**Avg**	**Lg**	**TD**	**No**	**Yds**	**Avg**	**LG**	**TD**	**No**	**FC**	**Yds**	**Avg**	**Lg**	**TD**
09/03	Tampa Bay	S	7	70	10.0	26	0	-	-	-	-	-	4	3	118	29.5	66t	1
09/11	at N.Y. Jets	S	4	27	6.8	9	0	-	-	-	-	-	4	1	93	23.3	38	0
09/17	Minnesota	S	7	62	8.9	13	0	-	-	-	-	-	1	0	13	13.0	13	0
10/24	at Miami	p	4	38	9.5	15	0	-	-	-	-	-	3	2	25	8.3	16	0
10/01	at Denver	S	5	108	21.6	44t	2	-	-	-	-	-	3	1	22	7.3	12	0
10/08	Indianapolis	S	1	10	10.0	10	0	-	-	-	-	-	1	1	15	15.0	15	0
10/15	N.Y. Jets	S	5	73	14.6	24	0	-	-	-	-	-	3	1	35	35.0	20	0
10/22	at Indianapolis	S	6	78	13.0	27	0	-	-	-	-	-	0	2	0	0	0	0
11/05	Buffalo	S	3	49	16.3	20	0	-	-	-	-	-	5	0	64	12.8	25	0
11/12	at Cleveland	S	2	10	5.0	6	0	1	6	6.0	6	0	3	2	51	17.0	31	0
11/19	Cincinnati	S	8	110	13.8	24	0	-	-	-	-	-	2	1	11	5.5	8	0
11/23	at Detroit	S	4	27	6.8	13	0	-	-	-	-	-	0	0	0	0	0	0
12/04	Kansas City	S	12	119	9.9	23	1	-	-	-	-	-	0	2	0	0	0	0
12/10	at Chicago	S	5	46	9.1	19	1	1	9	9.0	9	0	3	2	14	4.7	9	0
12/17	at Buffalo	S	2	15	7.5	11	0	-	-	-	-	-	5	0	33	6.6	11	0
12/24	Miami	S	8	102	12.8	22	0	-	-	-	-	-	2	1	10	5.0	6	0
2000 Season Totals		**16/15**	**83**	**944**	**11.4**	**44t**	**4**	**2**	**15**	**7.5**	**9**	**0**	**39**	**19**	**504**	**12.9**	**66t**	**1**

			RECEIVING					KICK RETURNS					PUNT RETURNS					
2001	**Opponent**	**P/S**	**No**	**Yds**	**Avg**	**Lg**	**TD**	**No**	**Yds**	**Avg**	**Lg**	**TD**	**No**	**FC**	**Yds**	**Avg**	**Lg**	**TD**
09/09	at Cincinnati	p	7	106	15.1	31	1	-	-	-	-	-	0	3	0	0.0	0	0
09/23	N.Y. Jets	S	5	82	16.4	58	0	-	-	-	-	-	4	1	44	11.0	22	0
09/30	Indianapolis	S	3	21	7.0	9	0	1	13	13.0	13	0	2	1	22	11.0	12	0
10/07	at Miami	S	5	47	9.4	15	0	-	-	-	-	-	2	0	0	0.0	0	0
10/14	San Diego	S	11	117	10.6	23	0	-	-	-	-	-	1	1	40	40.0	40	0
10/21	at Indianapolis	p	8	120	15.0	60t	0	-	-	-	-	-	1	1	9	9.0	9	0
10/28	at Denver	S	9	86	9.6	18	1	-	-	-	-	-	1	1	7	7.0	7	0
11/04	at Atlanta	S	5	99	19.8	44t	1	-	-	-	-	-	2	2	10	5.0	7	0
11/11	Buffalo	p	2	25	12.5	16	0	-	-	-	-	-	1	1	29	29.0	29	0
11/18	St. Louis	S	8	91	11.4	23	0	-	-	-	-	-	1	0	7	7.0	7	0
11/25	New Orleans	S	7	91	13.0	19	1	-	-	-	-	-	0	2	0	0.0	0	0
12/02	at N.Y. Jets	S	8	59	7.4	18	0	-	-	-	-	-	2	0	0	0.0	0	0
12/09	Cleveland	S	7	89	12.7	18	0	-	-	-	-	-	4	0	125	31.3	85t	1
12/16	at Buffalo	S	5	62	12.4	26	0	-	-	-	-	-	4	0	33	8.3	15	0
12/22	Miami	S	5	59	11.8	18	0	-	-	-	-	-	2	0	17	8.5	10	0
01/06	at Carolina	S	6	45	7.5	17	0	-	-	-	-	-	2	2	70	35.0	68t	1
2001 Totals		**16/13**	**101**	**1199**	**11.9**	**60t**	**5**	**1**	**13**	**13.0**	**13**	**0**	**29**	**15**	**413**	**14.2**	**85t**	**2**
01/19	Oakland	S	4	43	10.8	29	0	-	-	-	-	-	5	0	49	9.8	27	0
01/27	at Pittsburgh	S	8	121	15.1	28	0	-	-	-	-	-	3	1	80	26.7	55t	1
02/03	St. Louis	S	6	89	14.8	23	0	1	15	15.0	15	0	1	1	4	4.0	4	0
2001 Postseason		**3/3**	**18**	**253**	**14.1**	**29**	**0**	**1**	**15**	**15.0**	**15**	**0**	**9**	**2**	**133**	**14.8**	**55t**	**1**

Career Transactions

Tedy Bruschi was drafted by the Patriots in the third round (86th overall) of the 1996 NFL draft … The selection was obtained from Detroit along with a 1996 fourth- (Chris Sullivan) and sixth-round (Marrio Grier) selection in exchange for New England's 1996 third-round selection (76th overall, Ryan Stewart) … Signed a three-year deal on July 17, 1996 ... Became an unrestricted free agent (2/11/00) ... Re-signed with the Patriots (3/23/00).

Career Highlights

★ **Career GP/GS: 93/47 (9/4)**

★ Bruschi started nine of 15 games in 2001 and finished third on the team with 73 tackles. He was part of a Patriots defense that limited opponents to an average of 17.0 points per game. It was the third lowest total in franchise history and the lowest during a 16-game season.

★ Recorded 15 tackles (13 solos), including 1.5 sacks during the 2001 postseason.

★ Started all 16 games at linebacker in 2000 and finished the season with 105 tackles (68 solos). It was his second consecutive season with over 100 tackles (138 in 1999).

★ Part of elite group of Patriot defenders who started in all 16 games during the 2000 season (Bobby Hamilton and Lawyer Milloy).

★ Started 14 games in 1999 and finished second on the team with 138 total tackles, including two sacks.

★ Bruschi recorded a career-high 14 tackles twice during the 1999 season, at N.Y. Jets (9/12/99) and at Buffalo (11/28/99).

★ Accepted the starting WLB responsibilities at mid-season in 1998 and finished fourth on the team with 81 tackles.

★ The NCAA's all-time sack leader has provided 15 sacks in six seasons as a Patriot. In the 14 regular season games in which Bruschi has recorded at least one sack, the Patriots are 13-1.

★ Recorded two sacks in Super Bowl XXXI vs. Green Bay, just one shy of the Super Bowl record.

★ Credited with two defensive tackles, two special teams tackles, two passes defensed and an interception in the 1996 AFC Championship Game to secure a 20-6 victory over Jacksonville (1/12/97).

★ Scored his first career touchdown (at any level of competition) at Baltimore (10/6/96) when he picked up a loose ball after a blocked punt by Larry Whigham and returned it four yards for a score.

★ Credited with a pair of sacks and forced his first career fumble at Baltimore (10/6/96).

BRUSCHI'S SPOTLIGHTS

★The *Sacramento Bee* ranked Tedy at the top of its list of the 100 best Sacramento area high school football players of all time.

★Tedy tied Derrick Thomas' all-time NCAA Division 1-A record with 52 career quarterback sacks while leading Arizona's "Desert Swarm" defense.

★Performed Fizzwater on his alto saxophone as part of a musical quintet at Symphony Hall in Boston to benefit the Longy School of Music.

Seasonal Reviews

2001 (15/9; 3/3): Started nine of 15 regular season games at linebacker and finished third on the team with 73 tackles (54 solos) … Credited with two sacks, forced three fumbles and recovered one … Registered a career-high two interceptions … Part of Patriots defense that limited opponents to only 272 points, their lowest total since the NFL switched to a 16-game schedule (1978) … Tallied 15 tackles (13 solos), including 1.5 sacks during the postseason. **N.Y. Jets (9/23):** Started at inside linebacker and posted six tackles as the Patriots limited the Jets to 238 total yards, the lowest total allowed by the Patriots in 2001. **Indianapolis (9/30):** Recorded seven tackles (5 solos) as the Patriots held the Colts to 82 yards rushing and forced four turnovers in their 44-13 victory over the Colts. **Indianapolis (10/21):** Recovered an Edgerrin James fumble forced by Ted Johnson in the second quarter on the Colts 24-yard line … The Patriots capitalized six plays later with a touchdown. **Denver (10/28):** Recorded his second career interception when he snatched a Brian Griese pass in the second quarter … The Patriots took advantage of the turnover three plays later with a touchdown. **Buffalo (11/11):** Recorded his first sack of the season when he brought down Rob Johnson for a four-yard loss … Forced Johnson to fumble on the play, but the Bills recovered … Part of defen-

sive front that held the Bills to only 241 yards, including just 69 yards rushing in their 21-11 victory. **St. Louis (11/18):** Intercepted his second pass of the season and the third of his career and returned it four yards … The turnover led to a 33-yard field goal … Teamed with Richard Seymour to tackle Marshall Faulk for a one-yard loss. **New York (12/2):** Teamed with Bryan Cox to tackle Jets running back Curtis Martin for no gain on the Patriot two-yard line in the first quarter, forcing the Jets to settle for a field goal … Sacked Vinny Testaverde on the final play of the second quarter … Forced Testaverde to fumble on the play, but the Jets recovered. **Cleveland (12/9):** Registered a season-high 10 tackles (8 solos) and was part of defensive front that held the Browns to just 50 yards rushing on 19 carries (2.6 avg.). **Buffalo (12/16):** Tackled Bills punt returner Peerless Price for a five-yard loss in punt coverage. **Miami (12/22):** Tied for a team-high with seven tackles and was part of defensive front that held the Dolphins to just 58 yards rushing on 19 carries (2.6 avg.) … Joined Roman Phifer to tackle Miami running back Travis Minor for a two-yard loss … Returned a short Miami kickoff 10 yards. **Oakland (1/19):** Finished second on the team with nine tackles (8 solos), including a sack of Raiders quarterback Rich Gannon … Teamed with Richard Seymour to tackle Charlie Garner for no gain … Teamed with Ty Law to stop Zack Crockett for no gain on third-and-one in the fourth quarter forcing a Raiders punt … Part of defensive front that held Oakland to just 77 yards rushing on 30 attempts (2.6 avg.). **Pittsburgh (1/27):** Teamed with Ted Johnson to sack Kordell Stewart for a loss of three yards … Recovered a Stewart fumble and returned it one yard to the Pittsburgh 35-yard line … Part of defensive front that held Pittsburgh to just 58 yards rushing and 2.6 yards per carry in their 24-17 victory in the AFC Championship game. **St. Louis (2/3):** Recorded four solo tackles in the Patriots 20-17 victory in Super Bowl XXXVI, including a stop of Marshall Faulk for no gain.



2000 (16/16): Started all 16 games at weakside linebacker and finished with 105 tackles (68 solos) … It was his second consecutive season with over 100 tackles (138 in 1999) … Finished second on the team in tackles for the second consecutive year … Recorded double-digit tackles in two games and at least seven tackles in seven games ... Led team in tackles during five games in 2000. **Tampa Bay (9/3):** Opened the season with a team-leading 12 tackles ... Stopped Buccaneers running back Warrick Dunn for 1-yard loss. **N.Y. Jets (9/11):** Tied for the team lead with five tackles (four solos) … Also credited with one special teams tackle and delivered a jarring hit on punt returner Damon Dunn and forced him to fumble (recovered by Jets) … Helped limit the Jets rushing attack to only 59 yards. **Minnesota (9/17):** Led team for the third straight game with 13 tackles (8 solos) … His 13 tackles was a season-high ... Ran Daunte Culpepper out of bounds for first sack of season. **Miami (9/24):** Limited the Dolphins to only 242 total yards, the lowest total by a Patriots opponent in 2000 … Stopped Lamar Smith for 2-yard loss forcing Dolphins to punt. **Denver (10/1):** Part of defense that held the Broncos to 79 yards rushing, their third-lowest total of the season in 28-19 win. **Indianapolis (10/8):** Led team for fourth time in six games, with nine tackles in 24-16 victory … Defense held Edgerrin James to 75 yards. **Cincinnati (11/19):** Credited with eight solo tackles, just one shy of his career high, in 16-13 win … Limited Corey Dillon to 79 yards rushing, including a long of only nine yards. **Kansas City (12/4):** Led team with seven tackles in 30-24 win … It was the fifth time he led the team in tackles during the season … Held the Chiefs to only 68 yards rushing, including only 30 yards by their leading rusher Tony Richardson. **Miami (12/24):** Closed out the season with eight tackles, eclipsing the 100 tackle mark for the second straight year … Limited the Dolphins, who entered the game averaging 123.1 yards rushing per game, to only 47 rushing yards.

1999 (14/14): Started 14 games at outside linebacker and recorded a career high 138 total tackles, including two sacks … Helped lead a spirited defensive unit which ranked eighth overall in the NFL in 1999, the highest ranking by a Patriots defensive unit since 1988 (fourth) ... Finished second on the team in tackles, despite missing two games due to a right knee sprain ... Only Lawyer Milloy (173) had more tackles … Credited with his first career interception, one of six passes defensed on the year … Recorded double-digit tackle totals in seven games … Led the team (or shared the lead) in tackles during four games. **N.Y. Jets (9/12):** Opened the season recording a career-high 14 total tackles and tied his career high with eight solo stops in a 30-28 victory over the Jets … His 14 tackles co-led the team, along with Milloy … Recorded his first sack of the season on Rick Mirer's first play of the game in the fourth quarter against the Jets. **Indianapolis (9/19):** Named defensive co-captain for the game and recorded 10 tackles, sharing team-high honors with Andy Katzenmoyer. **N.Y. Giants (9/26):** Combined with Willie McGinest to stop Kent Graham on a fourth-and-one attempt at the Patriots 41-yard line in the third … The Patriots responded with an 11-play, 58-yard scoring drive … Limited the Giants to just 57 yards

HONORS AND AWARDS

Shaw's Supermarkets 12th Man Award - 2000

Miller Lite Player of the Game Honors
11/28/99 at Buffalo
12/05/99 vs. Dallas

rushing and just 258 total net yards in a 16-14 victory over the Giants. **Cleveland (10/3):** Sacked Tim Couch on the opening possession of the game ... It was his second sack of the season and the 12th of his career ... Limited the Browns to just 70 yards rushing and just 250 total net yards in a 19-7 victory to help the Patriots to a 4-0 record. **Arizona (10/31):** Helped limit the Cardinals to just eight first downs and a defensive season-best 166 total net yards, including just 76 yards rushing, in a 27-3 victory ... The 90 yards passing was the lowest by a Patriot opponent since 1994. **Buffalo (11/28):** Named defensive co-captain for the game and earned Miller Lite Player of the Game honors for the first time of his career after recording a game-high 14 tackles vs. the Bills ... Led a defensive unit that held the Bills' vaunted rushing attack to just 11 yards on 12 carries in the first half and just 92 yards in the entire game. **Dallas (12/5):** Earned Miller Lite Player of the Game honors for the second consecutive week while leading the Patriots to a 13-6 victory over the Cowboys, the Patriots first win of the series in franchise history ... Limited the Cowboys rushing attack to just 63 yards on 23 carries (2.7 avg.), the second-best defensive effort of the season ... Held Emmitt Smith to just 75 yards rushing, his second-lowest total of the season, snapping a three game 100-yard rushing streak ... Dallas finished the game with just 203 total net yards, their lowest production of the season. **Philadelphia (12/19):** Recorded the first interception of his career when he stepped in front of Duce Staley to pick off a Koy Detmer attempt in the first quarter ... Finished the game with 12 tackles. **Buffalo (12/26):** Posted double-digit tackle totals for the second consecutive week with 13 stops against the Bills ... Recovered Eric Moulds' fumble, forced by Tony George, during the overtime period against the Bills. **Baltimore (1/2/00):** Extended his streak of double-digit tackle totals to an individual best three consecutive games when he recorded 10 tackles in the season finale to help the Patriots to a 20-3 victory over the Ravens ... Held the Ravens, who entered the game averaging 21.4 points per game, to a season-low three points.

1998 (16/7; 1/1): Played in every game for the third consecutive year ... Replaced an injured Todd Collins at weak-side linebacker at Buffalo (11/15) and started the last eight games of the season, including the Patriots wild-card playoff game in Jacksonville (1/3/99) ... Finished fourth on the team with a career-high 81 tackles, including a pair of sacks ... Opened the season in his now familiar role as a pass rush specialist, rushing the passer from a down-lineman position in the Patriots nickel and dime defenses ... Recorded his first sack of the season at New Orleans (10/4) ... His second sack came the following week in a 40-10 victory over Kansas City (10/11) ... He finished that game with three tackles, including a sack, a forced fumble and two special teams tackles ... Replaced Collins at WLB at Buffalo (11/15) and recorded a career-high with 10 defensive stops ... Had a repeat performance the following week, providing 10 tackles in a 26-23 win over Miami (11/23) ... Provided eight stops (6 solos), recorded a career-high three passes defensed and forced his second fumble of the season in a 25-21 victory over Buffalo (11/29) ... Posted a career-high with eight solo tackles at St. Louis (12/13) a mark he matched two weeks later in the season finale at New York (12/27) with eight solo hits and 10 total tackles ... Forced San Francisco wide receiver Jerry Rice to fumble, setting up a Patriots touchdown in 24-21 victory (12/20) ... Recorded seven solo stops the following week in the wild-card playoff game at Jacksonville.

1997 (16/1; 2/0): Saw action in every game for the second consecutive season … Posted 30 defensive tackles, including four sacks, and added 13 special teams stops ... His four sacks and 13 special teams tackles each ranked third on the team … Forced two fumbles, recovered one .,, Knocked Stan Humphries from the game in the season-opening victory over San Diego (8/31) ,,, Made his NFL starting debut at WLB at Indianapolis (9/7) and responded with four tackles, including his first sack of the season, and a fumble recovery … Collected four tackles, including his second sack of the season, vs. Chicago (9/21) **.**.. Recorded his third sack of the season two weeks later vs. Buffalo (10/12) … Selected as special teams captain vs. Green Bay (10/27) and recorded a season-high five defensive tackles … Left the game early due to a sprained ankle at Jacksonville (12/7) after recording two solo stops, including his fourth sack of the season … Collected three tackles in each of the Patriots playoff games, vs. Miami (12/28) and at Pittsburgh (1/3).

1996 (16/0; 3/0): Played in every game as a rookie, filling a role as a pass rush specialist and playing on many special teams units .,, Finished the season with 11 tackles, including four sacks ... Ranked third on the team with 17 special teams tackles ... Scored his first career touchdown at Baltimore (10/6) when he picked up a loose ball after a blocked punt by Larry Whigham and returned it four yards for a touchdown … It was his first touchdown scored at any level of competition … Also recorded two sacks and forced his first career fumble at Baltimore (10/6) … Registered a season-high with three special teams tackles at Indianapolis (10/20) and at the New York Giants (12/21) … Recorded a season-high with three solo tackles vs. the Jets (12/8) … Excelled in the playoffs, totaling seven tackles, two sacks, two passes defensed, an interception and four special teams tackles in three games … Made two defensive stops and assisted on a special teams tackle in the divisional playoff game vs. Pittsburgh (1/5/97) ...

SINGLE-GAME CAREER HIGHS

Regular Season

Tackles:	14	Two Times, Most Recent at Buffalo (11/28/99)
Solo:	9	at St. Louis (12/13/98)
Assisted:	7	Two Times, Most Recent vs. New York Giants (9/26/99)
Sacks:	2	at Baltimore (10/6/96)
Interceptions:	1	vs. St. Louis (11/18/01) at Denver (10/28/01) at Philadelphia (12/19/99)
Touchdowns:	1	at Baltimore (10/6/96) (4 yard blocked punt return)

Postseason

Tackles:	9	vs. Oakland (1/19/02)
Solo:	8	vs. Oakland (1/19/02)
Assisted:	1	(four times)
Sacks:	2	vs. Green Bay (1/26/97) Super Bowl
Interceptions:	1	vs. Jacksonville (1/12/97)

Credited with two defensive tackles, two special teams tackles, two passes defended and grabbed his first career interception late in the fourth quarter of the AFC Championship Game to secure a 20-6 victory over Jacksonville (1/12/97) ... Closed out his rookie campaign with three tackles, including two sacks in a 35-21 loss to Green Bay in Super Bowl XXXI (1/26/97) ... His two sacks set a team Super Bowl record and was just one shy of the all-time Super Bowl record.

College

Bruschi tied the NCAA Division I-A career sack record with 52.0 quarterback sacks, equaling the mark set by former Alabama All-American, the late Derrick Thomas... Bruschi graduated with 74 tackles for losses, which ranked sixth in Division I-A history ... Compiled 185 total tackles (137 solos), forced six fumbles and recovered five others during his collegiate career. 1995: Consensus All-American and All-Pacific-10 selection his senior year ... Totaled 56 tackles (44 solos), including 14.5 sacks (96 yards) and 19.5 tackles for losses of 110 yards ... His sack total ranked third in the nation ... Added four pass deflections and forced one fumble. 1994: Earned consensus All-America honors and was one of four finalists for the Lombardi Award, given annually to the top lineman in the nation ... He was also a finalist for Football News' National Defensive Player of the Year award ... Totaled 39 tackles, including 10 sacks for 65 yards and 15 tackles for losses. 1993: Earned Second-Team All-America honors after setting an all-time school record with 19 sacks (143 yards) as a sophomore, breaking the previous record of 15 (Steve Boadway in 1984) ... Earned first-team All-Pac-10 honors and was named the team's Most Valuable Player ... His 27.5 tackles for losses and 19 sacks were each career highs. 1992: Played strong-side outside linebacker prior to his transition to the defensive line in 1993 ... Started just one of 12 games and still managed to post 4.5 sacks for the season. 1991: Missed the first three games of the season due to a pinched nerve in his neck ... Returned and started vs. Long Beach State and Washington as a true freshman, but suffered a broken left thumb and was redshirted.

Personal

Tedy Lacap Bruschi was born on June 9, 1973 in San Francisco, Calif. ... He is the son of Anthony Sr. and Juanita ... He is one of three children ... His stepfather, Ron Sandys, was a professional tennis player ... Tedy attended Roseville (Calif.) High, where he lettered twice in football and was a two-year captain, earning all-conference, all-northern California and all-metro honors as a defensive tackle ... He also earned a letter in wrestling and two letters in track, competing in the shot put and discus ... He wrestled in the heavyweight division ... He earned his bachelor's degree in communications at Arizona ... Tedy and his wife, Heidi, have two sons, Tedy, Jr and Rex.

TEDY BRUSCHI

Pos: MLB **Ht:** 6-1 **Wt:** 245 **Year:** 7th **Acq:** D3-96 (86th) **College:** Arizona **Born:** 6/9/73

Regular Season			Tackles					Interceptions						Miscellaneous				
Year	Team	G/S	TT	UT	A	S	Yds	No	Yds	Avg	Lg	TD	PD	FF	FR	YDS	TD	SpT
1996	Patriots	16/0	11	10	1	4	26	0	0	0.0	0	0	0	1	0	4	1	17
1997	Patriots	16/1	30	25	5	4	21	0	0	0.0	0	0	1	2	1	0	0	13
1998	Patriots	16/7	81	56	25	2	15	0	0	0.0	0	0	5	3	0	0	0	7
1999	Patriots	14/14	138	77	61	2	8	1	1	1.0	1	0	6	1	1	0	0	0
2000	Patriots	16/16	105	68	37	1	1	0	0	0.0	0	0	5	0	0	0	0	3
2001	Patriots	15/9	73	54	19	2	4	2	7	3.5	4	0	3	3	1	0	0	3
Totals-6 Years		**93/47**	**438**	**290**	**148**	**15**	**75**	**3**	**8**	**2.7**	**4**	**0**	**20**	**10**	**3**	**4**	**1**	**43**
Postseason			**Tackles**					**Interceptions**						**Miscellaneous**				
1996	Patriots	3/0	7	7	0	2	14	1	12	6.0	12	0	2	0	0	0	0	4
1997	Patriots	2/0	6	3	3	0	0	0	0	0.0	0	0	2	0	0	0	0	1
1998	Patriots	1/1	7	7	0	0	0	0	0	0.0	0	0	0	0	0	0	0	0
2001	Patriots	3/3	15	13	2	1.5	7.5	0	0	0.0	0	0	0	0	1	1	0	1
Totals-4 Years		**9/4**	**35**	**30**	**5**	**3.5**	**21.5**	**1**	**12**	**6.0**	**12**	**0**	**4**	**0**	**1**	**1**	**0**	**6**

BRUSCHI'S CAREER GAME-BY-GAME

1996 Opponent	P/S	TT	UT	A	S/Yds	I/Yds	PD	FF	FR	SpT	W/L	Score
09/01 at Miami	p	-	-	-	- -	- -	-	-	-	-	L	10-24
09/08 at Buffalo	p	-	-	-	- -	- -	-	-	-	-	L	10-17
09/15 Arizona	p	1	-	1	- -	- -	-	-	-	2	W	31-0
09/22 Jacksonville	p	-	-	-	- -	- -	-	-	-	1	W	ot28-25
10/06 at Baltimore	p	2	2	-	2 9	- -	-	1	-	1	W	46-38
10/13 Washington	p	-	-	-	- -	- -	-	-	-	1	L	22-27
10/20 at Indianapolis	p	1	1	-	- -	- -	-	-	-	3	W	27-9
10/27 Buffalo	p	1	1	-	- -	- -	-	-	-	-	W	28-25
11/03 Miami	p	-	-	-	- -	- -	-	-	-	1	W	42-23
11/10 at N.Y. Jets	p	-	-	-	- -	- -	-	-	-	2	W	31-27
11/17 Denver	p	-	-	-	- -	- -	-	-	-	-	L	8-34
11/24 Indianapolis	p	1	1	-	- -	- -	-	-	-	1	W	27-13
12/01 at San Diego	p	2	2	-	1 9	- -	-	-	-	-	W	45-7
12/08 N.Y. Jets	p	3	3	-	1 8	- -	-	-	-	2	W	24-10
12/15 at Dallas	p	-	-	-	- -	- -	-	-	-	-	L	6-12
12/21 at N.Y. Giants	p	-	-	-	- -	- -	-	-	-	3	W	23-22
1996 Totals	**16/0**	**11**	**10**	**1**	**4/26**	**0/0**	**0**	**1**	**0**	**17**		**11-5**
1996 Postseason	**3/0**	**7**	**7**	**0**	**2/14**	**1/12**	**2**	**0**	**0**	**4**		**2-1**

1997 Opponent	P/S	TT	UT	A	S/Yds	I/Yds	PD	FF	FR	SpT	W/L	Score
08/31 San Diego	p	4	4	0	- -	- -	1	1	-	1	W	41-7
09/07 at Indianapolis	S	4	4	0	1 7	- -	-	-	1	-	W	31-6
09/14 N.Y. Jets	p	1	4	0	- -	- -	-	-	-	1	W	27-24
09/21 Chicago	p	4	2	2	1 0	- -	-	-	-	-	W	31-3
10/06 at Denver	p	0	0	0	- -	- -	-	-	-	1	L	13-34
10/12 Buffalo	p	2	2	0	1 9	- -	1	-	-	2	W	33-6
10/19 at N.Y. Jets	p	2	1	1	- -	- -	-	-	-	1	L	19-24
10/27 Green Bay	p	5	4	1	- -	- -	-	-	-	-	L	10-28
11/02 at Minnesota	p	0	0	0	- -	- -	-	-	-	1	L	18-23
11/09 at Buffalo	p	4	3	1	- -	- -	-	-	-	1	W	31-10
11/16 at Tampa Bay	p	0	0	0	- -	- -	-	-	-	1	L	7-27
11/23 Miami	p	2	2	0	- -	- -	-	-	-	1	W	27-24
11/30 Indianapolis	p	0	0	0	- -	- -	-	-	-	1	W	20-17
12/07 at Jacksonville	p	2	2	0	1 5	- -	-	-	-	-	W	26-20
12/13 Pittsburgh	p	0	0	0	- -	- -	-	-	-	2	L	21-24
12/22 at Miami	p	0	0	0	- -	- -	-	-	-	-	W	14-12
1997 Totals	**16/1**	**30**	**25**	**5**	**4/21**	**0/0**	**1**	**2**	**1**	**13**		**10-6**
12/28 Miami	p	3	2	1	- -	- -	1	-	-	1	W	17-3
01/03 at Pittsburgh	p	3	2	1	- -	- -	-	-	-	-	L	6-7
1997 Postseason	**2/0**	**6**	**4**	**2**	**0/0**	**0/0**	**1**	**0**	**0**	**1**		**1-1**

1998 Opponent	P/S	TT	UT	A	S/Yds	I/Yds	PD	FF	FR	SpT	W/L	Score
09/07 at Denver	p	0	0	0	- -	- -	-	-	-	-	L	21-27
09/13 Indianapolis	p	3	2	1	- -	- -	-	-	-	2	W	29-6
09/20 Tennessee	p	4	3	1	- -	- -	-	-	-	-	W	27-16
10/04 at New Orleans	p	4	3	1	1 7	- -	-	-	-	-	W	30-27
10/11 Kansas City	p	3	3	0	1 8	- -	-	1	-	2	W	40-10
10/19 N.Y. Jets	p	4	2	2	- -	- -	-	-	-	-	L	14-24
10/25 at Miami	p	0	0	0	- -	- -	1	-	-	1	L	9-12
11/01 at Indianapolis	p	7	6	1	- -	- -	1	-	-	1	W	21-16
11/08 Atlanta	p	1	0	1	- -	- -	-	-	-	1	L	10-41
11/15 at Buffalo	S	10	5	5	- -	- -	-	-	-	-	L	10-13
11/23 Miami	S	10	3	7	- -	- -	-	-	-	-	W	26-23
11/29 Buffalo	S	8	6	2	- -	- -	3	1	-	-	W	25-21
12/06 at Pittsburgh	S	3	3	0	- -	- -	-	-	-	-	W	23-9
12/13 at St. Louis	S	8	8	0	- -	- -	-	-	-	-	L	18-32
12/20 San Francisco	S	6	4	2	- -	- -	-	-	-	-	W	24-21
12/27 at N.Y. Jets	S	10	8	2	- -	- -	-	1	-	-	L	10-31
1998 Totals	**16/7**	**81**	**56**	**25**	**2/15**	**0/0**	**5**	**3**	**0**	**7**		**9-7**
01/03 at Jacksonville	S	7	7	0	- -	- -	-	-	-	-	L	10-25

1999 Opponent	P/S	TT	UT	A	S/Yds	I/Yds	PD	FF	FR	SpT	W/L	Score
09/12 at N.Y. Jets	S	14	8	6	1 2	- -	-	-	-	-	W	30-28
09/19 Indianapolis	S	10	6	4	- -	- -	1	1	-	-	W	31-28
09/26 N.Y. Giants	S	9	2	7	- -	- -	-	-	-	-	W	16-14
10/03 at Cleveland	S	7	4	3	1 6	- -	-	-	-	-	W	19-7
10/10 at Kansas City	S	7	6	1	- -	- -	-	-	-	-	L	14-16
10/17 Miami					inactive						L	30-31
10/24 Denver					inactive						W	24-23
10/31 at Arizona	S	6	3	3	- -	- -	-	-	-	-	W	27-3
11/15 N.Y. Jets	S	13	9	4	- -	- -	-	-	-	-	L	17-24
11/21 at Miami	S	8	6	2	- -	- -	1	-	-	-	L	17-27
11/28 at Buffalo	S	14	8	6	- -	- -	1	-	-	-	L	7-17
12/05 Dallas	S	8	4	4	- -	- -	1	-	-	-	W	13-6
12/12 at Indianapolis	S	7	3	4	- -	- -	1	-	-	-	L	15-20
12/19 at Philadelphia	S	12	6	6	- -	1/1	1	-	-	-	L	9-24
12/26 Buffalo	S	13	7	6	- -	- -	-	-	1	-	L	ot10-13
01/02 Baltimore	S	10	5	5	- -	- -	-	-	-	-	W	20-3
1999 Totals	**14/14**	**138**	**77**	**61**	**2.0/8.0**	**1/1**	**6**	**1**	**1**	**0**		**8-8**

2000 Opponent	P/S	TT	UT	A	S/Yds	I/Yds	PD	FF	FR	SpT	W/L	Score
09/03 Tampa Bay	S	12	7	5	- -	- -	-	-	-	-	L	16-21
09/11 at N.Y. Jets	S	5	4	1	- -	- -	1	1	-	1	L	19-20
09/17 Minnesota	S	13	8	5	1 1	- -	-	-	-	-	L	13-21
09/24 at Miami	S	3	2	1	- -	- -	-	-	-	-	L	3-10
10/01 at Denver	S	5	3	2	- -	- -	1	-	-	-	W	28-19
10/08 Indianapolis	S	9	5	4	- -	- -	1	-	-	1	W	24-16
10/15 N.Y. Jets	S	6	3	3	- -	- -	-	-	-	-	L	17-34
10/22 at Indianapolis	S	5	4	1	- -	- -	-	-	-	-	L	23-30
11/05 Buffalo	S	5	2	3	- -	- -	-	-	-	-	L	ot 13-16
11/12 at Cleveland	S	4	4	0	- -	- -	1	-	-	-	L	11-19
11/19 Cincinnati	S	8	8	0	- -	- -	-	-	-	-	W	16-13
11/23 at Detroit	S	7	3	4	- -	- -	-	-	-	-	L	9-34
12/04 Kansas City	S	7	4	3	- -	- -	-	-	-	-	W	30-24
12/10 at Chicago	S	6	3	3	- -	- -	-	-	-	-	L	17-24
12/17 at Buffalo	S	2	1	1	- -	- -	-	-	-	-	W	ot13-10
12/24 Miami	S	8	7	1	- -	- -	1	-	-	1	L	24-27
2000 Totals	**16/16**	**105**	**68**	**37**	**1/1**	**0/0**	**5**	**1**	**0**	**3**		**5-11**

2001 Opponent	P/S	TT	UT	A	S/Yds	I/Yds	PD	FF	FR	SpT	W/L	Score
09/09 at Cincinnati	S	6	4	2	- -	- -	-	1	-	-	L	17-23
09/23 N.Y. Jets	S	6	5	1	- -	- -	-	-	-	1	L	3-10
09/30 Indianapolis	S	7	5	2	- -	- -	-	-	-	-	W	44-13
10/07 at Miami	p	4	1	3	- -	- -	1	-	-	-	L	10-30
10/14 San Diego					Inactive						W	ot13-10
10/21 at Indianapolis	p	1	1	0	- -	- -	-	-	1	-	W	38-17
10/28 at Denver	p	3	3	0	- -	1 3	1	-	-	-	L	20-31
11/04 at Atlanta	p	2	1	1	- -	- -	-	-	-	-	W	24-10
11/11 Buffalo	p	1	1	0	1 4	- -	-	1	-	-	W	21-11
11/18 St. Louis	p	7	5	2	- -	1 4	1	-	-	1	L	17-24
11/25 New Orleans	S	4	2	2	- -	- -	-	-	-	-	W	34-17
12/02 at N.Y. Jets	S	6	6	0	1 0	- -	-	1	-	-	W	17-16
12/09 Cleveland	S	10	8	2	- -	- -	-	-	-	-	W	27-16
12/16 at Buffalo	S	7	6	1	- -	- -	-	-	-	1	W	ot12-9
12/22 Miami	S	7	4	3	- -	- -	-	-	-	-	W	20-13
01/06 at Carolina	S	2	2	0	- -	- -	-	-	-	-	W	38-6
2001 Totals	**15/9**	**73**	**54**	**19**	**2/4**	**2/7**	**3**	**3**	**1**	**3**		**11-5**
01/19 Oakland	S	9	8	1	1 6.0	- -	-	-	-	-	W	ot16-13
01/27 at Pittsburgh	S	2	1	1	0.5	1.5 -	-	-	1	1	W	24-17
02/03 St. Louis	S	4	4	0	- -	- -	-	-	-	-	W	20-17
2001 Postseason	**3/3**	**15**	**13**	**2**	**1.5/7.50**	**0/0**	**0**	**0**	**1**	**1**		**3-0**

Matt Chatham

LINEBACKER 58

6-4 ★ 248LBS ★ ACQ: CW (STL)-00
YEARS NFL/PATRIOTS: 3/3
CAREER GP/GS: 17/0 (3/0)
SOUTH DAKOTA ★ CRIMINAL JUSTICE
DOB 6/28/77 ★ SIOUX CITY, IA

Career Transactions

Matt Chatham was claimed off waivers from St. Louis by the New England Patriots on Aug. 28, 2000 ... Placed on injured reserve (11/22/00) … Waived by the Patriots (9/2/01) … Signed to the Patriots practice squad (9/4/01) … Signed to the Patriots active roster (9/23/01) … Released by the Patriots (9/25/01) ... Signed to the Patriots practice squad (9/26/01) … Signed to the Patriots active roster (10/3/01) … Originally signed by St. Louis as a rookie free agent on April 26, 1999 ... Released by the Rams (6/26/99) ... Re-signed by the Rams (2/11/00) ... Waived by the Rams (8/25/00).

Career Highlights

★ **Career GP/GS: 17/0 (3/0)**
★ Chatham has totaled two defensive tackles and 14 special teams tackles during his two-year career with the Patriots.
★ Finished third on team with 12 special teams tackles during the 2001 season.

Seasonal Reviews

2001 (11/0; 3/0): Finished third on team with 12 special teams tackles … Also totaled two solo defensive tackles during the regular season … Participated on special teams in all three postseason games and totaled three tackles. **N.Y. Jets (9/23):** Amassed two solo tackles at linebacker and one special teams tackle in his first action of the season. **Indianapolis (10/21):** Accumulated three special teams tackles against the Colts. **Atlanta (11/4):** Recorded two solo tackles in special teams play. **Miami (12/22):** Registered two solo tackles in special teams play as the Patriots limited the Dolphins to an average of 8.7 yards on three kickoff returns. **Carolina (1/6):** Notched two special teams tackles as the Patriots held the Panthers to nine yards on three punt returns (3.0 avg.). **Oakland (1/19):** Recorded two special teams tackles … Teamed with Larry Izzo to drop Raiders punt returner Charles Woodson for a 3-yard loss.

2000 (6/0): Played in six games during the 2000 season, exclusively on special teams … Recorded two special teams tackles. **Tampa Bay (9/3):** Recorded one special teams tackle on a kickoff return in the second quarter. **N.Y. Jets (9/11):** Played on special teams unit that limited Jets returners to five yards on four punt returns. **Indianapolis (10/22):** Contributed one special teams tackle.

1999 (0/0 - St. Louis): Chatham was signed by the Rams as a rookie free agent but was released prior to the regular season.

CHATHAM'S SPOTLIGHTS

★Matt became the first player from the University of South Dakota to be part of a Super Bowl Championship team following the Patriots 20-17 victory in Super Bowl XXXVI.
★Matt has spent time working with the Rhode Island Special Olympics during his career.

College

Chatham totaled 74 tackles (41 solo) and one interception during his senior year at South Dakota ... Earned second team all-North Central Conference and All-Academic NCC honors following his junior season ... Credited with 95 tackles and six interceptions as a junior.

Personal

Matthew Chatham was born the son of Jeff and Brenda Chatham on June 28, 1977 in Sioux City, Iowa ... Played wide receiver and safety at Sioux City (Iowa) High ... Caught 19 passes for 426 yards and notched five interceptions during his senior season ... Earned all-state honors in baseball ... Matt and his wife, Erin, were wed in the summer of 2001.

CHATHAM'S NFL STATISTICS

Defensive Tackles – 2001 (2)

Special Teams Tackles – 2000 (2), 2001 (12): Career Total (14); 2001 postseason (3)

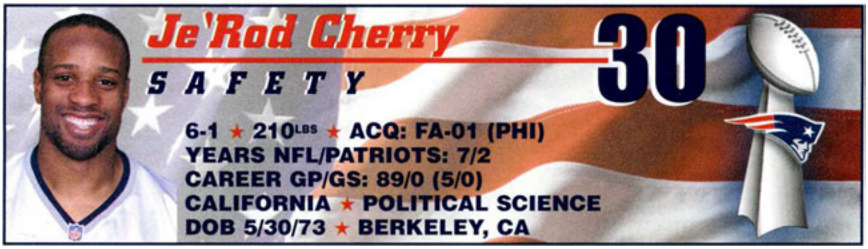

Career Transactions

Je'Rod Cherry was signed by the Patriots on July 25, 2001 ... Originally drafted by the New Orleans Saints in the second round of the 1996 NFL draft ... Re-signed with the Saints (7/21/99) … Signed with the Oakland Raiders (2/23/00) ,,, Released by the Raiders (8/27/00) … Signed with the Philadelphia Eagles (9/20/00) … Became unrestricted free agent (3/1/01).

Career Highlights

★ **Career GP/GS: 89/0 (5/0)**

★ During his six-year career, Cherry has totaled 81 special teams tackles.

★ Cherry led the Patriots during the 2001 postseason with six special teams tackles and finished tied for third on the team with 12 special teams tackles during the 2001 regular season.

★ Cherry led the Saints in special teams tackles for three straight seasons (1997-99).

CHERRY'S SPOTLIGHTS

★ **Je'Rod graduated with a masters degree in education in May 2000 from the University of California-Berkeley.**

★ **Je'Rod participated in the Morgan Memorial Thanksgiving Adopt-a-Family program in 2001, which provided Thanksgiving dinners for 100 needy Boston families.**

Seasonal Reviews

2001 (16/0, 3/0): Participated on special teams in all 16 regular season games, as well as in all three postseason games ,,, Led the team with six special teams tackles during the postseason … Finished tied for third on the team with 12 special teams tackles during the regular season. **Cincinnati (9/9):** Made Patriots debut and assisted on one special teams tackle. **Indianapolis (9/30):** Collected a game-high three special teams tackles as the Patriots limited the Colts to four yards on two punt returns (2.0 avg.) and 123 yards on seven kickoff returns (17.6 avg.). **Indianapolis (10/21):** Recovered a Mike Vanderjagt field goal attempt that had been blocked by Tebucky Jones at the Patriots six-yard line in the first quarter … Also assisted on one defensive tackle and one special teams tackle. **New Orleans (11/25):** Registered two solo tackles in special teams play … Dropped Saints punt returner Wayne McGarity for a one-yard loss. **Buffalo (12/16):** Collected two solo tackles in special teams play as the Patriots limited the Bills to negative 2 yards on two punt returns (-1.0 avg.). **Carolina (1/6):** Recorded one solo tackle in special teams play, two solo tackles and one pass defense in reserve action during the Patriots 38-6 victory over the Panthers. **Oakland (1/19):** Assisted on two special teams tackles in the Patriots 16-13 overtime victory. **Pittsburgh (1/27):** Recorded one solo special teams tackle, stopping Steelers punt returner Troy Edwards for no gain in the Patriots 24-17 victory. **St. Louis (2/3):** Recorded a game-high three solo special teams tackles, including dropping Rams punt returner Dre' Bly for a 1-yard loss in the Patriots 20-17 Super Bowl victory.

2000 (13/0, 2/0 - Philadelphia): Played in 13 regular season games and both post-season contests ... Posted 17 tackles on special teams during the regular season and added five in the post-season. **New Orleans (9/24):** Recorded two special teams tackles in his first game as an Eagle against his former team.

1999 (16/0 - New Orleans): Participated at safety and on special teams in all 16 games with the Saints … Posted a team-high 14 special teams tackles … Recorded his third straight season as the Saints leading special teams tackler … Added 14 defensive tackles (13 solos). **St. Louis (12/12):** Recorded a season-high six tackles.

1998 (15/0 - New Orleans): Participated in 15 games and accumulated 27 defensive tackles (23 solos), including two sacks and six passes defensed ... Led the team with 16 special teams tackles (14 solos). **Minnesota (11/8):** Notched a career-best seven tackles (5 solos), including a sack and two passes defensed.

1997 (16/0 - New Orleans): Appeared in all 16 games and led the Saints with 14 special teams (13 solos) stops ... Added five tackles on defense. **Chicago (10/5):** Recorded four tackles against the Bears.

1996 (13/0 - New Orleans): A second round draft choice of the Saints, appeared in 13 games as a rookie, mainly on special teams ... Tallied eight tackles on special teams while adding eight tackles, one pass defensed and one fumble recovery from the safety position. **Baltimore (9/29):** Made defensive debut and recorded his first NFL tackle. **N.Y. Giants (12/15):** Recovered a fumble, batted down a pass and recorded a special teams tackle.

College

Concluded his senior season with a career high 91 tackles and an interception ... Also returned 18 kickoffs for 21.4 yard average ... Captured All-Pac 10 honorable mention and first team Pac-10 All-Academic selections in each of his final two years ... Earned the Bob Simmons Award given to Cal's freshman MVP.

Personal

Je'Rod L. Cherry was born on May 30, 1973 in Berkeley, Cailf. ... Garnered Oakland Tribune and All-East Bay first team selections as both a safety and a wide receiver at Berkeley (Calif.) High ... Also lettered in track ... Earned his undergraduate degree in political science with a 3.2 GPA ... Graduated with master's degree in education in May 2000.

JE'ROD CHERRY

Pos: DB **Ht:** 6-1 **Wt:** 210 **Year:** 7th **Acq:** FA-01 (PHI) **College:** California **Born:** 5/30/73

Regular Season			Tackles					Interceptions				Miscellaneous			Postseason				
Year	Team	G/S	TT	UT	A	S	Yds	No	Yds	TD	PD	FF	FR	SpT	G/S	TT	UT	A	SpT
1996	Saints	13/0	8	6	2	0.0	0	0	0	0	1	0	1	8	0/0	-	-	-	-
1997	Saints	16/0	5	5	0	0.0	0	0	0	0	0	0	0	14	0/0	-	-	-	-
1998	Saints	15/0	27	23	4	2.0	19	0	0	0	6	0	0	16	0/0	-	-	-	-
1999	Saints	16/0	14	13	1	0.0	0	0	0	0	2	0	0	14	0/0	-	-	-	-
2000	Eagles	13/0	0	0	0	0.0	0	0	0	0	0	0	1	17	2/0	0	0	0	5
2001	Patriots	16/0	3	2	1	0.0	0	0	0	0	1	0	0	12	3/0	0	0	0	6
Totals-6 years		**89/0**	**57**	**49**	**8**	**2.0**	**19**	**0**	**0**	**0**	**10**	**0**	**2**	**81**	**5/0**	**0**	**0**	**0**	**11**

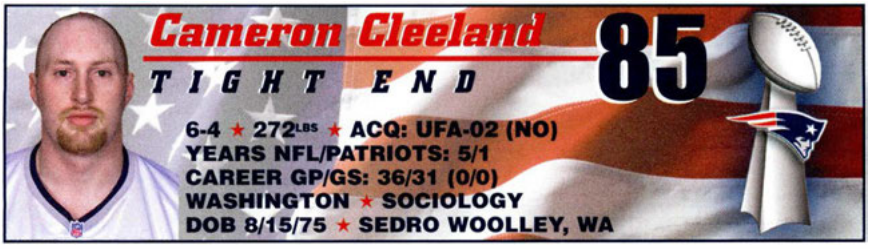

Career Transactions

Cameron Cleeland was signed by the Patriots on March 28, 2002 ... Originally drafted in the second round (40th overall) of the 1998 NFL Draft by the New Orleans Saints ... Placed on the injured reserve list (8/22/00) after undergoing surgery for a ruptured Achilles' tendon ... Placed on injured reserve list (12/26/01).

Career Highlights

★ **Career GP/GS: 36/31 (0/0)**

★ Cleeland led all Saints tight ends and finished third on the team with four touchdown receptions while playing in nine games during the 2001 season.

★ During his rookie season, Cleeland led the Saints with 54 receptions and six touchdown catches and ranked second with 684 yards receiving.

★ Cleeland's 54 receptions tied a Saints rookie record (Tony Galbreath; 1976) and was the second highest total by a tight end in team history (57, Wesley Walls; 1995).

★ Cleeland's six receiving scores as a rookie tied wide receiver Danny Abramowicz (1967) for the most touchdown receptions by a Saints rookie. It also tied him for second in touchdown receptions by a Saints tight end (Toby Brenner, 1984; Henry Childs, 1980) in team history.

★ Cleeland established career highs with 10 receptions for 112 yards vs. Buffalo (12/27/98).

Seasonal Reviews

2001 (9/7 – New Orleans): Started seven of nine games and totaled 13 receptions for 138 yards with four touchdowns ... Cleeland led all Saints tight ends and finished third on the team with four touchdown receptions ... Cleeland and fellow tight end Boo Williams combined for seven touchdowns, marking the most by the position since Wesley Walls and Irv Smith combined for seven in 1995. **Buffalo (9/9):**

Opened the season with two receptions for 14 yards, including a 12-yard touchdown in the Saints 24-6 victory over the Bills. **Carolina (10/14):** Set a career-high with two touchdown receptions (11 and 16 yards) ... Totaled three catches for 38 yards in the Saints 27-25 victory. **Atlanta (10/21):** Caught a season-high 19-yard scoring reception. **St. Louis (10/28)**: Recorded season-highs with four catches for 43 yards in the Saints 34-31 victory over the Rams.

2000 (0/0 – New Orleans): Spent the season on the injured reserve after suffering a ruptured Achilles' tendon injury in the first preseason game against the N.Y. Jets (7/29).

1999 (11/8 – New Orleans): Played in 11 games, with eight starts and caught 26 passes for 325 yards (12.5 avg.) and one touchdown ... Led all tight ends and ranked fifth with 26 receptions and fourth with 325 yards. **Atlanta (10/10):** Caught a season-high 31-yard reception, while totaling five catches for 69 yards. **Tennessee (10/17):** Established a season-high with seven catches for 84 yards against the Titans. **St. Louis (12/12):** Snared his lone touchdown of the season on a two-yard reception. **Baltimore (12/19)**: Scored a two-point conversion and also grabbed an 11-yard pass.

1998 (16/16 – New Orleans): Turned in one of the most prolific seasons by a tight end in Saints history with a team-leading 54 receptions for 684 yards and six touchdowns ... Voted a second alternate to the NFC Pro Bowl team ... Cleeland's 54 receptions tied the team's rookie record, and were the second-most in team history by a tight end (Wesley Walls, 57; 1995) ... His six receiving scores as a rookie tied wide receiver Danny Abramowicz (1967) for the most touchdown receptions by a Saints rookie ... It also tied him for second in touchdown receptions by a tight end (Toby Brenner, 1984; Henry Childs, 1980) in team history ... Named to All-Rookie teams by *Pro Football Weekly, College & Pro Football Weekly, Football News* and *Football Digest* in 1998. **St. Louis (9/6):** Opened his NFL career with four catches for 82 yards (20.5 avg.) in the Saints 24-17 victory. **Indianapolis (9/27):** Caught his first NFL touchdown in dramatic fashion, grabbing a 33-yard score in overtime to give the Saints a 19-13 victory over the Colts. **New England (10/4):** Led all receivers with eight catches for 64 yards, including a 1-yard touchdown reception. **Arizona (12/20):** Scored on a 13-yard pass with just over a minute to play to give the Saints a 17-16 lead ... Tied for team-high with seven catches for 71 yards (11.2 avg.). **Buffalo (12/27):** Closed out his rookie season by setting career-highs with 10 catches and 112 yards, including a five-yard score.

CLEELAND'S SPOTLIGHTS

★Cam lettered on the University of Washington baseball team as a first baseman and started 24 of 28 games. In 1993, he helped the Huskies compile a school single season record 48-16 mark as it advanced to the regional finals of the NCAA Championships.

★Cam's 54 receptions as rookie in 1998 tied the Saints rookie record and were the second-most in team history by a tight end (Wesley Walls, 57 - 1995).

College

Cleeland ranks sixth among Washington tight ends on the school's career-record list with 50 receptions ... Voted All-Pac 10 Conference first-team choice in 1997 ... Started 10 games and caught 19 passes for 276 yards (14.5 avg.) and two touchdowns as a senior ... Established career-highs with 23 catches for 354 yards and three scores during his junior season ... Lettered on the Huskies' baseball team as a first baseman, starting 24 of 28 games in 1994, batting .278 with three home runs ... In 1993, helped the Huskies compile a school season-record 48-16 mark as they advanced to the regional finals in the NCAA Championships.

Personal

Cameron Ross Cleeland was born on Aug. 15, 1975 in Sedro Woolley, Wa. ... Scholastic Coach & *USA Today* All-America honorable mention at Sedro Woolley (Wa.) High ... Rated one of the nation's premier high School tight ends ... All-state selection by the *Seattle Post-Intelligencer* ... Two-time All-Northwest League first-team pick ... Caught 63 passes for 1,083 yards (17.2 avg.) and nine touchdowns during his career ... Selected for the East-West All-Star game ... Added all-league honors in basketball and baseball ... Team captain in all three sports ... Honor roll student ... Uncle, Phil Misley, played in the Milwaukee Braves Class AAA minor league baseball organization, 1956-58 ... Married (Mindy) ... Majored in Sociology at Washington.

SINGLE-GAME CAREER HIGHS

Receptions:	10	Buffalo (12/27/98)
Yards:	112	Buffalo (12/27/98)
Longest Rec.:	53	at Carolina (11/1/98)
Touchdowns:	2	at Carolina (10/14/01)

CAMERON CLEELAND

Pos: TE **Ht:** 6-4 **Wt:** 272 **Year:** 5th **Acq:** UFA-02 (NO) **College:** Washington **Born:** 8/15/75

Regular Season			Receiving					Miscellaneous					
Year	**Team**	**G/S**	**No**	**Yds**	**Avg**	**Lg**	**TD**	**Fumbles**	**Yds**	**Own Rec**	**2 pt**	**Spt**	**Misc Tkl**
1998	Saints	16/16	54	684	12.7	53	6	1	7	2	0	0	0
1999	Saints	11/8	26	325	12.5	31	1	1	0	0	1	0	0
2000	Saints			Injured Reserve									
2001	Saints	9/7	13	138	10.6	19t	4	1	0	0	0	0	0
Totals-3 years		**36/31**	**93**	**1,147**	**12.3**	**53**	**11**	**3**	**7**	**2**	**1**	**0**	**0**

CLEELAND'S CAREER GAME-BY-GAME

1998	**Opponent**	**P/S**	**No**	**Yds**	**Avg**	**Lg**	**TD**	**W/L**	**Score**
09/06	at St. Louis	S	4	82	20.5	34	0	W	24-17
09/13	Carolina	S	1	19	19.0	19	0	W	19-14
09/27	at Indianapolis	S	3	49	13.3	33t	1	W	19-13ot
10/04	New England	S	8	64	10.6	15	1	L	27-30
10/11	San Francisco	S	2	27	13.5	15	0	L	0-31
10/18	at Atlanta	S	3	42	14.0	23	0	L	23-31
10/25	Tampa Bay	S	4	55	13.8	19	0	W	9-3
11/01	at Carolina	S	3	62	20.7	53	1	L	17-31
11/08	at Minnesota	S	0	0	0.0	0	0	L	24-31
11/15	St. Louis	S	2	19	9.5	10	1	W	24-3
11/22	at San Francisco	S	4	50	12.5	28	0	L	20-31
11/29	at Miami	S	1	29	29.0	29	0	L	10-30
12/06	Dallas	S	0	0	0.0	0	0	W	22-3
12/13	Atlanta	S	2	3	1.5	8	0	L	17-27
12/20	at Arizona	S	7	71	10.1	23	1	L	17-19
12/27	Buffalo	S	10	112	11.2	24	1	L	33-45
1998 Totals		**16/16**	**54**	**684**	**12.7**	**53**	**6**		**6-10**

1999	**Opponent**	**P/S**	**No**	**Yds**	**Avg**	**Lg**	**TD**	**W/L**	**Score**
09/12	Carolina		inactive					W	19-10
09/19	at San Francisco	S	2	32	16.0	26	0	L	21-28
10/03	at Chicago	S	1	13	13.0	13	0	L	10-14
10/10	Atlanta	S	5	69	13.8	31	0	L	17-20
10/17	Tennessee	S	7	84	12.0	23	0	L	21-24
10/24	at N.Y. Giants		inactive					L	3-31
10/31	Cleveland	P	1	8	8.0	8	0	L	16-21
11/07	Tampa Bay	P	2	39	19.5	24	0	L	16-31
11/14	San Francisco		inactive					W	24-6
11/21	at Jacksonville		inactive					L	23-41
11/28	at St. Louis	P	5	62	12.4	24		L	12-43
12/05	at Atlanta	S	0	0	0.0	0	0	L	12-35
12/12	St. Louis	S	1	2	2.0	2t	1	L	14-30
12/19	at Baltimore	S	1	11	11.0	11	0	L	8-31
12/24	Dallas	S	1	5	5.0	5	0	W	31-24
01/02	at Carolina		inactive					L	13-45
1999 Totals		**11/8**	**26**	**325**	**12.5**	**31**	**1**		**3-13**

2000	**Opponent**	**P/S**	**No**	**Yds**	**Avg**	**Lg**	**TD**	**W/L**	**Score**
			injured reserve						
2000 Totals		**0/0**	**0**	**0**	**0.0**	**0**	**0**		**10-6**

2001	**Opponent**	**P/S**	**No**	**Yds**	**Avg**	**Lg**	**TD**	**W/L**	**Score**
09/09	at Buffalo	S	2	14	7.0	12t	1	W	24-6
09/30	at N.Y. Giants	S	1	3	3.0	3	0	L	13-21
10/07	Minnesota	P	0	0	0/0	0	0	W	28-15
10/14	at Carolina	S	3	38	12.7	16t	2	W	27-25
10/21	Atlanta	S	1	19	19	19t	1	L	13-20
10/28	at St. Louis	S	4	43	10.8	14	0	W	34-31
11/04	N.Y. Jets		inactive					L	9-16
11/11	at San Francisco		inactive					L	27-28
11/18	Indianapolis		inactive					W	34-20
11/25	at New England		inactive					L	17-34
12/02	Carolina		inactive					W	27-23
12/09	at Atlanta	P	0	0	0.0	0	0	W	28-10
12/17	St. Louis	S	2	21	10.5	12	0	L	21-34
12/23	at Tampa Bay	S	0	0	0.0	0	0	L	21-48
12/30	Washington		placed on injured reserve					L	10-40
01/06	San Francisco							L	0-38
2001 Totals		**9/7**	**13**	**138**	**10.6**	**19t**	**4**		**7-9**



Career Transactions

Fred Coleman was signed by the Patriots on November 8, 2001 ... Re-signed with the Patriots (3/29/02) ... Originally drafted in the sixth round (160th overall) of the 1998 NFL draft by the Buffalo Bills ... Waived by the Bills (8/31/98) and signed to their practice squad (9/1/98) ... Signed by Philadelphia (1/19/99) but was later released

(9/1/99) ... Signed by the N.Y. Jets (10/18/99) and was placed on their practice squad ... Released by the Jets (8/22/00) ... Signed by the Chicago Bears (4/24/01) but was later released (9/3/01).

Career Highlights

★**Career GP/GS: 8/0 (3/0)**

Seasonal Reviews

2001 (8/0, 3/0): Signed with the Patriots on Nov. 8, 2001 and saw reserve action in eight regular season games ... Also participated in all three postseason games ... Grabbed the first two receptions of his career during the 2001 season ... Recorded two special teams tackles in the regular season and one in the postseason. **Buffalo (11/11):** Made his NFL debut and saw reserve action at wide receiver. **N.Y. Jets (12/2):** Recorded his first NFL reception when he caught a Tom Brady pass for a 46-yard gain ... The play converted a third-and-three and gave the first-and-goal at the Jets four-yard line ... The Patriots scored two plays later on an Antowain Smith four-yard run. **Cleveland (12/9):** Registered the first two special teams tackles, both solos, of his career. **Miami (12/22):** Recovered a muffed kickoff return at the Miami 42-yard line and New England took advantage of the turnover with an Adam Vinatieri 23-yard field goal ... Successfully caught a Dolphins onside kickoff attempt late in the fourth quarter, allowing the Patriots to run out the clock on a 20-13 victory. **Carolina (1/6):** Caught one pass for four yards. **Oakland (1/19):** Participated on special teams in his first career postseason game, but did not record any statistics. **Pittsburgh (1/27):** Credited with one solo special teams tackle in the Patriots 24-17 victory in the AFC Championship Game.

COLEMAN'S SPOTLIGHTS

★**Fred played with the Chicago Enforcers of the XFL during their 2001 season.**

★**Fred is a native of Tyler, Texas, the same town that produced Hall of Fame running back Earl Campbell.**

2000 (0/0 - No Team): Out of NFL

1999 (0/0 – N.Y. Jets): Signed by the Jets (10/18) and spent the remainder of the season on the practice squad.

1998 (0/0 - Buffalo): Drafted in the sixth round by the Bills (160th overall) and spent the season on the Bills practice squad.

College

Coleman caught 97 passes for 1,588 yards (16.4 avg.) and 11 touchdowns during his career at Washington (1994-97) ... Ranked sixth in Washington annals with 1,588 yards and eighth with 97 receptions ... Started every game of his senior season and had three 100-yard receiving games ... Recorded career-highs with 42 catches, 723 yards and seven touchdowns during his senior season ... Accumulated a career-high 10 receptions for 140 yards against UCLA ... Played in all 11 games and earned five starts as a junior ... Recorded a career-high 141 receiving yards on four catches vs. Arizona ... Started all 11 games at flanker and was an honorable mention All-Pac 10 selection as a sophomore ... Caught 32 passes for 498 yards (15.6 avg.) and four touchdowns during his sophomore season.

Personal

Fredrick Dewayne Coleman was born on Jan. 31, 1975 in Tyler, Texas ... Rated the state's best receiver as a senior at Lee High in Tyler, Texas ... Earned first-team all-state honors during his senior year with 61 catches for 1,244 yards and 14 touchdowns ... Also an all-district selection in basketball ... Majored in society and justice and minored in sociology at Washington.

FRED COLEMAN

Pos: WR **Ht:** 6-0 **Wt:** 192 **Year:** 2nd **Acq:** FA-01 **College:** Washington **Born:** 1/31/75

Regular Season			Receptions					Kickoff Returns					Miscellaneous			
Year	Team	G/S	No	Yds	Avg	Lg	TD	No	Yds	Avg	Lg	TD	No	Lost	SpT	Misc.
2001	Patriots	8/0	2	50	25.0	46	0	0	0	0	0	0	0	0	2	0
Postseason			**Receptions**					**Kickoff Returns**					**Miscellaneous**			
2001	Patriots	3/0	0	0	0.0	0	0	0	0	0.0	0	0	0	0	1	0

Mike Compton

GUARD/CENTER 77

6-6 ★ 310LBS ★ ACQ: UFA-01 (DET)
YEARS NFL/PATRIOTS: 10/2
CAREER GP/GS: 120/102 (6/6)
WEST VIRGINIA ★ PHYSICAL EDUCATION
DOB 9/18/70 ★ RICHLANDS, VA

Career Transactions

Mike Compton signed with the Patriots as an unrestricted free agent on April 2, 2001 ... Originally drafted by Detroit in the third round of the 1993 NFL draft (68th overall) ... Signed with the Lions (6/4/93).

Career Highlights

★**Career GP/GS: 120/102 (6/6)**

★Compton opened holes for the Patriots running game in 2001, which improved to the 12th ranked rushing attack in the NFL (112.2 yards per games) from the 26th (86.9) in 2000.

★Compton was one of three Patriots offensive lineman to start all 19 games in 2001 (Joe Andruzzi and Greg Robinson-Randall).

★In 1997, Mike started every game on a Detroit offensive line that produced the NFL's third 2,000-yard rusher in the league's history, as Barry Sanders rushed for over 100 yards in 14 of his 16 regular season games.

★Compton has played every position on the offensive line during his NFL career.

★Played in his 100th career game vs. New England (11/23/00).

COMPTON'S SPOTLIGHTS

★After rushing for 2,053 yards in 1997, Barry Sanders treated Mike Compton and the rest of the Detroit Lions' offensive line with trips to the 1998 Pro Bowl in Hawaii.

★Recipient of the University of West Virginia's Ira E. Rogers Award, given to the Mountaineer who shows high leadership and academic qualities as well as football performance.

★In high school, he was an Athletic Director's Academic Honor Roll student, earning a 4.0 GPA.

Seasonal Reviews

2001 (16/16, 3/3): Started all 16 regular season games on the offensive line ... One of three Patriots offensive lineman to start all 19 games (Joe Andruzzi and Greg Robinson-Randall) ... Helped pave the way for running back Antowain Smith's four 100-yard games during the 2001 season. It was the highest single-season total since Robert Edwards recorded four in 1998 ... Compton rotated to center and Damien Woody moved to guard in shotgun formations during the season. **Indianapolis (9/30):** Blocked for a rushing attack that gained 177 yards on 39 carries (4.5 avg.) and scored three touchdowns in the Patriots 44-13 victory. **San Diego (10/14):** Started at center as the team opened in a shot-gun formation and played his normal guard position for most of the game ... Helped power the offense to a season-high 30 first downs and 374 yards of total offense in their 29-26 overtime victory. **Indianapolis (10/21):** Part of offensive line that led the way for 123 yards rushing and did not allow a sack. **Atlanta (11/4):** Cleared the way for a rushing attack that accumulated 135 yards rushing on 34 carries (4.0 avg.), including the team's first 100-yard rusher of the year (Smith – 117 yards) ... Threw the key block on a Tom Brady to Smith screen pass that gained 18 yards in the first quarter. **Buffalo (11/11):** Blocked for a Patriots offense that gained 134 yards rushing on 31 carries (4.3 avg.), including Smith's second consecutive 100-yard rushing performance ... It was the first time a Patriots running back recorded consecutive 100-yard games since Robert Edwards in 1998 (12/13/98 – 12/20/98). **New Orleans (11/25):** Powered the Patriots offense to a season-high 432 yards of total offense, including 191 yards rushing on 38 carries (5.0 avg.) and their third 100-yard rusher in four games (Smith's 111 yards) ... Led the way down the field along with center Damien Woody on Smith's 44-yard screen pass for a touchdown. **Miami (12/22):** Helped lead the offense to a season-high 196 yards rushing on 44 carries (4.5 avg.) and their fourth 100-yard rusher of the season (Smith's 156 yards). **Oakland (1/19):** Started in his sixth career postseason game as the Patriots accumulated 365 total yards of offense in their 16-13 overtime victory ... The offensive line yielded only two sacks on 52 pass attempts against the Raiders. **St. Louis (2/3):** Started at guard and was part of an offensive line that led the way for a game-high 133 yards rushing on 25 attempts (5.3 avg.) in the Patriots 20-17 victory in Super Bowl XXXVI.

2000 (16/16-Detroit): Started every game for the Detroit Lions, opening the season at center before switching to guard for the fourth through the 10th game ... Returned to start at center for the final five games of the regular season when the Lions re-instituted their shotgun formation into the passing game ... Served as the chief signal caller on the line ... Moved to left guard to stabilize a position that had lost three players due to injuries and started Weeks 4-10 ... Helped pave the way for Stewart's first two 100-yard games, vs. Minnesota (10/1) and at Tampa Bay (10/19) ... Centered a line that did not give up a sack at Green Bay (12/10) ... Played in his 100th career game vs. New England (11/23) ... Helped the Lions to a season-high 210 yards rushing against the New York Jets (12/17), including a career-high 164-yard rushing effort by James Stewart, in a 10-7 win.

1999 (15/15; 1/1 - Detroit): Started 15 regular season games and one playoff game for the Lions ... Started 15 of the 16 games, including the playoffs, at center after starting the previous three seasons at left guard ... His one other start came at left tackle in place of Ray Roberts in the season finale at Minnesota (1/2/00) ... Made all of the calls along the offensive line ... Missed season opener at Seattle (9/12) with a left knee injury, but returned to starting lineup for the remainder of the season ... His start at left tackle in the season finale was the fifth of his career at that position, having started two games each at that spot midway through 1997 and in the first two games of 1995.

1998 (16/16-Detroit): Started every game at left guard ... Played at a high level throughout the season, both in pass protection and in paving the way for Barry Sanders' 10th 1,000-yard rushing season in a row ... He was on the field for every offensive play for the Lions during the season ... Spent considerable time playing center vs. Tampa Bay (9/28) after Jim Pyne left the game with a pulled groin ... Accepted the role as team's long-snapper in PAT and field goal placements for fourth straight season.

1997 (16/16; 1/1-Detroit): Enjoyed a solid season, starting all 16 games, plus the team's NFC wild-card playoff game at Tampa Bay (12/28)... Played with a broken bone in his hand for the final four games of the season, including the playoffs, but did not miss any playing time ... Started 14 games at left guard, shifting to left tackle at Tampa Bay (10/12) and vs. N.Y. Giants (10/19) with Ray Roberts out due to a knee injury ... Major part of an offensive line that opened holes as Sanders set an NFL record with 14 straight 100-yard rushing games and became only the third player ever to rush for over 2,000 yards in a season ... Sanders treated him and the other four starting offensive linemen with a trip to Honolulu for the Pro Bowl in February 1998.

1996 (15/15-Detroit): Started 15 games at left guard ... Missed just one game vs. Seattle (11/17) after suffering a sprained ankle at San Diego (11/11)... Returned to lineup the following week at Chicago (11/24) and remained there for the final four games of the season ... Served as club's snapper for field goals and PAT's for the second consecutive year.

1995 (16/7; 1/1-Detroit): Started seven of 16 regular season games and handled the long snapping responsibilities on field goals and extra points ... Also served as Detroit's primary backup at left tackle, both guard positions and at center ... Started the first two games of his career at left tackle (a position he had not previously played) due to the contract holdout of Lomas Brown ... Made his NFL starting debut at Pittsburgh (9/3) where he spent the afternoon battling Pittsburgh All-Pro linebacker Greg Lloyd, who recorded just three tackles ... Started at left tackle again the following week at Minnesota (9/10), but was shifted to left guard on the second play of the game to replace injured Doug Widell ... Started the following three games at left guard vs. Arizona (9/17), vs. San Francisco (9/25) and vs. Cleveland (10/8) in place of Widell ... Did not play on offense at Green Bay (10/15) ... Saw limited time at left tackle at Washington (10/22) for Brown, who missed part of a series due to muscle cramps ... Did not play on offense during the next six games ... Subbed for Widell at left guard briefly at Houston (12/10) ... Started at left guard for the final two regular season games vs. Jacksonville (12/17) and at Tampa Bay (12/23) and in the NFC wild-card game at Philadelphia (12/30) ... Also saw time at tackle and center vs. the Jaguars.



1994 (2/0; 0/0-Detroit): Saw action in just two games in short-yardage situations ... Active, but did not play in 14 other regular season games

and the NFC wild-card game at Green Bay (12/31) ... Served as snapper on field goals and PATs in preseason.

1993 (8/0; 1/0-Detroit): Saw action in eight games as a reserve his rookie season ... Made his NFL debut vs. Seattle (10/17), giving center Kevin Glover relief late in the game ... Also filled in at center for Glover late in the game vs. Tampa Bay (11/7) ... Played on special teams in the final five regular season games and the a playoff game vs. Green Bay (1/8).

College

1992: Earned first-team All-American and All-Big East Conference honors by The Sporting News, the Poor Man's Guide to the NFL Draft, Football News and Associated Press (AP) as a senior at West Virginia ... One of the six recipients of the NCAA's Top Scholar/Athlete Award ... Finalist for the 1992 Lombardi Award, given to the top lineman in college football ... Did not allow a sack or pressure all year and averaged five knockdown blocks per game. 1991: Earned first-team All-Big East Conference honors by AP his junior year ... Recipient of the Ira E. Rogers Award, given to the Mountaineer who shows high leadership and academic qualities as well as football performance ... Graduated in 1993 with a teaching degree in physical education and health education.

CAREER STATISTICS

Fumbles - 1996 (1), 2001 (1)

Fumble Recoveries - 1999
(2 for 8 yards)

Personal

Michael Eugene Compton was born Sept. 18, 1970 ... He earned All-Southwest District, all-state, Blue Chip All-American and district Lineman of the Year honors at Richlands (Va.) High ... He was also an Athletic Director's Academic Honor Roll student, earning a 4.0 grade point average ... He offered his support to D.A.R.E. programs while in Detroit ... Coached high school baseball in Richlands during the 1995-97 offseasons ... Enjoys golf and spending time with his family ... He is the father of three children: Jessica, Joshua and Sarah.

Career Transactions

Scott Dragos was signed by the Patriots as a free agent on March 12, 2002 ... Originally signed as a rookie free agent by the Patriots (4/24/98) ... Waived by the Patriots (8/18/98) ... Signed to the New York Giants practice squad (11/19/98) ... Allocated by the New York Giants to the Barcelona Dragons of NFL Europe ... Released by the N.Y. Giants (9/6/99) ... Signed to the Chicago Bears practice squad (9/28/99) ... Signed to the Bears active roster (1/4/00) ... Waived by the Bears (8/27/00) ... Signed to the Bears active roster (10/10/00) ... Waived by Chicago (11/3/01) ... Re-signed by Chicago (1/11/02) ... Became an unrestricted free agent (2/28/02).

Career Highlights

★**Career GP/GS: 15/2 (0/0)**

Seasonal Reviews

2001 (6/0, 0/0 – Chicago): Participated in six regular season games before being waived by the Bears (11/3) ... Recorded two special teams tackles ... Listed as back up fullback, but did not record any statistics ... Re-signed by the Bears (1/11/02) ... Listed as inactive during the Bears playoff game vs. Philadelphia (1/19/02).

2000 (9/2 – Chicago): Played in nine games, including two starts at fullback ... Recorded four catches

SINGLE-GAME CAREER HIGHS

Receptions	2	vs. NE (12/10/00)
Yards	14	vs. NE (12/10/00)
Longest	10	at Det. (12/24/00)

for 28 yards ... Waived from Bears training camp roster (8/27) ...Rejoined the Bears active roster (10/10). **Minnesota (10/15):** Started at fullback in his NFL debut. **Buffalo (11/12):** Recorded his first career reception, gaining four yards. **New England (12/10):** Grabbed two catches for 14 yards in 24-17 victory over the Patriots. **Detroit (12/24):** Started season-finale and grabbed career-long reception of 10 yards.

DRAGOS' SPOTLIGHTS

★Scott caught 12 passes for 158 yards (13.2 avg.) and three touchdowns with the Barcelona Dragons during the 1999 NFL Europe season. The Dragons finished the season 7-3 but were defeated by the Frankfurt Galaxy in World Bowl VII.

1999 (0/0 – Chicago): Signed to the Bears practice squad (9/28) and spent the remainder of the season on their practice squad ... Made switch from tight end to fullback with Chicago in 1999.

1999 (NFL Europe-Barcelona): Allocated by New York Giants to Barcelona Dragons of NFL Europe ... Recorded 12 catches for 158 yards (13.2 avg.) and three touchdowns ... The Dragons claimed the regular season NFL Europe title with a 7-3 record ... Barcelona lost to the Frankfurt Galaxy 38-24 in World Bowl VII ... Caught two touchdown passes (14 and 10 yards) in 28-16 victory over the Amsterdam Admirals in the season opener ... Snared a 22-yard touchdown catch in the Dragons 42-35 victory over the Scottish Claymores.

1998 (0/0 – N.Y. Giants): Originally signed as undrafted free agent by New England (4/24) before being waived in training camp (8/19) ... Joined the N.Y. Giants practice squad (11/19) and spent the remainder of the season on their practice squad.

College

Four-year letterman as a tight end at Boston College (1994-97) ... As a senior, set season-high with five catches for 52 yards and a touchdown vs. Georgia Tech ... Recorded a career-high six receptions for 58 yards vs. West Virginia in 1996 ... As a sophomore, set season-high with five catches for 51 yards and a TD vs. Syracuse ... Appeared in five games as freshman but was used exclusively as a blocker.

Personal

Scott Dragos was born on Oct. 28, 1975 in Old Rochester, Mass. ... Earned All-America, all-state and all-conference honors at Old Rochester Regional High in Massachusetts ... Hauled in 36 passes for 680 yards and seven scores as a senior ... Also lettered in baseball ... Majored in Communications at Boston College.

SCOTT DRAGOS

Pos: FB **Ht:** 6-2 **Wt:** 250 **Year:** 3rd **Acq:** FA-02 **College:** Boston College **Born:** 10/28/75

Regular Season			Receiving					Misc.		Postseason					
Year	Team	G/S	No	Yds	Avg	Lg	TD	Spt	Tkl	G/S	No	Yds	Avg	Lg	TD
2000	Bears	9/2	4	28	7.0	10	0	0	0	-/-	-	-	-	-	-
2001	Bears	6/0	0	0	0.0	-	0	2	0	0/0	0	0	0.0	-	0
Totals-2 years		**15/2**	**4**	**28**	**7.0**	**10**	**0**	**2**	**0**	**0/0**	**0**	**0**	**0.0**	**-**	**0**

Marc Edwards

FULLBACK

44

6-0 ★ 245LBS ★ ACQ: UFA (CLE)-01
YEARS NFL/PATRIOTS: 6/2
CAREER GP/GS: 80/46 (7/5)
NOTRE DAME ★ BUSINESS MANAGEMENT
DOB 11/17/74 ★ CINCINNATI, OH

Career Transactions

Marc Edwards signed with the Patriots as an unrestricted free agent on March 19, 2001 from the Cleveland Browns ... Originally drafted by the San Francisco 49ers in the second round (55th overall) of the 1997 NFL draft ... Signed by the 49ers (7/23/97) ... Traded to Cleveland for a fourth-round pick in the 1999 draft (DB Pierson Prioleau) by San Francisco (4/18/99) ... Granted unconditional free agency (3/1/01).

Career Highlights

★ **Career GP/GS: 80/46 (7/5)**

★ Edwards has not missed a game since entering the league in 1997, playing in all 80 regular season and seven playoff contests.

★ Established career-highs with 51 rushing attempts and 141 yards rushing during the 2001 season.

★ Edwards' 141 yards rushing was the highest rushing total by a Patriots fullback since Kevin Turner's 231 yards in 1993.

★ Equaled a career-high with three touchdowns in 2001 (2 receiving, 1 rushing) he originally set in 1998 with San Francisco (2 rushing, 1 receiving).

★ Totaled two receiving touchdowns in each of the past four seasons (1998-2001).

★ Recorded a 1999 season-high 53 combined yards on just two touches when he gained 28 yards on his only rush attempt (setting up a 1-yard Terry Kirby touchdown run) and added 25 yards on his sole reception to help set up another touchdown drive vs. Indianapolis (12/26/99).

EDWARDS' SPOTLIGHTS

★Marc gained 141 yards rushing in 2001 which was the highest total by a Patriots fullback since Kevin Turner's 231 yards in 1993.

★Marc created a foundation this past offseason which will reward a student from his former high school, Norwood (Ohio) High, with a scholarship to attend college.

★Marc was named Ohio Player of the Year by *USA Today* and rated the 10th-best player in the Midwest by the Detroit Free Press as a senior at Norwood (Ohio) High. He became the first player from Norwood High ever drafted into the NFL.

Seasonal Reviews

2001 (16/13, 3/3): Started 13 of 16 regular season games at fullback and established career-highs with 51 attempts and 141 yards rushing ... His 141 yards rushing are the most by a Patriots fullback since Kevin Turner (231) in 1993 ... Part of blocking front which opened up holes for Antowain Smith's career-high 1,157 yards rushing ... Ranked fourth on the Patriots with 25 receptions for 166 yards and tied a career-high with two touchdown receptions. **Cincinnati (9/9):** Made Patriots debut in start at fullback and set new career-high with four rushing attempts. **N.Y. Jets (9/23):** Led team in rushing yards (31) and receptions (6) ... Set new career-highs with six rushes and six receptions. **Indianapolis (9/30):** Blocked for a backfield that combined to rush for 177 yards on 39 attempts (4.5 avg.) in the Patriots 44-13 victory over the Colts. **Atlanta (11/4):** Scored his first touchdown as a Patriot with a 15-yard reception from Tom Brady ... Blocked for a backfield that combined to rush for 135 yards on 34 carries (4.0 avg.) ... Tied a career high with six rushing attempts ... Had a key kick-out block on a Smith 19-yard run in the second quarter. **New Orleans (11/25):** Recorded his second touchdown reception of the season and the eighth of his career on a two-yard reception ... Tied a career-high for touchdown receptions in a season. **N.Y. Jets (12/2):** Scored his first rushing touchdown as a Patriot with a four-yard run in the third quarter in the Patriots 17-16 come-from-behind victory over the Jets. **Miami (12/22):** Blocked for rushing attack that compiled a season-high 196 yards on 44 attempts (4.5 avg.), including Smith's career-high 156-yard performance against the Dolphins. **Carolina (1/6):** Recorded a season-long 17-yard reception on a drive that ended in an Adam Vinatieri 19-yard field goal ... Added two special teams tackles on punt coverage. **Oakland (1/19):** Registered two receptions for 21

yards on a 12-play, 62-yard scoring drive that ended with an Adam Vinatieri 23-yard field goal. **St. Louis (2/3):** Helped lead the way for a backfield that rushed for 133 yards on 25 attempts (5.3 avg.) in the Patriots 20-17 victory in Super Bowl XXXVI.

2000 (16/8-Cleveland): Edwards was the starting fullback for the Browns during the season, but was only credited with eight starts due to the Browns opening in double tight end or three receiver sets half of the time ... He also participated on many special teams coverage and return units ... Scored two receiving touchdowns for the third consecutive season. **Cincinnati (9/10):** Scored his first touchdown of the season on a 5-yard reception. **Pittsburgh (9/17):** Scored again with a 21-yard reception in the first quarter to give the Browns a 14-0 lead. **New England (11/12):** Played fullback and also appeared on special teams ... Did not get the start as the Browns opened in a two-tight end formation ... Tied a career-high with four receptions for 27 yards (6.8 avg.). **Tennessee (12/17):** Started at fullback with one reception for seven yards ... Also played special teams with one kickoff return for 24 yards.

1999 (16/14-Cleveland): Appeared in all 16 regular-season games, including 14 starting assignments at fullback ... A team leader on special teams ... Rushed for 35 yards on six attempts (5.8 avg.) and had 27 receptions for 212 yards (7.9 avg.) and two touchdowns during the season ... Both touchdown receptions came in Browns victories; the first on a 27-yard reception from QB Tim Couch at New Orleans (10/31) and the second on a 4-yard touchdown reception at Pittsburgh (11/14). **New England 10/3:** Started at fullback and played on special teams ... Made a key block downfield on Kevin Johnson's 64-yard touchdown ... Recorded one assist on special teams. **Cincinnati 10/10:** Started at fullback and recorded two receptions for 29 yards (14.5 avg.), including a long of 21 yards ... Also played special teams and posted a career-high three special teams tackles. **New Orleans (10/31):** Started at fullback and had two receptions for 37 yards (18.5 avg.), including a 27-yard touchdown reception from Couch with 7:37 remaining in the second quarter ... Also added a tackle on special teams. **Pittsburgh (11/14):** Started at fullback and had four receptions for 22 yards (5.5 avg.), with a touchdown and a long reception of 13 yards ... Scored on a 4-yard reception from Couch with 5:12 remaining in the game to cut the Steelers lead to 15-13 ... Also played special teams and was credited with two solo tackles. **Indianapolis (12/26):** Started at fullback and had a season-high 53 combined yards ... Gained 28 yards on his only rush attempt late in the third quarter, setting up a 1-yard Terry Kirby touchdown run for the Browns ... Had one reception for 25 yards in the third quarter to help set up a Browns touchdown drive that ended in a Ty Detmer 8-yard touchdown run ... Also played special teams.



1998 (16/10; 2/2-San Francisco): Started 10 of 16 games played for the 49ers ... Totaled 22 rushing attempts for 94 yards (4.3 avg.) and a touchdown ... Also posted 22 receptions for 218 yards (9.9 avg.) and two touchdowns. **N.Y. Jets (9/6):** Caught four passes for a career-high 52 yards, including a long of 23. **Washington (9/14):** Scored his first NFL touchdown on a 2-yard reception, and rushed twice for five yards. **Atlanta (9/27):** Started and carried the ball three times for 41 yards, including a 7-yard touchdown and a career-long 32 yarder. **Buffalo (10/4):** Caught two passes for 50 yards, including a career-long 47-yard touchdown. **New England (12/20):** Carried the

SINGLE-GAME CAREER HIGHS

Rushes:	6	at Atlanta (11/4/01)
		vs. NY Jets (9/23/01)
Yards:	41	vs. Atlanta (9/27/98)
Longest:	32	vs. Atlanta (9/27/98)
Touchdowns:	1	at NY Jets (12/2/01)
		vs. Atlanta (9/27/98)
Receptions:	6	vs. NY Jets (9/23/01)
Yards:	52	at Washington (9/14/98)
Longest:	47	at Buffalo (10/4/98)
Touchdowns:	1	Eight Times, Most Recent
		vs. New Orleans (11/25/01)

ball twice for seven yards, caught a 2-yard pass, and contributed on special teams at the Patriots.

1997 (16/1, 2/0-San Francisco): Played in every game as a rookie, making his NFL starting debut in the 1997 season finale against Seattle (12/21) and carried the ball three times for 12 yards ... Added four receptions for 38 yards in the game and provided two special teams tackles ... Ended his rookie season with five carries for 17 yards and six receptions for 48 yards ... He also saw extensive playing time on special teams. **Minnesota (12/7):** Returned his first career kickoff return 30 yards ... Played in both postseason games ... Recorded a special teams tackle Green Bay (1/11) in the NFC Championship game.

College

Edwards was a two-year starter and four-year letterman at Notre Dame, where he displayed versatility as a runner, receiver and blocker ... He finished his career with 311 carries for 1,591 yards and 27 touchdowns ... Also posted 46 receptions for 598 yards and five touchdowns ... Earned All-America honorable mention after rushing 140 times for a career-high 717 yards and nine touchdowns as junior ... Led Fighting Irish with eight rushing touchdowns as a true freshman in 1993 ... Graduated with a degree in business management.

Personal

Marc Alexander Edwards was born Nov. 17, 1974 in Cincinnati, Ohio ... He was named Ohio Player of the Year by USA Today and rated the 10th-best player in the Midwest by the Detroit Free Press as a senior at Norwood (Ohio) High ... Played linebacker and running back and was a three-time Player of the Year and all-state selection of the Cincinnati Enquirer ... Set a school record with 525 tackles and rushed for 6,001 yards and 73 touchdowns during his career ... Rushed for 1,721 yards and 26 touchdowns as a running back and recorded 122 tackles as a linebacker his senior year ... Became the first player from Norwood High ever drafted by the NFL ... Lettered four times in track ... He is an active participant in the Big Brothers Program and was named Big Brother of the Year in South Bend, Ind., in 1997 ... He is an avid golfer ... While in Cleveland, he did extensive work for charitable organizations, supporting fund-raisers for the Cleveland Browns Foundation, United Way's Hometown Huddle program, Thanksgiving Turkey giveaway, Giant Eagle Junior Training Table, and the Muscular Dystrophy Association Gala Fund-raiser ... He also supported Teen Response in Cincinnati ... He and his wife, Darsi, have two daughters, Taya and Ella.

MARC EDWARDS

Pos: FB **Ht:** 6-0 **Wt:** 245 **Year:** 6th **Acq:** UFA-01 (CLE) **College:** Notre Dame **Born:** 11/17/74

Regular Season			Rushing					Receiving					Kick Returns					Miscellaneous					
Year	Team	G/S	No	Yds	Avg	Lg	TD	No	Yds	Avg	Lg	TD	No	Yds	Avg	Lg	TD	Fum	Lost	FR	Yds	SpT	TD
1997	49ers	16/1	5	17	3.4	6	0	6	48	8.0	19	0	1	30	30.0	30	0	0	0	0	0	2	0
1998	49ers	16/10	22	94	4.3	32	1	22	218	9.9	47t	2	0	0	0.0	0	0	0	0	0	0	0	3
1999	Browns	16/14	6	35	5.8	28	0	27	212	7.9	27t	2	0	0	0.0	0	0	1	-	0	0	12	2
2000	Browns	16/8	2	9	4.5	6	0	16	128	8.0	21t	2	1	24	24.0	24	0	2	-	1	0	3	2
2001	Patriots	16/13	51	141	2.8	14	1	25	166	6.6	17	2	1	23	23.0	23	0	3	3	1	0	2	3
Totals-5 years		**80/46**	**86**	**296**	**3.4**	**32**	**2**	**96**	**772**	**8.0**	**47t**	**8**	**3**	**77**	**25.8**	**30**	**0**	**6**	**3**	**2**	**0**	**19**	**1**
Postseason			**Rushing**					**Receiving**					**Kick Returns**					**Miscellaneous**					
1997	49ers	2/0	0	0	0.0	0	0	0	0	0.0	0	0	0	0	0.0	0	0	0	0	0	0	1	0
1998	49ers	2/2	4	6	1.5	4	0	3	6	2.0	3	0	0	0	0.0	0	0	0	0	0	0	1	0
2001	Patriots	3/3	3	8	2.7	3	0	9	62	6.9	13	0	0	0	0.0	0	0	0	0	0	0	0	0
Totals-3 years		**7/5**	**7**	**17**	**2.4**	**4**	**0**	**12**	**68**	**5.7**	**13**	**0**	**0**	**0**	**0.0**	**0**	**0**	**0**	**0**	**0**	**0**	**2**	**0**

Career Transactions

Kevin Faulk was selected by the Patriots in the second round of the 1999 NFL draft (46th overall)... The pick was acquired in a trade with the Tennessee Titans in exchange for the Patriots second-round pick (52nd overall-John Thornton) and fourth-round pick (117th overall-Donald Mitchell)... Signed a five-year deal with the Patriots on (7/28/99) ... Placed on injured reserve (ankle) on (12/19/99).

Career Highlights

★ **Career GP/GS: 42/12 (3/0)**

★ Faulk ranks first in Patriots history with 110 career kickoff returns and second behind David Meggett (2,561) with 2,421 career kickoff return yards.

★ Completed his first career pass attempt when he took a direct snap from center and found quarterback Tom Brady for a 23-yard gain vs. Miami (12/22/01).

★ Faulk set a career-high with 11 catches vs. Tampa Bay (9/3/00) and is tied for fourth in franchise history behind Terry Glenn (13), Troy Brown (12) and Ben Coates (12).

★ Earned Miller Lite Player of the Game honors after contributing in nearly every facet of the game vs. Minnesota (9/17/00), gaining 80 yards rushing, 31 yards receiving, 56 kickoff returns yards and 22 punt return yards for 189 all-purpose yards.

★ Set a career-high with a 95-yard kickoff return vs. N.Y. Jets (11/15/99). It was the eighth longest return – and the longest non-scoring return – in franchise history.

FAULK'S SPOTLIGHTS

★ **Kevin ranks first in Patriots history with 110 career kickoff returns and needs 141 kickoff return yards to surpass David Meggett for the top spot in Patriots history.**

★ **Kevin resisted the temptation of turning pro following his junior season at LSU, stayed in school and earned his degree in Kinesiology.**

Seasonal Reviews

2001 (15/1, 3/0): Played in 15 games, including one start and led the team for third consecutive season with 33 kickoff returns and 662 kickoff return yards (20.1 avg.) ... Finished second on the team with 169 yards rushing on 41 carries (4.1 avg.) and one touchdown ... Completed the first pass of his career when he took a direct snap and hooked up with Tom Brady on a 23-yard pass play vs. Miami (12/22). **Indianapolis (9/30):** Accomplished season-highs with nine carries and 48 yards rushing (4.8 avg.), including an 8-yard touchdown in 44-13 victory over the Colts ... Added two receptions for a season-high 38 yards receiving. **San Diego (10/14):** Returned the opening kickoff 32 yards, the third longest of the season for the Patriots. **Denver (10/28):** Recorded a Patriots season-long 42-yard kickoff return in the second quarter. **Atlanta (11/4):** Recorded his first receiving touchdown of the season on a four-yard pass from Tom Brady ... Tied with Troy Brown for team lead with five receptions. **Buffalo (11/11):** Snared a season-high seven catches, including an acrobatic six-yard touchdown reception in the Patriots 21-11 victory over the Bills. **New Orleans (11/25):** Recorded season-high 24-yard run on a direct-snap play out of a shotgun formation on third-and-six. **N.Y. Jets (12/2):** Gained 23 yards on three rushes in a 17-16 victory over the Jets ... All three rushes for 23 yards came on a nine-play, 82-yard drive in the third quarter that culminated in a four-yard touchdown run by Marc Edwards. **Miami (12/22):** Completed the first pass of his career when he took a direct snap from center and then found Brady for a 23-yard gain in the first quarter. **Oakland (1/19):** Caught three passes for 22 yards (7.3 avg.) in 16-13 overtime victory over the Raiders. **St. Louis (2/3):** Rushed for eight yards on third-and-two, late in the second quarter extending a drive that ended in a Brady to David Patten eight-yard touchdown pass.

2000 (16/9): Started nine of the 16 games at running back and was also utilized as a kickoff and punt returner ... Led the Patriots and ranked 15th in AFC with 570 yards rushing ... Finished third on the team with 51 receptions for 465 yards ... Led the Patriots for the second year in a row with 38 kickoff returns for 816 yards (21.5 avg.). Tampa Bay (9/3): Set a career-

high with 11 catches for 62 yards ... Faulk's 11 receptions tied him for the fourth highest in receptions in a game in franchise history behind Terry Glenn (13), Troy Brown (12) and Ben Coates (12) ... Tied with Brown, Coates, Glenn, Leroy Thompson, Tony Collins and Art Graham in fourth place with 11 catches ... Rushed for 21 yards on 10 carries (2.1 avg.) ... Contributed three kickoff returns for 85 yards (28.3 avg.). **N.Y. Jets (9/11):** Established a career-high with 82 yards rushing on 21 carries (3.9 avg.) ... Rushed for 12 yards on two carries on the Patriots opening possession resulting in Adam Vinatieri's 32-yard field goal ... Carried five times for 24 yards on the Patriots second drive of the game, including an 11-yard run on second-and-10 sustaining the drive, which culminated with Vinatieri's 35-yard field goal. **Minnesota (9/17):** Accumulated 189 all-purpose yards to earn his first Patriots Miller Lite Player of the Game ... Faulk contributed in nearly every facet of the game, gaining 80 yards rushing (13 carries), 31 yards receiving (three receptions), 56 kickoff returns yards (two returns) and 22 punt return yards (three returns) ... Scored on a 2-yard touchdown run and knotted score at seven in first quarter ... It was first Patriots touchdown on an opening drive since October 12, 1997 vs. Buffalo when Drew Bledsoe connected with Coates on a 20-yard touchdown. **Miami (9/24):** Matched a career-high with 21 carries, for 46 yards, which he set vs. N.Y. Jets (9/11). **Denver (10/1):** Caught a 26-yard reception in the second quarter which put Bledsoe atop the Patriots all-time passing yards list, passing Steve Grogan (26,886) ... Gained 40 yards on nine carries (4.4 avg.) ... Ran three times for 26 yards on final drive of first half, resulting in 12-yard touchdown pass from Bledsoe to J.R. Redmond. **Indianapolis (10/8):** Ran four times for 36 yards (9.0 avg.) and caught four passes for 25 yards in the Patriots 24-16 win ... He recorded a season-high carry for 18 yards, on a drive culminating in 2-yard touchdown pass from Bledsoe to Eric Bjornson. **N.Y. Jets (10/15):** Tied with Brown for team-high five receptions (27 yards) ... Gained 26 yards on nine carries, including a 9-yard touchdown run ... Amassed 105 yards on five kickoff returns. **Indianapolis (10/22):** Gained 41 yards on 12 carries (3.4 avg.) as the Patriots accumulated their second highest rushing total of the season, 155 yards. Cleveland (11/12): Accumulated 231 all-purpose yards (109 kickoff return yards, 96 receiving and 26 rushing) ... Led all receivers with eight catches ... Amassed 49 total yards (46 receiving, 3 rushing) on the Patriots fourth quarter touchdown drive and added the two-point conversion - the Patriots first successful two-point conversion since Nov. 29, 1998 against Buffalo. **Detroit (11/23):** Recorded season-highs with six kickoff returns and 111 kickoff return yards. **Kansas City (12/4):** Gained 52 yards on a season-high 22 carries, including a 1-yard touchdown run ... Returned punt for career-high 35 yards to Kansas City 32-yard line setting up Bledsoe's 17-yard touchdown pass to Brown. **Buffalo (12/17):** Contributed 52 rushing yards to team's season-high 189 rushing yards ... Scored game-tying 13-yard touchdown in the fourth quarter when he negotiated on snow-slicked field. **Miami (12/24):** Caught a career-long 52-yard touchdown pass from Bledsoe ... Gained 34 yards rushing on 12 carries.

SINGLE-GAME CAREER HIGHS

Rushing

Rushes:	22	Kansas City (12/4/00)
Yards:	82	at N.Y. Jets (9/11/00)
Longest:	43	vs. Miami (11/21/99)
Touchdowns:	1	Six Times, Most Recent vs. Indianapolis (9/30/01)

Receiving

Receptions:	11	vs. Tampa Bay (9/3/00)
Yards:	96	at Cleveland (11/12/00)
Longest:	52t	vs. Miami (12/24/00)
Touchdowns	1	Four Times, Most Recent vs. Buffalo (11/11/01)

Kickoff Returns

Kick Returns:	6	Four Times, Most Recent at Denver (10/28/01)
Yards	170	vs. N.Y. Jets (11/15/99)
Longest Return:	95	vs. N.Y. Jets (11/15/99)

Punt Returns

Punt Returns:	4	at Denver (10/24/99)
Yards	70	at Denver (10/24/99)
Longest Return:	20	at Denver (10/24/99)

1999 (11/2): Played in 11 games for the Patriots as a rookie... Started the first two games of the season, but an ankle injury caused him to miss the next two games... Returned in a reserve role behind Terry Allen and filled in as a third-down back for the next nine games... Finished his rookie campaign second on the team with 227 yards on 67 carries and scored a touchdown... He also had 12 receptions for 98 yards and a touchdown ... Sprained an ankle at Indianapolis (12/12) and missed the rest of the season after being placed on injured reserve (12/14). **N.Y. Jets (9/12):** One of three rookie starters for the Patriots (along with Damien Woody and Andy Katzenmoyer), the most in a season opener since 1993 ... Rushed for 17 yards on 10 carries in his NFL debut. **Indianapolis (9/19):** Started, but left the game with a sprained right ankle and missed the next two games while rehabilitating the ankle. **Denver (10/24):** Established a personal best with 238 all-purpose yards and scored his first career touchdown on a 15-yard run over right tackle vs. the defending Super Bowl Champion Broncos ... Handled the punt return responsibilities for the third consecutive game, replacing the injured Troy Brown, and gained 70 yards on four returns (17.5 avg.), including a season-long 20-yard return in the first quarter ... His touchdown gave the the

Patriots a 7-0 lead in the game, a lead which was never relinquished as the Patriots defeated the Broncos for the first time since 1980. **Arizona (10/31):** Had a season-high with 17 carries in the Patriots 27-3 victory over the Cardinals … Provided 42 of the 142 rushing yards in the game, the second-highest total of the season. **N.Y. Jets (11/15):** Earned Miller Lite Player of the Game honors for his performance against the Jets … Returned a kickoff 95 yards to the Jets 5-yard line … The return was the eighth longest return, and the longest non-scoring return, in franchise history … It was the longest return by a Patriot since Jon Vaughn returned a kickoff 100 yards (12/20/92 vs. Cincinnati) … Finished the night with four kick returns for 170 yards … Recorded his first career receiving touchdown on a 13-yard pass from Bledsoe in the fourth quarter. **Miami (11/21):** Named special teams co-captain for the game … Provided 182 all-purpose yards, including a season-high 61 yards rushing on just five carries (12.2 avg.) … His 61 yards was a team high … Burst through the Dolphins defense for a 43-yard run from scrimmage for the Patriots in 1999 … Returned six kicks for 115 yards (19.2 avg.) which dropped his season average to 24.5. **Dallas (12/5):** Gained 36 yards on nine carries and 43 yards on three receptions … His 79 yards from scrimmage was his highest offensive output of the season … Added 50 yards on a pair of kickoff returns … Had a 19-yard reception in the fourth quarter, his longest reception of the season. **Indianapolis (12/12):** Sustained a first quarter ankle injury which sidelined him for the season when the Patriots placed him on injured reserve two days later.



College

Faulk finished his collegiate career ranked fifth in NCAA history with 6,833 career all-purpose yards and 53 total touchdowns … Trails only Georgia running back Herschel Walker in SEC history in rushing yards (4,557) and rushing touchdowns (46) … Holds school records with 4,557 rushing yards, 6, 833 all-purpose yards, 53 total touchdowns, 46 rushing touchdowns and 318 total points … Ranks second in school history with 856 carries … Holds the second- and third-highest single-season rushing totals in school history … He is the only player in school history to rush for over 1,000 yards in a season, three times in his career. 1998 (Senior): Earned All-Southeastern Conference honors … Started all 11 games and led the SEC with 116.3 rushing yards per game, gaining 1,279 yards on 229 carries (5.6 avg.) … Ranked second in the Southeastern Conference with 102 total points (12 rushing touchdowns, three receiving and two returning) … Led the Tigers with 2,109 all-purpose yards, an average of 191.7 yards per game … Caught 22 passes for 287 yards (13.0 avg.) and three touchdowns … Returned 23 punts for 265 yards (11.5 avg.) and a touchdown … Added 278 yards and a touchdown on nine kickoff returns (30.9 avg.) … Gained a season-high 201 yards rushing on 30 attempts (6.7 avg.) and one touchdown vs. Alabama. 1997 (Junior): Selected Associated Press All-America third-team and was first-team All-SEC … Started eight of nine games and led the team with 1,646 all-purpose yards, including 1,144 rushing yards on 205 carries (5.6 avg.) … Ranked third in the country with an average of 182.9 all-purpose yards per game … Led the conference and ranked seventh in the nation with an average of 127.1 rushing yards per game … Scored 15 rushing touchdowns, the second-highest single-season total in school history … Recorded season-high 212 yards rushing on 28 attempts (7.6 avg.) and set an LSU single-game record with five touchdowns at Kentucky. 1996 (Sophomore): Voted first-team AP All American … Consensus first-team All SEC selection … Recipient of the Charles McClendon Award given to the team MVP … Gained 1,282 yards rushing on 248 carries (5.2 avg.) and scored 13 touchdowns … His 1,282 yards rushing are the second highest in school history … Led the conference and ranked fourth in the nation with an average of 191.3 all-purpose yards per game … Named SEC Player of the Week in season opener with a school-record and a personal best 246 yards rushing on 21 carries (11.7 avg.) and two scores vs. Houston … Added a 78-yard punt return for a touchdown and finished with 376 all-purpose yards, the most ever in school history and second in SEC history vs. Houston. 1995 (Freshman): Named Freshman Offensive Player of the Year in the SEC by the Knoxville News-Sentinel … Led the team with 852 yards on 174 carries (4.9 avg.) with six touchdowns.

Personal

Kevin Tony Faulk was born the son of Gerald and Vivian Faulk on June 5, 1976 in Lafayette, La. … Named Class 5A Offensive Most Valuable Player two years in row, making him the first player to capture that honor in back-to-back seasons in 20 years … All-American pick by Parade and USA Today … Rushed for 4,877 yards on 603 carries and 62 touchdowns during his career at Carencro (La.) High … Totaled 7,612 all-purpose yards and scored 89 touchdowns during his high school career … Set 17 career and school records … Won the 1992 Class 5A State Championship at Carencro with 259 rushing yards and four touchdowns … Kevin is married to Latisha.

KEVIN FAULK

Pos: RB **Ht:** 5-8 **Wt:** 202 **Year:** 4th **Acq:** D2-99 (46th) **College:** Lousiana State **Born:** 6/5/76

Regular Season			Rushing					Receiving					Kick Returns					Punt Returns				
Year	Team	G/S	No	Yds	Avg	Lg	TD	No	Yds	Avg	Lg	TD	No	Yds	Avg	Lg	TD	No	Yds	Avg	Lg	TD
1999	Patriots	11/2	67	227	3.4	43	1	12	98	8.2	19	1	39	943	24.2	95	0	10	90	9.0	20	0
2000	Patriots	16/9	164	570	3.5	18	4	51	465	9.1	52t	1	38	816	21.5	40	0	6	58	9.7	35	0
2001	Patriots	15/1	41	169	4.1	24	1	30	189	6.3	28	2	33	662	20.1	42	0	4	27	6.8	10	0
Totals-3 years		**42/12**	**272**	**966**	**3.6**	**43**	**6**	**93**	**752**	**8.1**	**52t**	**4**	**110**	**2421**	**22.0**	**95**	**0**	**20**	**175**	**8.8**	**35**	**0**

Postseason			Rushing					Receiving					Kick Returns					Punt Returns				
2001	Patriots	3/0	3	14	4.7	8	0	4	21	5.3	8	0	0	0	0.0	0	0	0	0	0.0	0	0

FAULK'S CAREER GAME-BY-GAME

			RUSHING					RECEIVING					KICK RETURNS					PUNT RETURNS					
1999	**Opponent**	**P/S**	**No**	**Yds**	**Avg**	**Lg**	**TD**	**No**	**Yds**	**Avg**	**Lg**	**TD**	**No**	**Yds**	**Avg**	**Lg**	**TD**	**No**	**FC**	**Yds**	**Avg**	**Lg**	**TD**
9/12	at N.Y. Jets	S	10	17	1.7	4	0	1	8	8.0	8	0	3	69	23.0	27	0	-	-	-	-	-	-
9/19	Indianapolis	S	5	9	1.8	7	0	1	1	1.0	1	0	4	64	16.0	21	0	-	-	-	-	-	-
9/26	N.Y. Giants	p	Inactive					Inactive					Inactive					Inactive					
10/3	at Cleveland	p	Inactive					Inactive					Inactive					Inactive					
10/10	at Kansas City	p	3	2	0.7	2	0	-	-	-	-	-	3	68	22.7	32	0	1	0	-1	-1.0	-1	0
10/17	Miami	p	2	3	1.5	3	0	-	-	-	-	-	5	143	28.6	61	0	3	1	17	5.7	15	0
10/24	Denver	p	5	24	4.8	15t	1	1	4	4.0	4	0	6	140	23.3	33	0	4	0	70	17.5	20	0
10/31	at Arizona	p	17	42	2.5	8	0	-	-	-	-	-	1	14	14.0	14	0	2	3	4	2.0	4	0
11/15	N.Y. Jets	p	2	7	3.5	6	0	2	21	10.5	13	1	4	170	42.5	95	0	-	-	-	-	-	-
11/21	at Miami	p	5	61	12.2	43	0	2	6	3.0	7	0	6	115	19.2	27	0	-	-	-	-	-	-
11/28	at Buffalo	p	7	22	3.1	9	0	2	15	7.5	9	0	3	62	20.7	27	0	-	-	-	-	-	-
12/5	Dallas	p	9	36	4.0	6	0	3	43	14.3	19	0	2	50	25.0	27	0	-	-	-	-	-	-
12/12	at Indianapolis	p	2	4	2.0	3	0	-	-	-	-	-	2	48	24.0	28	0	-	-	-	-	-	-
12/19	at Philadelphia							Placed on Injured Reserve 12/14/99															
12/26	Buffalo																						
1/2	Baltimore																						
1999 Season Totals		**13/2**	**67**	**227**	**3.4**	**43**	**1**	**12**	**98**	**8.2**	**19**	**1**	**39**	**943**	**24.2**	**95**	**0**	**10**	**4**	**90**	**9.0**	**20**	**0**

			RUSHING					RECEIVING					KICK RETURNS					PUNT RETURNS					
2000	**Opponent**	**P/S**	**No**	**Yds**	**Avg**	**Lg**	**TD**	**No**	**Yds**	**Avg**	**Lg**	**TD**	**No**	**Yds**	**Avg**	**Lg**	**TD**	**No**	**FC**	**Yds**	**Avg**	**Lg**	**TD**
09/03	Tampa Bay	S	10	21	2.1	7	0	11	62	5.6	10	0	3	85	28.3	40	0	-	-	-	-	-	-
09/11	at N.Y. Jets	S	21	82	3.9	11	0	4	23	5.8	10	0	3	75	25.0	30	0	-	-	-	-	-	-
09/17	Minnesota	S	13	80	6.2	17	1	3	31	10.3	23	0	2	56	28.0	33	0	3	0	22	7.3	19	0
09/24	at Miami	S	21	46	2.2	8	0	1	6	6.0	6	0	1	14	14.0	14	0	-	-	-	-	-	-
10/01	at Denver	S	9	40	4.4	13	0	1	26	26.0	0	0	3	73	24.3	32	0	-	-	-	-	-	-
10/08	Indianapolis	S	12	64	5.3	18	0	4	25	6.3	11	0	3	44	14.7	24	0	-	-	-	-	-	-
10/15	N.Y. Jets	S	9	26	2.9	9t	1	5	27	5.4	12	0	5	105	21.0	30	0	-	-	-	-	-	-
10/22	at Indianapolis	p	12	41	3.4	9	0	3	27	9.0	12	0	3	55	15.0	32	0	-	-	-	-	-	-
11/05	Buffalo	S	2	2	1.0	2	0	1	-5	-5.0	-5	0	1	28	28.0	28	0	-	-	-	-	-	-
11/12	at Cleveland	p	5	26	5.2	9	0	8	96	12.0	25	0	5	109	21.8	40	0	-	-	-	-	-	-
11/19	Cincinnati	p	1	4	4.0	4	0	-	-	-	-	-	3	61	20.3	24	0	-	-	-	-	-	-
11/23	at Detroit	p	-	-	-	-	-	-	-	-	-	-	6	111	18.5	22	0	1	1	2	2.0	2	0
12/04	Kansas City	S	22	52	2.4	12	1	5	32	6.4	11	0	-	-	-	-	-	2	2	34	17.0	35	0
12/10	at Chicago	p	1	0	0	0	0	2	27	13.5	18	0	-	-	-	-	-	-	-	-	-	-	-
12/17	at Buffalo	p	14	52	3.7	13t	1	1	8	8.0	8	0	-	-	-	-	-	-	-	-	-	-	-
12/24	Miami	p	12	34	2.8	9	0	2	80	40.0	52t	1	-	-	-	-	-	-	-	-	-	-	-
2000 Season Totals		**16/9**	**164**	**570**	**3.5**	**18**	**4**	**51**	**465**	**9.1**	**52t**	**1**	**38**	**816**	**21.5**	**40**	**0**	**6**	**3**	**58**	**9.7**	**35**	**0**

			RUSHING					RECEIVING					KICK RETURNS					PUNT RETURNS					
2001	**Opponent**	**P/S**	**No**	**Yds**	**Avg**	**Lg**	**TD**	**No**	**Yd**	**Avg**	**Lg**	**TD**	**No**	**Yds**	**Avg**	**LG**	**TD**	**No**	**FC**	**Yd**	**Avg**	**LG**	**TD**
09/09	at Cincinnati		Inactive					Inactive					Inactive					Inactive					
09/23	NY Jets	p	3	19	6.3	13	0	0	0	0	0	0	2	50	25.0	30	0	0	0	0	0	0	0
09/30	Indianapolis	p	9	48	5.3	13	1	2	38	19.0	28	0	1	25	25.0	25	0	1	0	10	10.0	10	0
10/07	at Miami	p	4	10	2.5	6	0	2	15	7.5	10	0	2	42	21.0	26	0	0	0	0	0	0	0
10/14	San Diego	p	2	0	0.0	3	0	2	21	10.5	12	0	5	99	19.8	32	0	0	0	0	0	0	0
10/21	at Indianapolis	p	1	2	2.0	2	0	0	0	0	0	0	4	87	21.8	25	0	0	0	0	0	0	0
10/28	at Denver	p	5	12	2.4	4	0	4	26	6.5	8	0	6	135	22.5	42	0	1	0	2	2.0	2	0
11/04	at Atlanta	p	1	2	2.0	2	0	5	21	4.2	10	1	1	18	18.0	18	0	0	0	0	0	0	0
11/11	Buffalo	p	2	3	1.5	7	0	7	29	4.1	12	1	1	29	29.0	29	0	0	0	0	0	0	0
11/18	St. Louis	p	2	7	3.5	4	0	3	19	6.3	11	0	5	81	16.2	19	0	0	0	0	0	0	0
11/25	New Orleans	p	3	36	12.0	24	0	0	0	0	0	0	0	0	0	0	0	0	0	0	0	0	0
12/02	at NY Jets	p	3	23	7.7	13	0	0	0	0	0	0	0	0	0	0	0	0	0	0	0	0	0
12/09	Cleveland	p	2	0	0.0	0	0	3	11	3.7	8	0	5	82	16.4	22	0	1	0	8	8.0	8	0
12/16	at Buffalo	p	2	10	5.0	7	0	1	2	2.0	2	0	0	0	0	0	0	1	0	7	7.0	7	0
12/22	Miami	S	0	0	0	0	0	1	7	7.0	7	0	0	0	0	0	0	0	0	0	0	0	0
01/06	at Carolina	p	2	-3	-1.5	-1	0	0	0	0	0	0	1	14	14.0	14	0	0	0	0	0	0	0
2001 Season Totals		**15/1**	**41**	**169**	**4.1**	**24**	**1**	**30**	**189**	**6.3**	**28**	**2**	**33**	**662**	**20.1**	**42**	**0**	**4**	**0**	**27**	**6.8**	**10**	**0**
01/19	Oakland	p	1	-1	-1.0	-1	0	3	22	7.3	8	0	0	0	0	0	0	0	0	0	0	0	0
01/27	at Pittsburgh	p	0	0	0	0	0	0	0	0	0	0	0	0	0	0	0	0	0	0	0	0	0
02/03	St. Louis	p	2	15	7.5	8	0	1	-1	-1.0	-1	0	0	0	0	0	0	0	0	0	0	0	0
2001 Postseason		**3/0**	**3**	**14**	**4.7**	**8**	**0**	**4**	**21**	**5.3**	**8**	**0**	**0**	**0**	**0**	**0**	**0**	**0**	**0**	**0**	**0**	**0**	**0**

Pronounced: FOUR-ee-ay

Career Transactions

Christian Fauria was signed by the New England Patriots as an unrestricted free agent on March 22, 2002 … Originally drafted by the Seattle Seahawks in the second round (39th overall) of the 1995 NFL draft.

Career Highlights

★ **Career GP/GS: 103/73 (1/1)**

★ Fauria recorded 166 catches for 1,683 yards and seven touchdowns while playing in 103 career games with Seattle (1995-2001).

★ Fauria ranks as the Seahawks all-time leader in receptions (166) and yards (1,683) by a tight end.

★ Fauria established career-highs with 37 receptions and 377 yards receiving during the 1998 season.

★ Fauria nearly equaled his career marks the following season with 35 receptions and 376 yards as the Seahawks finished 9-7 and qualified for the playoffs for the first time since 1988.

FAURIA'S SPOTLIGHTS

★Christian was inducted into his high school's hall of fame in a ceremony on June 1, 2002.

★Christian played in the 2002 Patriots Charitable Golf Tournament at Belmont Country Club, which raised over $300,000 for the Patriots Charitable Foundation.

Seasonal Reviews

2001 (16/11 – Seattle): Started in 11 of 16 games and totaled 21 receptions for 188 yards (9.0 avg.) with one touchdown … Had at least two receptions in eight games … Added one special teams tackle. **Oakland (9/30):** Caught a season-high four passes for 34 yards, including a 3-yard touchdown reception. **Jacksonville (10/7):** Started and helped open holes for the Seahawk rushing attack that gained 185 yards rushing on 36 attempts (5.1 avg.). **Oakland (11/11):** Started and was part of an offensive front which helped Seattle set a franchise record with 319 yards rushing on 42 attempts (7.6 avg.). **San Diego (12/30):** Caught a two-point conversion which gave the Seahawks a 22-16 lead in their 25-22 victory. **Kansas City (1/6/02):** Hauled in season and career-long 30-yard reception in season finale

2000 (15/10 – Seattle): Played in 15 games with 10 starts and totaled 28 receptions for 237 yards while matching a career high with two touchdown receptions … Added one special teams tackle … Fauria and Itula Mili combined for five touchdowns, marking the most by the position since Mike Tice and Travis McNeal combined for five in 1991. **Kansas City (10/2):** Tied for the team lead with four receptions for 25 yards … Helped lead the way for the Seahawks rushing attack which gained a season-high 189 yards on 33 carries (5.7 avg.). **Kansas City (10/29):** Set season-highs with five catches and 50 yards and also snared a 2-yard touchdown pass. **San Diego (11/5):** Caught a 10-yard touchdown pass in 17-15 victory over the Chargers … It was the first time in his career he recorded a touchdown in back-to-back games.

1999 (16/16, 1/1 – Seattle): Started all 16 games and nearly equaled his career-highs with 35 receptions and 376 yards receiving … Seahawks earned a 9-7 record and qualified for the playoffs for the first time since 1988 … Started the Wild Card playoff game versus Miami (1/9/00) and tied for the team lead with three catches for 31 yards … Caught at least one pass in the final 14 games of the season, including the Wild Card playoff game against Miami. **San Diego (10/17):** Led the Seahawks with 60 yards receiving on four receptions, including a season-long 25 yard reception against the Chargers. **Cincinnati (11/7):** Started at tight end and helped lead the Seahawk rushing attack which gained 173 yards rushing on 37 carries (4.7 avg.). **Chargers (12/12):** Grabbed four catches for 35 yards. **Kansas City (12/26):** Established career-highs with six catches for 84 yards in the Seahawks 23-14 victory at the final regular season game in the Kingdome … Led the Seahawks in both catches and receiving yards. **Miami (1/9/00):** Tied for the team lead with three catches for 41 yards in the Seahawks first playoff game since 1988.

1998 (16/15 – Seattle): Finished the season with a career-high 37 receptions, tying the Seahawks single-season record for a tight end (Ron Howard, 1976) … Also established career-highs in receiving yards (377) and touchdowns (2). **Pittsburgh (9/27):** Scored the Seahawks only touchdown with an acrobatic 14-yard reception, his first of the season. **Oakland (11/1):** Totaled 56 yards receiving on four receptions, including a season-high 25-yard grab. **Oakland (11/15):** Caught a 12-yard touchdown pass to tie the game at 17 with only 1:01 remaining … Totaled four catches for 32 yards. **Denver (12/27):** Closed out his record setting season with season highs of five receptions and 67 yards receiving … Helped lead the way for the Seahawks rushing attack which gained a season-high 226 yards rushing on 41 carries (5.5 avg.) against the Broncos.

1997 (16/3 – Seattle): Played 16 games with three starts and caught ten passes for 110 yards (11.0 avg.) … Credited with four tackles on special teams. **N.Y. Jets (8/31):** Started the season opener and set season-highs with two catches and 27 yards receiving. **Tennessee (10/5):** Tied his season-high with two catches for 13 yards and also opened holes for the Seahawks top rushing performance of the season, 167 yards on 19 attempts (8.8 avg.). **Atlanta (11/30):** Set a career-high, which he later eclipsed, with a 25-yard reception.

1996 (10/9 – Seattle): Played in 10 games and started nine before being placed on injured reserve … Caught 18 passes for 214 yards and one touchdown. **San Diego (10/27):** Started and helped open holes for a Seahawk rushing attack which gained a season-high 208 yards on 34 attempts (6.1 avg.) in a 32-13 victory over the Chargers. **Denver (12/1):** Recorded a season-high four receptions for 53 yards, including a 23-yard touchdown reception.

1995 (14/9 – Seattle): Played 14 games, including nine starts, and caught 17 passes for 181 yards and one touchdown … Established a Seahawks rookie tight end record with 17 receptions and 181 yards. **Kansas City (9/3):** Caught three passes for 37 yards in his first professional game. **San Diego (9/10):** Started his first NFL game and set season-highs with four receptions and 41 receiving yards … Grabbed his only touchdown of the season, on a 20-yard reception.

College

Finished his Colorado career with 98 receptions for 1,058 yards, and 12 touchdowns … Ranked fourth in school history in receptions and ninth in yards … Big 8 Conference record-holder for receptions by a tight end … Voted team captain as a senior … Winner of the Derek Singleton Award which is given to the Colorado player who displays the spirit, enthusiasm, and dedication, as a sophomore, junior and senior … First-team All-Big 8 Conference as a senior and third-team *Associated Press* All-American choice … Caught 35 passes for 356 yards and three touchdowns as a senior and finished second on the team in receptions … Registered a single-game high seven receptions for 43 yards against Michigan and had at least four receptions in three other games … Ended the season with a one-yard touchdown reception against Notre Dame in the Fiesta Bowl … Started every game as a junior and caught 30 passes for 351 yards and one touchdown … Started the season with nine receptions for 97 yards against Texas … Second-team all-conference as a sophomore and caught 31 passes for 326 yards on five touchdowns … Reception total was the most by a Colorado tight end since 1984 … Played every game in 1991 as a redshirt freshman … First catch went for a touchdown against Oklahoma … Caught a game-winning 20-yard touchdown pass from field goal formation in a 16-12 win over Oklahoma State.

SINGLE-GAME CAREER HIGHS

Receptions:	6	Kansas City (12/26/99)
Yards:	84	Kansas City (12/26/99)
Longest Reception:	30	vs. Kansas City (1/6/02)
Touchdowns:	1	Seven Times, Most Recent at Oakland (9/30/01)

Personal

Christian Fauria was born on Sept. 22, 1971 in Northridge, Calif. … First-team All-California Interscholastic Federation and first-team All-Del Ray League as a tight end at Crespi (Encino, Calif.) High School … Team captain and most valuable player as a senior while catching 58 passes for 674 yards and six touchdowns … Added 78 tackles and six sacks while playing linebacker … Played only one season of basketball earning most valuable player honors after averaging 16.0 points and 13.0 rebounds per game as a senior … Also lettered in track … Inducted into his high schools hall of fame on June 1, 2002 … Owns his own masonry business along with one of his brothers … One brother, Lance, lettered as a tight end at the University of Washington in 1984 and another, Quinn, played fullback at Northern Arizona in 1989 … His sister, Julie, played basketball at the College of the Canyons … Hosted the Christian Fauria Putt-Putt Invitational in 1998 to benefit the Boys and Girls Clubs of King County … Christian and his wife Rhonda have a daughter Riley (6/6/00) and son Caleb (8/28/01) … Fauria majored in communications at Colorado.

CHRISTIAN FAURIA

Pos: TE **Ht:** 6-4 **Wt:** 250 **Year:** 8th **Acq:** UFA (SEA)-02 **College:** Colorado **Born:** 9/22/71

Regular Season			Receiving						Kickoff Returns						Postseason					
Year	Team	G/S	No	Yds	Avg	LG	TD	2-Pt	No	Yds	Avg	Lg	TD	SpT	G/S	No	Yds	Avg	Lg	TD
1995	Seattle	14/9	17	181	10.6	20t	1	0	0	0	0	0	0	3	-/-	-	-	-	-	-
1996	Seattle	10/9	18	214	11.9	23t	1	0	1	8	8.0	8	0	0	-/-	-	-	-	-	-
1997	Seattle	16/3	10	110	11.0	25	0	0	0	0	0.0	0	0	4	-/-	-	-	-	-	-
1998	Seattle	16/15	37	377	10.2	25	2	0	0	0	0.0	0	0	0	-/-	-	-	-	-	-
1999	Seattle	16/16	35	376	10.7	25	0	0	2	15	7.5	8	0	2	1/1	3	31	10.3	14	0
2000	Seattle	15/10	28	237	8.5	16	2	0	1	9	9.0	9	0	1	-/-	-	-	-	-	-
2001	Seattle	16/11	21	188	9.0	30	1	1	1	0	0.0	0	0	1	-/-	-	-	-	-	-
Totals-7 years		**103/73**	**166**	**1,683**	**10.1**	**30**	**7**	**1**	**5**	**32**	**6.4**	**9**	**0**	**11**	**1/1**	**3**	**31**	**10.3**	**14**	**0**

FAURIA'S CAREER GAME-BY-GAME

1995 Opponent		**S/P**	**No.**	**Yds.**	**Avg.**	**Lg**	**TD**	**W/L**	**Score**
09/03	Kansas City	p	3	37	12.3	18	0	L	10-34
09/10	at San Diego	S	4	41	10.3	20t	1	L	10-14
09/17	Cincinnati	S	1	9	9.0	9	0	W	24-21
10/01	Denver	S	2	37	18.5	19	0	W	27-10
10/08	at Oakland	S	0	0	0.0	0	0	L	14-34
10/15	at Buffalo	S	1	11	11.0	11	0	L	21-27
10/22	San Diego	S	3	22	7.3	8	0	L	25-35
10/29	at Arizona	S	0	0	0.0	0	0	L	14-20 ot
11/05	N.Y. Giants	S	1	5	5.0	5	0	W	30-28
11/12	at Jacksonville	S	1	10	10.0	10	0	W	47-30
11/19	at Washington			inactive				W	27-20
11/26	N.Y. Jets			inactive				L	10-16
12/03	Philadelphia	p	0	0	0.0	0	0	W	26-24
12/10	at Denver	p	0	0	0.0	0	0	W	31-27
12/17	Oakland	p	0	0	0.0	0	0	W	44-10
12/24	at Kansas City	p	1	9	9.0	9	0	L	3-26
1995 Totals		**14/9**	**17**	**181**	**10.6**	**20t**	**1**		**8-8**

1996 Opponent		**S/P**	**No.**	**Yds.**	**Avg.**	**Lg**	**TD**	**W/L**	**Score**
09/01	at San Diego	p	3	19	6.3	8	0	L	7-29
09/08	Denver	S	4	53	13.3	23t	1	L	20-30
09/15	Kansas City	S	1	19	19.0	19	0	L	17-35
09/22	at Tampa Bay	S	1	18	18.0	18	0	W	17-13
09/29	Green Bay	S	3	36	12.0	21	0	L	10-31
10/06	at Miami	S	0	0	0.0	0	0	W	22-15
10/17	at Kansas City	S	2	20	10.0	11	0	L	16-34
10/27	San Diego	S	0	0	0.0	0	0	W	32-13
11/03	Houston	S	1	15	15.0	15	0	W	23-16
11/10	Minnesota	S	3	34	11.3	17	0	W	42-23
11/17	at Detroit			placed on injured reserve				L	16-17
11/24	Oakland							L	21-27
12/01	at Denver							L	7-34
12/08	Buffalo							W	26-18
12/15	at Jacksonville							L	13-20
12/22	at Oakland							W	28-21
1996 Totals		**10/9**	**18**	**214**	**11.9**	**23t**	**1**		**7-9**

1997 Opponent		**S/P**	**No.**	**Yds.**	**Avg.**	**Lg**	**TD**	**W/L**	**Score**
08/31	N.Y. Jets	S	2	27	13.5	19	0	L	3-41
09/07	Denver	S	1	10	10.0	10	0	L	14-35
09/14	at Indianapolis	p	0	0	0.0	0	0	W	31-3
09/21	San Diego	p	0	0	0.0	0	0	W	26-22
09/28	at Kansas City	S	0	0	0.0	0	0	L	17-20 ot
10/05	Tennessee	p	2	13	6.5	7	0	W	16-13
10/19	at St. Louis	p	0	0	0.0	0	0	W	17-9
10/26	Oakland	p	0	0	0.0	0	0	W	45-34
11/02	at Denver	p	0	0	0.0	0	0	L	27-30
11/09	at San Diego	p	0	0	0.0	0	0	W	37-31
11/16	at New Orleans	p	0	0	0.0	0	0	L	17-20 ot
11/23	Kansas City	p	0	0	0.0	0	0	L	14-19
11/30	Atlanta	p	1	25	25.0	25	0	L	17-24
12/07	at Baltimore	p	2	19	9.5	14	0	L	24-31
12/14	at Oakland	p	1	7	7.0	7	0	W	22-21
12/21	San Francisco	p	1	9	9.0	9	0	W	38-9
1997 Totals		**16/3**	**10**	**110**	**11.0**	**25**	**0**		**8-8**

1998 Opponent		**S/P**	**No.**	**Yds.**	**Avg.**	**Lg**	**TD**	**W/L**	**Score**
09/06	at Philadelphia	S	1	9	9.0	9	0	W	38-0
09/13	Arizona	S	0	0	0.0	0	0	W	33-14
09/20	Washington	S	3	18	6.0	11	0	W	24-14
09/27	at Pittsburgh	S	1	14	14.0	14t	1	L	10-13
10/04	at Kansas City	S	1	13	13.0	13	0	L	6-17
10/11	Denver	S	4	53	13.2	16	0	L	16-21
10/25	at San Diego	S	0	0	0.0	0	0	W	27-20
11/01	Oakland	S	4	56	14.0	25	0	L	18-31
11/08	Kansas City	S	2	20	10.0	14	0	W	24-12
11/15	at Oakland	S	4	32	8.0	12t	1	L	18-31
11/22	at Dallas	S	0	0	0.0	0	0	L	22-30
11/29	Tennessee	S	4	28	7.0	10	0	W	20-18
12/06	at N.Y. Jets	S	3	26	8.7	14	0	L	31-32
12/13	San Diego	S	4	31	7.8	11	0	W	38-17
12/20	Indianapolis	p	1	10	10.0	10	0	W	27-23
12/27	at Denver	S	5	67	13.4	24	0	L	21-28
1998 Totals		**16/15**	**37**	**377**	**10.2**	**25**	**2**		**8-8**

1999 Opponent		**S/P**	**No**	**Yds**	**Avg**	**Lg**	**TD**	**W/L**	**Score**
09/12	Detroit	S	0	0	0.0	0	0	L	20-28
09/19	at Chicago	S	0	0	0.0	0	0	W	14-13
09/26	at Pittsburgh	S	2	30	15.0	15	0	W	29-10
10/03	Oakland	S	2	17	8.5	9	0	W	22-21
10/17	at San Diego	S	4	60	15.0	25	0	L	10-13
10/24	Buffalo	S	3	42	14.0	19	0	W	26-16
11/01	at Green Bay	S	2	11	5.5	10	0	W	27-7
11/07	Cincinnati	S	1	14	14.0	14	0	W	37-20
11/14	Denver	S	1	6	6.0	6	0	W	20-17
11/21	at Kansas City	S	2	20	10.0	11	0	W	31-19
11/28	Tampa Bay	S	3	15	5.0	7	0	L	3-16
12/05	at Oakland	S	1	7	7.0	7	0	L	21-30
12/12	San Diego	S	4	35	8.8	18	0	L	16-19
12/19	at Denver	S	1	11	11.0	11	0	L	30-36 ot
12/26	Kansas City	S	6	84	14.0	19	0	W	23-14
01/02	at N.Y. Jets	S	3	24	8.0	13	0	L	9-19
1999 Totals		**16/16**	**35**	**376**	**10.7**	**25**	**0**		**9-7**
01/09	Miami	S	3	31	10.3	14	0	L	17-20

2000 Opponent		**S/P**	**No**	**Yds**	**Avg**	**Lg**	**TD**	**W/L**	**Score**
09/03	at Miami			did not play				L	0-23
09/10	St. Louis	p	0	0	0.0	0	0	L	34-37
09/17	New Orleans	p	2	16	8.0	9	0	W	20-10
09/24	at San Diego	p	1	13	13.0	13	0	W	20-12
10/02	at Kansas City	S	4	25	6.3	8	0	L	17-24
10/08	at Carolina	S	3	24	8.0	12	0	L	3-26
10/15	Indianapolis	S	0	0	0.0	0	0	L	24-37
10/22	at Oakland	p	1	6	6.0	6	0	L	3-31
10/29	Kansas City	S	5	50	10.0	16	1	L	19-24
11/05	San Diego	S	1	10	10.0	10t	1	W	17-15
11/12	at Jacksonville	S	3	25	8.3	13	0	W	28-21
11/26	Denver	S	3	16	5.3	7	0	L	31-38
12/03	at Atlanta	S	1	9	9.0	9	0	W	30-10
12/10	at Denver	p	1	9	9.0	9	0	L	24-31
12/16	Oakland	S	1	8	8.0	8	0	W	27-24
12/23	Buffalo	S	2	26	13.0	14	0	L	23-42
2000 Totals		**15/10**	**28**	**237**	**8.5**	**16**	**2**		**6-10**

2001 Opponent		**S/P**	**No**	**Yds**	**Avg**	**Lg**	**TD**	**W/L**	**Score**
09/09	at Cleveland	S	0	0	0.0	0	0	W	9-6
09/23	Philadelphia	S	2	13	6.5	11	0	L	3-27
09/30	at Oakland	p	4	34	8.5	12	1	L	14-38
10/07	Jacksonville	S	1	5	5.0	5	0	W	24-15
10/14	Denver	S	1	12	12.0	12	0	W	34-21
10/28	Miami	S	2	16	8.0	9	0	L	20-24
11/04	at Washington	S	2	25	12.5	14	0	L	14-27
11/11	Oakland	S	0	0	0.0	0	0	W	34-27
11/18	at Buffalo	S	2	13	6.5	7	0	W	23-20
11/25	at Kansas City	p	0	0	0.0	0	0	L	7-19
12/02	San Diego	p	0	0	0.0	0	0	W	13-10 ot
12/09	at Denver	S	2	14	7.0	9	0	L	7-20
12/16	Dallas	S	2	14	7.0	9	0	W	29-3
12/23	at N.Y. Giants	p	2	12	6.0	6	0	L	24-27
12/30	at San Diego	p	0	0	0.0	0	0	W	25-22
01/06	Kansas City	S	1	30	30.0	30	0	W	21-18
2001 Totals		**16/11**	**21**	**188**	**9.0**	**30**	**1**		**9-7**

Career Transactions

Bobby Hamilton signed with the New England Patriots on July 16, 2000 ... Signed a three-year contract extention (11/3/00) ... He was originally signed by Seattle as a rookie free agent (4/29/94) ... Placed on injured reserve by Seattle (8/17/94) ... Released from Seattle (8/15/95) ... Signed by the N.Y. Jets as a free agent (7/20/96) ... Released by the Jets (8/26/96) but signed onto their practice squad (8/27/96) ... Activated from the practice squad (9/5/96) ... Re-signed with the Jets (5/5/97) ... Contract expired with the Jets (2/10/00).

Career Highlights

★**Career GP/GS: 86/43 (5/3)**

★Hamilton led the Patriots with a career-high seven sacks in 2001.

★Hamilton teamed with Anthony Pleasant for 13 sacks (seven and six, respectively) in 2001. It was the highest sack total by a Patriots defensive line tandem since defensive ends Brent Williams (8.0) and Gary Jeter (7.0) totaled 15 in 1989.

★Hamilton was part of a Patriots defense that limited opponents to an average of 17.0 points per game in 2001. It was the third lowest total in franchise history and the lowest during a 16-game season.

★Hamilton was credited with 10 tackles, including one sack during the 2001 postseason.

★Hamilton led all NFL defensive lineman during the 2000 season with 79 tackles (based on league-wide press box statistics).

★Amassed a season-high with 10 tackles against the N.Y. Jets (10/15/00).

★Finished second on the N.Y. Jets with 4.5 sacks in 1996.

★Hamilton established a career-high with 11 tackles (8 solos) against the Houston Oilers (12/1/96).

★Hamilton is a former rookie free agent and World League of American Football alum (Amsterdam Admirals-1996).

HAMILTON'S SPOTLIGHTS

★Bobby participated in the Morgan Memorial Thanksgiving Adopt-a-Family program in 2001, which provided Thanksgiving dinners for 100 needy Boston families.

★Bobby played under head coach Bill Belichick and defensive coordinator Romeo Crennel with the N.Y. Jets from 1997-99.

★Bobby led all NFL defensive lineman during the 2000 season with 79 tackles (based on league-wide press box statistics).

Seasonal Reviews

2001 (16/15; 3/3): Started 15 of 16 regular season games at left defensive end/tackle … Hamilton led the Patriots with a career-high seven sacks … Recorded 52 tackles (31 solos), five passes defensed and recovered one fumble ... Added 10 tackles during the postseason, including a sack of Kurt Warner in Super Bowl XXXVI … Hamilton teamed with Anthony Pleasant for 13 sacks (seven and six, respectively) in 2001. It was the highest sack total by a Patriots defensive line tandem since defensive ends Brent Williams (8.0) and Gary Jeter (7.0) totaled 15 in 1989 … **N.Y. Jets (9/23):** Collected a season-high eight tackles, including a sack of Vinny Testaverde … Part of a defense which limited the Jets to 238 total yards, the lowest total allowed by a Patriots opponent in 2001. **Indianapolis (9/30):** Sacked Peyton Manning for a loss of a yard, one of four tackles he recorded against the Colts … Part of defensive front that held the Colts to 82 yards rushing. **San Diego (10/14):** Part of defensive front that held the NFL's leading rusher at the time, LaDainian Tomlinson, to only 74 yards rushing on 24 attempts (3.1 avg.) in the Patriots 29-26 overtime victory. **Indianapolis (10/21):** Equaled a career-high with two sacks of Manning, dropping him for eight-yard losses on first down on two separate drives in the second quarter … Recovered a Manning fumble at the Patriots 24-yard line in the fourth quarter. **Atlanta (11/4):** Notched a half-a-sack when he teamed with Mike Vrabel to bring down Chris Chandler for a seven yard loss ... Part of Patriots defensive assault on the Falcons, as seven different defenders collected nine sacks, tying the second-highest total in franchise history. **Buffalo (11/11):** Defense limited the Bills to only 241 total yards, including only 69 yards rushing … Teamed with Richard Seymour to tackle Bills running back Travis Henry for a one-yard loss in the second quarter … Tallied half-a-sack when he teamed

with Willie McGinest to bring down Rob Johnson for a two-yard loss in the second quarter. **N.Y. Jets (12/2):** Credited with five solo tackles, including a sack Vinny Testaverde for a nine-yard loss in the Patriots 17-16 come-from-behind win over the Jets … Tackled running back Curtis Martin for a three-yard loss in the fourth quarter. **Cleveland (12/9):** Registered four tackles (3 solos) as the Patriots defense held the Browns to just 50 yards rushing on 19 carries (2.6 avg.), the lowest total allowed by the Patriots in 2001 … Stymied Browns runner James Jackson for no gain twice in the second half. **Miami (12/22):** Recorded five tackles (4 solos), including a sack of Jay Fiedler for an eight-yard loss in the Patriots 20-13 victory … Part of defensive front that held the Dolphins to just 58 yards rushing on 19 carries (3.1 avg.). **Oakland (1/19):** Made his first career postseason start and recorded three tackles while the Patriots defense limited the Raiders to just 77 yards rushing on 30 carries (2.6 avg.). **Pittsburgh (1/27):** Recorded three tackles and was part of defensive front that held the Steelers to their lowest rushing total of the season, 58 yards rushing on 22 carries (2.6 avg.) … All three of his tackles were either for no gain or for a loss. **St. Louis (2/3):** Notched four tackles, including a sack of Kurt Warner for a five-yard loss, for his first career postseason sack … Joined with Pleasant to bring down Marshall Faulk for no gain in the third quarter.

2000 (16/16): Started every game at defensive end and recorded a career high 79 tackles, including 1.5 sacks … His 79 tackles led all NFL defensive linemen during the 2000 season … One of just three defenders to start every game (Tedy Bruschi and Lawyer Milloy) of the season … Recovered one fumble and batted down five passes. **Tampa Bay (9/3):** Recorded five tackles including teaming with Andy Katzenmoyer to stop Warrick Dunn for 5-yard loss … Batted down a Shaun King pass on second down forcing third-and-long. **N.Y. Jets (9/11):** Teamed with Henry Thomas to sack Vinny Testaverde for 5-yard loss … Defense limited Jets to only 59 yards rushing. **Minnesota (9/17):** Recorded eight tackles, his second-highest total of the 2000 season. **Miami (9/24):** Accumulated six tackles and helped the defense limit the Dolphins to only 242 total yards and 10 points … It was the lowest yardage output by a Patriots opponent in 2000 … Added a pressure of Jay Fiedler, which led to an interception and then a Patriots field goal. **N.Y. Jets (10/15):** Finished tied for second on the team with a season-high 10 tackles and added a fumble recovery. **Buffalo (11/5):** Teamed with Ted Johnson to stop Sammy Morris for 2-yard loss forcing Bills to punt on their opening drive … Added six tackles. **Cincinnati (11/19):** Provided seven tackles … Defense limited Bengals Corey Dillon to only 79 yards on 28 carries (2.8 avg) in 16-13 victory. **Kansas City (12/4):** Pressured Elvis Grbac out of pocket and swatted away his pass attempt … Aided defense that held the Chiefs to only 68 yards rushing in a 30-24 victory. **Chicago (12/10):** Registered seven tackles, including a sack of Shane Matthews. **Buffalo (12/17):** Chipped in five tackles for defense that held the Bills to only 10 points in a

SINGLE-GAME CAREER HIGHS

Tackles:	11	vs. Houston (12/1/96)
	10	vs. N.Y. Jets (10/15/00)
Solo:	8	vs. Houston (12/1/96)
Assists:	6	vs. N.Y. Jets (10/15/00)
Sacks:	2	at Indianapolis (10/21/01)
		at Jacksonville (10/13/96)

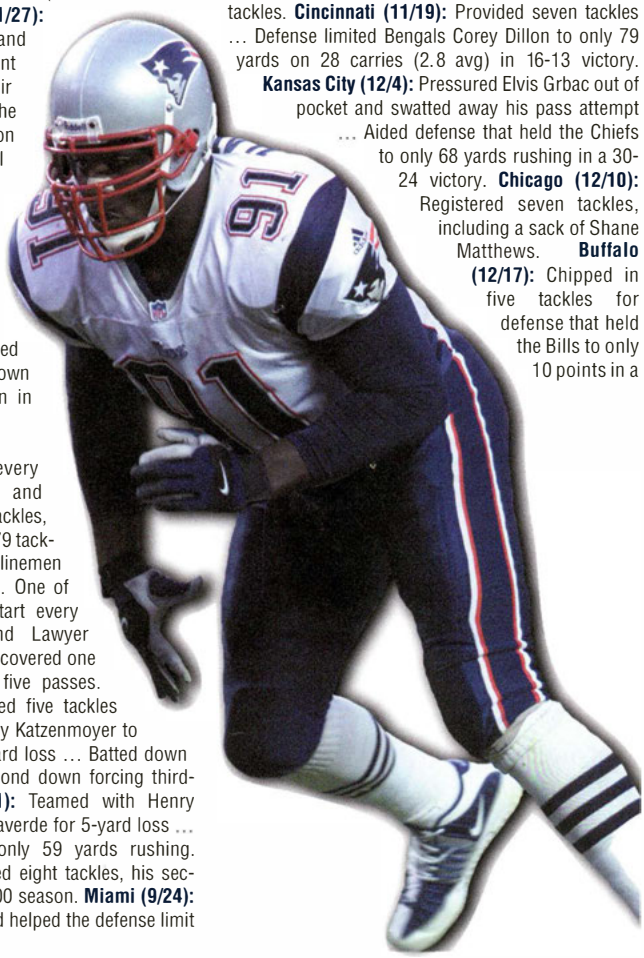

13-10 overtime victory ... Recorded pass defensed when he batted Doug Flutie's pass at line of scrimmage.

1999 (7/0 - N.Y. Jets): Hamilton played in seven games with the Jets and recorded 11 defensive tackles … Also added four special teams stops … Played in the defensive line rotation and had a season-high three tackles at Buffalo (9/19) … Recorded one tackle in the Jets 21-13 win at Denver (10/3) … Tied his season-high with three tackles and pressured quarterback into throwing an interception in 22-21 win at Dallas (12/19).

1998 (16/1; 2/0 - N.Y. Jets): Played in all 16 regular season games and in both playoff contests … Credited with 27 tackles as part of the Jets defensive line rotation ... Opened season with two tackles at San Francisco (9/6) … Credited with four tackles in home opener vs. Baltimore (9/13) … Posted a season-high six tackles at St Louis (10/11) ... Generated two tackles and pressured Falcons quarterbacks numerous times in 28-3 win vs. Atlanta (10/25) … Closed out the regular season with two tackles in 31-10 win vs. New England (12/27) … Registered three tackles in the AFC Championship Game at Denver.

1997 (16/0 - N.Y. Jets): Played in all 16 games and recorded 24 tackles (15 solos) including one sack … Added one forced fumble and three passes defensed … Also played on numerous special teams units … Opened the season with two tackles as part of goal-line stand in which Seattle did not score after being first and goal on the one-yard-line at Seattle (8/31) … Spelled injured Hugh Douglas in the second half and had one tackle vs. Buffalo (9/7) … Rotated at defensive end and had two tackles versus Oakland (9/21) … Credited with his first sack of the season, dropping Peyton Manning for a 2-yard loss in 16-12 win at Indianapolis (10/5) … Contributed two tackles in consecutive weeks vs. Miami (10/12) and vs. New England (10/19) … Swatted a pass at the line of scrimmage at Chicago (11/16) … Batted down a crucial pass on third-and-seven in the third quarter vs. Minnesota (11/23) … Recorded a season-high with four tackles vs. Indianapolis (12/7) … Credited with three tackles and batted down one pass for a Jets defense that held the Buccaneers offense to 111 total yards (21 net yards passing and 90 rushing) vs. Tampa Bay (12/14).

1996 (15/11 - N.Y. Jets): Started 11 of his 15 games at defensive end and finished second on the team with four-and-a-half sacks … Contributed 57 defensive tackles (44 solos) … Added two passes defensed, two fumble recoveries and one forced fumble … Started the season on the team's practice squad but was signed to the active roster after defensive tackle Erik Howard was lost for the season with an injury … Experienced his first NFL action vs. Indianapolis (9/8) and had two tackles … Followed his debut, with a four tackle (3 solos) performance at Miami (9/15) … Started his first professional game at Washington (9/29) and had two tackles ... Started the final 10 games of the season at left defensive end … Shared the team lead with eight tackles (7 solos), including two sacks and a forced fumble at Jacksonville (10/13) … Credited with four tackles vs. Buffalo (10/20) … Also recovered a fumble and advanced the ball seven yards to the opponents nine-yard-line which led to a touchdown on the next play … Accrued six solo tackles, including one tackle for a loss, and added one special teams tackle at Buffalo (11/24) … Established a career-high with 11 tackles (8 solos) and added a pass defensed vs. Houston (12/1) … Gathered seven tackles (4 solos), including one sack and two tackles for losses at New England (12/8) … Recorded four tackles, including the only sack of the game, dropping Dan Marino for a 3-yard loss vs. Miami (12/22).

1996 World League (11/9 - Amsterdam Admirals): Started nine of the 11 games he played for Amsterdam of the WLAF (now NFL Europe) … Recorded 30 tackles and five sacks.

1995 (0/0): Hamilton spent training camp with the Seattle Seahawks, but was released on the final cut.

1994 (0/0 - Seattle): Signed with Seattle as a rookie free agent (4/29/94) but he suffered a left knee injury in the team's first preseason game … He was placed on injured reserve for the remainder of the season.

College

Hamilton was a four-year letterman and two-year starter for Southern Mississippi … Finished his career with 173 tackles, 18 sacks and 18 tackles for a loss … Achieved career-highs with 66 tackles and 14 tackles for a loss as a senior … Also led the team with eight sacks as a senior, two off the school record.

Personal

Bobby Hamilton was born the son of Billy and Charlene Hamilton on July 1, 1971 in Columbia, Miss. … Lettered in football, basketball, baseball and track at East Marion High School in his hometown of Columbia, Miss. … Enjoys playing basketball and cooking in his free time … Has four brothers (one older and three younger) … Raised by his mother, Charlene Hamilton, and his grandparents, Savannah and Charlie James, who he remains very close to … Father, Billy Hamilton, tried out at wide receiver for Denver in the 1960s … His father was killed in an accident in 1981 when Bobby was nine years old.

BOBBY HAMILTON

Pos: DE **Ht:** 6-5 **Wt:** 280 **Year:** 8th **Acq:** FA-00 **College:** Southern Mississippi **Born:** 7/1/71

Regular Season			Tackles					Ints.			Misc.				Postseason						
Year	**Team**	**G/S**	**TT**	**UT**	**A**	**S**	**Yds**	**No**	**Yds**	**PD**	**FF**	**FR**	**Yds**	**SpT**	**G/S**	**TT**	**UT**	**A**	**S**	**Yds**	**PD**
1994	Seattle		Injured Reserve																		
1995			Out of Football																		
1996	Jets	15/11	57	44	13	4.5	na	0	0	2	1	2	na	3	-/-	-	-	-	-	-	-
1997	Jets	16/0	24	15	9	1	2.0	0	0	3	0	0	0	0	-/-	-	-	-	-	-	-
1998	Jets	16/1	27	17	10	0	0	0	0	0	0	0	0	0	2/0	3	1	2	0	0	0
1999	Jets	7/0	7	5	2	0	0	0	0	0	0	0	0	4	-/-	-	-	-	-	-	-
2000	Patriots	16/16	79	41	38	1.5	4.5	0	0	5	0	1	0	0	-/-	-	-	-	-	-	-
2001	Patriots	16/15	52	31	21	7.0	41.5	0	0	5	0	1	0	0	3/3	10	3	7	1	5	1
Totals -6 Years		**86/43**	**246**	**153**	**93**	**14.0**	**48.0**	**0**	**0**	**15**	**1**	**4**	**0**	**7**	**5/3**	**13**	**4**	**9**	**1**	**5**	**1**

HAMILTON'S PATRIOTS GAME-BY-GAME

2000	**Opponent**	**P/S**	**TT**	**UT**	**A**	**S**	**Y**	**I**	**Y**	**PD**	**FF**	**FR**	**SpT**	**W/L**	**Score**
09/03	Tampa Bay	S	5	2	3	0	0	0	0	1	0	0	0	L	16-21
09/11	at N.Y. Jets	S	2	1	1	.5	2.5	0	0	0	0	0	0	L	19-20
09/17	Minnesota	S	8	4	4	0	0	0	0	0	0	0	0	L	13-21
09/24	at Miami	S	6	1	5	0	0	0	0	1	0	0	0	L	3-10
10/01	at Denver	S	2	2	0	0	0	0	0	0	0	0	0	W	28-19
10/08	Indianapolis	S	3	2	1	0	0	0	0	0	0	0	0	W	24-16
10/15	N.Y. Jets	S	10	4	6	0	0	0	0	0	0	1	0	L	17-34
10/22	at Indianapolis	S	5	4	1	0	0	0	0	0	0	0	0	L	23-30
11/05	Buffalo	S	6	3	3	0	0	0	0	0	0	0	0	Lot	10-13
11/12	at Cleveland	S	3	3	0	0	0	0	0	0	0	0	0	L	11-19
11/19	Cincinnati	S	7	2	5	0	0	0	0	0	0	0	0	W	16-13
11/23	at Detroit	S	7	3	4	0	0	0	0	1	0	0	0	L	9-34
12/04	Kansas City	S	2	1	1	0	0	0	0	1	0	0	0	W	30-24
12/10	at Chicago	S	7	6	1	1	2	0	0	0	0	0	0	L	17-24
12/17	at Buffalo	S	5	3	2	0	0	0	0	1	0	0	0	W	ot13-10
12/24	Miami	S	1	0	1	0	0	0	0	0	0	0	0	L	24-27
2000 Totals		**16/16**	**79**	**41**	**38**	**1.5**	**4.5**	**0**	**0**	**5**	**0**	**1**	**0**		**5-11**

2001	**Opponent**	**P/S**	**TT**	**UT**	**A**	**S**	**Y**	**I**	**Y**	**PD**	**FF**	**FR**	**SpT**	**W/L**	**Score**
09/09	at Cincinnati	S	1	0	1	0	0	0	0	1	0	0	0	L	17-23
09/23	N.Y. Jets	S	8	3	5	1	3.0	0	0	0	0	0	0	L	3-10
09/30	Indianapolis	S	4	2	2	1	1.0	0	0	0	0	0	0	W	44-13
10/07	at Miami	S	3	1	2	0	0	0	0	0	0	0	0	L	10-30
10/14	San Diego	S	5	3	2	0	0	0	0	0	0	0	0	W ot	29-26
10/21	at Indianapolis	S	4	3	1	2	16.0	0	0	0	0	1	0	W	38-17
10/28	at Denver	S	1	0	1	0	0	0	0	0	0	0	0	L	20-31
11/04	at Atlanta	S	1	0	1	0.5	3.5	0	0	0	0	0	0	W	24-10
11/11	Buffalo	p	2	1	1	0.5	1.0	0	0	0	0	0	0	W	21-11
11/18	St. Louis	S	5	3	2	0	0	0	0	0	0	0	0	L	17-24
11/25	New Orleans	S	1	1	0	0	0	0	0	1	0	0	0	W	34-17
12/02	at N.Y. Jets	S	5	5	0	1	9.0	0	0	0	0	0	0	W	17-16
12/09	Cleveland	S	4	3	1	0	0	0	0	0	0	0	0	W	27-16
12/16	at Buffalo	S	3	2	1	0	0	0	0	1	0	0	0	W ot	12-9
12/22	Miami	S	5	4	1	1	8.0	0	0	0	0	0	0	W	20-13
01/06	at Carolina	S	0	0	0	0	0	0	0	2	0	0	0	W	38-6
2001 Totals		**16/15**	**52**	**31**	**21**	**7.0**	**41.5**	**0**	**0**	**5**	**0**	**1**	**0**		**11-5**
01/19	Oakland	S	3	1	2	0	0	0	0	1	0	0	0	W ot	16-13
01/27	at Pittsburgh	S	3	0	3	0	0	0	0	0	0	0	0	W	24-17
02/03	St. Louis	S	4	2	2	1	5.0	0	0	0	0	0	0	W	20-17
2001 Postseason		**3/3**	**10**	**3**	**7**	**1**	**5.0**	**0**	**0**	**1**	**0**	**0**	**0**		**3-0**

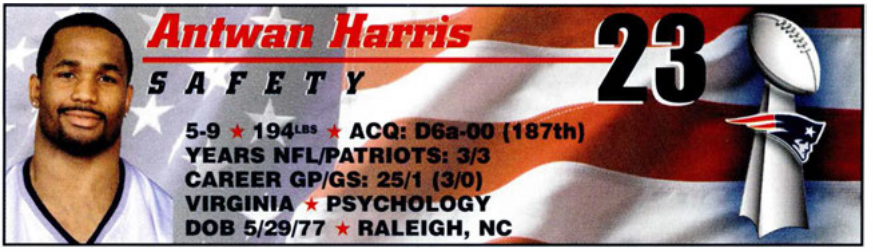

Career Transactions

Antwan Harris was drafted by the New England Patriots in the sixth round (187th overall) of the 2000 NFL draft.

Career Highlights

★ **Career GP/GS: 25/1 (3/0)**

★ Harris took a lateral from Troy Brown following a blocked field goal and ran 49 yards for a touchdown against the Pittsburgh Steelers in the AFC Championship game. It was the first touchdown of his career.

★ Harris forced Rams wide receiver Ricky Proehl to fumble in Super Bowl XXXVI and the loose ball was recovered by the Patriots. New England capitalized on the turnover, scoring a touchdown five plays later.

Seasonal Reviews

2001 (11/1, 3/0): Harris saw action in 11 regular season games, including his first NFL start at Miami (10/7) ... Recorded four defensive tackles (2 solos) and one pass defense ... Added three special teams tackles ... Tallied two solo defensive tackles and two solo special teams tackles in the postseason ... Harris was on the receiving end of a lateral from Troy Brown following a blocked field goal against the Pittsburgh Steelers in the AFC Championship Game and ran 49-yards for his first career touchdown ... Forced Rams wide receiver Ricky Proehl to fumble in Super Bowl XXXVI and the Patriots covered the loose ball ... The Patriots capitalized on the turnover with a touchdown, increasing their lead to 14-3. **Buffalo (11/11):** Recorded one solo special teams tackle. **New Orleans (11/25):** Collected three defensive tackles (2 solos) and was credited with a pass defense when he broke up a pass in the fourth quarter. **Carolina (1/6):** Utilized on special teams as the Patriots limited the Panthers to nine yards on three punt returns (3.0 avg.) ... Recorded one assisted tackle on defense. **Pittsburgh (1/27):** On receiving end of a lateral from Brown following a blocked field goal and ran 49 yards for a touchdown ... It was the first touchdown of his career ... Added two solo tackles special teams tackles. **St. Louis (2/3):** Registered two solo defensive tackles and forced a Proehl fumble ... The ball was recovered by the Patriots and they took advantage of the turnover five plays later with an eight-yard touchdown pass from Tom Brady to David Patten.

2000 (14/0): Played in 14 games as a rookie for the Patriots and recorded seven tackles (6 solos), including one sack, one interception and one fumble recovery ... Added three special teams tackles and a pass defensed. **Minnesota (9/17):** Made his NFL debut on special teams against the Vikings as the Patriots limited the Vikings to only eight yards on two punt returns. **Miami (9/24):** Registered the first special teams tackle of his career against the Dolphins. **Indianapolis (10/8):** Accumulated four defensive tackles, one interception and one pass defensed in the Patriots 24-16 victory over the Colts ...Credited with his first defensive tackle in the NFL, when he brought down Jerome Pathon in the fourth quarter ... Intercepted his first NFL pass four plays later, when he picked off Peyton Manning and returned it 11 yards. **Cincinnati (11/19):** Recorded an assisted tackle on special teams as the Patriots held the Bengals to only 10 yards on two punt returns ... Also recovered Troy Brown's fumbled punt return in the fourth quarter. **Kansas City (12/4):** Registered one special teams tackle. **Miami (12/24):** Recorded his first NFL sack, tackling Jay Fiedler for an 8-yard loss on a corner blitz.

HARRIS' SPOTLIGHTS

★ Antwan provided a memorable moment in Patriots postseason history when he took a lateral from Troy Brown and ran 49 yards for a touchdown following a blocked field goal against Pittsburgh in the AFC Championship game.

★ Antwan was the only Patriots rookie to record both an interception and a sack during the 2000 season.

College

Harris was a four-year letterman at Virginia, totaling 111 tackles (59 solos), seven pass deflections, two recovered fumbles and one tackle behind the line of scrimmage ... He also recorded four interceptions for 95 yards, including a 95-yard return for a touchdown ... Harris totaled 13 kickoff returns for 240 yards (18.5

avg.) and one punt return for 34 yards during his college career ... He tied a Virginia record with a 95-yard interception return for a touchdown vs. North Carolina (11/16/96) ... The interception spurred the biggest fourth quarter comeback in school history, the Cavaliers rallied from a 17-3 deficit, to defeat the Tar Heels 20-17 ... He also blocked two punts, returning one 34 yards for a touchdown vs. North Carolina State (10/19/96) and another seven yards to the one-yard-line vs. Miami in the Carquest Bowl (12/27/96). 1999 (Senior): Played in seven games, starting six and finished his senior season with a career-high 35 tackles (17 solos) and a pair of pass deflections. 1998 (Junior): Played in nine games, starting eight at left cornerback ... Recorded 20 tackles (12 solos) including one behind the line of scrimmage for a 1-yard loss ... Intercepted two passes, deflected three passes and caused two fumbles. 1997 (Sophomore): Played in nine games and had 27 tackles (17 solos) with a pair of forced fumbles and deflected two passes ... Also returned seven kickoffs for 146 yards (20.9 avg.). 1996 (Freshman): Played in nine games, seeing action as a reserve defensive back and on special teams as a true freshman ...Recorded 29 tackles (13 solos), second among the ACC's true freshmen and intercepted two passes ... Returned six kickoffs for 94 yards (15.7 avg).

Personal

Melvin Antwan Harris was born on May 29, 1977 in Raleigh, N.C. ... Played running back and defensive back, earning four letters in football at Ravenscroft High in Raleigh, N.C. ... Player of the Year in the North Carolina Independent School Athletic Association (NCISAA) and team Most Valuable Player as a senior and junior ... NCISAA all-state selection in his last three years ... Totaled 223 tackles, 12 interceptions and three fumble recoveries in four seasons ... Returned 57 kickoffs for 1,453 yards and three touchdowns and 45 punts for 635 yards and six touchdowns ... Also played basketball, baseball and competed in track.

ANTWAN HARRIS

Pos: CB **Ht:** 5-9 **Wt:** 194lbs. **Year:** 3rd **Acq:** D6a-00 **College:** Virginia **Born:** 5/29/77

Regular Season			Tackles					Interceptions						Miscellaneous				
Year	Team	G/S	TT	UT	A	S	Yds	No	Yds	Avg	Lg	TD	PD	FF	FR	Yds	TD	SpT
2000	Patriots	14/0	7	6	1	1	8	1	11	11.0	11	0	1	0	1	0	0	3
2001	Patriots	11/1	4	2	2	0	0	0	0	0.0	0	0	1	0	0	0	0	3
Totals-2 years		**25/1**	**11**	**8**	**3**	**1**	**8**	**1**	**11**	**11.0**	**11**	**0**	**2**	**0**	**1**	**0**	**0**	**6**
Postseason			**Tackles**					**Interceptions**						**Miscellaneous**				
2001	Patriots	3/0	2	2	0	0	0	0	0	0.0	0	0	0	1	0	49	1	2

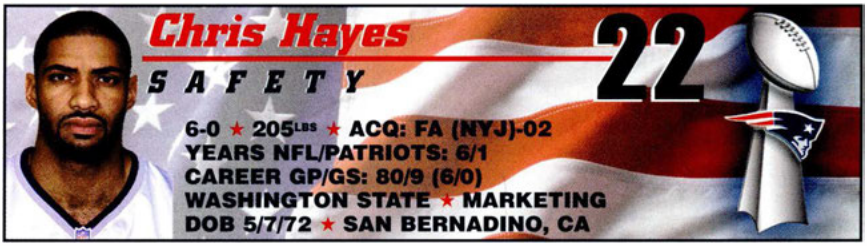

Career Transactions

Chris Hayes was signed by the Patriots as a veteran free agent on March 12, 2002 … Originally drafted by the New York Jets in the seventh round (210th overall) of the 1996 NFL draft … Waived by the Jets at the end of training camp (8/19/96) … Signed onto the Washington Redskins practice squad (9/11/96) … Waived by the Redskins (10/1/96) … Signed to the Green Bay Packers practice squad (10/3/96) … Signed to the Packers active roster (12/9/96) … Traded to the Jets from the Packers for cornerback Carl Greenwood (6/5/97) … Re-signed with the Jets (3/23/98) … Released by the N.Y. Jets (2/25/02).

Career Highlights

★ **Career GP/GS: 80/9 (6/0)**

★ Hayes blocked a Shane Lechler punt which was recovered and returned for a Jets touchdown in their 24-22 win against the Raiders.

★ Hayes recovered a blocked punt and returned it 7-yards for a touchdown vs. Carolina (10/28/01).

★ Hayes tops the Jets career special teams tackle list with 88 career tackles.

★ Hayes led the Jets with a career-high 25 special teams tackles in 1997.

★ Hayes played in all three of Green Bay's postseason games in 1996, including Super Bowl XXXI against the Patriots.

Seasonal Reviews

2001 (16/1, 1/0 – N.Y. Jets): Played in all 16 games, including one start and amassed 15 special teams tackles … Added seven defensive tackles (5 solos) and forced one fumble … Recovered a blocked punt and returned it seven yards for a score vs. Carolina (10/28) … Blocked a punt which was recovered and returned for a touchdown at Oakland (1/6/02). **New England (9/23):** Credited with one special teams tackle and saw action late in the game when he stepped in for an injured Victor Green in the Jets' 10-3 win over the Patriots. **Buffalo (10/7):** Started at free safety and collected a season-high four tackles (3 solos) in the Jets 42-36 victory over the Bills. **Miami (10/14):** Played on special teams and was credited with two tackles in 21-17 victory. **St. Louis (10/21):** Forced a Robert Holcombe fumble in the fourth quarter that was recovered by Jets … Added two defensive tackles. **Carolina (10/28):** Scored his first career touchdown when he scooped up a blocked punt and returned it 7-yards for a score in the Jets 13-12 victory over the Panthers … Added two special teams tackles. **New Orleans (10/4):** Recorded two special teams tackles and led the Jets special teams unit that limited the Saints to 10 punt return yards and 21.8 yards on six kickoff returns in their 16-9 win. **Miami (11/18):** Downed two punts inside the 2-yard line in the Jets 24-0 victory over the Dolphins. **Indianapolis (12/23):** Amassed a team-high two special teams tackles in 29-28 victory over the Colts. **Oakland (1/6):** Blocked a Shane Lechler punt that was picked up and returned for a score by Jason Glenn in the Jets 24-22 victory … The blocked punt marked the first of his career.

2000 (16/8 – N.Y. Jets): Played in all 16 games, including starts in the final eight games of the season and finished with 29 tackles (23 solos) … Recorded the first interception of his career … Finished second on the team with 13 special teams tackles. **Buffalo (9/17):** Recorded two forced fumbles and a fumble recovery on special teams in the Jets 27-14 victory. **Miami (11/23):** Began seeing time as an extra defensive back and recorded two tackles in the Jets 40-37 come-from-behind victory over the Dolphins. **Buffalo (10/29):** Followed with a four tackle outing against the Bills. **Denver (11/5):** Started his first career game and recorded a career-high six tackles. **Miami (11/19):** Recorded his first career interception when he picked off Damon Huard.

1999 (15/0 – N.Y. Jets): Played in 15 games and recorded a team-high 19 special teams tackles, tying Jerald Sowell … Also led the team in downed punts, including three inside the 5-yard line. **Oakland (10/24):** Collected two special teams tackles against the Raiders. **Arizona (11/7):** Posted a team-high three special teams tackles in 12-7 victory over the Cardinals. **Indianapolis (11/28):** Led the Jets with three special teams tackles. **Miami (12/12):** Registered one special teams stop and batted down a punt that was downed at the 3-yard line.

1998 (15/0, 2/0 – N.Y. Jets): Played in 15 regular season games and both postseason contests … Finished second on the team with 16 special teams tackles during the regular season and led the team with five special teams stops in the postseason. **Baltimore (9/20):** Notched three tackles on defense and one special teams stop against the Ravens. **Atlanta (10/25):** Collected two tackles on special teams and two on the defensive side of the ball in 28-3 victory over the Falcons. **Seattle (12/6):** Led the team with three special teams tackles in 32-31 victory over the Seahawks. **New England (12/27):** Tallied two special teams tackles in the season-finale. Jacksonville (1/10): Led the team with three special teams tackles in the Jets 34-24 victory over the Jaguars in the AFC Divisional Playoff game. **Denver (1/17):** Amassed two special teams tackles in the AFC Championship game.

1997 (16/0 – N.Y. Jets): Played in all 16 games for the Jets and finished with a team-high and personal career-high 25 special teams tackles … Recorded eight multiple tackle games ... Hayes' 25 special teams stops unofficially tied him for seventh among all NFL players in 1997 ,.. His 25 stops tied linebacker Eddie Mason for the most by any Jet during the last decade. Indianapolis (10/5): Amassed a career-high four special teams tackles in 16-12 victory over the Colts. Chicago (11/16): Recorded three special teams tackles in 23-15 victory over the Bears. Tampa Bay (12/14): Delivered key block to spring Leon Johnson for a club-tying 101-yard kickoff return for a touchdown in 31-0 victory over the Buccaneers.

1996 (2/0, 3/0 – Green Bay): Originally drafted by the Jets in the seventh round (210 overall) but was released in training camp … Signed onto the Redskins practice squad (9/11) but was later released (10/1) … Signed to the Packers practice squad (10/3) … Signed onto the Packers active roster (12/9) and played in the final two regular season contests on special teams and

HAYES' SPOTLIGHTS

★Chris would like to work with troubled teenagers when his playing days are over. He has been a frequent visitor to detention centers and numerous county jails counseling troubled youth.

★Chris blocked a punt that was returned for a touchdown and also returned a blocked punt for a touchdown during the 2001 season with the Jets.

registered two tackles. Detroit (12/15): Made his professional debut and recorded one special teams tackle in 31-3 victory over the Lions. San Francisco (1/4): Recovered a Terry Kirby fumble on punt coverage during the Packers 35-14 victory over the 49ers in Divisional Playoff game.

College

Hayes was two-time All-Pac 10 selection and a Butkus Award finalist as an outside linebacker at Washington State ... Among the Cougar's tackle leaders in his final two years with 74 as a junior and 77 as a senior ... Recorded 12.5 tackles for a loss, 1.5 sacks and an interception as senior ... Also excelled on special teams throughout his career.

Personal

Chris Hayes was born on May 7, 1972 in San Bernadino, Calif. ... Chris would like to work with troubled teenagers when his playing days are over ... Has been a frequent visitor to detention centers and numerous county jails counseling troubled youth and incarcerated convicts ... Credits the time he spent in the Fairfax (CA) Continuation School as the major turning point in his life after he was expelled from high school as a sophomore ... Cites his high school coach, Carl Gayton and his continuation teacher, Dean Nord, as the most positive influences in his life ... Voted team MVP, all-conference and All-Los Angeles football selection as a defensive back and also lettered in basketball at San Gorgonio (San Bernadino, Calif.) High ... Chris and his wife, Aran have two sons Chris, Jr., 5 and Isiah, 2 ... Majored in marketing at Washington State.

SINGLE-GAME CAREER HIGHS

Tackles	6	vs. Denver (11/5/00)
Sp. Tm Tackles	4	at Indianapolis (10/5/97)
Blocked Kicks	1	at Oakland 1/6/02
Touchdowns	1	at Carolina (10/28/01)

CHRIS HAYES

Pos: S **Ht:** 6-0 **Wt:** 205 **Year:** 6th **Acq:** FA (NYJ)-02 **College:** Washington State **Born:** 5/7/72

Regular Season			Tackles			Interceptions			Micsellaneous					Postseason					
Year	Team	G/S	TT	UT	A	Int	Yds	PD	FF	FR	SpT	Blk	TD	G/S	TT	UT	A	Spt	FR
1996	Packers	2/0	0	0	0	0	0	0	0	0	1	0	0	3/0	0	0	0	1	1
1997	Jets	16/0	0	0	0	0	0	0	0	0	25	0	0	-/-	-	-	-	-	-
1998	Jets	15/0	5	5	0	0	0	0	0	0	16	0	0	2/0	0	0	0	5	0
1999	Jets	15/0	0	0	0	0	0	0	0	0	19	0	0	-/-	-	-	-	-	-
2000	Jets	16/8	29	23	6	1	0	2	2	1	13	0	0	-/-	-	-	-	-	-
2001	Jets	16/1	7	5	2	0	0	1	1	0	15	1	1	1/0	0	0	0	0	0
Totals-6-years		**80/9**	**41**	**33**	**8**	**1**	**0**	**3**	**1**	**0**	**89**	**1**	**1**	**6/0**	**0**	**0**	**0**	**6**	**1**

Career Transactions

Donald Hayes was signed by the Patriots as an unrestricted free agent on March 12, 2002 ... Originally selected by the Carolina Panthers in the fourth round (106th overall) of the 1998 NFL draft.

Career Highlights

★ **Career GP/GS: 51/31 (0/0)**

★ Hayes led the Panthers with 52 receptions and 597 receiving yards during the 2001 season.

★ Hayes achieved career-highs with 66 receptions, 926 receiving yards and three touchdowns in 2000.

★ Hayes has recorded two 100-yard receiving games during his career. (133, vs. Atlanta 11/28/99 and 115, at San Francisco 9/10/00).

★ Hayes equaled his career-high with seven catches vs. New Orleans (10/14/01). He established his career-high vs. New Orleans (11/12/00).

★ Hayes was informed of his first NFL start less than two hours before kickoff versus Atlanta (11/28/99) and responded with a career-high 133 yards on five catches, including the first touchdown catch of his career (56 yards).

Seasonal Reviews

2001 (16/15-Carolina): Led the Panthers in receptions (52) and receiving yards (597) … Added two touchdown receptions of nine and seven yards … Tied a career-high with seven receptions vs. New Orleans (10/14) … Totaled a season-high 77 yards receiving on four catches vs. St. Louis (12/23) … Led the Panthers in receptions four times and in receiving yards five times in 2001. **Minnesota (9/9):** Started at wide receiver and had one catch for 13 yards in the Panthers 24-13 victory over the Vikings. **Atlanta (9/23):** Finished second on the team with 71 yards and six receptions. **Green Bay (9/30):** Led the Panthers with 52 yards receiving on four receptions. **New Orleans (10/14):** Led the team with seven receptions for 44 yards, including his first touchdown reception of the season, a nine-yard grab. **Washington (10/21):** Led the Panthers with six receptions for 75 yards ... Marked second straight week he led team in receptions. **N.Y. Jets (10/28):** Led the team in receptions for the third consecutive week with three catches for 23 yards against the Jets. **San Francisco (11/18):** Led the team with 54 receiving yards on five receptions. **St. Louis (12/23):** Led the team with a season-high 77 receiving yards on four receptions as the Panthers recorded their highest passing performance of the season, 312 yards … Posted the Panthers longest pass play from scrimmage in 2001 on a 48-yard reception from Chris Weinke. **Arizona (12/30):** Finished second on the Panthers with six receptions for 39 receiving yards, including his second touchdown reception of the season, a seven-yard reception from Weinke. **New England (1/6):** Started at wide receiver and had one catch for 14 yards against his future team.

2000 (15/15-Carolina): Registered personal bests with 66 receptions and 926 receiving yards and three touchdowns while starting in 15 games … Led all Panther receivers in receptions three times and receiving yards four times during the 2000 season. **Washington (9/3):** Opened the season as the team's leading receiver with 71 yards on four catches. **San Francisco (9/10):** Led the Panthers with 115 yards receiving, including 24-yard touchdown, on six catches in Carolina's 38-22 victory over the 49ers … Recorded second career 100-yard receiving game as the Panthers totaled a season-high 352 yards passing. **Atlanta (9/17):** Led team for third consecutive week with 69 yards receiving on four catches. **Seattle (10/8):** Accumulated five receptions for 93 yards, including a 43-yard touchdown in the Panthers 26-3 victory over the Seahawks. **New Orleans (10/15):** Led the Panthers with both five receptions and 67 receiving yards. **San Francisco (10/22):** Recorded six receptions for 90 yards, his third game of the season with 90 yards receiving or more, in the Panthers 34-16 victory over the 49ers. **St. Louis (11/5):** Caught three passes for 62 yards, including a 13-yard touchdown reception that tied the game at 24 in the Panthers 27-24 victory over the Rams. **New Orleans (11/12):** Led the Panthers with seven catches for 78 yards (11.1 avg.). **Oakland (12/24):** Closed out career-high season with six catches for 66 yards against the Raiders.

HAYES' SPOTLIGHTS

★With Wisconsin's basketball team depleted by injuries, Donald heeded the call as a sophomore, appearing in two games and even scoring a basket off a rebound to end a contest against Northwestern.

1999 (13/1-Carolina): Played in 13 games with one start and collected 11 catches for 270 yards, including two touchdowns … Recorded a career-high 133 yards receiving on five catches, including a 56-yard touchdown vs. Atlanta (11/28). Atlanta (10/31): Recorded two catches for 60 yards, including a 54-yard reception that set up a Panther touchdown. **Atlanta (11/28):** Started the first game of his career and produced a career-high 133 yards receiving on five receptions, including a 56-yard touchdown in the Panthers 34-28 victory. **St. Louis (12/5):** Snared a 36-yard touchdown pass on a fourth-and-one play.

1998 (7/0-Carolina): Played in seven games, seeing the majority of his time on special teams … Totaled three catches for 62 yards (20.7 avg.) during his rookie season. **St. Louis (11/22):** Hauled in his first

SINGLE-GAME CAREER HIGHS

Receptions:	7	vs. New Orleans (10/14/01)
		vs. New Orleans (11/12/00)
Yards:	133	vs. Atlanta (11/28/99)
	115	at San Francisco (9/10/00)
Longest:	56t	vs. Atlanta (11/28/99)
Touchdowns:	1	Seven Times Most Recent
		vs. Arizona (12/30)

NFL reception, a 35-yard grab on third-and-13, extending a touchdown drive which led to a 24-14 Panthers lead, in an eventual 24-20 win over the Rams.

College

Graduated as the fifth all-time leading receiver in Wisconsin football history with 106 catches for 1,575 yards and four touchdowns … Led all Badger receivers over his last two seasons … As a senior (1997), he was Wisconsin's leading receiver with 45 catches for 618 yards and two touchdowns … All-Big Ten honorable mention selection as a junior (1996) … Started every game at split end and led the team with 44 receptions for 629 yards and a touchdown … As a sophomore (1995), Donald hauled in 17 passes for 328 yards for a team-best 19.3 average per catch and a touchdown during the season … Participated on special teams as a freshman (1994).

Personal

Donald Ross Hayes, Jr. was born on July 13, 1975 in Century, Fla. … Earned honorable mention recognition from *USA Today* and was also named the Gatorade Circle of Champions Wisconsin player of the year after a prolific high school career at East (WI) High in Madison, WI … Amassed 100 receptions for 1,632 yards and 20 touchdowns in high school … Also accounted for 11 interceptions as a senior and seven thefts as a junior … Two-time all-state selection as a basketball players and was named Madison's city player of the year as a senior after averaging 21.8 points, 8.1 rebounds, 2.7 assists, 2.1 blocked shots and 2.5 steals … Majored in Afro-American Studies major at Wisconsin.

DONALD HAYES

Pos: WR **Ht:** 6-4 **Wt:** 220 **Year:** 5th **Acq:** UFA (CAR)-02 **College:** Wisconsin **Born:** 7/13/75

Regular Season			Receiving					Miscellaneous		
Year	**Team**	**G/S**	**No**	**Yds**	**Avg**	**Lg**	**TD**	**SpT**	**Misc.**	**2 pt.**
1998	Panthers	7/0	3	62	20.7	35	0	0	0	0
1999	Panthers	13/1	11	270	24.5	56t	2	0	0	0
2000	Panthers	15/15	66	926	14.0	43t	3	0	0	0
2001	Panthers	16/15	52	597	11.5	48	2	0	0	0
Totals-4 Years		**51/31**	**132**	**1,855**	**14.1**	**56t**	**7**	**0**	**0**	**0**

HAYES' CAREER GAME-BY-GAME

1998	**Opponent**	**P/S**	**No**	**Yds**	**Avg**	**Lg**	**TO**	**W/L**	**Score**
11/22	at St. Louis	p	1	35	35.0	35	0	W	24-20
12/6	San Francisco	p	1	11	11.0	11	0	L ot	28-31
12/27	at Indianapolis	p	1	16	16.0	16	0	W	27-19
1998	**Totals**	**3/0**	**3**	**62**	**20.7**	**35**	**0**		**4-12**

1999	**Opponent**	**P/S**	**No**	**Yds**	**Avg**	**Lg**	**TD**	**W/L**	**Score**
9/12	at New Orleans	p	0	0	0.0	-	0	L	10-19
9/19	Jacksonville	p	0	0	0.0	-	0	L	20-22
9/26	Cincinnati				Inactive			W	27-3
10/3	at Washington				Inactive			L	36-38
10/17	at San Francisco				Inactive			W	31-29
10/24	Detroit	p	1	7	7.0	7	0	L	9-24
10/31	at Atlanta	p	2	60	30.0	54	0	L	20-27
11/7	Philadelphia	p	0	0	0.0	-	0	W	33-7
11/14	at St Louis	p	1	24	24.0	24	0	L	10-35
11/21	at Cleveland	p	0	0	0.0	-	0	W	31-17
11/28	Atlanta	S	5	133	26.6	56t	1	W	34-28
12/5	St. Louis	p	1	36	36.0	36t	1	L	21-34
12/12	at Green Bay	p	0	0	0.0	-	0	W	33-31
12/18	San Francisco	p	1	10	10.0	10	0	W	41-24
12/26	at Pittsburgh	p	0	0	0.0	-	0	L	20-30
1/2	New Orleans	p	0	0	0.0	-	0	W	45-13
1999	**Totals**	**13/1**	**11**	**270**	**24.5**	**56t**	**2**		**8-8**

2000	**Opponent**	**P/S**	**No**	**Yds**	**Avg**	**Lg**	**TD**	**W/L**	**Score**
9/3	at Washington	S	4	71	17.8	31	0	L	17-20
9/10	at San Francisco	S	6	115	19.2	38	1	W	38-22
9/17	Atlanta	S	4	69	17.3	25	0	L	10-15
10/1	Dallas	S	3	21	7.0	8	0	L ot	13-16
10/8	Seattle	S	5	93	18.6	43	1	W	26-3
10/15	at New Orleans	S	5	67	13.4	24	0	L	6-24
10/22	San Francisco	S	6	90	15.0	32	0	W	34-16
10/29	at Atlanta	S	4	41	10.3	19	0	L	12-13
11/5	at St. Louis	S	3	62	20.7	25	1	W	27-24
11/12	New Orleans	S	7	78	11.1	26	0	L	10-20
11/19	at Minnesota	S	3	24	8.0	9	0	L	17-31
11/27	Green Bay				Inactive			W	31-14
12/3	St. Louis	S	2	23	11.5	17	0	W	16-3
12/10	at Kansas City	S	5	77	15.4	25	0	L	14-15
12/17	San Diego	S	3	29	9.7	18	0	W	30-22
12/24	at Oakland	S	6	66	11.0	19	0	L	9-52
2000	**Totals**	**15/15**	**66**	**926**	**14.0**	**43**	**3**		**7-9**

2001	**Opponent**	**P/S**	**No**	**Yds**	**Avg**	**Lg**	**TD**	**W/L**	**Score**
9/9	at Minnesota	S	1	13	13.0	13	0	W	24-13
9/23	at Atlanta	S	6	71	11.8	19	0	L	16-24
9/30	Green Bay	S	4	52	13.0	24	0	L	7-28
10/7	at San Francisco	S	1	39	39.0	39	0	L	14-24
10/14	New Orleans	S	7	44	6.3	12	1	L	25-27
10/21	at Washington	S	6	75	12.5	27	0	L ot	14-17
10/28	N.Y. Jets	p	3	23	7.7	9	0	L	12-13
11/4	at Miami	S	0	0	0.0	-	0	L	6-23
11/11	at St. Louis	S	2	11	5.5	6	0	L	14-48
11/18	San Francisco	S	5	54	10.8	19	0	L ot	22-25
11/25	Atlanta	S	3	29	9.7	12	0	L	7-10
12/2	at New Orleans	S	2	42	21.0	21	0	L	23-27
12/9	at Buffalo	S	1	14	14.0	14	0	L	24-25
12/23	St. Louis	S	4	77	19.3	48	0	L	32-38
12/30	Arizona	S	6	39	6.5	9	1	L	7-30
1/6	New England	S	1	14	14.0	14	0	L	6-38
2001	**Totals**	**16/15**	**52**	**597**	**11.5**	**48**	**2**		**1-15**

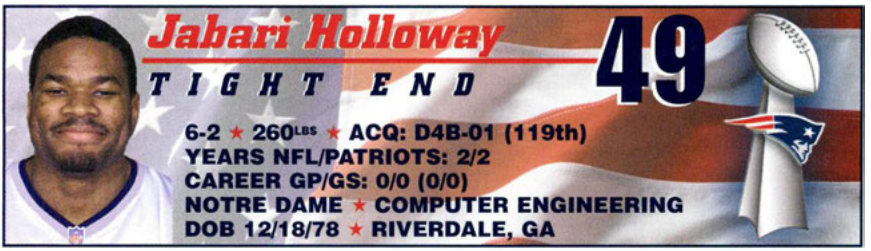

Career Transactions

Jabari Holloway was drafted by the New England Patriots in the fourth round (119th overall) of the 2001 NFL draft … Signed by the Patriots on July 13, 2001 … Placed on injured reserve (8/28/01).

Career Highlights

★Career GP/GS: 0/0 (0/0)

Seasonal Reviews

2001 (0/0): Spent the entire season on injured reserve.

College

Holloway was a four-year letterman at Notre Dame, starting in 37 of the 44 games he played in during his career ... Caught 41 passes for 692 yards (16.9 avg.) and seven touchdowns ... A devastating blocker, who recorded 115 knockdown blocks during his collegiate career. 2000 (Senior): Voted one of four team captains by his teammates ... Started the first ten games at tight end, catching six passes for 97 yards (16.2 avg) ... Played a major role as a blocker for an offense that converted 33 of 35 scoring opportunities inside the red zone ... Finished with 37 knockdown blocks ... Grabbed a 17-yard pass to extend a scoring drive against Boston College … Suffered a knee sprain against Rutgers, causing him to miss the Southern California game and snap his string of 22 consecutive starts. 1999 (Junior): All-American honorable mention and All-Independent first-team pick by Football News ... Started all 12 games and finished with 12 receptions for 189 yards (15.8 avg.) and a career-high four touchdowns … Added 29 knockdown blocks … Earned NBC/Chevrolet Player of the Game honors after he recovered a fumble by Jarious Jackson in the end zone for the game-winning score in a 25-24 decision over Southern California … Also had one catch for 11 yards against the Trojans … Closed out season with two catches for 36 yards, including a 5-yard touchdown against Stanford. 1998 (Sophomore): Started first 10 games of the season and came in off the bench in the final game against Southern California as the Irish started with a three wide receiver set … Finished second on the team with 15 receptions for 262 yards (17.5 avg.) and a pair of touchdowns ... Also made 32 knockdown blocks … Established career-highs with four receptions and 94 receiving yards, including touchdowns of 10 and 17 yards in 31-30 triumph over Purdue. 1997 (Freshman): Played in 11 of 12 games as a freshman, including five starts ... Holloway was one of only six freshmen to earn a varsity letter ... Caught eight passes for 144 yards (18.0 avg.) and a touchdown … In his first career start, he recorded his first touchdown on an 11-yard pass from Ron Powlus.

HOLLOWAY'S SPOTLIGHTS

★Jabari was named one of four captains of the Fighting Irish in 2000.

★Jabari concluded his collegiate career with 37 starts from 1997-2000, the most of any Irish player over that time span.

★Jabari played for the Sandy Creek Patriots in high school.

★Jabari enjoys billiards, computers and video games.

★Jabari's first car was a 1988 Oldsmobile Delta.

Personal

Jabari Jelani Holloway was born the son of Frank and Brenda Holloway on Dec. 18, 1978 in Atlanta, Ga. ... Reebok and *USA Today* All-American pick, adding Super Southern 100 and Georgia Top 50 lists by the *Atlanta Journal-Constitution* at Sandy Creek (Tyrone, Ga.) High ... First-team selection on the All-South team picked by Fox Sports South ... Super 11 choice by the *Atlanta Journal* ... Two-time Fayette-Cowetta Extra Defensive Player of the Year ... Team captain as a junior and senior ... Earned two letters in football, catching 24 passes for 495 yards and four touchdowns ... Added 207 tackles (112 solos) with seven sacks as an outside linebacker in his senior campaign ... Caught 12 passes for 250 yards, including four scores and recorded 142 tackles (85 solos) with 12 sacks … Also blocked six field goals, running two of them back for touchdowns as a junior ... Selected for the Florida-Georgia all-star game ... Earned two letters in both basketball and track and was a second-team all-state selection in basketball … Father, Frank, played football at Morehouse … Majored in computer engineering at Notre Dame.



Career Transactions

Damon Huard signed as a veteran free agent with the Patriots on April 2, 2001 … He originally signed with the Cincinnati Bengals as a non-drafted free agent on April 23, 1996 … Released by the Bengals (8/19/96) … Signed by the Miami Dolphins (4/24/97) and later released (8/24/97) … Re-signed to the Dolphins practice squad (8/26/97) … Activated (9/6/97), but did not see any game action in 1997 … Assigned by the Dolphins to the Frankfurt Galaxy of NFL Europe in 1998 … Signed a two-year contact extension with the Dolphins (12/3/99) … Released following the 2000 season.

Career Highlights

★**Career GP/GS: 34/6 (4/0)**

★Huard was listed as the Patriots second quarterback for seven of 16 regular season games in 2001.

★Became just the second quarterback in Dolphins history to win his first three games as a starter, joining Earl Morrall, who accomplished the feat during the Dolphins undefeated season in 1972

★In his first action of the 1999 season, Huard replaced Dan Marino and completed 24 of 42 passes for 240 yards with two touchdowns and an interception to lead the Dolphins to a 31-30 victory over the Patriots (10/17/99), despite being sacked nine times. He added 54 yards on six carries, including a long run of 25 yards and earned Miller Lite NFL Player of the Week honors.

★Damon saw action in every game for the Dolphins 1999 and in 2000 (as a placeholder on kicks), but started just six games at quarterback. In those six games, the Dolphins were 5-1.

HUARD'S SPOTLIGHTS

★**When Brock Huard started at quarterback for Seattle vs. Denver and Damon started vs. Indianapolis (11/21/99) it marked the first time in NFL history that two brothers had started at quarterback on the same weekend.**

★**Led the Frankfurt Galaxy to a 7-3 record and World Bowl appearance, but missed the championship game due to a shoulder sprain suffered in the final game of the 1998 NFL Europe regular season.**

★**Named ABC Sports Player of the Game in Washington's victory over Miami (Fla.) to end the Hurricanes NCAA-record 58-game home winning streak.**

Seasonal Reviews

2001 (0/0; 0/0): Utilized as the Patriots back-up quarterback for seven weeks (Week 3-Week 9) in 2001 … Listed as the third quarterback for nine weeks during the regular season and all three post-season games.

2000 (16/1; 1/0 - Miami): Started just one game for the Dolphins and improved to 5-1 as a starter with a win over the Colts at Indianapolis (11/26) … Saw action in every game as a holder on field goal and PAT units, but only saw action in three games at quarterback, including two in a reserve role … For the season, he completed 61.9 percent of his pass attempts (39-of-63) for 319 yards and one touchdown … He was also intercepted three times. vs. **N.Y. Jets (11/19):** Saw his first action of the season at quarterback when he replaced Jay Fiedler, who suffered a pinched nerve during the first offensive series of the game … Huard completed 16 of 29 attempts for 128 yards, but threw three interceptions in the loss. **Indianapolis (11/26):** Started for the injured Fiedler and completed 22-of-33 attempts for 183 yards, including a touchdown … His touchdown came on a 17-yard completion to Oronde Gadsden with 1:10 left in the game, capping a 17-14 come-from-behind victory over the Colts … Huard connected on 6-of-7 attempts for 76 yards and a touchdown on the game's final drive … It was Huard's second career fourth quarter comeback … When Brock Huard , Damon's brother, started at quarterback that same day for Seattle vs. Denver, it marked the first time in NFL history that two brothers had started at quarterback on the same weekend. **New England**

(12/24): Replaced Fiedler briefly against the Patriots and completed his only pass attempt for a 7-yard gain. **Indianapolis (12/30):** Participated as the placement holder on PATs and field goal units in a 23-17 victory over the Colts in the Wild Card playoff game.

1999 (16/5, 2/0 - Miami): Saw action in every game as a holder on special teams units and made his NFL starting debut at quarterback vs. Philadelphia (10/24/99), one week after replacing Dan Marino and leading the Dolphins to a come-from-behind victory over the New England Patriots (10/17) … Started five games and was 4-1 in those games … Completed 125-of-216 attempts (57.9%) for 1,288 yards, eight touchdowns, four interceptions and 28 sacks for a quarterback rating of 79.8 ... Finished fourth on the team with 124 yards rushing on 28 attempts with a long run of 25 yards … Took snaps at quarterback in nine contests overall, including four games in a reserve role … Became just the second quarterback in franchise history to win his first three games as a starter, joining Earl Morrall, who accomplished the feat during the Dolphins undefeated season in 1972 … Became the first Dolphins quarterback other than Dan Marino to lead the team to three straight victories since David Woodley won the last three games of the 1982 season (Marino was drafted the following season) … His eight touchdown passes also marked the most by a Dolphins quarterback other than Marino since 1993 when Scott Mitchell tossed 12 touchdown passes when Marino missed the final 11 games of that year with a torn right Achilles' tendon. **New England (10/17):** Took his first snaps of the season when he replaced Dan Marino, who was suffering from right trapezius spasms, following the second series of the game … He completed 24 of 42 passes for 240 yards with two touchdowns and one interception to lead the Dolphins to a 31-30 victory over the Patriots, despite being sacked nine times ... He added 54 yards on six carries, including a long run of 25 yards … For his performance, Huard was named the Miller Lite NFL Player of the Week ... Of his six rush attempts, three were good for first downs on Dolphins scoring drives … His rushing total was the most by a Dolphins quarterback in a game since David Woodley scampered for 58 yards on seven attempts (9/12/82) at the N.Y. Jets ... His 25-yard run was the longest by a Dolphins quarterback since Scott Mitchell had a 32-yard run on (11/14/93) at Philadelphia ... Dolphins trailed 7-0 when he came into the game, and his first pass was intercepted by Ty Law and returned 27 yards for a touchdown … Following that, he led the Dolphins to scores on five of their final six possessions of the first half, including four Olindo Mare field goals ... Lone touchdown of the half came on 69-yard strike to Tony Martin with 7:48 to play in the half and was the first touchdown pass of his career, as well as, the longest completion by a Dolphin since Dan Marino hooked up with Stanley Pritchett for a 74-yard scoring pass on (9/15/96) against the N.Y. Jets ... With the Dolphins trailing 30-22 with 5:46 remaining, he led the Dolphins on two consecutive scoring drives to close out the game, including a 5-yard touchdown pass to Stanley Pritchett on third-and-goal with 23 seconds to play, giving the Dolphins a 31-30 win ... Including the touchdown pass, Huard converted four third-down completions on the game-winning drive. **Philadelphia (10/24):** Made his NFL starting debut, replacing an injured Marino (right trapezius spasms) and completed 15 of 21 passes for 142 yards with no touchdowns and one interception in Miami's 16-13 victory ... Added 12 yards on 6 rushes ... His 1 interception was returned 67 yards for a touchdown by Eagles safety Brian Dawkins … Long pass of 26 yards to went to tight end Troy Drayton. **Oakland (10/31):** Made his second consecutive start and connected on 16 of 32 passes for 221 yards with no touchdowns and no interceptions in a 16-9 win … Also ran for six yards on six attempts and had one reception for no gain when he caught his own deflected pass … It was the first reception by a Dolphins quarterback since Dan Marino had one for minus-6 yards at New England (11/12/95) ... Long completion of 36 yards went to wide receiver Oronde Gadsden. **Tennessee (11/7):** Completed 15 of 25 attempts for 210 yards with two touchdowns and no interceptions in the Dolphins 17-0 victory … Touchdown passes came on completions of 6 yards to Stanley Pritchett and 43 yards to Tony Martin. **Buffalo (11/14):** Completed nine of 25 passes for 65 yards with no touchdowns and one interception in a 23-3 loss, Miami's only loss with Huard as a starter. **New England (11/21):** In his final game as a starter (replacing Marino) he connected on 18 of 30 passes for 129 yards with two touchdowns and no interceptions ... His touchdown passes both went to Oronde Gadsden ... Left the game permanently in the third quarter with a broken nose sustained after being sacked by Willie McGinest … Also rushed for 13 yards on three attempts. **Dallas (11/25):** Saw action in a reserve role and completed four-of-five passes for 44 yards with a long of 27 ... Also rushed once for six yards. **N.Y. Jets (12/12):** Saw reserve action late in the game and connected on six-of-seven passes for 75 yards, including a touchdown and a long of 18 yards ... His touchdown pass was an 8-yard toss to Gadsden. **Washington (1/2/00):** Played the entire second half and connected on 18 of 29 passes for

SINGLE-GAME CAREER HIGHS

Attempts:	42	at New England (10/17/99)
Completions:	24	at New England (10/17/99)
Yards:	240	at New England (10/17/99)
Touchdowns:	2	vs. New England (11/21/99)
		vs. Tennessee (11/7/99)
		at New England (10/17/99)
Rating:	113.8	vs. Tennessee (11/7/99)
		(min 10 att)

162 yards with a 4-yard touchdown pass to Gadsden and one interception ... Added 22 yards on two carries, including a 17-yard gain. **Jacksonville (1/15/00):** Saw his only postseason action at quarterback, completing five-of-16 passes for 46 yards ... It was his third postseason appearance at quarterback.

1998 (2/0, 1/0 - Miami): Made his NFL debut in his second NFL season, seeing action at quarterback in two reserve appearances ... Finished the season completing six-of-nine attempts for 85 yards, and one interception ... Designated as the third quarterback for eight games. **N.Y. Jets (10/4):** Made his NFL debut in relief of Marino and connected on two-of-three passes for 21 yards ... Completed his first NFL pass for 15 yards to tight end Ed Perry. **Atlanta (12/27):** Completed four-of-six passes for 64 yards and one interception ... Connected with Gadsden on a 24-yard completion, his longest of the season. **Denver (1/9/99):** Entered the Dolphins Divisional Playoff game against the Broncos as the third quarterback in the fourth quarter ... He did not attempt a pass, but was credited with two rushes for minus-2 yards.

NFL Europe 1998 (10/10, 0/0 - Frankfurt Galaxy): Started every game for the Frankfurt Galaxy after being allocated by the Dolphins to NFL Europe in the Spring of 1998 ... Completed 159 of 290 passes (54.8%) for 1,857 yards with 12 touchdowns, seven interceptions and a rating of 78.2 ... Also rushed for 65 yards and a touchdown on 28 attempts ... Completion percentage led the league, yardage total and rating were third and 12 touchdown passes ranked fourth ... Led club to a 7-3 record and a berth in World Bowl '98 . . . Missed the championship game, however, with a sprained AC joint in his right shoulder sustained in the first quarter of the season finale at the Rhein Fire.

1997 (0/0, 0/0 - Miami): Began the season on the Dolphins practice squad, but was activated prior to the second week of the season (9/6) ... Designated as the third quarterback for the remaining 15 regular season games as well as the wild-card playoff game at New England (12/28).

College

A four-year letterman (1992-95) and three-year starter (1993-95) at Washington, where he concluded his career as the Huskies all-time passing leader with 5,692 yards ... In his career, connected on 458 of 744 passes (61.6%) for 5,692 yards with 34 touchdowns and 28 interceptions. 1995 (Senior): Completed 184 of 267 passes (64.1%) for 2,415 yards with 11 touchdowns and six interceptions ... His 2,415 yards ranks second in school history ... Named ABC Sports Player of the Game in Washington's victory over Miami (Fla.) to end the Hurricanes NCAA-record home winning streak ... Red-shirted as a freshman in 1991 on the Huskies National Championship Team.

Personal

Damon Huard was born July 9, 1973 in Yakima, Wash. ... He attended Puyallup (Wash.) High, where he had a standout two-sport prep career in football and basketball ... Earned All-American honors at quarterback and was named the Gatorade State Player of the Year ... Also led the state in basketball, averaging 24.6 points per game as a junior ... Played tight end as a sophomore before being converted to quarterback his junior year ... Assisted in building two houses for Habitat for Humanity in South Miami during the 1997 bye weekend ... Participated in events benefiting the Cystic Fibrosis Foundation ... Won a prize for the largest tuna caught at the Dolphins annual charity fishing tournament to benefit the Cystic Fibrosis Foundation ... Brother, Brock, is a quarterback who also played at the University of Washington and now is with the Indianapolis Colts ... Has another brother, Luke, who is in his senior year as a quarterback at Sam Houston State ... Damon and his wife, Julie, have a daughter, Holly, and a son, Samuel … Majored in business at Washington

HOW'S THAT FOR STARTERS?

Damon Huard has started six games during his NFL career and owns a 5-1 record in those games. His starts and the results are listed below:

Date	Opponent	Att	C	Yds	TD	Int	W/L	Score
10/24/99	Philadelphia	21	15	142	0	1	W	16-13
10/31/99	at Oakland	32	16	221	0	0	W	16-9
11/7/99	Tennessee	25	15	210	2	0	W	17-0
11/14/99	at Buffalo	25	9	65	0	1	L	3-23
11/21/99	New England	30	18	129	2	0	W	28-17
11/26/00	Indianapolis	33	22	183	1	0	W	17-14

DAMON HUARD

Pos: QB **Ht:** 6-3 **Wt:** 215lbs. **Year:** 6th **Acq:** UFA (MIA)-01 **College:** Washington **Born:** 7/9/73

Regular Season — Passing

Year	Team	G/S	Att	Cmp	Yds	Yds/Att	Pct	TD	Int	Int%	Lg	Sacks	Rating
1996						Did Not Play							
1997	Dolphins	0/0	0	0	0	0	—	0	0	0	0	0	—
1998	Dolphins	2/0	9	6	85	9.44	66.7	0	1	11.1	24	1/9	57.4
1999	Dolphins	16/5	216	125	1288	5.96	57.9	8	4	1.9	69t	28/185	79.8
2000	Dolphins	16/1	63	39	318	5.05	61.9	1	3	4.8	29	4/22	60.2
2001	Patriots	0/0	0	0	0	0	—	0	0	0	0	0	—
Totals-5 years		**34/6**	**288**	**170**	**1691**	**5.87**	**59.0**	**9**	**8**	**2.8**	**69t**	**33/216**	**74.6**

Postseason — Passing

1998	Dolphins	1/0	0	0	0	0.	—	0	0	0	0	0/0	—
1999	Dolphins	2/0	16	5	46	2.9	31.3	0	0	0	15	3/17	40.6
2000	Dolphins	1/0	0	0	0	0	0	0	0	0	0	0/0	—
2001	Patriots	0/0	0	0	0	0	—	0	0	0	0	0/0	—
Totals-4 years		**4-0**	**16**	**5**	**46**	**2.9**	**31.3**	**0**	**0**	**0**	**15**	**3/17**	**40.6**

Regular Season		Rushing					Fumbles				Postseason Rushing					Fumbles			
Year	Team	No	Yds	Avg	Lg	TD	Fum	Lost	FR	Yds	No	Yds	Avg	Lg	TD	No	Lost	FR	Yds
1997	Dolphins	0	0	—	—	0	0	0	0	0	0	0	—	0	0	0	0	0	0
1998	Dolphins	0	0	—	—	0	0	0	0	0	0	0	—	0	0	0	0	0	0
1999	Dolphins	28	124	4.4	25	0	3	1	1	-5	3	0	0.0	2	0	0	0	0	0
2000	Dolphins	0	0	—	—	0	0	0	0	0	0	0	—	0	0	0	0	0	0
2001	Patriots	0	0	—	—	0	0	0	0	0	0	0	—	0	0	0	0	0	0
Totals-5 years		**28**	**124**	**4.4**	**25**	**0**	**3**	**1**	**1**	**-5**	**3**	**0**	**0.0**	**2**	**0**	**0**	**0**	**0**	**0**

HUARD'S CAREER GAME-BY-GAME

The games listed below are games that Huard has played quarterback and attempted at least one pass. He played in every game in 1999 and 2000 as the Dolphins placement holder on special teams.

1998 Opponent	G/S	Att	Cmp	Yards	Pct	TD	Int	Lg	S	Yds	Rating	W/L	Score
10/4 at N.Y. Jets	p	3	2	21	66.7	0	1	15	0	0	47.2	L	9-20
12/27 at Atlanta	p	6	4	64	66.7	0	0	24	1	9	102.1	L	16-38
1998 Season Totals	**2/0**	**9**	**6**	**85**	**66.7**	**0**	**1**	**24**	**1**	**9**	**57.4**		**0-2**
1/9 at Denver	p	0	0	0	0.0	0	0	0	0	0	0.0	L	3-35

1999 Opponent	G/S	Att	Cmp	Yds	Pct	TD	Int	Lg	S	Yds	Rating	W/L	Score
10/17 at New England	p	42	24	240	57.1	2	1	69t	9	53	79.5	W	31-30
10/24 Philadelphia	S	21	15	142	71.4	0	1	26	1	8	69.9	W	16-13
10/31 at Oakland	S	32	16	221	50.0	0	0	36	5	37	72.5	W	16-9
11/7 Tennessee	S	25	15	210	60.0	2	0	43t	4	25	113.8	W	17-0
11/14 at Buffalo	S	25	9	65	36.0	0	1	14	3	24	26.3	L	3-23
11/21 New England	S	30	18	129	60.0	2	0	15	2	19	92.2	W	28-17
11/25 at Dallas	p	5	4	44	80.0	0	0	27	1	9	105.4	L	0-20
12/12 at N.Y. Jets	p	7	6	75	85.7	1	0	18	0	0	165.8	L	20-28
1/2 at Washington	p	29	18	162	62.1	1	1	19	3	10	74.2	L	10-21
1999 Season Totals	**16/5**	**216**	**125**	**1288**	**57.9**	**8**	**4**	**69t**	**28**	**185**	**79.8**		**5-4**
1/15 at Jacksonville	p	16	5	46	31.3	0	0	15	3	17	40.6	L	7-62

2000 Opponent	G/S	Att	Cmp	Yds	Pct	TD	Int	Lg	S	Yds	Rating	W/L	Score
11/19 N.Y. Jets	p	29	16	128	55.2	0	3	29	2	10	26.9	L	3-20
11/26 Indianapolis	S	33	22	183	66.7	1	0	28	2	12	90.8	W	17-14
12/24 at New England	p	1	1	7	100.0	0	0	7	0	0	114.6	W	27-24
2000 Season Totals	**16/1**	**63**	**39**	**318**	**61.9**	**1**	**3**	**29**	**4**	**22**	**60.2**		**2-1**



PRO BOWLS 00

Career Transactions

Larry Izzo was signed by the Patriots as an unrestricted free agent on March 6, 2001 ... Originally signed with the Miami Dolphins as a rookie free agent (4/25/96) ... Placed on injured reserve with an Achilles injury (8/18/97) and missed the season ... Granted free agency (2/12/99), but re-signed with the Dolphins (3/31/99) ... Granted unconditional free agency on (3/1/01).

Career Highlights

★**Career GP/GS: 77/0 (7/0)**

★Izzo finished the 2001 season tied for the NFL lead with 22 special teams tackles (Tampa Bay's Dwight Smith).

★Izzo was voted special teams captain by his Patriots teammates for the 2001 season.

★Earned Pro Bowl honors after recording over 30 special teams tackles for the Dolphins for the second consecutive season.

★Awarded special teams game balls for his performances after three games for the Dolphins in 1999.

★Izzo has converted two fake punts for first downs, including a 26-yard run at Houston (11/17/96) as a rookie and a 39-yard run vs. Green Bay (10/29/00).

★Izzo was the Dolphins recipient of the Ed Block Courage Award in 1998.

IZZO'S SPOTLIGHTS

★**Larry graduated from Rice this past May and was presented with his business degree at the school's graduation ceremony.**

★**Lists "Pulp Fiction" as favorite movie, "Sopranos" as favorite television show, "Without Remorse" as favorite book and Pearl Jam and the Rolling Stones as his favorite musical groups.**

Seasonal Reviews

2001 (16/0; 3/0): Voted special teams captain for the 2001 season by his teammates … Participated on special teams in all 16 regular season games and three postseason games … Led the Patriots and was tied for first in the NFL with Tampa Bay's Dwight Smith with 22 special teams tackles. **N.Y. Jets (9/23):** Tackled Jets punt returner Chad Morton for a three-yard loss in special teams play … Held Morton to four yards on three punt returns (1.3 avg.). **Indianapolis (9/30):** Tallied two solo tackles in special teams play as the Patriots held the Colts to four yards on two punt returns and 123 yards on seven kickoff returns (17.6 avg.). **Miami (10/7):** Collected one assisted tackle in defensive play and two solo tackles on special teams. **Indianapolis (10/21):** Recorded two solo tackles in special teams play. **St. Louis (11/18):** Recovered a Kurt Warner fumbled snap at the Rams 45-yard line in the third quarter … Added one solo tackle in defensive play and recorded two tackles on special teams. **New Orleans (11/25):** Amassed three special teams tackles in the Patriots 34-17 victory over the Saints. **Cleveland (12/9):** Registered three special teams tackles (2 solos) … Teamed with Patrick Pass to tackle Browns punt returner Dennis Northcutt for no gain in the Patriots 27-16 win. **Buffalo (12/16):** Notched one solo tackle in special teams play and forced Bills punt returner Peerless Price to fumble in the fourth quarter. **Miami (12/22):** Tallied one solo tackle in special teams play as the Patriots limited the Dolphins to an average of 8.7 yards on three kickoff returns. **Oakland (1/19):** Recorded one assisted tackle and recovered two fumbles in special teams play … Teamed with Matt Chatham to drop Raiders punt returner Charles Woodson for a 3-yard loss … Recovered a Troy Brown fumble on a punt return late in the fourth quarter just prior to the game-tying drive that ended in an Adam Vinatieri 45-yard field goal to force overtime. **Pittsburgh (1/27):** Assisted on one special teams tackle in the Patriots 24-17 victory in the AFC Championship game.

2000 (16/0; 2/0-Miami): Earned Pro Bowl honors for his special teams play, after leading the Dolphins with 31 special teams tackles ... Participated in every game for the Dolphins, receiving extensive playing time on special teams and in two games at linebacker when he replaced Zach Thomas due to injury ... He was not credited with a start since the Dolphins opened both games (Oct. 29 vs. Green Bay and Nov.

5 at Detroit) with five defensive backs ... Contributed four defensive tackles in those games … Played in both Dolphin playoff games, contributing one special teams tackle in both games … Earned his first trip to the Pro Bowl as a special teams player to become the first Dolphins special teamer (not including kickers and punters) to be selected to the Pro Bowl. **Green Bay (10/29):** Converted a fourth down with a 39-yard run on a fake punt ... It was the second rushing attempt of his career (his other rushing attempt also came on a fake punt on Nov. 17, 1996 at Houston).

1999 (16/0, 2/0-Miami): Voted special teams captain by his teammates and participated in all 16 regular season games and led the team with a career-high 33 special teams tackles ... Also recovered a fumble and forced another on special teams ... Played in both postseason games following the 1999 season, the first two of his NFL career and was credited with two special teams tackles … Voted a second alternate as a special teamer on the AFC Pro Bowl squad. Arizona (9/19): Awarded a game ball for special teams play after recording six tackles. **Buffalo (10/4):** Credited with three special teams tackles. **Indianapolis (10/10):** Came up with two special teams tackles and forced a fumble on punt coverage. **Philadelphia (10/24):** Made two special teams tackles in a victory to earn a game ball. Had three tackles in games at Oakland (10/31), vs. New England (11/21) and vs. Indianapolis (12/5). **San Diego (12/19):** Earned his third special teams game ball in a victory over the Chargers. **N.Y. Jets (12/27):** Had one special teams tackle and recovered a Dedric Ward fumble on a punt return.

1998 (13/0-Miami): Appeared in 13 regular season games as a reserve linebacker and special teams performer ... Inactive for each of the final three regular season games and both playoff contests with a right knee injury ... Finished the year ranked fourth on the team with 21 special teams tackles. **Indianapolis (9/6):** Earned a game ball for his special teams play. **N.Y. Jets (10/4):** Recorded a season-high three special teams tackles. **Jacksonville (10/12):** Tallied a pair of stops in a Monday night game. **St. Louis (10/18):** Awarded his second game ball of the season after recording a pair of stops. **Oakland (12/6):** Sustained an injury to his right knee ... Underwent surgery (12/7) and missed the rest of the regular season and playoffs.

1997 (0/0-Miami): Missed the season on injured reserve after tearing his left Achilles' tendon during a training camp practice (7/18) ... Placed on Injured Reserve (8/18).

1996 (16/0-Miami): Played in all 16 games as a rookie and finished second on team in special teams tackles with 10 ... Added one defensive tackle ... Voted as the special teams alternate for the AFC Pro Bowl squad ... Earned first-team All-Pro honors from *Football Digest* ... Also earned All-Rookie honors for his special teams play by *Pro Football Weekly* and the PFWA. **Arizona (9/8):** Blocked a Jeff Feagles punt, the first blocked punt by a Dolphin since Darrell Malone had one on at New England (1/2/94) … Deflected punts against Seattle (10/6) and against Indianapolis (11/10). Houston (11/17): Ran for 26 yards and a first down on a fake punt.

College

Four-year letterman (1992-95) and three-year starter at Rice ... Finished fourth on the school's all-time chart with 301 career tackles ... Set a school record with 46 tackles for loss. 1995 (Senior): Voted defensive team captain and earned consensus All-Southwest Conference honors after registering 121 tackles ... Won the George Martin Award as the team's MVP and won the Jess Neely Defense Award as the team's top linebacker. 1994 (Junior): Posted a career-high three sacks. 1992 (Freshman): Started just one game as a freshman.

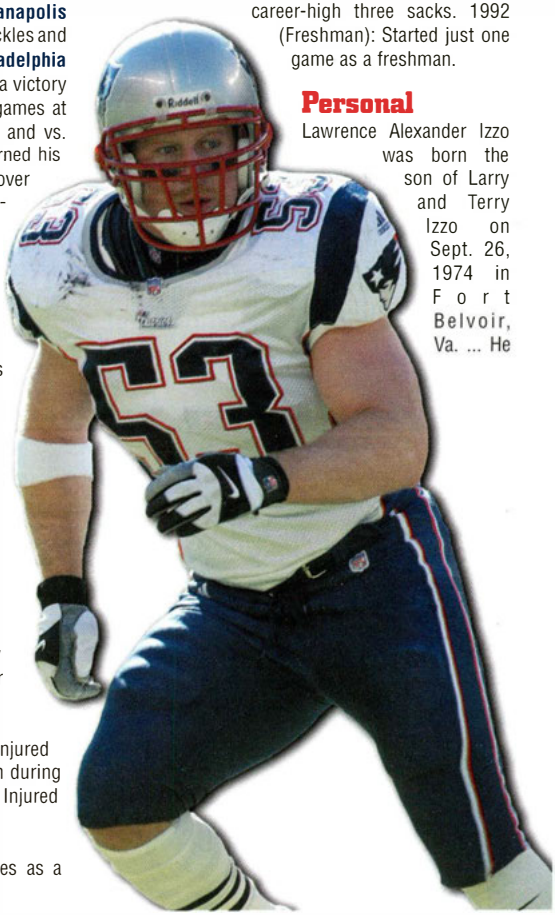

Personal

Lawrence Alexander Izzo was born the son of Larry and Terry Izzo on Sept. 26, 1974 in Fort Belvoir, Va. ... He

attended McCullough High in Houston and earned two letters as a starting safety and running back ... Earned first-team All-District 15-5A honors at safety his junior year, and first-team All-District accolades on both offense and defense as a senior ... Finalist for the Touchdown Club of Houston Defensive Player of the Year award as a senior after tallying 131 tackles, two interceptions and four forced fumbles ... Also rushed for 1,081 yards, caught 14 passes for 109 yards, and returned 10 kickoffs for 224 yards ... Recognized by the *Houston Chronicle* as the two-way Player of the Year ... Also lettered two years in baseball ... Enjoys golf, water skiing, tennis and skiing ... Has worked with Special Olympics and the Cystic Fibrosis Foundation ... Helped the Daily Bread Food Bank with food distribution at a shelter in Ft. Lauderdale ... Named to *Football Digest's* 1999 All-Tough Guy Team ... Larry is single.

ADDITIONAL STATS

Rushing: 1996 (1 for 26 yards on a fake punt); 2000 (1 for 39 yards on a fake punt).

Fumbles: 2000 (1 for 0 yards)

LARRY IZZO

Pos: LB **Ht:** 5-10 **Wt:** 228lbs. **Year:** 7th **Acq:** UFA (MIA)-01 **College:** Rice **Born:** 9/26/74

Regular Season			Tackles					Interceptions						Miscellaneous				
Year	Team	G/S	TT	UT	A	S	Yds	No	Yds	Avg	Lg	TD	PD	FF	FR	Yds	SpT	Blk
1996	Dolphins	16/0	1	1	0	0	0	0	0	—	0	0	0	0	0	0	10	1
1997	Dolphins									Injured Reserve								
1998	Dolphins	13/0	0	0	0	0	0	0	0	—	0	0	0	0	0	0	21	0
1999	Dolphins	16/0	0	0	0	0	0	0	0	0	0	0	0	1	1	0	33	0
2000	Dolphins	16/0	4	4	0	0	0	0	0	0	0	0	0	0	0	0	31	0
2001	Patriots	16/0	2	1	1	0	0	0	0	0	0	0	0	0	1	0	22	0
Totals-5 years		**77/0**	**7**	**6**	**1**	**0**	**0**	**0**	**0**	**0**	**0**	**0**	**0**	**1**	**2**	**0**	**117**	**1**
Postseason			**Tackles**					**Interceptions**						**Miscellaneous**				
1999	Dolphins	2/0	0	0	0	0	0	0	0	—	0	0	0	0	0	0	2	0
2000	Dolphins	2/0	0	0	0	0	0	0	0	—	0	0	0	0	0	0	2	0
2001	Patriots	3/0	0	0	0	0	0	0	0	—	0	0	0	0	2	0	2	0
Totals-3 years		**7/0**	**0**	**0**	**0**	**0**	**0**	**0**	**0**	**—**	**0**	**0**	**0**	**0**	**2**	**0**	**6**	**0**

THE RING – BY THE NUMBERS

143 – The total number of diamonds displayed in each ring.

42 – The number of diamonds circling the top of the ring, celebrating the Patriots first Super Bowl championship in its 42nd season.

36 – A Super Bowl XXXVI logo adorns one side of the ring. Of the 36 Super Bowls played, Jostens has produced 24 of the championship rings.

14 – The ring is a 14-karat white gold, uniquely different from the many other Super Bowl rings that are "gold" colored rings. The Patriots' 14th win was over the St. Louis Rams in Super Bowl XXXVI. It was the first time in franchise history that the team had ever won 14 games in a season.

3 – The ring weighs nearly 3 ounces (48 pennyweight) - believed to be the heaviest in its class - one ounce for each Patriots Super Bowl appearance.

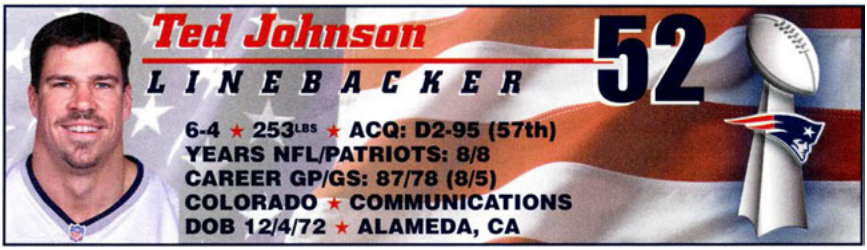

Career Transactions

Ted Johnson was drafted by the Patriots with their own selection in the second round (57th player selected) of the 1995 NFL draft … Signed by the Patriots July 18, 1995 ... Signed a five-year contract extension through 2003 (8/20/98).

Career Highlights

★**Career GP/GS: 87/78 (8/5)**

★Johnson totaled 46 tackles (33 solos) in 2001 and was part of a Patriots defense which yielded an average of only 17.0 points per game. It was the third lowest total in franchise history and the lowest since 1977 (15.5 ppg).

★Johnson eclipsed the double-digit tackle mark three times during the 2000 season, including a season-high 11 vs. Buffalo (11/5).

★Led the team with three fumble recoveries in 2000.

★Despite missing the final three games of the 1998 season, Johnson still recorded a career-high 142 total tackles.

★Johnson had consecutive games streak stopped at 55 games when he tore a pectoral muscle at Pittsburgh (12/6/98).

★Johnson recorded a career-high 17 tackles (10 solo) at Buffalo (11/15/98).

★Led the team in tackles during the 1996 and 1997 seasons. He logged 115 total tackles in 1996 and improved to 127 tackles in 1997.

★He was credited with a season-high 13 tackles in back-to-back games at Tampa Bay (11/16/97) and vs. Miami (11/23/97).

★Led the Patriots with nine defensive stops, including his first career postseason sack, in a playoff victory over the Dolphins (12/28/97).

★Provided a game-high 11 stops in the AFC Championship Game victory over Jacksonville (1/12/97), limiting Natrone Means to just 43 yards rushing in the game.

★He spearheaded an inspired defensive unit which did not allow a touchdown in either of the Patriots two home playoff games in 1996.

★Registered a season-high 14 tackles (9 solos), including one for a loss of seven yards, vs. Washington (10/13/96).

★In 1996, he made the transition from inside linebacker in the 3-4 defense to middle linebacker in the 4-3 and led the team in tackles.

★Made his NFL debut in the 1995 season-opener and combined with Reggie White on a sack of Vinny Testaverde in a 17-14 come-from-behind victory over Cleveland (9/3/95).

★Johnson made the transition from college to pro in his first NFL season with relative ease, starting each of the 12 games he played as a rookie and earning all-rookie team honors from *Pro Football Weekly*, *College and Pro Football Newsweekly* and the *Football News*.

JOHNSON'S SPOTLIGHTS

★**Ted is a certified scuba diver and dreams of one day owning a diving shop somewhere in the Caribbean.**

★**Ted co-owns two restaurants just outside of Houston, Texas, the Ribtickler and the Stillwater Grilling Company.**

★**Ted has worked closely with the United Way during his professional football career.**

★**In addition to scuba diving, Ted also enjoys skiing, playing golf and reading.**

Seasonal Reviews

2001 (12/5, 3/0): Johnson played in 12 games at linebacker, including five starts … Totaled 46 tackles (33 solos), one forced fumble and recovered one fumble during the regular season as the Patriots held their opponents to only 17.0 points per game. It was the third lowest total in Patriots history and the lowest during a 16-game season. **Indianapolis (9/30):** Recorded two tackles and recovered an Edgerrin James fumble caused by Roman Phifer in the Patriots 44-13 victory over the Colts … Part of a Patriots defense which limited the Colts to only 82 yards rushing and forced four turnovers. **San Diego (10/14):** Started at linebacker and notched six tackles in the Patriots 29-26 overtime victory. **Indianapolis (10/21):** Amassed a season-high nine tackles, all solos in the Patriots 38-17 victory … Tackled James for a two-yard loss in the second quarter and forced him to fumble, which was recovered by Tedy Bruschi … The Patriots took

advantage of the turnover six plays later with a touchdown. **Denver (10/28):** Recorded five tackles (3 solos) and was part of a defensive front that held the Broncos to only 86 yards rushing on 29 carries (3.0 avg.). **Buffalo (11/11):** Accumulated a team-high seven tackles, along with Richard Seymour, and was part of defensive front that held the Bills to only 69 yards rushing on 21 carries (3.3 avg.). … Teamed with Willie McGinest to tackle Bills running back Travis Henry for a one-yard loss on fourth-and-one. **Pittsburgh (1/27):** Teamed with Bobby Hamilton to tackle Jerome Bettis for a three-yard loss in the first quarter as the Patriots held the Steelers to their lowest rushing total of the 2001 season, 58 yards rushing on 22 carries (2.6 avg.) … Combined with Tedy Bruschi to sack Kordell Stewart for a three-yard loss on the next play.

2000 (13/11): Started at linebacker in 11 of 13 games and recorded 73 tackles (51 solos) ... Recorded double-digit tackles three times, including a season-high 11 tackles, vs. Buffalo (11/5) ... Led the team with three fumbles recovered. **Minnesota (9/17):** Accumulated 10 tackles as the Patriots limited the Vikings to 316 total yards, their fourth lowest total of the season. **Miami (9/24):** Finished second on team with seven tackles as the Patriots held the Dolphins to 242 total yards, the lowest output they yielded during the season ... Combined with Chris Slade to sack Jay Fiedler for 10-yard loss … Recovered a fumble caused by Lawyer Milloy. **Denver (10/1):** Batted down pass on fourth-and-one, thwarting a Broncos comeback attempt in third quarter of the Patriots 28-19 win. **Indianapolis (10/8):** Tipped a Peyton Manning pass, which Ty Law intercepted, ending a Colts fourth quarter drive ... Added six tackles. **N.Y. Jets (10/15):** Credited with 10 tackles (8 solos). **Buffalo (11/5):** Led the team with a season-high 11 tackles (7 solos) ... Teamed with Bobby Hamilton to stop Sammy Morris for 2-yard loss, forcing Bills punt … Stopped Shawn Bryson at the goal line, to complete goal line stand forcing Bills to kick a field goal. **Kansas City (12/4):** Recovered a fumbled snap by Elvis Grbac, which resulted in a touchdown drive for the Patriots. **Chicago (12/10):** Gathered six tackles (5 solos) and recovered his third fumble of the season ... His recovered fumble led to an Adam Vinatieri 40-yard field goal.

1999 (5/5): Tore his left bicep muscle during the team's first scrimmage of the season, which caused him to miss the entire preseason and the first 11 games of the regular season ... Returned to action for the last five games of the regular season and posted double-digit tackle totals in each of those five games ... It was the longest streak of double-digit tackle games by any Patriots defender all season ... Finished the year with 59 tackles, including 36 solo stops and a pair of sacks ... His 59 tackles ranked 10th on the team ... Listed among the Patriots inactives prior to the first 11 games of the season. **Dallas (12/5):** Made his 1999 debut against the Cowboys and helped shut down one of the league's most powerful rushing teams, limiting them to just 63 yards on 23 carries (2.7 avg.) ... Led the team with 10 tackles (six solos) ... Emmitt Smith, who entered the game with three consecutive 100-yard rushing games, was limited to 75 yards on the day, his second worst day of the 1999 campaign ... Helped the Patriots to a 24-23 victory, the first win in the series in franchise history. **Indianapolis (12/12):** Named defensive co-captain for the game and duplicated his numbers from the week before with 10 tackles, including six solo stops. **Philadelphia (12/19):** Led the team in tackles for the third consecutive week with 13, including a season-high 10 solo stops. **Buffalo (12/26):** Registered a season high with 14 tackles against the Bills. **Baltimore (1/2/00):** Earned AFC Defensive Player of the Week honors for his performance against the Ravens ... Credited with a dozen tackles, including his first two sacks of the season ... His two sacks in the game tied a career high, which he set vs. the Jets (9/14/97) ... He was also credited with a forced fumble on a sack in the third quarter ... The ball was picked up and returned 23 yards for a touchdown by Chad Eaton ... The touchdown sealed a 20-3 victory over the Ravens, and allowed the Patriots to finish .500 for the season (8-8).

1998 (13/13, 0/0): Started the first 13 games at middle linebacker for the Patriots before a pectoral tear suffered on an attempted tackle of Jerome Bettis in

the first quarter at Pittsburgh (12/6) ended his season … He was placed on injured reserve on Dec. 11 and had to watch from the sidelines as his teammates lost three of their final four games, including a playoff loss at Jacksonville (1/3/99) … He was one of 16 Patriots starters beset by injuries during an unusual season … Despite missing the final three games of the season, Johnson still recorded a career-high 142 total tackles, but lost his two-year reign as the team's leading tackler when Lawyer Milloy edged him out with 151 tackles … Recorded double-digit tackle totals in 10 of his first 12 games … Led the team in tackles in each of the first three games of the season at Denver (11 tackles) and home against Indianapolis (15) and Tennessee (14) … Recorded 11 tackles, including a pair of sacks on Saints quarterback Danny Wuerffel at New Orleans (10/4) … It marked just the second time in Johnson's four-year career that he was credited with two sacks in a game … Spearheaded a defensive effort which limited Kansas City (10/11) to just 14 yards rushing, the second-best defensive effort in franchise history, and helped the Patriots paste the Chiefs 40-10 … Led the team with 14 tackles at Miami (10/25), beginning a six week streak of double-digit tackle outings, the longest streak of his career … Established a new career-high by recording a 17-tackle effort at Buffalo (11/15) … Led a defensive unit which limited opponents to less than 55 yards rushing in five games during the year and ranked seventh overall in the league against the run, allowing just 96.7 yards per game.

1997 (16/16, 2/2): Started every game at middle linebacker for the Patriots and finished the season with a career-high 127 total tackles (95 solos), including a career-high four sacks … He was selected as a Pro Bowl alternate … With 127 tackles, he led the team for the second consecutive season … Posted six tackles, including a pair of sacks, and forced a fumble vs. the Jets (9/14) … Had eight first half tackles and finished the game with nine vs. Chicago (9/21) … Led the team with nine tackles vs. Buffalo (10/12) … Credited with nine tackles at Minnesota (11/2) … Limited to just three tackles in a victory at Buffalo (11/9) … Responded with a season-high 13-tackle game at Tampa Bay (11/16) … Posted 13 tackles again the following week vs. Miami (11/23) - totaling 26 tackles in back-to-back weeks … Eclipsed the 100-tackle plateau with an 11-tackle outing vs. Indianapolis (11/30) … Named defensive captain at Jacksonville (12/7) and responded with a team-high nine tackles and a sack … Posted 11 tackles vs. Pittsburgh (12/13) - his fourth double digit performance in five games … During that five-game span, he totaled 57 tackles … Named defensive team captain for the season finale at Miami (12/22) and throughout the playoffs … Earned Staples Star of the Game honors when he registered seven solo stops, including his fourth sack of the season with the division title clinching victory over the Dolphins (12/22) … Led the Patriots with nine defensive stops, including his first career postseason sack, in a playoff victory over the Dolphins (12/28) … Closed out the season with six tackles in the divisional playoff loss at Pittsburgh (1/3/98) … Finished with a team-high 15 postseason tackles, including a sack.

1996 (16/16, 3/3): Johnson started every game, including each of the Patriots playoff games and led the Patriots with 115 defensive stops, including 87 solos … He knocked down four passes, including his first career interception, and was credited with a forced fumble and a fumble recovery … Selected first-team All-Pro by USA Today … Opened the season with a team-high six solo tackles at Miami (9/1) in his debut at middle linebacker … Co-led the team with seven tackles at Buffalo (9/8) … Dropped Leeland McElroy for a 2-yard loss in the opening possession, setting an early tone in a 31-0 shutout victory over Arizona (9/15) … Registered a career-high with 14 tackles (9 solos), including one for a loss of seven yards vs. Washington (10/13) … Led the team with 10 tackles vs. Buffalo (10/27) … Forced his first career fumble when he stripped Colts WR Sean Dawkins of the ball vs. Indianapolis (11/24) for one of five tackles … Reported a team-high six solo stops and intercepted his first career pass at San Diego (12/1) … The interception came off a deflected pass from defensive end Ferric Collons … Dropped Adrian Murrell for a 3-yard loss vs. the Jets (12/8) … Posted 11 stops (9 solos), including three for losses, at Dallas (12/15) … His nine solo stops tied a career-high … Concluded the regular season with nine solo tackles at the Giants (12/21) … Helped the Patriots dominate both the Steelers and the Jaguars in the playoffs, allowing just nine points combined, en route to the Super Bowl … Totaled eight tackles vs. Pittsburgh (1/5/97), including his first career postseason sack on Kordell Stewart … Added a game-high 11 stops in the AFC Championship Game victory over Jacksonville (1/12/97), limiting Natrone Means to just 43 yards rushing in the game … Spearheaded an inspired defensive unit which did not allow a touchdown in either of their two home playoff games … Made 10 stops, including nine solo hits in Super Bowl XXXI vs. Green Bay (1/26/97).

1995 (12/12): Started every game he played in and earned all-rookie team honors from Pro Football Weekly, College and Pro Football Newsweekly and the Football News … Opened the season as the Patriots starting right inside linebacker, opposite Vincent Brown, but missed four games early in the season due to a knee sprain … Finished seventh on the team with 69 tackles (41 solos), despite missing those four games … Added two special teams tackles … Credited with two passes defensed and two fumble recoveries … Opened the season with six

tackles (three solos) and recorded his first career sack when he combined with Reggie White on a sack of Vinny Testaverde in a 17-14 come-from-behind victory over Cleveland (9/3) … Picked up four more tackles the following week vs. Miami (9/10) before a knee sprain sidelined him for the next four games … Listed among the Patriots inactives from 9/17 through 10/15 while he rehabilitated the knee … Returned to the starting lineup and registered four stops vs. Buffalo (10/8) … Averaged nine tackles per game during the next four-game stretch, including 10 tackles vs. Carolina (10/29) and a season-high 13 stops vs. Indianapolis (11/19) … He was credited with his first career pass defensed when he knocked down a Kerry Collins pass vs. Carolina … Registered four tackles and recorded his first and second NFL fumble recoveries in a 31-28 victory over the New York Jets (12/10).

College

Johnson was a four-year letterman at Colorado (1991-94), where he finished second in school history (to Barry Remington's 493 stops) with 471 total tackles … Earned All-American first-team honors and was a consensus All-Big Eight Conference first-team selection as a senior. 1994 (Senior): He led the team with 147 tackles (92 solos), including four sacks for 15 yards and six tackles for losses of nine yards … His 147 tackles was a career-high and ranks sixth on Colorado's all-time list … Recorded nine tackles or more in each of his 12 games … Tied his career-high total with 20 tackles (13 solos), a sack and a pair of third-down stops vs. Nebraska (10/29/94) … Closed out his collegiate career with 18 tackles (eight solos), a four-yard sack, a seven-yard interception return and a deflected pass in a 41-24 victory over Notre Dame in the Fiesta Bowl. 1993 (Junior): He led the team with 131 tackles (83 solos), including three sacks and five tackles for losses to earn AP all-conference honors. 1992 (Sophomore): Started nine of 11 games at inside linebacker as a sophomore and recorded 78 tackles (41 solos), including a sack and two tackles for losses. 1991 (Freshman): Started the final six games as a freshman and recorded 53 tackles (37 solos).

SINGLE-GAME CAREER HIGHS

Regular Season

Tackles:	17	vs. Buffalo (11/15/98)
Solos:	11	vs. Tampa Bay (11/16/97)
Assists:	8	vs. Buffalo (12/26/99)
		at Miami (10/25/98)
Sacks:	2	vs. Baltimore (1/2/00)
		at New Orleans (10/14/98)
		vs. N.Y. Jets (9/14/97)
Interceptions:	1	vs. San Diego (12/1/96)

Postseason

Tackles:	11	vs. Jacksonville (1/12/97)
Solos:	9	vs. Green Bay (1/26/97)
Assists:	3	vs. Miami (12/28/97)
		vs. Jacksonville (1/12/97)
		vs. Pittsburgh (1/5/97)
Sacks:	1	vs. Miami (12/28/97)
		vs. Pittsburgh (1/5/97)

Personal

Ted Curtis Johnson was born the son of Ted and Patrice Johnson on Dec. 4, 1972 in Alameda, Calif. … He earned All-CIF, All-North County, All-Avocado League and Prep Football Report All-West selection as an inside linebacker at Carlsbad (Calif.) High … Recorded 130 tackles, 12 sacks, seven forced fumbles and two interceptions as a senior … Played tight end on offense … Earned All-League honorable mention in his junior campaign after recording 82 tackles with seven sacks … Lettered twice in basketball and baseball during his freshman and sophomore years … Majored in communications at Colorado … His hobbies include skiing, scuba diving and golf … Ted is single.

TED JOHNSON

Pos: LB **Ht:** 6-4 **Wt:** 253 **Year:** 8th **Acq:** D2-95 (57th) **College:** Colorado **Born:** 12/4/72

Regular Season			Tackles					Interceptions				Miscellaneous				Postseason					
Year	Team	G/S	TT	UT	A	S	Yds	No	Yds	TD	PD	FF	FR	Yds	SpT	G/S	TT	UT	A	S	Yds
1995	Patriots	12/12	69	41	28	0.5	2	0	0	0	2	0	2	0	2	-/-	-	-	-	-	-
1996	Patriots	16/16	115	87	28	0.0	0	1	0	0	4	1	1	0	0	3/3	29	22	7	1.0	5
1997	Patriots	16/16	127	95	32	4.0	30	0	0	0	1	1	0	0	0	2/2	15	11	4	1.0	7
1998	Patriots	13/13	142	79	63	2.0	11	0	0	0	6	0	0	0	1	Injured Reserve					
1999	Patriots	5/5	59	36	23	2.0	14	0	0	0	0	1	0	0	0	-/-	-	-	-	-	-
2000	Patriots	13/11	73	51	22	0.5	5	0	0	0	2	0	3	0	0	-/-	-	-	-	-	-
2001	Patriots	12/5	46	33	13	0.0	0	0	0	0	4	1	1	0	0	3/0	3	1	2	0.5	1.5
Totals-7 years		**87/78**	**631**	**422**	**209**	**9.0**	**62**	**1**	**0**	**0**	**19**	**4**	**7**	**0**	**3**	**8/5**	**47**	**34**	**13**	**2.5**	**13.5**

JOHNSON'S CAREER GAME-BY-GAME

1995 Opponent	G/S	TT	UT	A	S/Yd	I/Yds	PD	FF	FR	W/L Score
09/03 Cleveland	S	6	3	3	0.5 2	0 0	0	0	0	W 17-14
09/10 Miami	S	4	3	1	0 0	0 0	0	0	0	L 3-20
09/17 at San Francisco					Inactive					L 3-28
10/01 at Atlanta					Inactive					L 17-30
10/08 Denver					Inactive					L 3-37
10/15 at Kansas City					Inactive					L 26-31
10/23 Buffalo	S	4	3	1	0 0	0 0	0	0	0	W 27-14
10/29 Carolina	S	10	4	6 0	0 0	0	1	0	0	L 17-20
11/05 at N.Y. Jets	S	4	4	0	0 0	0 0	0	0	0	W 20-7
11/12 at Miami	S	9	8	1	0 0	0 0	0	0	0	W 34-17
11/19 Indianapolis	S	13	6	7	0 0	0 0	0	0	0	L 10-24
11/26 at Buffalo	S	6	2	4	0 0	0 0	0	0	0	W 35-25
12/03 New Orleans	S	2	1	1	0 0	0 0	0	0	0	L 17-31
12/10 N.Y. Jets	S	4	3	1	0 0	0 0	0	0	2	W 31-28
12/16 at Pittsburgh	S	3	2	1	0 0	0 0	0	0	0	L 27-41
12/23 at Indianapolis	S	4	2	2	0 0	0 0	0	0	0	L 7-10
1995 Totals	**12/12**	**69**	**41**	**28**	**0.5/2**	**0 0**	**1**	**0**	**2**	**6-10**

1996 Opponent	G/S	TT	UT	A	S/Yd	I/Yds	PD	FF	FR	W/L Score
09/01 at Miami	S	6	6	0	0 0	0 0	0	0	0	L 10-24
09/08 at Buffalo	S	7	4	3	0 0	0 0	0	0	0	L 10-17
09/15 Arizona	S	5	3	2	0 0	0 0	0	0	0	W 31-0
09/22 Jacksonville	S	4	3	1	0 0	0 0	1	0	0	W 28-25
10/06 at Baltimore	S	5	5	0	0 0	0 0	0	0	0	W 46-38
10/13 Washington	S	14	9	5	0 0	0 0	0	0	0	L 22-27
10/20 at Indianapolis	S	4	3	1	0 0	0 0	0	0	0	W 27-9
10/27 Buffalo	S	10	8	2	0 0	0 0	0	0	0	W 28-25
11/03 Miami	S	9	3	6	0 0	0 0	0	0	1	W 42-23
11/10 at N.Y. Jets	S	9	7	2	0 0	0 0	0	0	0	W 31-27
11/17 Denver	S	8	7	1	0 0	0 0	0	0	0	L 8-34
11/24 Indianapolis	S	5	2	3	0 0	0 0	0	1	0	W 27-13
12/01 at San Diego	S	6	6	0	0 0	1 0	1	0	0	W 45-7
12/8 N.Y. Jets	S	3	3	0	0 0	0 0	1	0	0	W 34-10
12/15 at Dallas	S	11	9	2	0 0	0 0	0	0	0	L 6-12
12/21 at N.Y. Giants	S	9	9	0	0 0	0 0	1	0	0	W 23-22
1996 Totals	**16/16**	**115**	**87**	**28**	**0 0**	**1/0**	**4**	**1**	**1**	**11-5**
01/05 Pittsburgh	S	8	5	3	1 5	0 0	0	0	0	W 28-3
01/12 Jacksonville	S	11	8	3	0 0	0 0	0	0	0	W 20-6
01/26 Green Bay	S	10	9	1	0 0	0 0	0	0	0	L 21-35
1996 Postseason	**3/3**	**29**	**22**	**7**	**1/5**	**0 0**	**0**	**0**	**0**	**2-1**

1997 Opponent	P/S	TT	UT	A	S/Yd	I/Yds	PD	FF	FR	W/L Score
08/31 San Diego	S	4	4	0	- -	- -	-	-	-	W 41-7
09/07 at Indianapolis	S	7	6	1	- -	- -	-	-	-	W 31-6
09/14 N.Y. Jets	S	6	4	2	2/15	- -	-	1	-	Wot27-24
09/21 Chicago	S	9	7	2	- -	- -	-	-	-	W 31-3
10/06 at Denver	S	4	2	2	- -	- -	-	-	-	L 13-34
10/12 Buffalo	S	9	8	1	- -	- -	-	-	-	W 33-6
10/19 at N.Y. Jets	S	6	5	1	- -	- -	-	-	-	L 19-24
10/27 Green Bay	S	6	4	2	- -	- -	-	-	-	L 10-28
11/02 at Minnesota	S	9	7	2	- -	- -	-	-	-	L 18-23
11/09 at Buffalo	S	3	3	0	- -	- -	-	-	-	W 31-10
11/16 at Tampa Bay	S	13	11	2	- -	- -	-	-	-	L 7-27
11/23 Miami	S	13	10	3	- -	- -	-	-	-	W 27-24
11/30 Indianapolis	S	11	4	7	- -	- -	1	-	-	W 20-17
12/07 at Jacksonville	S	9	5	4	1/5	- -	-	-	-	W 26-20
12/13 Pittsburgh	S	11	8	3	- -	- -	-	-	-	Lot21-24
12/22 at Miami	S	7	7	0	1/10	- -	-	-	-	W 14-12
1997 Totals	**16/16**	**127**	**95**	**32**	**4/30**	**0 0**	**1**	**1**	**0**	**10-6**
12/28 Miami	S	9	6	3	1/7	- -	-	-	-	W 17-3
01/03 at Pittsburgh	S	6	5	1	- -	- -	-	-	-	L 6-7
1997 Postseason	**2/2**	**15**	**11**	**4**	**1/7**	**0 0**	**0**	**0**	**0**	**1-1**

1998 Opponent	P/S	TT	UT	A	S/Yd	I/Yds	PD	FF	FR	W/L Score
09/07 at Denver	S	11	6	5	- -	- -	1	-	-	L 21-27
09/13 Indianapolis	S	15	9	6	- -	- -	-	-	-	W 29-6
09/20 Tennessee	S	14	9	5	- -	- -	-	-	-	W 27-16
10/04 at New Orleans	S	11	6	5	2 11	- -	-	-	-	W 30-27
10/11 Kansas City	S	8	5	3	- -	- -	1	-	-	W 40-10
10/19 N.Y. Jets	S	8	5	3	- -	- -	-	-	-	L 14-24
10/25 at Miami	S	14	6	8	- -	- -	1	-	-	L 9-12
11/01 at Indianapolis	S	10	4	6	- -	- -	1	-	-	W 21-16
11/08 Atlanta	S	12	7	5	- -	- -	-	-	-	L 10-41
11/15 at Buffalo	S	17	10	7	- -	- -	1	-	-	L 10-13
11/23 Miami	S	11	7	4	- -	- -	-	-	-	W 26-23
11/29 Buffalo	S	11	5	6	- -	- -	1	-	-	W 25-21
12/06 at Pittsburgh	S	0	0	0	- -	- -	-	-	-	W 23-9
12/13 at St. Louis					placed on injured reserve 12/11/98					L 18-32
12/20 San Francisco										W 24-21
12/27 at N.Y. Jets										L 10-31
1998 Totals	**13/13**	**142**	**79**	**63**	**2/11**	**0 0**	**6**	**-**	**0**	**9-7**

1999 Opponent	S	TT	UT	A	S/Yd	I/Yds	PD	FF	FR	W/L Score
09/12 at N.Y. Jets					Inactive					W 30-28
09/19 Indianapolis					Inactive					W 31-28
09/26 N.Y. Giants					Inactive					W 16-14
10/03 at Cleveland					Inactive					W 19-7
10/10 at Kansas City					Inactive					L 14-16
10/17 Miami					Inactive					L 30-31
10/24 Denver					Inactive					W 24-23
10/31 at Arizona					Inactive					W 27-3
11/15 N.Y. Jets					Inactive					L 17-24
11/21 at Miami					Inactive					L 17-27
11/28 at Buffalo					Inactive					L 7-17
12/05 Dallas	S	10	6	4	- -	- -	-	-	-	W 13-6
12/12 at Indianapolis	S	10	6	4	- -	- -	-	-	-	L 15-20
12/19 at Philadelphia	S	13	10	3	- -	- -	-	-	-	L 9-24
12/26 Buffalo	S	14	6	8	- -	- -	-	-	-	L ot10-13
01/02 Baltimore	S	12	8	4	2/14	- -	-	1	-	W 20-3
1999 Totals	**5/5**	**59**	**36**	**23**	**2/14**	**0 0**	**0**	**1**	**0**	**8-8**

2000 Opponent	S/P	TT	UT	A	S/Yd	I/Yds	PD	FF	FR	W/L Score
09/03 Tampa Bay	p	3	3	0	0 0	0 0	0	0	0	L 16-21
09/11 at N.Y. Jets	S	4	3	1	0 0	0 0	0	0	0	L 19-20
09/17 Minnesota	S	10	4	6	0 0	0 0	0	0	0	L 13-21
09/24 at Miami	S	7	4	3	0.5/5	0 0	0	0	1	L 3-10
10/01 at Denver	S	4	4	0	0 0	0 0	1	0	0	W 28-19
10/08 Indianapolis	S	6	3	3	0 0	0 0	1	0	0	W 24-16
10/15 N.Y. Jets	S	10	8	2	0 0	0 0	0	0	0	L 17-34
10/22 at Indianapolis	S	2	2	0	0 0	0 0	0	0	0	L 23-30
11/05 Buffalo	S	11	7	4	0 0	0 0	0	0	0	L ot13-16
11/12 at Cleveland					inactive					L 11-19
11/19 Cincinnati					inactive					W 16-13
11/23 at Detroit					inactive					L 9-34
12/04 Kansas City	p	1	1	0	0 0	0 0	0	0	1	W 30-24
12/10 at Chicago	S	6	5	1	0 0	0 0	0	0	1	L 17-24
12/17 at Buffalo	S	5	4	1	0 0	0 0	0	0	0	Wot13-10
12/24 Miami	S	4	3	1	0 0	0 0	0	0	0	L 24-27
2000 Totals	**13/11**	**73**	**51**	**22**	**0.5/5**	**0 0**	**2**	**0**	**3**	**5-11**

2001 Opponent	S/P	TT	UT	A	S/Yds	I/Yds	PD	FF	FR	W/L Score
09/09 at Cincinnati					inactive					L 17-23
09/23 NY Jets	p	4	3	1	0 0	0 0	0	0	0	L 3-10
09/30 Indianapolis	p	2	2	0	0 0	0 0	0	0	1	W 44-13
10/07 at Miami	p	5	3	2	0 0	0 0	0	0	0	L 10-30
10/14 San Diego	S	6	3	3	0 0	0 0	1	0	0	W ot29-26
10/21 at Indianapolis	S	9	9	0	0 0	0 0	0	1	0	W 38-17
10/28 at Denver	S	5	3	2	0 0	0 0	0	0	0	L 20-31
11/04 at Atlanta	S	4	4	0	0 0	0 0	1	0	0	W 24-10
11/11 Buffalo	S	7	3	4	0 0	0 0	0	0	0	W 21-11
11/18 St. Louis					Inactive					L 17-24
11/25 New Orleans					Inactive					W 34-17
12/02 at NY Jets					Inactive					W 17-16
12/09 Cleveland	p	0	0	0	0 0	0 0	0	0	0	W 27-16
12/16 at Buffalo	p	1	1	0	0 0	0 0	0	0	0	Wot12-9
12/22 Miami	p	2	1	1	0 0	0 0	0	0	0	W 20-13
01/06 at Carolina	p	1	1	0	0 0	0 0	2	0	0	W 38-6
2001 Totals	**12/5**	**46**	**33**	**13**	**0 0**	**0 0**	**4**	**1**	**1**	**11-5**
01/19 Oakland	p	0	0	0	0 0	0 0	0	0	0	Wot16-13
01/27 at Pittsburgh	p	3	1	2	0.5 1.5	0 0	0	0	0	W 24-17
02/03 St. Louis	p	0	0	0	0 0	0 0	0	0	0	W 20-17
2001 Postseason	**3/0**	**3**	**1**	**2**	**0.5 1.5**	**0 0**	**0**	**0**	**0**	**3-0**

Career Transactions

Kenyatta Jones was drafted by the New England Patriots in the fourth round (96th overall) of the 2001 NFL draft … Signed on July 18, 2001.

Career Highlights

★**Career GP/GS: 5/0 (0/0)**

Seasonal Reviews

2001 (5/0): Jones participated as a reserve offensive lineman and on special teams in five regular season games. **Cincinnati (9/9):** Made NFL debut in action on the offensive line. **Miami (10/7):** Participated at right guard when starter Joe Andruzzi was forced to leave the game due to injury.

College

Jones was a four-year letterman (1997-2000) at South Florida, starting 40 of 43 career games … One of the strongest players in the collegiate ranks, boasting a 490-pound bench press … Showed his athleticism by also briefly playing on the school's basketball team in 1999-2000 when injuries depleted the squad's depth. 2000 (Senior): All-Independent first-team selection by The NFL Draft Report ... Manned the demanding left tackle position and provided outstanding pass protection as the Bulls averaged 203.2 aerial yards per game in their first season of NCAA Division 1-A competition ... Led offensive line unit that allowed only 24 quarterback sacks ... Registered 91 knockdowns, while appearing in virtually every offensive snap (726 plays) … Delivered touchdown-resulting blocks on two scores as the Bulls exploded for 513 yards vs. Jacksonville State … Closed out career in fine fashion, opening holes for offense that set season-highs with 540 total yards and 298 rushing yards in 59-0 win over Austin Peay State. 1999 (Junior): Played in all 11 games, starting nine at left tackle ... Credited with 71 knockdown blocks, while helping the offense generate 3,437 yards. 1998 (Sophomore): Started all 11 games at left tackle and was one of main reasons the offense averaged 36.5 points, 217.4 yards passing and 191.5 yards rushing per game … Recorded 62 knockdowns … Selected NCAA Division 1-AA All-Independent first-team … Registered eight knockdowns, including one on a 75-yard touchdown, as the Bulls gained 210 aerial yards in 39-10 victory over Slippery Rock. 1997 (Freshman): Played in 10 games and started nine at left tackle as a freshman.

JONES' SPOTLIGHTS

★Kenyatta's godfather, John L. Williams, was a first-round pick of the Seattle Seahawks in 1986 and spent 10 years in the NFL (1986-93, Seattle and 1994-95, Pittsburgh).

★Kenyatta raises Ball Python snakes as a hobby.

★Kenyatta played on South Florida's basketball team during the 1999-2000 season. He can also dunk a basketball.

Personal

Kenyatta Lapoleon Jones was born on Jan. 18, 1979 in Gainesville, Florida …All-state Class 4A third-team selection at Eastside (Gainesville, Fla.) High ... Earned "Senior Star" and all-area honors from the Gainesville Sun ... Named 1996 Eastside Offensive Lineman of the Year ... Competed as a center, offensive tackle and defensive end ... Also lettered in basketball as a center ... Earned a total of nine letters in football, basketball, track and weightlifting ... Listed in Who's Who Among American High School Students ... Honor roll student … Raises Ball Python snakes as a hobby ... Godfather, John L. Williams, was a first round draft pick and a running back for the Seattle Seahawks (1986-93) and the Pittsburgh Steelers (1994-95) ... Nicknamed "Bear" ... Majored in communications.

Career Transactions

Tebucky Jones was drafted by the Patriots in the first round of the 1998 NFL Draft with the 22nd overall selection ... Signed a five-year deal with the Patriots on July 18, 1998 ... Placed on injured reserve (12/31/99).

Career Highlights

★**Career GP/GS: 58/23 (4/3)**

★Jones developed into a full-time starter at free safety, starting a career-high 12 games in 2001 and recorded a career-high 57 tackles (41 solos).

★Jones became a disruptive force for the Patriots defense, forcing a team-high three forced fumbles in 2001.

★Jones started all three 2001 playoff games, recorded 15 tackles (11 solos) and his first career interception of the postseason.

★Jones continued to excel on special teams in 2001, recording 15 tackles and increased his career-total to 60.

★Started nine of 15 games at free safety in 2000 after playing his first two seasons at cornerback and recorded 55 tackles and a career-high two interceptions.

★As a rookie in 1998, Jones led the team with 28 special teams tackles.

JONES' SPOTLIGHTS

★**Tebucky was named one of The Good Guys by *The Sporting News* for his work with the Tebucky Jones Foundation in his hometown of New Britain, Conn. He leads an annual Christmas food drive, a Thanksgiving turkey distribution and provides scholarships for student athletes.**

★**Tebucky hopes to build a youth center in his hometown someday.**

★**Tebucky was named Connecticut Player of the Year by *USA Today* in 1992**

Seasonal Reviews

2001 (16/12, 3/3): Started at free safety in 12 of 16 regular season games and recorded a career-high 57 tackles (41 solos) ... Led team with three forced fumbles ... Finished the regular season second on the team with 15 special teams tackles. **Miami (10/7):** Started first game of the season at free safety and was part of secondary that held Jay Fiedler and the Dolphins to only 87 yards passing ... Broke up third down Fiedler pass intended for running back J.J. Johnson in the third quarter, forcing a Dolphins punt. **San Diego (10/14):** Collected a season-high six tackles (5 solos) and broke up a Doug Flutie pass intended for Curtis Conway in the end zone. **Indianapolis (10/21):** Recorded a touchdown-saving tackle on a Peyton Manning to Marvin Harrison 68-yard completion at the two-yard line ... The Patriots defense held, forcing a 25-yard field goal attempt which Jones blocked. **Atlanta (11/4):** Recorded his first career sack when he brought down Michael Vick for an eight-yard loss, part of the Patriots season-high nine sack performance. **St. Louis (11/18):** Tackled Rams kick returner Yo Murphy for a one-yard loss when St. Louis attempted a reverse on the opening kickoff. **N.Y. Jets (12/2):** Downed two punts, including one at the Jets one-yard line in the second quarter ... Part of secondary that held the Jets to just 20 yards passing in the second half. **Cleveland (12/9):** Intercepted his first pass of the season and the third of his career when he caught a Tim Couch pass on the second play of the game ... Forced a Dennis Northcutt fumble that was recovered by Lawyer Milloy late in the fourth quarter. **Buffalo (12/16):** Tied a season-high with six tackles (4 solos) as the Patriots held the Bills to only nine points in 12-9 overtime victory. **Miami (12/22):** Collected four tackles, forced two fumbles and was part of a defense that held the Dolphins to just 58 yards rushing in 20-13 victory over the Dolphins ... Forced Jay Weaver to fumble following a reception in the first quarter ... The ball was recovered by Otis Smith at the Patriots 48-yard line and the team eventually scored on an Antowain Smith two-yard run ... Forced Lamar Smith to fumble at the Patriots three-yard line in the fourth quarter ... The ball was recovered by Roman Phifer at the Patriots two-yard line. **Oakland (1/19):** Made his first career postseason start and recorded five tackles (3 solos) ... Part of defense that limited the Raiders to

230 yards of total offense in 16-13 overtime victory. **Pittsburgh (1/27):** Intercepted Kordell Stewart late in the fourth quarter and returned it 19 yards … His interception was his first in the postseason. **St. Louis (2/3):** Started at safety and was part of a Patriots defensive backfield that used a very physical plan of attack against the Rams speedy and explosive passing game … Finished third on team with a postseason-high six tackles (5 solos).

2000 (15/9): Started nine of 15 games at free safety after playing the first two seasons at cornerback and recorded 55 tackles (42 solos) … Notched the first two interceptions of his career and recorded six passes defensed … Finished fourth on the team with 12 special teams tackles. **Tampa Bay (9/3):** Started his first game at free safety and registered two tackles. **N.Y. Jets (9/11):** Credited with three tackles and defended a pass from Vinny Testaverde intended for Vincent Brisby on third-and-three, forcing the Jets to punt … Part of defensive unit which held the Jets to 59 yards rushing. **Miami (9/24):** Accumulated five tackles, including a tackle of Lamar Smith for a 6-yard loss as the Patriots limited the Dolphins to 242 yards, the lowest amount allowed by the Patriots in 2000. **Denver (10/1):** Recorded his first career interception, thwarting a fourth quarter comeback bid by the Broncos in the 28-19 win by the Patriots … Added five tackles. **Indianapolis (10/8):** Notched his second interception in as many weeks, this time halting a Colts fourth quarter comeback bid in the Patriots 24-16 win … Recorded a season-high three special teams tackles as the Patriots limited the Colts to only six yards on two punt returns. **Buffalo (11/5):** Registered four defensive tackles and added two on special teams as the Patriots held the Bills punt return unit to 14 yards on three returns. **Cleveland (11/12):** Finished second on team and tied a career-high with seven tackles … Set a career-high with seven solo tackles. **Kansas City (12/4):** Stopped Tony Gonzalez on the Patriots seven-yardline as the final seconds expired, preserving the Patriots 30-24 win … Finished second on the team with six tackles (6 solos). **Buffalo (12/7):** Recorded a pass defense when he delivered a punishing hit to Jay Riemersma, forcing the Bills to settle for a field goal … Also had three defensive tackles. **Miami (12/24):** Inactive for season finale due to an ankle injury.

1999 (11/2): Played in 11 games in his second year at cornerback ... Finished the season with 26 tackles and seven passes defensed ... He also forced his first career fumble ... Missed four games due to a hamstring injury, which he suffered prior to the Cleveland game (10/3) ... Received more playing time as the season progressed, seeing action in nickel and dime passing situations. **N.Y. Jets (11/15):** Named special teams co-captain for the game and posted his best defensive numbers to date with five solo tackles and a pass defensed. **Philadelphia (12/19):** Made his NFL starting debut at right corner for the injured Steve Israel … Credited with four solo stops and three passes defensed. **Buffalo (12/26):** Registered a new career-high with seven defensive tackles, including six solo stops … Sprained his right knee late in the game and was placed on injured reserve on Dec. 31.

1998 (16/0, 1/0): Played in every game for the Patriots and began to see extended playing time in dime substitution packages … Finished the season with seven defensive stops and five passes defensed … Dominated opponents on special teams and led the team with 28 tackles on coverage units … Recorded at least one special teams tackle in 14 of the Patriots 16 games … Made his NFL debut in the season opener at Denver (9/7) and recorded two special teams tackles … Had a defensive stop, a pair of special teams tackles and two passes defensed in the home opener vs. Indianapolis (9/13) … Contributed a pair of special teams tackles in seven of the first eight games … Earned more playing time during the final month of the season … Provided two defensive tackles and four special teams tackles at Pittsburgh (12/6).

College

Made the transition from running back to defensive back prior to his senior year at Syracuse … Finished his collegiate career with 101 tackles, four interceptions, three forced fumbles and three fumbles recovered … Offensively, he rushed for 563 yards and nine touchdowns on 145 carries … He also had two

SINGLE-GAME CAREER HIGHS

Regular Season

Tackles:	7	at Cleveland (11/12/00)
		vs. Buffalo (12/26/99)
Solo Tackles:	7	at Cleveland (11/12/00)
	6	vs. Buffalo (12/26/99)
Assists:	3	at Miami (10/7/01)
		vs. Cincinnati (11/19/00)
Interceptions:	1	vs. Cleveland (12/9/02)
		vs. Indianapolis (10/8/00)
		at Denver (10/1/00)
Passes Defensed:	3	at Indianapolis (12/12/99)
Sp. Teams Tackles:	4	at Pittsburgh (12/6/98)

Postseason

Tackles:	6	vs. St. Louis (2/3/02)
Solo Tackles:	5	vs. St. Louis (2/3/02)
Interceptions:	1	at Pittsburgh (1/27/02)

receptions for nine yards and returned nine kickoffs for 176 yards (19.6 avg.). 1997(Senior): Earned All-ECAC first-team and second-team All-Big East honors after making the transition to defensive back as a senior … Started every game at strong safety and was credited with 80 tackles (50 solos), three forced fumbles, three fumble recoveries and four interceptions, which he returned for 104 yards … Earned ECAC Player of the Week honors when he returned an interception 98 yards for a touchdown to seal a 30-19 victory over Tulane … It was the second longest interception return in school history … Recorded an interception and lined up for one play at tailback, scoring on a 1-yard plunge in a 33-13 victory over Miami, marking the first time that a Syracuse player had scored touchdowns on offense and defense since Ernie Davis in 1961 … Underwent ankle surgery, causing him to miss the Oklahoma and Virginia Tech games. 1996 (Junior): Appeared in every game in a rotation among reserve running backs, but was an impact player on special teams … Rushed for 265 yards and three touchdowns on 61 carries (4.3 avg.) and recorded 15 special teams stops. 1995 (Sophmore): Appeared in 10 games, including his only career offensive start, and carried 72 times for 248 yards (3.4 avg.) and five touchdowns … Missed two games and received limited playing time in two others after suffering a knee sprain vs. West Virginia. 1994 (Freshman): Appeared in seven games as a reserve tailback … Carried seven times for 49 yards (4.5 avg.). 1993 (Redshirt): Redshirted as a freshman.

Personal

Tebucky Shermaine Jones was born the son of Mary Ann Jones on Oct. 6, 1974 in New Britain, Conn. … He is one of five children (two brothers and two sisters) … He attended New Britain High School and starred in football, basketball and track … During his prep career, he rushed for 4,541 yards and 53 touchdowns … His 2,139 yards and 25 rushing touchdowns as a senior in 1992 earned him USA Today Connecticut Player of the Year honors … He also returned an interception and a kickoff for touchdowns as the team captain, while earning All-Big East, all-northeast and all-state honors … He scored over 1,000 career points on his high school basketball team and was a member of the New England championship 4x100-meter relay team … He majored in child and family studies at Syracuse … Tebucky and his wife, Jannet, have three children, Letesha, Tebucky, Jr. and Malique.

TEBUCKY JONES

Pos: S **Ht:** 6-2 **Wt:** 218lbs. **Year:** 5th **Acq:** D1b-98 (22nd) **College:** Syracuse **Born:** 10/6/74

Regular Season			Tackles					Interceptions					Miscellaneous			
Year	**Team**	**G/S**	**TT**	**UT**	**A**	**S**	**Yds**	**No**	**Yds**	**Avg**	**Lg**	**TD**	**PD**	**FF**	**FR**	**SpT**
1998	Patriots	16/0	7	5	2	0	0	0	0	0.0	0	0	5	0	1	28
1999	Patriots	11/2	26	23	3	0	0	0	0	0.0	0	0	7	1	0	5
2000	Patriots	15/9	55	42	13	0	0	2	20	10.0	20	0	6	0	0	12
2001	Patriots	16/12	57	41	16	1	8	1	-4	-4.0	4	0	5	3	0	15
Totals-4 Years		**58/23**	**145**	**111**	**34**	**1**	**8**	**3**	**16**	**5.3**	**20**	**0**	**23**	**4**	**1**	**60**
Postseason			**Tackles**					**Interceptions**					**Miscellaneous**			
1998	Patriots	1/0	0	0	0	0	0	0	0	0.0	0	0	1	0	0	0
2001	Patriots	3/3	15	11	4	0	0	1	19	19.0	19	0	1	0	0	2
Totals-2 Years		**4/3**	**15**	**11**	**4**	**0**	**0**	**1**	**19**	**19.0**	**19**	**0**	**1**	**0**	**0**	**2**



Ben Kelly

CORNERBACK 31

5-9 ★ 185LBS ★ ACQ: CW (MIA)-01
YEARS NFL/PATRIOTS: 3/2
CAREER GP/GS: 6/0 (0/0)
COLORADO ★ PSYCHOLOGY/COMMUNICATIONS
DOB 9/15/78 ★ CLEVELAND, OH

Career Transactions

Ben Kelly was claimed off of waivers by the Patriots from the Miami Dolphins on November 2, 2001 ... Originally drafted by the Miami Dolphins in the third round (84th overall) of the 2000 NFL draft ... Placed on injured reserve (9/26/00) ... Released by the Dolphins (11/1/01) ... Placed on injured reserve by the Patriots (12/12/01).

Career Highlights

★Career GP/GS: 6/0 (0/0)

Seasonal Reviews

2001 (2/0-New England-2/0 Miami): Played in two games with the Dolphins and recorded one assisted tackle in reserve play ... Released by the Dolphins (11/1) ... Claimed off waivers by the Patriots (11/2). Listed among inactives for his first three games with Patriots. **New Orleans (11/25):** Made Patriots debut in special teams play and returned two kickoffs for 33 yards including a long return of 28 yards. **New York (12/2):** Returned five kickoffs for 90 yards with a long return of 26 yards ... Placed on injured reserve (12/12/01).

2000 (2/0 - Miami): Kelly played in two regular season games, both in a reserve role ... Inactive for two contests ... Returned five punts for a 6.2 yard average with a long return of 10 yards. **New England (9/24):** Sustained significant damage to the lateral collateral ligament in his left knee on a punt return ... Placed on injured reserve on Sept. 26.

College

Played three years (1997-99) at Colorado, including the final two as a starter ... Concluded his career with 132 tackles, 11 interceptions, 34 passes defensed and three fumble recoveries, including two for touchdowns ... Returned 39 punts for an average of 10.1 yards and two touchdowns ... Fielded 64 kickoff returns for a 28.1 yard average and three touchdowns, including a long of 100 yards ... His kickoff return average ranks second on the NCAA Division I-A career list, while his 1,798 career kickoff return yards are a Buffaloes record ... As a junior in 1999, Kelly served as the kickoff returner ... Voted first-team All-Big 12 Conference selection as a cornerback and kickoff returner ... Tallied 42 tackles, a career-high five interceptions and two fumble returns for touchdowns ... Also returned 19 kickoffs for a 28.8 yard average, with two for touchdowns ... Against Washington, Kelly returned a fumble 38 yards for a touchdown and a kickoff 98 yards for a score ... Recorded a career-long 100-yard kickoff return for a touchdown against Missouri and picked off a pair of passes against Oklahoma ... Added an 88-yard punt return for a touchdown against Boston College in the Insight.com Bowl ... As a sophomore, Kelly started all 11 games and was a first-team all-conference choice as a defensive back and return specialist ... Earned the Brian Cabral Award as the team's Outstanding Special Teams Player and the Dave Jones Award as Colorado's Outstanding Defensive Player ... Posted a career-high 54 tackles, four interceptions and a career-best 22 passes defensed ... Returned 20 kickoffs for a 23.7 yard average and 11 punts for a 20.8 yard average, including two for scores ... Recorded punt returns for touchdowns versus Utah State (68 yards) and Iowa State (76 yards) ... Opened the Aloha Bowl against Oregon with a 93 yard kickoff return for a touchdown.

KELLY'S SPOTLIGHTS

★Ben had an incredible total of nine returns for touchdowns, four by kickoffs, three by punts and two via fumble returns in his three years at Colorado.

Personal

Benjamin Oliver Kelly was born on September 15, 1978 in Cleveland, Ohio ... Also lettered on the Colorado University track team, where he took part in the 4x400 meter relay ... Earned All-American status in the quarter mile ... Posted career-bests of 6.78 in the 60-meter dash and 21.53 on the 200-meter dash ... Named first-team all-state and All-North Coast League selection in football as both a junior and senior at Mentor Lake (Ohio) Catholic High School ... Lettered four times in basketball and in track.

BEN KELLY

Pos: CB **Ht:** 5-9 **Wt:** 185lbs. **Year:** 3rd **Acq:** CW (MIA)-01 **College:** Colorado **Born:** 9/15/78

Regular Season			Tackles								Kickoff Returns					Punt Returns				
Year	Team	G/S	TT	UT	A	Int	Yds	TD	PD	SpT	No	Yds	Avg	Lg	TD	No	Yds	Avg	TD	TD
2000	Dolphins	2/0	0	0	0	0	0	0	0	0	0	0	0.0	0	0	5	31	6.2	10	0
2001	Dolphins	2/0	1	0	1	0	0	0	0	0	0	0	0.0	0	0	0	0	0.0	0	0
	Patriots	2/0	0	0	0	0	0	0	0	0	7	123	17.6	28	0	0	0	0.0	0	0
Totals – 2 Years		**6/0**	**1**	**0**	**1**	**0**	**0**	**0**	**0**	**0**	**7**	**123**	**17.6**	**28**	**0**	**5**	**31**	**6.2**	**10**	**0**

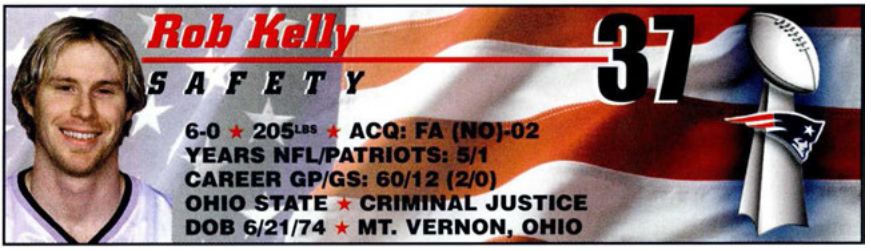

Career Transactions

Signed by the Patriots as a veteran free agent on March 19, 2002 … Originally the first of two second-round selections by the Saints (33rd overall) in the 1997 NFL Draft … Re-signed with the Saints as a restricted free agent (4/24/00) … Granted unconditional free agency (3/1/01).

Career Highlights

★**Career GP/GS: 60/12 (2/0)**

★Kelly has played in 60 career games, with 12 starts and has accumulated 90 career tackles.

★Kelly has excelled on special teams, totaling 34 tackles during his four-year playing career.

★Kelly has recorded four career interceptions, including a 79-yard return for a touchdown vs. Miami (11/29/98).

KELLY'S SPOTLIGHTS

★Rob occupies his free time by working on his web site www.robkelly.com.

★Rob has recorded four interceptions during his career, including a 79-yard return for a touchdown following a pick of Dan Marino (11/29/98).

Seasonal Reviews

2001 (0/0): Kelly was not on an NFL roster during the 2001 season.

2000 (12/0, 2/0 – New Orleans): Played in 12 games, primarily on special teams and finished second on the team with a career high 15 special teams tackles … Added five defensive tackles … Played in both Saints playoff games and recorded two tackles. **Chicago (10/8):** Participated in first action of the season on both defense and special teams and recorded one defensive tackle in Saints 31-10 victory. **Arizona (10/29):** Registered one solo tackle and one special teams tackle in 21-10 victory over the Cardinals. **San Francisco (11/5):** Recorded a season-high three tackles (two solo) and added two special teams tackles in 31-15 victory over the 49ers. **St. Louis (11/26):** Led all Saints special teamers with three tackles.

1999 (16/7 – New Orleans): Participated in all 16 games and started seven at free safety … Recorded a career-high 35 tackles (23 solo), one interception and four passes defensed … Added three special teams tackles and recovered a fumbled punt. **San Francisco (9/19):** Notched five tackles (4 solos) and batted down a pass. **Atlanta (10/10):** Amassed a season-high seven tackles (4 solos), along with a pass defensed. **Tennessee (10/17):** Collected five tackles as the Saints limited the Titans passing attack to just 113 yards. **Cleveland (10/31):** Collected three tackles on special teams and recovered a fumbled punt … Kelly recovered a fumble forced by the Saints on the Browns 15-yard line, which led to a Saints touchdown just four plays later. **Baltimore (12/19):** Posted his first interception of the season and returned it six yards.

1998 (16/3 – New Orleans): Played in all 16 games

and started three at free safety … Posted 31 tackles on the season (22 solos) … Established a career- high with two interceptions … Accumulated 104 interception return yards, including his first career touchdown on a 79-yard return against Dan Marino and the Dolphins (11/29) … Posted four passes defensed on the season … Tallied 10 special teams stops. **Indianapolis (9/27):** Recorded a career-high eight tackles (7 solos) and intercepted his first pass of the season … He snatched a Peyton Manning pass and returned it 25 yards, setting up a Saints field goal. **New England (10/4):** Started and equaled his career-high with eight tackles. **Miami (11/29):** Intercepted a Marino pass and returned it 79 yards for a touchdown … It was his second career interception and his first score.

1997 (16/2 – New Orleans): Participated in all 16 games and started the final two contests at free safety … Registered 19 tackles on the season (14 solos), with one interception for 15 yards, three passes defensed and a forced fumble … Tied for third on the team with nine special teams tackles. **Arizona (12/14):** Recorded a season-high eight tackles in his first NFL start … Also snared his first career interception which he returned 15 yards … Also recorded two passes defensed and a forced fumble. **Kansas City (12/21):** Started at free safety and amassed four tackles, as well as a pass defensed in season finale … Part of Saints defense which held the Chiefs to 176 total yards, including just 20 yards passing.

College

All-Big Ten Conference first-team pick by the media ... Started all year at free safety, with 66 tackles (37 solo), two sacks for minus 14 yards and four stops for 26 yards in losses ... Caused and recovered a pair of fumbles … Blocked two kicks and had three interceptions for 86 yards in returns ... Deflected three passes ... Collected 14 stops (9 solo) vs. Wisconsin ... Picked off a pass and recovered a fumble, returning the fumble 79 yards for a touchdown in a 42-14 victory over Purdue ... Registered 10 hits against Michigan in the season finale … Deflected a pair of passes and sacked Jake Plummer for an eight-yard loss in the Rose Bowl … Registered two interceptions for the North Squad in the Senior Bowl … Finished third on the team with 68 tackles (38 solo) during his junior season ... Played in 10 games in 1994 as a reserve strong safety and cornerback, blocking a punt vs. Alabama in the Citrus Bowl … Appeared in 10 games in 1993 as a nickel back and on special teams, after redshirting in 1992.

Personal

Robert James Kelly III was born on June 21, 1974 … Voted All-American selection by *Street & Smith* and *USA Today* at Newark Catholic (Ohio) High School ... Standout tailback, rushing for 1,663 yards and 29 touchdowns as a senior ... Rushed for 156 yards and four touchdowns in the state championship game that year ... Enjoys English Premier soccer and collecting records in his free time ... Majored in criminal justice at Ohio State.

ROB KELLY

Pos: S **Ht:** 6-0 **Wt:** 205 **Year:** 5th **Acq:** FA-02 (NO) **College:** Ohio State **Born:** 6/21/74

Regular Season			Tackles					Interceptions					Miscellaneous				Postseason				
Year	Team	G/S	TT	UT	A	S	Yds	No	Yds	Avg	Lg	TD	PD	FF	FR	Spt	G/S	TT	UT	A	Spt
1997	Saints	16/2	19	14	5	0	0	1	15	15.0	15	0	3	1	0	9	-/-	-	-	-	-
1998	Saints	16/3	31	22	9	0	0	2	104	52.0	79t	1	4	0	0	10	-/-	-	-	-	-
1999	Saints	16/7	35	23	12	0	0	1	6	6.0	6	0	4	0	1	3	-/-	-	-	-	-
2000	Saints	12/0	5	4	1	0	0	0	0	0.0	-	0	0	0	0	15	2/0	0	0	0	2
2001			Out of Football																		
Totals-4 years		**60/12**	**90**	**63**	**27**	**0**	**0**	**4**	**125**	**31.3**	**79t**	**1**	**11**	**1**	**1**	**37**	**2/0**	**0**	**0**	**0**	**2**

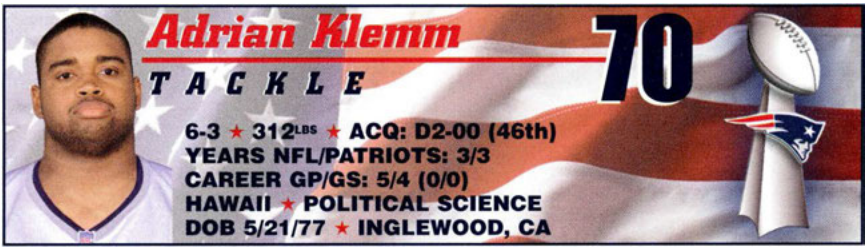

Career Transactions

Adrian Klemm was drafted by the New England Patriots in the second round (46th overall) of the 2000 NFL draft ... Placed on non-football injury list (8/27/00) ... Activated from the physically unable to perform list (11/1/00) ... Placed on injured reserve (11/2/01).

Career Highlights

★**Career GP/GS: 5/4 (0/0)**

★Klemm started in four games during his rookie season in 2000 and showed his versatility by starting at both guard and tackle, while also being used as a third tight end in short yardage situations.

★While Klemm was in the starting line-up during the final four games of the 2000 season, the Patriots recorded their top rushing performance (189 yards, at Buffalo 12/17), passing performance (311, vs. Miami, 12/24), passing first downs (15, vs. Kansas City, 12/4) and tied their total first down mark (24, vs. Kansas City, 12/4).

★Klemm was part of an offensive line that allowed only two sacks during the final two weeks of the 2000 season (61 attempts).

Seasonal Reviews

2001 (0/0): Listed among inactive for five of the first six weeks of the season … Active, but did not play in two contests, vs. San Diego (10/14) and at Indianapolis (10/21) … Placed on injured reserve with an injured leg (11/2/01).

2000 (5/4): Started in four of five games during his rookie season ... Started at both guard and tackle, while also being used as a third tight end in short yardage situations ... Spent the first eight weeks of the season on the physically unable to perform list. **Cleveland (11/12):** Made his NFL debut at tackle and as a third tight end. **Kansas City (12/4):** Started his first NFL game at right tackle and helped power the Patriots to 368 total yards, their second highest output during the season ... New England also tied a season-high in first downs (24) and set a season-high in passing first downs (15). **Buffalo (12/17):** Blocked for rushing attack which amassed a season-high 189 rushing yards in 13-10 overtime win ... Part of offensive line that surrendered only one sack. **Miami (12/24):** Provided ample time Patriots passing attack to set a season-high with 311 yards passing ... Bledsoe was only sacked once in 35 pass attempts against Miami.

KLEMM'S SPOTLIGHTS

★San Diego defensive tackle Marcellus Wiley was a teammate of Adrian's at St. Monica High in Los Angeles.

★During his senior year at Hawaii, Adrian played a part in the resurgence of their football program, improving from 0-12 in 1998 to 9-4 and a bowl victory in 1999.

★Adrian participated in YMCA after-school mentoring program in North Attleboro.

College

Klemm was a four-year starter at Hawaii (1996-99) ... During his senior year, he played a part in the resurgence of the Hawaii football program, improving from 0-12 in 1998 to 9-4 and a bowl victory in 1999 ... Versatile player while with the Rainbow Warriors, earning multiple starts at three different positions, right tackle, left tackle and tight end. 1999 (Senior): Helped lead Hawaii to a 9-4 record and a victory in the Jeep Oahu Bowl ... It was the Rainbow Warriors first winning season and bowl game since 1992 (11-2, Holiday Bowl) ... All-Western Athletic Conference first-team selection ... Started all year at left tackle, helping an offense that led the WAC and ranked third in the nation in passing, averaging 328.7 yards per game ... Hawaii averaged 417.8 total yards during the season ... Allowed only 4.5 sacks while collecting 75 knockdown blocks and grading 84.9% for blocking consistency. 1998 (Junior): Played in all 12 games and started in eight for Hawaii ... Six of his starts were at tackle and two were at tight end ... Klemm entered the season as the team's starting tight end for two games and was moved back to tackle and started in six games. 1997 (Sophomore): Started all 12 games at left tackle, helping the team gain 3,554 yards in total offense. 1996 (Freshman): Appeared in every game, earning four starting assignments as a red-shirt freshman ... Started at right tackle vs. Nevada-Las Vegas, Air Force, San Jose State and Brigham Young. 1995 (Redshirt): Red-shirted as a freshman.

Personal

Adrian William Klemm was born the son of Lorraine and Leo Klemm on May 21, 1977 in Inglewood, Calif. ... Two-time all-league and Blue Chip Illustrated all-region selection at St. Monica Catholic High in Los Angeles ... Named Santa Monica City Black Athlete of the Year as a senior ... Lettered three times in both football and basketball ... Member of the Black Culture Society ... Majored in political science at Hawaii.

Career Transactions

Tommy Knight was signed by the Patriots as a free agent on April 4, 2002 … Originally drafted in the first round (ninth overall) of the 1997 NFL draft by the Arizona Cardinals.

Career Highlights

★**Career GP/GS: 63/53 (2/0)**

★Knight has played in 63 career games with 53 starts and has recorded 263 tackles (176 solos), including two quarterback sacks. He has also totaled three interceptions and 47 pass deflections.

★Knight recorded single-season career-highs with 77 tackles (47 solos) and two interceptions during the 1999 season.

★As a rookie, Knight started 15 games and recorded 51 tackles. He also finished second on the team with 13 passes defensed.

KNIGHT'S SPOTLIGHTS

★Tommy has practiced tae-kwon-do in effort to improve his flexibility during his career.

★Knight recorded single-season career-highs with 77 tackles (47 solos) and two interceptions during the 1999 season.

Seasonal Reviews

2001 (8/8 – Arizona): Started all eight games he played in and posted 32 tackles (25 solos) … Intercepted one pass and returned it 43 yards, while also recording five passes defensed. **Denver (9/23):** Opened at cornerback and collected four tackles (2 solos) and deflected one pass. **Philadelphia (10/7):** Posted four combined tackles and batted away a pass in the end zone in 21-20 win over the Eagles. **Kansas City (10/21):** Collected three tackles and batted away two passes in 24-16 victory over the Chiefs. **Detroit (11/18):** Amassed five solo tackles and a pass deflection in 45-38 triumph over the Lions. **San Diego (11/25):** Added five stops in 20-17 win over the Chargers. **Oakland (12/2):** Collected a season-high nine tackles and an interception at the goal line to quell a Raider scoring threat ... Returned the interception 43 yards to near midfield and the Cardinals converted the turnover into a field goal and 23-14 lead and later triumphed in overtime, 34-31.

2000 (16/15 – Arizona): Started 15 of 16 games at cornerback and amassed 70 tackles (46 solos), including one quarterback sack … Ranked third with eight pass deflections. **N.Y. Giants (9/3):** Equaled his career-high with 10 tackles (6 solos) in season opener. **Green Bay (9/24):** Equaled his career-high with four passes defensed and added six tackles (4 solos) against the Packers. **Cleveland (10/8):** Amassed five tackles (4 solos) in 29-21 win over the Browns … Part of Cardinal defense that limited the Browns to only 240 total yards, including 138 yards passing. **Philadelphia (11/19):** Started and notched eight tackles against the Eagles. **Baltimore (12/17):** Amassed eight tackles (7 solos), including his first sack of the season when he dropped Raven passer Trent Dilfer on a corner blitz … Part of Cardinal defense which held the Ravens to just 214 total yards, including 70 yards passing.

1999 (16/11 – Arizona): Started 11 of 16 contests for the Cardinals and totaled 77 tackles (47 solos) and one forced fumble … Recorded the first two interceptions of his career and finished second among Cardinal defenders with 13 passes defensed … Returned three punts for 38 yards (12.7 avg.), including a 27 yard return. **Philadelphia (9/12):**

Opened season with two solo tackles in nickel defensive-back role in season-opening 25-24 win. **San Francisco (9/27):** Returned two punts for 35 yards, including a 27 yard gallop against the 49ers. **N.Y. Giants (10/10):** Collected eight tackles, including key stop of the Giants Amani Toomer with just over two minutes left on fourth down that left the Giants short of a first down in the Cardinals 14-3 win … Added two deflected passes. **Washington (10/17):** Posted nine tackles (six solos) and batted away a pass. **New England (10/31):** Provided six tackles and a forced fumble against the Patriots. **Detroit (11/14):** Recorded four tackles and a deflection in 23-19 win over the Lions. **Dallas (11/21):** Totaled nine tackles and three deflected passes in 13-9 victory over the Cowboys. **N.Y. Giants (11/28):** Led the Cardinals secondary with seven tackles and deflected a pass linebacker Rob Fredrickson snapped out of the air for an interception in 34-24 victory. **Washington (12/12):** Recorded his first career interception with an end zone pickoff of Redskin passer Brad Johnson with 7:09 left in game ... Also totaled seven tackles. **Buffalo (12/19):** Recorded a career-high 10 tackles (8 solos) and recorded his second interception in as many weeks with acrobatic fourth-quarter grab of Bills' passer Doug Flutie. **Green Bay (1/2/00):** Accumulated three tackles and matched season-best three pass deflections in season finale.

1998 (8/5, 2/0 – Arizona): Played in eight games with five starts and concluded campaign with 33 tackles, one sack and one forced fumble … Ranked third on Cardinal defense with eight passes defensed … Played in both postseason games and recorded four tackles. **Seattle (9/13):** Recorded eight tackles (6 solos), including a sack of Warren Moon on a corner blitz … Knight forced Moon to fumble on the play, but the ball was recovered by the Seahawks … Also deflected two passes. **Philadelphia (9/20):** Led secondary and ranked second on the Cardinals defense with nine tackles (7 solos) and batted down one pass in 17-3 win over the Eagles. **St. Louis (9/27):** Notched two tackles and knocked down one pass as the Cardinals limited the Rams to 171 yards passing in 20-17 victory. **Washington (11/8):** Swatted a career-high four passes and added a pair of stops in 29-27 win over the Redskins. **Dallas (11/15):** Posted five solo tackles. **New Orleans (12/20):** Provided two solo tackles and one assist in 19-17 win over the Saints. **Dallas (1/2/99):** Recorded three tackles, as well as three pass deflections in the Cardinals 20-7 victory over the Cowboys in the Wild Card … The win was the first postseason victory in 51 years for the Cardinals … The Cardinals defense limited the Cowboys to 260 total yards, including only 164 yards passing.

1997 (15/14 – Arizona): Played in 15 games and started 14 as a rookie … Totaled 51 tackles (33 solo) and seven special teams tackles … Finished second on the team with 13 deflected passes. **Cincinnati (8/31):** Posted seven tackles and batted down one pass in first NFL start. **Dallas (9/7):** Managed five tackles and batted away one pass in 25-22 overtime win against Cowboys … Arizona limited Dallas wide receivers to just 10 pass receptions (Stepfret Williams-5, Irvin-4, Billy Davis-1). **Tampa Bay (9/28):** Registered three tackles and deflected a season-high three passes as the Cardinals defense limited the Buccaneers to only 125 yards passing. **N.Y. Giants (10/12):** Tied a season-high with seven tackles. **Philadelphia (11/2):** Recorded three tackles in 31-21 victory over the Eagles. **Baltimore (11/23):** Collected two solo stops and knocked away a pass in 16-13 win over the Ravens. **Pittsburgh (11/30):** Registered six tackles (4 solos) and a pass defensed.

SINGLE-GAME CAREER HIGHS

Tackles:	10	at N.Y. Giants (9/3/00)
		vs. Buffalo (12/19/99)
Solo Tackles:	8	vs. Buffalo (12/19/99)
		at Oakland (12/2/01)
Passes Defensed:	4	vs. Green Bay (9/24/00)
		vs. Washington (11/8/98)

College

Played in 42 games for Iowa and collected 101 solo tackles, 31 assists, and 20 deflected passes ... Recorded 10 interceptions and established two Iowa school records with 237 interception return yards and three touchdowns ... Returned from major knee surgery in 1995 to become one of the finest cornerbacks in the college ranks in 1996 ... As a freshman in 1992, received baptism under fire when he was asked to cover future NFL wide receivers Kevin Williams and Horace Copeland of Miami (Fla.) in first college game.

Personal

Tommy Knight was born Dec. 29, 1974 in Marlton, New Jersey … All-New Jersey selection at Cherokee High School in Marlton, N.J. as a cornerback and wide receiver ... Recorded 50 tackles with five interceptions ... Caught 25 passes for 300 yards, rushed 37 times for 400 yards, and scored 16 touchdowns ... Added two more touchdowns on kickoff returns as a prep senior ... Lettered in basketball and track ... Position coach at Iowa was former NFL quarterback and Iowa alum Chuck Long ... Tommy and his wife, Tracey have one daughter Taylor Amare … Majored in history at Iowa.

TOMMY KNIGHT

Pos: CB **Ht:** 6-0 **Wt:** 202 **Year:** 6th **Acq:** UFA (ARI)-02 **College:** Iowa **Born:** 12/29/74

Regular Season			Tackles					Interceptions					Misc.				Punt Returns					
Year	Team	G/S	TT	UT	A	S	Yds	No	Yds	Avg	Lg	TD	PD	FF	FR	SpT	No	FC	Yds	Avg	Lg	TD
1997	Cardinals	15/14	51	33	18	0	0	0	0	0.0	-	0	13	0	0	7	0	0	0	0.0	-	0
1998	Cardinals	8/5	33	25	8	1	9	0	0	0.0	-	0	8	1	0	0	0	0	0	0.0	-	0
1999	Cardinals	16/11	77	47	30	0	0	2	16	8.0	16	0	13	1	0	1	3	1	38	12.7	27	0
2000	Cardinals	16/15	70	46	24	1	7	0	0	0.0	-	0	8	0	0	0	0	0	0	0.0	-	0
2001	Cardinals	8/8	32	25	7	0	0	1	43	43.0	43	0	5	0	0	0	0	0	0	0.0	-	0
5-Year Totals		**63/53**	**263**	**176**	**87**	**2**	**16**	**3**	**59**	**19.7**	**43**	**0**	**47**	**2**	**0**	**8**	**3**	**1**	**38**	**12.7**	**27**	**0**

Postseason			Tackles					Interceptions					Misc.				Punt Returns					
1998	Cardinals	2/0	4	1	3	0	0	0	0	0	-	0	3	0	0	0	0	0	0	0.0	-	0

KNIGHT'S CAREER GAME-BY-GAME

1997	Opponent	P/S	TT	UT	A	S	Yds	I	Yds	PD	FF	FR	W/L	Score
08/31	at Cincinatti	S	7	5	2	-	-	-	-	1	-	-	L	21-24
09/07	Dallas	S	5	3	2	-	-	-	-	1	-	-	W ot	25-22
09/14	at Washington	S	3	2	1	-	-	-	-	2	-	-	L ot	13-19
09/28	at Tampa Bay	S	3	2	1	-	-	-	-	3	-	-	L	18-19
10/05	Minnesota	S	0	0	0	-	-	-	-	-	-	-	L	19-20
10/12	N.Y. Giants	p	0	0	0	-	-	-	-	-	-	-	L	13-27
10/19	at Philadelphia	S	2	1	1	-	-	-	-	1	-	-	L ot	10-13
10/26	Tennessee	S	2	1	1	-	-	-	-	1	-	-	L	14-41
11/02	at Philadelphia	S	4	3	1	-	-	-	-	1	-	-	W	31-21
11/09	at Dallas	S	5	2	3	-	-	-	-	1	-	-	L	6-24
11/16	at N.Y. Giants	S	7	3	4	-	-	-	-	-	-	-	L	10-19
11/23	at Baltimore	S	2	2	-	-	-	-	-	1	-	-	W	16-13
11/30	Pittsburgh	S	6	4	2	-	-	-	-	1	-	-	L ot	20-26
12/07	Washington	S	2	2	-	-	-	-	-	-	-	-	L	28-38
12/14	at New Orleans	S	3	3	-	-	-	-	-	-	-	-	L	10-27
12/21	Atlanta							Inactive					W	29-26
1997 Totals		**15/14**	**51**	**33**	**18**	**0**	**0**	**0**	**0**	**13**	**0**	**0**		**4-12**

1998	Opponent	P/S	TT	UT	A	S	Yds	I	Yds	PD	FF	FR	W/L	Score
09/06	at Dallas	S	3	3	0	-	-	-	-	-	-	-	L	10-38
09/13	at Seattle	S	8	6	2	1	9	-	-	2	1	-	L	14-33
09/20	Philadelphia	S	9	7	2	-	-	-	-	1	-	-	W	17-3
09/27	at St. Louis	S	2	1	1	-	-	-	-	1	-	-	W	20-17
10/04	Oakland							Inactive					L	20-23
10/11	Chicago							Inactive					W	20-7
10/18	at N.Y. Giants							Inactive					L	7-34
11/01	at Detroit							Inactive					W	17-15
11/08	Washington	p	2	0	2	-	-	-	-	4	-	-	W	29-27
11/15	Dallas	S	5	5	0	-	-	-	-	-	-	-	L	28-35
11/22	at Washington	p	1	1	0	-	-	-	-	-	-	-	W	45-42
11/29	at Kansas City							Inactive					L	24-34
12/06	N.Y. Giants							Inactive					L	19-23
12/13	at Philadelphia							Inactive					W ot	20-17
12/20	New Orleans	p	3	2	1	-	-	-	-	-	-	-	W	19-17
12/27	San Diego							DNP					W	16-13
1998 Totals		**8/5**	**33**	**25**	**8**	**1**	**9**	**-**	**-**	**8**	**1**	**-**	**9-7**	
1/2	at Dallas	p	3	2	1	-	-	-	-	3	-	-	W	20-7
1/10	at Minnesota	p	1	0	1	-	-	-	-	-	-	-	L	21-41
Postseason Totals		**2/0**	**4**	**2**	**1**	**-**	**-**	**-**	**-**	**3**	**-**	**-**		**1-1**

1999	Opponent	P/S	TT	UT	A	S	Yds	I	Yds	PD	FF	FR	W/L	Score
09/12	at Philadelphia	p	2	2	0	-	-	-	-	-	-	-	W	25-24
09/19	at Miami	p	1	1	0	-	-	-	-	-	-	-	L	16-19
09/27	San Francisco	p	0	0	0	-	-	-	-	-	-	-	L	10-24
10/03	at Dallas	p	4	3	1	-	-	-	-	-	-	-	L	7-35
10/10	N.Y. Giants	S	8	4	4	-	-	-	-	2	-	-	W	14-3
10/17	Washington	p	9	6	3	-	-	-	-	1	-	-	L	10-24
10/31	New England	S	6	2	4	-	-	-	-	-	1	-	L	3-27
11/07	at N.Y. Jets	S	5	3	2	-	-	-	-	1	-	-	L	7-12
11/14	Detroit	S	4	4	0	-	-	-	-	1	-	-	W	23-19
11/21	Dallas	S	9	5	4	-	-	-	-	3	-	-	W	13-9
11/28	at N.Y. Giants	S	7	3	4	-	-	-	-	1	-	-	W	34-24
12/05	Philadelphia	S	2	2	0	-	-	-	-	-	-	-	W	21-17
12/12	at Washington	S	7	2	5	-	-	1	-	-	-	-	L	3-28
12/19	Buffalo	S	10	8	2	-	-	1	-	-	-	-	L	21-31
12/26	at Atlanta	S	0	0	0	-	-	-	-	1	-	-	L	14-37
1/2/00	at Green Bay	S	3	1	2	-	-	-	-	3	-	-	L	24-49
1999 Totals		**16/11**	**77**	**47**	**30**	**-**	**-**	**2**	**-**	**13**	**1**	**-**		**6-10**

2000	Opponent	P/S	TT	UT	A	S	Yds	I	Yds	PD	FF	FR	W/L	Score
9/03	at N.Y. Giants	S	10	6	4	-	-	-	-	-	-	-	L	16-21
09/10	Dallas	S	3	3	0	-	-	-	-	-	-	-	W	32-31
09/24	Green Bay	S	6	4	2	-	-	-	-	4	-	-	L	3-29
10/01	at San Fran	S	4	3	1	-	-	-	-	1	-	-	L	20-27
10/08	Cleveland	S	5	4	1	-	-	-	-	-	-	-	W	29-21
10/15	Philadelphia	S	6	4	2	-	-	-	-	1	-	-	L	14-33
10/22	at Dallas	S	4	3	1	-	-	-	-	-	-	-	L	7-48
10/29	New Orleans	S	4	4	0	-	-	-	-	-	-	-	L	10-21
11/05	Washington	S	0	0	0	-	-	-	-	-	-	-	W	16-15
11/12	at Minnesota	P	0	0	0	-	-	-	-	-	-	-	L	14-31
11/19	at Philadelphia	S	8	5	3	-	-	-	-	-	-	-	L	19-34
11/26	N.Y. Giants	S	1	1	0	-	-	-	-	-	-	-	L	7-31
12/03	at Cincinnati	S	6	3	3	-	-	-	-	-	-	-	L	13-24
12/10	at Jacksonville	S	5	3	2	-	-	-	-	1	-	-	L	10-44
12/17	Baltimore	S	8	5	3	1	7	-	-	1	-	-	L	7-13
12/24	at Washington	S	0	0	0	-	-	-	-	-	-	-	L	3-20
2000 Totals		**16/15**	**70**	**46**	**24**	**1**	**7**	**0**	**0**	**8**	**0**	**0**		**3-13**

2001	Opponent	P/S	TT	UT	A	S	Yds	I	Yds	PD	FF	FR	W/L	Score
09/23	Denver	S	4	2	2	-	-	-	-	1	-	-	L	17-38
09/30	Atlanta							Inactive					L	14-34
10/07	at Philadelphia	S	4	3	1	-	-	-	-	1	-	-	W	21-20
10/14	at Chicago	S	2	1	1	-	-	-	-	-	-	-	L	13-40
10,21	Kansas City	S	3	2	1	-	-	-	-	2	-	-	W	24-16
10/28	at Dallas							Inactive					L	3-17
11/4	Philadelphia							Inactive					L	7-21
11/11	N.Y. Giants							Inactive					L	10-17
11/18	Detroit	S	5	0	5	-	-	-	-	1	-	-	W	45-38
11/25	at San Diego	S	5	4	1	-	-	-	-	-	-	-	W	20-17
12/2	at Oakland	S	9	8	1	-	-	1	43	-	-	-	W	34-31
12/9	Washington	S	0	0	0	-	-	-	-	-	-	-	L	10-20
12/15	at N.Y. Giants							Inactive					L	13-17
12/23	Dallas							Inactive					W	17-10
12/30	at Carolina							Inactive					W	30-7
01/06	at Washington							Injured Reserve					L	17-20
2001 Totals		**8/8**	**32**	**20**	**12**	**0**	**0**	**1**	**43**	**5**	**0**	**0**		**7-9**

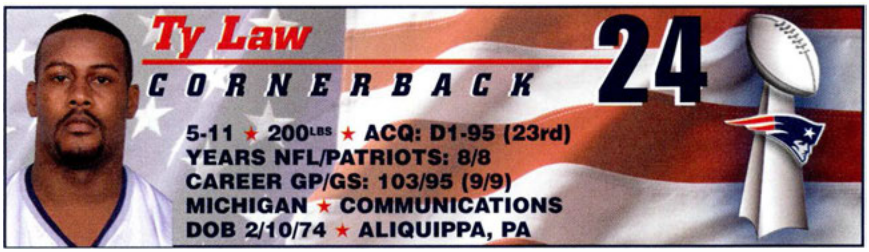

PRO BOWLS 98 01

Career Transactions

Ty Law was drafted by the Patriots in the first round (23rd overall) of the 1995 NFL draft ... Signed by the Patriots on July 20, 1995 ... Signed a seven-year contract extension on (8/20/99) ... Placed on injured reserve on (12/29/99) with a broken hand … Placed on reserved/suspended list (12/20/00).

Career Highlights

★**Career GP/GS: 103/95 (9/9)**

★Law enters the 2002 season ranked seventh on the Patriots all-time interception list with 25 career picks.

★Law has played in 103 games during his eight-year career with the Patriots and is one of only three current players who have eclipsed the 100-game mark with New England (Troy Brown, 124 and Willie McGinest, 109).

★Law earned his second trip to the Pro Bowl following the 2001 season.

★Law intercepted three passes during the 2001 season and returned two for scores (23 yards vs. Indianapolis, 9/30 and 46 yards at Carolina, 1/6/02). He is just one of six players in franchise history to return two interceptions for scores in one season.

★Law leads all Patriot defenders with five career interception returns for scores. Numerous defenders are tied for second with two.

★Law led the Patriots with 27 tackles during the 2001 postseason, including a postseason career-high 12 vs. Oakland (1/19/02).

★Law recorded a 47-yard interception return for a touchdown in Super Bowl XXXVI, the sixth in Super Bowl history. It was the longest interception return in Patriots postseason history.

★Law finished the 2000 season ranked second among defensive backs and sixth on the Patriots defense with 74 tackles.

★Intercepted a Damon Huard pass (10/17/99) and returned it 27 yards for a touchdown. It was his third of five interception returns for touchdowns in the regular season during his career.

★Law enjoyed a breakthrough season in 1998, earning a start in his first Pro Bowl after leading the league in interceptions with nine. It was the first time a Patriot had ever led the league in interceptions.

★At the 1999 Pro Bowl, Law intercepted a pass and returned it 67 yards for a touchdown and became the first defensive back to be voted co-MVP of the game in nine years.

★Returned a Peyton Manning interception 59 yards for a touchdown (9/13/98). It was his second career interception returned for touchdown.

★Set a career-high with 77 tackles (69 solos) in 1997.

★Returned an interception 38 yards for a touchdown against the Jets (12/8/96). It was his first career touchdown and earned him his first Miller Lite Player of the Game honors.

★Repeated as Miller Lite Player of the Game the following week at Dallas (12/15/96) when he posted seven solo hits and intercepted a pair of Troy Aikman passes in a 12-6 loss. He prevented two touchdowns in that game, by deflecting a pass out of the arms of Michael Irvin in the end zone and intercepting a pass in the end zone.

★Recorded a career-high 12 tackles, including 10 solos and batted down two passes at Indianapolis (10/20/96).

★Made his NFL starting debut as a nickel back to defend against Atlanta's "Red Gun" offense (10/1/95) and was credited with four defensive stops.

LAW'S SPOTLIGHTS

★**Ty donated $75,000 to the Minority Faculty Development program at Brigham and Women's Hospital in June of 2001. His donation was used to support the work of Dr. Michelle Asha Albert, a physician on BWH's Division of Cardiovascular Medicine.**

★**Ty's childhood idol was his cousin, former University of Pittsburgh and Dallas Cowboy star Tony Dorsett. He grew up as teammates with Anthony Dorsett (Oakland Raiders).**

Seasonal Reviews

2001 (16/16, 3/3): Started all 16 regular season games and all three postseason games at left cornerback … Intercepted three passes for 91 yards and returned two for scores (23 yards vs. Indianapolis, 9/30 and 46 yards at Carolina, 1/6/02) … One of only six players in team history with two interception returns for touchdowns in a season … Ranked fourth among Patriot defenders with 70 tackles (60 solos), including one sack … Led all Patriot defenders with 27 tackles (24 solos) during the postseason … Set a postseason career-high with 12 tackles (10 solos) vs. Oakland (1/19) … Recorded a 47-yard interception return for a touchdown in Super Bowl XXXVI, the sixth in Super Bowl history. **N.Y. Jets (9/23):** Led team with 10 tackles (7 solos) and was part of a defense that held the Jets to only 238 total yards, the lowest total yielded by the Patriots during the season. **Indianapolis (9/30):** Intercepted a Peyton Manning pass and returned it 23 yards for a touchdown … It was his fourth career interception return for a touchdown … Delivered one of many key blocks on Otis Smith's 78 yard interception return for a touchdown. **Miami (10/7):** Collected two tackles, including a tackle of Lamar Smith for a 1-yard loss … Part of secondary that held the Dolphins to only 87 yards passing, the lowest total they yielded all season. **Atlanta (11/4):** Credited with three tackles and was part of a Patriots defense that held the Falcons to only 104 yards passing in the Patriots 24-10 victory. **Buffalo (11/11):** Notched four tackles, including his first sack of the season and the third of his career when he brought down Rob Johnson for a seven-yard loss … Intercepted his second pass of the season when he grabbed an Alex Van Pelt pass and returned it 22 yards … Part of a defense which limited the Bills to 241 total yards of defense, including 173 yards passing in the Patriots 21-11 victory. **New York (12/2):** Accumulated five tackles and was part of a Patriots secondary that held the Jets to just 20 yards passing in the second half in the Patriots 17-16 come-from-behind victory. **Carolina (1/6):** Recorded his second interception for a touchdown in 2001 and the fifth of his career when he snared a Chris Weinke pass and returned it 46-yards for a touchdown … His interception was the 25th over his career, moving him into sole possession of seventh place in Patriots history … Added four tackles, including a stop of Richard Huntley for a one-yard loss in the Patriots 38-6 victory. **Oakland (1/19):** Amassed a postseason career-high 12 tackles as the Patriots limited the Raiders to 230 total yards in their 16-13 overtime victory … Teamed with Tedy Bruschi to bring down Zack Crockett for no gain on third-and-one in the fourth quarter forcing a Raiders punt. **Pittsburgh (1/27):** Tied Otis Smith for a team-high seven tackles in the Patriots 24-17 victory … Tackled Hines Ward for a two-yard loss in the second quarter. **St. Louis (2/3):** Intercepted a Kurt Warner pass intended for Isaac Bruce and returned it 47 yards for a touchdown … It was Law's first postseason interception, as well as his first touchdown … Law's interception return for a touchdown was just the sixth in Super Bowl history … His 47 yard return was the longest in Patriots postseason history (40 yards, Todd Collins vs. Miami 12/28/97) … Tied for a game-high with eight tackles (7 solos).



2000 (15/15): Started 15 games at cornerback ... Ranked second among defensive backs and sixth on the Patriots defense with 74 tackles (58 solos) ... Snared two interceptions for 32 yards and recorded 11 passes defensed ... Placed on reserved/suspended list on Dec. 20. **N.Y. Jets (9/11):** Tied Tedy Bruschi and Otis Smith for team leading five tackles (3 solos) … Defended pass intended for Dedric Ward on drive resulting in three-and-out. **Minnesota (9/17):** Credited with season-high nine tackles (8 solos) and one pass defensed ... Helped limit the Vikings to 161 yards passing, their second-lowest total of the season. **Miami (9/24):** Intercepted his first pass of the season, returning it 32 yards. **Indianapolis (10/8):** Recorded his second interception of season, when he caught Peyton Manning's pass tipped by Ted Johnson ... The interception was the first of three by the Patriots defense in the fourth quarter, thwarting the Colts comeback bid. **N.Y. Jets (10/15):** Tied a season-high with nine tackles (8 solos). **Detroit (11/23):** Led team with seven tackles (five solos) … Defended pass to Herman Moore in end zone. **Kansas City (12/4):** Recorded season-high four passes defensed in 30-24 win on Monday Night Football. **Buffalo (12/17):** Limited Pro Bowler Eric Moulds to two catches for 26 yards in the Patriots 13-10 overtime victory.

1999 (13/13): Voted 1999 defensive co-captain by his teammates prior to the start of the season ... Captained a defensive unit

SINGLE-SEASON INTERCEPTION LEADERS

Rk Player	Year	No	Yds	Avg	TD
1. Ron Hall	1964	11	148	13.5	0
2. Ty Law	**1998**	**9**	**133**	**14.8**	**1**
3. Bob Suci	1963	8	277	34.6	2
4. Mike Haynes	1976	8	90	11.2	0
5. Ronnie Lippett	1986	8	76	9.5	0

that finished eighth overall, seventh against the pass ... It was the highest rated finish by a Patriots defensive unit since 1988 ... Started the first 13 games of the season at left cornerback ... Broke a bone in his right hand vs. Dallas (12/5), yet started the following week at Indianapolis (12/12) ... Finished the season ranked eighth overall with 64 total tackles and two interceptions ... Led the team with 19 passes defensed ... Forced two fumbles and recovered another ... Placed on injured reserve on Dec. 29. **N.Y. Jets (9/12):** Matched up against Keyshawn Johnson in the season opener and was credited with five tackles and three passes defensed. **Indianapolis (9/19):** Made six tackles and added a pair of passes defensed ... Forced a Marcus Pollard fumble in the fourth quarter, which he recovered at the Patriots 42 yard line ... The turnover led to a Patriots touchdown, aiding in the comeback effort by the Patriots, who scored 24 unanswered points to claim a 31-28 victory over the Colts. **Miami (10/17):** Intercepted his first pass of the season, the 19th of his career, and returned it for a touchdown ... It was the third interception returned for touchdown of his career, which is a new franchise record ... Finished the game with 10 tackles, his high for the season, which included an assist on a sack ... Also had a season-high four passes defensed. **Arizona (10/31):** Named defensive co-captain for the game ... Led the team with seven solo tackles ... Intercepted a pass, tipped by Ferric Collons at the line of scrimmage ... It was his second interception of the season, the 20th of his career ... Limited the Cardinals to a defensive best 90 net yards passing and just 166 total net yards in a 27-3 pounding of the Cardinals. **Miami (11/21):** Forced a Rob Konrad fumble late in the second quarter to end a Dolphin scoring threat ... It was his second forced fumble of the season. **Dallas (12/5):** Broke a bone in his hand late in the fourth quarter in a 13-6 victory over the Cowboys ... It was the first victory in the series in Patriots franchise history ... Still had six tackles in the game. **Indianapolis (12/12):** Started despite the fractured bone in his hand, opting to play with a soft cast providing the protection ... Played the entire game and was credited with five solo tackles ... Had surgery to set pins in his hand and was listed among the Patriots inactives the next two games before being placed on injured reserve for the season.

1998 (16/16, 1/1): Law had a breakthrough season and was arguably the best cornerback in the league in 1998 ... One of just seven players to start every game for the Patriots in 1998, drawing the assignment of covering the opponent's best receiver on most plays ... He led the league with nine interceptions and was voted to his first Pro Bowl as an AFC starter ... Became the first Patriot to ever lead the league in interceptions and was the first Patriots cornerback voted to the Pro Bowl since Raymond Clayborn in 1986 ... At the Pro Bowl, he intercepted a pass and returned it for a touchdown and was voted co-MVP of the game ... It was the first time a defensive back had won the award in nine years ... Earned Associated Press first-team All-Pro honors, along with Deion Sanders ... Named to *Sports Illustrated's*, *USA Today's*, *The Sporting News'*, *Football Digest's* and *College and Pro Football Weekly's* All-Pro Teams and was selected to the All-NFL Team by *Pro Football Weekly* ... *Football News* named him to their All-AFC team along with teammate Lawyer Milloy ... He was named the NFL Alumni Defensive Back of the Year, as voted on by NFL alumni who played that position ... His nine interceptions ranked second among the Patriots all-time single-season interception leaders (Ron Hall, 11, 1964) and gave him 18 for his career, moving Law into the Patriots top 10 among all-time interception leaders ... The only player in the 1990s to record more interceptions than Law was Chicago's Mark Carrier, who had 10 interceptions in 1990 ... In addition to his nine picks, Law was also credited with a team-high 33 passes defensed ... His 33 passes defensed were three times his previous high of 11 (1997) and three more than his career total (30) entering the 1998 season ... In the home opener vs. Indianapolis (9/13), Law caught just as many Peyton Manning passes as Colts receiver Marvin Harrison - two ... Law finished the game with five tackles and two interceptions, one that he returned 59 yards for a touchdown ... He was selected the Patriots Miller Lite Player of the Game ... It was just the second interception returned for a touchdown in his four-year career ... The following week, he made seven tackles and stopped an Oilers scoring threat when he intercepted a pass in the end zone, his third interception of the season, and returned it 18 yards, securing a 27-16 victory over Tennessee (9/20) ... Limited Yancey Thigpen to just three receptions for 21 yards in the game ... Intercepted his fourth pass in three games when he picked off a Danny Wuerffel attempt at New Orleans (10/4) ... His four interceptions for the season marked a new personal best, in just the fourth week of the season ... Registered eight solo tackles and added a Dan Marino ball to his collection, which led to a Patriots field goal at Miami (10/25) ... Picked off another pair of passes, which were converted into a field goal and a touchdown, and was credited with six passes defensed in a loss to Atlanta (11/8) to earn his second Patriots Miller Lite Player of the Game honors of the season ... Recorded a team-high and a personal season-high

nine tackles and grabbed his eighth interception of the season in a 23-9 victory over his hometown Pittsburgh Steelers ...He recovered a Jerry Rice fumble and intercepted a Steve Young pass, his ninth and final interception of the season, which he returned 30 yards to help the Patriots pull off a late-season 24-21 upset victory over the 49ers (12/20) ... Earned his third Patriots Miller Lite Player of the Game honors in the season finale at New York (12/27) when he recorded five tackles and four passes defensed vs. the Jets.

1997 (16/16, 2/2): Law started every game at left cornerback for the Patriots, including both playoff games, and totaled 77 tackles (69 solos) - seventh on the team ... His 77 tackles and 69 solo stops represented career-highs for the third-year corner ... Intercepted three passes, which he returned for 70 yards, knocked down 11 passes and recovered one fumble ... Led the team with nine tackles, including eight solo stops, at Indianapolis (9/7) ... Recovered his first career fumble vs. the Jets (9/14) and was credited with four solo stops ... Made seven tackles and intercepted his first pass of the season vs. Chicago (9/21) - the seventh of his career ... He returned the interception 30 yards ... Batted down three passes and totaled three tackles at Denver (10/6) ... Intercepted his second pass of the season vs. Buffalo (10/12) and returned it 40 yards - a career-long ... Posted five tackles in each of the next three games, including five solo stops after being named the defensive captain vs. Green Bay (10/27) ... Shared in a sack with Todd Collins at Minnesota (11/2), his only sack of the year ... Intercepted his third and final pass of the season at Buffalo (11/9), ninth of his career ... Made seven solo tackles vs. Indianapolis (11/30), followed with nine solo stops at Jacksonville (12/7) and eight tackles vs. Pittsburgh (12/13) ... Added six tackles during the postseason, including four solo stops and a pass defensed at Pittsburgh (1/3/98).

1996 (13/12, 3/3): Started the first nine games of the season at left cornerback ... Missed three games; at N.Y. Jets (11/10), vs. Denver (11/17) and vs. Indianapolis (11/24) due to a knee sprain ... Returned to the starting lineup at left corner for the final six games, including the three playoff games ... Compiled a career-high and ranked seventh on the team with 62 tackles, despite missing four starts due to a knee injury ... Finished second on the team with three interceptions and 10 passes defensed ... His 56 solo tackles ranked third behind Ted Johnson (87) and Willie Clay (73) ... Finished ninth on the team with 10 defensive tackles in the postseason ... Made five solo stops in the season opener at Miami (9/1) ... Totaled six hits and deflected a pass the following week at Buffalo (9/8) ... Finished second on the team with seven solo stops vs. Washington (10/13) ... Recorded a career-high with 12 tackles, including 10 solos and batted down two passes at Indianapolis (10/20) ... Sprained his knee vs. Miami (11/3) and was sidelined for the next three games ... Returned to action as a reserve at San Diego (12/1) and made one defensive stop ... Returned to the starting lineup at left corner vs. the Jets (12/8) and grabbed his first interception of the season, which he returned 38 yards for a touchdown ... It was the first touchdown of his professional career and earned him his first Miller Lite Player of the Game honors ... Repeated as Miller Lite Player of the Game the following week at Dallas (12/15) when he posted seven solo hits and intercepted a pair of Aikman passes in a 12-6 loss ... Prevented two touchdowns in the game by deflecting a pass out of the arms of Cowboy WR Michael Irvin and intercepting another pass in the end zone ... Closed out the regular season with seven solo stops at the Giants (12/21) ... Provided 10 tackles in three postseason games, including three hits in Super Bowl XXXI vs. Green Bay (1/26/97).

1995 (14/7): Started seven of 14 games as a rookie, missing just two games vs. Buffalo (10/23) and Carolina (10/30) due to a hip flexor injury ... He finished the year ranked 10th in total tackles with 47 (40 solos), including his first career sack ... He was credited with nine passes defensed, including three interceptions for 47 yards ... He saw action on special teams early in the season and contributed one solo tackle for the Patriots coverage units ... Played in each of the first three games, seeing action in nickel and dime pass coverages ... Recorded five solo tackles at San Francisco (9/17) ... Made his NFL starting debut as a nickel back to defend against Atlanta's "Red Gun" offense (10/1) and was credited with four defensive stops ... Replaced Maurice Hurst (calf injury) to make his NFL starting debut at right cornerback at Kansas City (10/15) ... He missed the next two games due to

LAW AND ORDER

Patriots cornerback Ty Law snared three interceptions during the 2001 season and moved into seventh place on the Patriots all-time interception list with 25 career interceptions. He returned two of the three interceptions for touchdowns, 46 yards at Carolina (1/6/02) and 23 yards vs. Indianapolis (9/30), and increased his franchise-record to five.

Rk	Player	Int.	Yards	Avg	Lg	TD
1	Raymond Clayborn	36	555	15.4	85	1
2	Ron Hall	29	476	16.4	87	1
	Roland James	29	383	13.2	46	0
	Fred Marion	29	457	15.8	83	1
5	Mike Haynes	28	393	14.0	50	1
6	Maurice Hurst	27	263	9.7	36	1
7	**Ty Law**	**25**	**438**	**16.3**	**59t**	**5**
8	Ronnie Lippett	24	420	17.5	73	2
	Nick Buoniconti	24	223	9.3	41	0

a hip flexor injury and was listed among the Patriots inactives ... He earned the starting position at right corner late in the season ... Made his first of five consecutive starts in a 35-25 victory at Buffalo (11/26) and recorded his first NFL interception on a Jim Kelly pass ... Picked off his second pass of the season the following week vs. New Orleans (12/3) and returned it 38 yards, the second-longest interception return of the season for the Patriots ... Extended his interception streak to three games the following week and provided eight defensive stops in a 31-28 victory over the New York Jets (12/10) ... Closed out his rookie campaign with a season-high eight solo stops, including his first career sack at Indianapolis (12/23) when he hit Jim Harbaugh on a corner-blitz late in the first quarter.

College

Law declared himself eligible for the 1995 NFL draft after lettering three years at Michigan (1992-94) ... He earned first-team All-American honors from Walter Camp as a senior and was a two-time unanimous All-Big Ten Conference selection ... Finished his collegiate career with 154 total tackles (120 solos) and 17 passes defensed, including six interceptions ... Totaled 58 tackles (45 solos) and batted away eight passes, including two interceptions in his final season at Michigan ... He earned first-team Sophomore All-American honors in 1993 after leading the team with six interceptions and finishing fourth on the team with 57 tackles (47 solos) and a tackle for loss ... His top game was a two interception effort, including one in the end zone and the other at the five-yard line, to kill a pair of touchdown drives in a 28-0 shutout of Ohio State, earning National Player of the Week honors from The Sporting News and Sports Illustrated and Big Ten Conference Defensive Player of the Week accolades ... Played in every game as a true freshman, starting the team's final six contests at weakside cornerback and finished the year with 49 tackles.

SINGLE-GAME CAREER HIGHS

Regular Season

Tackles:	12	at Indianapolis (10/20/96)
Solos:	10	at Indianapolis (10/20/96)
Sacks:	1	vs. Buffalo (11/11/01)
		at Indianapolis (12/23/95)
Interceptions:	2	vs. Atlanta (11/8/98)
		vs. Indianapolis (9/13/98)
		at Dallas (12/15/96)
Longest Return:	59t	vs. Indianapolis (9/13/98)
Touchdowns:	1	at Carolina (1/6/02)
		vs. Indianapolis (9/30/01)
		vs. Miami (10/17/99)
		vs. Indianapolis (9/13/98)
		vs. New York Jets (12/8/96)
PDs:	6	vs. Atlanta (11/8/98)

Postseason

Total Tackles:	12	vs. Oakland (1/19/02)
Solo Tackles:	10	vs. Oakland (1/19/02)
Interceptions:	1	vs. St. Louis (2/3/02)
Longest Return:	47t	vs. St. Louis (2/3/02)

Personal

Tajuan Law was born the son of Raymond and Diane Law on Feb. 10, 1974 in Aliquippa, Pa. ... He attended Aliquippa (Pa.) High and earned All-American first-team honors by Parade and Tom Lemming's Prep Football Report ... Played tailback, cornerback, safety, wide receiver and return specialist to help lead the team to the Class AA state title as a senior ... Averaged 22.1 yards on 23 receptions, 10.1 yards on 45 rushes, 21.1 yards per punt return, recorded 71 tackles and picked off eight passes as a senior ... He was a two-time team MVP ... Also earned MVP honors in basketball ... Ty has one daughter, Tya.

TY LAW

Pos: CB **Ht:** 5-11 **Wt:** 200lbs **Year:** 8th **Acq:** D01-95 (23rd) **College:** Michigan **Born:** 2/10/74

Regular Season			Tackles					Interceptions						Miscellaneous					
Year	Team	G/S	TT	UT	A	S	Yds	No	Yds	Avg	Lg	TD	PD	FF	FR	Yds	TD	SpT	Fum
1995	Patriots	14/7	47	40	7	1.0	6.0	3	47	15.7	38	0	9	0	0	0	0	1	0
1996	Patriots	13/12	62	56	6	0	0.0	3	45	15.0	38t	1	10	0	0	0	0	0	0
1997	Patriots	16/16	77	69	8	0.5	2.5	3	70	23.3	40	0	11	0	1	0	0	0	1
1998	Patriots	16/16	75	60	15	0	0.0	9	133	14.8	59t	1	37	0	1	17	0	0	0
1999	Patriots	13/13	64	55	9	0.5	6.5	2	20	10.0	27t	1	19	2	1	0	0	0	1
2000	Patriots	15/15	74	58	16	0	0	2	32	16.0	32	0	11	0	0	0	0	0	0
2001	Patriots	16/16	70	60	10	1.0	7.0	3	91	30.3	46t	2	9	0	0	0	0	0	0
Totals-7 Years		**103/95**	**469**	**398**	**71**	**3.0**	**22**	**25**	**438**	**17.5**	**59t**	**5**	**106**	**2**	**3**	**17**	**0**	**1**	**2**

Postseason			Tackles					Interceptions						Miscellaneous					
Year	Team	G/S	TT	UT	A	S	Yds	No	Yds	Avg	Lg	TD	PD	FF	FR	Yds	TD	SpT	Fum
1996	Patriots	3/3	10	7	3	0	0	0	0	0.0	0	0	1	0	0	0	0	0	0
1997	Patriots	2/2	6	6	0	0	0	0	0	0.0	0	0	1	0	0	0	0	0	0
1998	Patriots	1/1	3	2	1	0	0	0	0	0.0	0	0	1	0	0	0	0	0	0
2001	Patriots	3/3	27	24	3	0	0	1	47	47.0	47t	1	5	0	0	0	0	0	0
Totals-4 Years		**9/9**	**46**	**39**	**7**	**0**	**0**	**1**	**47**	**47.0**	**47t**	**1**	**8**	**0**	**0**	**0**	**0**	**0**	**0**

LAW'S CAREER GAME-BY-GAME

1995 Opponent	P/S	TT	UT	A	S/	Yds	I/	Yds	PD	FF	FR	W/L	Score
09/03 Cleveland	p	2	2	0	-	-	-	-	-	-	-	W	17-14
09/10 Miami	p	1	0	1	-	-	-	-	-	-	-	L	3-20
09/17 at San Francisco	p	5	5	0	-	-	-	-	-	-	-	L	3-28
10/01 at Atlanta	S	4	3	1	-	-	-	-	2	-	-	L	17-30
10/08 Denver	p	0	0	0	-	-	-	-	2	-	-	L	3-37
10/15 at Kansas City	S	5	5	0	-	-	-	-	1	-	-	L	26-31
10/23 Buffalo							inactive					W	27-14
10/29 Carolina							inactive					L ot	17-20
11/05 at N.Y. Jets	p	0	0	0	-	-	-	-	1	-	-	W	20-7
11/12 at Miami	p	1	1	0	-	-	-	-	-	-	-	W	34-17
11/19 Indianapolis	p	0	0	0	-	-	-	-	-	-	-	L	10-24
11/26 at Buffalo	S	6	4	2	-	-	1	9	1	-	-	W	35-25
12/03 New Orleans	S	3	2	1	-	-	1	38	1	-	-	L	17-31
12/10 N.Y. Jets	S	8	6	2	-	-	1	0	1	-	-	W	31-28
12/16 at Pittsburgh	S	4	4	0	-	-	-	-	-	-	-	L	27-41
12/23 at Indianapolis	S	8	8	0	1	6	-	-	-	-	-	L	7-10
1995 Totals	**14/7**	**47**	**40**	**7**	**1**	**6**	**3**	**47**	**9**	**0**	**0**		**6-10**

1996 Opponent	P/S	TT	UT	A	S/	Yds	I/	Yds	PD	FF	FR	W/L	Score
09/01 at Miami	S	5	5	-	-	-	-	-	-	-	-	L	10-24
09/08 at Buffalo	S	6	5	1	-	-	-	-	1	-	-	L	10-17
09/15 Arizona	S	3	2	1	-	-	-	-	-	-	-	W	31-0
09/22 Jacksonville	S	3	3	-	-	-	-	-	1	-	-	W	28-25
10/06 at Baltimore	S	4	4	-	-	-	-	-	1	-	-	W	46-38
10/13 Washington	S	7	7	-	-	-	-	-	1	-	-	L	22-27
10/20 at Indianapolis	S	12	10	2	-	-	-	-	2	-	-	W	27-9
10/27 Buffalo	S	5	3	2	-	-	-	-	-	-	-	W	28-25
11/03 Miami	S	1	1	-	-	-	-	-	-	-	-	W	42-23
11/10 at N.Y. Jets							inactive					W	31-27
11/17 Denver							inactive					L	8-34
11/24 Indianapolis							inactive					W	27-13
12/01 at San Diego	p	1	1	-	-	-	-	-	-	-	-	W	45-7
12/08 N.Y. Jets	S	1	1	-	-	-	1	38	1	-	-	W	24-10
12/15 at Dallas	S	7	7	-	-	-	2	7	3	-	-	L	6-12
12/21 at N.Y. Giants	S	7	7	-	-	-	-	-	-	-	-	W	23-22
1996 Totals	**13/12**	**62**	**56**	**6**	**0**	**0**	**3**	**45**	**10**	**0**	**0**	**11-5**	
01/05 Pittsburgh	S	3	2	1	-	-	-	-	1	-	-	W	28-3
01/12 Jacksonville	S	4	3	1	-	-	-	-	-	-	-	W	20-6
01/26 Green Bay	S	3	2	1	-	-	-	-	-	-	-	L	21-3
1996 Postseason	**3/3**	**10**	**7**	**3**	**0**	**0**	**0**	**0**	**1**	**0**	**0**	**0**	**2-1**

1997 Opponent	P/S	TT	UT	A	S/	Yds	I/	Yds	PD	FF	FR	W/L	Score
08/31 San Diego	S	3	3	0	-	-	-	-	-	-	-	W	41-7
09/07 at Indianapolis	S	9	8	1	-	-	-	-	-	-	-	W	31-6
09/14 N.Y. Jets	S	4	4	0	-	-	-	-	-	-	1	W ot	27-24
09/21 Chicago	S	7	5	2	-	-	1	30	1	-	-	W	31-3
10/06 at Denver	S	3	3	0	-	-	-	-	3	-	-	L	13-34
10/12 Buffalo	S	4	4	0	-	-	1	40	3	-	-	W	33-6
10/19 at N.Y. Jets	S	5	4	1	-	-	-	-	-	-	-	L	19-24
10/27 Green Bay	S	5	5	0	-	-	-	-	-	-	-	L	10-28
11/02 at Minnesota	S	5	2	3	0.5	2.5	-	-	-	-	-	L	18-23
11/09 at Buffalo	S	1	1	0	-	-	1	0	1	-	-	W	31-10
11/16 at Tampa Bay	S	2	2	0	-	-	-	-	1	-	-	L	7-27
11/23 Miami	S	3	3	0	-	-	-	-	-	-	-	W	27-24
11/30 Indianapolis	S	7	7	0	-	-	-	-	-	-	-	W	20-17
12/07 at Jacksonville	S	9	9	0	-	-	-	-	-	-	-	W	26-20
12/13 Pittsburgh	S	8	7	1	-	-	-	-	1	-	-	L ot	21-24
12/22 at Miami	S	2	2	0	-	-	-	-	1	-	-	W	14-12
1997 Totals	**16/16**	**77**	**69**	**8**	**0.5**	**2.5**	**3**	**70**	**11**	**0**	**1**		**10-6**
12/28 Miami	S	2	2	0	-	-	-	-	-	-	-	W	17-3
01/03 at Pittsburgh	S	4	4	0	-	-	-	-	1	-	-	L	6-7
1997 Postseason	**2/2**	**6**	**6**	**0**	**0**	**0**	**0**	**0**	**1**	**0**	**0**		**1-1**

1998 Opponent	P/S	TT	UT	A	S/	Yd	I/	Yds	PD	FF	FR	W/L	Score
09/07 at Denver	S	4	4	0	-	-	-	-	2	-	-	L	21-27
09/13 Indianapolis	S	5	3	2	-	-	2	59	3	-	-	W	29-6
09/20 Tennessee	S	7	6	1	-	-	1	18	2	-	-	W	27-16
10/04 at New Orleans	S	4	2	2	-	-	1	0	3	-	-	W	30-27
10/11 Kansas City	S	1	0	1	-	-	-	-	2	-	-	W	40-10
10/19 N.Y. Jets	S	5	4	1	-	-	-	-	2	-	-	L	14-24
10/25 at Miami	S	8	8	0	-	-	1	0	3	-	-	L	9-12
11/01 at Indianapolis	S	7	6	1	-	-	-	-	2	-	-	W	21-16
11/08 Atlanta	S	4	4	0	-	-	2	16	6	-	-	L	10-41
11/15 at Buffalo	S	4	2	2	-	-	-	-	-	-	-	L	10-13
11/23 Miami	S	4	3	1	-	-	-	-	1	-	-	W	26-23
11/29 Buffalo	S	3	3	0	-	-	-	-	1	-	-	W	25-21
12/06 at Pittsburgh	S	9	7	2	-	-	1	10	4	-	-	W	23-9
12/13 at St. Louis	S	2	2	0	-	-	-	-	1	-	-	L	18-32
12/20 San Francisco	S	3	2	1	-	-	1	30	1	-	1	W	24-21
12/27 at N.Y. Jets	S	5	4	1	-	-	-	-	4	-	-	L	10-31
1998 Totals	**16/16**	**75**	**60**	**15**		**0/0**	**9**	**/133**	**37**	**0**	**1**		**9-7**
01/03 at Jacksonville	S	3	2	1	-	-	-	-	1	-	-	L	10-25

1999 Opponent	P/S	TT	UT	A	S	/Yds	I/	Yds	PD	FF	FR	W/L	Score
09/12 at N.Y. Jets	S	5	3	2	-	-	-	-	3	-	-	W	30-28
09/19 Indianapolis	S	6	5	1	-	-	-	-	2	1	1	W	31-28
09/26 N.Y. Giants	S	5	5	0	-	-	-	-	2	-	-	W	16-14
10/03 at Cleveland	S	1	1	0	-	-	-	-	-	-	-	W	19-7
10/10 at Kansas City	S	5	5	0	-	-	-	-	2	-	-	L	14-16
10/17 Miami	S	10	9	1	0.5	6.5	1	27	4	-	-	L	30-31
10/24 Denver	S	6	5	1	-	-	-	-	-	-	-	W	24-23
10/31 at Arizona	S	7	7	0	-	-	1	-7	3	-	-	W	27-3
11/15 N.Y. Jets	S	5	5	0	-	-	-	-	1	-	-	L	17-24
11/21 at Miami	S	2	2	0	-	-	-	-	1	1	-	L	17-27
11/28 at Buffalo	S	1	0	1	-	-	-	-	-	-	-	L	7-17
12/05 Dallas	p	6	3	3	-	-	-	-	1	-	-	W	13-6
12/12 at Indianapolis	p	5	5	0	-	-	-	-	-	-	-	L	15-20
12/19 at Philadelphia							inactive					L	9-24
12/26 Buffalo							inactive					L ot	10-13
01/02 Baltimore						Placed on Injured Reserve				W20-3			
1999 Totals	**15/15**	**64**	**55**	**9**	**0.5**	**6.5**	**2**	**20**	**19**	**2**	**1**		**8-8**

2000 Opponent	P/S	TT	UT	A	S	/Yds	I/	Yds	PD	FF	FR	W/L	Score
09/03 Tampa Bay	S	4	3	1	-	-	-	-	-	-	-	L	16-21
09/11 at N.Y. Jets	S	5	3	2	-	-	-	-	2	-	-	L	19-20
09/17 Minnesota	S	9	8	1	-	-	-	-	1	-	-	L	13-21
09/24 at Miami	S	5	3	2	-	-	1	32	1	-	-	L	3-10
10/01 at Denver	S	7	4	3	-	-	-	-	-	-	-	W	28-19
10/08 Indianapolis	S	1	0	1	-	-	1	0	1	-	-	W	24-16
10/15 N.Y. Jets	S	9	8	1	-	-	-	-	-	-	-	L	17-34
10/22 at Indianapolis	S	2	2	0	-	-	-	-	-	-	-	L	23-30
11/05 Buffalo	S	5	5	0	-	-	-	-	-	-	-	L ot	13-16
11/12 at Cleveland	S	6	6	0	-	-	-	-	-	-	-	L	11-19
11/19 Cincinnati	S	8	6	2	-	-	-	-	1	-	-	W	16-13
11/23 at Detroit	S	7	5	2	-	-	-	-	1	-	-	L	9-34
12/04 Kansas City	S	2	2	0	-	-	-	-	4	-	-	W	30-24
12/10 at Chicago	S	3	2	1	-	-	-	-	-	-	-	L	17-24
12/17 at Buffalo	S	1	1	0	-	-	-	-	-	-	-	W ot	13-10
12/24 Miami							Reserve/Suspended List					L	24-27
2000 Totals	**15/15**	**74**	**58**	**16**	**0**	**0**	**2**	**32**	**11**	**0**	**0**		**5-11**

2001 Opponent	P/S	TT	UT	A	S	Yds	Int	Yds	PD	FF	FR	W/L	Score
09/09 at Cincinnati	S	4	4	0	-	-	-	-	-	-	-	L	17-23
09/23 NY Jets	S	10	7	3	-	-	-	-	-	-	-	L	3-10
09/30 Indianapolis	S	3	2	1	-	-	1	23t	1	-	-	W	44-13
10/07 at Miami	S	2	1	1	-	-	-	-	-	-	-	L	10-30
10/14 San Diego	S	7	3	4	-	-	-	-	-	-	-	W ot	29-26
10/21 at Indianapolis	S	6	6	0	-	-	-	-	-	-	-	W	38-17
10/28 at Denver	S	3	3	0	-	-	-	-	-	-	-	L	20-31
11/04 at Atlanta	S	3	3	0	-	-	-	-	1	-	-	W	24-10
11/11 Buffalo	S	4	4	0	1	7	1	22	1	-	-	W	21-11
11/18 St. Louis	S	5	5	0	-	-	-	-	-	-	-	L	17-24
11/25 New Orleans	S	4	4	0	-	-	-	-	-	-	-	W	34-17
12/02 at NY Jets	S	5	5	0	-	-	-	-	2	-	-	W	17-16
12/09 Cleveland	S	3	3	0	-	-	-	-	-	-	-	W	27-16
12/16 at Buffalo	S	3	3	0	-	-	-	-	2	-	-	W ot	12-9
12/22 Miami	S	4	3	1	-	-	-	-	1	-	-	W	20-13
01/06 at Carolina	S	4	4	0	-	-	1	46t	1	-	-	W	38-6
2001 Totals	**16/16**	**70**	**60**	**10**	**1**	**7**	**3**	**91**	**9**	**0**	**0**		**11-5**
01/19 Oakland	S	12	10	2	-	-	-	-	2	-	-	W ot	16-13
01/27 at Pittsburgh	S	7	7	0	-	-	-	-	1	-	-	W	24-17
02/03 St. Louis	S	8	7	1	-	-	1	47t	2	-	-	W	20-17
2001 Postseason	**3/3**	**27**	**24**	**3**	**0**	**0**	**1**	**47t**	**5**	**0**	**0**		**3-0**

Career Transactions

Matt Light was drafted by the New England Patriots in the second round (48th overall) of the 2001 NFL draft … Signed with the Patriots (7/22/01).

Career Highlights

★**Career GP/GS: 14/12 (3/3)**

★Light helped open holes for the Patriots running game in 2001, which improved to the 12th ranked rushing attack in the NFL (112.2 yards per games) from the 26th (86.9) in 2000.

Seasonal Reviews

2001 (14/12, 3/3): Started at left tackle in 12 of 14 regular season games and all three postseason games during his rookie season … Earned *Football News* 2001 NFL All-Rookie Team honors in 2001. **N.Y. Jets (9/23):** Made first NFL start at left tackle and was part of offensive line that blocked for rushing attack that accumulated 107 yards on 26 carries (4.1 avg.). **Indianapolis (9/30):** Blocked for a rushing attack that gained 177 yards on 39 carries (4.5 avg.) and scored three touchdowns … Made key kick-out block on Antowain Smith's 39-yard run. **Indianapolis (10/21):** Part of offensive line that opened holes for 123 yards rushing on 30 attempts (4.1 avg.) and did not allow a sack in 38-17 victory over the Colts. **Buffalo (11/11):** Played the bulk of the second half when he stepped in for an injured Grant Williams at left tackle … Part of offensive line that led the way for 134 yards rushing and a 100 yard rusher for the second consecutive week. **New Orleans (11/25):** Started at left tackle and was part of offensive line that led the way for 191 yards rushing, their second-highest total of the season and their third 100 yard rusher in the four games. **Buffalo (12/16):** Part of offensive line that opened holes for 129 yards rushing on 27 attempts (4.8 avg.) in the Patriots 12-9 overtime victory. **Miami (12/22):** Helped power the offense to a season-high 196 yards rushing and their fourth 100 yard rusher of the season. **Carolina (1/6):** Part of offensive line that led the way for 102 yards rushing and did not allow a sack in the second half. **Oakland (1/19):** Started at left tackle in his first career postseason game and was part of offensive line which only allowed two sack in 52 pass attempts. **St. Louis (2/3):** Started at left tackle and was part of offensive line that led the way for 133 yards on 25 carries (5.3 avg.) in the Patriots 20-17 victory in Super Bowl XXXVI.

LIGHT'S SPOTLIGHTS

★**Matt participated in the Salvation Army's Children Holiday Party and helped provide Christmas presents to each of the 200 children in attendance.**

★**Matt was a district champion, all-conference and all-county pick in the shot put at Greenville (Ohio) High.**

College

Light earned four letters at Purdue University (1996, 1998-2000) … Charged with the responsibility of protecting Drew Brees' blindside from the left tackle position for last three years … Started all 37 Boilermaker games at tackle from 1998-2000 … Leader of offensive line that allowed a paltry 38 sacks on 1,690 pass attempts (one every 44.5 pass attempts) during his three year tenure at tackle … Consensus All-Big Ten conference first-team (2000) and voted to second-team (1999). 2000 (Senior): Consensus All-Big Ten Conference first-team choice … All-American first-team selection by *Gannett News*, earning third-team honors from *Football News*… Started all 12 games at left offensive tackle, leading a strong blocking effort upfront, allowing Boilermaker quarterbacks to be sacked seven times in 528 attempts (one every 75.4 pass attempts) … Registered 67 key blocks for a team that generated 5,534 yards in total offense, an average of 461.2 yards per game. … One of the team's senior



leaders that helped the team to a Big Ten title and their first Rose Bowl appearance in 35 years. 1999 (Junior): Started in all 12 games at left tackle, playing a major part as the offensive line allowed merely 15 sacks in 568 pass attempts (one every 37.9 attempts) ... Collected 52 key blocks for an offense that gained 5,544 yards, an average of 462.0 yards per game ... Second-team All-Big Ten Conference pick by the media, earning honorable mention from the league's coaches. 1998 (Sophomore): Honorable mention All-Big Ten Conference choice by both the Big Ten's coaches and media ... Started all 13 games at left tackle, helping an offensive line that allowed 16 sacks in 594 pass attempts (one every 37.1 attempts) ... Collected 53 key blocks for a unit that amassed 5,719 yards. 1997 (Red-shirted): Underwent surgery in the spring to repair his left shoulder (AC joint) and was lost for the year. 1996 (Freshman): Appeared in seven games as a reserve tight end ... Recorded one reception for 16 yards.

Personal

Matthew Charles Light was born the son of William and Marilyn Light on June 23, 1978 in Greenville, Ohio ... Second team Division II all-state choice as a linebacker, adding All-Darke County, all-conference and All-Southwest District honors as a senior at Greenville (Ohio) High ... Second-team all-league pick as a junior ... Three-year two-way starter who played guard as sophomore, tackle as junior and tight end as senior ... As a senior, he had 69 tackles, including 15 stops for 63 yards in losses, two fumbles caused and two pass break-ups ... Added four catches for 75 yards with one touchdown ... Also lettered in track ... State qualifier, district champion, all-conference and all-county pick in the shot put ... Majored in industrial technology at Purdue.

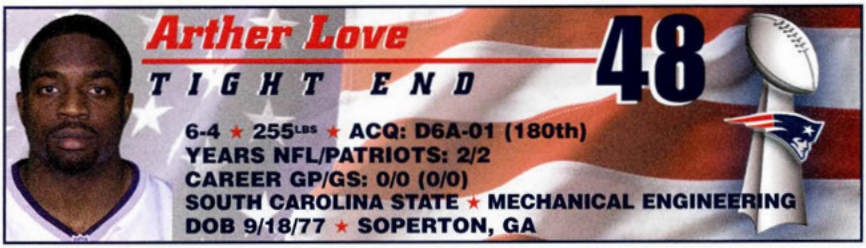

Career Transactions

Arther Love was drafted by the New England Patriots in the sixth round (180th) of the 2001 NFL draft ... Signed by the Patriots (7/13/01) ... Placed on physically unable to perform list (8/28/01) ... Activated off of the physically unable to perform list (11/21/01).

Career Highlights

★Career GP/GS: 0/0 (0/0)

Seasonal Reviews

2001 (0/0, 0/0): Love spent the first 10 weeks of the season on the physically unable to perform list ... Activated from Physically Unable to Perform list (11/21) ... Inactive for final six games of the regular season and all three postseason games.

College

Love earned four letters (1997-2000) at South Carolina State ... Developed into one of the premier blockers at his position ... Finished his career with 34 catches for 562 yards (16.5 avg.) and four touchdowns. 2000 (Senior): Second-team All-Mid Eastern Athletic Conference choice ... Voted team captain ... Started in nine of 10 games during his senior campaign ... Caught a career-high 20 passes for 342 yards (17.1 avg.) and a pair of touchdowns ... Registered 61 knockdown blocks ... Opened the season with two catches for 42 yards and made a key block to spring Leon McCampbell for a 29-yard scoring scamper versus Winston-Salem State ... Added 32 yards on three catches and also caught a two-point conversion pass against Hampton ... Hauled in four passes for a career-high 113 yards, including a 60-yard touchdown and recovered a fumble against Howard ... Followed with a 30-yard catch against Morgan State ... Closed out his career with two catches for nine yards versus North Carolina A&T. 1999 (Junior): Team captain and Coca Cola Scholar-Athlete ... Collected 56 knockdown blocks, while starting in seven of the nine games he

LOVE'S SPOTLIGHTS

★Arther enjoys fishing and plays the guitar.

★South Carolina State boasts a proud football heritage, having produced the likes of Deacon Jones, Harry Carson, Donnie Shell and Marion Motley.

played in during the season ... Finished with seven receptions for 109 yards (15.6 avg.) and a touchdown. 1998 (Sophomore): Started eleven games and caught six passes for 98 yards (16.3 avg.) and a touchdown ... Posted 49 knockdown blocks ... Scored his first career touchdown on a 22-yard reception against Bethune-Cookman. 1997 (Redshirt Freshman): Played in all eleven games and was utilized mostly as a blocker for the Bulldogs ... Finished with one reception for 13 yards. 1996 (Redshirt): Granted a medical redshirt after he suffered a fractured right hip in summer camp.

Personal

Arther Lee Love was born the son of Arther, Sr. and Doris Love on Sept. 18, 1977 in Vickelice, Ga. ... Earned four letters in both football and basketball, adding three letters in track at Montgomery County (Soperton, Ga.) High ... Brother, Travis, was a teammate and starting defensive lineman at South Carolina State (1998-present) ... Majored in mechanical engineering at South Carolina State.



Career Transactions

Rick Lyle was signed by the Patriots as a free agent March 12, 2002 ... Originally signed as a rookie free agent with the Cleveland Browns (5/2/94) ... Placed on injured reserve during 1995 training camp with the Browns ... Signed with the Jets as an unrestricted free agent (3/24/97) ... Placed on injured reserve with a broken leg (12/12/00).

Career Highlights

★**Career GP/GS: 92/68 (5/2)**

★Lyle has recorded 242 career tackles (165 solos), including 11 sacks during his eight-year career.

★Lyle set career-highs with 50 tackles and 3.5 sacks during the 2001 season with the N.Y. Jets. Also helped the Jets achieve their first playoff appearance since 1998.

★Lyle held a streak of 62 straight starts for the Jets at defensive end prior to suffering a broken leg against Oakland (12/11/00).

★Lyle was originally signed as a rookie free agent by the Cleveland Browns on May 2, 1994. He played in three regular season games and both playoff contests during his rookie season with the Browns and head coach Bill Belichick.

LYLE'S SPOTLIGHTS

★**Rick is reunited with head coach Bill Belichick, who signed him as a rookie free agent with the Cleveland Browns following the 1994 draft and coached him while the two were with the New York Jets from 1997-99.**

Seasonal Reviews

2001 (16/3, 1/0 – N.Y. Jets): Established new career highs with 50 tackles and 3.5 sacks while playing in all 16 games with three starts ... Ranked third on the Jets with 3.5 sacks. **San Francisco (10/1):** Registered four tackles against the 49ers. **Buffalo (10/8):** Recorded three tackles, including his first sack of the season, in the Jets 42-36 victory over the Bills. **Miami (10/14):** Started at defensive end and was credited with four tackles, including one tackle for a loss and recovered a Lamar Smith fumble at the Jets 1 yard-line in the Jets 21-17 victory. **St. Louis (10/22):** Amassed a season-high seven tackles, including his first multiple sack game of his career with two sacks. **Carolina (10/28):** Credited with three tackles and two quarterback pressures as the Jets defense limited the Panthers to 186 yards of offense in 13-12 victory. **Miami (11/18):** Collected three tackles and was part of a defensive unit that held the Dolphins scoreless at home for the first time since 1970 in 24-0 win. **Cincinnati (12/16):** Credited with two tackles as the Jets limited the Bengals to 248 total yards of offense in 15-14 win. **Indianapolis (12/23):** Recorded two tackles in the Jets' 29-28 win at Indianapolis. **Buffalo (12/30):** Started at defensive end and had three tackles.

2000 (14/14 – N.Y. Jets): Started in all 14 games he played in before being placed on injured reserve (12/12) … Recorded 48 tackles, including one sack and one forced fumble … His 48 tackles marked a career-high, which he later eclipsed during the 2001 season with 50 stops … When Lyle was placed on injured reserve and missed the Detroit game (12/17), it snapped a streak of 62 consecutive starts with the Jets. **Buffalo (9/17):** Led all defensive lineman with five tackles in 27-14 victory over the Bills. **New England (10/15):** Recorded his only sack of the season when he dropped Drew Bledsoe for a 9-yard loss in the Jets 34-17 victory. **Miami (10/23):** Led all Jets defensive lineman with a season-high seven tackles in 40-37 overtime win.

1999 (16/16 – N.Y. Jets): Started all 16 games and finished second among the team's defensive linemen with 45 tackles … Added one sack and a pass defense. **Arizona (11/7):** Recorded his first sack of the season when he tackled Dave Brown for a 5-yard loss in the Jets 12-7 win over the Cardinals. **Buffalo (11/21):** Finished second on the team with six tackles and was part of a Jets defense that limited the Bills rushing attack to 68 yards on 17 carries in the team's 17-7 win. **Miami (12/12):** Credited with two tackles as the Jets defense held the Dolphins to 69 yards on 20 carries in their 28-20 win. **Dallas (12/19):** Recorded three tackles in the Jets 22-21 victory over the Cowboys.

1998 (16/16, 2/2 – N.Y. Jets): Started all 16 games and recorded 41 tackles, including 1.5 sacks as the Jets won their first division crown with a 12-4 record. **New England (10/19):** Tallied five tackles in the Jets 24-14 victory over the Patriots. **Atlanta (10/25):** Notched four tackles, including his first sack of the season, in 28-3 victory over the Falcons. **Seattle (12/6):** Registered two tackles, including a half-a-sack in 32-31 victory over the Seahawks. **Jacksonville (1/10/99):** Recorded two tackles in the Jets 34-24 victory over the Jaguars in the AFC Divisional Playoff game. **Denver (1/17/99):** Tallied three tackles in the AFC Championship Game.

1997 (16/16 – N.Y. Jets): Started and played all 16 games for the Jets at defensive end … Ranked second among all Jets defensive lineman with 42 tackles (30 solos) behind Ernie Logan (45) … Amassed a then career-high three sacks. **Buffalo (9/7):** Recorded his first sack of the season when he dropped Todd Collins for a 13-yard loss. **Oakland (9/21):** Collected a career-high eight tackles in 23-22 victory over the Raiders. **Cincinnati (9/28):** Sacked Jeff Blake for an 11-yard loss as the Jets limited the Bengals to 215 total yards in 31-14 victory. **Baltimore (11/2):** Dropped Vinny Testaverde for a 5-yard loss in 19-16 overtime victory against the Ravens. **Chicago (11/16):** Recovered the first fumble of his career in the Jets 23-15 victory over the Bears. **Minnesota (11/23):** Recorded three tackles, including a stop of Robert Smith for a 3-yard loss on the final play of the game … Stopped Smith from converting a 2-point conversion and allowed the Jets to hold onto a 23-21 victory.

1996 (11/3 – Baltimore): Recorded 12 tackles (7 solos) and one sack while playing in 12 games, including seven sacks. **Oakland (9/1):** Opened the season with three tackles as the Ravens limited the Raiders to 238 total yards in their 19-14 victory. **Pittsburgh (9/8):** Started his first NFL game and recorded two tackles. **San Francisco (11/17):** Recorded three tackles, including a four-yard sack of Elvis Grbac.

1995 (0/0 – Cleveland): Injured his back during the preseason and was placed on injured reserve for the remainder of the season.

1994 (3/0, 2/0 – Cleveland): Played in three games during his rookie season and recorded four tackles … Listed among the Browns day of game inactives for 10 games and was active but did not play three games. **Denver (10/30):** Made his NFL debut and collected two tackles for losses. **New England (1/1):** Recorded two quarterback pressures in 20-13 Wild Card victory over the Patriots. **Pittsburgh (1/7):** Notched three tackles in the Browns Divisional Playoff game versus the Steelers.

College

Played in 39 games at Missouri and totaled 183 tackles (115 solo), 18 sacks, two fumble recoveries, forced one fumble and six pass defensed ... Led the Tigers in sacks as a senior with eight and as a junior with five … Suffered an injury-plagued sophomore campaign after a freshman year in which he earned freshman All-America honors from *Football News* ... Set Mizzou shot put record in spring of 1993 with a throw of 61-6 ... Placed second in Big Eight Championships, then earned All-America honors by placing 10th outdoors at the NCAA meet.

Personal

Rick Lyle was born on Feb. 26, 1971 in Hickman Hills, Mo. … Honorable mention *USA Today* All-America defensive end as a senior at Hickman Hills (Mo.) High School … Totaled 78 tackles, seven sacks and three blocked punts his senior season … Earned all-metro, all-district and all-conference honors … Also lettered in wrestling and track … … Served as an intern in the Hofstra University athletic department in 1999 … Rick and his wife Laura have two daughters, Haley and Audrey Caroline … Graduated with a degree in parks, recreation and tourism from Missouri and fulfilled an internship at Cleveland State University Convocation Center.

RICK LYLE

Pos: DL **Ht:** 6-5 **Wt:** 285 **Year:** 9th **Acq:** FA-02 **College:** Missouri **Born:** 2/26/71

Regular Season			Tackles					Miscellaneous					Postseason				
Year	**Team**	**G/S**	**TT**	**UT**	**A**	**Sacks**	**Yds**	**FF**	**FR**	**Int**	**Yds**	**PD**	**G/S**	**TT**	**UT**	**A**	**PD**
1994	Browns	3/0	4	4	0	0.0	0	0	0	0	0	0	2/0	3	3	0	0
1995	Browns		Injured Reserve														
1996	Ravens	11/3	12	7	5	1.0	4.0	0	0	0	0	0	-/-	-	-	-	-
1997	Jets	16/16	42	30	12	3.0		0	1	0	0	0	-/-	-	-	-	-
1998	Jets	16/16	41	29	12	1.5		1	0	0	0	3	2/2	5	5	0	0
1999	Jets	16/16	45	26	19	1.0	5.0	0	0	0	0	1	-/-	-	-	-	-
2000	Jets	14/14	48	40	8	1.0	9.0	1	0	0	0	0	-/-	-	-	-	-
2001	Jets	16/3	50	29	21	3.5	17.0	0	1	0	0	1	1/0	2	2	0	1
Totals-7 Years		**92/68**	**242**	**165**	**77**	**11.0**	**35.0**	**2**	**2**	**0**	**0**	**5**	**5/2**	**10**	**10**	**0**	**0**

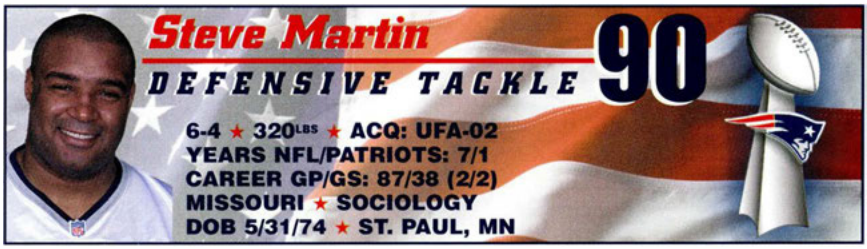

Career Transactions

Steve Martin was signed as an unrestricted free agent by the Patriots on April 3, 2002 … Originally drafted in the fifth round (151st overall) of the 1996 NFL draft by the Indianapolis Colts … Waived by the Colts (10/22/98) … Claimed off of waivers by the Philadelphia Eagles (10/23/98) … Re-signed with the Eagles (4/9/99) … Signed with Kansas City (2/24/00) as an unrestricted free agent … Released by the Chiefs (9/2/01) … Signed with the N.Y. Jets (9/3/01).

Career Highlights

★**Career GP/GS: 87/38 (2/2)**

★Martin has played in 87 games, with 38 starts and has recorded 279 tackles (143 solos), including 6.5 sacks, during his six-year career.

★Martin participated in all 16 games with 15 starts last season with the Jets and recorded career-highs with 78 tackles and 2.5 sacks. Part of the Jets team that achieved their first playoff appearance since 1998.

★Martin participated in all 16 regular season games with the Chiefs in 2000 and recorded 27 tackles.

★Martin played in 25 contests, including 18 starts with Philadelphia (1998-99) and recorded 99 tackles (55 solo), three sacks, 10 quarterback pressures, three forced fumbles, one fumble recovery and two passes defensed.

★Martin tallied six tackles, including a sack of Troy Aikman and forced an Emmitt Smith fumble, which was recovered by the Eagles. He earned Miller Lite Player of the Game honors for his effort.

★Martin saw duty in 30 games, including five starts, with the Colts (1996-98) and posted 75 tackles (28 solo), a sack, four quarterback pressures, one fumble recovery and one pass defensed.

MARTIN'S SPOTLIGHTS

★**Steve established the "Anna Mae Martin Foundation" in 2000 in honor of his late grandmother. The foundation seeks to work with unemployed and underemployed inner city individuals to provide computer job training and skills to be in a better position to help themselves.**

★**Steve recorded career-highs during the 2001 season with 78 tackles and 2.5 sacks. His 78 tackles were tops in the NFL among interior defensive lineman.**

Seasonal Reviews

2001 (16/15, 1/1 – N.Y. Jets): Started 15 of 16 games and recorded 78 tackles (48 solos), including 2.5 sacks as the Jets finished 9-7 and

qualified for the playoffs for the first time since 1998 … Added two fumble recoveries and six passes defensed … Signed with the Jets as a free agent (9/3). **Indianapolis (9/9):** Recorded five tackles and one quarterback pressure in his first game with the Jets. **New England (9/23):** Started his first game for the Jets and recorded three tackles in their 10-3 win over the Patriots … Also pounced on a fumble which they turned into the game-winning touchdown. **Miami (10/14):** Started at nose tackle and amassed nine tackles, including a half-a-sack, in the team's 21-17 comeback win over the Dolphins … Part of a defensive front that limited Lamar Smith to only 54 yards on 24 carries. **Carolina (10/28):** Started at nose tackle and collected three tackles and helped limit the Panthers to 186 yards of total offense in 13-12 victory. **New Orleans (10/4):** Credited with five tackles, recovered an Aaron Brooks fumble in the fourth quarter that set-up a John Hall 23-yard field goal that provided the final margin of victory (16-9) … Part of defensive front that limited Ricky Williams to 58 yards on 19 carries and held the Saints to 246 yards of total offense. **Kansas City (11/11):** Started at nose tackle against his former team and finished with four tackles, helping the Jets limit the Chiefs to 243 yards of total offense. **Miami (11/18):** Credited with a season-high nine tackles and was part of a defensive unit that had five takeaways in 24-0 victory over the Dolphins. **Cincinnati (12/16):** Credited with six tackles and was part of a defensive unit that limited the Bengals to 248 yards of offense in 15-14 victory. **Buffalo (12/30):** Registered two tackles, including a 9-yard sack of Alex Van Pelt. **Oakland (1/12):** Started in the Jets first playoff appearance since 1998 and recorded six tackles

2000 (16/0 – Kansas City): Participated in all 16 games, compiling 27 tackles (12 solo) and 17 quarterback pressures. **Indianapolis (9/3):** Recorded two tackles in his first action with the Chiefs. **San Diego (9/17):** Registered one tackle and one quarterback pressure as the Chiefs defense held the Chargers to 187 total yards in Kansas City's 42-10 victory. **Seattle (10/2):** Totaled three tackles as the Chiefs limited the Seahawks to 289 total yards in the Chiefs 24-17 victory. **St. Louis (10/22):** Produced three tackles and a career-high four quarterback pressures in the Chiefs 54-34 victory over the Rams. **New England (12/4):** Amassed four solo tackles and three quarterback pressures. **Denver (12/17):** Recorded one tackle and a quarterback pressure and was part of a defensive front that limited the Broncos to only 53 yards rushing on 14 carries.

1999 (16/15 – Philadelphia): Played in all 16 games with 15 starts and posted 60 tackles (32 solo), including two sacks … Ranked third among Eagles defensive linemen with 60 tackles … Added six quarterback pressures, two passes defensed, two forced fumbles and one fumble recovery. **Arizona (9/12):**

SINGLE-GAME CAREER HIGHS

Tackles:	13	at New England (11/24/96)
Solo:	7	at Miami (11/18/01)
		at New England (11/24/96)
Sacks:	1.0	Six Times, Most Recent
		vs. Buffalo (12/30/01)

Notched five tackles and two quarterback pressures as the Eagles defense limited the Cardinals to 78 yards rushing on 36 carries (2.2 avg.). **Buffalo (9/26):** Recorded five tackles and a quarterback pressure. **Chicago (10/17):** Recorded four tackles, including his first sack of the season, dropping Cade McNown for a five-yard loss in the Eagles 20-16 victory over the Bears. **Miami (10/24):** Tallied a season-high six tackles and was part of an Eagles defense that held the Dolphins to 283 yards of total offense. **N.Y. Giants (10/31):** Equaled his season-high with six stops, including a sack of Kent Graham for a four-yard loss. **Dallas (12/12):** Collected two tackles and forced Chris Warren to fumble. **New England (12/19):** Recovered a Drew Bledsoe fumble in 24-9 victory over the Patriots.

1998 (4/0 Indianapolis – 9/3 Philadelphia): Appeared in four games with the Colts and recorded three solo tackles and a pass defensed before being released (10/22) … Claimed off waivers by Philadelphia (10/23) and played in each of the Eagles last nine games, including three starts ... Produced 39 tackles (23 solo), including a sack, four quarterback pressures and one forced fumble during his stint with the Eagles. **Arizona (12/13):** Started his first game with the Eagles and produced a season-high nine tackles. **Dallas (12/20):** Earned Miller Lite Player of the Game honors following his six tackle performance and led an Eagles defense that held the Cowboys to 248 total yards … Notched his only sack of the season, dropping Troy Aikman for a six-yard loss and forced an Emmitt Smith fumble which was recovered by the Eagles. **N.Y. Giants (12/27):** Started the season-finale against the Giants and totaled five tackles.

1997 (12/0 – Indianapolis): Participated in 12 games and tallied 21 tackles (seven solo) and three QB pressures ... Listed among day of game inactive for the Colt's final four contests. **Miami (8/31):** Recorded three tackles and was part of a Colt defense that limited the Dolphins to only 202 total yards. **Buffalo (10/20):** Registered three tackles as Colt defense held the Bills to 246 total yards. **Cincinnati (11/9):** Assisted on three tackles and was part of the Colt defense that held the Bengals to 273 total yards. **Green Bay (11/9):** Tallied three tackles in 41-38 victory over the Packers.

1996 (14/5, 1/1 – Indianapolis): Participated in 14 games, including five starts and registered 51 tackles and one sack … Added a fumble recovery, one forced fumble, one pass defensed and four quarterback hurries. **Miami (9/23):** Started his first career game and recorded five tackles in 10-6 victory over the Dolphins … Part of a Colts defense that limited the Dolphins to only 28 yards rushing, the fewest yards they have allowed since 10/31/71 vs. Pittsburgh (26 yards). **Miami (11/10):** Started and collected nine tackles (5 solos) against the Dolphins. **N.Y. Jets (11/17):** Started at defensive tackle and smothered Frank Reich for a five-yard loss for his first career sack. **New England (11/24):** Started and amassed a career-high 13 tackles against the Patriots. **Buffalo (12/1):** Recovered his first fumble in a start at defensive tackle in the Colts 13-10 victory over the Bills. **Pittsburgh (12/29):** Started the AFC Wild Card contest and recorded four tackles (one solo).

College

Four-year letterman at the University of Missouri (1992-95) ... Started 36 games during his tenure with Mizzou and finished his career with 244 tackles (165 solo), 17.0 sacks, four forced fumbles, three fumble recoveries and 33 tackles for loss ... Started 10 games as a senior, posting 83 tackles (50 solo), 6.0 sacks and a pair of forced fumbles ... Recorded a career-high 14 stops, including a sack and forced a fumble vs. Kansas ... Started 11 games as a nose tackle as a junior and tied a school-record with 8.0 sacks ... Racked up 88 tackles (70 solo) and a fumble recovery ... Played in 11 contests with 10 starts at nose tackle as a sophomore ... Rounded out the year with 38 tackles (25 solo), two forced fumbles, two fumble recoveries and a sack ... A freshman All-America pick of Football News ... Played in all 11 games (five starts), racking up 35 tackles (20 solo) and a pair of sacks.

Personal

Steven Albert Martin was born on May 31, 1974 in St. Paul, Minn. … Prepped at Jefferson City High School where he helped his team to two state titles in football ... Also was an accomplished prep wrestler, ranking second in the state as a senior and fourth as a junior ... Owns The Martin Group, LLC a residential and commercial real estate company based in Kansas City … His brother, Monte Hardge (a 7'-0", 335-pound center) competed in basketball at Missouri ... Established the "Anna Mae Martin Foundation" in 2000 in honor of his grandmother ... Steve and his wife Catherine have three sons, Evan, Emmanuel and Ethan … Majored in Sociology at Missouri.

STEVE MARTIN

Pos: DT **Ht:** 6-4 **Wt:** 320 **Year:** 7th **Acq:** UFA-02 (NYJ) **College:** Missouri **Born:** 5/31/74

Regular Season			Tackles					Miscellaneous			Postseason				
Year	**Team**	**G/S**	**TT**	**UT**	**A**	**S**	**Yds**	**FR**	**FF**	**PD**	**G/S**	**TT**	**UT**	**A**	**Spt**
1996	Colts	14/5	51	18	33	1.0	5.0	1	1	1	1/1	4	1	3	1
1997	Colts	12/0	21	7	14	0	0	0	0	0	-/-	-	-	-	-
1998	Colts	4/0	3	3	0	0	0	0	0	1	-/-	-	-	-	-
	Eagles	9/3	39	23	16	1.0	6.0	0	0	0	-/-	-	-	-	-
1999	Eagles	16/15	60	32	28	2.0	9.0	1	2	2	-/-	-	-	-	-
2000	Chiefs	16/0	27	12	15	0	0	0	0	0	-/-	-	-	-	-
2001	Jets	16/15	78	48	30	2.5	19.5	2	0	6	1/1	6	4	2	0
Totals-6 years		**87/38**	**279**	**143**	**136**	**6.5**	**39.5**	**4**	**3**	**10**	**2/2**	**10**	**5**	**5**	**1**

PRO BOWLS 96

Career Transactions

Willie McGinest was drafted by the Patriots in the first round (fourth overall) of the 1994 NFL draft … Signed by Patriots (5/17/94) … Re-signed by Patriots prior to becoming a free agent (2/19/98).

Career Highlights

★**Career GP/GS: 109/93 (10/8)**

★McGinest begins the 2002 season ranked fifth among the Patriots all-time sack leaders with 51.5 career sacks.

★McGinest has played in 109 games during his nine-year career with the Patriots and is one of only three current players who have eclipsed the 100-game mark with New England (Troy Brown, 124 and Ty Law, 103).

★McGinest finished second among Patriots defenders with six sacks in 2001. He has recorded at least six sacks in five of his eight seasons.

★McGinest earned back-to-back Miller Lite Player of the Game honors following his two sack performances against Denver (10/28) and Atlanta (11/4). He became the first Patriot to record multiple sacks in consecutive weeks since Chris Slade accomplished the feat on 9/12/93 and 9/19/93. He has recorded multiple sacks in 11 games during his career, including three in 2001.

★McGinest led the Patriots with two sacks during the 2001 postseason, including a 16 yard sack of Kurt Warner in Super Bowl XXXVI.

★He led the team in sacks in 1995 (11), 1996 (9.5), 1999 (9) and 2000 (6). His 11 sacks in 1995 were the most by a Patriot since Andre Tippett's 12.5 sacks in 1987.

★The Patriots have qualified for the playoffs in five of Willie's eight NFL seasons. He has played in 10 postseason games with New England, including eight starts and has totaled 49 tackles (33 solos), including 6.5 sacks for 40 yards.

★McGinest was voted defensive co-captain for the 2000 season by his teammates.

★McGinest finished the 2000 season tied for the Patriots lead with six sacks (with Greg Spires). It was the fourth time during his eight-year career he led the team in sacks.

★Sacked both Rob Johnson and Doug Flutie at Buffalo (12/17/00). It was one of 11 times he has recorded multiple sacks in a game during his career.

★Earned AFC Defensive Player of the Week honors in the 1999 season opener at the New York Jets (9/12/99) when he was credited with two sacks, a forced fumble and a fumble recovery. His fumble recovery was in the end zone for a touchdown in a 30-28 victory over the Jets.

★Played outside linebacker for two seasons before making the transition to defensive end in 1996 when the Patriots switched from a 3-4 to a 4-3 defense.

★He was voted to his first Pro Bowl in 1996, after his first season playing defensive end.

★In 1996, he earned AFC Defensive Player of the Month for his performances during the month of October when he combined for 21 tackles, including four sacks, one interception and three passes defensed to help the Patriots complete a 3-1 record during the month.

★Earned AFC Defensive Player of the Week for his Week Eight performance vs. Buffalo (10/27/96) when he posted seven tackles (5 solos), including a sack, had two passes defensed and returned his first career interception 46 yards for a touchdown.

★Sacked Dan Marino twice, forcing a fourth quarter fumble on the second hit vs. Miami (11/3/96) and finished the game with a season-high eight tackles.

★Recorded a career-high 11 tackles against Carolina (10/29/95).

★Sacked Dan Marino twice and forced a fumble in a 24-17 victory over Miami (11/12/95).

★Closed out the 1995 season in Pro Bowl form, recording 15 solo tackles and five sacks in the final three games of the season, including multiple sack perform-

McGINEST'S SPOTLIGHTS

★**Willie's first musical endeavor in elementary school was playing the violin, which lasted about a week.**

★**Willie actively supports the Ronald McDonald House and Charities. He is also active in the Big Brothers Association and the Boys & Girls Clubs.**

ances vs. the Jets (12/10/95) and at Indianapolis (12/23/95).

Seasonal Reviews

2001 (11/5, 3/1): Played in 11 games, including five starts and recorded 33 tackles (25 solos), two pass defenses and forced a fumble … Finished tied for second on the Patriots, along with Anthony Pleasant, with six sacks ... Recorded three multiple sack games during the season, increasing his career number to 11 … Notched two sacks in back-to-back games (at Denver, 10/28 and at Atlanta 11/4) and became the first Patriot to record multiple sacks in consecutive weeks since Chris Slade accomplished the feat (9/12/93 and 9/19/93) … Tallied 11 tackles, including two sacks during the postseason. **Denver (10/28):** Started his first game of the season and was named Patriots Miller Lite Player of the Game for his two-sack, five-tackle performance … Sacked Brian Griese for a two-yard loss and a 12-yard loss … Tackled Mike Anderson for a one-yard loss … Part of defensive front that held the Broncos to only 86 yards rushing on 29 carries (3.0 avg.). **Atlanta (11/4):** Started his second game of the season and earned his second consecutive Patriots Miller Lite Player of the Game award with five tackles, including two sacks … Led the Patriots defensive assault on the Falcons quarterbacks as seven different defenders recorded a season-high nine sacks … Sacked Chris Chandler for a two-yard loss in the first quarter and again for a five-yard loss in the third quarter. **Buffalo (11/11):** Started at left defensive end and recorded five tackles (3 solos) as the Patriots defensive limited the Bills to only 241 total yards, including 69 yards rushing … McGinest was part of an impressive four tackles for losses … Teamed with Ted Johnson to tackle Travis Henry for a one-yard loss on fourth-and-one … Took down Eric Moulds for a three-yard loss on a wide receiver screen in the third quarter … Teamed with Anthony Pleasant to tackle Henry for a two-yard loss and brought down Henry again on the following pass play for a one-yard loss. **New Orleans (11/25):** Notched four tackles, including a tackle of Ricky Williams for a one-yard loss along with Pleasant. **Carolina (1/6):** Collected four tackles, including his third multiple sack game of the season … Sacked Chris Weinke for a nine-yard loss in the second quarter … Tackled Richard Huntley on a halfback-option pass attempt for a sack and a five-yard loss in the third quarter … Forced Huntley to fumble on the play and the ball was recovered by Richard Seymour … Sack moved McGinest into fifth place on the Patriots all-time list with 51.5 career sacks. **Oakland (1/19):** Recorded one tackle and was part of defensive front that held the Raiders to just 77 yards rushing on 30 carries (2.6 avg.). **Pittsburgh (1/27):** Started at outside linebacker and tied for third with six tackles (5 solos) as the Patriots limited the Steelers to just 58 yards rushing on 22 carries (2.6 avg.) … Sacked Kordell Stewart for a two-yard loss and forced a Steelers punt … Teamed with Bobby Hamilton to tackle Jerome Bettis for a two-yard loss. **St. Louis (2/3):** Tallied four tackles (3 solos), including a 16-yard sack of Kurt Warner … Combined with Bryan Cox to tackle Marshall Faulk for a one-yard loss.

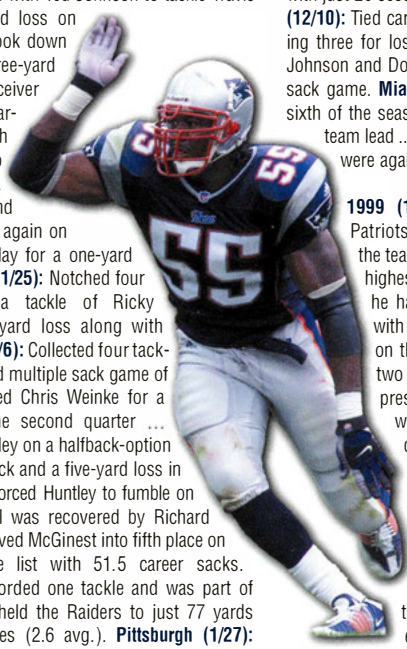

2000 (14/14): Voted defensive co-captain for 2000 season by teammates … Started in 14 games at defensive end and recorded 63 tackles (45 solos) ... Led team (along with Greg Spires) with six sacks ... It was the fourth time in his ninth year career, he led the team in sacks. **Tampa Bay (9/3):** Recorded eight tackles (7 solos) including his first sack of the season ... Sacked Shaun King on third-and-seven, deep in Buccaneers territory for 11-yard loss forcing a punt. **N.Y. Jets (9/11):** Stopped Curtis Martin for a 1-yard loss … Part of defensive unit which limited Jets rushing attack to 59 yards. **Minnesota (9/17):** Credited with five tackles (4 solos) before leaving in second quarter with injury to left leg. **Denver (10/1):** Recorded a sack and forced a fumble, which he recovered, on the fourth play of game ... The Patriots scored on their next possession and went on to score 21 of the game's first 24 points on their way to a 28-19 victory. **N.Y. Jets (10/15):** Recorded six tackles, including three for losses ... Dropped both Wayne Chrebet and Curtis Martin for 3-yard losses ... Sacked Vinny Testaverde, his third of the season. **Buffalo (11/5):** Credited with six tackles and recovered Doug Flutie's fumble, setting up Adam Vinatieri's 48-yard field goal with just 20 seconds remaining in the first half. **Chicago (12/10):** Tied career-high with eight solo tackles, including three for loss. **Buffalo (12/17):** Dropped both Rob Johnson and Doug Flutie, for his eighth career multiple sack game. **Miami (12/24):** Sacked Jay Fiedler for his sixth of the season, tying him with Greg Spires for the team lead ... Four of his six sacks during the season were against AFC East rivals.

1999 (16/16): Started every game for the Patriots for the first time in three seasons … Led the team with nine quarterback sacks, the third highest total of his career and the most since he had 9.5 in 1996 ... Finished the season with 84 total tackles, which ranked seventh on the team ... Forced one fumble and had two fumble recoveries … Applied constant pressure on opposing quarterbacks, which was critical to the success of the Patriots defense, which ranked eighth in the league overall ... It was the best ranking since 1988. **N.Y. Jets (9/12):** Earned AFC Defensive Player of the Week honors for his performance in a 30-28 victory over the Jets to open the season ... Registered six tackles, including two sacks, forced a fumble and recovered another ... Recovered a fumble,

forced by Steve Israel, in the end zone for a touchdown in the third quarter ... It was the second touchdown of his career ... His two sacks tied his career high ... It was the fifth time of his career to have recorded a pair of sacks in a game, the first since 1995 (at Indianapolis) ... His second sack gave him 32.5 for his career and moved him into a 10th place tie among the Patriots all-time sack leaders. **Indianapolis (9/19):** Recorded seven tackles to lead all defensive linemen. **N.Y. Giants (9/26):** Named defensive co-captain for the game ... Combined with Tedy Bruschi to stop Kent Graham on a fourth-and-one attempt at the Patriots 41-yard line in the third quarter ... The Patriots responded with an 11-play, 58-yard scoring drive ... Limited the Giants to 258 yards in net offense, including just 57 yards rushing. **Cleveland (10/2):** Recorded his third sack of the season when he dropped Tim Couch for a 3-yard loss ... It was the 33.5 sack of his career ... Dropped Ronnie Powell on a reverse for a 14-yard loss ... Limited the Browns to just 250 net yards, including 180 net yards passing. **Miami (10/17):** Added 1.5 sacks to his total during the Patriots hit parade on Damon Huard, who was sacked nine times in the game ... His 1.5 sacks increased his career total to 35 ... Finished the game with seven tackles (5 solos). **Denver (10/24):** Recorded a sack in his second-straight game, 5.5 for the season ... The sack was one of three tackles in the game. **Arizona (10/31):** Credited with half a sack ... Moved ahead of Garin Veris into ninth place among the Patriots all-time leading sack artists ... Registered five tackles and applied constant pressure while limiting the Cardinals to just 90 net yards passing, the lowest allowed all season. **N.Y. Jets (11/15):** Named defensive co-captain for the game and finished the game with eight tackles, including seven solo stops. **Miami (11/21):** Recorded his seventh sack of the season with another Huard sack (2.5 of those sacks were vs. Huard) ... Broke Huard's nose on the play, forcing him to the sidelines for the remainder of the game ... Finished the game with five total tackles. **Dallas (12/5):** Recorded his eighth sack of the season and helped shut down the Cowboys' rushing attack, limiting them to just 63 yards rushing on 23 carries (2.7 avg.) ... The Cowboys entered the game with the second-rated rushing attack in the NFL ... The Patriots claimed their first victory in franchise history against Dallas with a 24-23 win. **Philadelphia (12/19):** Recorded a season-high with nine total tackles against the Eagles. **Baltimore (1/2/00):** Recovered his second fumble of the season and dropped Tony Banks for his ninth sack of the season to help the Patriots close out the regular season with a 20-3 victory over the Ravens ... It was the third game of the season that the defense did not allow a touchdown.

1998 (9/8, 1/1): Started the first six games of the season before being sidelined by a nagging groin injury which kept him out of the lineup for seven of the next nine games ... Started eight of nine regular season games and the Patriots playoff game at Jacksonville (1/3/99) ... Finished the season with 24 tackles and ranked fourth on the team with 3.5 sacks ... Opened the season with five tackles in each of his first two games, including five solo stops with a sack vs. Indianapolis (9/13) ... Shared a sack vs. Tennessee (9/20) ... Extended a consecutive game sack streak to three games with a sack at New Orleans (10/4) ... Sacked Vinny Testaverde for a 9-yard loss before leaving the game with an injury vs. the Jets (10/19) ... Recorded those 3.5 sacks in the first six games of the season, a pace which would have given him 9.5 for the season, before suffering a groin injury vs. the Jets ... Listed among the Patriots inactives prior to seven games; at Miami (10/25), at Indianapolis (11/1), vs. Atlanta (11/8), vs. Miami (11/23), vs. Buffalo (11/29), at St. Louis (12/13) and vs. San Francisco (12/20) ... Returned for the season finale at the N.Y. Jets (12/27) and recorded four tackles ... Played the following week at Jacksonville (1/3/99) and provided three solo stops.

1997 (11/11, 2/2): McGinest missed five of the first six games due to injuries ... Missed the first two games of the season while rehabilitating a hamstring injury, which he suffered in the final preseason game ... Returned in Week Three, but injured his right knee and missed the next three games ... Started every game he appeared in, including both playoff games ... Finished the season with 35 total tackles, 10th on the team, including a pair of sacks ... Batted down one pass and recovered three fumbles ... Made his first start of the season vs. the Jets (9/14) ... Recorded three tackles and recovered a Neil O'Donnell fumble (forced by Chris Slade) before suffering a knee sprain in the fourth quarter which forced him to the sidelines and caused him to miss the next three games ... Returned to the starting lineup at New York Jets (10/19) ... Recorded a season-high five tackles at Minnesota, but left the game with a sprained ankle ...

SINGLE-GAME CAREER HIGHS

Regular Season		
Tackles	11	vs. Carolina (10/29/95)
Solo Tackles	8	at Chicago (12/10/00)
		vs. Buffalo (10/23/95)
Assists	6	vs. Carolina (10/29/95)
Sacks	2	at Carolina (1/6/02)
		at Atlanta (11/4/01)
		at Denver (10/28/01)
		at Buffalo (12/17/00)
		at N.Y. Jets (9/12/99)
		Miami (11/3/96)
		at Indianapolis (10/20/96)
		at Indianapolis (12/23/95)
		N.Y. Jets (12/10/95)
		at Miami (11/12/95)
		Buffalo (10/23/95)
Postseason		
Tackles	8	at Cleveland (1/1/95)
Solo Tackles	5	at Pittsburgh (1/27/02)
		at Cleveland (1/1/95)
Assists	4	at Pittsburgh (1/3/98)
Sacks	1.5	at Pittsburgh (1/3/98)
Passes Def.	3	at Cleveland (1/1/95)

PATRIOTS CAREER SACK LEADERS

Willie McGinest ranks fifth among the Patriots all-time sack leaders with 51.5 career sacks. The top 10 are listed below:

100.0 . . . Andre Tippett (1982-93)
79.5 . . . Julius Adams (1971-87)
72.5 . . . Tony McGee (1974-81)
54.0 . . . Ray Hamilton (1973-81)
51.5 . . . Willie McGinest (1994-01)
51.0 . . . Chris Slade (1993-00)
45.5 . . . Larry Eisenhauer (1961-69)
43.5 . . . Brent Williams (1986-93)
39.0 . . . Houston Antwine (1961-71)
36.0 . . . Garin Veris (1985-91)

Posted his first sack of the season when he dropped Alex Van Pelt for a loss of 8-yards at Buffalo (11/9) … Named defensive team captain vs. Miami (11/23) … Recorded his second sack of the season vs. Indianapolis (11/30) … Tied his season-high with five hits and a fumble recovery at Jacksonville (12/7) … Excelled in the playoffs, leading the Patriots with 2.5 sacks in the postseason … Ranked third with 11 tackles in two games … Registered six tackles, including 1.5 sacks in the divisional playoff game at Pittsburgh (1/3/98).

1996 (16/16, 3/3): McGinest started every game for the Patriots, including each of the playoff games, and was selected to his first Pro Bowl in his first season at defensive end ... He finished the year with 67 total tackles, fifth on the team ... He led the team for the second consecutive season with 9.5 sacks for 62.5 yards ... He grabbed his first career interception and returned it 46 yards for a touchdown in a come-from-behind victory over Buffalo (10/27) ... It was one of nine passes defensed on the year, which led all defensive lineman and ranked third on the team ... He earned AFC Defensive Player of the Month for his performances during the month of October when he combined for 21 tackles, including four sacks, one interception and three passes defensed to help the Patriots complete a 3-1 record during the month ... Registered a season-high with eight tackles (5 solos), including a pair of sacks, vs. Miami (11/3) ... Opened the season with three solo stops at Miami (9/1) and had an apparent sack and a forced fumble taken away when the play was ruled an incomplete pass ... Recorded his first sack of the season at Buffalo (9/8) and totaled four tackles in the game ... Batted away three passes, a career-high, and finished the game with three tackles vs. Jacksonville (9/22) ... Recorded seven tackles, including his second sack of the season vs. Washington (10/13) when he stripped Gus Frerotte of the ball, forcing his first fumble of the year ... Recorded a pair of fourth quarter sacks at Indianapolis (10/20), including one that forced Jim Harbaugh to leave the game with a broken nose ... Earned AFC Defensive Player of the Week for his Week 8 performance vs. Buffalo (10/27) when he posted seven tackles (5 solos), including a sack for 8 yards, had two passes defensed and returned his first career interception 46 yards for a touchdown ... Sacked Dan Marino twice, forcing a fourth quarter fumble on the second hit vs. Miami (11/3) ... Posted his eighth sack of the season in the 10th game of the year when he dropped Frank Reich for a 1-yard loss at the Jets (11/10), which capped a five-game stretch in which he dominated play, totaling 35 tackles and seven sacks ... Shared a sack with Scooter McGruder and recovered a fumble in the end zone for his second touchdown of the season at San Diego (12/1) ... Nearly scored a safety when he hit Leonard Russell in his own end zone, but was officially ruled down just across the goal line ... Credited with seven tackles, including his final sack of the season at Dallas (12/15) when he dropped Troy Aikman for a 7-yard loss ... Ranked fifth on the team during the postseason with 16 total tackles, including a sack ... Registered five tackles in each of the first two playoff games in Foxboro ... Applied continuous pressure on Mark Brunell in the AFC Championship Game victory over Jacksonville (1/12/97) ... Credited with six tackles and a sack vs. Green Bay in Super Bowl XXXI (1/26/97).

1995 (16/16): McGinest started every game for the Patriots at left outside linebacker and was selected as a Pro Bowl alternate in just his second NFL season ... Led the team and finished fifth in the AFC with 11 sacks ... His 11 sacks were the most by a Patriot since Andre Tippett's 12.5 sacks in 1987 and tied Garin Veris (1986) for fourth place among the Patriots all-time single-season sack leaders ... Finished fourth on the team with 88 total tackles, including 70 solo stops ... Recorded six passes defensed, leading all non-defensive backs in that category ... He was credited with four solo tackles, a forced fumble and a pass batted down at Atlanta (10/1) ... Recorded his first sack of the season when he dropped Denver's John Elway for a 5-yard loss (10/8) for one of his six tackles on the day ... Registered eight solo tackles, including two Jim Kelly sacks, and made a hit for a loss on fourth-and-one from the Patriots 30-yard line in a 27-14 victory vs. Buffalo (10/23) ... Followed with a career-high 11 tackles vs. Carolina (10/29), marking his first career double-digit tackle performance ... Sacked Dan Marino twice and forced a fumble in a 24-17 victory over Miami (11/12) ... He was selected the Staples Star Player of the Game for his six-tackle performance vs. Indianapolis (11/19) ... Recorded his sixth sack of the season and his third against Jim Kelly with a solo effort in a 35-25 victory at Buffalo (11/26) ... Went on a season-ending streak, recording 15 solo tackles and five sacks in the final three games of the season, including multiple sack performances vs. the Jets (12/10) and at Indianapolis (12/23).

1994 (16/7, 1/1): Started seven of the last eight regular season games and the Patriots playoff game at Cleveland (1/1/95) at left outside linebacker after platooning with Dwayne Sabb during the first half of his rookie season ... Finished the season with 43 total tackles (29 solos) and ranked third on the team with 4.5 sacks to earn All-

Rookie recognition by Pro Football Weekly and College and Pro Football Newsweekly ... Selected by the 1776 Quarterback Club as their 1994 Rookie of the Year ... Made his Patriots preseason debut vs. New Orleans (8/5) and recorded three quarterback sacks in the first three quarters before suffering a pulled hamstring ... Slowed by the injury throughout the preseason and did not win the starting OLB position until midseason ... Platooned at OLB in the season opener at Miami (9/4) ... Made an assist on a sack in the home opener vs. Buffalo's Jim Kelly (9/11), his first career sack ... Recorded his first career unassisted sack and recovered his first fumble the following week at Cincinnati (9/18) ... Made his first career start at Cleveland (11/6) and made five stops (four solos) ... Registered seven tackles the following week in the Patriots 26-20 overtime victory vs. Minnesota (11/13) ... Made eight tackles (four solos), including a sack, vs. Indianapolis (12/11) ... Made four stops and added another sack in the season finale at Chicago (12/24) in a 13-3 victory ... Posted eight tackles (five solos), a sack and knocked down three passes in the Patriots playoff game at Cleveland (1/1/95) to earn Patriots Miller Lite Player of the Game.

College

McGinest was a four-year letterman at Southern Cal (1990-93) ... Wore number 55 and carried on the legacy of the jersey established by his predecessor, All-American linebacker Junior Seau ... Earned all-conference honors three straight years and earned All-American acclaim. 1993 (Senior): A Lombardi Award finalist, he also earned *Playboy* All-American and All-Pac-10 conference honors as a senior … Started every game at weakside defensive end for the Trojans ... Finished his collegiate career with 193 tackles (134 solos), 29 sacks (171 yards), 48 tackles for loss (238 yards) and 26 passes batted away ... Registered 68 tackles (42 solos), including six sacks and 13 tackles for losses ... Caused one fumble and recovered another. 1992 (Junior): He shared the Pac-10 lead with 16 sacks ... Led the team with 23 tackles for loss (99 yards) ... Earned first-team All-Pac 10 Conference honors ... Named Southern Cal's Defensive Player of the Year ... Started all season at outside linebacker on the weak side ... Finished his junior campaign with 63 tackles (fourth on the team), nine passes defensed (second on the team) and three forced fumbles (tied for first). 1991 (Sophomore): Played in nine games, starting eight at outside linebacker as a sophomore ... Finished the season with 35 tackles (30 solos), including two sacks. 1990 (Freshman): Played in every game as a true freshman with three starts ... Was called upon to make his collegiate starting debut at the 1990 Kickoff Classic vs. Syracuse (8/31/90) ... Finished his freshman season with 27 tackles, including five sacks.

Personal

William Lee McGinest, Jr. was born the son of Willie and Joyce McGinest on Dec. 11, 1971 in Long Beach, Calif. ... He is the middle of three children … Attended Long Beach (Calif.) Polytechnic High, where he was a two-sport phenom, garnering all-state honors in football and basketball ... On the gridiron, he earned All-American recognition from Super Prep, Blue Chip and Tom Lemming magazines and was selected to countless all-star teams, earning all-city, all-state, and all-region honors as a linebacker in 1989 ... Totaled 107 tackles, including 18 sacks, two fumble recoveries, four passes defensed, including an interception, and blocked four kicks as a senior ... On the courts, he earned Long Beach Press-Telegram "Best in the West," All-CIF Southern Section and all-league honors while averaging 14 points per game during the 1989-90 season ... Received his degree in public administration at Southern Cal in 1994 ... Single.

WILLIE McGINEST

Pos: DE **Ht:** 6-5 **Wt:** 270 **Year:** 9th **Acq:** D1-94 (4th) **College:** Southern Cal **Born:** 12/11/71

Regular Season			Tackles					Interceptions					Miscellaneous							
Year	Team	G/S	TT	UT	A	S	Yds	No	Yds	Lg	TD	PD	FF	FR	Yds	TD	Blk	SpT	Sfty	TD
1994	Patriots	16/7	43	29	14	4.5	17	0	0	0	0	8	2	2	0	0	0	0	0	0
1995	Patriots	16/16	88	70	18	11	96	0	0	0	0	6	4	0	0	0	0	0	0	0
1996	Patriots	16/16	67	49	18	9.5	62.5	1	46	46t	1	9	2	2	1	1	0	0	0	2
1997	Patriots	11/11	35	25	10	2.0	14	0	0	0	0	1	0	3	0	0	0	0	0	0
1998	Patriots	9/8	24	19	5	3.5	23	0	0	0	0	1	1	0	0	0	0	0	0	0
1999	Patriots	16/16	84	70	14	9.0	59.5	0	0	0	0	2	1	2	2	1	0	0	0	1
2000	Patriots	14/14	63	45	18	6.0	39.0	0	0	0	0	1	1	2	0	0	0	0	0	0
2001	Patriots	11/5	33	25	8	6.0	35.0	0	0	0	0	2	1	0	0	0	0	0	0	0
Totals–8 years		**109/93**	**437**	**332**	**105**	**51.5**	**346**	**1**	**46**	**46t**	**1**	**30**	**12**	**11**	**3**	**2**	**0**	**0**	**0**	**3**

Postseason			Tackles					Interceptions					Miscellaneous							
Year	Team	G/S	TT	UT	A	S	Yds	No	Yds	Lg	TD	PD	FF	FR	Yds	TD	Blk	SpT	Sfty	TD
1994	Patriots	1/1	8	5	3	1	10	0	0	3	0	3	0	0	0	0	0	0	0	0
1996	Patriots	3/3	16	10	6	1	7	0	0	1	0	1	0	0	0	0	0	0	0	0
1997	Patriots	2/2	11	6	5	2.5	5	0	0	1	0	1	0	0	0	0	0	0	0	0
1998	Patriots	1/1	3	3	0	0	0	0	0	0	0	0	0	0	0	0	0	0	0	0
2001	Patriots	3/1	11	9	2	2	18	0	0	0	0	1	0	0	0	0	0	0	0	0
Totals- 5 years		**10/8**	**49**	**33**	**16**	**6.5**	**40**	**0**	**0**	**5**	**0**	**6**	**0**	**0**	**0**	**0**	**0**	**0**	**0**	**0**

McGINEST'S CAREER GAME-BY-GAME

1994 Opponent	P/S	TT	UT	A	S	/Yds	I/	Yd	PD	FF	FR	W/L	Score
09/04 at Miami	p	2	2	0	0	0	0	0	1	0	0	L	35-39
09/11 Buffalo	p	3	2	1	0.5	0.5	0	0	0	0	0	L	35-38
09/18 at Cincinnati	p	1	1	0	1	0	0	0	0	0	1	W	31-28
09/25 at Detroit	p	1	1	0	0	0	0	0	1	0	0	W	23-17
10/02 Green Bay	p	0	0	0	0	0	0	0	2	0	0	W	17-16
10/09 LA Raiders	p	0	0	0	0	0	0	0	1	0	0	L	17-21
10/16 at N.Y. Jets	p	0	0	0	0	0	0	0	0	0	0	L	17-24
10/30 Miami	p	2	1	1	0	0	0	0	0	0	0	L	3-23
11/06 at Cleveland	S	5	4	1	0	0	0	0	1	0	1	L	6-13
11/13 Minnesota	S	7	5	2	0	0	0	0	0	0	0	W	26-20
11/20 San Diego	S	3	3	0	0	0	0	0	0	0	0	W	23-17
11/27 at Indianapolis	S	3	2	1	1	13	0	0	0	1	0	W	12-10
12/04 N.Y. Jets	S	2	1	1	0	0	0	0	1	0	0	W	24-13
12/11 Indianapolis	S	8	4	4	1	0	0	0	0	0	0	W	28-18
12/18 at Buffalo	p	2	2	0	0	0	0	0	1	0	0	W	41-17
12/24 at Chicago	S	4	4	0	1	3	0	0	0	1	0	W	13-3
1994 Totals	**16/7**	**43**	**29**	**14**	**4.5/16.5**		**0**	**0**	**8**	**2**	**2**	**10-6**	
1/1/95at Cleveland	S	8	5	3	1/10	0	3	0	0	0	0	L	13-20

1995 Opponent	P/S	TT	UT	A	S	/Yds	I/	Yd	PD	FF	FR	W/L	Score
09/03 Cleveland	S	4	1	3	0	0	0	0	1	0	0	W	17-14
09/10 Miami	S	5	4	1	0	0	0	0	0	0	0	L	3-20
09/17 at 49 ers	S	4	4	0	0	0	0	0	0	0	0	L	3-28
10/01 at Atlanta	S	4	4	0	0	0	0	0	1	1	0	L	17-30
10/08 Denver	S	6	5	1	1	5	0	0	1	0	0	L	3-37
10/15 at Kansas City	S	1	1	0	0	0	0	0	0	0	0	L	6-31
10/23 Buffalo	S	8	8	0	2	15	0	0	0	0	0	W	27-14
10/29 Carolina	S	11	5	6	0	0	0	0	1	0	0	L	17-10
11/05 at N.Y. Jets	S	7	6	1	0	0	0	0	0	0	0	W	20-7
11/12 at Miami	S	6	5	1	2	16	0	0	0	1	0	W	34-17
11/19 Indianapolis	S	6	5	1	0	0	0	0	0	0	0	L	10-24
11/26 at Buffalo	S	6	4	2	1	8	0	0	0	1	0	W	35-25
12/03 New Orleans	S	5	3	2	0	0	0	0	0	0	0	L	17-31
12/10 N.Y. Jets	S	5	5	0	2	26	0	0	0	1	0	W	31-28
12/16 at Pittsburgh	S	5	5	0	1	10	0	0	2	0	0	L	27-41
12/23 at Indianapolis	S	5	5	0	2	16	0	0	0	0	0	L	7-10
1995 Totals	**16/16**	**88**	**70**	**18**	**11**	**/96**	**0**	**0**	**6**	**4**	**0**	**6-10**	

1996 Opponent	P/S	TT	UT	A	S	/Yds	I/	Yd	PD	FF	FR	W/L	Score
09/01 at Miami	S	3	3	0	0	0	0	0	0	0	0	L	10-24
09/08 at Buffalo	S	4	3	1	1	10	0	0	0	0	0	L	10-17
09/15 Arizona	S	3	1	2	0	0	0	0	1	0	0	W	31-0
09/22 Jacksonville	S	3	2	1	0	0	0	0	3	0	0	W	28-25
10/06 at Baltimore	S	2	2	0	0	0	0	0	1	0	0	W	46-38
10/13 Washington	S	7	3	4	1	4	0	0	0	1	0	L	22-27
10/20 at Indianapolis	S	5	4	1	2	12	0	0	0	0	1	W	27-9
10/27 Buffalo	S	7	5	2	1	8	1	46t	2	0	0	W	28-25
11/03 Miami	S	8	5	3	2	16	0	0	0	1	0	W	42-23
11/10 at N.Y. Jets	S	6	5	1	1	1	0	0	0	0	0	W	31-27
11/17 Denver	S	4	4	0	0	0	0	0	0	0	0	L	8-34
11/24 Indianapolis	S	1	1	0	0	0	0	0	0	0	0	W	27-13
12/01 at San Diego	S	4	3	1	0.5	/4.5	0	0	0	0	1	W	45-7
12/08 N.Y. Jets	S	0	0	0	0	0	0	0	1	0	0	W	34-10
12/15 at Dallas	S	7	6	1	1	7	0	0	0	0	0	L	6-12
12/21 at N.Y. Giants	S	3	2	1	0	0	0	0	1	0	0	W	23-22
1996 Totals	**16/16**	**67**	**49**	**189.5/62.5**			**1**	**/46**	**9**	**2**	**2**	**11-5**	
01/05 Pittsburgh	S	5	3	2	0	0	0	0	0	0	0	W	28-3
01/12 Jacksonville	S	5	3	2	0	0	0	0	1	0	0	W	20-6
01/26 Green Bay	S	6	4	2	1	7	0	0	0	0	0	L	21-35
1996 Postseason	**3/3**	**16**	**10**	**6**	**1**	**/7**	**0**	**0**	**1**	**0**	**0**	**2-1**	

1997 Opponent	P/S	TT	UT	A	S	/Yds	I/	Yd	PD	FF	FR	W/L	Score
08/31 San Diego				inactive								W	41-7
09/07 at Indianapolis				inactive								W	31-6
09/14 N.Y. Jets	S	3	2	1	-	-	-	-	-	-	1	W ot	27-24
09/21 Chicago				inactive								W	31-3
10/06 at Denver				inactive								L	13-34
10/12 Buffalo				inactive								W	33-6
10/19 at N.Y.Jets	S	1	1	0	-	-	-	-	-	-	—	L	19-24
10/27 Green Bay	S	3	1	2	-	-	-	-	-	-	1	L	10-28
11/02 at Minnesota	S	5	3	2	-	-	-	-	-	-	-	L	18-23
11/09 at Buffalo	S	3	3	0	1	8	-	-	-	-	-	W	31-10
11/16 at Tampa Bay	S	4	4	0	-	-	-	-	-	-	-	L	7-27
11/23 Miami	S	2	1	1	-	-	-	-	-	-	-	W	27-24
11/30 Indianapolis	S	3	2	1	1	6	-	-	-	-	-	W	20-17
12/07 at Jacksonville	S	5	4	1	-	-	-	-	-	-	1	W	26-20
12/13 Pittsburgh	S	4	2	2	-	-	-	-	-	-	-	L ot	21-24
12/22 at Miami	S	2	2	0	-	-	-	-	1	-	-	W	14-12
1997 Totals	**11/11**	**35**	**25**	**10**	**2**	**/14**	**0**	**0**	**1**	**0**	**3**	**10-6**	
12/28 Miami	S	5	4	1	1	5	-	-	1	-	-	W	17-3
01/03 at Pittsburgh	S	6	2	4	1.5	0	-	-	-	-	-	L	6-7
1997 Postseason	**2/2**	**11**	**6**	**5**	**2.5**	**/5**	**0**	**0**	**1**	**0**	**0**	**1-1**	

1998 Opponent	P/S	TT	UT	A	S	/Yds	I/	Yd	PD	FF	FR	W/L	Score
09/07 a Denver	S	5	3	2	-	-	-	-	-	-	-	L	21-27
09/13 Indianapolis	S	5	5	0	1	9	-	-	-	1	-	W	29-6
09/20 Tennessee	S	3	3	0	0.5	1	-	-	-	-	-	W	27-16
10/04 at New Orleans	S	1	1	0	1	4	-	-	-	-	-	W	30-27
10/11 Kansas City	S	3	1	2	-	-	-	-	1	-	-	W	40-10
10/19 N.Y. Jets	S	2	2	0	1	9	-	-	-	-	-	L	14-24
10/25 at Miami				inactive								L	9-12
11/01 at Indianapolis				inactive								W	21-16
11/08 Atlanta				inactive								L	10-41
11/15 at Buffalo	S	1	1	0	-	-	-	-	-	-	-	L	10-13
11/23 Miami				inactive								W	26-23
11/29 Buffalo				inactive								W	25-21
12/06 at Pittsburgh	P	0	0	0	-	-	-	-	-	-	-	W	23-9
12/13 at St. Louis				inactive								L	18-32
12/20 San Francisco				inactive								W	24-21
12/27 at N.Y. Jets	S	4	3	1	-	-	-	-	-	-	-	L	10-31
1998 Totals	**9/8**	**24**	**19**	**5**	**3.5**	**/23**	**0**	**0**	**1**	**1**	**0**	**9-7**	
01/03 at Jacksonville	S	3	3	0	-	-	-	-	-	-	-	L	10-25

1999 Opponent	P/S	TT	UT	A	S	/Yds	I/	Yd	PD	FF	FR	W/L	Score
09/12 at N.Y. Jets	S	6	5	1	2.0	15.0	-	-	-	1	1	W	30-28
09/19 Indianapolis	S	7	6	1	-	-	-	-	1	-	-	W	31-28
09/26 N.Y. Giants	S	4	3	1	-	-	-	-	-	-	-	W	16-14
10/03 at Cleveland	S	4	3	1	1.0	3.0	-	-	-	-	-	W	19-7
10/10 at Kansas City	S	6	5	1	-	-	-	-	-	-	-	L	14-16
10/17 Miami	S	7	5	2	1.5	7.5	-	-	-	-	-	L	30-31
10/24 Denver	S	3	3	0	1.0	1.0	-	-	-	-	-	W	24-23
10/31 at Arizona	S	5	4	1	0.5	4.0	-	-	-	-	-	W	27-3
11/15 N.Y. Jets	S	8	7	1	-	-	-	-	-	-	-	L	17-24
11/21 at Miami	S	5	4	1	1.0	11.0	-	-	1	-	-	L	17-27
11/28 at Buffalo	S	4	4	0	-	-	-	-	-	-	-	L	7-17
12/05 Dallas	S	5	4	1	1.0	7.0	-	-	-	-	-	W	13-6
12/12 at Indianapolis	S	2	2	0	-	-	-	-	-	-	-	L	15-20
12/19 at Philadelphia	S	9	7	2	-	-	-	-	-	-	-	L	9-24
12/26 Buffalo	S	4	3	1	-	-	-	-	-	-	-	Lot	10-13
01/02 Baltimore	S	5	5	0	1.0	11.0	-	-	-	-	1	W	20-3
1999 Totals	**15/15**	**84**	**70**	**14**	**9/ 59.5**		**0**	**0**	**2**	**1**	**2**	**8-8**	

2000 Opponent	P/S	TT	UT	A	S/	Yds	I/	Yds	PD	FF	FR	W/L	Score
09/03 Tampa Bay	S	8	7	1	1.0	11.0	0	0	0	0	0	L	16-21
09/11 at N.Y. Jets	S	2	1	1	0	0	0	0	0	0	0	L	19-20
09/17 Minnesota	S	5	4	1	0	0	0	0	0	0	0	L	13-21
09/24 at Miami				inactive								L	3-10
10/01 at Denver	S	5	4	1	1.0	14.0	0	0	1	1	1	W	28-19
10/08 Indianapolis	S	2	0	2	0	0	0	0	0	0	0	W	24-16
10/15 N.Y. Jets	S	6	3	3	1.0	0.0	0	0	0	0	0	L	17-34
10/22 at Indianapolis	S	0	0	0	0	0	0	0	0	0	0	L	23-30
11/05 Buffalo	S	6	6	0	0	0	0	0	0	0	1	L ot	13-16
11/12 at Cleveland				inactive								L	11-19
11/19 Cincinnati	S	4	2	2	0	0	0	0	0	0	0	W	16-13
11/23 at Detroit	S	3	2	1	0	0	0	0	0	0	0	L	9-34
12/04 Kansas City	S	5	2	3	0	0	0	0	0	0	0	W	30-24
12/10 at Chicago	S	8	8	0	0	0	0	0	0	0	0	L	17-24
12/17 at Buffalo	S	4	3	1	2.0	14.0	0	0	0	0	0	W ot	13-10
12/24 Miami	S	5	3	2	1.0	0.0	0	0	0	0	0	L	24-27
2000 Totals	**14/14**	**63**	**45**	**186.0/39.0**			**0**	**0**	**1**	**1**	**2**	**5-11**	

2001 Opponent	P/S	TT	UT	A	S	Yds	Int	Yds	PD	FF	FR	W/L	Score
09/09 at Cincinnati	p	0	0	0	0	0	0	0	0	0	0	L	17-23
09/23 NY Jets				inactive								L	3-10
09/30 Indianapolis	p	2	1	1	0	0	0	0	0	0	0	W	44-13
10/07 at Miami				inactive								L	10-30
10/14 San Diego	p	3	1	2	0	0	0	0	0	0	0	W ot	29-26
10/21 at Indianapolis	p	1	1	0	0	0	0	0	0	0	0	W	38-17
10/28 at Denver	S	5	5	0	2	14	0	0	1	0	0	L	20-31
11/04 at Atlanta	S	5	5	0	2	7	0	0	0	0	0	W	24-10
11/11 Buffalo	S	5	3	2	0	0	0	0	0	0	0	W	21-11
11/21 St. Louis	S	3	3	0	0	0	0	0	1	0	0	L	17-24
11/28 New Orleans	S	4	1	3	0	0	0	0	0	0	0	W	34-17
12/02 at NY Jets				inactive								W	17-16
12/09 Cleveland				inactive								W	27-16
12/16 at Buffalo				inactive								W ot	12-9
12/22 Miami	p	1	1	0	0	0	0	0	0	0	0	W	20-13
01/06 at Carolina	p	4	4	0	2	14	0	0	0	1	0	W	38-6
2001 Totals	**11/5**	**33**	**25**	**8**	**6.0**	**35**	**0**	**0**	**2**	**1**	**0**	**11-5**	
01/19 Oakland	p	1	1	0	0	0	0	0	0	0	0	W ot	16-13
01/27 at Pittsburgh	S	6	5	1	1	2.0	0	0	1	0	0	W	24-17
02/03 St. Louis	p	4	3	1	1	16.0	0	0	0	0	0	W	20-17
2001 Postseason	**3/1**	**11**	**9**	**2**	**2**	**18.0**	**0**	**0**	**1**	**0**	**0**	**3-0**	

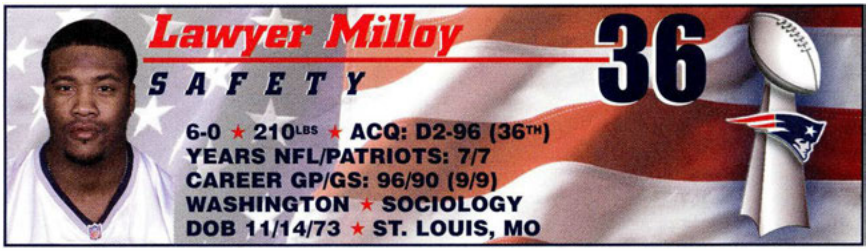

PRO BOWLS 98 99 01

Career Transactions

Lawyer Milloy was drafted by the Patriots in the second round (36th player selected) of the 1996 NFL draft ... Signed by Patriots (6/5/96) ... Signed a seven-year contract extension on Feb. 10, 2000.

Career Highlights

★**Career GP/GS: 96/90 (9/9)**

★Voted defensive co-captain for the 2001 season by his teammates and led the team with 113 tackles. It was the fifth consecutive season he eclipsed the 100-tackle mark.

★Led a defensive unit that limited opponents to just 272 points in 2001 (17.0 per game). It ranked third in franchise history and was the lowest since 1977.

★For the past four seasons, Milloy has led the Patriots in tackles with 151 in 1998, 173 in 1999, 121 in 2000 and 113 in 2001. In 1999, he also led the team with four interceptions.

★Earned his third trip to the Pro Bowl following the 2001 season. He trails only Hall of Fame cornerback Mike Haynes (six) for most Pro Bowl appearances by a Patriots defensive back.

★He amassed a career-high three sacks during the 2001 season.

★He snared two interceptions in 2001 and moved into 11th place on the Patriots all-time list with 19. He trails Don Webb, who ranks 10th with 21.

★He has played in all 96 games during his six-year career, including 90 consecutive starts. It is the longest active streak on the team.

★He delivered a devastating block which allowed punt returner Troy Brown to run untouched for an 85-yard punt return for a touchdown vs. Cleveland (12/9/01).

★Intercepted a Kordell Stewart pass late in the fourth quarter of the 2001 AFC Championship game to help seal the Patriots 24-17 victory.

★He has totaled 755 tackles during his six-year career, at an average of 126 per season.

★Led the team with six double-digit tackle performances during the 2000 season.

★Also led the team with four forced fumbles in 2000, the highest single-season total since Willie McGinest recorded four in 1995.

★Voted to his first Pro Bowl following the 1998 season. He was the first Patriot safety voted to the Pro Bowl since Fred Marion in 1985.

★Closed out a memorable '98 seaon with 27 tackles in the final two games, including a career-high 16 vs. San Francisco (12/20/98).

★In 1997, Milloy totaled 112 tackles, second on the team behind Ted Johnson. He became the first Patriots defensive back to amass over 100 tackles in a season since Fred Marion led the team with 119 tackles in 1990.

★Intercepted passes in each of the last two regular season games in 1997. His interception vs. Pittsburgh (12/13/97) set up a Patriots touchdown. His interception in the season finale at Miami (12/22/97) was his first off future Hall of Fame QB Dan Marino.

★Milloy led the team with 12 tackles vs. Denver (11/17/96). He also intercepted his first career pass, which he returned for 14 yards and was selected as the Miller Lite Player of the Game for his performance.

★Made his NFL starting debut two weeks later at Indianapolis (10/20/96). Posted eight tackles (5 solos) and forced his first career fumble.

★Earned all-rookie honors by *College & Pro Football Newsweekly*, *Football News* and *Pro Football Weekly*.

MILLOY'S SPOTLIGHTS

★**Lawyer was a two-sport collegiate athlete, lettering in football and baseball at Washington. He played centerfield.**

★**In 1995, Lawyer played on a Washington team that played Georgia Tech in the College World Series regional finals. That team featured current Red Sox Jason Varitek and Nomar Garciaparra. In one game, Lawyer stole third on Varitek.**

★**On Mother's Day 1996, Lawyer bought his mom a new house.**

Seasonal Reviews

2001 (16/16, 3/3): Voted defensive co-captain for the 2001 season by his teammates … Started all 16 regular season games at strong safety and has started 90 consecutive games dating back to his rookie season in 1996, the longest such active streak on the team … Milloy led the Patriots with 113 tackles (77 solos), including a career-high three sacks and recovered a fumble … Intercepted two passes and recorded four pass defenses … Voted first team All-AFC team by *Pro Football Weekly*, *CNNSI* and *Football Digest* … Led the team or was tied for the team lead in tackles during nine games … Totaled 15 tackles (10 solos), including an interception during the postseason. **Miami (10/7):** Recorded a game-high nine tackles (7 solos) and was part of a Patriots secondary that held the Dolphins to only 87 yards passing. **San Diego (10/14):** Collected a team-high nine tackles (7 solos) including his first sack of the season when he brought down Doug Flutie for a 12-yard loss. **Indianapolis (10/21):** Amassed a game-high 10 tackles (9 solos) in the Patriots 38-17 victory. **Atlanta (11/4):** Led team with six tackles, including his second sack of the season when he brought down Michael Vick for a seven-yard loss in the Patriots 24-10 victory over the Falcons. **New Orleans (11/25):** Tied a season-high with a team-high 10 tackles … Recorded his first interception of the season and the 17th of his career when he caught an Aaron Brooks pass in the end zone … Credited with a pass defense when he tipped a Brooks pass that was intercepted by Anthony Pleasant. **Cleveland (12/9):** Credited with nine tackles as the Patriots defense limited the Browns to only 277 total yards, including 50 yards rushing … Teamed with Mike Vrabel to sack Tim Couch for a nine-yard loss … Delivered a devastating block on a Troy Brown 85-yard punt return for a touchdown … Recovered a Dennis Northcutt fumble caused by Tebucky Jones in the fourth quarter. **Buffalo (12/16):** Registered a game-high eight tackles (7 solos) in the Patriots 12-9 overtime victory over the Bills … Intercepted an Alex Van Pelt pass and returned it 21 yards. **Miami (12/22):** Tied Tedy Bruschi for a team-high seven tackles as the Patriots defense held the Dolphins to just 58 yards rushing on 19 carries (3.1 avg.) … Eclipsed the 100-tackle plateau for the fifth-straight season. **Carolina (1/6):** Amassed a team-high seven tackles (6 solos) in the Patriots 38-6 victory. **Oakland (1/19):** Recorded five tackles and was part of defensive effort that held the Raiders to just 77 yards rushing on 30 carries (2.6 avg.) in the Patriots 16-13 overtime victory. **Pittsburgh (1/27):** Intercepted a Kordell Stewart pass late in the fourth quarter to help seal the Patriots 24-17 victory … Registered three tackles and helped limit the Steelers to just 58 yards rushing on 22 carries (2.6 avg.). **St. Louis (2/3):** Credited with seven tackles (6 solos) and led the team with three pass defended in the Patriots 20-17 victory in Super Bowl XXXVI.

2000 (16/16): Voted defensive co-captain for the 2000 season by teammates … Started all 16 games at strong safety and led the team with 121 tackles (90 solos) ... It was his fourth consecutive season over 100 tackels and his third leading the team in tackles ... Led the team with four forced fumbles, the highest-single season total since Willie McGinest had four in 1995 ... Tied for the team lead with two interceptions. **Tampa Bay (9/3):** Delivered key block to get Troy Brown loose for 66-yard punt return for touchdown. **N.Y. Jets (9/11):** Part of defensive unit which limited Jets rushing attack to just 59 yards. **Minnesota (9/17):** Finished second on team with 11 tackles (nine solos) as the Patriots held the Vikings to only 161 passing yards, their second-lowest total of the season … Forced a Robert Smith fumble, which Greg Spires recovered … On next Vikings possession, he intercepted Daunte Culpepper, his first of the season. **Miami (9/24):** Led the team in tackles with 11 and was named Patriots Miller Lite Player of the Game … Spearheaded the Patriots defense which limited the Dolphins to 242 yards, the lowest total they allowed in 2000 ... Also credited with a forced fumble (Ted Johnson recovered), when he popped ball loose from clutches of Bert Emanuel. **N.Y. Jets (10/15):** Eclipsed the double-digit mark for the third time in 2000 with a team-high 12 tackles (9 solos). **Indianapolis (10/22):** Led team with nine tackles (7 solos) ... Forced Edgerrin James to fumble (Henry Thomas recovered) and the offense converted the turnover into an Adam Vinatieri 28-yard field goal. **Cincinnati (11/19):** Led team with 14 tackles (10 solos) and recorded two Bengal turnovers which resulted in 10 Patriots points in their 16-13 win … Forced Brandon Bennett to fumble (Otis Smith recovered) and the Patriots converted it into a touchdown …



Intercepted Scott Mitchell's pass which led to Adam Vinatieri's 21-yard field goal … His interception was the 17th of his career, moving him into a tie for 12th place on the team's all-time list with Steve Nelson and Tim Fox. **Chicago (12/10):** Shared team lead with Chad Eaton with 12 tackles (11 solos). **Miami (12/24):** Recorded double-digit tackles for the sixth time in 2000, leading the team with 12 tackles (7 solos).

1999 (16/16): Voted defensive co-captain for the 1999 season by his teammates ... Started every game for the Patriots at strong safety, extending his streak to 58 consecutive starts ... Led the team in tackles for the second consecutive year, finishing with 173 total tackles ... It was his third consecutive season in which he has totaled more than 100 tackles ... Voted to his second consecutive Pro Bowl as an AFC starter and recorded three tackles in that game ... Led the team with four interceptions ... His season totals included 112 solo tackles, 61 assists, two sacks, 10 passes defensed, three forced fumbles and two fumble recoveries ... Led the team in tackles in seven of the 16 games ... Spirited a defensive unit which was ranked eighth in the league, seventh against the pass ... It was the highest rated defense by a Patriots team since 1988. N.Y. Jets (9/12): Intercepted a Vinny Testaverde pass in the second quarter of the season-opening game, his 12th career interception ... The turnover led to a touchdown in a 30-28 come-from-behind victory over the Jets ... Shared the team lead with 14 tackles, including nine solo stops. N.Y. Giants (9/26): Led the team with 12 tackles while limiting the Giants to just 57 yards rushing, the fewest rushing yards allowed all season ... The Giants netted just 258 total yards and the Patriots improved to 3-0 with a 16-14 victory. Cleveland (10/2): Recorded his first sack of the season, the third of his career, when he dropped Tim Couch for a 7-yard loss on a safety blitz ... Helped limit the Browns to just 70 yards rushing, 250 total net yards, as the Patriots improved to 4-0 for the second time in three years with a 19-7 victory over the Browns. Kansas City (10/10): Led the team with a season high 16 tackles, tying his individual career high (San Francisco 12/20/98) ... Intercepted his second pass of the season, the 13th of his career, when he picked off Elvis Grbac in the second quarter ... The interception moved him into a 19th-place tie with Willie Clay among all-time franchise leaders ... Recovered a Tony Gonzalez fumble, forced by Kato Serwanga, to end a Chiefs scoring threat just before the half. Denver (10/24): Named defensive co-captain for the game and led the team with 14 tackles, including nine solo stops ... Helped the Patriots score a 24-23 victory, their first in the series since 1980. Arizona (10/31): Limited the Cardinals to just 90 net yards passing and 166 total offensive yards as they delivered a 27-3 pounding ... It was the Patriots biggest win of the season. N.Y. Jets (11/15): Intercepted his third pass of the season in the fourth quarter ... It was the 14th interception of his career, which moved him ahead of Willie Clay into 19th place in franchise history ... Added another dozen tackles to his team-leading total. Buffalo (11/28): Held the Bills rushing attack to just 2.6 yards per carry (92 total yards) ... Led the Patriots once again with 12 tackles in the game. Dallas (12/5): Helped the Patriots shut down the Cowboys rushing attack, which was rated second in the league entering the game, limiting them to just 63 yards on 23 carries (2.7 yards per carry) ... Helped the Patriots score a 13-6 victory, their first in the series in franchise history ... It was the second game of the season that the Patriots defense did not allow a touchdown. Indianapolis (12/12): Recovered his second fumble of the season on a mishandled snap in the fourth quarter vs. the Colts. Philadelphia (12/19): Credited with 12 tackles ... It was the seventh game of the season that he had at least 12 tackles in a game. Buffalo (12/26): Named defensive co-captain for the game and made 13 total tackles. Baltimore (1/2/00): Tied his season and career-high with 16 tackles in the season finale, including his second sack of the season ... Intercepted his fourth pass of the year (Stoney Case) at the goal line late in the game to preserve the Patriots 20-3 victory ... It was the third game of the season in which the defense did not allow a touchdown.

1998 (16/16, 1/1): Started every game at strong safety, one of just seven Patriots to start every game in 1998, extending his consecutive game streak to 42 (48 including playoff games) … Led the team in tackles with a career-high 151 stops (100 solos) and finished the season with a career-high six interceptions, second on the team … Voted to his first Pro

SINGLE-GAME CAREER HIGHS

Regular Season

Tackles:	16	Baltimore (1/2/00) at Kansas City (10/10/99) San Francisco (12/20/98)
Solo Tackles:	12	Baltimore (1/2/00)
Assists:	8	Buffalo (12/26/99)
Sacks:	1	Five Times Most Recent at Atlanta (11/4/01)
Interceptions:	2	at Indianapolis (11/1/98)
Pass Defensed:	4	Kansas City(10/11/98)

Postseason

Tackles:	10	at Pittsburgh (1/3/98)
Solo Tackles:	8	at Jacksonville (1/3/99)
Assists:	4	Green Bay (1/26/97)
Interceptions:	1	at Pittsburgh (1/27/02) Pittsburgh (1/5/97)
Pass Defensed:	3	vs. St. Louis (2/3/02)

Bowl, the first Patriot safety voted to the Pro Bowl since 1985 ... Received numerous postseason accolades, including Associated Press second-team All-Pro honors ... He was also named to the Pro Football Weekly's All-AFC Team, Football News' All-AFC Team and was a Football Digest second-team All-Pro ... Recorded seven double-digit tackle outings, including a career-high 16 tackles in a victory over San Francisco (12/20) ... Scored the first touchdown of his career on a 30-yard interception return vs. Tennessee (9/20) to help the Patriots to a 27-16 victory ... Kept opponents under 200 passing yards in seven of the 16 regular season games ... Helped form a defensive effort that limited Kansas City (10/11) to a season-low 120 yards passing, as the Patriots cruised to a 40-10 victory ... He opened the season with 10 tackles (7 solos) and a pass defensed at Denver (9/7) ... Recorded a dozen stops and intercepted a Steve McNair pass at the 30-yard line and returned it for a touchdown vs. the Oilers (9/20), his first career touchdown ... Added another dozen stops in a 30-27 victory at New Orleans (10/4) ... Led the team with 12 tackles , including his only sack of the season, vs. the New York Jets (10/19) ... Dropped Vinny Testaverde for an 8-yard loss on the sack, the second of his career and the first since his rookie year ... His only other sack was for a 7-yard loss vs. the Jets (12/8/96) ... Intercepted his second pass of the season off Elvis Grbac in a 40-10 thrashing of Kansas City (10/11) ... Named AFC Defensive Player of the Week after he led the team with 12 tackles and intercepted a pair of Peyton Manning passes, which he returned for 24 yards, in a 21-16 victory over the Colts (11/1) ... The two interceptions gave him four for the year, eclipsing his career-high of three interceptions in 1997 ... Posted 13 tackles and intercepted his fifth pass of the season at Buffalo (11/15) ... Led the team and recorded a career-high 16 tackles in a 24-21 victory over San Francisco (12/20) ... Closed out a stellar season with 11 tackles and intercepted his sixth pass of the season at New York vs. the Jets (12/27) ... His six interceptions eclipsed his career total of five interceptions in his first two seasons ... Led the team with eight solo tackles in the Patriots playoff game at Jacksonville (1/3/99).

1997 (16/16, 2/2): Started every game for the Patriots at strong safety ... Established a career-high with 112 tackles (82 solos) and three interceptions ... Finished second in total tackles to MLB Ted Johnson (127) ... He became the first Patriots defensive back to amass over 100 tackles in a season since Fred Marion led the team with 119 tackles in 1990 ... His 14 tackles in the postseason were second to Johnson's 15 ... Tied a career-high with 12 tackles in back-to-back games at Tampa Bay (11/16) and vs. Miami (11/23) ... Opened the season with seven unassisted tackles and recovered a fumble (forced by Tedy Bruschi) vs. San Diego (8/31) ... Posted seven hits vs. the Jets (9/14) ... Recorded his first double-digit tackle total of the season with 10 tackles at Denver (10/6) ... Intercepted his first pass of the season vs. Buffalo (10/12) ... Forced his first fumble of the year with a crushing hit on Jets TE Kyle Brady, who fumbled out of bounds and finished with seven tackles at the Jets (10/19) ... Finished second on the team with 10 tackles vs. Green Bay (10/27) ... Led the team in tackles and forced his second fumble of the season at Minnesota (11/2) ... Earned defensive team captain honors the following week and posted five tackles at Buffalo (11/9) ... Recovered a fumble and finished second on the team with 12 tackles at Tampa Bay (11/16) ... Equaled that tackle total the following week vs. Miami (11/23) ... Intercepted passes in each of the last two games of the regular season ... His interception vs. Pittsburgh (12/13) set up a Patriots touchdown ... His interception in the season finale at Miami (12/22) was his first off Dan Marino ... Led the team with 10 tackles in the divisional playoff game at Pittsburgh (1/3/98) and ranked second on the team in the postseason with 14 stops.

1996 (16/10, 3/3): Milloy made a big impact on the Patriots secondary as a rookie ... He played in every game as a rookie, starting the final 13 games of the season, including each of the Patriots three playoff games ... Ranked third on the team in tackles with 85 defensive stops (55 solos), including a sack ... Batted away eight passes, including two interceptions which he returned for 14 yards ... Forced two fumbles and made one recovery ... Added two special teams tackles ... Ranked fourth on the team with 20 tackles and was one of just three Patriots to record an interception in the postseason ... Led the team in tackles in five games during the season ... Earned all-rookie honors by College & Pro Football Newsweekly, Football News and Pro Football Weekly ... Saw action on special teams in his NFL debut at Miami (9/1), but did not record a tackle ... Recorded his first career tackle in a 31-0 victory over Arizona



(9/15) and finished the game with five stops ... Finished second on the team with five stops the following week in reserve duty vs. Jacksonville (9/22) ... Tied for the team lead with eight defensive tackles at Baltimore (10/6) ... Made his NFL starting debut two weeks later at Indianapolis (10/20) and posted eight tackles (5 solos) and forced his first career fumble ...Led the team with 10 tackles vs. Miami (11/3) and forced his second fumble of the season, jarring the ball from Karim Abdul-Jabbar ... Led the team with 10 tackles the following week at the Jets (11/10) ... Led the team and recorded a season-high with 12 tackles vs. Denver (11/17) ... Also intercepted his first career pass, which he returned for 14 yards and was selected as the Miller Lite Player of the Game for his performance ... Led the team for the fourth consecutive week with nine tackles vs. Indianapolis (11/24) and recovered his first career fumble ... Intercepted his second pass of the year at San Diego (12/1) ... Recorded his first career sack when he blitzed the Jets' Glenn Foley and dropped him for a 7-yard loss (12/8) ... Made five hits in the season finale at the Giants (12/21) ... Intercepted a Mike Tomczak pass in the third quarter and posted five hits vs. Pittsburgh (1/5/97) in the divisional playoff game ... Made seven stops vs. Jacksonville (1/12/97) ... Ranked third on the team with eight tackles vs. Green Bay in Super Bowl XXXI.

College

Milloy was one of the dominant defenders in the Pac-10 as a junior, while earning Parade All-American honors ... He is a tremendous athlete who was also drafted by the Cleveland Indians and Detroit Tigers. 1995 (Junior): Earned first-team All-American honors by Associated Press, Walter Camp, UPI, the American Football Coaches Association, the Football Writers Association and the Football News ... Was a finalist for the Jim Thorpe Award- the award given annually to the nation's best defensive back ... Earned first-team All Pac-10 honors ... Started all year at free safety and led the team in tackles for the second consecutive season with 115 stops (63 solos) ... Forced three fumbles, recovered one, intercepted one pass and returned 15 yards ... A broken bone in his left big toe required surgical repair and caused the All-American to miss the Huskies bowl game victory over Iowa. 1994 (Sophomore): Milloy was the only sophomore in the Pac-10 to earn all-conference honors ... Led the team and finished third in the Pac-10 with 106 tackles (67 solos), including three for losses ... became the first Husky defensive back to lead the team in tackles since Tony Bonwell recorded 142 tackles in 1972 ... Also credited with an interception, two forced fumbles and one recovery. 1993 (Freshman): Played in 10 games with two starts and totaled 28 tackles (14 solos) ... Credited with three passes defensed, including two interceptions. 1992 (Redshirt): Red-shirted as a freshman after suffering a broken foot in fall drills.

Personal

Lawyer Milloy was born the son of Mae and Larry Milloy on Nov. 14, 1973 in St. Louis, Mo. ... Attended Lincoln High in Tacoma, Wash. and excelled in football, baseball and basketball ... Earned Parade All-American honors his senior year after rushing for 1,056 yards and 15 touchdowns as a tailback and intercepting seven passes as a safety ... Received six votes in the *Long Beach Press-Telegram's* "Best of the West" poll ... Was a three-time All-Narrows League choice and was considered the top prep prospect in the state his senior year ... Was drafted by the Cleveland Indians as a pitching prospect out of high school and lettered three seasons in baseball at the University of Washington ... Drafted by the Detroit Tigers in the 19th round of the 1995 MLB draft ... Lawyer has two daughters, Amirah and Kiara.

LAWYER MILLOY

Pos: S **Ht:** 6-0 **Wt:** 210 **Year:** 7th **Acq:** D2-96 (36th) **College:** Washington **Born:** 11/14/73

Regular Season			Tackles					Interceptions						Miscellaneous						
Year	Team	G/S	TT	UT	A	S	Yds	No	Yds	Avg	Lg	TD	PD	FF	FR	Blk	SpT	Sfty	TD	Pts
1996	Patriots	16/10	85	55	30	1	7	2	14	7.0	14	0	8	2	1	0	2	0	0	0
1997	Patriots	16/16	112	82	30	0	0	3	15	5.0	15	0	11	2	2	0	1	0	0	0
1998	Patriots	16/16	151	100	51	1	8	6	54	9.0	30t	1	21	1	1	0	0	0	1	6
1999	Patriots	16/16	173	112	61	2	17	4	17	4.3	17	0	10	3	2	0	0	0	0	0
2000	Patriots	16/16	121	90	31	0	0	2	2	1.0	2	0	6	4	0	0	0	0	0	0
2001	Patriots	16/16	113	77	36	3	24.5	2	21	10.5	21	0	4	0	1	0	0	0	0	0
Totals-6 Years		**96/90**	**755**	**516**	**239**	**7**	**56.5**	**19**	**123**	**6.5**	**30t**	**1**	**60**	**12**	**7**	**0**	**3**	**0**	**1**	**6**

Postseason			Tackles					Interceptions						Miscellaneous						
Year	Team	G/S	TT	UT	A	S	Yds	No	Yds	Avg	Lg	TD	PD	FF	FR	Blk	SpT	Sfty	TD	Pts
1996	Patriots	3/3	20	13	7	0	0	1	0	0.0	0	0	1	0	0	0	0	0	0	0
1997	Patriots	2/2	14	9	5	0	0	0	0	--	0	0	2	0	0	0	0	0	0	0
1998	Patriots	1/1	8	8	0	0	0	0	0	--	0	0	0	0	0	0	0	0	0	0
2001	Patriots	3/3	15	10	5	0	0	1	11	11.0	11	0	4	0	0	0	0	0	0	0
Totals-4 years		**9/9**	**57**	**40**	**17**	**0**	**0**	**2**	**11**	**6.5**	**11**	**0**	**7**	**0**	**0**	**0**	**0**	**0**	**0**	**0**

MILLOY'S CAREER GAME-BY-GAME

1996 Opponent	P/S	TT	UT	A	S/	Yds	I/Yds	PO	FF	FR	W/L	Score
09/01 at Miami	p	0	0	0	-	-	-	-	-	-	L	10-24
09/08 at Buffalo	p	0	0	0	-	-	-	-	-	-	L	10-17
09/15 Arizona	p	5	2	3	-	-	-	-	-	-	W	31-0
09/22 Jacksonville	p	5	2	3	-	-	-	-	-	-	W	28-25
10/06 at Baltimore	p	8	8	0	-	-	-	-	-	-	W	46-38
10/13 Washington	p	2	1	1	-	-	-	-	-	-	L	22-27
10/20 at Indianapolis	S	8	5	3	-	-	-	-	1	-	W	27-9
10/27 Buffalo	S	3	1	2	-	-	-	1	-	-	W	28-25
11/03 Miami	S	10	6	4	-	-	-	-	1	-	W	42-23
11/10 at N.Y. Jets	S	10	7	3	-	-	-	-	-	-	W	31-27
11/17 Denver	S	12	7	5	-	-	1	14	2	-	L	8-34
11/24 Indianapolis	S	9	4	5	-	-	-	2	-	1	W	27-13
12/01 at San Diego	S	1	1	0	-	-	1	0	1	-	W	45-7
12/08 N.Y. Jets	S	3	3	0	1	7	-	-	1	-	W	24-10
12/15 at Dallas	S	4	4	0	-	-	-	-	-	-	L	6-12
12/21 at N.Y. Giants	S	5	4	1	-	-	-	-	1	-	W	23-22
1996 Totals	**16/10**	**85**	**55**	**30**	**1**	**7**	**2**	**14**	**8**	**2**	**1**	**11-5**
01/05 Pittsburgh	S	5	4	1	-	-	1	0	1	-	-	W 28-3
01/12 Jacksonville	S	7	5	2	-	-	-	-	-	-	-	W 20-6
01/26 Green Bay	S	8	4	4	-	-	-	-	-	-	-	L 21-35
1996 Postseason		**3/3**	**20**	**13**	**7**	**0**	**0**	**1**	**0**	**1**	**0**	**0** **2-1**

1997 Opponent	P/S	TT	UT	A	S/	Yds	I/Yds	PD	FF	FR	W/L	Score
08/31 San Diego	S	7	7	0	-	-	-	-	-	1	W	41-7
09/07 at Indianapolis	S	2	2	0	-	-	-	1	-	-	W	31-6
09/14 N.Y. Jets	S	7	6	1	-	-	-	-	-	-	W	ot 27-24
09/21 Chicago	S	3	2	1	-	-	-	-	-	-	W	31-3
10/06 at Denver	S	10	6	4	-	-	-	-	-	-	L	13-34
10/12 Buffalo	S	3	2	1	-	-	1	0	1	-	-	W 33-6
10/19 at N.Y. Jets	S	7	5	2	-	-	-	-	2	1	-	L 19-24
10/27 Green Bay	S	10	6	4	-	-	-	-	-	-	-	L 10-28
11/02 at Minnesota	S	10	7	3	-	-	-	-	-	1	-	L 18-23
11/09 at Buffalo	S	5	4	1	-	-	-	-	-	-	-	W 31-10
11/16 at Tampa Bay	S	12	8	4	-	-	-	-	1	-	1	L 7-27
11/23 Miami	S	12	10	2	-	-	-	-	1	-	-	W 27-24
11/30 Indianapolis	S	6	3	3	-	-	-	-	2	-	-	W 20-17
12/07 at Jacksonville	S	8	6	2	-	-	-	-	1	-	-	W 26-20
12/13 Pittsburgh	S	6	4	2	-	-	1	15	1	-	-	Lot 21-24
12/22 at Miami	S	4	4	0	-	-	1	0	1	-	-	W 14-12
1997 Totals	**16/16**	**112**	**82**	**30**	**0**	**0**	**3**	**15**	**11**	**2**	**2**	**10-6**
12/28 Miami	S	4	2	2	-	-	-	-	-	-	-	W 17-3
01/03 at Pittsburgh	S	10	7	3	-	-	-	-	2	-	-	L 6-7
1997 Postseason	**2/2**	**14**	**9**	**5**	**0**	**0**	**0**	**0**	**2**	**0**	**0**	**1-1**

1998 Opponent	P/S	TT	UT	A	S/	Yds	I/ Yds	PD	FF	FR	W/L	Score
09/7 at Denver	S	10	7	3	-	-	-	1	-	-	L	21-27
09/13 Indianapolis	S	8	4	4	-	-	-	-	-	-	W	29-6
09/20 Tennessee	S	12	6	6	-	-	1	30	1	-	-	W 27-16
10/04 at New Orleans	S	12	8	4	-	-	-	-	1	-	-	W 30-27
10/11 Kansas City	S	7	4	3	-	-	1	0	4	1	-	W 40-10
10/19 N.Y. Jets	S	12	9	3	1	8	-	-	-	-	-	L 14-24
10/25 at Miami	S	4	4	0	-	-	-	-	-	-	-	L 9-12
11/01 at Indianapolis	S	12	8	4	-	-	2	24	3	-	-	W 21-16
11/08 Atlanta	S	7	6	1	-	-	-	-	1	-	-	L 10-41
11/15 at Buffalo	S	13	7	6	-	-	1	0	3	-	-	L 10-13
11/23 Miami	S	9	4	5	-	-	-	-	2	-	-	W 26-23
11/29 Buffalo	S	5	4	1	-	-	-	-	1	-	-	W 25-21
12/06 at Pittsburgh	S	5	5	0	-	-	-	-	-	-	1	W 23-9
12/13 at St. Louis	S	8	7	1	-	-	-	-	1	-	-	L 18-32
12/20 San Francisco	S	16	11	5	-	-	-	-	-	-	-	W 24-21
12/27 at N.Y. Jets	S	11	6	5	-	-	1	0	3	-	-	L 10-31
1998 Totals	**16/16**	**151**	**100**	**51**	**1**	**8**	**6**	**54**	**21**	**1**	**1**	**9-7**
01/03 at Jacksonville	S	8	8	0	-	-	-	-	-	-	-	L 10-25

1999 Opponent	P/S	TT	UT	A	S/	Yds	I/Yds	PO	FF	FR	W/L	Score
09/12 at N.Y. Jets	S	14	9	5	-	-	1	0	3	-	-	W 30-28
09/19 Indianapolis	S	8	5	3	-	-	-	-	-	-	-	W 31-28
09/26 N.Y. Giants	S	12	9	3	-	-	-	-	-	-	-	W 16-14
10/03 at Cleveland	S	8	7	1	1	7	-	-	-	-	-	W 19-7
10/10 at Kansas City	S	16	11	5	-	-	1	0	1	1	1	L 14-16
10/17 Miami	S	12	8	4	-	-	-	-	1	-	-	L 30-31
10/24 Denver	S	14	9	5	-	-	-	-	1	-	-	W 24-23
10/31 at Arizona	S	4	2	2	-	-	-	-	-	-	-	W 27-3
11/15 N.Y. Jets	S	12	9	3	-	-	1	17	1	1	-	L 17-24
11/21 at Miami	S	12	8	4	-	-	-	-	-	1	-	L 17-27
11/28 at Buffalo	S	9	6	3	-	-	-	-	-	-	-	L 7-17
12/05 Dallas	S	5	2	3	-	-	-	-	1	-	-	L 13-6
12/12 at Indianapolis	S	6	3	3	-	-	-	-	-	-	1	L 15-20
12/19 at Philadelphia	S	12	7	5	-	-	-	-	-	-	-	L 9-24
12/26 Buffalo	S	13	5	8	-	-	-	-	-	-	-	L ot10-13
01/02 Baltimore	S	16	12	4	1	10	1	0	2	-	-	L 20-3
1999 Totals	**16/16**	**173**	**112**	**61**	**2**	**17**	**4**	**17**	**10**	**3**	**2**	**8-8**

2000 Opponent	P/S	TT	UT	A	S	/Yds	I/ Yds	PD	FF	FR	W/L	Score
09/03 Tampa Bay	S	5	3	2	0	0	0	0	0	0	L	16-21
09/11 at N.Y. Jets	S	1	0	1	0	0	0	0	0	0	L	19-20
09/17 Minnesota	S	11	9	2	0	0	1	0	1	1	0	L 13-21
09/24 at Miami	S	11	8	3	0	0	0	0	1	0	L	3-10
10/01 at Denver	S	5	5	0	0	0	0	1	0	0	W	28-19
10/08 Indianapolis	S	7	6	1	0	0	0	0	0	0	W	24-16
10/15 N.Y. Jets	S	12	9	3	0	0	0	0	0	0	L	17-34
10/22 at Indianapolis	S	9	7	2	0	0	0	0	1	0	L	23-30
11/05 Buffalo	S	6	3	3	0	0	0	0	0	0	L	ot13-16
11/12 at Cleveland	S	4	3	1	0	0	0	1	0	0	L	11-19
11/19 Cincinnati	S	14	10	4	0	0	1	2	1	1	0	W 16-13
11/23 at Detroit	S	4	3	1	0	0	0	0	0	0	L	9-34
12/04 Kansas City	S	3	3	0	0	0	0	0	0	0	W	30-24
12/10 at Chicago	S	12	11	1	0	0	0	0	0	0	L	17-24
12/17 at Buffalo	S	5	3	2	0	0	0	0	0	0	W	ot 13-10
12/24 Miami	S	12	7	5	0	0	0	0	2	0	L	24-27
2000 Totals	**16/16**	**121**	**90**	**31**	**0**	**0**	**2**	**2**	**6**	**4**	**0**	**5-11**

2001 Opponent	P/S	TT	UT	A	S	Yds	IntYds	PD	FF	FR	W/L
09/09 at Cincinnati	S	2	2	0	0	0	0 0	0	0	0	L 17-23
09/23 NY Jets	S	3	1	2	0	0	0 0	1	0	0	L 3-10
09/30 Indianapolis	S	6	3	3	0	0	0 0	0	0	0	W 44-13
10/07 at Miami	S	9	7	2	0	0	0 0	0	0	0	L 10-30
10/14 San Diego	S	9	7	2	1	12.0	0 0	0	0	0	W ot 29-26
10/21 at Indianapolis	S	10	9	1	0	0	0 0	0	0	0	W 38-17
10/28 at Denver	S	6	4	2	0	0	0 0	0	0	0	L 20-31
11/04 at Atlanta	S	6	5	1	1	7.0	0 0	0	0	0	W 24-10
11/11 Buffalo	S	6	4	2	0.5	1	0 0	0	0	0	W 21-11
11/18 St. Louis	S	9	5	4	0	0	0 0	0	0	0	L 17-24
11/25 New Orleans	S	10	5	5	0	0	1 0	2	0	0	W 34-17
12/02 at NY Jets	S	6	4	2	0	0	0 0	0	0	0	W 17-16
12/09 Cleveland	S	9	4	5	0.5	4.5	0 0	0	0	1	W 27-16
12/16 at Buffalo	S	8	7	1	0	0	1 21	1	0	0	W ot 12-9
12/22 Miami	S	7	4	3	0	0	0 0	0	0	0	W 20-13
01/06 at Carolina	S	7	6	1	0	0	0 0	0	0	0	W 38-6
2001 Totals	**16/16**	**113**	**77**	**36**	**3.0**	**24.5**	**2 21**	**4**	**0**	**1**	**11-5**
01/19 Oakland	S	5	1	4	0	0	0 0	0	0	0	W ot 16-13
01/27 at Pittsburgh	S	3	3	0	0	0	1 11	1	0	0	W 24-17
02/03 St. Louis	S	7	6	1	0	0	0 0	3	0	0	W 20-17
2001 Postseason	**3/3**	**15**	**10**	**5**	**0**	**0**	**1 11**	**4**	**0**	**0**	**3-0**



Career Transactions

Marty Moore was re-signed by the Patriots on May 31, 2002 ... Originally selected by New England in the seventh round (222nd overall) of the 1994 NFL draft ... Signed by Cleveland as an unrestricted free agent (3/2/00) ... Released by the Browns (8/ 27/01) ... Signed by the Patriots (8/28/01) ... Released by the Patriots (9/2/01) … Re-signed with the Patriots (9/4/01) ... Placed on injured reserve (10/2/01) ... Released by the Patriots (3/5/02).

Career Highlights

★**Career GP/GS: 112/19 (7/2)**

★Moore established a career high with 98 tackles for the Browns in 2000.

★Moore has accumulated 110 special teams tackles during his eight-year career, including a career-high 23 in 1996.

★Moore set a career-high with 14 tackles at Pittsburgh on Oct. 22, 2000.

Seasonal Reviews

2001 (3/0): Moore re-signed with the Patriots (9/4) and played in three games ... Participated on both defense and special teams … Placed on Injured Reserve (10/2/01). **Cincinnati (9/9):** Saw action as a Patriot for first time since the 1999 season. **Indianapolis (9/30):** Saw reserve action at linebacker and on special teams and recorded two assisted tackles on defense.

2000 (16/9 - Cleveland): Appeared in 16 regular season games, including a career-high nine starts at weakside linebacker ... Ranked third on the club and established a career-high 98 tackles (67 solos) ... Also added one sack, one interception and one pass defensed … Added 17 special teams tackles … Recorded a career-high 14 tackles (10 solos) at Pittsburgh (10/22) … Led or tied for the club lead with tackles on four occasions. **Denver (10/15):** Started at linebacker and recorded nine tackles … Added two special teams tackles. **Pittsburgh (10/22):** Led the team with a career-high 14 tackles (10 solos). **Cincinnati (10/29):** Started at weakside linebacker and ranked second on the club with 10 tackles (8 solos) and one pass defensed … Recorded his first career NFL sack, dropping Akili Smith for a 4-yard loss … Added two special teams tackles. **N.Y. Giants (11/5):** Started and ranked second on the club with nine tackles (6 solos). **New England (11/12):** Started at linebacker and led the club with eight tackles (6 solos) … Also recorded two special teams tackles. **Tennessee (11/19):** Ranked second with 10 tackles (7 solos) as the Browns forced the Titans to turn the ball over a season-high seven times (4 interceptions and 3 fumbles). **Baltimore (11/26):** Started at weakside linebacker and tallied eight tackles (7 solos) and one interception ... Recorded his first interception of the season late in the second quarter by intercepting a Trent Dilfer pass and returned it three yards. **Jacksonville (12/3):** Started and led the team with 11 tackles (7 solos) … Also recorded three special teams tackles. **Tennessee (12/17):** Started and tied for the team lead with 11 tackles (6 solos).

1999 (15/2): Played in 15 games, including two starts at outside linebacker, replacing an injured Tedy Bruschi ... Finished second on the team with 12 special teams tackles ... Finished the year with nine defensive tackles. **N.Y. Jets (9/12):** Named special teams co-captain. **Miami (10/17):** Started his first game of the season when he replaced Tedy Bruschi at outside linebacker and he finished with seven defensive tackles (5 solos) and one special teams tackle. **Denver (10/24):** Started his second consecutive game at outside linebacker, but left the game with a sprained left knee ... Played extensively on special teams for each of the last eight games of the season. **Philadelphia (12/19):** Named special teams co-captain and forced his first fumble of the season, fourth of his career.

MOORE'S SPOTLIGHTS

★Marty was the last player selected in the 1994 NFL Draft (222nd overall) and was bestowed the title of "Mr. Irrelevant". He became the first "Mr. Irrelevant" recipient to start in his NFL debut when he replaced Todd Collins in the starting lineup at Miami (9/4/94).

★Marty was not only a standout linebacker in high school, but also a dominant fullback. He rushed for 986 yards and 10 touchdowns as a senior, including a 268-yard effort with three scores in his prep finale vs. Bell County (Ky.) High.

1998 (14/2, 1/1): Missed the first two games of the season due to a pre-season injury to his ribs, but returned to play in each of the next 15 games, including the playoffs … He started two regular-season games and the Patriots only playoff game … Finished the season with 16 tackles (8 solos) and recovered one fumble … Ranked fourth on the team with 19 special teams tackles. **St. Louis (12/13):** Started at middle linebacker and provided a pair of tackles and recovered a Steve Bono fumble. **N.Y. Jets (12/27):** Started his second game of the season in the season finale and finished second on the team with a career-high 11 tackles (6 solos). **Jacksonville (1/3/99):** Started Wild Card playoff game at middle linebacker and totaled four solo stops and a pass defended.

1997 (16/0, 2/0): Played in every game for the Patriots as a special teams standout … Finished second on the team with 16 special teams tackles … Finished the year with eight defensive tackles and two interceptions … Ranked second on the team with three special teams tackles in two post season games. **San Diego (8/31):** Recorded three tackles in the season opener. **Chicago (9/21):** Intercepted a Rick Mirer pass and registered two defensive tackles, as well as two special teams tackles. **Buffalo (10/12):** Intercepted his second pass of the season, recorded three tackles and two special teams tackles in 33-6 victory over the Bills.

1996 (16/0, 3/0): Led the Patriots with 23 special teams tackles ... Recorded a special teams tackle in 14 of 16 regular-season games and two of three playoff games ... Registered multiple special teams tackles in seven regular season games. **Baltimore (10/6):** Recorded a defensive tackle. **Washington (10/13):** Recorded a season-high four special teams tackles. **Jacksonville (1/12/97):** Recorded three special teams tackles in the AFC Championship Game … Forced Jaguar punt returner Chris Hudson to fumble, which was recovered by Mike Bartrum and set up a 29-yard field goal by Adam Vinatieri.

1995 (16/2): Played in every game with two starts and finished the season with 16 total tackles (15 solos) … Ranked second on the team with 13 special teams tackles (9 solos). **San Francisco (9/17):** Totaled a season-high five defensive tackles. **Denver (10/8):** Equaled his season-high with five tackles (4 solos).

1994 (16/4, 1/1): Played in every game as a rookie with four starts … Finished the season with 25 defensive tackles (16 solos), batted away two passes and forced two fumbles ... Finished fourth on the team with 10 special teams tackles (4 solos) ... Started the Patriots Wild Card playoff game against Cleveland and recorded five tackles. **Miami (9/4):** Started in his rookie debut and recorded a game-high six tackles … Forced a Terry Kirby fumble on Miami's first offensive series, which was recovered by Myron Guyton at the New England 38-yard line and resulted in a Patriots' touchdown … Added two pass defensed. **Buffalo (9/11):** Recorded a season-high with nine tackles (4 solos) and recorded his second forced fumble in as many games. **Cincinnati (9/18):** Recorded one defensive tackle and one special teams tackle in 31-28 victory. **Chicago (12/24):** Recorded two tackles while starting at linebacker in the Patriots 13-3 victory … The Patriots clinched their first playoff berth since 1986 with the victory. **Cleveland (1/1/95):** Started a linebacker and recorded five tackles in the Wild Card playoff game.

SINGLE-GAME CAREER HIGHS

Regular Season

Tackles:	14	at Pittsburgh (10/22/00)
Sacks:	1	vs. Cincinnati (10/29/00)
Interceptions:	1	Three Times, Most Recent: at Baltimore (11/26/00)
Passes Defensed:	2	at Miami (9/4/94)
Special Teams Tck:	4	vs. Washington (10/13/96)

College

Completed his collegiate career (1989-93) with 462 tackles, two forced fumbles, three fumble recoveries, five interceptions with one touchdown and three quarterback sacks ... His 462 tackles ranked fourth on Kentucky's all-time list ... Led Kentucky in tackles his last three seasons ... Led the Southeastern Conference in tackles his sophomore and junior seasons ... Started the final 34 games of his collegiate career ... Selected first-team All-SEC as a senior (1993) ... Recorded 116 tackles (81 solos), intercepted three passes (55 yards) and forced two fumbles ... Selected Second-Team All-SEC by AP as a junior (1992)...Led the conference with 148 tackles, an average of 13.4 stops per game ... Amassed a season-high 19 tackles at Cincinnati ... Selected First-Team Sophomore All-America by Football News … Led the SEC and set a Kentucky school record with 183 tackles, an average of 16.6 tackles per game ... Ranked third nationally in total tackles with double-digit performances in every game ... Registered 19 tackles in his first collegiate start, the 1991 season opener vs. Miami (Ohio) ... Redshirted as a freshman.

Personal

Martin Neff Moore was born in Phoenix, Ariz. on March 19, 1971 ... He was a two-time all-district and all-region selection and earned all-state honors as a senior at Highlands High in Fort Thomas, Ky. ... Earned three letters in football, playing middle linebacker and fullback ... Rushed for 986 yards and 10 touchdowns as a senior, including a 268-yard effort with three scores in his prep finale vs. Bell County (Ky.) High ... Led the Bluebirds to a 28-7 record during his three-year career ... Also lettered in basketball ... Majored in vocational education at Kentucky and had two 4.0 GPA semesters and graduated with a 3.3 cumulative GPA ... Married to the former Wendy Ganote with two daughters, Madison and Merrick.

MARTY MOORE

Pos: LB **Ht:** 6-1 **Wt:** 245 **Year:** 9th **Acq:** FA-01 (CLE) **College:** Kentucky **Born:** 3/19/71

Regular Season			Tackles					Interceptions					Misc.			Postseason					
Year	Total	G/S	TT	UT	A	S	Yds	No	Yds	LG	TD	PD	FR	FF	SpT	G/S	TT	UT	A	PD	SpT
1994	Patriots	16/4	25	16	9	0	0	0	0	0	0	2	0	2	10	1/1	5	5	0	0	0
1995	Patriots	16/2	15	14	1	0	0	0	0	0	0	0	0	0	13	-/-	-	-	-	-	-
1996	Patriots	16/0	2	2	0	0	0	0	0	0	0	0	0	1	23	3/0	0	0	0	0	4
1997	Patriots	16/0	8	6	2	0	0	2	7	7	0	2	0	0	16	2/0	0	0	0	0	3
1998	Patriots	14/2	16	8	8	0	0	0	0	0	0	0	1	0	19	1/1	4	4	0	1	2
1999	Patriots	15/2	9	6	3	0	0	0	0	0	0	0	0	1	12	-/-	-	-	-	-	-
2000	Browns	16/9	98	67	31	1	4	1	3	3	0	1	0	0	17	-/-	-	-	-	-	-
2001	Patriots	3/0	2	0	2	0	0	0	0	0	0	0	0	0	0	-/-	-	-	-	-	-
Career-8 years		**112/19**	**175**	**119**	**56**	**1**	**4**	**3**	**10**	**7**	**0**	**5**	**1**	**4**	**110**	**7/2**	**9**	**9**	**0**	**1**	**9**

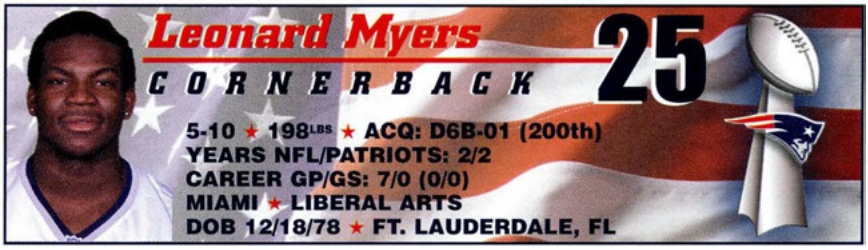

Career Transactions

Leonard Myers was drafted by the New England Patriots in the sixth round (200th overall) of the 2001 NFL draft … Signed with the Patriots (7/2/01).

Career Highlights

★**Career GP/GS: 7/0 (0/0)**

★Myers recorded five defensive tackles, two special teams tackles and broke up a pass while playing in seven games during his rookie season.

★Myers recovered a blocked field goal attempt and returned it 35 yards at Indianapolis (10/21).

Seasonal Reviews

2001 (7/0, 0/0): Participated on special teams and as a reserve defensive back in seven regular season games … Totaled five defensive tackles, two special teams tackles and one pass defense. **Cincinnati (9/9)**: Made NFL debut in special teams play and had a solo tackle. **Indianapolis (9/30):** Collected a career-high four tackles and broke up Peyton Manning pass intended for Jerome Pathon in the end zone in the fourth quarter. **Indianapolis (10/21):** Recovered a blocked field goal on the Colts opening drive and returned it 35 yards, setting up a David Patten 29-yard touchdown run on the following play. **St. Louis (11/18):** Recorded one solo tackle in special teams play.

MYERS' SPOTLIGHTS

★Leonard learned sign language during the 2000 offseason.

★Leonard returned an interception 64 yards during his freshman year at Miami (Fla.) and it was the longest by a Hurricane freshman since Ray Lewis' 64-yarder against Rutgers in 1995.

College

Myers was a four-year letterman at Miami (1997-2000) … Played in 42 games, including 19 starts during his Hurricane career … Finished his career with 132 tackles (84 solos), including one sack and four tackles for a loss … Also snared nine interceptions for 160 return yards, including one touchdown and deflected 35 passes. 2000 (Senior): All-Big East Conference second-team selection … Played in nine games and started five … Finished the season with 26 tackles (17 solos) and a 5-yard sack while lining up at the left cornerback position … Intercepted two passes and deflected nine others … Also caused a fumble … Credited with four tackles (3 solos) and a pass defense in 27-24 victory over Florida State … Concluded his college career with three tackles and an interception against Florida in the Sugar Bowl. 1999 (Junior): Played in all 12 games and started seven at right cornerback … Recorded a career-high 49 tackles (30 solos) with a sack and three tackles for losses … Collected three interceptions for 62 yards and eight pass

deflections … Posted a season-high nine tackles, intercepted a pass and deflected two others in 28-20 victory over West Virginia. 1998 (Sophomore): Second-team All-Big East Conference selection ... Appeared in ten games, starting seven at right cornerback ... Accumulated 27 tackles (19 solos), two interceptions and 13 pass deflections ... Also returned nine punts for 73 yards (8.1 avg). 1997 (Freshman): Played in all 11 games as a reserve cornerback … Recorded 30 tackles (18 solos) with two interceptions for 64 yards and five pass deflections ... Returned three kickoffs for 81 yards (27.0 avg.) and had an 11-yard punt return … Returned an interception 64 yards and added two tackles against Rutgers ... His 64-yard return was the longest by a Miami freshman since Ray Lewis' 64-yarder against the Scarlet Knights in 1995.

Personal

Leonard Bernard Myers, Jr. was born on Dec. 18, 1978 in Ft. Lauderdale, Fla. … Received numerous honors during his senior season at Dillard (Ft. Lauderdale, Fla.) High, including Ft. Lauderdale Sun Sentinel defensive player of the year and Ft. Lauderdale Sun Sentinel and Miami Herald all-district accolades ... Chosen as the Ft. Lauderdale Touchdown Club's Defensive Player of the Year ... Registered 85 tackles (60 solos), six interceptions and five fumble recoveries his senior season ... Returned 18 punts for 756 yards and eight touchdowns ... Amassed 66 tackles (50 solos), three interceptions and four fumble recoveries as a junior ... Also competed in basketball, track and baseball … Learned sign language in the 2000 off-season … Majored in liberal arts at Miami (Fla.).

LEONARD MYERS

Pos: CB **Ht:** 5-10 **Wt:** 198 **Year:** 2nd **Acq:** D6b-01 (200th) **College:** Miami **Born:** 12/18/78

Regular Season			Tackles			Interceptions				Misc.			Postseason				
Year	Team	G/S	TT	UT	A	No	Yds	TD	PD	FF	FR	Spt	G/S	TT	UT	A	Spt
2001	Patriots	7/0	5	3	2	0	0	0	1	0	0	2	0/0	0	0	0	0

Career Transactions

David Nugent was drafted by the New England Patriots in the sixth round (201st overall) of the 2000 NFL draft … Waived (9/2/01) … Placed on the Patriots practice squad (9/4/01) … Signed to the active roster (10/15/01).

Career Highlights

★**Career GP/GS: 15/1 (0/0)**

Seasonal Reviews

2001 (9/1, 0/0): Played in nine games, including one start (vs. Cleveland, 12/9) and recorded four tackles (3 solos) … Spent the first four weeks of the season on the Patriots practice squad … Listed among inactives for all three postseason contests. **Indianapolis (10/21):** Recorded two solo tackles in reserve action on the defensive line. **Cleveland (12/9):** Started his first NFL game and was part of a Patriots defensive front that held the Browns to just 50 yards rushing on 19 carries (2.6 avg.). **Miami (12/22):** Participated on the defensive line and recorded one solo tackle as the Patriots limited the Dolphins to just 58 yards rushing on 19 carries (3.1 avg.).

2000 (6/0): Participated in six games during his rookie season at both defensive end and on special teams. **Minnesota (9/17):** Made his NFL debut and helped limit Viking punt returners to eight yards on two returns. **N.Y. Jets (10/15):** Credited with his first professional tackle when he tackled Curtis Martin for a four-yard loss.

College

Nugent was a four-year letterman at Purdue (1996-99) ... He played in 46 games, starting 25 and totaled 91 tackles (55 solo), including 23 tackles behind the line of scrimmage and 4.5 sacks during his Boilermaker career ... Intercepted one pass for four yards ... Recovered three fumbles and caused one fumble ... Originally came to Purdue as a tight end but was moved to defensive tackle. 1999 (Senior): Lined up at right defensive tackle, recording 46 tackles (30 solos) with two sacks ... Tied for second among Boilermakers

with 15 stops behind the line of scrimmage for losses of 36 yards ... Also recovered a fumble and advanced it 12 yards for a touchdown vs. Michigan State ... Closed out his career with five tackles and a stop for a 2-yard loss in the Outback Bowl against Georgia. 1998 (Junior): Received team's Pit Bull Award given to the player who exemplifies and sustains tenacity and intense play ... Started every game, lining up at right tackle in nine contests and at left tackle in four others ... Recorded 28 tackles (18 solos), a 12-yard sack and five tackles for a loss of 20 yards ... Caused a fumble, recovered two others and also deflected a pass. 1997 (Sophomore): Appeared in every game as a reserve defensive tackle ... Finished with 17 tackles (7 solos), 1.5 sacks for minus-seven yards and three stops behind the line of scrimmage for a combined loss of eight yards ... Also intercepted a pass. 1996 (Freshman): Played in nine games, seeing most of his action on special teams ... Did not record any tackles.

NUGENT'S SPOTLIGHTS

★David went back to school and earned his degree from Purdue in 2001.

★David participated in the Salvation Army's Children Holiday Party and helped provide Christmas presents to each of the 200 children in attendance.

Personal

David Michael Nugent was born the son of Dianne and David, Sr. on Oct. 27, 1977 in Cincinnati, Ohio ... First-team All-Memphis Area, Tennessee all-state pick, Nashville Banner Top 50 and Super Prep All-Dixie choice as a defensive end at Germantown Houston High (Collierville, Tenn.) ... Moved to offensive tackle as a senior, while also recording 46 tackles, including eight sacks and two fumble recoveries ... Second-team all-district pick on both offense and defense ... Also lettered in basketball and track ... Helped lead the basketball team to the district championship his junior year ... Won the state discus title as a senior ... Majored in exercise and fitness at Purdue.

DEFENSIVE TACKLES

Defensive Tackles – Total (5); 2001 (4), 2000 (1).



Career Transactions

Patrick Pass was drafted by the New England Patriots in the seventh round (239th overall) of the 2000 NFL draft ... Waived by the Patriots (8/27/00) ... Signed onto the Patriots practice squad (8/29/00) ... Activated from the practice squad onto the Patriots 53-man roster (9/16/00).

Career Highlights

★**Career GP/GS: 21/2 (3/0)**

★Pass returned 10 kickoffs for 222 yards (22.2 avg.), caught six passes for 66 yards (11.0 avg.), including one touchdown and gained seven yards on one rushing attempt in 2001. He also added 11 special teams tackles.

★Pass scored his first professional touchdown on a 23-yard reception vs. Miami (12/22/01).

★Pass recorded 11 kickoff returns and 178 return yards (16.2 avg.) during the 2001 postseason. He ranks second in Patriots postseason history in kickoff returns (11) and kickoff return yards (178).

★As a rookie, Pass participated at running back, wide receiver and on special teams and proved to be a jack-of-all-trades in his first professional start, gaining 39 rushing yards, 16 receiving yards and recording two special teams tackles vs. Cincinnati (11/19).

Seasonal Reviews

2001 (16/0; 3/0): Participated as a reserve fullback, kickoff returner and on special teams in all 16 regular season games, as well as all three postseason games … Caught six passes for 66 yards (11.0 avg.), including one touchdown and gained seven yards on one rushing attempt … Accumulated 222 yards on 10 kickoff returns (22.2 avg.) … Tallied 11 special teams tackles … Accumulated 263 yards on 11 kickoff returns during the 2001 postseason and ranks second in Patriots postseason annals in each category. **Cincinnati (9/9):** Caught an 11-yard pass which set up a Drew Bledsoe to Jermaine Wiggins touchdown on the following play in the fourth quarter. **N.Y. Jets (9/23):** Caught one pass for four yards in reserve action at fullback. **Atlanta (11/4):** Had two solo tackles in special teams play, including a tackle of Falcons punt

returner Darrien Gordon for a four-yard loss. **Cleveland (12/9):** Accumulated three special teams tackles (2 solos). **Buffalo (12/16):** Returned four kickoffs for 88 yards with a long return of 27 yards … Also caught one pass for 13 yards in the second quarter. **Miami (12/22):** Snared two catches for 29 yards including a 23-yard screen pass from Tom Brady for the first touchdown of his career … Returned two kickoffs for 39 yards with a long return of 22 yards. **Carolina (1/6):** Returned two kickoffs for 59 yards, including a long return of 33 yards to open the game … Registered one solo special teams tackle and recovered a fumble by Panthers kick returner Steve Smith as the Patriots held Carolina to nine yards on three punt returns (3.0 avg.). **Oakland (1/19):** Returned five kickoffs for 95 yards with a long return of 24 yards in his first career postseason game. **Pittsburgh (1/27):** Returned three kickoffs for 83 yards with a long return of 35 yards … Credited with one assisted tackle in special teams play. **St. Louis (2/3):** Returned three kickoffs for 85 yards with a long return of 35 yards in Super Bowl XXXVI.

2000 (5/2): Played in five games, including two starts during his rookie season ... Added to the Patriots active roster (9/16) following a two-week stint on the practice squad. **Minnesota (9/17):** Made his NFL debut and participated at running back and kick returner ... Credited with a 1-yard carry. **Cincinnati (11/19):** Started his first NFL game and led the Patriots rushing attack with 39 yards on 12 carries (3.3 avg.) in their 16-13 win over the Bengals ... Also caught two passes for 16 yards ... Registered two special teams tackles as the Patriots limited the Bengals to only 10 yards on two punt returns. **Detroit (11/23):** Started for second consecutive week and gained nine yards on three carries on Thanksgiving Day against the Lions. Added one reception for a loss of six yards. **Kansas City (12/4):** Participated at running back for the Patriots in their 30-24 victory on Monday Night Football against the Chiefs ... Accumulated nine yards rushing on two carries and caught one pass for seven yards, helping the Patriots to their second highest offensive output of the season (368 total yards).

College

Pass earned four letters at Georgia (1996-99) ... Versatile player for the Bulldogs, performing as a running back, pass catcher, punt returner, kickoff returner and even completed three-of-five pass attempts during his career ... Totaled 1,022 yards rushing on 221 carries (4.6 avg.) and added five touchdowns during his Georgia career ... He also caught 35 passes for 435 yards (12.4 avg.), including two touchdowns ... Returned 26 kickoffs for 562 yards (21.6 avg.) and 15 punt returns for 136 yards (9.1 avg.). 1999 (Senior): Shared tailback duties and finished second on the team with 335 yards and a pair of touchdowns on 62 carries (5.4 avg.) ... Hauled in 19 passes for 250 yards (13.2 avg.) and a score ... Returned 15 punts for 136 yards (9.1 avg.) and 10 kickoffs for 217 yards (21.7 avg.) ... Attempted two passes, completing one for a 31-yard gain ... Averaged 85.3 all-purpose yards per game. 1998 (Junior): Appeared in nine games, starting two and gained 101 yards on 26 carries (3.9 avg.) and completed two pass attempts for 55 yards ... Added 74 yards on three kickoff returns (24.7 avg.). 1997 (Sophomore): Played in every game, including two starts ... Third on the team with 64 carries for 232 yards (3.6 avg.) and a touchdown... Caught 12 passes for 175 yards (14.6 avg.) and a score ... Returned four kickoffs for 97 yards (24.3 avg.) ... Averaged 45.8 all-purpose yards per game ... Rejoined the team in fall drills after spending the summer playing baseball in the Florida Marlins organization. 1996 (Freshman): Appeared in 10 games, earning a start in the Auburn clash ... Second on the team with 354 yards and a pair of touchdowns on 69 carries (5.1 avg.) ... Caught four passes for 10 yards (2.5 avg.) and returned nine kickoffs for 174 yards (19.3 avg.).

Personal

Patrick Pass was born on Dec. 31, 1977 in Scottsdale, Ga. ... Drafted by the Florida Marlins in 1996, and played at Melbourne (Fla.) in the organization's rookie league that year ... Elevated to Class A Utica in 1997, playing until he had to report to Georgia's fall camp in August ... Again played in the Marlins minor league system in 1998 ... Gatorade Circles of Champions Georgia region Player of the Year, adding All-American honors from USA Today at Tucker (Ga.) High ... Two-time all-state Class AAA pick by the Atlanta-Journal Constitution and the Georgia Sports Writers Association ... Also earned all-south, Journal-Constitution Top 50 and Macon Telegraph Sweet 16 honors ... Named DeKalb Neighbor Player of the Year ... Three-time All-DeKalb County choice ... Named DeKalb Offensive Player of the Year by the DeKalb Touchdown Club ... Team captain, scoring 13 touchdowns as a senior ... Holds the DeKalb County career-record by rushing for 5,046 yards ... Also excelled in baseball ... Voted Mr. Tucker High by his classmates ... Majored in sociology at Georgia.

PASS' SPOTLIGHTS

★Patrick was drafted by the Florida Marlins in 1996 and played at Melbourne (Fla.) in the organization's rookie league that year. He was elevated to Class A Utica in 1997, playing until he had to report to Georgia's fall camp in August. He returned again and played in the Marlins' minor league system in 1998.

PATRICK PASS

Pos: RB **Ht:** 5-10 **Wt:** 217 **Year:** 3rd **Acq:** D7b-00 (239th) **College:** Georgia **Born:** 12/31/77

Regular Season			Rushing					Receiving					Kick Returns					Fumbles		Tackles	
Year	Team	G/S	No	Yds	Avg	Lg	TD	No	Yds	Avg	Lg	TD	No	Yds	Avg	Lg	TD	No	Lost	SpT	Misc
2000	Patriots	5/2	18	58	3.2	11	0	4	17	4.3	15	0	0	0	0.0	0	0	0	0	2	0
2001	Patriots	16/0	1	7	7.0	7	0	6	66	11.0	23t	0	10	222	22.2	33	0	0	0	11	0
Totals-2 Years		**21/2**	**19**	**65**	**3.4**	**11**	**0**	**10**	**83**	**8.3**	**23t**	**0**	**10**	**222**	**22.2**	**33**	**1**	**0**	**0**	**13**	**0**

Postseason			Rushing					Receiving					Kick Returns					Fumbles		Tackles	
Year	Team	G/S	No	Yds	Avg	Lg	TD	No	Yds	Avg	Lg	TD	No	Yds	Avg	Lg	TD	No	Lost	SpT	Misc
2001	Patriots	3/0	0	0	0.0	0	0	0	0	0.0	0	0	11	263	23.9	35	0	0	0	1	0

Career Transactions

David Patten signed with the Patriots as an unrestricted free agent on April 2, 2001 ... Originally signed by the New York Giants as a free agent (3/24/97) ... Waived by the Giants (8/24/97) ... Signed to the Giants practice squad on (8/25/97) ... Signed to the Giants active roster (8/27/97) ... Signed with Cleveland as an unrestricted free agent (3/16/00).

Career Highlights

★**Career GP/GS: 74/28 (4/4)**

★Patten recorded a breakout season in 2001, setting career-highs with 51 catches, 749 yards and four touchdowns.

★Patten became the first player in franchise history and only the sixth player in the NFL since 1960 to record a touchdown pass, touchdown reception and rush for a touchdown in one game (at Indianapolis, 10/21/01). He completed a 60-yard pass, caught two touchdown passes (91 and 6-yards) and rushed for a 29-yard score. Hall of Fame running back Walter Payton was the last player to accomplish the feat on Oct. 21, 1979 vs. Minnesota.

PATTEN'S SPOTLIGHTS

★**David was not drafted out of Western Carolina in 1995 and spent time working in the landscaping business, as an electrician and hauling 75-pound cases in a coffee bean factory until joining the Albany Firebirds of the Arena Football League.**

★**David delivered the keynote address at the Pine Street Inn's Job Training Program graduation ceremony this past spring. The ceremony was held for 195 men and women who completed its job training and job readiness programs.**

★Patten started at wide receiver in all three of the Patriots postseason games and recorded 13 catches for 154 yards (11.8 avg.) and two touchdowns. He is tied for second in Patriots postseason history with two touchdown receptions, trailing only Stanley Morgan's three.

★Patten totaled 107 receiving yards against the Raiders in the AFC Divisional playoff game, the fourth-highest single-game total in Patriots postseason history.

★Patten recorded with 38 receptions for 546 yards in 2000 as a member of the Cleveland Browns.

★Excelled as a kickoff returner during his career, totalling 108 returns for 2,237 yards (20.7 avg.), including a 90 yard return for a touchdown at Washington (11/1/98).

★Patten started at wide receiver for the Giants in their Wild Card game vs. Minnesota (12/27/97) and caught five passes for 86 yards.

Seasonal Reviews

2001 (16/14, 3/3): Started 14 of 16 regular season games at wide receiver and had a career year, setting highs with 51 catches, 749 yards and four receiving

touchdowns … Also notched career-highs with five rushes, 67 yards and one touchdown … Attempted two passes and completed one for a 60 yard touchdown to Troy Brown (vs. Indianapolis, 10/21) … Named AFC Offensive Player of the Week and Miller Lite Player of the Week following his performance at Indianapolis (10/21) when he became only the sixth player in the NFL since 1960 to pass, catch and rush for a touchdown in one game … Added 13 receptions for 154 yards (11.8 avg.) and two touchdowns during the postseason. **Cincinnati (9/9):** Made Patriots debut with start at wide receiver … Recorded a 32-yard reception on drive in second quarter that culminated in an Adam Vinatieri 39-yard field goal. **Indianapolis (9/30):** Rushed for 11 yards and a first down on a reverse, extending a drive that ended in an Antowain Smith 4-yard touchdown run … Drew a 26-yard pass interference penalty on a drive that ended in an Adam Vinatieri 47-yard field goal. **San Diego (10/14):** Tied a career-high with seven receptions for 73 yards in the Patriots 29-26 overtime victory … Drew a pass interference penalty on drive in overtime that covered 37 yards. **Indianapolis (10/21):** Became only the sixth player since 1960 and the first since Walter Payton (10/21/79, vs. Minn.) to rush for a touchdown (29 yards), catch a touchdown pass (91 yards) and pass for a touchdown (60 yards to Troy Brown) in one game … 91-yard touchdown reception from Tom Brady is the longest play from scrimmage in Patriots franchise history. The previous long was a 90-yard reception by Craig James from Tony Eason (9/15/85) … Eclipsed the 100-yard receiving mark for the first time as a Patriot and the third time in his career with a career-high 117-yards receiving … His rushing touchdown was the first by a Patriots wide receiver since Irving Fryar ran 8-yards for a score at Seattle (11/17/85) … His touchdown pass was the first by a Patriots player other than a quarterback since running back David Meggett threw a 35-yard pass to Troy Brown versus the Dolphins (11/23/97) … He totaled 206 of the team's 385 yards in the game, scored three touchdowns himself and threw for another. **Denver (10/28):** Collected five receptions for 62 yards, including a 30-yard touchdown reception … Rushed once for 13 yards. **St. Louis (11/18):** Snared a 10-yard touchdown pass along with a team-long 27-yard reception against the Rams. **New Orleans (11/25):** Drew two pass interference penalties against the Saints each extending drives which resulted in touchdowns. **New York (12/2):** Accumulated a team-high 60 yards receiving on six catches in the Patriots 17-16 victory over the N.Y. Jets. **Carolina (1/6):** Recorded a game-high 54 yards receiving on four catches in the Patriots 38-6 victory over the Panthers. **Oakland (1/19):** Amassed eight catches for a game-high 107 yards receiving … His receiving performance was the fourth-highest single-game receiving total in Patriots postseason history … All eight of his catches resulted in first downs, including a 6-yard grab on fourth-and-four, extending their game-winning field goal drive. **Pittsburgh (1/27):** Snared an 11-yard touchdown pass from Drew Bledsoe. **St. Louis (2/3):** Grabbed an 8-yard touchdown pass from Tom Brady in the Patriots 20-17 victory over the Rams in Super Bowl XXXVI … Also recorded a game-long 22 yard rush.

2000 (14/11 - Cleveland): Caught 38 receptions for 546 yards while starting 10 of 14 games at wide receiver for the Browns ... Recorded the first two 100-yard games of his career, 113 vs. Baltimore (10/1) and 103 vs. Philadelphia (12/10) ... Finished second on the Browns with 22 kickoff returns for 469 yards (21.3 avg.). **Jacksonville (9/3):** Started at wide receiver in his first game with the Browns, as the Browns opened in a three-receiver set and caught two passes for nine yards ... Also returned two kickoffs for 38 yards (19.0 avg.). **Cincinnati (9/10):** Established a then career-high of 95 yards receiving on three receptions while starting at wide receiver ... Opened the game with a career-high 65-yard reception ... Added one kickoff return for 22 yards. **Pittsburgh (9/17):** Recorded three receptions for 81 yards (27.0 avg.), including a long of 38 yards ... Caught a 38-yard pass on third-and-three, extending the Browns opening drive, which resulted in a touchdown ... Recorded a clutch 36-yard catch on third-and-11 in the fourth quarter, helping the Browns get in position for field goal which tied the game at 20 ... Returned three kickoffs for 114 yards, including a long of 62 yards. **Baltimore (10/1):** Started at wide receiver and led the club with seven receptions for 113 yards (16.1 avg.) ... It was his first of two 100 yard receiving games of the season ... His seven receptions and 113 yards were both career highs ... Added three kickoff returns for 61 yards (20.3 avg.). **Denver (10/15):** Started at wide receiver and had four receptions for 54 yards (13.5 avg.). **Philadelphia (12/10):** Started at wide receiver and led the team with seven receptions for 103 yards (14.7 avg.) and one touchdown ... His seven receptions tied a career-high ... His 103 yards receiving marked the second time during his career he eclipsed 100 yards receiving ... Six of his seven receptions were for first downs ... On a seven-play, 74-yard scoring drive, he caught three passes for 40 yards, including his 9-yard touchdown pass.

1999 (16/0 - N.Y. Giants): Participated in all 16 games and led the team with 33 kickoff returns for 673 yards (20.4 avg.) ... Also caught nine passes for 115 yards (12.8 avg.). **New England (9/26):** Returned three kickoffs for 74 yards. **Washington (11/21):** Finished with a season-high three receptions for 51 yards and also returned two kickoffs for 53 yards. **Arizona (11/28):** Returned a

career-high six kickoffs for 105 yards and add two receptions for 21 yards. **N.Y. Jets (12/5):** Attempted his first career rush and gained 27 yards.

1998 (12/0 - N.Y. Giants): Played in 12 games as the Giants primary kickoff returner with 43 returns for 928 yards, including a 90-yard return for a touchdown at Washington (11/1) ... Totaled 11 receptions for 119 yards, including a 39-yard touchdown reception ... Missed two games with a back injury and the final two games with a knee injury. **Washington (9/6):** Awarded a special teams game ball by the coaching staff after he returned five kicks for 131 yards, including a 46-yard return to open the second half. **Atlanta (10/11):** Registered three receptions for 59 yards, including a 39-yard touchdown reception. **Washington (11/1):** Recorded a 90-yard kickoff return for a touchdown and caught one pass for eight yards. **Denver (12/13):** Suffered an injured knee during the last kickoff return and was placed on Injured Reserve on Dec. 16, missing the final two games of the year.

1997 (16/3, 1/1 - N.Y. Giants): Played in all 16 games with three starts and was utilized as a kickoff returner and wide receiver ... Caught 13 passes for 226 yards, with two touchdowns ... Returned eight kickoffs for 123 yards. **St. Louis (9/21):** Saw his first regular-season action as a third wide receiver after Thomas Lewis (toe) left the game in the second half. **Arizona (10/12):** Posted a team-high three receptions for 66 yards, including his first NFL reception, a 9-yard touchdown pass. **Philadelphia (12/7):** Made his first NFL start when he was inserted into the lineup in place of Kevin Alexander and finished with three receptions for 54 yards, including a 40-yard touchdown catch. **Minnesota (12/27):** Started at wide receiver in the Wild Card playoff game and recorded five receptions for 86 yards.

1996 (AFL - Albany Firebirds): Was used as a defensive back and as a wide receiver.

College

Four-year letterman at Western Carolina ... Finished collegiate career tied for ninth on school's career touchdown pass reception list with 14 ... As a senior in 1995 was named All-Southern Conference and ranked among the nation's top 10 receivers with 59 catches (eighth) for 881 yards (ninth) ... Led the conference in receiving (5.9 per game) and receiving yards (88.7 yards per game) ... Ranked sixth in the Southern Conference with 3.6 receptions per game as a junior in 1994.

SINGLE-GAME CAREER HIGHS

Receiving		
Receptions:	7	vs. Philadelphia (12/10/00)
		vs. Baltimore (10/1/00)
Yards:	117	at Indianapolis (10/21/01)
	113	vs. Baltimore (10/1/00)
	103	vs. Philadelphia (12/10/00)
Touchdowns:	2	at Indianapolis (10/21/01)
Long:	91t	at Indianapolis (10/21/01)
Rushing		
Attempts:	1	Many Times, Most Recent
		Cleveland (12/9/01)
Yards:	29	at Indianapolis (10/21/01)
Touchdowns:	1	at Indianapolis (10/21/01)
Kickoff Returns		
Returns:	5	(Two Times) Most Recent
		vs. Arizona (10/11/98)
Return Yards:	146	at Washington (11/1/98)
Lg Return:	90t	at Washington (11/1/98)
Touchdowns:	1	at Washington (11/1/98)

Personal

David Patten was born the son of David and Betty Patten on Aug. 19, 1974 in Columbia S.C. ... David was not drafted out of Western Carolina in 1995 and spent time working in a landscaping business, as an electrician and hauling 75-pound bags in a coffee bean factory until joining the Albany Firebirds of the Arena Football League ... David and his wife, Galiena, have three sons, Daquan, Quintin and David.

TOUCHDOWN TRIFECTA

David Patten led an offensive assault in the Patriots 38-17 victory over the Colts (10/21/01) that included two touchdown receptions (91, 6), a run for a touchdown (29) and a touchdown pass (60). He became the first player in franchise history and the first player in the NFL in 22 years (to the date) to accomplish a touchdown trifecta in a game. Hall of Fame running back Walter Payton was the last player to accomplish the feat on Oct. 21, 1979 vs. Minnesota. Four players scored the TD trifecta in the 1960s, but Patten is the first since Keith Lincoln in 1965 to record four total touchdowns while achieving the feat.

Date	Player, Team	Opp.	Run	Rec	Pass	Total
10/21/01	David Patten, N.E.	Indiana	29	91, 6	60	186 yds
10/21/79	Walter Payton, Chi.	Minnesota	2	2	54	58 yds
12/7/69	Harmon Wages, Atl.	New Orleans	66	88	16	170 yds
12/10/67	Dan Reeves, Dal.	Philadelphia	1	5	45	51 yds
11/7/65	Keith Lincoln, S.D.	Denver	1	66, 7	34	108 yds
12/11/60	J.H. Johnson, Pit.	Philadelphia	87	7	15	109 yds

DAVID PATTEN

Pos: WR **Ht:** 5-10 **Wt:** 190 **Year:** 6th **Acq:** UFA-01 (CLE) **College:** Western Carolina **Born:** 8/19/74

Regular Season			Receiving					Kickoff Returns					Rushing					Tackles
Year	Team	G/S	No	Yds	Avg	Lg	TD	No	Yds	Avg	Lg	TD	No	Yds	Avg.	Lg	TD	SpT
1997	Giants	16/3	13	226	17.4	40t	2	8	123	15.4	26	0	1	2	2.0	2	0	8
1998	Giants	12/0	11	119	10.8	39t	1	43	928	21.6	90t	1	-	-	-	-	-	4
1999	Giants	16/0	9	115	12.8	19	0	33	673	20.4	45	0	1	27	27.0	27	0	4
2000	Browns	14/11	38	546	14.4	65	1	22	469	21.3	62	0	-	-	-	-	-	2
2001	Patriots	16/14	51	749	14.7	91t	4	2	44	22.0	24	0	5	67	13.4	29t	1	0
Totals-5 Years		**74/28**	**122**	**1755**	**14.4**	**91t**	**8**	**108**	**2237**	**20.7**	**90t**	**1**	**7**	**96**	**13.7**	**29t**	**1**	**18**

Regular Season			Receiving					Kickoff Returns					Rushing					Tackles
Year	Team	G/S	No	Yds	Avg	Lg	TD	No	Yds	Avg.	Lg	TD	No	Yds	Avg.	LG	TD	SpT
1997	Giants	1/1	5	86	17.2	37	0	-	-	-	-	-	-	-	-	-	-	-
2001	Patriots	3/3	13	154	11.8	25	2	-	-	-	-	-	1	22	22.0	22	0	-
Totals-2 Years		**4/4**	**18**	**240**	**17.2**	**37**	**2**	**-**	**-**	**-**	**-**	**-**	**1**	**22**	**22.0**	**22**	**0**	**-**

Additional Statistics: Fumbles – 1997 (2), 2000 (2). Fumbles Recovered – 1997 (1- 0 yds).



Career Transactions

Lonie Paxton was signed as a rookie free agent by the New England Patriots on April 19, 2000 ... Re-signed by the Patriots on April 16, 2001.

Career Highlights

★Career GP/GS: 32/0 (3/0)

★Lonie snapped on all five of Adam Vinatieri's game-winning field goals during the 2001 season, including his game-winning 48-yarder at the end of Super Bowl XXXVI.

★Lonie has snapped on every punt, extra point and field goal attempt in both the 2000 and 2001 seasons.

★Lonie was the only rookie free agent to play in all 16 games for the Patriots during the 2000 season.

★He was also one of only four rookie free agents to play in at least one game for the Patriots (Shockmain Davis, Chris Eitzmann and Reggie Grimes) in 2000.

PAXTON'S SPOTLIGHTS

★Lonie captured fan's imaginations when he made a snow angel in the end zone following Adam Vinatieri's game-winning kick in the AFC Divisional Game against the Raiders.

★Lonie heeded his father's advice while growing up in Carona, Calif. to work on all facets of his game. When he reached high school, he earned his team's long snapping position and has excelled at the position ever since.

Seasonal Reviews

2001 (16/0, 3/0): Handled long snapping duties in all 16 regular season games and all three postseason games ... Recorded one special teams tackle. **San Diego (10/14):** Recorded clean snaps on five punts, three extra points and four field goals, including Adam Vinatieri's 44-yard game-winning field goal in overtime. **New York (12/2):** Handled long snapping duties on Vinatieri's 28-yard game-winning field goal in 17-16 victory over the Jets. **Cleveland (12/9):** Downed a Vinatieri pooch punt at the Browns two-yard line in the fourth quarter. **Buffalo (12/16):** Handled the long-snapping duties on Vinatieri's 23-yard game-winning field goal in 12-9 overtime win. **Oakland (1/19):** Despite a heavy snow storm, Paxton made clean snaps on eight punts, one extra point

and three field goals, including the game-tying kick at the end of regulation and the game-winning field goal in overtime. **St. Louis (2/3):** Handled the long snapping duties on Vinatieri's 48-yard Super Bowl-winning field goal.

2000 (16/0): Participated as the Patriots long snapper in all 16 games ... Snapped on every punt, extra point and field goal attempt during the 2000 season. **Tampa Bay (9/3):** Made his NFL debut at long snapper and delivered the ball on nine punts, two field goal attempts and one extra point. **N.Y. Jets (9/11):** Helped the Patriots special teams limit the Jets to only five yards on two punt returns. **Minnesota (9/17):** Part of special teams unit that limited the Vikings to only eight yards on two punt returns. **Indianapolis (10/8):** Snapped the ball to Lee Johnson on a fake field goal attempt in the fourth quarter ... Johnson completed an 18-yard pass to Eric Bjornson and the Patriots scored a touchdown on the next play. **Buffalo (11/5):** Despite occasional rain and drizzle, Paxton produced flawless snaps on eight punts, two field goals and one extra point. **Chicago (12/10):** Recorded a special teams tackle, bringing down Glyn Milburn on a punt return in the third quarter.

College

Paxton was a four-year starter for Sacramento State (1996-99) ... Served as the Hornets long snapper and started along the offensive line ... Started at guard in 1999 and helped Sacramento State lead the Big Sky
conference and rank 13th in Division I-AA with a 234.2 rushing yards per game average ... They also ranked second in the conference with 470.3 total yards per game and ranked 10th in I-AA ... In 1998, he was part of offensive line that blocked for the I-AA rushing leader.

Personal

Leonidas E. Paxton was born the son of Karyn and Lonie Paxton in Anaheim, Calif. on March 13, 1978 ... Served as the team captain for the Centennial (Corona, Calif.) High football team ... Paxton has worked with the Shriners Children's Hospital in Davis, Calif. ... Both offensive and defensive starter for three seasons ... Earned Rookie of the Year honors as a freshman, junior of the year and lineman of the year as a senior ... Majored in communication studies at Sacramento State.

PAXTON'S NFL STATISTICS

Special Teams Tackles - 2000 (1), 2001 (1); Career Total (2).



Career Transactions

Roman Phifer was signed by the Patriots on Aug. 3, 2001 ... Originally drafted by the Los Angeles Rams in the second round of the 1991 NFL draft ... Signed with the Jets as a unrestriced free agent (3/5/99) … Re-signed with the Patriots (6/21/02).

Career Highlights

★**Career GP/GS: 168/147 (3/3)**

★Phifer has recorded 1,007 tackles (731 solos), including 27 sacks, and registered 14 forced fumbles, with six fumble recoveries during his 11-year playing career.

★Phifer has also intercepted 10 passes and recorded 71 passes defensed during his career.

★Phifer finished the 2001 regular season as the second leading tackler on the Patriots with 92 stops (71 solos).

★Phifer finished second among Patriots defenders with 19 tackles during the postseason.

★Phifer accumulated a single-season career-high 170 tackles in 1996 with the Rams.

★Phifer led the Rams in tackles three times during his career (117 in 1993; 149 in 1995; 170 in 1996).

★Phifer tallied a career-high 19 tackles at San Francisco (9/8/96).

Seasonal Reviews

2001 (16/16, 3/3): Started all 16 regular season games at right defensive end/linebacker … Finished the regular season as the second leading tackler on the Patriots with 92 (71 solos) ... Finished second among defenders with 19 tackles (12 solos) during the postseason … Recorded a season-high 11 tackles against Cleveland (12/9). **Cincinnati (9/9):** Made

Patriots debut with start at right defensive end and recorded six tackles ... Recovered a fumble which the Patriots turned into a touchdown on the ensuing possession. **Indianapolis (9/30):** Forced an Edgerrin James fumble that was recovered by Ted Johnson ... On next Colts series he intercepted a Peyton Manning pass intended for James and returned it 14 yards ... The Patriots scored four plays later on an Adam Vinatieri 35-yard field goal. **San Diego (10/14):** Collected seven tackles (6 solos) and was part of defensive front that held the Chargers to 85 yards rushing on 28 carries (3.0 avg.) ... Forced a fumble, which the Patriots recovered. **Buffalo (11/11):** Recorded his first sack as a Patriot when he brought down Rob Johnson for a seven-yard loss. **N.Y. Jets (12/2):** Led Patriots with nine tackles and was named Patriots Miller Lite Player of the Game in their 17-16 victory over the Jets ... Brought down running back Curtis Martin for a three-yard loss in the second quarter and dropped him for a three-yard loss following a reception in the third quarter. **Cleveland (12/9):** Tied for a game-high with 11 tackles as the Patriots held the Browns to just 50 yards rushing on 19 carries (2.6 avg.) ... Recorded his second sack of the season when he brought down Couch for a two-yard loss. **Miami (12/22):** Recovered a fumble forced by Tebucky Jones at the Patriots two-yard line stymieing a Dolphins scoring threat late in the fourth quarter ... Eclipsed the 1,000 career tackle plateau ... Part of defensive front that held the Dolphins to just 58 yards rushing on 19 carries (3.1 avg.). **Oakland (1/19):** Made the first postseason appearance of his 11-year career with start at linebacker ... Recorded eight tackles and was part of a Patriots defense that held the Raiders to just 77 yards rushing on 30 carries (2.6 avg.). **Pittsburgh (1/27):** Teamed with Mike Vrabel to tackle Kordell Stewart for a one-yard loss ... Recorded six tackles as the Patriots limited the Steelers to just 58 yards rushing on 22 carries (2.6 avg.), their lowest output of the season. **St. Louis (2/3):** Joined with Bobby Hamilton to tackle Rams tight end Ernie Conwell for a one-yard loss.

2000 (16/10- N.Y Jets): Started 10 of 16 games at right outside linebacker and played in a rotation with James Farrior throughout the season ... Recorded 45 tackles, four sacks, one forced fumble and one pass defense throughout the season. **Buffalo (9/17):** Started at linebacker and notched his first sack of the season. **Pittsburgh (10/8):** Credited with a season-high nine tackles, along with one sack. **Chicago (11/26):** Recorded his second best outing with seven tackles and one forced fumble against the Bears. **Detroit (12/17):** Accumulated four tackles, including two sacks against the Lions.

1999: (16/12 - N.Y Jets): Played in all 16 games, with 12 starts at right outside linebacker and accumulated 50 tackles ... Ranked second on the team in sacks (4.5), recorded two interceptions and six passes defensed. **New England (9/12):** Totaled five tackles, including a sack in season opener. **Buffalo (9/19):** Forced an Antowain Smith fumble. **Oakland (10/24):** Registered six tackles and a forced fumble. **Arizona (11/1):** Active all game and finished the day with four tackles, including a sack, in the Jets' 12-7 win over the Cardinals. **New England (11/15):** Recorded his third sack of the season and teamed with Anthony Pleasant for a big goal-line stand in the second quarter on a fourth-and-goal from the 1-yard line. **Buffalo (11/21):** Sacked Doug Flute for a 10-yard loss among his five tackles against the Bills. **Miami (12/12):** Credited with three tackles, including a shared sack of Dan Marino with Mo Lewis. **Miami (12/27):** Intercepted a Dan Marino pass in the fourth quarter and returned it four yards to the Miami 1-yard-line, setting up a 1-yard run to put the Jets up 24-21 ... Recorded three tackles and two passes defensed on the night in the Jets 38-31 win. **Seattle (1/2/00):** Recorded two tackles and intercepted a Jon Kitna pass in the fourth quarter allowing the Jet to hold their lead.

1998 (13/13 - St. Louis): Started and played in all 13 games ... Recorded 99 tackles and forced one fumble ... Amassed a career-high 6.5 sacks ... Recorded an interception and seven passes defensed. **Arizona (9/27):** Made a solid impact in his first action of the season with a team and season-high 10 tackles.

1997 (16/15 - St. Louis): Played in all 16 games and started 15 ... Tied for fourth on the Rams with 99 tackles, including two sacks and eight passes defenses. **New Orleans (8/31):** Tied for the team lead with six tackles and had one sack in the season opener. **N.Y. Giants (9/21):** Credited with 11 tackles and one sack. **Washington (11/30):** Recorded his 700th career tackle. **Chicago (12/14)**: Tallied a season-high 12 tackles.

PHIFER'S SPOTLIGHTS

★**Roman was the Patriots recipient of the Byron "Whizzer" White award given to the athlete who exemplifies leadership on and off the field through his humanitarian efforts and his public service achievements.**

★**Roman played in 167 regular season games before he participated in his first postseason game last year with the Patriots.**

★**Roman was a member of the Los Angeles Rams when they moved to St. Louis in 1996.**

1996 (15/15 - St. Louis): Led the team in tackles for the second year in a row and third time in four years with a career-high 170 tackles (123 solos) ... Led the team in tackles eight times and recorded nine double digit tackle games ... Averaged 11.3 tackles per game ... Added six special teams tackles. **San Francisco (9/8):** Tallied a career-high 19 tackles.

1995 (16/16 - LA Rams): Started all 16 games and led the team with 149 tackles and 14 passes defensed ... Recorded three interceptions … Phifer was the first player in team history to be named NFC Defensive Player of Month after recording 48 tackles, one sack, two forced fumbles and two interceptions during the month of September... Led the team in tackles in six games and had eight double-digit tackle games.

1994 (16/15 - LA Rams): Played in 16 games, started 15 and recorded 96 tackles (78 solos), including 1.5 sacks ... Snared two interceptions ... Earned the team's Ed Block Courage Award after playing the final 12 games with a hyper-extended left elbow ... Phifer was the team's leading tackler four times. **N.Y. Giants (10/16):** Received the defensive game ball from the coaches.

1993 (16/16 - LA Rams): Started all 16 games and led the team in tackles with 117 ... Leading Rams tackler six times during the season.

1992 (16/14 - LA Rams): Played in 16 games, including 14 starts and finished fifth on the team with 66 tackles. **N.Y. Giants (10/18):** Recorded the first interception of his career.

1991 (12/5 - LA Rams): Played in 12 games, started five and recorded 24 tackles (21 solos) … Added two sacks and forced one fumble.

College

Earned all-Pac 10 honors as a senior...recorded 112 tackles, 76 solo tackles over his career at UCLA...had a big senior year with 71 tackles, 51 solo, three interceptions and three sacks.

Personal

Roman Phifer was born on March 5, 1968 … Son, Jordan, was named after Michael Jordan ... Attended South Mecklenburg (Pineville, N.C.) High ... Lettered three years in football and basketball, earning all-county and Charlotte Post Athlete of Year honors as a senior ... Competed in track and field as a high jumper and triple jumper ... Named after ex-Rams QB Roman Gabriel ... Father, James, choose his middle name, Zubinski, out of the phone book.

ROMAN PHIFER

Pos: LB **Ht:** 6-2 **Wt:** 248lbs. **Year:** 12th **Acq:** FA-01 (NYJ) **College:** UCLA **Born:** 3/5/68

Regular Season			Tackles					Interceptions					Miscellaneous			
Year	Team	G/S	TT	UT	A	S	Yds	No	Yds	Avg	Lg	TD	PD	FF	FR	Spt
1991	LA Rams	12/5	24	21	3	2	7	0	0	0	0	0	0	1	0	3
1992	LA Rams	16/14	66	51	15	0	0	1	3	3.0	3	0	6	1	2	5
1993	LA Rams	16/16	117	96	21	0	0	0	0	0	0	0	6	0	2	2
1994	LA Rams	16/15	96	78	18	1.5	7	2	7	3.5	7	0	9	1	0	3
1995	LA Rams	16/16	149	106	43	3	23	3	52	17.3	25	0	14	3	0	0
1996	StL Rams	15/15	170	123	47	1.5	6.5	0	0	0	0	0	9	1	0	6
1997	StL Rams	16/15	99	63	36	2	9	0	0	0	0	0	8	0	0	1
1998	StL Rams	13/13	99	54	45	6.5	36	1	41	41	41	0	7	1	0	1
1999	Jets	16/12	50	36	14	4.5	34	2	20	10.0	16	0	6	3	0	1
2000	Jets	16/10	45	32	13	4	33	0	0	0	0	0	1	1	0	1
2001	Patriots	16/16	92	71	21	2	9	1	14	14.0	14	0	5	2	2	1
Totals-11 years		**168/147**	**1,007**	**731**	**276**	**27**	**164.5**	**10**	**137**	**13.7**	**41**	**0**	**71**	**14**	**6**	**24**

Postseason			Tackles					Interceptions					Miscellaneous			
2001	Patriots	3/3	19	12	7	0	0	0	0	0	0	0	1	0	0	0



Career Transactions

Ryan Phillips was signed as an unrestricted free agent by the Patriots on April 3, 2002 ... Originally drafted by the New York Giants in the third round (68th overall) of the 1997 NFL draft ... Signed by Oakland (4/27/01) ... Released by the Raiders (9/2/01) ... Signed by Indianapolis (9/25/01) ... Released by the Colts (9/29/01) ... Resigned by the Colts (10/1/01).

Career Highlights

★ **Career GP/GS: 71/41 (3/2)**

★ Phillips has played in 68 games, including 41 starts and has totaled 195 career tackles (129 solos) with 3.5 sacks. He has added four interceptions for 40 yards and seven pass defenses.

★ Phillips has amassed 35 special teams tackles, including a career-high 13 in 1998.

★ Phillips played for the N.Y. Giants in Super Bowl XXXV against the Baltimore Ravens.

★ Phillips finished third among Giants defenders with a career-high 74 tackles during the 1999 season.

Seasonal Reviews

2001 (13/6 – Indianapolis): Recorded 47 tackles (25 solos), including one sack after starting in six of the 13 games he played with the Colts ... Added one interception for 18 yards ... Registered 11 special teams tackles. **New Orleans (11/18):** Started in his first game with the Colts and collected eight tackles. **Baltimore (12/2):** Started at linebacker and equaled his career-high with nine tackles. **Atlanta (12/16):** Started at linebacker and recorded seven tackles, including his first sack of the season in 41-27 victory over the Falcons. **Denver (1/6/02):** Registered six tackles as the Colts held the Broncos to 219 total yards, the lowest total they yielded during the season ... Intercepted Brian Griese and gained 18 yards on the return ... The Colts capitalized on the turnover with a field goal.

2000 (16/16, 3/2 – N.Y. Giants): Started in all 16 regular season games with the Giants and recorded 52 tackles ... Added 1.5 sacks and one forced fumble ... Also had two interceptions for 22 yards ... Played in all three postseason games, including Super Bowl XXXV against the Baltimore Ravens ... Totaled six tackles during the postseason (5 solos). **Philadelphia (9/10):** Recorded two tackles, including a half-sack as the Giants held the Eagles to just 56 yards rushing. **Washington (9/24):** Started and amassed a season-high seven tackles ... Added one special teams stop. **Tennessee (10/1):** Equaled his career-high with seven tackles. **Dallas (10/15):** Notched five tackles in the Giants 19-14 victory over the Cowboys ... Teamed with Michael Strahan to stop Emmitt Smith for a five-yard loss. **St. Louis (11/12):** Intercepted his first pass of the season and returned it 10 yards to set up a Giants field goal ... Added two tackles. **Arizona (11/26):** Sacked Dave Brown and forced a fumble, which was recovered by Strahan ... Finished with four total tackles as the Giants limited the Cardinals to 267 total yards. **Pittsburgh (12/10):** Finished second on the team with seven tackles as the Giants held the Steelers to just 47 yards rushing in 30-10 victory. **Jacksonville (12/23):** Recorded his second interception of the season when he grabbed a Mark Brunell pass that deflected off Kyle Brady. **Philadelphia (1/7/01):** Started and recorded two tackles as the Giants limited the Eagles to 186 total yards in their 20-10 Wild Card victory.

1999 (16/16 – N.Y. Giants): Started in all 16 games at linebacker ... Finished third on the team in tackles with 74 (51 solos) ... Added one interception, three passes defensed and three special teams tackles. **New England (9/26):** Recorded seven tackles (5 solos) against the Patriots. **Philadelphia (10/3):** Finished second on the team with eight tackles as the Giants defense limited the Eagles to 174 total yards in 16-15 victory. **Dallas (10/18):** Ranked second

PHILLIPS' SPOTLIGHTS

★**Ryan is a veteran of 45 sky diving jumps. He started jumping during his senior year of high school and has graduated from free fall jumps to four-way formations.**

among Giants defenders with a career-high nine tackles in the Giants 13-10 victory. **New Orleans (10/24):** Recorded first career interception at the Giants 1-yard-line late in the fourth quarter. **Buffalo (12/12):** Finished second on the team with five tackles (4 solos) as the Giants held the Bills to 237 total yards in their 19-17 victory.

1998 (16/3 – N.Y. Giants): Started three of 16 games and totaled 21 tackles (15 solos) … Ranked second on the Giants with 13 special teams tackles. **Dallas (9/21):** Started his first career game and recorded four tackles. **San Diego (9/27):** Started and recorded one tackle in the Giants 34-16 victory. **Tampa Bay (10/4):** Started and amassed four tackles (3 solos) … Part of defense which limited the Buccaneers to just 234 total yards.

1997 (10/0 – N.Y. Giants): Played in 10 games, primarily on special teams and registered two special teams tackles … Added one defensive tackle, an 8-yard sack of Rodney Peete. **Philadelphia (8/31):** Recorded his first career tackle, a sack of Peete with 39 seconds remaining in the game. **Washington (11/23):** Part of Giant short-yardage and goal line unit.

College

Concluded college career ranked second on Idaho's career record list with 39 sacks … First-team all-conference choice as a senior in 1996 … Played in nine games, seeing action at right defensive end early in the year before shifting to the left side in the sixth contest ... Finished with 70 tackles (46 solos), 7.5 sacks for minus-41 yards and 15 stops for losses of 43 yards ... Team co-captain as he started all year at left defensive end as a junior … Recorded 60 tackles (36 solos) as he led the team with 11 sacks for minus-61 yards, 13 stops for losses of 48 yards and 24 total hits behind the line of scrimmage ... Started every game at left defensive end as a sophomore, setting a school season record with 28.5 stops behind the line of scrimmage ... Recorded 82 tackles (29 solos) with 13.5 sacks for minus-87 yards ... Recorded 68 tackles (42 solos) and ranked second on the team with seven sacks for minus-32 yards and seven stops for losses of 11 yards as a redshirt freshman.

Personal

Ryan Phillips was born the son of Donna and Richard Phillips in Renton, Washington on Feb. 7, 1974 … All-State and All-Area selection as a tight end and linebacker at Auburn (Wa.) High School ... Caught 29 passes for 400 yards with nine touchdowns and recorded 74 tackles with three fumble recoveries, returning two for touchdowns (including a 76-yarder) that year … Phillips majored in Wildlife Resources at Idaho.

SINGLE-GAME CAREER HIGHS

Regular Season

Tackles:	9	at Baltimore (12/2/01) vs. Dallas (10/18/99)
Sacks:	1	Three Times, Most Recent vs. Atlanta (12/16/01)
Interceptions:	1	Four Times, Most Recent vs. Denver (1/6/02)

RYAN PHILLIPS

Pos: LB **Ht:** 6-4 **Wt:** 250lbs. **Year:** 6th **Acq:** UFA (IND)-02 **College:** Idaho **Born:** 2/7/74

Regular Season			Tackles					Interceptions					Misc.				Postseason					
Year	Team	G/S	TT	UT	A	S	Yds	No	Yds	Avg	Lg	TD	PD	FF	FR	SpT	G/S	TT	UT	A	S	Yds
1997	Giants	10/0	1	1	0	1	8	0	0	0	-	0	0	0	0	2	0/0	0	0	0	0	0
1998	Giants	16/3	21	15	6	0	0	0	0	0	-	0	0	0	0	13	-/-	-	-	-	-	-
1999	Giants	16/16	74	51	23	0	0	1	0	0.0	0	0	3	0	0	3	-/-	-	-	-	-	-
2000	Giants	16/16	52	37	15	1.5	7	2	22	11.0	12	0	3	1	0	6	3/2	6	5	1	0	0
2001	Colts	13/6	47	25	22	1	7	1	18	18.0	18	0	1	0	0	11	-/-	-	-	-	-	-
Totals-5 years		**71/41**	**195**	**129**	**66**	**3.5**	**22**	**4**	**40**	**10.0**	**18**	**0**	**7**	**1**	**0**	**35**	**3/2**	**6**	**5**	**1**	**0**	**0**

Career Transactions

Anthony Pleasant signed with the Patriots as an unrestricted free agent on March 22, 2000 … He was originally drafted by the Cleveland Browns in the third round (73rd overall) of the 1990 NFL draft … Signed with the Atlanta Falcons as an unrestricted free agent (6/23/97) … Signed with the N.Y. Jets as an unrestricted free agent (3/16/98) … Signed with the San Francisco 49ers as an unrestricted free agent (7/19/00).

Career Highlights

Career GP/GS: 181/146 (7/7)

★Pleasant has accumulated 561 tackles (386 solos), 13 forced fumbles and two fumble recoveries during his 12-year playing career.

★Pleasant recorded the first two interceptions of his 12-year playing career during the 2001 season.

★Pleasant has been a mainstay at the defensive line position, playing in 181 career games and starting the last 64 consecutive games over the past four seasons.

★ Pleasant teamed with defensive end Bobby Hamilton for 13 sacks (six and seven, respectively) in 2001. It was the highest sack total by a Patriots defensive line tandem since defensive ends Brent Williams (8.0) and Gary Jeter (7.0) totaled 15 in 1989

★ Recorded 54 career sacks, including a career-high 11 in 1993 with the Cleveland Browns.

★His 11 sacks in 1993 is the ninth highest single-season total in Browns history.

★Credited with a career-high 10 tackles at Denver (10/30/94) and vs. New York Giants (12/4/94)

★Notched three sacks vs. Pittsburgh, establishing a career-high, at Pittsburgh (1/2/94).

PLEASANT'S SPOTLIGHTS

★Anthony has been a mainstay at the defensive line position over the past four seasons, starting in 64 consecutive games. During his 12-year playing career Anthony has played in 181 of a possible 192 games.

Seasonal Reviews

2001 (16/16, 3/3): Started all 16 regular season games on the defensive line and registered 43 tackles (35 solos), six sacks, two interceptions and forced one fumble … Finished tied for second with Willie McGinest on the team with six sacks … Recorded the first two interceptions of his 12-year career during the 2001 season … Pleasant was one of four Patriots defenders who started all 16 games during the 2001 season (Ty Law, Lawyer Milloy and Roman Phifer). **N.Y. Jets (9/23):** Collected three tackles, including a sack of Vinny Testaverde on a third down play forcing a Jets punt … Part of a defense which limited the Jets to 238 total yards, the lowest total by a Patriots opponent in 2001. **Indianapolis (9/30):** Recorded a sack for the second straight game when he brought down Peyton Manning for a six-yard loss in the Patriots 44-13 victory. **Denver (10/28):** Collected four tackles and was part of a defensive front that held the Broncos to only 86 yards rushing on 29 carries (3.0 avg.) … Tackled Broncos quarterback Brian Griese for a six-yard loss on a play in which Griese's pass was deflected back into his own arms. **Atlanta (11/4):** Led the Patriots defensive assault on the Falcons quarterbacks with two sacks … Seven different Patriot defenders recorded a season-high nine sacks … Sacked Chris Chandler twice in the third quarter. **Buffalo (11/11):** Teamed with fellow defenders to tackle Bills running back Travis Henry twice for losses as the Patriots defense limited the Bills to only 69 yards rushing on 21 carries (3.3 avg.). **St. Louis (11/18):** Tallied a season-high five tackles against the Rams. **New Orleans (11/25):** Intercepted the first pass of his career when he hauled in an Aaron Brooks pass that had been tipped by Lawyer Milloy … Teamed with McGinest to tackle Saints running back Ricky Williams for a one-yard loss. **Cleveland (12/9):** Recorded his second interception of the season and of his career, when he snatched a Tim Couch pass away from wide receiver Dennis Northcutt. **Buffalo (12/16):** Sacked Bills quarterback Alex Van Pelt for a seven-yard loss and forced him to fumble on the final play of the fourth quarter. **Miami (12/22):** Collected three tackles, including a sack of Jay Fiedler for a two-yard loss … Part of defensive front that held the Dolphins to just

58 yards rushing on 19 carries (3.1 avg). **Oakland (1/19):** Started at defensive end and was part of defensive front that held the Raiders to just 77 yards rushing on 30 carries (2.6 avg.). **Pittsburgh (1/27):** Recorded the first postseason sack of his 12-year career when he brought down Kordell Stewart for a two-yard loss in the second quarter. **St. Louis (2/3):** Collected a postseason-high five tackles as the Patriots defeated the Rams 20-17 in Super Bowl XXXVI.

2000 (16/16 - San Francisco): Started all 16 games at defensive end for the 49ers ... He was one of only three 49er defenders who started all 16 games (Brentson Buckner and Ken Norton Jr.) ... Credited with 23 tackles (18 solos), including two sacks and two passes defensed. **Carolina (9/10):** Credited with three quarterback pressures. **Dallas (9/24):** Registered one solo tackle and was part of defense that held the Cowboys to 298 total yards in the 49ers 41-24 win. **Arizona (10/1):** Tallied two solo tackles and one quarterback pressure in 27-20 win. **Carolina (10/22):** Posted three solo tackles, including four-yard sack, and one pass defensed. **New Orleans (11/5):** Recorded three tackles (2 solos), despite dislocating right ring finger in third quarter. **Kansas City (11/12):** Registered two solo tackles as the 49ers limited the Chiefs to 49 yards rushing in 21-7 win. **Atlanta (11/19):** Credited with one solo tackle and helped the defense hold the Falcons to 211 total yards in 16-6 win. **Denver (12/23):** Set a season-high with four solo tackles, including a two-yard sack and one pass defense at Broncos.



1999 (16/16 - N.Y. Jets): Started all 16 games at defensive end and led all Jets defensive linemen in tackles with 52 (41 solos) ... Added two sacks and four passes defensed. **New England (9/12):** Opened season with a three tackle performance. **Buffalo (9/19):** Celebrated his 100th career start with a four tackle performance. **Washington (9/26):** Tallied five tackles and one sack when he dropped Brad Johnson for a four-yard loss. **Denver (10/3):** Led all defensive lineman with four tackles in Jets first win of season. **Arizona (11/7):** Tallied four tackles and helped the Jets defense hold the Cardinals to just 55 yards rushing on 18 carries in 12-7 win. **New England (11/15):** Started and recorded a season-high six tackles, including one sack for a nine yard loss. **Buffalo (11/21):** Registered five tackles and a pass defense in 17-7 win over the Bills. **N.Y. Giants (12/5):** Tied his season-high with six tackles. **Miami (12/12):** Contributed two tackles and one pass defense in Jets 28-20 win over the Dolphins and helped limit their rushing attack to only 69 yards. **Dallas (12/19):** Pressured Cowboy quarterback Troy Aikman throughout the contest and finished with three tackles in the Jets 22-21 win. **Seattle (1/2):** Made two tackles and had a pass defense and helped limit the Seahawks to 33 rushing yards on 12 carries in the season finale.

1998 (16/15, 2/2 - N.Y. Jets): Started 15 of 16 games and finished with 45 tackles (34 solos), forced three fumbles and added two passes defensed ... Tied for second on the Jets with six sacks ... Started season with two tackles and forced a fumble at San Francisco (9/6) ... Forced his second fumble in as many weeks and contributed one tackle and drew Ravens tackle Jonathan Ogden into two holding penalties vs. Baltimore (9/13) ... Active in Jets first win of season with two tackles and one pass defense while limiting Indianapolis (9/20) to only two field goals in 44-6 win ... Credited with two tackles, including a sack of Dan Marino, in 20-9 win over Miami (10/4) ... Limited the Dolphins offense to only 153 total yards, including only 119 passing yards ... Accumulated three tackles at New England (10/19) and dropped quarterback Drew Bledsoe for an eight-yard loss in 24-14 win on Monday Night Football ... Registered his second sack in as many weeks, dropping Steve DeBerg for an 11-yard loss, in the Jets 28-3 win against Atlanta (10/29) ... Recorded five tackles at Indianapolis (11/15) ... Helped Jets defense limit Oilers running back Eddie George to 72 yards on 20 carries in 24-3 victory at Tennessee (11/22) ... Notched season-highs with six tackles and two sacks while the Jets defense limited the

Panthers to 216 total yards in 48-21 victory vs. Carolina (11/29) … Tallied five tackles in 32-31 win vs. Seattle (12/6) … Tied his season-high with six tackles at Buffalo (12/9) … Earned AFC Defensive Player of Week honors by recording five tackles, a sack and forced a fumble vs. New England (12/27) … Recorded four tackles and a pass defense in AFC Championship at Denver (1/17/99).

1997 (11/0 - Atlanta): Played in the last 11 games of the season as a reserve defensive end and recorded 17 tackles (7 solo) and a half-a-sack … Falcons won seven of their last eight games and narrowly missed the playoffs.

1996 (12/12 - Baltimore): Started in all 12 games he played and finished with 33 tackles (20 solos) … Finished second on the team with four sacks, marking the fifth consecutive season he recorded four or more sacks … Also recovered one fumble … Slowed at beginning of season due to injured ankle suffered in season opener and missed next four games … Returned from injury at Indianapolis (10/13) in fine fashion, recording five tackles and helped limit the Colts to only 132 passing yards … Credited with four tackles, including a sack, in 37-31 overtime win vs. St. Louis Rams (10/27) … Notched three tackles, a sack and a pass defensed in 31-17 win vs. Pittsburgh (12/1) … Recorded five tackles, including his third sack in as many weeks vs. Cincinnati (12/8).

1995 (16/16 - Cleveland): Started in all 16 regular season games … Tallied 79 tackles (56 solos), second most amongst Browns defensive linemen … Led the team with eight sacks, including six that forced fumbles … Maintained a streak of five straight games with at least one sack … Recorded two sacks, including one forced fumble, which the Browns recovered … Awarded game ball for his efforts vs. Tampa Bay (9/10) … Awarded game ball for second consecutive week for his efforts in 14-7 win at Houston (9/17) … Notched nine tackle, one sack and forced fumble performance against the Oilers … Contributed five tackles, including a sack, in 35-17 win vs. Kansas City (9/24) … Sacked Bills quarterback Jim Kelly and forced a fumble which was recovered by the Browns vs. Buffalo (10/2) … Accumulated six tackles, including one-and-a-half sacks and two forced fumbles at Detroit (10/8) … It marked his fifth consecutive game with a sack … Recorded six tackles vs. Jacksonville (10/22) … Credited with four stops, including a half-a-sack and a team-high four quarterback pressures in 29-26 overtime win vs. Cincinnati (10/29) … Recorded four tackles, including a sack and forced a fumble which led to a Browns field goal vs. Green Bay (11/19).

1994 (14/14, 2/2 - Cleveland): Established a career-high with 81 tackles to go along with four-and-a-half sacks … Recorded five tackles in 28-20 opening weekend win over Cincinnati (9/4) … Credited with eight tackles, including half-a-sack (shared with Pepper Johnson) in 37-13 win vs. Cincinnati (10/23) … Amassed a career-high 10 tackles (9 solos) at Denver (10/30) … Equaled his career-high with 10 tackles, including one sack and two pressures vs. N.Y. Giants (12/4) … Accumulated seven tackles, including a jarring seven-yard sack of Troy Aikman in 19-14 win at Dallas (12/10) … Notched a quarterback sack among his five tackles vs. Seattle (12/24) … Recorded four tackles in 20-13 Wild Card win vs. New England (1/1/95) … Tallied four solo tackles in Divisional Playoff loss against Pittsburgh (1/7/95).

SINGLE-GAME CAREER HIGHS

Regular Season		
Tackles:	10	Twice, Most Recent at Denver (10/30/94) vs. New York Giants (12/4/94)
Solo:	10	vs. New York Giants (12/4/94)
Sacks:	3.0	at Pittsburgh (1/2/94)
Interceptions:	1	vs. Cleveland (12/9/01) vs. New Orleans (11/25/01)
Postseason		
Tackles:	5	vs. St. Louis (2/3/02)
Sacks:	1	vs. at Pittsburgh (1/27/02)

1993 (16/13 - Cleveland): Led team with a career-high 11 sacks as the Browns equaled a team record of 48 set in 1993 … His total was the ninth best in team history … Recorded 66 tackles (43 solos) … Accumulated nine-and-a-half sacks over the final nine games of the season, including a career-high three sacks at Pittsburgh (1/2/94) in season finale … Registered five tackles, including a four-yard sack of Vince Evans in the Browns 19-16 win at Raiders (9/19) … Dropped John Elway for an 11-yard loss among his eight tackles vs. Denver (11/7) … Contributed two sacks vs. Seattle (11/14), including one for a safety, dropping Rick Mirer three yards deep in the end zone … It was the only safety of his career … Credited with two sacks among his eight total tackles in 17-13 win over New Orleans (12/5).

1992 (16/14 - Cleveland): Played in all 16 games, with 14 starts … Gathered 51 tackles, including four sacks and a forced fumble … His four sacks on the season, started a streak of five years in which he recorded at least four sacks.

1991 (16/7 - Cleveland): Played in all 16 regular season games, starting seven … Recorded 21 tackles, two-and-a-half sacks and a fumble recovery.

1990 (16/7-Cleveland): Finished his rookie season

with 50 tackles, three-and-a-half sacks, one pass defense, one forced fumble and ranked third on the team with 18 quarterback pressures … Added six special teams tackles … Played in all 16 games and started the final seven games of season … Earned first professional start vs. Houston (11/30) and tallied seven solo tackles, including a sack and forced fumble of quarterback Warren Moon.

College

Totaled 21 sacks in his final two seasons at Tennessee State … Comes from a long line of standout TSU defensive lineman (Ed "Too Tall" Jones, Richard Dent, Claude Humphrey, Joe "Turkey" Jones and Charles Buchanan) … Earned first-team All-Ohio Valley honors as a senior in 1989 when he totaled 54 tackles and nine sacks to go along with one forced fumble and one fumble recovery, as well as 12 tackles for loss … Earned honorable mention All-America honors by AP when he led all TSU defenders in sacks as a junior with 12 … Recorded 38 tackles, including 17 for losses, three passes defensed and one forced fumble and one fumble recovery during his junior campaign … As a sophomore he recorded 48 tackles, three tackles for loss and one pass defense … Did not play as a freshman.

Personal

Anthony Devon Pleasant was born on Jan. 27, 1968 in Century, Fla. … Earned All-America, all-state and all-conference honors as senior at Century (Fla.) High School …. Also lettered in basketball and baseball … Throughout his career Pleasant has been an active participant in charitable activities, including D.A.R.E. and Special Education awards ceremonies … Entertains aspirations of becoming a minister when his playing days are over … Enjoys working with children … Nicknamed "A.P." … Wife, Renita, has a master's degree in urban planning and psychology from Michigan … The couple have a daughter (Hannah Denette, 2).

ANTHONY PLEASANT

Pos: DE **Ht:** 6-5 **Wt:** 280lbs. **Year:** 13th **Acq:** UFA-01 (SF) **College:** Tennessee State **Born:** 1/27/68

Regular Season			Tackles					Int.		Misc.			Postseason						
Year	Team	G/S	TT	UT	A	S	Yds	No	Yds	PD	FF	FR	G/S	TT	UT	A	S	Yds	PD
1990	Browns	16/7	50	38	12	3.5	14.0	0	0	1	1	0	-/-	-	-	-	-	-	-
1991	Browns	16/7	21	12	9	2.5	8.0	0	0	0	0	1	-/-	-	-	-	-	-	-
1992	Browns	16/14	51	35	16	4.0	30.0	0	0	0	1	0	-/-	-	-	-	-	-	-
1993	Browns	16/13	66	43	23	11.0	75.5	0	0	0	1	0	-/-	-	-	-	-	-	-
1994	Browns	14/14	81	47	34	4.5	17.5	0	0	0	0	0	2/2	8	8	0	0	0	0
1995	Browns	16/16	79	56	23	8.0	55.5	0	0	1	6	0	-/-	-	-	-	-	-	-
1996	Ravens	12/12	33	20	13	4.0	15.0	0	0	0	0	1	-/-	-	-	-	-	-	-
1997	Falcons	11/0	17	7	10	0.5	2.0	0	0	0	0	0	-/-	-	-	-	-	-	-
1998	Jets	16/15	45	34	11	6.0	50.0	0	0	2	3	0	-/-	-	-	-	-	-	-
1999	Jets	16/16	52	41	11	2.0	13.0	0	0	4	0	0	2/2	8	7	1	0	0	1
2000	49ers	16/16	23	18	5	2.0	6.0	0	0	2	0	0	-/-	-	-	-	-	-	-
2001	Patriots	16/16	43	35	8	6.0	34.0	2	0	4	1	0	3/3	10	10	0	1	2	0
Totals 12 years		**181/146**	**561**	**386**	**175**	**54.0**	**320.5**	**2**	**0**	**14**	**13**	**2**	**7/7**	**26**	**25**	**1**	**1**	**2**	**1**

PLEASANT'S PATRIOTS GAME-BY-GAME

2001	Opponent	P/S	TT	UT	A	S	Yds	Int	Yds	PD	FF	FR	W/L	Score
09/09	at Cincinnati	S	4	1	3	0	0	0	0	0	0	0	L	17-23
09/23	NY Jets	S	3	3	0	1	7	0	0	0	0	0	L	3-10
09/30	Indianapolis	S	3	2	1	1	6	0	0	0	0	0	W	44-13
10/07	at Miami	S	4	2	2	0	0	0	0	1	0	0	L	10-30
10/14	San Diego	S	2	1	1	0	0	0	0	0	0	0	W ot	29-26
10/21	at Indianapolis	S	3	3	0	0	0	0	0	0	0	0	W	38-17
10/30	at Denver	S	4	4	0	0	0	0	0	0	0	0	L	20-31
11/04	at Atlanta	S	4	4	0	2	12	0	0	1	0	0	W	24-10
11/11	Buffalo	S	2	2	0	0	0	0	0	0	0	0	W	21-11
11/18	St. Louis	S	5	5	0	0	0	0	0	0	0	0	L	17-24
11/25	New Orleans	S	2	2	0	0	0	1	0	1	0	0	W	34-17
12/02	at NY Jets	S	1	1	0	0	0	0	0	0	0	0	W	17-16
12/09	Cleveland	S	0	0	0	0	0	1	0	1	0	0	W	27-16
12/16	at Buffalo	S	3	3	0	1	7.0	0	0	0	1	0	W ot	12-9
12/22	Miami	S	3	2	1	1	2.0	0	0	0	0	0	W	20-13
01/06	at Carolina	S	0	0	0	0	0	0	0	0	0	0	W	38-6
2001 Totals		**16/16**	**43**	**35**	**8**	**6**	**34.0**	**2**	**0**	**4**	**1**	**0**		**11-5**
01/19	Oakland	S	2	2	0	0	0	0	0	0	0	0	W ot	16-13
01/27	at Pittsburgh	S	3	3	0	1	2.0	0	0	0	0	0	W	24-17
02/03	St. Louis	S	5	5	0	0	0	0	0	0	0	0	W	20-17
2001 Postseason		**3/3**	**10**	**10**	**0**	**1**	**2.0**	**0**	**0**	**0**	**0**	**0**		**3-0**

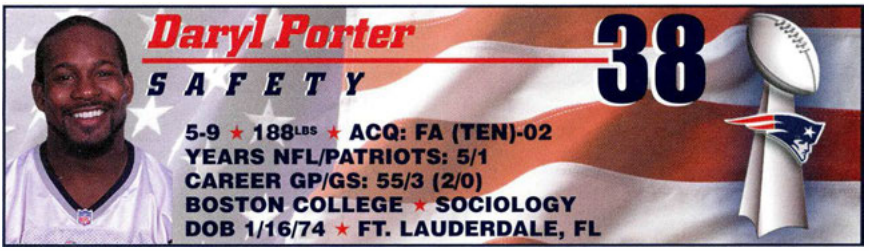

Career Transactions

Daryl Porter was signed by the New England Patriots as a free agent on May 8, 2002 … Originally a sixth-round draft choice (186th overall) of Pittsburgh in the 1997 NFL Draft … Waived by the Steelers (8/20/97) and signed to their practice squad (8/26/97) … Signed to the Detroit Lions 53-man roster (10/21/97) … Released by the Lions (8/25/98) … Re-signed to the Steelers practice squad (9/1/98) … Signed to Buffalo's active roster (12/16/98) … Signed with Miami as a free agent (3/15/01) but was released in the team's final roster cut-down (9/2/01) … Signed with Tennessee Titans as a free agent (9/13/01).

PORTER'S SPOTLIGHTS

★Daryl is a cousin of former NFL and University of Miami stand-outs Bennie and Brian Blades.

Career Highlights

★**Career GP/GS: 55/3 (2/0)**

★Porter has played in 55 career games with three starts and has recorded 65 defensive tackles (51 solos) and one interception during his four-year playing career.

★Porter has collected 62 career special teams tackles, including a career-high 21 in 2000. He led Tennessee with 17 special teams stops in 2001.

★Porter recovered a fumble and returned it 23 yards for a score and intercepted his first career pass against Chicago (11/12/00).

Seasonal Reviews

2001 (14/3 – Tennessee): Signed by the Titans (9/13) and played in 14 games with three starts … Tied for the team lead with 17 special teams tackles and added 31 defensive tackles (26 solo), two fumble recoveries and four passes defensed. **Tampa Bay (10/14):** Recorded two special teams tackles in a 31-28 overtime win over the Buccaneers. **Jacksonville (11/4):** Started his first game at strong safety and recorded four tackles and two special teams tackles in a 28-24 win. **Baltimore (11/12):** Started at strong safety and recorded one tackle, one fumble recovery and one special teams tackle as the Titans held the Ravens to just 238 total yards. **Cincinnati 11/18:** Played at strong safety and on special teams and recorded three tackles, one pass defense and one special teams tackle in a 20-7 win. **Cleveland (12/2):** Recorded three tackles, one pass defense and two special teams tackles in a 31-15 win. **Green Bay (12/16):** Amassed three tackles, one special teams tackle and one fumble recovery in a 26-20 win … His fumble recovery led to a Titan touchdown on next play … Part of defense that helped limit the Packers to just 223 total yards, including Ahman Green's lowest rushing total of season (nine yards). **Oakland (12/22):** Played at strong safety and on special teams and recorded three tackles and one special teams tackle in a 13-10 win. **Cleveland (12/30):** Recorded five tackles, one pass defense and two special teams tackles. **Cincinnati (1/6/02):** Started at strong safety (in nickel package) and tied his season-high with five tackles.

2000 (16/0 – Buffalo): Played in all 16 games for the Bills and saw action as the team's nickel and dime back … Finished the year with 20 tackles, an interception, four passes defensed, three fumble recoveries and two forced fumbles … Added 21 stops on special teams, which ranked fourth on the club … Returned a fumble 23 yards for a touchdown … Also had one reception for 44 yards on a fake punt. **N.Y. Jets (9/17):** Recorded a season-high four tackles, in addition to a pass defense. **San Diego (10/15):** Amassed four special teams tackles in the Bills 27-24 overtime victory. **Minnesota (10/22):** Credited with two tackles, a pass defense and a forced fumble. **Chicago (11/12):** Scored his first career touchdown when he recovered a fumble and galloped 23 yards for a score … After a sack and forced fumble by Sam Rogers, Keith Newman recovered the fumble and ran 25 yards before getting stripped of the ball, Porter them picked up the loose ball and went the final 23 yards for the score … Recorded his first career interception when he picked off Shane Matthews … Also had three special teams tackles. **Kansas City (11/19):** Caught a pass from punter Chris Mohr on a fake punt and turned it into a 44-

yard gain … Added three special teams tackles. **Seattle (12/23):** Registered three tackles and a pair of forced fumbles in Bills 42-23 victory in the season finale.

1999 (16/0, 1/0 – Buffalo): Appeared in all 16 regular season games and playoff contest in a reserve role … Credited with 14 tackles and seven passes defensed … Contributed 13 tackles on special teams, which placed fourth on the squad … Returned two kickoffs for 41 yards with a long of 24. **Washington (11/7):** Recorded four tackles. **N.Y. Giants (12/12):** Broke up two passes against the Giants. **Indianapolis (1/2/00):** Recorded four tackles in 31-6 victory over the Colts in their season finale. **Tennessee (1/8/00):** Posted five tackles on defense in Wild Card Playoff game against the Titans.

1998 (0/0 – Pittsburgh - 2/0, 1/0 – Buffalo): Attended training camp with Detroit, but was released by the Lions prior to the regular season and signed to Pittsburgh's practice squad (9/1) … Spent the majority of the season on the Steelers practice squad until being signed to Buffalo's 53-man roster on (12/16) … Appeared in each of Buffalo's final two regular season games and their playoff contest in a reserve role … Recorded two tackles on special teams during the regular season and one in their Wild Card Playoff game at Miami (1/2/99).

1997 (7/0 – Detroit): Originally a sixth-round draft choice (186th overall) of Pittsburgh in 1997 but was waived by the Steelers (8/19) and signed to their practice squad (8/29) … Spent the first eight weeks of the season on the practice squad before being signed to Detroit's 53-man roster (10/21) … Played in seven games for the Lions and recorded nine special teams tackles … Recorded three special teams stops against Washington (11/9) and Minnesota (11/16) … Listed among inactives for regular season finale vs. N.Y. Jets (12/21) and Wild Card playoff game at Tampa Bay (12/28).

College

Porter earned four letters at Boston College (1993-96) … Started 34 of the 46 games he played during his career and registered 298 tackles … Selected first-team All-Big East as a senior in 1996 when he led the Eagles with a career-high 115 tackles … Named the Big East Player of the Week when he collected 16 tackles and an interception against Michigan … Started at right cornerback as a junior and led the club with 13 passes defensed … Moved into the starting lineup at right cornerback by the second game of his sophomore season … Ranked third on the team that year with 76 tackles … Originally went to Boston College as a running back but was moved to cornerback.

Personal

Daryl Maurice Porter was born on January 16, 1974 in Fort Lauderdale, Fla. … Two-time all-state and All-Broward County selection at St. Thomas Aquinas (Fort Lauderdale, Fla.) High … Led team to Class 4A State title as a senior in 1992 when he rushed for 1,230 yards and 19 touchdowns … Amassed 1,100 yards rushing and 20 touchdowns as a junior … Blocked a total of eight kicks over his final two seasons … Also lettered in baseball, and earned all-county honors as an outfielder his senior season when he batted .445 and stole 40 bases … Had a brief stint on the Boston College baseball team in 1995 … Majored in sociology at Boston College.

DARYL PORTER

Pos: S **Ht:** 5-9 **Wt:** 188 **Year:** 6th **Acq:** FA-02 (Ten) **College:** Boston College **Born:** 1/16/74

Regular Season			Tackles				Int.		Miscellaneous						Kickoff Returns				Postseason				
Year	Team	G/S	TT	UT	A	No	Yds	TD	PD	FF	FR	Yds	TD	SpT	No	Yds	Avg	Lg	TD	G/S	TT	UT	A
1997	Lions	7/0	0	0	0	0	0	0	0	0	0	0	0	9	0	0	0.0	-	0	0/0	0	0	0
1998	Bills	2/0	0	0	0	0	0	0	0	0	0	0	0	2	0	0	0.0	-	0	1/0	0	0	0
1999	Bills	16/0	14	7	7	0	0	0	7	0	0	0	0	13	2	41	20.5	24	0	1/0	5	2	3
2000	Bills	16/0	20	18	2	1	0	0	4	2	3	23	1	21	0	0	0.0	-	0	-/-	-	-	-
2001	Titans	14/3	31	26	5	0	0	0	4	0	2	0	0	17	0	0	0.0	-	0	-/-	-	-	-
Totals – 5 Years		**55/3**	**65**	**51**	**14**	**1**	**0**	**0**	**15**	**2**	**5**	**23**	**1**	**62**	**2**	**41**	**20.5**	**24**	**0**	**2/0**	**5**	**2**	**3**

ADDITIONAL STATS: **Receiving**: 1 for 44 yards in 2000



Career Transactions

J.R. Redmond was drafted by the New England Patriots in the third round (76th overall) of the 2000 NFL draft.

Career Highlights

★**Career GP/GS: 24/5 (3/1)**

★Redmond snared three passes for 24 yards during the game-winning overtime drive against the Raiders in the AFC Divisional Playoff game (1/19/02).

★Redmond also recorded three receptions for 24 yards on the Patriots game-winning scoring drive at the end of regulation in Super Bowl XXXVI against St. Louis.

★Redmond accumulated 119 yards rushing on 35 carries (3.4 avg.) and caught 13 passes for 132 yards (10.2 avg.) during the 2001 season.

★Redmond gained 406 yards rushing on 125 carries, including one touchdown for the Patriots as a rookie in 2000. It was the second-highest total on the club. He also was tied for fourth with 20 receptions totaling 126 yards and two scores

★Voted unanimous Miller Lite Player of the Game after he accumulated 132 total yards against the Colts (10/22/00), including season-highs of 97 yards rushing and 35 yards receiving.

★Redmond was the leading Patriots rusher in both of the team's top rushing performances of the season. He gained 66 of the Patriots 189 yards at Buffalo (12/17) and 97 of their 155 yards against the Colts (10/22/00).

★Scored his first rushing touchdown in the NFL on a 1-yard plunge vs. Buffalo (11/5).

REDMOND'S SPOTLIGHTS

★J.R. started his own company called JR Just Run, which sells sporting goods apparel and equipment to parks, recreational facilities and schools.

★During the offseason, J.R. participates in many speaking engagements at schools in the Los Angeles area.

Seasonal Reviews

2001 (12/0; 3/1): Finished the season with 119 yards rushing on 35 carries (3.4 avg.) and caught 13 passes for 132 yards (10.2 avg.) … Added three special teams tackles. **Cincinnati (9/9):** Opened the season with 24 yards receiving on three receptions and 12 yards rushing on three attempts against the Bengals … Set a new career-high with a 30-yard kickoff return. **Indianapolis (10/21):** Recorded two special teams tackles. **New Orleans (11/25):** Carried the ball four times for 20 yards on a drive that culminated in an Antowain Smith three-yard touchdown run in the fourth quarter. **Buffalo (12/16):** Set a single-game career-high with 45 yards receiving on three receptions. **Miami (12/22):** Recorded season-highs with 11 carries and 35 yards rushing and contributed to the Patriots season-high 196 yards rushing against the Dolphins. **Oakland (1/19):** Recorded three receptions for 24 yards on an overtime game-winning drive that culminated in an Adam Vinatieri 23-yard field goal. **Pittsburgh (1/27):** Made his first career playoff start at running back and gained 13 yards on three carries (4.3 avg.). **St. Louis (1/27):** Corralled three receptions on the Patriots scoring drive late in the fourth quarter to set up Adam Vinatieri's 48-yard game-winning field goal as time expired.

2000 (12/5): Started five of 12 games as a rookie running back for the Patriots ... Finished second on the team with 406 yards rushing on 125 carries, adding one touchdown ... Tied for fourth with 20 receptions totaling 126 yards and two scores ... Also returned one kickoff for 25 yards ... Established career-highs with 97 yards rushing and 35 yards receiving at Indianapolis (10/22). **N.Y. Jets (9/11):** Played running back along with returning kickoffs … Saw his first action at running back, recording two yards on five carries including a 4-yard run … Carried the ball for two yards to help set up Adam Vinatieri's 30-yard field goal in the second quarter. **Denver (10/1):** Caught the first pass of his career, a 5-yard reception, and then notched his first touchdown catch on the very next play (12-yards) ... The 12-yard score increased the Patriots lead over the Broncos to 21-3 and they went on to a 28-19 win … Also gained 15 yards on six carries. **Indianapolis (10/8):** Contributed 45 yards to the Patriots 118 yards rushing, their third highest rushing total of the

season … Gained 17 yards on four carries during the Patriots opening drive, to set up Adam Vinatieri's 21-yard field goal … Recorded the longest reception of his career, a 20-yarder, which set up 2-yard touchdown pass from Bledsoe to Eric Bjornson … Broke through line for 14-yard gain late in the fourth quarter, as the Patriots were trying to run time off clock. **Indianapolis (10/22):** Unanimously voted Patriots Miller Lite Player of the Game … Started at running for first time in NFL career and set career highs in rushing yards (97), receptions (5), receiving yards (35) and total yards from scrimmage (132) … On opening drive, accounted for 55 yards, including a 19-yard touchdown reception ... He gained 30 yards rushing and 25 yards receiving on the drive, which encompassed 18-plays, 89-yards and 8:43. **Buffalo (11/5):** Scored first rushing touchdown of career, on a 1-yard plunge in the fourth quarter, tying the game at 10 ... Carried a career-high 24 times and gained 68 yards ... Tied a career high with five receptions for 19 yards ... Returned a kickoff 25 yards. **Cleveland (11/12):** Gained 60 yards on 10 carries (6.0 avg.) including a season-high 20-yard run ... His 20-yard run set up Adam Vinatieri's 38-yard field goal. **Buffalo (12/17):** Led the Patriots with 66 yards rushing on 20 carries before leaving game with right leg injury in third quarter … Contributed 66 yards to the Patriots highest rushing performance of the season (189 yards) ... Ran eight times for 40 yards (5.0 avg.) on drive culminating with an Adam Vinatieri 22-yard field goal in the first quarter.

College

Redmond was a four-year letterman at Arizona State (1996-99) ... He was named the team's offensive most valuable player three times (1997-99) ... He ranks third in ASU history with 616 rushing attempts and 3,210 rushing yards, topped only by Freddie Williams (648 attempts for 3,424 yards, 1973-76) and Woody Green (675 for 4,188, 1971-73) ... Also ranks third in school history with 32 touchdowns ... Redmond recorded 12 100-yard games during his college career, tying him with Leon Burton (1955-58) for the fifth-highest total in school annals ... His 5,522 career all-purpose yards ranks second behind Whizzer White's 5,654 yards (1947-50) in school history. 1999 (Senior): All-Pac-10 Conference first-team selection as an all-purpose back, adding second-team honors as a running back ... Named Arizona State's Offensive Most Valuable Player ... Led the team with 1,085 yards rushing and 12 touchdowns on 224 carries (4.8 avg.) ... Recorded five 100-yard rushing games during his senior season ... Snatched 12 passes for 97 yards (8.1 avg.) and a score ... Averaged 137.4 all-purpose yards per game ... Amassed 214 all-purpose yards and scored three of the Sun Devils' four touchdowns against UCLA. 1998 (Junior): All-American second-team pick by the Associated Press ... All-Pac-10 Conference first-team selection as a running back and return specialist ... Added the team's Offensive Most Valuable Player accolades ... Led the team with 166 carries for 883 yards (5.3 avg.) and 11 touchdowns in 10 games ... Averaged 155.8 all-purpose yards per game, ranking 13th in the nation and first in the Pac-10 ... Set a school single-game record with 350 all-purpose yards vs. Southern California. 1997 (Sophomore): Appeared in 11 games, starting one contest ... Carried 155 times for 915 yards (5.9 avg.) and seven touchdowns ... Ranked 12th in the nation and third in the Pac-10 with 159.0 all-purpose yards per game. 1996 (Redshirt): Earned the Bill Kijikawa Award for the Arizona State's outstanding freshman ... Gained 911 all-purpose yards while appearing in eleven games as a reserve tailback ... Carried 71 times for 327 yards (4.6 avg.) and a pair of touchdowns ... Caught 10 passes for 211 yards (21.1 avg.) with two scores. 1995 (Freshman): Red-shirted as a freshman.

SINGLE-GAME CAREER HIGHS

Rushing

Attempts:	24	vs. Buffalo (11/5/00)
Yards:	97	at Indianapolis (10/22/00)
Long:	20	at Cleveland (11/12/00)
Touchdown:	1	vs. Buffalo (11/5/00)

Receiving

Receptions:	5	vs. Buffalo (11/5/00)
		at Indianapolis (10/22/00)
Yards:	45	at Buffalo (12/16/01)
Long:	20	vs. Indianapolis (10/8/00)
Touchdown:	1	at Denver (10/1/00)
		at Indianapolis (10/22/00)

Personal

Joseph Robert Redmond was born on Sept. 28, 1977 in Los Angeles, Calif. ... Listed by The Tacoma News-Tribune as a "Western 100" choice and named him the most versatile player in the Western 100 at Carson (Calif.) High ... Made The Long Beach Press-Telegram's "Best In The West" list with six votes ... Earned first-team all-state honors as a defensive back in 1994 ... Also made first-team all-city in both 1993 and 1994 ... Selected Most Valuable Player of the Carson High squad in both 1993 and 1994 ... Played eight different positions at Carson High ... Amassed 2,469 all-purpose yards and scored 23 touchdowns while also collecting 203 tackles in three seasons, including three interceptions and eight fumble recoveries ... Had 26 receptions for 536 yards and 14 touchdowns in 1993 ... Returned 11 punts for 400 yards and 12 kickoffs for 338 yards ... Best game was vs. Franklin High in the first round of the 4A city playoffs in 1994 with 16 carries for 316 yards and six touchdowns ... Captained the football team in 1993 and 1994 ... Lettered in basketball, soccer and track ... Had a personal-best clocking of 21.9 in the 200-meter dash ... Majored in English at Arizona State.

J.R. REDMOND

Pos: RB **Ht:** 5-11 **Wt:** 215lbs. **Year:** 3rd **Acq:** D3-00 (76th) **College:** Arizona State **Born:** 9/28/77

Regular Season			Rushing					Receiving					Kickoff Returns					Fumbles		Tackles	
Year	Team	G/S	No	Yds	Avg	Lg	TD	No	Yds	Avg	Lg	TD	No	Yds	Avg	Lg	TD	No	Lost	SpT	Misc
2000	Patriots	12/5	125	406	3.2	20	1	20	126	6.3	20	2	1	25	25.0	25	0	2	0	0	0
2001	Patriots	12/0	35	119	3.4	16	0	13	132	10.2	17	0	2	57	28.5	30	0	0	0	3	1
2-Year Totals		**24/5**	**160**	**525**	**3.3**	**20**	**1**	**33**	**258**	**7.8**	**20**	**2**	**3**	**82**	**27.3**	**30**	**0**	**2**	**0**	**3**	**1**
Postseason			**Rushing**					**Receiving**					**Kickoff Returns**					**Fumbles**		**Tackles**	
2001	Patriots	3/1	7	6	0.9	7	0	9	69	7.7	20	0	0	0	0.0	0	0	0	0	0	0

REDMOND'S CAREER GAME-BY-GAME

Regular Season			Rushing					Receiving						
2000 Opponent		**G/S**	**No**	**Yds**	**Avg**	**Lg**	**TD**	**No**	**Yds**	**Avg**	**Lg**	**TD**	**W/L**	**Score**
9/3	Tampa Bay	p	-	-	-	-	-	-	-	-	-	-	L	16-21
9/11	at N.Y. Jets	p	5	2	0.4	4	0	-	-	-	-	-	L	19-20
9/17	Minnesota			inactive					inactive				L	13-21
9/24	at Miami			did not play					did not play			L	3-10	
10/1	at Denver	p	6	15	2.5	5	0	2	17	8.5	12	1	W	28-19
10/8	Indianapolis	p	14	45	3.2	14	0	1	20	20	20	0	W	24-16
10/15	N.Y. Jets	p	1	2	2	2	0	-	-	-	-	-	L	17-34
10/22	at Indianapolis	S	22	97	4.4	12	0	5	35	7	19t	1	L	23-30
11/5	Buffalo	p	24	68	2.8	12	1	5	19	3.8	6	0	L	ot 13-16
11/12	at Cleveland	S	10	60	6	20	0	-	-	-	-		L	11-19
11/19	Cincinnati			inactive					inactive				W	16-13
11/23	at Detroit	p	11	30	2.7	12	0	1	5	5	5	0	L	9-34
12/4	Kansas City			inactive					inactive				W	30-24
12/10	at Chicago	S	6	18	3	6	0	4	22	5.5	13	0	L	17-24
12/17	at Buffalo	S	20	66	3.3	13	0	-	-	-	-	-	W	ot 13-10
12/24	Miami	S	6	3	0.5	3	0	2	8	4	6	0	L	24-27
2000 Totals		**12/5**	**125**	**406**	**3.2**	**20**	**1**	**20**	**126**	**6.3**	**20**	**2**		**5-11**
2001 Opponent		**G/S**	**No**	**Yds**	**Avg**	**Lg**	**TD**	**No**	**Yd**	**Avg**	**Lg**	**TD**	**W/L**	**Score**
09/09	at Cincinnati	p	3	12	4.0	7	0	3	24	8.0	14	0	L	17-23
09/23	N.Y. Jets	p	4	20	5.0	16	0	2	16	8.0	9	0	L	3-10
09/30	Indianapolis			inactive									W	44-13
10/07	at Miami			inactive									L	10-30
10/14	San Diego			inactive									W ot	29-26
10/21	at Indianapolis	p	1	0	0.0	0	0	0	0	0	0	0	W	38-17
10/28	at Denver	p	1	0	0.0	0	0	1	-3	-3.0	-3	0	L	20-31
11/04	at Atlanta	p	0	0	0.0	0	0	0	0	0.0	0	0	W	24-10
11/11	Buffalo	p	0	0	0.0	0	0	0	0	0	0	0	W	21-11
11/18	St. Louis			did not play									L	17-24
11/25	New Orleans	p	4	20	5.0	12	0	0	0	0	0	0	W	34-17
12/02	at N.Y. Jets	p	3	17	5.7	10	0	0	0	0	0	0	W	27-16
12/09	Cleveland	p	0	0	0.0	0	0	1	8	8.0	8	0	W	27-16
12/16	at Buffalo	p	0	0	0.0	0	0	3	45	15.0	17	0	W ot	12-9
12/22	Miami	p	11	35	3.2	8	0	0	0	0	0	0	W	20-13
01/06	at Carolina	p	8	15	1.9	6	0	3	42	14.0	17	0	W	38-6
2001 Totals		**12/0**	**35**	**119**	**3.4**	**16**	**0**	**13**	**132**	**10.2**	**17**	**0**		**11-5**
01/19	Oakland	p	3	-3	-1.0	0	0	4	43	10.8	20	0	W ot	16-13
01/27	at Pittsburgh	S	3	13	4.3	7	0	2	2	1.0	7	0	W	24-17
02/03	St. Louis	p	1	-4	-4.0	-4	0	3	24	8.0	11	0	W	20-17
2001 Postseason		**3/1**	**7**	**6**	**0.9**	**7**	**0**	**9**	**69**	**7.7**	**20**	**0**		**3-0**

Career Transactions

Greg Robinson-Randall was drafted by the New England Patriots in the fourth round (127th overall) of the 2000 NFL draft.

Career Highlights

★**Career GP/GS: 28/20 (3/3)**

★Opened holes for the Patriots running game in 2001, which improved to the 12th ranked rushing attack in the NFL (112.2 yards per games) from the 26th (86.9) in 2000.

★Robinson-Randall helped pave the way for running back Antowain Smith's career-best 1,157 yards rushing during the 2001 season.

★Robinson-Randall helped power the Patriots to their highest rushing output of the 2000 season, 189 yards vs. Buffalo (12/17/00).

ROBINSON-RANDALL'S SPOTLIGHTS

★**Greg added the extended name "Randall" to his last name in honor of his father, who died of cancer when he was just 5 years old.**

★**Greg was voted All-Big Ten conference first-team selection in 1999 and played a part in the Spartans earning a 10-2 record during his senior year.**

Seasonal Reviews

2001 (16/16, 3/3): Started all 16 regular season games and all three postseason games at right tackle … One of only three Patriots offensive lineman to start all 19 games (Joe Andruzzi and Mike Compton) … Opened holes for the Patriots running game, which improved to the 12th ranked rushing attack in the NFL (112.2 yards per games) from the 26th (86.9) in 2000 … Helped pave the way for running back Antowain Smith's career-best 1,157 yards rushing. **Indianapolis (9/30):** Blocked for a rushing attack that gained 177 yards on 39 carries (4.5 avg.) and scored three touchdowns. **Indianapolis (10/21):** Helped the Patriots offense achieve their second-highest offensive production of the season, 385 yards, including 123 yards rushing … The offensive line also did not allow a sack. **Atlanta (11/4):** Cleared the way for the Patriots 135 yards rushing, including the team's first 100-yard rusher of the year (Smith – 117 yards). **Buffalo (11/11):** Part of offensive line that led the way for the Patriots 134 yards rushing on 31 carries (4.3 avg.), including Smith's second consecutive 100-yard rushing performance … It was the first time a Patriots running back recorded consecutive 100-yard games since Robert Edwards in 1998 (12/13/98 – 12/20/98). **New Orleans (11/25):** Powered the Patriots to a season-high 432 yards of total offense, including 191 yards rushing on 38 carries (5.0 avg.) and their third 100-yard rusher in four games (Smith's 111 yards). **Miami (12/22):** Blocked for a rushing attack that amassed a season-high 196 yards rushing on 44 carries (4.5 avg.) and their fourth 100-yard rusher of the season (Smith's 156 yards). **Oakland (1/19):** Started at right tackle in his first career postseason game and the Patriots accumulated 365 total yards of offense in their 16-13 overtime victory. **St. Louis (2/3):** Started at right tackle and was part of offensive line that led the way for 133 yards rushing on 25 carries (5.3 avg.), the Patriots highest total of the 2001 postseason.

2000 (12/4): Started in four of 12 games as a rookie for the Patriots. **Tampa Bay (9/3):** Made his NFL debut playing offensive tackle for Patriots. **N.Y. Jets (9/11):** Played right tackle but sustained an injury to his right arm in second quarter and did not return. **Indianapolis (10/22):** Participated at right tackle as part of the Patriots offensive line rotation that enabled the offense to accumulate a season-high 386 yards ... New England also set season-highs in first downs (24) and passing first downs (11) ... The line also did not surrender a sack on 34 pass attempts. **Cincinnati (11/19):** Part of offensive line that did not allow a sack in second half of their 16-13 victory. **Detroit (11/23):** Started in his first NFL game at right tackle against the Lions on Thanksgiving. **Buffalo (12/17):** Started at right tackle and was part of offensive line that helped the offense gain a season-high 189 yards rushing ... Offensive line only allowed one sack in 13-10 overtime win over the Bills. **Miami (12/24):** Provided ample time for Drew Bledsoe to set a season-high



with 311 yards passing ... Bledsoe was only sacked once in 35 pass attempts against Miami.

College

Robinson-Randall was a two-year starter at Michigan State (1998-99) ... Helped the Spartans to a 10-2 record during the 1999 season, the schools' highest win total since 1965 ... They closed out their season with a 37-34 victory over Florida in the 1999 Citrus Bowl. 1999 (Senior): All-Big Ten Conference first-team selection ... Manned the right tackle position, helping the offense average 368.2 yards per game as he delivered 87 knockdowns ... Posted 13 knockdowns, including touchdown resulting blocks on a 23-yard pass and another that cleared the way for T.J. Duckett's 4-yard run into the end zone, as the team generated 492 yards vs. Eastern Michigan. 1998 (Junior): Earned the team's Outstanding Underclass Lineman Award ... Played in every game, starting the final 10 contests at right tackle ... Made 48 knockdowns and graded 82.8% for blocking consistency ... Posted eight knockdowns, including one that opened a hole on a 3-yard touchdown run by Sedrick Irvin who gained 119 yards on the ground vs. Notre Dame. 1997 (Junior College): Voted Super Prep JUCO All-American selection, twice earning All-Conference honors as an offensive tackle at Coffeyville (Kan.) Community College.

Personal

Greg Robinson-Randall was born the son of Gwyn Robinson and Gregory Randall June 23, 1978 in Galveston, Texas ... Rated among the top 100 prospects coming out of Texas as a senior, earning first-team all-state and all-district accolades at La Marque (Texas) High ... Also lettered in basketball and track and field ... Majored in kinesiology at Michigan State.

Career Transactions

Grey Ruegamer was signed to the Patriots 53-man roster from the Pittsburgh Steelers practice squad on Nov. 16, 2000 ... Originally a third-round draft choice (72nd overall) of the Miami Dolphins in 1999 ... Released from the Dolphins following training camp in 2000 ... Signed onto the Pittsburgh Steelers practice squad (8/29/00) … Re-signed with the Patriots (4/19/02).

Career Highlights

★**Career GP/GS: 20/1 (3/0)**

★Made his first career start at center vs. Indianapolis (9/30/01) and blocked for a rushing attack which gained 177 yards and scored three touchdowns in 44-13 victory over the Colts.

RUEGAMER'S SPOTLIGHTS

★Grey and his wife Laurie participated in the Morgan Memorial Thanksgiving Adopt-a-Family program in 2001, which provided Thanksgiving dinner for 100 needy Boston families.

★Grey spoke at a D.A.R.E. graduation this past offseason in Plainville, Mass.

Seasonal Reviews

2001 (14/1, 3/0): Participated on the offensive line and on special teams in 14 regular season games, including one start. **Indianapolis (9/30):** Started at center, and in his first NFL start, he opened holes for a rushing attack that gained 177 yards and scored three touchdowns in 44-13 victory over the Colts. **Miami (10/7):** Participated at right guard in the second-half when he replaced the injured Joe Andruzzi. **Atlanta (11/4):** Participated as an extra tight end in short yardage situa-

tions. **Oakland (1/19):** Participated on special teams in his first career postseason game, but did not record any statistics.

2000 (0/0 - Pittsburgh, 6/0 - Patriots): Signed with the Patriots on Nov. 16, 2000 after spending the first 11 weeks of season on the Pittsburgh Steelers practice squad … Participated as third tight end and on special teams with the Patriots. **Cincinnati (11/19):** Made his NFL debut against the Bengals. **Kansas City (12/4):** Called into action when left guard Joe Andruzzi injured his leg in the third quarter.

1999 (0/0 - Miami): Inactive for 15 regular season games and both playoff contests during his rookie season … Dressed out but did not play vs. Philadelphia (10/24) … Third-round draft choice (72nd overall) of Miami in 1999.

College

Ruegamer was a four-year letterman (1995-98) and starter at Arizona State … Started every game at center his senior year … Earned a Walter Camp All-America selection and a first-team All-Pac 10 choice … One of 12 finalists for the Lombardi Award … Graded out at 87 percent while posting 72 knockdown blocks as a senior for an offense that amassed 4,530 yards … Earned All-Pac 10 honors as a junior … Opened his junior season as the team's starting left tackle before moving to center for the final six contests … Received honorable mention all-conference accolades as a sophomore when he saw time at both tackle and center.

Personal

Grey Ruegamer was born in Scottsdale, Arizona on June 10, 1976 … Attended Bishop Gorman High School in Las Vegas … Voted team's MVP his senior year … Posted an undefeated record as a heavyweight wrestler his junior year … Also lettered in track, where he competed in the shot put and the discus … Worked with the D.A.R.E. program and the YMCA … Participated in St. Jude's Trail Ride and other events benefiting the Cystic Fibrosis Foundation … Majored in special education at Arizona State … Grey's wife's name is Laurie.



Career Transactions

Jace Sayler was re-signed by the Patriots on Feb. 25, 2002 … Originally signed by the Patriots on April 27, 2001 … Placed on injured reserve (10/5/01).

Career Highlights

★**Career GP/GS: 2/1 (0/0)**

Seasonal Reviews

2001 (2/1, 0/0): Recorded two tackles while playing in two games … Placed on injured reserve (10/5/01). **Cincinnati (9/9):** He became the first Patriots undrafted free agent to start on opening day since 1995 when he lined up at nose tackle against the Bengals and recroded a solo tackle. **N.Y. Jets (9/23):** Participated and recorded one tackle.

SAYLER'S SPOTLIGHTS

★Jace became the first Patriots undrafted free agent to start on opening day since Wil Moore opened at wide receiver versus Cleveland (9/3/95).

College

Four-year letterman at Michigan State from 1997-2000 … Appeared in 46 games for the Spartans, earning 28 starts … Recorded 175 tackles (77 solos) with eight sacks and 20 stops for losses during his career … Started every game at left defensive tackle during the 2000 season and recorded 53 tackles (26 solos) with a five-yard sack and a team-high nine stops for losses … Deflected six passes and recovered a fumble … Began his career as a defensive end before switching inside to tackle during his junior campaign … Appeared in every game during the 1999 season, including starts in the last four contests at left defensive tackle … Finished with 46 tackles (19 solos), three sacks and four stops for losses …

Earned Big Ten player of the week honors after delivering 10 tackles (6 solos) with a one-yard sack and a pair of stops behind the line of scrimmage against Colorado State.

Personal

James M. Sayler was born the son of Tricia and Jay Sayler on Feb. 27, 1979 in Rockford, Ill. … Named *ESPN Magazine* Prep All-American … Played in the Illinois North-South Shrine as a senior at McHenry (Ill.) High School … Selected first team all-state at both defensive end and tight end … Recorded 26 receptions for 548 yards (21.1 avg) and five touchdowns while recording 70 tackles in 1996 as a senior … Caught 30 passes for 581 yards (19.4 avg) and seven touchdown as a junior.

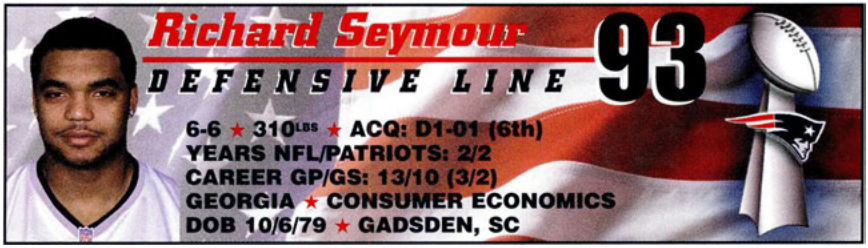

Career Transactions

Richard Seymour was drafted by the Patriots in the first round (sixth overall) of the 2001 NFL Draft … Signed with the Patriots (7/24/01).

Career Highlights

★**Career GP/GS: 13/10 (3/2)**

★Seymour finished second among Patriots defensive lineman with 44 tackles (25 solos) during his rookie season in 2001.

★Seymour finished tied for fourth on the team with three sacks during his inaugural season in the NFL.

Seasonal Reviews

2001 (13/10, 3/2): Played in 13 regular season games on the defensive line, including 10 starts … Amassed 44 tackles (25 solos), including three sacks … Voted to *Pro Football Weekly* All-Rookie Team … Totaled 11 tackles (7 solos) in the postseason, including one sack in Super Bowl XXXVI. **N.Y. Jets (9/23):** Made his NFL debut and recorded four tackles as the Patriots limited the Jets to 238 total yards, the lowest total they yielded during the season. **Indianapolis (9/30):** Recorded four tackles as the Patriots defense limited the Colts offense to 82 yards rushing and forced four turnovers in their 44-13 victory. **Miami (10/7):** Established a career-high with seven tackles (4 solos). **San Diego (10/14):** Recorded two tackles and was part of Patriots defensive front that held the Chargers to only 85 yards rushing on 28 carries (3.0 avg.) in their 29-26 overtime victory. **Atlanta (11/4):** Started at nose tackle and recorded his first career sack when he brought down Chris Chandler for a six-yard loss … Part of a defensive assault on the Falcons quarterbacks as seven different defenders recorded a season-high nine sacks. **Buffalo (11/11):** Started at defensive tackle and tied his career-high with seven tackles (5 solos) in the Patriots 12-9 overtime victory over the Bills … His seven tackles also tied Ted Johnson for the team lead as the Patriots held the Bills to only 241 total yards, including 69 yards rushing. **New Orleans (11/25):** Started at right defensive tackle and recorded three tackles in the Patriots 34-17 victory … Blocked a 43-yard field goal attempt by John Carney in the first quarter. **N.Y. Jets (12/2):** Started at defensive tackle and recorded three tackles, including a sack of Vinny Testaverde for a six-yard loss in the Patriots 17-16 victory. **Cleveland (12/9):** Recorded his third sack of the season and his second in as many weeks when he brought down Tim Couch for a six-yard loss … Accumulated five tackles and was part of defensive front that held the Browns to just 50 yards rushing on 19 carries (2.6 avg.) … Also had a key block on Browns punter Chris Gardocki on a Troy Brown 85-yard punt return for a touchdown. **Miami (12/22):** Collected four tackles as the Patriots defensive limited the Dolphins to just 58 yards rushing on 19 carries (3.1 avg.) in their

SEYMOUR'S SPOTLIGHTS

★**Richard, a first-round selection in the 2001 draft, spoke to the 2002 draft class about life as an NFL rookie at the NFL's annual rookie symposium this past spring.**

★**While at Georgia (1997-2000) Richard helped lead the Bulldogs to a 19-5 home record, the best career record since the senior class of 1992.**

★**Richard attended the same high school as David Patten.**

20-13 victory ... Lined up as an eligible fullback and made the lead block on an Antowain Smith two-yard touchdown run. **Carolina (1/6):** Recorded the first career fumble recovery, covering a ball that was stripped from running back Richard Huntley by Willie McGinest ... Lined up as an eligible fullback in goal line formations. **Oakland (1/19):** Credited with five tackles as the Patriots defense held the Raiders to just 77 yards rushing on 30 carries (2.6 avg.) ... Joined with Tedy Bruschi to tackle Charlie Garner for no gain in the fourth quarter. **Pittsburgh (1/27):** Made his first career postseason start at defensive tackle and recorded three tackles as the defense limited the Steelers to just 58 yards rushing on 22 carries (2.6 avg.) ... Tackled Amos Zereoue for a one-yard loss and brought down Kordell Stewart for a two-yard loss. **St. Louis (2/3):** Recorded three tackles, including his first career postseason sack when he brought down Kurt Warner for a seven-yard loss in the Patriots 20-17 victory in Super Bowl XXXVI.

College

Seymour was a four-year letterman at Georgia (1997-2000) ... Played in 41 games for the Bulldogs, earning 25 starting assignments ... Finished his career with 223 tackles (106 solos), nine-and-a-half sacks, 25.5 tackles for losses and 35 quarterback pressures ... Voted All-Southeastern Conference first-team pick twice (1999-2000) ... Led his team in both his senior and junior years with 10 and 10.5 tackles for losses, respectively ... Named SEC player of the week twice during his career. 2000 (Senior): Named All-American first-team selection by the American Football Coaches Association and Walter Camp, earning second-team honors from The Sporting News ... Voted All-Southeastern Conference first-team pick ... Started ten games at right defensive tackle, recording 78 tackles (35 solos) and a team-leading 10.5 tackles for loss ... Added one-and-a-half sacks for a loss of six-and-a-half yards ... Credited with 13 quarterback pressures ... Earned SEC player of the week honors following nine tackle, one sack performance vs. Tennessee ... Bulldog defense limited Arkansas to only 52 yards rushing on 26 carries (2.0 avg.), their lowest total allowed in 2000 ... Accumulated nine tackles, including a 2-yard sack and two stops behind the line of scrimmage to earn SEC Player of the Week honors in 21-10 win versus Tennessee ... 1999 (Junior): All-Southeastern Conference first-team selection ... Started all 11 games at right defensive tackle and led the team with 74 tackles (38 solos), including 10 tackles-for-loss ... Collected four sacks for minus 22 yards and seven quarterback pressures ... Also intercepted a pass ... Collected six tackles (5 solos), including a pair of sacks, three stops for minus 12 yards and a pressure that resulted in an interception in 24-6 victory over South Carolina ... Named SEC defensive player of the week for his performance against the Gamecocks ... Established a career-high with 13 tackles against Georgia Tech. 1998 (Sophomore): Appeared in every game, with four starts for the Bulldogs ... Despite starting only four games, he finished fourth on the team with 69 tackles (32 solos) ... Added four sacks for minus 38 yards and 14 quarterback pressures ... Recorded five tackle-for-loss of 11 yards, recovered and caused a fumble ... Accumulated a season-high 12 tackles, including a sack, a stop behind the line of scrimmage and two quarterback pressures versus Tennessee ... Followed with 11 tackle performance in 28-26 victory over Kentucky. 1997 (Freshman): Appeared in nine games during his freshman year at right defensive tackle ... Recorded two tackles and a quarterback pressure.



Personal

Richard Vershaun Seymour was born the son of Richard and Deborah Seymour on Oct. 6, 1979 in Gadsden, S.C. ... First-team all-region and all-area selection as a two-way lineman at Lower Richland (S.C.) High ... Led the team with 83 tackles and eight sacks as a senior ... Voted all-area player of the week and led his team to all-area team of the week honors four times in 1996 ... Named team captain and best defensive lineman on the team ... Also lettered in basketball and track ... Majored in housing and consumer economics at Georgia.

RICHARD SEYMOUR

Pos: DL **Ht:** 6-6 **Wt:** 310lbs. **Year:** 2nd **Acq:** D1-01 (6th) **College:** Georgia **Born:** 10/6/79

Regular Season			Tackles					Int.		Misc.			Postseason						
Year	Team	G/S	TT	UT	A	S	Yds	No	Yds	PD	FF	FR	G/S	TT	UT	A	S	Yds	PD
2001	Patriots	13/10	44	25	19	3	18	0	0	1	0	1	3/2	11	7	4	1	7	2

SEYMOUR'S CAREER GAME-BY-GAME

2001	Opponent	P/S	TT	UT	A	S	Yds	Int	Yds	PD	FF	FR	W/L	Score
09/09	at Cincinnati						Inactive						L	17-23
09/23	NY Jets	S	4	3	1	0	0	0	0	0	0	0	L	3-10
09/30	Indianapolis	p	2	2	0	0	0	0	0	0	0	0	W	44-13
10/07	at Miami	p	7	4	3	0	0	0	0	0	0	0	L	10-30
10/14	San Diego	p	2	1	1	0	0	0	0	0	0	0	W	ot 29-26
10/21	at Indianapolis						Inactive						W	38-17
10/28	at Denver						Inactive						L	20-31
11/04	at Atlanta	S	1	1	0	1	6	0	0	0	0	0	W	24-10
11/11	Buffalo	S	7	5	2	0	0	0	0	0	0	0	W	21-11
11/18	St. Louis	S	2	1	1	0	0	0	0	0	0	0	L	17-24
11/25	New Orleans	S	3	1	2	0	0	0	0	0	0	0	W	34-17
12/02	at NY Jets	S	3	2	1	1	6	0	0	0	0	0	W	17-16
12/09	Cleveland	S	5	1	4	1	6	0	0	1	0	0	W	27-16
12/16	at Buffalo	S	2	1	1	0	0	0	0	0	0	0	W	ot 12-9
12/22	Miami	S	4	1	3	0	0	0	0	0	0	0	W	20-13
01/06	at Carolina	S	2	2	0	0	0	0	0	0	0	1	W	38-6
2001 Totals		**13/10**	**44**	**25**	**19**	**3**	**18.0**	**0**	**0**	**1**	**0**	**1**		**11-5**
01/19	Oakland	p	5	2	3	0	0	0	0	1	0	0	W	ot 16-13
01/27	at Pittsburgh	S	3	3	0	0	0	0	0	0	0	0	W	24-17
02/03	St. Louis	S	3	2	1	1	7.0	0	0	1	0	0	W	20-17
2001 Postseason		**3/2**	**11**	**7**	**4**	**1**	**7.0**	**0**	**0**	**2**	**0**	**0**		**3-0**

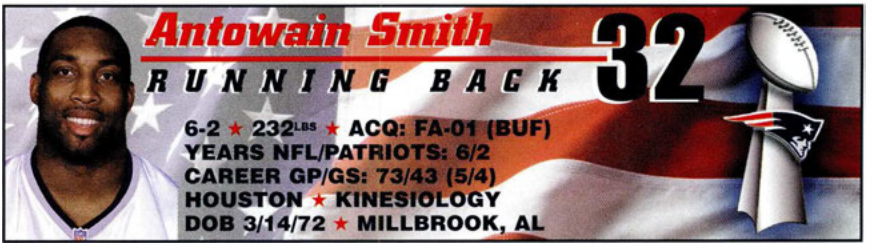

Pronounced: AN-twon

Career Transactions

Antowain Smith was signed by the Patriots on June 7, 2001 ... Re-signed with the Patriots (3/1/02) ... Originally drafted by the Buffalo Bills in the first round (23rd overall) of the 1997 NFL Draft ... Released by the Buffalo Bills (5/18/01).

Career Highlights

★**Career GP/GS: 73/43 (5/4)**

★Smith established a new career-high with 1,157 yards rushing during the 2001 season. His previous high, 1,124 yards in 1998, was the only other 1,000-yard rushing season of his career

★Smith became just the ninth Patriot to gain 1,000 yards rushing in a single season and his 1,157 yards ranked seventh in franchise history. He was the first Patriot 1,000 yard rusher since Robert Edwards gained 1,115 yards in 1998.

★Smith set a career-high with 13 touchdowns (12 rushing, 1 receiving) in 2001. It was the third highest total in franchise history and the most since Curtis Martin scored 14 in 1996. New England had an 8-1 record in games when Smith scored a touchdown in 2001.

★Smith led all rushers with 92 yards on 18 carries (5.0 avg.) in Super Bowl XXXVI.

★Recorded 11 100-yard rushing performances during his five-year career, including four with the Patriots. His teams have a 10-1 record during those games, including a 4-0 record with the Patriots.

★Smith was the first rookie to lead the Buffalo Bills in rushing since Thurman Thomas (881 in 1988).

Seasonal Reviews

2001 (16/15, 3/2): Started 15 of 16 regular season games at running back and led the Patriots and ranked sixth in the AFC with 1,157 yards rushing … Eclipsed the 100-yard total four times during the season, including a career-high 156 yards vs. Miami (12/22) … Patriots recorded a 4-0 record in Smith's four 100-yard games … Scored 13 touchdowns in 2001 and was tied for third in the AFC and fifth in the NFL … Patriots were 8-1 in 2001 when Smith scored a touchdown. **Indianapolis (9/30):** Recorded game-highs with 94 yards rushing and 58 yards receiving in the Patriots 44-13 victory … Rushed for two touchdowns for the seventh time in his career. **Miami (10/7):** Scored Patriots only touchdown on 9-yard first quarter run … Recorded a rushing touchdown for second straight week. **San Diego (10/14):** Scored a rushing touchdown for the third straight week with a one-yard run in the third quarter … Ran for five yards on fourth-and-two in the fourth quarter to extend scoring drive that ended in an Adam Vinatieri 23-yard field goal. **Indianapolis (10/21):** Gained 71 yards rushing on 21 carries against the Colts, including 51 yards on 14 carries in the second half as the Patriots won 38-17. **Atlanta (11/4):** Recorded his first 100-yard rushing performance as a Patriot with a game-high 117 yards … It was the first 100-yard rushing performance by a Patriot since Terry Allen rushed for 126 yards against the Bills on 12/26/99. **Buffalo (11/11):** Recorded his second consecutive 100-yard rushing game, the ninth of his career with 100 yards rushing on 20 carries (5.0 avg.) and two touchdowns … Voted Patriots Miller Lite Player of Game for his performance … Scored on a one-yard run and on a 42-yard run on his final carry of the day in the fourth quarter … His 42-yard touchdown run was his longest rushing touchdown of the season. **New Orleans (11/25):** Eclipsed the 100-yard rushing mark for the third time in 2001 with 111 yards on 24 carries (4.6 avg.) in a 34-17 victory over the Saints … Caught a team-high 41-yard screen pass for a touchdown from Tom Brady … It was the first receiving touchdown of his career and the longest reception by a Patriots running back in 2001 … Also scored on a three-yard run in the fourth quarter, his seventh rushing touchdown of the season. **N.Y. Jets (12/2):** Recorded his eighth rushing touchdown of the season with four-yard run … Hauled in a 40-yard reception from Tom Brady on third-and-nine, extending a drive which culminated in a Marc Edwards four-yard touchdown run. **Cleveland (12/9):** Scored two rushing touchdowns and accumulated a game-high 76 yards rushing in a 27-16 win over the Browns … Smith established a single-season career-high with his ninth and tenth rushing touchdowns … His previous high was eight touchdowns in both 1997 and 1998. **Buffalo (12/16):** Rushed for a game-high 20 carries for 95 yards (4.8 avg.) in 12-9 overtime victory … Recorded a game-long 38-yard run in overtime to set up Adam Vinatieri's 23-yard, game winning field goal. **Miami (12/22):** Established a new career-high with 156 yards rushing on 26 carries (6.0 avg.) and scored on a two-yard run in the Patriots 20-13 win … Smith registered a season-long 44-yard run in the second quarter … Voted Patriots Miller Lite Player of the Game for his performance … Recorded his fourth 100-yard rushing game of the season … Eclipsed the 1,000-yard rushing mark for the second time in his career and became the first Patriot to do so since Robert Edwards in the 1998 season. **Carolina (1/6):** Gained a team-high 81 yards rushing, including a game-long 32-yard touchdown run in the third quarter. **Oakland (1/19):** Carried the ball four times for 15 yards on an overtime game-winning drive that culminated in an Adam Vinatieri 23-yard field goal. **Pittsburgh (1/27):** Registered a team-long 19 yard run in the fourth quarter as the team held on to a seven-point lead and ran out the final 2:02 of the game. **St. Louis (2/3):** Recorded a game-high 92 yards on 18 carries in the Patriots 20-17 victory over the Rams in Super Bowl XXXVI.

2000 (11/3 - Buffalo): Played in 11 games, with three starts and finished second on the team in yards rushing (354), rushing attempts (101) and rushing touchdowns (4) … Added three receptions for 20 yards (6.7 avg.). **Tennessee (9/3):** Rushed for 42 yards on 17 carries in the Bills season-opening 16-13 victory over the Titans. **Green Bay (9/10):** Gained

SMITH'S SPOTLIGHTS

★Antowain received interest from a number of Division I and II schools but bypassed college while he supported his grandparents. He spent two years working at a factory near Millbrook, Ala., before enrolling at East Mississippi in 1994 following the death of his grandmother.

★In just his first year with the Patriots, Antowain became the ninth Patriot to gain 1,000 yards rushing in a single season and his 1,157 yards ranked seventh in franchise history.

30 yards rushing in 27-18 win against the Packers. **New England (11/5):** Returned to the field and rushed for 13 yards on three carries in the Bills 13-10 overtime win against the Patriots. **Chicago (11/12):** Picked up 29 yards as the Bills triumphed 20-3. **Seattle (12/23):** Posted career-high numbers in yards rushing (147) and touchdowns (3), when he came off the bench to average 8.6 yards per carry in the Bills 42-23 victory ... It was the seventh 100-yard game of his career ... Became just the second Bills player to record multiple three touchdown games during his career ... The game marked just the sixth time in Bills history that they had a 100-yard rusher (Antowain Smith), 100-yard receiver (Eric Moulds) and a 300-yard passer (Doug Flutie) in the same game.

1999 (Buffalo - 14/11): Played in 14 games and started 11 with Buffalo and finished second on the team with 614 yards rushing on 165 attempts (3.7 avg.) … Led the team with six rushing touchdowns. NY Jets (9/19): Directed the Bills rushing attack which gained a season-high 224 yards, with 113 yards in a 17-3 win ... It was his fifth 100-yard game of his career … Capped a 99-yard drive with a 1-yard touchdown run in the second quarter. **Philadelphia (9/26):** Led the team in rushing with 16 carries for 64 yards in 26-0 victory over the Eagles … Picked up his second touchdown in as many weeks with a 4-yard run. **Oakland (10/17):** Rushed for 57 yards on just five carries, including a season-long 52-yard touchdown run on his second carry of the game. **Washington (11/7):** Contributed 68 yards on 20 carries (3.4 avg.) and two touchdowns as the offense rolled up 204 rushing yards in 34-17 victory. **Miami (11/14):** Led the Bills with 126 yards rushing on 29 carries (4.3 avg.) in 23-3 win over the Dolphins. **N.Y. Jets (11/21):** Limited because of a turf toe and had only two carries for six yards. **Indianapolis (1/2):** Carried the ball three times for 31 yards (10.3 avg.), including a 21-yard touchdown run before leaving the game with a concussion. **Tennessee (1/8/00):** Carried the load in the Wild Card contest against the Titans with 79 yards on 14 carries and two touchdowns, despite playing with a turf toe injury ... Picked up his first two touchdowns in postseason play on runs of four and one yards, becoming just the fourth Bill to score multiple touchdowns in a postseason game … His 1-yard touchdown run gave the Bills a 13-12 lead in the fourth quarter.

100-YARD RUSHING GAMES

Smith has eclipsed the 100-yard mark 11 times during his career, including four games last season. The Patriots had a 4-0 record when he rushed for over 100 yards in 2001 and his teams are now 10-1 in those games during his career.

Yards	Att	Avg	TD	W/L	Versus
156	**26**	**6.0**	**1**	**W**	**vs. Miami, 12/22/01**
147	17	8.7	3	W	at Seattle, 12/23/00
130	31	4.2	2	W	at Indianapolis, 10/11/98
129	12	10.7	3	W	vs. Indianapolis, 9/21/97
126	29	4.3	0	W	vs. Miami, 11/14/99
118	22	5.4	0	L	vs. St. Louis, 9/20/98
117	**23**	**5.1**	**0**	**W**	**at Atlanta, 11/4/01**
113	30	3.9	1	W	vs. NY Jets, 9/19/99
111	**24**	**4.6**	**1**	**W**	**vs. New Orleans, 11/25/01**
107	23	4.7	2	W	vs. Indianapolis, 11/22/98
100	**20**	**5.0**	**2**	**W**	**vs. Buffalo, 11/11/01**

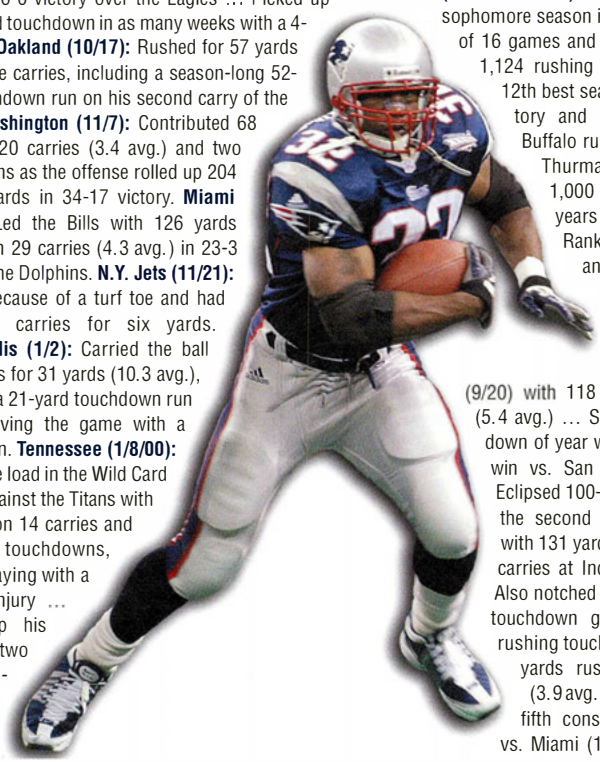

1998 (Buffalo - 16/14): Enjoyed an outstanding sophomore season in the NFL, starting 14 of 16 games and leading the Bills with 1,124 rushing yards … It was the 12th best season total in team history and he became the first Buffalo running back other than Thurman Thomas to top 1,000 rushing yards in 14 years (Greg Bell, 1984) … Ranked ninth in the AFC and 14th in the NFL in rushing yards ... Recorded first 100-yard rushing day of the season vs. Rams (9/20) with 118 yards on 22 carries (5.4 avg.) … Scored his first touchdown of year with 6-yarder in 26-21 win vs. San Francisco (10/4) … Eclipsed 100-yard rushing mark for the second time in three weeks with 131 yards on a career-high 31 carries at Indianapolis (10/11) … Also notched his third career multi-touchdown game with a pair of rushing touchdowns … Totaled 82 yards rushing, on 21 carries (3.9 avg.) as the Bills won their fifth consecutive game, 30-24 vs. Miami (11/1) … Led the Bills

with 88 yards rushing on 24 carries as they totaled 213 yards rushing vs. New England (11/15) … Accumulated 107 yards rushing on 23 carries (4.7 avg.) and scored two touchdowns in the Bills 34-11 win vs. Indianapolis (11/22) … It was his fourth career multi-touchdown game and his third against the Colts … Topped the 1,000-yard mark for the season with 77 yards on 22 carries in 44-21 win vs. Oakland (12/13) … Made his first career playoff appearance, starting at running back in Wild Card game at Miami (1/2/00).

1997 (16/0 - Buffalo): Participated in all 16 games as a rookie and led the team in rushing yardage (840) and rushing touchdowns (8) despite not starting any games ... Smith became the first rookie to lead the Bills in rushing since Thurman Thomas (881 in 1988) and was the NFL's third leading rookie rusher behind Cincinnati's Corey Dillon (1,129) and Tampa Bay's Warrick Dunn (978) ... Led the Bills in rushing yards in nine games and tied for the lead once ... Amassed 840 yards rushing on 194 attempts (4.3 avg.) and scored eight touchdowns … Also caught 28 passes for 177 yards (6.3 avg.) … Made NFL debut in season opener vs. Minnesota (8/31) and picked up 27 yards on his first career rushing attempt, finishing the game with 55 yards on seven carries … Enjoyed his best game of the season vs. Indianapolis (9/21) when he rushed for 129 yards on 12 carries (10.7 avg.) and scored three rushing touchdowns … One of his rushing touchdowns, included a 54-yard scoring run … It was just the ninth time a Bill ran for three touchdowns in a game … Followed with 88 yards rushing on 13 carries vs. Detroit (10/5), including a 56-yard touchdown run late in the game, becoming the first Bill since Cookie Gilchrist (1964) to record 50+ yard runs in consecutive games … Recorded the second-highest rushing total of the season, with 92 yards on 16 carries (5.7 avg.) vs. Denver (10/26) … Totaled 78 yards on 13 carries (6.0 avg.) as the Bills set a season-high with 197 yards rushing vs. N.Y. Jets (11/30) … Closed the season with a pair of rushing touchdowns at Green Bay (12/20), increasing his season total to eight, the second highest total by a Bills rookie since Joe Cribbs had 11 in 1980.

College

Played two seasons at Houston (1995-96) after a year of junior college football at East Mississippi ... Despite appearing in just 21 games at Houston, finished ninth on the school's all-time rushing list with 1,847 yards and 19 touchdowns ... Truly had a breakthrough season as a senior, gaining 1,239 yards on 202 carries (6.1 average) and 14 touchdowns ... His 14 touchdowns set a Cougars single-season record and he also established a school mark with a 96-yard TD run vs. Pittsburgh ... In addition, set a Houston record by scoring 36 points on six touchdowns in overtime win over Southern Mississippi ... In his first season with Houston, played in 10 games and rushed for 608 yards and five touchdowns on 152 carries despite being slowed by an achilles injury ... Voted JUCO All-America after gaining over 1,100 yards in 1994 at East Mississippi College.

SINGLE-GAME CAREER HIGHS

Rushing		
Attempts:	31	at Indianapolis (10/11/98)
	30	vs. NY Jets (9/19/99)
Rushing Yards:	156	vs. Miami (12/22/01)
	147	at Seattle (12/23/00)
Longest Run:	59	at Seattle (12/23/00)
	56t	vs. Detroit (10/5/00)
Rushing TDs:	3	at Seattle (12/23/00)
		vs. Indianapolis (9/12/97)
Receiving		
Most Receptions:	5	vs. Minnesota (8/31/97)
Receiving Yards:	58	vs. Indianapolis (9/30/01)
Longest Reception:	41t	vs. New Orleans (11/25/01)
Postseason		
Rushing		
Attempts:	20	vs. Oakland (1/19/02)
Rushing Yards:	92	vs. St. Louis (2/3/02)
Longest Run:	44	at Tennessee (1/8/00)
Rushing TDs:	2	at Tennessee (1/8/00)
Receiving		
Most Receptions:	2	at Tennessee (1/8/00)
Longest Reception:	32	at Tennessee (1/8/00)
Receiving Yards:	23	at Tennessee (1/8/00)

Personal

Antowain Drurell Smith was born in Millbrook, Ala. on March 14, 1972 … Did not play football until his senior year at Stanhope Elmore (Ala.) High but was an all-district and all-conference running back that year ... Received interest from a number of Division I and II schools but bypassed college while he supported for his grandparents ... Spent two years working at a factory near Millbrook, AL, before enrolling at East Mississippi in 1994 following the death of his grandmother ... High school and little league teammate of Chargers running back Robert Chancey … Grew up as a fan of running back Eric Dickerson ... Majored in kinesiology.

ANTOWAIN SMITH

Pos: RB **Ht:** 6-2 **Wt:** 232lbs. **Year:** 6th **Acq:** FA-01 (BUF) **College:** Houston **Born:** 3/14/72

Regular Season			Rushing					Receiving					Kickoff Returns					Fumbles
Year	**Team**	**G/S**	**No**	**Yds**	**Avg**	**Lg**	**TD**	**No**	**Yds**	**Avg**	**Lg**	**TD**	**No**	**Yds**	**Avg**	**Lg**	**TD**	**No**
1997	Bills	16/0	194	840	4.3	56t	8	28	177	6.3	19	0	0	0	0.0	0	0	4
1998	Bills	16/14	300	1,124	3.8	30	8	5	11	2.2	9	0	0	0	0.0	0	0	5
1999	Bills	14/11	165	614	3.7	52t	6	2	32	16.0	23	0	0	0	0.0	0	0	4
2000	Bills	11/3	101	354	3.5	59	4	3	20	6.7	9	0	1	0	0.0	0	0	1
2001	Patriots	16/15	287	1,157	4.0	44	12	19	192	10.1	41t	1	0	0	0.0	0	0	4
Totals - 5 Years		**73/43**	**1,047**	**4,089**	**3.9**	**59**	**38**	**57**	**432**	**7.6**	**41t**	**1**	**1**	**0**	**0.0**	**0**	**0**	**18**

Postseason			Rushing					Receiving					Kickoff Returns					Fumbles
Year	**Team**	**G/S**	**No**	**Yds**	**Avg**	**Lg**	**TD**	**No**	**Yds**	**Avg**	**Lg**	**TD**	**No**	**Yds**	**Avg**	**Lg**	**TD**	**No**
1998	Bills	1/1	7	15	2.1	7	0	1	12	12.0	12	0	0	0	0.0	0	0	0
1999	Bills	1/0	14	79	5.6	44	2	0	0	0.0	0	0	0	0	0.0	0	0	0
2001	Patriots	3/3	53	204	3.8	19	0	1	4	4.0	4	0	0	0	0.0	0	0	0
Totals - 3 Years		**5/4**	**74**	**298**	**4.0**	**44**	**2**	**2**	**16**	**8.0**	**12**	**0**	**0**	**0**	**0.0**	**0**	**0**	**0**

ANTOWAIN SMITH'S CAREER GAME-BY-GAME

			Rushing					Receiving						
1997	**Opponent**	**P/S**	**Att**	**Yds**	**Avg**	**Lg**	**TD**	**No**	**Yds**	**Avg**	**Lg**	**TD**	**W/L**	**Score**
8/31	Minnesota	P	7	55	7.9	27	0	5	44	8.8	13	0	L	13-34
9/7	at N.Y. Jets	P	14	47	3.3	14	0	1	-6	-6.0	-6	0	W	28-22
9/14	at Kansas City	P	11	30	2.7	9	0	2	3	1.5	2	0	L	16-22
9/21	Indianapolis	P	12	129	10.7	54t	3	3	32	10.6	15	0	W	37-35
10/5	Detroit	P	13	88	6.8	56t	1	1	6	6.0	6	0	W	22-13
10/12	at New England	P	6	22	3.7	11	0	3	21	7.0	12	0	L	6-33
10/20	at Indianapolis	P	15	42	2.8	11	0	0	0	0	0	0	W	9-6
10/26	Denver	P	16	92	5.7	26	0	1	0	0	0	0	L	ot 20-23
11/2	Miami	P	22	59	2.7	12	0	1	0	0	0	0	W	9-6
11/9	New England	P	12	43	3.6	20	1	1	1	1.0	1	0	L	10-31
11/17	at Miami	P	13	41	3.2	12	0	0	0	0	0	0	L	13-30
11/23	at Tennessee	P	9	7	0.7	4	0	2	27	13.5	19	0	L	14-31
11/30	N.Y. Jets	P	13	78	6.0	20	0	1	6	6.0	6	0	W	20-10
12/7	at Chicago	P	6	17	2.8	8	0	2	9	4.5	8	0	L	3-20
12/14	Jacksonville	P	15	70	4.7	13	1	1	2	2.0	2	0	L	14-20
12/22	at Green Bay	P	10	20	2.0	5	2	4	32	8.0	15	0	L	21-31
1997	**Totals**	**16/0**	**194**	**840**	**4.3**	**56t**	**8**	**28**	**177**	**6.3**	**19**	**0**		**6-10**
1998	**Opponent**	**P/S**	**Att**	**Yds**	**Avg**	**Lg**	**TD**	**No**	**Yds**	**Avg**	**Lg**	**TD**	**W/L**	**Score**
9/6	at San Diego	S	20	54	2.7	11	0	2	5	2.5	9	0	L	14-16
9/13	at Miami	S	13	34	2.6	15	0	0	0	0	0	0	L	7-13
9/20	St. Louis	S	22	118	5.4	23	0	0	0	0	0	0	L	33-24
10/4	San Francisco	S	22	47	2.1	12	1	0	0	0	0	0	W	26-21
10/11	at Indianapolis	S	31	130	4.2	30	2	0	0	0	0	0	W	31-24
10/18	Jacksonville	S	11	47	4.3	12	0	1	5	5.0	5	0	W	17-16
10/25	at Carolina	S	11	44	4.0	21	0	1	-4	-4.0	-4	0	W	30-14
11/1	Miami	P	21	82	3.9	21	0	0	0	0	0	0	W	30-24
11/8	at N.Y. Jets	S	9	37	4.1	9	0	0	0	0	0	0	L	12-34
11/15	New England	S	24	88	3.7	15	0	0	0	0	0	0	W	13-10
11/22	Indianapolis	S	23	107	4.7	15	2	0	0	0	0	0	W	34-11
11/29	at New England	S	21	58	2.8	10	0	0	0	0	0	0	L	21-25
12/6	at Cincinnati	S	18	77	4.3	28	1	0	0	0	0	0	W	33-20
12/13	Oakland	S	22	77	3.5	20	1	0	0	0	0	0	W	44-21
12/19	N.Y. Jets	P	20	82	4.1	10	0	1	5	5.0	5	0	L	10-17
12/27	at New Orleans	S	12	42	3.5	15	1	0	0	0	0	0	W	45-33
1998	**Totals**	**16/14**	**300**	**1,124**	**3.8**	**30**	**8**	**5**	**11**	**2.2**	**9**	**0**		**10-6**
1/2	at Miami	S	7	15	2.1	7	0	1	12	12.0	12	0	L	17-24
1999	**Opponent**	**P/S**	**Att**	**Yds**	**Avg**	**Lg**	**Td**	**No**	**Yds**	**Avg**	**Lg**	**Yd**	**W/L**	**Score**
9/12	at Indianapolis	P	6	7	1.2	4	0	1	9	9.0	9	0	L	14-31
9/19	N.Y. Jets	S	30	113	3.8	12	1	0	0	0	0	0	W	17-3
9/26	Philadelphia	S	16	64	4.0	20	1	0	0	0	0	0	W	26-0
10/4	at Miami	S	12	36	3.0	20	0	0	0	0	0	0	W	23-18
10/10	Pittsburgh	S	11	27	2.5	7	0	0	0	0	0	0	W	24-21
10/17	Oakland	S	5	57	11.4	52t	1	0	0	0	0	0	L	14-20
10/24	at Seattle	S	10	34	3.4	15	0	0	0	0	0	0	L	16-26
10/31	at Baltimore	S	6	5	0.8	2	0	0	0	0	0	0	W	13-10

ANTOWAIN SMITH'S CAREER GAME-BY-GAME (cont.)

			Rushing					Receiving						
1999	**Opponent**	**P/S**	**Att**	**Yds**	**Avg**	**Lg**	**TD**	**No**	**Yds**	**Avg**	**Lg**	**TD**	**W/L**	**Score**
11/7	at Washington	P	20	68	3.4	11	2	0	0	0	0	0	W	34-17
11/14	Miami	S	29	126	4.3	24	0	0	0	0	0	0	W	23-3
11/21	at N.Y. Jets	P	2	6	3.0	4	0	0	0	0	0	0	L	7-17
11/28	New England	S	9	21	2.3	4	0	1	23	23.0	23	0	W	17-7
12/12	N.Y. Giants	S	6	19	3.2	8	0	0	0	0	0	0	L	17-19
12/19	at Arizona			inactive									W	31-21
12/26	at New England			inactive									W	ot 13-10
1/2	Indianapolis	S	3	31	10.3	21t	1	0	0	0	0	0	W	31-6
1999	**Totals**	**14/11**	**165**	**614**	**3.7**	**52t**	**6**	**2**	**32**	**16.0**	**23**	**0**		**11-5**
1/8	at Tennessee	p	14	79	5.6	44	2	0	0	0.0	0	0	L	16-22
2000	**Opponent**	**P/S**	**Att**	**Yds**	**Avg**	**Lg**	**Td**	**No**	**Yds**	**Avg**	**Lg**	**Td**	**W/L**	**Score**
9/3	Tennessee	S	17	42	2.5	11	0	0	0	0	0	0	W	16-13
9/10	Green Bay	P	12	17	1.4	16	0	0	0	0	0	0	W	27-18
9/17	at N.Y. Jets	S	5	13	2.6	4	0	0	0	0	0	0	L	14-27
10/1	Indianapolis			did not play									L	16-18
10/8	at Miami			did not play									L	13-22
10/15	San Diego			did not play									W	ot 27-24
10/22	at Minnesota			inactive									L	27-31
10/29	N.Y. Jets			inactive									W	23-20
11/5	at New England	P	3	13	4.3	11	0	0	0	0	0	0	W	ot 16-13
11/12	Chicago	P	13	29	2.2	9	0	1	9	9.0	9	0	W	20-3
11/19	at Kansas City	P	12	21	1.8	9	0	0	0	0	0	0	W	21-17
11/26	at Tampa Bay	P	11	30	2.7	8	0	1	7	7.0	7	0	L	17-31
12/3	Miami	S	10	39	3.9	14	1	0	0	0	0	0	L	6-33
12/11	at Indianapolis	P	0	0	0	0	0	0	0	0	0	0	L	20-44
12/17	New England	P	1	3	3.0	3	0	0	0	0	0	0	L	ot 10-13
12/23	at Seattle	P	17	147	8.6	59	3	1	4	4.0	4	0	W	42-23
2000	**Totals**	**11/3**	**101**	**354**	**3.5**	**59**	**4**	**3**	**20**	**6.7**	**9**	**0**		**8-8**
2001	**Opponent**	**P/S**	**No**	**Yds**	**Avg**	**Lg**	**TD**	**No**	**Yds**	**Avg**	**Lg**	**TD**	**W/L**	**Score**
09/09	at Cincinnati	S	11	33	3.0	11	0	-	-	-	-	-	L	17-23
09/23	N.Y. Jets	S	10	20	2.0	5	0	-	-	-	-	-	L	3-10
09/30	Indianapolis	S	22	94	4.3	39	2	3	58	19.3	38	0	W	44-13
10/07	Miami	S	14	47	3.4	9	1	1	1	1.0	1	0	L	10-30
10/14	San Diego	S	15	36	2.4	9	1	2	9	4.5	6	0	W	ot 29-26
10/21	at Indianapolis	S	21	71	3.4	19	0	-	-	-	-	-	W	38-17
10/28	at Denver	S	12	56	4.7	15	0	2	11	5.5	7	0	L	20-31
11/04	at Atlanta	S	23	117	5.1	22	0	3	28	9.3	18	0	W	24-10
11/11	Buffalo	S	20	100	5.0	42	2	-	-	-	-	-	W	21-11
11/18	St. Louis	S	15	36	2.4	6	0	1	5	5.0	5	0	L	17-24
11/25	New Orleans	S	24	111	4.6	15t	1	3	42	14.0	41t	1	W	34-17
12/02	at N.Y. Jets	S	12	28	2.3	5	1	3	43	14.3	40	0	W	17-16
12/09	Cleveland	S	21	76	3.6	18	2	-	-	-	-	-	W	27-16
12/16	at Buffalo	S	20	95	4.8	38	0	1	-5	-5.0	-5	0	W	ot 12-9
12/22	Miami	p	26	156	6.0	44	1	-	-	-	-	-	W	20-13
01/06	at Carolina	S	21	81	3.9	32t	1	-	-	-	-	-	W	38-6
2001	**Totals**	**16/15**	**287**	**1,157**	**4.0**	**44**	**12**	**19**	**192**	**10.1**	**41t**	**1**		**11-5**
01/19	Oakland	S	20	65	3.3	12	0	0	0	0.0	0	0	W	ot 16-13
01/27	at Pittsburgh	p	15	47	3.1	19	0	0	0	0.0	0	0	W	24-17
02/03	St. Louis	S	18	92	5.1	17	0	1	4	4.0	4	0	W	20-17
2001 Postseason		**3/2**	**53**	**204**	**3.8**	**19**	**0**	**1**	**4**	**4.0**	**4**	**0**		**3-0**

Career Transactions

Otis Smith signed with the New England Patriots on Aug. 23, 2000 … Originally signed with the Philadelphia Eagles as a rookie free agent (4/25/90) … Signed with the N.Y. Jets as an unrestricted free agent (4/12/95) ... Waived by the Jets (9/24/96) ... Signed with New England (10/9/96) ... Re-signed with the Jets (5/20/97) as a free agent ... Waived by the Jets (8/21/00).

Career Highlights

★**Career GP/GS: 150/82 (10/8)**

★Smith led the Patriots and finished tied for fourth in the AFC with five interceptions during the 2001 season.

★Smith returned two of his interceptions for touchdowns in 2001, 78 and 76 yards, increasing his career total to seven. He became just the sixth player in franchise history to record two interception returns for scores in the same season.

★Smith is tied for sixth place in NFL history with seven career interception returns for touchdowns with Herb Adderley, Erich Barnes and Lem Barney.

★He accumulated 181 interception return yards in 2001, the fourth highest single-season total in franchise history.

★Returned for his second stint with the Patriots during the 2000 season and finished third among defensive backs and eighth on the team with 69 tackles (59 solos).

★Smith accumulated a career-high 10 tackles in 13-10 overtime win at Buffalo (12/17/00) and later tied the mark vs. St. Louis (11/18/01).

★Started six games and played in 11 with the Patriots in 1996, recording 31 tackles and two interceptions. Smith played an important role in their run to Super Bowl XXXI, recovering a fumble and returning it 47 yards for a touchdown to clinch the Patriots 20-6 victory in the AFC Championship game versus Jacksonville.

★Smith has compiled 407 tackles (322 solos), 95 passes defensed, six fumble recoveries and three forced fumbles during his 13-year career.

★A big-play cornerback, who has 26 career interceptions with seven returned for touchdowns.

★Shares an NFL record for two interceptions returned for touchdown in one game (vs. Tampa Bay, 12/14/97).

★Led the New York Jets with six interceptions in 1995 and 1997.

★Voted special teams MVP twice (1991 and 1993) by his Philadelphia Eagles teammates.

SMITH'S SPOTLIGHTS

★Otis was part of one of the most memorable moments in Patriots playoff history, when he recovered a fumble and returned it 47 yards for a touchdown against Jacksonville in the AFC Championship game. The score gave the Patriots a 20-6 lead and a berth in Super Bowl XXXI.

★Otis was given the nickname "My Man" by ESPN's Chris Berman.

Seasonal Reviews

2001 (15/15, 3/3): Started all 15 regular season games in which he played at right cornerback … Recorded 57 tackles (50 solos), including two sacks and two fumble recoveries … Led the team and tied for fourth in the AFC with five interceptions, including two he returned for touchdowns (76 and 78 yards) ... One of six players in franchise history to record two interception returns for touchdowns in a season … Accumulated 181 return yards (on five interceptions) in 2001, the fourth highest single-season total in franchise history … Led the team with 19 passes defensed. **Indianapolis (9/30):** Intercepted a Peyton Manning pass and returned it 78 yards for a touchdown in the Patriots 44-13 victory over the Colts ... It was his sixth interception return for a touchdown in his career ... His 78-yard return was the longest return of his career and the longest by a Patriot since Jimmy Hitchcock returned an interception 100 yards for a score vs. Miami (11/23/97). Smith's previous long was 74 yards vs. Washington (12/22/91). **Miami (10/7):** Accumulated four tackles, all solo as the Patriots secondary held the Dolphins to only 87 yards passing. **Indianapolis (10/21):** Recorded three tackles, all solos, and broke up a Manning pass intended for Reggie Wayne. **Atlanta (11/4):** Grabbed his second interception of the season when he stepped in front of a Chris Chandler pass intended for Shawn Jefferson … Part of defense which limited the Falcons to only 104 yards passing in their 24-10 victory. **Buffalo (11/11):** Recorded his third interception of the season and his second in as

many games, when he snared a Rob Johnson pass in the Patriots 21-11 victory over the Bills. **St. Louis (11/18):** Tied his career-high and led the team with 10 tackles (9 solos) against the Rams ... Knocked down two Kurt Warner passes in the first half. **New Orleans (11/25):** Recorded his first sack of the season and the third of his career when he tackled Aaron Brooks for no gain in the fourth quarter. **New York (12/2):** Recorded five tackles (4 solos) and played a part in the Patriots defense holding the Jets to just 20 yards passing in the second half ... The Patriots outscored the Jets 17-3 in the second half and earned a 17-16 victory. **Cleveland (12/9):** Recovered an Anthony Pleasant fumble during his interception return in the fourth quarter. **Buffalo (12/16):** Accumulated six tackles, all solos, and swatted down two Alex Van Pelt pass attempts in the Patriots 12-9 overtime victory. **Miami (12/22):** Recovered a fumble forced by Tebucky Jones and the Patriots offense capitalized on the turnover with an Antowain Smith two-yard touchdown run. **Carolina (1/6):** Intercepted a Chris Weinke pass on the Panthers fifth play from scrimmage and returned it nine yards to the Carolina 24-yard line ... Intercepted his second pass of the game and his fifth of the season and returned it 76 yards for a touchdown ... It was his second return for a touchdown of the season and the seventh of his career ... Recorded his second sack of the season and the fourth of his career when he brought down Chris Weinke for a six-yard loss ... Accumulated a season-high five pass defenses, including three against Panther wide receiver and current teammate Donald Hayes. **Oakland (1/19):** Recorded five tackles and broke up a Rich Gannon pass intended for Tim Brown as the Patriots limited the Raiders to just 230 yards in their 16-13 overtime victory. **Pittsburgh (1/27):** Tied Ty Law for a team-high with seven tackles (6 solos) in the Patriots 24-17 victory over the Steelers. **St. Louis (2/3):** Recorded his second career postseason interception, snaring a Kurt Warner pass intended for Torry Holt ... He returned the interception 30 yards to the Rams 33-yard line and the Patriots capitalized on the turnover with an Adam Vinatieri 37-yard field goal ... Credited with two pass defenses on Warner passes intended for Holt.

2000 (16/14): Started in 14 of the 16 games he played in for the Patriots during the 2000 season ... He finished third among defensive backs and eighth on the team with 69 tackles (59 solos) ... Intercepted one pass, which he returned 56 yards and recorded a team-high 11 passes defensed ... Also forced two fumbles and recovered one. **N.Y. Jets (9/11):** Started at free safety and tied for the team lead with five tackles (5 solos). **Minnesota (9/17):** Started at right cornerback and matched up with Randy Moss for most of afternoon, limiting him to two catches for 20 yards ... The Patriots defense limited the Vikings to their fourth-lowest offensive performance of the season (315 yards) and their second-lowest passing yardage of the season (161 yards). **Denver (10/1):** Started at cornerback and recorded two tackles in the Patriots first win of the season, 28-19 over the Broncos. **Indianapolis (10/8):** Tied for third among Patriots defenders with seven tackles (5 solos) and deflected one pass in the Patriots 24-16 victory. **Buffalo (11/5):** Finished second on the team with eight tackles, all solos ... Knocked a pass away from Peerless Price. **Cleveland (11/12):** Started at right cornerback and registered three tackles ... Deflected a pass away from Bobby Brown in the fourth quarter, ending a Browns drive and allowing the Patriots an opportunity to tie the score in fourth quarter. **Cincinnati (11/19):** Started at cornerback and tied for third among Patriot defenders with eight tackles (6 solos) in 16-13 victory ... Also recovered a fumble and gained 12 yards on the return. **Kansas City (12/4):** Thwarted a Chiefs drive when he intercepted Elvis Grbac's pass at Patriots 4-yard line in the third quarter and returned it 56 yards ... The 56-yard interception return was the longest for the Patriots during the 2000 season ... Forced a Sylvester Morris fumble in the fourth quarter, which was recovered by Tony George and set up an Adam Vinatieri 27-yard field goal. **Buffalo (12/17):** Collected a season-high 10 tackles in the Patriots 13-10 overtime victory. **Miami (12/24):** Closed out the season with six tackles, increasing his season total to 69, one shy of his single-season career high of 70 (1997-98).

1999 (1/1 - N.Y. Jets): Smith played and started at Denver (10/3) and finished with three solo tackles and two passes defensed ... He left the game after fracturing his clavicle and was placed on injured reserve for the rest of the season ... Listed among the Jets inactives for first three games of the season vs. New England (9/12), at Buffalo (9/19) and vs. Washington (9/26) with a broken clavicle which occurred during a training camp practice.

1998 (16/16, 2/2 - N.Y. Jets): Started and played in all 16 regular season games and both postseason contests ... Tied with Bryan Cox for third on the team and equaled a career-high with 70 tackles ... Led the team with 15 passes defensed ... Recorded six tackles and one pass defensed vs. Baltimore (9/13) ... Credited with six tackles for the second straight week and also ran a lateral from Victor Green's interception for 32 yards vs. Indianapolis (9/20) ... Notched his first interception of the season and finished with three tackles and two passes defensed vs. Buffalo (11/8) ... Notched an interception for the second straight week and added two tackles and two passes defensed at Indianapolis (11/15) ... Credited with a season-high and team-leading eight tackles vs. Seattle (12/6) ... Intercepted one pass, recorded two tackles and three passes defensed in Divisional Playoff Game vs. Jacksonville (1/10) ... Registered three tackles in AFC Championship Game at Denver (1/17).

1997 (16/16 - N.Y. Jets): Started all 16 games at right cornerback and led the team with six interceptions and 18 passes defensed … Finished fifth on the team and established a career-high with 70 tackles (57 solo) and added two fumble recoveries ... Recorded six tackles and an interception at New England (9/17) ... Totaled eight tackles (6 solo) vs. Miami (10/12) … Named AFC Defensive Player of the Week following five tackle, two interception performance at Chicago (11/6) … Smith was directly responsible for 17 of the Jets 23 points, scoring on a 38-yard interception return, his second interception set up a John Hall field goal and tipped a pass to Victor Green whose interception set up a touchdown pass ... Credited with four tackles and recovered a fumble vs. Minnesota (11/23) ... Registered season-high nine solo tackles vs. Indianapolis (12/7) ... Earned his second AFC Defensive Player of the Week of the season after he returned two interceptions for touchdowns vs. Tampa Bay (12/14) … On Smith's first interception, he raced down the sideline for a 45-yard score and then just five minutes later he sprinted untouched 51-yards for his second score … His two touchdowns on interception returns in the same game was the 20th time in NFL history that the feat had been accomplished.

1996 (2/0 - N.Y. Jets; 11/6, 3/3 - New England): Waived by the Jets (9/24) and signed with the Patriots (10/9) … Played in 11 games with the Patriots and recorded 31 tackles, two interceptions and eight passes defensed … Recorded an interception which resulted in a Patriots touchdown in their 45-7 victory over San Diego (12/1) … Credited with a season-high six tackles (5 solos), including one sack, and added an interception in 23-22 victory over the N.Y. Giants (12/21) … Made significant contributions on defense during the playoffs, including one of the biggest plays of Patriots playoff history, recovering a fumble and returning it 47 yards for a touchdown versus Jacksonville in the AFC Championship game … At the time, New England was clinging to a 13-6 lead and the score sealed a 20-6 victory and a Super Bowl berth.

1995 (11/10 - N.Y. Jets): Led the Jets and tied for second in the AFC with a career-high six interceptions ... Played in 11 games, started 10 … Recorded 47 tackles and finished second on the team with 13 passes defensed ... Registered an interception that set up a Jets touchdown at Miami (9/3) … Returned an interception 49 yards for a touchdown vs. Indianapolis (9/10) ... It was his second career interception return for a touchdown (vs. Wash., 12/22/91) ... Added seven tackles and two passes defensed at Atlanta (9/24) ... Recorded an interception in each of the first four games … Listed inactive for games five through nine with a high ankle sprain ... Returned to the starting lineup vs. Buffalo (11/19) and had three tackles and a passes defensed ... Nabbed two interceptions vs. St. Louis (12/3).

1994 (Philadelphia - 16/2): Played in all 16 games and started two, as a fifth defensive back ... Utilized as Philadelphia's nickel back and finished third on the team with 21 tackles (16 solos), including one sack ... Also recorded a career-high 20 special teams tackles ... Made fourth-down, goal-line tackle of Edgar Bennett with 1:46 remaining in 13-7 win vs. Green Bay (9/18) … Recorded his first career sack at Atlanta (11/27).

1993 (Philadelphia - 15/0): Voted special teams MVP by his teammates for the second time in three years ... Led team with 14 special teams tackles and downed several punts deep in opponent territory ... Credited with five defensive tackles and one interception … Missed season-opener with a thigh injury but played in the final 15 games of the season as the nickel back and on special teams ... Participated at left cornerback for the injured Mark McMillian in the second half vs. Giants (11/21) … Intercepted a pass by Brian Mitchell on a fake punt, setting up a Philadelphia touchdown, and broke up a sure touchdown pass from Rich Gannon to Ricky Sanders at Washington (11/28)

1992 (16/1 - Philadelphia): Played in all 16 games and started one game at cornerback ... Lone start came vs. Washington (12/20) ... Finished second on the team in

THE TOUCHDOWN MAKER

Patriots cornerback Otis Smith is tied for sixth in NFL annals with seven interception returns for touchdowns (see below):

Most Interception Returns for a Touchdown in NFL History

10 Rod Woodson, Pittsburgh (1987-96); San Francisco (1997); Baltimore (1998-2001)
9 Ken Houston, Houston (1967-72); Washington (1973-1980)
8 Deion Sanders, Atlanta (1989-93); San Francisco (1994); Dallas (1995-99); Washington (2000)
Eric Allen, Philadelphia (1988-94); New Orleans (1995-97); Oakland (1998-2001)
Aeneas Williams, Arizona (1991-2000); St. Louis (2001)
7 Otis Smith, Philadelphia (1991-94); N.Y. Jets (1995-96, 1997-99); Patriots (1996, 2000-01)
Herb Adderley, Green Bay (1961-69), Dallas (1970-72)
Erich Barnes, Chicago Bears (1958-1960), N.Y. Giants (1961-64), Cleveland (1965-70)
Lem Barney, Detroit (1967-77)

special teams tackles with 18 ... Intercepted his only pass of the season vs. Denver (9/20).

1991 (Philadelphia - 15/1): Earned special teams MVP honors in a vote by his teammates ... Forced a fumble in 13-6 victory at Houston (12/2) … Recorded third quarter interception at Giants (12/8) that set up game-winning field goal ... Earned player of the game honors vs. Washington (12/22) with 74 yard interception return for a touchdown and a blocked punt in the fourth quarter that led to another Eagle touchdown.

1990 (Philadelphia - 0/0): Spent the entire season on physically unable to perform list after undergoing an appendectomy in July ... Returned to practice in September and earned a spot on the 37-man protected roster after the season ... Originally signed as a rookie free agent on April 25, 1990.

College

Smith was a two-year starter for Missouri after overcoming a shoulder separation at the beginning of his junior year ... Transferred from Taft (Calif.) junior college ... Originally accepted a basketball scholarship at Southern and played there from 1985-86.

Personal

Otis Smith was born on Oct. 22, 1965 in New Orleans, La. ... Given the nickname "My Man" by ESPN's Chris Berman ... Cites his mother, Ivory Smith, as the most inspirational person he knows because she raised five children in a single-parent home ... Otis is the oldest of five children ... Earned all-state honors in football as a senior at East Jefferson High School in his hometown of Metairie, La. ... Otis and his wife, Sandy, have two daughters, Chanel and Ciera … Majored in parks and recreation at Missouri.

OTIS SMITH

Pos: CB **Ht:** 5-11 **Wt:** 198 **Year:** 13th **Acq:** FA-00 **College:** Missouri **Born:** 10/22/65

Regular Season			Tackles					Interceptions						Miscellaneous				Scoring	
Year	Team	G/S	TT	UT	A	S	Yds	No	Yds	Avg	Lg	TD	PD	FF	FR	Yds	SpT	TD	Pts
1990	Eagles							Physically Unable to Play											
1991	Eagles	15/1	10	7	3	0	0	2	74	37.0	74t	1	2	1	1	na	12	1	6
1992	Eagles	16/1	24	16	8	0	0	1	0	0.0	0	0	2	0	0	0	18	0	0
1993	Eagles	15/0	5	3	2	0	0	1	0	0.0	0	0	2	0	0	0	14	0	0
1994	Eagles	16/2	21	16	5	1	0	0	0	0.0	0	0	2	0	0	0	20	0	0
1995	Jets	11/10	47	28	19	0	0	6	101	16.8	49t	1	14	0	0	0	0	1	6
1996	Jets	2/0	0	0	0	0	0	0	0	0.0	0	0	0	0	0	0	2	0	0
	Patriots	11/6	31	26	5	1	7	2	20	10.0	11	0	8	0	0	0	0	0	0
1997	Jets	16/16	70	57	13	0	0	6	158	26.3	51t	3	18	1	2	na	0	3	18
1998	Jets	16/16	70	57	13	0	0	2	34	17.0	32	0	15	0	0	0	0	0	0
1999	Jets	1/1	3	3	0	0	0	0	0	0.0	0	0	2	0	0	0	0	0	0
2000	Patriots	16/14	69	59	10	0	0	1	56	56.0	56	0	11	1	1	12	3	0	0
2001	Patriots	15/15	57	50	7	2	6	5	181	36.2	78t	2	19	0	2	0	6	2	2
Totals -12 Years		**150/82**	**407**	**322**	**85**	**4**	**13**	**26**	**624**	**24.0**	**78t**	**7**	**95**	**3**	**6**	**na**	**75**	**7**	**42**

Postseason			Tackles					Interceptions						Miscellaneous				Scoring	
1992	Eagles	2/0	5	5	0	0	0	0	0	0.0	0	0	0	0	0	0	0	0	0
1996	Patriots	3/3	10	8	2	1	-	0	0	0.0	0	0	3	0	1	47t	0	1	6
1998	Jets	2/2	5	5	0	0	0	1	0	0.0	0	0	3	0	0	0	0	0	0
2001	Patriots	3/3	16	12	4	0	0	1	30	30.0	30	0	4	0	0	0	2	0	0
Totals - 4 Years		**10/8**	**36**	**30**	**6**	**1**	**-**	**2**	**30**	**15.0**	**30**	**0**	**10**	**0**	**1**	**47**	**2**	**1**	**6**

OTIS SMITH'S CAREER GAME-BY-GAME

1991	Opponent	P/S	TT	UT	A	S/	Yds	I	/Yds	PD	FF	FR	W/L	Score
9/1	at Green Bay	P	-	-	-	-	-	-	-	-	-	-	W	20-3
9/8	Phoenix					Inactive							L	10-26
9/15	at Dallas	P	-	-	-	-	-	-	-	-	-	-	W	24-0
9/22	Pittsburgh	P	-	-	-	-	-	-	-	-	-	-	W	23-14
9/30	at Washington	P	-	-	-	-	-	-	-	-	-	-	L	0-23
10/6	at Tamp Bay	P	1	-	1	-	-	-	-	-	-	-	L	13-14
10/13	New Orleans	P	2	2	-	-	-	-	-	-	-	-	L	6-13
10/27	S.F.	P	-	-	-	-	-	-	-	-	-	-	L	7-23
11/4	N.Y. Giants	P	1	1	-	-	-	-	-	-	-	-	W	30-7
11/10	at Cleveland	P	-	-	-	-	-	-	-	-	-	-	W	32-30
11/17	Cincinnati	P	-	-	-	-	-	-	-	-	-	-	W	17-10
11/24	at Phoenix	P	2	1	1	-	-	-	-	-	-	-	W	34-14
12/2	at Houston	P	4	3	1	-	-	-	-	-	1	1	W	13-6
12/9	N.Y. Giants	P	-	-	-	-	-	1	-	-	-	-	W	19-14
12/15	Dallas	P	-	-	-	-	-	-	-	-	-	-	L	13-25
12/22	Washington	S	-	-	-	-	-	1	74t	1	-	-	W	24-22
1991	**Totals**	**15/1**	**10**	**7**	**3**	**-**	**-**	**2**	**74t**	**1**	**1**	**1**		**10-6**

1992	Opponent	P/S	TT	UT	A	S	Yds	Int	Yds	PD	FF	FR	W/L	Score
9/6	New Orleans	P	3	1	2	-	-	-	-	1	-	-	W	15-13
9/13	at Phoenix	P	4	3	1	-	-	-	-	-	-	-	W	31-14
9/20	Denver	P	1	-	1	-	-	1	-	-	-	-	W	30-0
10/5	Dallas	P	-	-	-	-	-	-	-	-	-	-	W	31-7
10/11	at K.C.	P	1	-	1	-	-	-	-	-	-	-	L	17-24
10/18	at Wash.	P	3	3	-	-	-	-	-	-	-	-	L	12-16
10/25	Phoenix	P	3	3	-	-	-	-	-	-	1	-	W	7-3
11/1	at Dallas	P	3	3	-	-	-	-	-	-	-	-	L	10-20
11/8	L.A. Raiders	P	-	-	-	-	-	-	-	-	-	-	W	31-10
11/15	at Green Bay	P	-	-	-	-	-	-	-	-	-	-	L	24-27
11/22	N.Y. Giants	P	-	-	-	-	-	-	-	-	-	-	W	47-34
11/29	at S.F.	P	-	-	-	-	-	-	-	-	-	-	L	14-20
12/6	Minnesota	P	-	-	-	-	-	-	-	-	-	-	W	28-17
12/13	at Seattle	P	-	-	-	-	-	-	-	-	-	-	W	ot 20-17
12/20	Washington	S	5	3	2	-	-	-	-	1	-	-	W	17-13
12/27	N.Y. Giants	P	1	-	1	-	-	-	-	-	-	-	W	20-10
1992	**Totals**	**16/1**	**24**	**16**	**8**	**-**	**-**	**1**	**-**	**2**	**1**	**-**		**11-5**

OTIS SMITH'S CAREER GAME-BY-GAME (cont.)

1993	Opponent	P/S	TT	UT	A	S/	Yds	I/	Yds	PD	FF	FR	W/L	Score
9/5	Phoenix					Inactive							W	23-17
9/12	at Green Bay	P	-	-	-	-	-	-	-	-	-	-	W	20-17
9/19	Washington	P	-	-	-	-	-	-	-	-	-	-	W	34-31
10/3	at N.Y. Jets	P	-	-	-	-	-	-	-	-	-	-	W	35-30
10/10	Chicago	P	-	-	-	-	-	-	-	-	-	-	L	6-17
10/17	at N.Y. Giants	P	1	1	-	-	-	-	-	-	-	-	L	10-21
10/31	Dallas	P	-	-	-	-	-	-	-	-	-	-	L	10-23
11/7	at Phoenix	P	-	-	-	-	-	-	-	-	-	-	L	3-16
11/14	Miami	P	1	-	1	-	-	-	-	-	-	-	L	14-19
11/21	N.Y. Giants	P	-	-	-	-	-	-	-	-	-	-	L	3-7
11/28	at Washington	P	3	2	1	-	-	1		2	-	-	W	17-14
12/6	at Dallas	P	-	-	-	-	-	-	-	-	-	-	L	17-23
12/12	Buffalo	P	-	-	-	-	-	-	-	-	-	-	L	7-10
12/19	at Indianapolis	P	-	-	-	-	-	-	-	-	-	-	W	20-10
12/26	New Orleans	P	-	-	-	-	-	-	-	-	-	-	W	37-26
1/3	at S.F.	P	-	-	-	-	-	-	-	-	-	-	W ot	37-34
1993	**Totals**	**15/0**	**5**	**3**	**2**	**-**	**-**	**1**	**0**	**2**	**0**	**0**		**8-8**

1994	Opponent	P/S	TT	UT	A	S/	Yds	I/	Yds	PD	FF	FR	W/L	Score
9/4	at N.Y. Giants	P	3	3	-	-	-	-	-	-	-	-	L	23-28
9/12	Chicago	P	-	-	-	-	-	-	-	-	-	-	W	30-22
9/18	Green Bay	P	2	2	-	-	-	-	-	-	-	-	W	13-7
10/2	at S.F.	P	-	-	-	-	-	-	-	-	-	-	W	40-8
10/9	Washington	P	-	-	-	-	-	-	-	1	-	-	W	21-17
10/16	at Dallas	P	-	-	-	-	-	-	-	-	-	-	L	13-24
10/24	Houston	S	1	1	-	-	-	-	-	-	-	-	W	21-6
10/30	at Washington	P	2	2	-	-	-	-	-	-	-	-	W	31-29
11/6	Arizona	P	1	1	-	-	-	-	-	-	-	-	W	17-7
11/13	Cleveland	P	-	-	-	-	-	-	-	1	-	-	L	7-26
11/20	at Arizona	P	-	-	-	-	-	-	-	-	-	-	L	6-12
11/27	at Atlanta	S	7	5	2	1		-	-	-	-	-	L	21-28
12/4	Dallas	P	-	-	-	-	-	-	-	-	-	-	L	19-31
12/11	at Pittsburgh	P	3	1	2	-	-	-	-	-	-	-	L	3-14
12/18	N.Y. Giants	P	1	1	-	-	-	-	-	-	-	-	L	13-16
12/24	at Cincinnati	P	1	-	1	-	-	-	-	-	-	-	L	30-33
1994	**Totals**	**16/2**	**21**	**16**	**5**	**1**		**-**	**-**	**2**	**-**	**-**		**7-9**

1995	Opponent	P/S	TT	UT	A	S/	Yds	I/	Yds	PD	FF	FR	W/L	Score
	Game-by-Game Information Unavailable													
1995	**Totals**	**11/10**	**47**	**28**	**19**	**0**	**0**	**6**	**101**	**14**	**0**	**0**		**3-13**

1996	Opponent	P/S	TT	UT	A	S/	Yds	I/	Yds	PD	FF	FR	W/L	Score
9/1	at Denver					Inactive							L	6-31
9/8	Indianapolis	P	-	-	-	-	-	-	-	-	-	-	L	7-21
9/15	at Miami	P	-	-	-	-	-	-	-	-	-	-	L	27-36
9/22	N.Y. Giants					Inactive							L	6-13
9/24						Waived								
10/13	Washington	P	-	-	-	-	-	-	-	-	-	-	L	22-27
10/20	at Indianapolis	P	5	5	-	-	-	-	-	-	-	-	W	27-9
10/27	Buffalo	P	2	2	-	-	-	-	-	-	-	-	W	28-25
11/3	Miami	P	-	-	-	-	-	-	-	1	-	-	W	42-23
11/10	at N.Y. Jets	P	3	2	1	-	-	-	-	1	-	-	W	31-27
11/17	Denver	S	5	4	1	-	-	-	-	-	-	-	L	8-34
11/24	Indianapolis	S	2	1	1	-	-	-	-	-	-	-	W	27-13
12/1	at San Diego	S	3	3	-	-	-	1	9	2	-	-	W	45-7
12/8	N.Y. Jets	S	4	3	1	-	-	-	-	1	-	-	W	34-10
12/15	at Dallas	S	1	1	-	-	-	-	-	1	-	-	L	6-12
12/21	at N.Y. Giants	S	6	5	1	1	7	1	11	2	-	-	W	23-22
1996	**Totals**	**13/6**	**31**	**26**	**5**	**1**	**7**	**2**	**20**	**8**	**-**	**-**		**11-5**

1997	Opponent	P/S	TT	UT	A	S/	Yds	I/	Yds	PD	FF	FR	W/L	Score
8/31	at Seattle	S	2	2	-	-	-	-	-	1	-	-	W	41-3
9/7	Buffalo	S	6	4	2	-	-	-	-	-	-	-	L	22-28
9/14	at New England	S	6	5	1	-	-	1	-	1	-	-	L	24-27
9/21	Oakland	S	4	2	2	-	-	-	-	-	-	-	W	23-22
9/28	at Cincinnati	S	2	2	-	-	-	-	-	1	-	-	W	31-14
10/5	at Indiana	S	4	4	-	-	-	-	-	1	1	-	W	16-12
10/12	Miami	S	8	6	2	-	-	-	-	1	-	-	L	20-31
10/19	New England	S	3	2	1	-	-	-	-	-	-	-	W	24-19
11/2	Baltimore	S	6	6	-	-	-	1	25	3	-	1	W ot	19-16
11/9	at Miami	S	5	3	2	-	-	-	-	-	-	-	L	17-24
11/16	at Chicago	S	5	3	2	-	-	2	39	4	-	-	W	23-15
11/23	Minnesota	S	4	4	-	-	-	-	-	-	-	1	W	23-21
11/30	at Buffalo	S	4	4	-	-	-	-	-	3	-	-	L	10-20
12/7	Indianapolis	S	9	9	-	-	-	-	-	-	-	-	L	14-22
12/14	Tampa Bay	S	1	-	1	-	-	2	96	3	-	-	W	31-0
12/21	at Detroit	S	1	1	-	-	-	-	-	-	-	-	L	10-13
1997	**Totals**	**16/16**	**70**	**57**	**13**	**-**	**-**	**6**	**160**	**18**	**1**	**2**		**9-7**

1998	Opponent	P/S	TT	UT	A	S/	Yds	I/	Yds	PD	FF	FR	W/L	Score
9/6	at S.F.	S	3	2	1	-	-	-	-	-	-	-	L ot	30-36
9/13	Baltimore	S	6	5	1	-	-	-	32	1	-	-	L	10-24
9/20	Indianapolis	S	6	5	1	-	-	-	-	-	-	-	W	44-6
10/4	Miami	S	5	2	3	-	-	-	-	1	-	-	W	20-9
10/11	at St. Louis	S	5	5	-	-	-	-	-	-	-	-	L	10-30
10/19	at New England	S	3	1	2	-	-	-	-	1	-	-	W	24-14
10/25	Atlanta	S	2	1	1	-	-	-	-	1	-	-	W	28-3
11/1	at K.C.	S	5	5	-	-	-	-	-	-	-	-	W	20-17
11/8	Buffalo	S	3	3	-	-	-	1	2	2	-	-	W	34-12
11/15	at Indianapolis	S	2	1	1	-	-	1	-	2	-	-	L	23-24
11/22	at Tennessee	S	5	5	-	-	-	-	-	1	-	-	W	24-3
11/29	Carolina	S	5	4	1	-	-	-	-	-	-	-	W	48-21
12/6	Seattle	S	8	8	-	-	-	-	-	-	-	-	W	32-31
12/13	at Miami	S	3	2	1	-	-	-	-	2	-	-	W	21-16
12/19	at Buffalo	S	5	5	-	-	-	-	-	3	-	-	W	17-10
12/27	New England	S	4	3	1	-	-	-	-	1	-	-	W	31-10
1998	**Totals**	**16/16**	**70**	**57**	**13**	**-**	**-**	**2**	**34**	**15**	**-**	**-**		**12-4**

1999	Opponent	P/S	TT	UT	A	S/	Yds	I/	Yds	PD	FF	FR	W/L	Score
9/12	New England					Inactive							L	28-30
9/19	at Buffalo					Inactive							L	3-17
9/26	Washington					Inactive							L	20-27
10/3	at Denver	S	3	3	0	-	-	-	-	-	-	-	W	21-13
						Placed on injured reserve								
1999	**Totals**	**1/1**	**3**	**3**	**0**	**-**	**-**	**-**	**-**	**-**	**-**	**-**		**8-8**

2000	Opponent	P/S	TT	UT	A	S/	Yds	I/	Yds	PD	FF	FR	W/L	Score
9/3	Tampa Bay	p	1	1	0	-	-	-	-	-	-	-	L	16-21
9/11	at N.Y. Jets	S	5	5	0	-	-	-	-	2	-	-	L	19-20
9/17	Minnesota	S	1	0	1	-	-	-	-	-	-	-	L	13-21
9/24	at Miami	p	0	0	0	-	-	-	-	-	-	-	L	3-10
10/1	at Denver	S	2	1	1	-	-	-	-	-	-	-	W	28-19
10/8	Indianapolis	S	7	5	2	-	-	-	-	1	-	-	W	24-16
10/15	N.Y. Jets	S	3	3	0	-	-	-	-	1	-	-	L	17-34
10/22	at Indianapolis	S	5	5	0	-	-	-	-	-	-	-	L	23-30
11/5	Buffalo	S	8	8	0	-	-	-	-	1	-	-	L ot	13-16
11/12	at Cleveland	S	3	3	0	-	-	-	-	1	-	-	L	11-19
11/19	Cincinnati	S	8	6	2	-	-	-	-	1	-	1	W	16-13
11/23	at Detroit	S	2	1	1	-	-	-	-	1	-	-	L	9-34
12/4	Kansas City	S	3	3	0	-	-	1/	56	1	1	1	W	30-24
12/10	at Chicago	S	5	4	1	-	-	-	-	1	-	-	L	17-24
12/17	at Buffalo	S	10	10	0	-	-	-	-	-	-	-	W ot	13-10
12/24	Miami	S	6	4	2	-	-	-	-	1	-	-	L	24-27
2000	**Totals**	**16/14**	**69**	**59**	**10**	**0**	**0**	**1/**	**56**	**11**	**1**	**2**		**5-11**

2001	Opponent	P/S	TT	UT	A	S	Yds	Int/	Yds	PD	FF	FR	W/L	Score
09/09	at Cincinnati	S	3	3	0	0	0	0	0	0	0	0	L	17-23
09/23	NY Jets					Inactive							L	3-10
09/30	Indianapolis	S	4	3	1	0	0	1	78t	1	0	0	W	44-13
10/07	at Miami	S	4	4	0	0	0	0	0	0	0	0	L	10-30
10/14	San Diego	S	2	2	0	0	0	0	0	0	0	0	W ot	29-26
10/21	at Indianapolis	S	3	3	0	0	0	0	0	1	0	0	W	38-17
10/28	at Denver	S	2	2	0	0	0	0	0	1	0	0	L	20-31
11/04	at Atlanta	S	2	1	1	0	0	1	17	2	0	0	W	24-10
11/11	Buffalo	S	4	3	1	0	0	1	1	2	0	0	W	21-11
11/18	St. Louis	S	10	9	1	0	0	0	0	2	0	0	L	17-24
11/25	New Orleans	S	3	2	1	1	0	0	0	1	0	0	W	34-17
12/02	at NY Jets	S	5	4	1	0	0	0	0	0	0	0	W	17-16
12/09	Cleveland	S	2	2	0	0	0	0	0	1	0	1	W	27-16
12/16	at Buffalo	S	6	6	0	0	0	0	0	2	0	0	W ot	12-9
12/22	Miami	S	2	2	0	0	0	0	0	1	0	1	W	20-13
01/06	at Carolina	S	5	4	1	1	6	2	85	5	0	0	W	38-6
2001 Season Totals		**15/15**	**57**	**50**	**7**	**2**	**6**	**5**	**181**	**19**	**0**	**2**		**11-5**
01/19	Oakland	S	5	2	3	0	0	0	0	1	0	0	W ot	16-13
01/27	at Pittsburgh	S	7	6	1	0	0	0	0	0	0	0	W	24-17
02/03	St. Louis	S	4	4	0	0	0	1	30	3	0	0	W	20-17
2001 Postseason		**3/0**	**16**	**12**	**4**	**0**	**0**	**1**	**30**	**4**	**0**	**0**		**3-0**



Career Transactions

Chris Sullivan was re-signed by the Patriots on Dec. 12, 2001 ... Originally selected by New England in the fourth round (119th overall) of the 1996 NFL Draft ... Signed with the Patriots (7/12/97) ... Signed with the Pittsburgh Steelers as an unrestricted free agent (2/21/00) ... Released by the Steelers (9/9/01).

Career Highlights

★**Career GP/GS: 78/22 (6/2)**

★Sullivan has totaled 109 career tackles (74 solos), including three sacks during his six-year career.

★Sullivan has participated in six career playoff games, including two starts, and has totaled two tackles.

SULLIVAN'S SPOTLIGHTS

★Chris is a native of North Attleboro, Mass. located just nine miles south of CMGI Field.

★Chris was the captain of his football, basketball and track teams in high school.

Seasonal Reviews

2001 (0/0): Spent training camp with the Steelers but was released prior to the regular season (9/9) ... Signed by the Patriots on Dec. 12, 2001 ... Listed among the Patriots inactives for the final three regular season games and all three postseason games.

2000 (15/2 - Pittsburgh): Played in 15 games, including two starts and finished with 20 total tackles (11 solos) ... Also had two pass defenses and recovered two fumbles. **Tennessee (9/24):** Credited with four total tackles, including two assisted stops on tackles for no gain. **N.Y. Jets (10/8)**: Credited with one total tackle as the Steelers held the Jets to 206 total yards in a 20-3 victory. **Cincinnati (10/15):** Finished with two total tackles and was credited with one quarterback pressure and a pass defense in the Steelers 15-0 victory. **Cleveland (10/22):** Finished with one assist and a quarterback pressure as the Steelers limited the Browns to 104 total yards in a 22-0 victory over the Browns. **Philadelphia (11/12):** Finished with three tackles (two solos), one quarterback pressure and one pass defense. **Cincinnati (11/26):** Recovered the first fumble of his career on a sack by Jason Gildon and accumulated three total tackles.

1999 (16/0): Played in all 16 games as a reserve defensive end/defensive tackle ... Used in a rotation of linemen and accounted for 21 tackles during the season ... Utilized as a regular on the kickoff team as a wedge blocker ... Credited with one kickoff return for one yard ... Recorded three tackles in the season opener against the Jets (9/12) ... Named special teams co-captain for the game against Arizona (10/31) ... Recorded his first sack of the season and the third sack of his career on Peyton Manning versus Indianapolis (12/12) ... Helped limit Manning to just 186 passing yards, his lowest output of the season ... Forced a Jonathan Linton fumble in the first quarter, which was recovered by Chris Carter, versus Buffalo (12/16), the first forced fumble of his career ... Posted a season-high six tackles, including four solo stops in the game ... Named defensive co-captain for the game and had one solo tackle against Baltimore (1/2).

1998 (15/10, 1/0): Started 10 of 15 regular-season games along the Patriots defensive line ... Established a career-high with 40 tackles during the 1998 season, including his first two quarterback sacks ... Added five passes defensed and two special teams tackles ... Returned two squib kicks during the year for 14 yards (7.0 avg.) ... Proved to be a valuable asset, filling in at three of the four positions along the line, including six starts at right defensive end (elephant), three starts at left defensive end and one start at defensive tackle ... Received limited playing time in each of the first three games ... Made his first start of the season at left defensive end when he replaced an injured Ferric Collons at New Orleans (10/4) and recorded four tackles, including his first career sack on Saints quarterback Danny Wuerffel ... Started the following week, contributing to a 40-10 blowout over Kansas City (10/11) ... Returned to a reserve role in the next two games before stepping into the starting lineup at right defensive end (elephant) at Indianapolis (11/1), replacing both Willie

SINGLE-GAME CAREER HIGHS

Tackles:	7	at Buffalo (11/15/98)
Solo:	6	Two Times, Most Recent at Buffalo (11/15/98)
Assist:	3	Two Times, Most Recent vs. Tennessee (9/24/00)

McGinest and Brandon Mitchell, who were each sidelined by injuries ... Returned to the left defensive end the following week versus Atlanta (11/8) and recorded six solo tackles ... Made his first start of the season at defensive tackle, filling in for Henry Thomas, who was moved to nose tackle to replace an injured Chad Eaton at Buffalo (11/15) ... Finished the game with a career-high seven total tackles (6 solo) ... Returned to right defensive end the following week versus Miami (11/23) and started each of the next five games ... Recorded six tackles and two passes defensed in a come-from-behind victory over Buffalo (11/29) ... Missed the season finale at the New York Jets (12/27) when he was listed among the inactives due to a knee injury ... Returned for the Patriots playoff game at Jacksonville (1/3/99), but saw very limited playing time and did not record a defensive tackle.

1997 (16/10, 2/2): Started 10 of 16 regular-season games and both playoff games for the Patriots ... Made his first three starts at right defensive end ... Started the last seven games of the regular season and both playoff games at left defensive end ... Credited with 25 total tackles (16 solos) and a pair of passes defensed ... Made his NFL starting debut in the season opener versus San Diego (8/31), filling in at right defensive end for Willie McGinest. ... Started again the following week at Indianapolis (9/7) and contributed a pair of tackles in a 31-6 victory ... Saw limited time in reserve the next three weeks, but returned to the starting lineup at right defensive end against Buffalo (10/12) ... Replaced left defensive end Ferric Collons, who was placed on injured reserve due to a shoulder injury ... Recorded a career-high six tackles (five solos) versus Pittsburgh (12/13) ... Started both playoff games at left defensive end and finished the postseason with a pair of tackles.

1996 (16/0, 3/0): Played in every game during his rookie campaign but did not start ... Played almost exclusively on the Patriots kickoff return team in the "wedge" and in short-yardage situations ... Totaled three tackles and recovered one fumble on special teams ... Made his NFL debut in the season opener at Miami (9/1) and helped spring kick returner David Meggett for returns of 54 and 41 yards ... Made his first career defensive tackle versus Arizona (9/15) ... Replaced an injured Willie McGinest at defensive end at Baltimore (10/6) ... Recovered a fumble by Meggett on a punt return to set up an Adam Vinatieri 44-yard field goal at Indianapolis (10/20) ... Recorded solo tackles versus Buffalo (10/27) and versus Denver (11/17) ... Made his first special teams tackle in the Patriots' divisional playoff victory over Pittsburgh (1/5/97) ... Drafted by the Patriots in the fourth round (119th overall) in the 1996 NFL draft.

College

Started 48 consecutive games at Boston College (1991-95) and totaled 262 tackles and 14 sacks for the Eagles ... Posted 33 tackles for losses of 56 yards ... Earned All-Conference honors from his weakside defensive tackle position in 1995 ... Finished third on the team with 74 tackles (56 solos), including two sacks (11 yards) and 11 tackles for losses.

Personal

Christopher Patrick Sullivan was born the son of Robert and Linda Sullivan on March 14, 1973 in North Attleboro, Ma. ... He attended North Attleboro High, where he lettered in football as a tight end and defensive end ... Caught 22 passes for 552 yards and three touchdowns as a senior, but dominated along the defensive line to earn All-Hockomock league honors after his junior and senior seasons ... Served as team captain in football and basketball.

CHRIS SULLIVAN

Pos: DL **Ht:** 6-4 **Wt:** 285 **Year:** 7th **Acq:** FA-01 **College:** Boston College **Born:** 3/14/73

Regular Season			Tackles					Miscellaneous				Postseason						
Year	Team	G/S	TT	UT	A	S	Yds	PD	FR	FF	SpT	G/S	TT	UT	A	S	Yds	Spt
1996	Patriots	16/0	3	3	0	0	0	0	0	0	0	3/0	0	0	0	0	0	1
1997	Patriots	16/10	25	16	9	0	0	0	0	0	0	2/2	2	0	2	0	0	0
1998	Patriots	15/10	40	29	11	2.0	4	0	0	0	2	1/0	0	0	0	0	0	0
1999	Patriots	16/0	21	15	6	1.0	8	0	0	1	2	-/-	-	-	-	-	-	-
2000	Steelers	15/2	20	11	9	0	0	0	2	0	0	-/-	-	-	-	-	-	-
2001	Patriots	0/0	0	0	0	0	0	0	0	0	0	0/0	0	0	0	0	0	0
Career-6 years		**78/22**	**109**	**74**	**35**	**3.0**	**12**	**0**	**2**	**1**	**4**	**6/2**	**2**	**0**	**2**	**0**	**0**	**1**

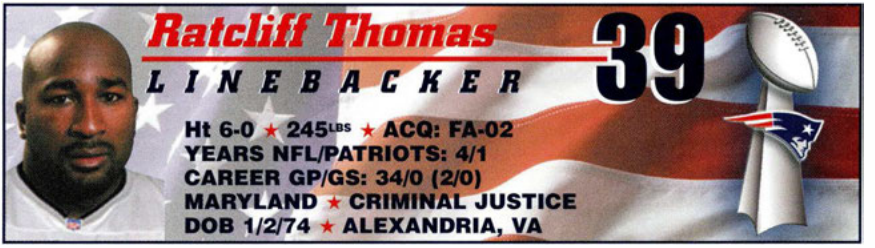

Career Transactions

Ratcliff Thomas was signed as a veteran free agent by the New England Patriots on June 7, 2002 … Originally signed as a rookie free agent by Carolina (4/25/97) … Waived by Carolina (8/24/97) … Signed by Indianapolis (8/5/98) … Waived by the Colts (9/8/98) … Signed by the Colts (9/29/98) … Waived By Indianapolis (10/5/98) … Signed by the Colts (10/6/98) … Waived by the Colts (11/24/98) … Signed by Indianapolis (1/19/99).

Career Highlights

★**Career GP/GS: 34/0 (2/0)**

★Thomas led the Colts with 31 special teams tackles during the 1999 season.

Seasonal Reviews

2001 (0/0): Thomas was not on NFL Roster during the 2001 season.

2000 (12/0, 1/0 – Indianapolis): Finished second on the Colts with 20 special teams tackles … Recorded four defensive tackles during the season … Totaled two special teams tackles during the postseason.

1999 (16/0, 1/0 – Indianapolis): Played in all 16 games, primarily on special teams … Led team with 31 special teams tackles (20 solo) … Named to *Sports Illustrated's* All Pro team for his special teams play … Totaled 18 total tackles (four solo). **Miami (10/10):** Accumulated a season-high six special teams tackles (3 solos). **Cincinnati (10/24):** Recorded two assisted tackles and four special teams tackles … Blocked a punt that set up an Edgerrin James touchdown run … It was the first blocked or deflected punt by a Colts defender since (12/17/89), Chris Goode vs. Miami. **Kansas City (11/17):** Collected six tackles as reserve linebacker. **Philadelphia (11/21):** Recorded three tackles (2 solos) and intercepted his first career pass. **Buffalo (1/2):** Posted career high seven tackles (2 solos). **Tennessee (1/16):** Saw action as reserve linebacker and on special teams in loss to Titans

1998 (6/0, Indianapolis): Appeared in six games, recording two defensive tackles and four special teams tackles (three solo). **San Francisco (10/18):** Recorded a forced fumble.

THOMAS' SPOTLIGHTS

★Ratcliff was named to Sports Illustrated's NFL All-Pro team for his special teams play in 1999.

★Ratcliff became the first player in Maryland history to rank first on the team in tackles each of his first three seasons (103, junior; 137, sophomore; 106, freshman).

College

Four year letterman … Recorded 427 career tackles while at Maryland, the third highest total in school history…Was Honorable Mention All-ACC selection as a senior…Led team in tackles with 81 despite missing the first two games with injury … Recorded 13 tackles against North Carolina and North Carolina State as a senior … First player in Maryland history to rank first on the team in tackles each of his first three seasons (103, junior; 137, sophomore; 106, freshman).

Personal

Ratcliff Thomas Jr. was born in Alexandria, Va. on Jan. 2, 1974 … Attended football powerhouse T.C. Williams High School and was named Northern Virginia Player of the Year as a senior.

RATCLIFF THOMAS

Pos: DL **Ht:** 6-0 **Wt:** 245lbs. **Year:** 4th **Acq:** FA-02 **College:** Maryland **Born:** 1/2/74

Regular Season			Tackles					Int.		Misc.				Postseason						
Year	Team	G/S	TT	UT	A	S	Yds	No	Yds	TD	PD	FF	FR	SpT	Blk	G/S	TT	U	A	Spt
1998	Colts	6/0	2	2	0	0	0	0	0	0	0	1	0	4	0	-/-	-	-	-	-
1999	Colts	16/0	18	4	14	0	0	1	0	0	1	0	0	31	1	1/0	0	0	0	0
2000	Colts	12/0	4	1	3	0	0	0	0	0	0	0	0	20	0	1/0	0	0	0	2
2001			Out of Football																	
Totals-3-year		**34/0**	**24**	**7**	**17**	**0**	**0**	**1**	**0**	**0**	**1**	**1**	**0**	**55**	**1**	**2/0**	**0**	**0**	**0**	**2**

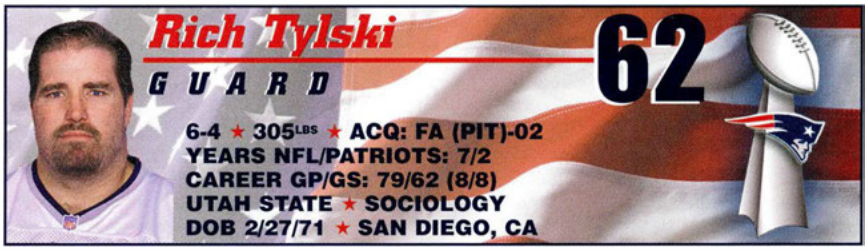

Career Transactions

Rich Tylski was signed by the Patriots as an veteran free agent on May 31, 2002 … Originally signed as an undrafted free agent by the Patriots (5/5/94) … Waived by the Patriots (8/22/94) and re-signed to their practice squad (8/30/94) … Waived by the Patriots (7/24/95) … Claimed off of waivers by Jacksonville (7/25/95) … Waived by the Jaguars (8/28/95) and signed to their practice squad the next day … Signed to the Jaguars active roster (1/8/96) … Signed with the Pittsburgh Steelers as an unrestricted free agent (2/29/00) … Released by the Steelers (4/2/02).

TYLSKI'S SPOTLIGHTS

★Rich began his career with the New England Patriots when he was signed as an undrafted free agent on April 25, 1994.

★Rich graduated in 1994 from Utah State with a degree in sociology with an emphasis in law.

Career Highlights

★**Career GP/GS: 79/62 (8/8)**

★Tylski started in 10 of 12 games with the Steelers in 2001 and helped them achieve the top rushing average in the NFL (173.4 yards per game).

★Tylski started in 36 of the 51 games he played in with Jacksonville from 1996-99. He started in all six postseason games while with the Jaguars, including the 1996 AFC Championship against the Patriots.

★Tylski began his career with the Patriots when he was signed as a rookie free agent on May 5, 1994. He spent the 1994 season on New England's practice squad.

Seasonal Reviews

2001 (12/10, 2/2 – Pittsburgh): Started in 10 of the 12 regular season games he played and both postseason contests … Helped propel the Steelers rushing attack to a league-leading average of 173.4 yards per game … The Steelers offense generated seven 200-yard rushing games during the season. **Cincinnati (10/7):** Helped power the Steelers offense to 274 yards rushing on 40 carries (6.9 avg.), including 153 yards for Jerome Bettis in 16-7 victory. **Kansas City (10/14):** Played integral part of the Steelers second straight 200-yard rushing performance (203 yards) and helped pave the way for Bettis' third straight 100-yard game (112 yards). **Tampa Bay (10/21):** Part of Steelers offensive line that helped generate a third straight 200-yard rushing performance (220 yards) and Bettis' fourth-straight 100-yard effort (143 yards) in 17-10 victory over the Buccaneers. **Cleveland (11/11):** Started and helped power the Steelers to their fourth 200 yard rushing effort of the season (247 yards), including Bettis' fifth 100-yard effort (163 yards). **Cleveland (1/6/02):** Helped lead the offense to its sixth 200-yard rushing performance of the season (221 yards). **Baltimore (1/20/02):** Started Divisional playoff game and help power the Steelers to 154 yards rushing on 49 carries (3.1 avg.) in 27-10 victory. **New England (1/27/02):** Started in 24-17 loss to the Patriots in the AFC Championship game.

2000 (16/16 – Pittsburgh): Started all 16 games at right guard and helped the offense finish with the fourth-best rushing average (140.5) in the NFL … They also were one of only 10 teams to compile more than 2,000 yards rushing … Part of offensive line that opened holes for Jerome Bettis' seven 100-yard rushing games. **Cleveland (9/17):** Part of offensive line which paved the way for Bettis' first 100-yard game of the season. **Jacksonville (10/1):** Started at right guard and helped power the offense to 209 yards rushing in their 24-13 victory. **N.Y. Jets (10/8):** Helped power the Steelers offense that yielded a 100-yard performance by Bettis in 20-3 victory over the Jets. **Cleveland (10/22):** Open holes for Bettis' third consecutive 100-yard game in 22-0 victory. **Philadelphia (11/12):** Helped open holes for Bettis' highest rushing performance of the season, 134 yards on 30 carries. **Washington (12/16):** Started and was instrumental in the Steelers 190 yard rushing performance, including Bettis' seventh 100-yard game of the season, in 24-3 victory.

1999 (10/8, 2/2 – Jacksonville): Started in eight of 10 games, with four starts at left guard and four at right guard … Started both playoff games at left guard … Helped power offense to the second highest rushing average per game in the NFL (130.7 yards). **Carolina (9/19):** Started and received game ball along with rest of offensive line and tight ends after the Jaguars set a team record with 214 rushing yards. **Tennesse (9/26):** Started and played entire game at left guard and was part of offensive line that did not allow a sack. **Cincinnati (10/31):** Started and helped power the Jaguars to 377 total yards, including 183 rushing yards in 41-10 victory. **Cincinnati (1/2/00):** Made seventh career start at left guard and helped open holes for the Jaguar offense which gained 440 total yards, including 135 rushing yards … Defeated the Bengals 24-7 and finished the season 14-2. **Miami (1/15):** Started and played entire game at left guard as the Jaguars accumulated 520 total yards of offense, including 257 yards rushing in 62-7 victory.

1998 (12/8, 0/0 – Jacksonville): Played in 12 games, making eight starts in the middle of the season … Dressed but did not play for both postseason games. Tennessee (9/27): Participated in his first game of the season on field goal and extra point units. Buffalo (10/18): Started his first game of the season and helped power the Jaguars to 134 yards rushing. Cincinnati (11/29): Moved to left guard and opened holes for a Jaguar offense which gained 322 total yards. Detroit (12/6): Started at left guard and opened holes for Fred Taylor's club-record 183 yards rushing.

1997 (13/13, 1/1 – Jacksonville): Started all 13 regular season games he played at right guard ... Played every snap for nine of the first 10 games of the season, missing only a quarter and a half vs. N.Y.Giants (9/7). **Cincinnati (10/5):** Earned a game ball along with rest of offensive line following the Jaguars 160 yard rushing performance in a 21-13 victory over the Bengals. **Kansas City (11/9):** Part of offensive line which powered the Jaguars to 150 yards rushing on 27 carries (5.5 avg.) … Earned game ball with rest of offensive line … Started in his first game at left guard when the Jaguars had to shuffle line due to a Tony Boselli injury. **Buffalo (12/14):** Returned to the starting lineup for the first time in four weeks and played the entire game at right guard … Earned his third game ball of the season along with the offensive line as the Jaguars totaled 388 total yards of offense. **Denver (12/27):** Started and played the entire game at right guard in the Jaguars Wild Card playoff game.

1996 (16/7, 3/3 – Jacksonville): Participated in all 16 games, starting seven times … Earned a job on the 53-man roster during the preseason and played on special teams the first nine games … Started all three postseason contests. **Baltimore (11/10):** Started at right guard for an injured Brian DeMarco and the Jaguars accumulated 418 yards 30-27 victory … It was his first NFL start. **Cincinnati (12/1):** Part of starting offensive line that received an offensive game ball following 30-27 victory … Part of offense which gained 422 total yards. **Buffalo (12/28):** Started in the Wild Card game and was part of an offensive line that helped power the offense to 409 total yards, including 184 yards rushing in their 30-27 victory over the Bills. **Denver (1/4):** Started and was part of an offensive line that opened holes for a rushing attack which gained 203 yards in their 30-27 upset of the Bills.

1995 (0/0 – Jacksonville): Joined the Jaguars during training camp (7/26) after being claimed on waivers from the New England Patriots ... Played in four of the Jaguars five preseason games, missing only the Hall of Fame game ... Waived by the Jaguars (8/27) and signed to the practice squad the next day ... Spent the entire season on their practice squad.

1994 (0/0): Spent all of 1994 on the Patriots practice squad after signing as an undrafted free agent (5/5) ... Waived (8/20) and re-signed to New England's practice squad (8/30).

College

Four-year letterman at Utah State ... Earned All-Big West Conference first-team honors as a senior in 1993 ... Started 10-of-11 games at left guard and played on an offensive line that was responsible for an offense that gained 442.1 yards per game ... Played left guard as a junior, despite suffering a spine contusion versus Baylor and an ankle sprain versus Kansas State ... Saw limited playing time at guard and tackle as a sophomore ... Suffered from a case of mononucleosis in the spring of 1990, which set back his progress ... returned to football in the fall of 1990 but received only limited playing time ... Redshirted as a freshman in 1989.

Personal

Richard Lee Tylski was born in San Diego, Calif. on Feb. 27, 1971 … Attended Madison High in his native San Diego ... Earned first-team All-Eastern League honors as a two-way lineman ... Frequent speaker at area churches and elementary schools ... Active with Fellowship of Christian Athletes ... Married (Jane) with sons Joshua (8/20/92), Jordan (9/30/96) and Jacob (11/5/00), who was born during a game against the Tennessee Titans while Rich was playing for Pittsburgh ... Graduated in 1994 with a degree in sociology with an emphasis in law from Utah State.



Career Transactions

Adam Vinatieri signed with the Patriots as a rookie free agent on June 28, 1996 ... He originally signed with the Amsterdam Admirals of the World League in the spring of 1996 ... Re-signed by the Patriots (7/19/98) ... Re-signed with the Patriots (3/12/99) ... Designated the Patriots franchise player (2/21/02) ... Re-signed with the Patriots (3/15/02).

Career Highlights

★ **Career GP/GS: 96/0 (9/0)**

★ Has totaled 688 points in his first six seasons in the NFL after going undrafted and signing as a free agent in 1996. It is the second most proficient start to an NFL career in the history of the game.

★ Scored 113 points during the 2001 season and became just the second player in NFL history to record at least 100 points in the first six seasons of his career, joining Jason Elam (1993-98).

★ Became just the third Patriot to amass 650 points during his career when he connected on a 28-yard game-winning field goal at N.Y. Jets (12/2/01), joining Gino Cappelletti (1,130 points) and John Smith (692).

★ Vinatieri is the most reliable field goal kicker in franchise history, connecting on 80% of his kicks (160-199). Tony Franklin made 74.4% of his kicks (93-125) and ranks second in Patriots history.

★ Kicked five game-winning field goals during the 2001 season, including three in overtime, increasing his career total to 13. Three of his kicks were during the 2001 regular season and two came during the postseason. He kicked a 23-yard field goal in overtime to defeat the Raiders in the AFC Divisional game and a 48-yard field goal at the end of regulation to give the Patriots a 20-17 victory over the Rams in Super Bowl XXXVI.

★ Vinatieri scored 24 points during the 2001 postseason and is now the top Patriots scorer in postseason annals with 54 points (Tony Franklin, 39).

★ Vinatieri ranks second in Patriots history with 160 field goals and 199 field goal attempts behind Gino Cappelletti (176 of 333).

★ Set a franchise rookie record with 120 points in 1996.

★ Set a franchise record by kicking 25 consecutive field goals without a miss over a span of two years to finish just six kicks shy of the NFL record.

★ Scored a career-high 127 points, converting 31 of 39 field goals and all 32 extra point attempts in 1998. His 31 field goals were the second-most in franchise history (Tony Franklin, 32).

★ Earned Miller Lite Player of the Game and Staples Star of the Game honors after converting all four field goals, including a long of 52 yards, and three PATs for 15 points in the Patriots 33-6 victory over Buffalo (10/12/97).

★ While in the World League, Vinatieri showed that he had a strong leg and could double as a punter. He was signed to add depth and consistency to the Patriots kickoff team in 1996, but ultimately displayed enough poise and promise to warrant the release of veteran placekicker Matt Bahr.

★ Caught Dallas Herschel Walker from behind and made a touchdown-saving tackle as a rookie at Dallas (12/15/96).

VINATIERI'S SPOTLIGHTS

★ Adam kicked a 48-yard field goal as time expired to give the Patriots a 20-17 victory over the St. Louis Rams in Super Bowl XXXVI. It was the first time a Super Bowl had been decided on the final play of the game.

★ Adam has two unique family ties. He is a cousin of Daredevil Evel Knievel and great, great grandson of Felix Vinatieri - who was General Custer's bandmaster.

Seasonal Reviews

2001 (16/0, 3/0): Vinatieri finished the season ranked fourth in the AFC and tied for seventh in the NFL with 113 points ... Became just the second player in NFL history to record 100 points in each of his first six years (Jason Elam) ... Successfully converted five game-winning field goals, including two in the postseason, increasing his career total to 13 ... Voted AFC Special Teams Player of the Week following his four field goal performance, including a 23-yard game-winning kick in overtime at Buffalo

(12/16) … Boomed the longest field goal in Foxboro Stadium history and the third longest in Patriots history, 54 yards, vs. Cleveland (12/9). **Indianapolis (9/30):** Connected on all five of his extra points and three field goals, totaling a season-high 14 points in the Patriots 44-13 victory over the Colts. **Miami (10/7):** Became only the third Patriots player to score more than 600 career points on his 37-yard field goal in the second quarter, only Gino Cappelletti (1,130) and John Smith (692) have more points in franchise history. **San Diego (10/14):** Kicked a game-winning 44-yard field goal in overtime to give the Patriots a 29-26 victory over the Chargers … His 44-yard field goal, at the time, was the longest game-winning kick of his career … Missed an extra point, his only miss of the season, and snapped a streak of 42 consecutive extra points without a miss. **Indianapolis (10/21):** Remained perfect inside the RCA Dome, connecting on all five of his extra points and a 43-yard field goal in the Patriots 38-17 victory … He has made all 10 of his field goals and all 17 extra points during his six visits to the RCA Dome. **Atlanta (11/4):** Connected on a 48-yard field goal in the second quarter and made all of his three extra points in the Patriots 24-10 victory over the Falcons. **New York (12/2):** Kicked his second game-winning kick of the season, when he nailed a 28-yard field goal to give the Patriots a 17-16 lead with 6:29 remaining in the game … Became just the third Patriot to amass 650 points during his career on his 28-yard game-winning field goal, joining Gino Cappelletti (1,130 points) and John Smith (692). **Cleveland (12/9):** Converted on two of four field goal attempts, including a 54-yarder in the Patriots 27-16 victory over the Browns … His 54-yard kick was the longest by a Patriot at home in the history of the franchise, the second longest of his career and the third longest in franchise history … Booted a pooch punt 33 yards in the fourth quarter that was downed by Lonie Paxton at the Browns two-yard line. **Buffalo (12/16):** Scored all of the Patriots points, including a 23-yard game-winning field goal, in a 12-9 overtime victory over the Bills … Voted Patriots Miller Lite Player of the Game for his performance … Added field goals of 40, 32 and 25 yards … His game-winning kick was the 11th of his career and his third of the season. **Miami (12/22):** Eclipsed the 100-point plateau for the sixth consecutive season on his 32-yard field goal in the second quarter … He became just the second player in NFL history to record 100 points in each of his first six years (Jason Elam) … Added a 23-yard field goal in the second quarter. **Carolina (1/6):** Opened the scoring in the game with a 19-yard field goal in the first quarter and added five extra points in the 38-6 victory over the Panthers. **Oakland (1/19):** Nailed all three of his field goal attempts and an extra point in a 16-13 overtime victory over the Raiders in a game played in a heavy snow storm and difficult field conditions … Kicked arguably one of the biggest field goals in NFL history, a game-tying 45-yard kick, with 32 seconds remaining in regulation to force overtime … Connected on a 23-yard game-winning field goal in overtime to earn the Patriots a spot in the AFC Championship game. **St. Louis (2/3):** Connected on a 48-yard field goal as time expired to give the Patriots a 20-17 victory over the Rams in Super Bowl XXXVI … It was the first time a Super Bowl had been decided on the final play of the game … His 48-yard game-winning kick was the 13th and longest of his career … Ranks first in franchise post-season history with 54 points.

2000 (16/0): Scored in all 16 games and led the Patriots with 106 points … Ranked ninth in the AFC with 106 points … Kicked 16 consecutive field goals during the 2000 season, the second-highest total in

MODEL OF CONSISTENCY

Adam Vinatieri is one of only two players in NFL history to record at least 100 points in his first six seasons, joining Jason Elam (1993-98).

Player	Jason Elam	Adam Vinatieri
Year 1	119	120
Year 2	119	115
Year 3	132	127
Year 4	109	107
Year 5	124	106
Year 6	127	113
Total	**730**	**688**

GAME WINNING FIELD GOALS

Adam Vinatieri has successfully converted 13 game-winning field goal opportunities, including a 48 yarder to give the Patriots a 20-17 victory in Super Bowl XXXVI. His 13 successful kicks are listed below:

Date	Opponent	Yds	Time	Final Score
02/03/02	St. Louis*	48	0:00	20-17
01/19/02	Oakland#	23	6:31 ot	16-13
12/16/01	at Buffalo	23	9:15 ot	12-9
12/02/01	at N.Y. Jets	28	6:29	17-16
10/14/01	San Diego	44	10:55 ot	29-26
12/17/00	at Buffalo	24	0:19 ot	13-10
11/19/00	Cincinnati	22	0:03	16-13
09/19/99	Indianapolis	26	0:35	31-28
09/12/99	at N.Y. Jets	23	0:03	30-28
12/20/98	San Francisco	35	0:03	24-21
10/04/98	at New Orleans	27	0:03	30-27
09/14/97	N.Y. Jets	34	6:57 ot	27-24
09/22/96	Jacksonville	40	12:24 ot	28-25

*Super Bowl XXXVI
#AFC Divisional Playoff Game

Patriots history to his previous record of 25 from 11/24/96 to 11/9/97 … Eclipsed the 500 point mark on an extra point vs. Indianapolis (10/8) to become just the third Patriots player to do so (Gino Cappelletti - 1,130, John Smith - 692) … Moved past John Smith (128) on Patriots all-time successful field goals list with a 43-yard field goal at Detroit (11/23) … Vinatieri finished the season with 136 successful field goals. **Tampa Bay (9/3):** Opened the season with four points, nailing 30-yard field goal and one extra point. **N.Y. Jets (9/11):** Accumulated a season-high 13 points, connecting on four-of-five field goals and an extra point … Connected on field goals from 32, 35, 30 and 33 yards. **Miami (9/24):** Accounted for the Patriots only points of the game, with a 40-yard field goal. **Denver (10/1):** Connected on all four extra points in the Patriots 28-19 win … Boomed five of six kickoffs into the end zone, two for touchbacks. **Indianapolis (10/22):** Converted all five of his kicks, three field goals and two extra points, accounting for 11 of the Patriots 23 points ... Vinatieri remained perfect in RCA Dome. **Buffalo (11/5):** Successful on a 48-yard field goal with 20 seconds remaining in the first half ... Kicked go-ahead field goal with 2:03 remaining in game. **Cincinnati (11/19):** Nailed three field goals, including a game-winning 22-yarder with three seconds remaining in game … It was the seventh successful game-winning field goal of his career … Extended his streak of successful field goals to eleven consecutive kicks. **Detroit (11/23):** Earned Patriots Miller Lite Player of the Game honors, scoring all nine Patriots points on field goals of 24, 27 and 43 yards ... Extended his successful field goals indoors to 21. **Kansas City (12/4):** Notched the longest outdoor field goal of his career, when he connected on a 53-yarder as first half expired … His previous outdoor high was 52 yards vs. Buffalo (10/12/97) ... Converted two field goals before missing a 37-yarder, snapping his consecutive field goal streak at 16 ... It is the second longest streak in team history, trailing only his record of 25. **Buffalo (12/17):** Kicked game-winning 24-yard field goal with 19 seconds remaining in overtime for the 13-10 win ... The game-winning kick was the eighth of his career ... Vinatieri battled driving snow and wind gusts of over 40 m.p.h. during the game and was successful on three of his four kicks.

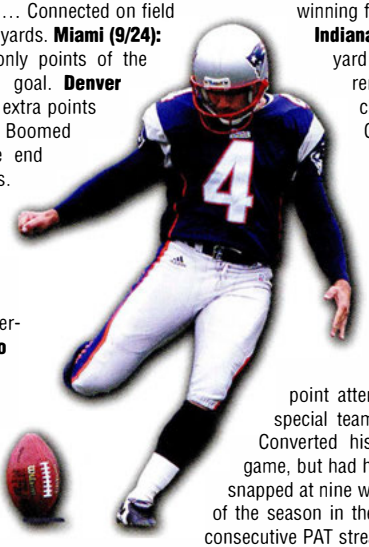

1999 (16/0): Played in every game and led the team in scoring with 107 total points … His 107 points ranked 11th in the AFC … After four years, only Denver's Jason Elam (479 through four seasons) scored more points faster than Vinatieri's 469 ... Earned AFC Special Teams Player of the Month for September, after converting game-winning kicks in the first two games of the season ... Through September, he had converted 9-of-10 field goal attempts and all nine PATs for 36 points ... His field goals contributed to the wins in each of the first three games of the season. **N.Y. Jets (9/12):** Scored a season-high 12 points, including the game-winning 23-yard field goal for a 30-28 victory over the Jets in the season opener ... It was his fifth game-winning field goal in his four-year career. **Indianapolis (9/19):** Converted a 26-yard field goal with just 35 seconds remaining to help the Patriots claim a 31-28 victory over the Colts … It was his second consecutive game-winning field goal and the sixth of his four-year career. **N.Y. Giants (9/26):** Earned Miller Lite Player of the Game honors after scoring 10 of the Patriots 16 points in a 16-14 victory over the Giants ... Converted all three field goal attempts and his only extra point attempt. **Cleveland (10/2):** Named special teams co-captain for the game ... Converted his first two field goals of the game, but had his consecutive field goal streak snapped at nine when he missed his first attempt of the season in the third quarter ... Extended his consecutive PAT streak to 106 straight to set a franchise record (previously held by Gino Cappelletti) ... His streak began vs. Buffalo on Oct. 27, 1996. **Kansas City (10/10):** Converted both extra point attempts to give him 400 points for his career ... Became just the fifth player in franchise history to reach that plateau ... Missed field goal attempts of 48 and 32 yards in a 16-14 loss ... His 32-yard attempt came with just nine seconds remaining in the game ... It was the seventh game-winning field goal attempt of his career ... He was successful on his first six attempts. **Miami (10/17):** After opening the season by connecting on his first nine field goal attempts, he missed his next three kicks entering the Miami game ... He rebounded by converting all three field goal attempts and all three extra point attempts to score 12 of the Patriots 30 points ... Extended his PAT streak to a franchise-best 111 straight. **Arizona (10/31):** Had his franchise-record streak of successful extra point attempts snapped at 117 when his third attempt of the game was blocked ... He had not missed in over three seasons ... The streak began during his rookie year in Buffalo (10/27/96) ... It was just the second blocked PAT attempt of his career - the first was against Jacksonville (9/22/96). **Indianapolis (12/12):** Converted all three field goal attempts ... It was the 16th time in his career that he

had converted at least three field goals in a game ... His second field goal moved him ahead of Franklin (445 points) into third place on the team's all-time scoring list. **Philadelphia (12/19):** Kicked field goals of 23, 43 and 46 yards ... It was the 17th time of his career that he had at least three field goals in a game. **Baltimore (1/2/00):** Converted his longest field goal of the year, a 51-yard effort, in a 20-3 victory over the Ravens ... It was his fifth career field goal of 50 yards or more ... Converted every attempt, including two field goals and two PATs for eight total points ... Finished the season with 107 total points ... His fourth consecutive 100-point season ... Only Cappelletti has a longer streak of 100-point seasons (six).

1998 (16/0, 1/0): Played in every game for the Patriots, extending his consecutive games played streak to 48 games … Scored a career-high 127 points, converting 31 of 39 field goals and all 32 extra point attempts … His 31 field goals were the second-most in franchise history, only Franklin, who converted 32 field goals in 1986, had more … His 127 points ranked seventh in franchise history and was the most by a Patriot since Franklin scored 140 points in 1986 … It also ranked fifth (tied) in the league in 1998, tied for third in the AFC … Kicked a career-long 55-yard field goal at St. Louis (12/13) … Recorded nine special teams tackles … He was twice voted the AFC Special Teams Player of the Week and also received AFC Special Teams Player of the Month recognition for the month of October … Converted three field goals, including a long of 52 yards, in a 29-6 victory over Indianapolis (9/13) … Converted a season-long streak of nine consecutive field goals, beginning with kicks of 43 and 41 yards in a 27-16 victory over Tennessee (9/20) … Had three field goals, including the game-winning 27-yard field goal in a 30-27 victory over New Orleans (10/4) to earn AFC Special Teams Player of the Week … Converted all four field goal attempts and all four extra point attempts in a 40-10 white-washing of the Kansas City Chiefs (10/11) … His 16 points in that game tied a career-high … Converted 3-of-4 field goal attempts at Miami (10/25) to close out the month of October converting 10-of-11 field goals and all nine extra point attempts for 39 total points … The performance earned him his first AFC Special Teams Player of the Month honors … Scored 14 points by converting all four field goals and both extra point attempts in a come-from-behind 26-23 victory over the Miami Dolphins (11/23) to earn AFC Special Teams Player of the Week honors for the second time in 1998 … Provided seven points in a 25-21 victory over Buffalo (11/29) … Scored 11 points, including all three field goals and both extra points in a 23-9 victory over the Steelers in Pittsburgh (12/6) … Converted all four field goal attempts for 12 points at St. Louis (12/13) … Kicked a 35-yard field goal with just three seconds remaining in the game to give the Patriots a 24-21 victory over San Francisco (12/20) and clinch a playoff berth for a franchise-record third straight season … It was his second game-winning kick of the season and the fourth of his career..

SINGLE-GAME CAREER HIGHS

Regular Season

Most Points:	16	vs. Kansas City (10/11/98)
		vs. Jacksonville (9/22/96)
FG Attempts:	6	vs. Jacksonville (9/22/96)
FGs Made:	5	vs. Jacksonville (9/22/96)
Longest FG:	55	at St. Louis (12/13/98)
PAT Atts:	6	at San Diego (12/1/96)
		vs. Miami (11/3/96)
PATs Made:	6	at San Diego (12/1/96)

Postseason

Most Points:	10	vs. Oakland (1/19/02)
FG Attempts:	3	vs. Oakland (1/19/02)
		vs. Miami (12/28/97)
		vs. Jacksonville (1/12/97)
FGs Made:	3	vs. Oakland (1/19/02)
Longest FG:	48	vs. St. Louis (2/3/02)
PAT Atts:	4	vs. Pittsburgh (1/5/97)
PATs Made:	4	vs. Pittsburgh (1/5/97)

Field Goal Breakdowns

Overall:	160-199	.804
Home:	83-104	.798
Away:	77-95	.810
On Grass:	113-143	.790
On Artificial Turf:	47-56	.839
In Domes:	23-23	1.000
Outdoors:	137-176	.778

1997 (16/0, 2/0): Played in every game and led the team in scoring with 115 points - sixth in the AFC … Earned first-team All-AFC honors from the Football News and was the recipient of the Shaw's 12th Man Award, as voted on by the New England fans … Handled all kicking duties, including kickoffs, field goals and PATs … Converted 25 of 29 field goals (.862) and all 40 PATs … His 115 points ranks 10th among the Patriots all-time leading single season scorers … His 25 field goals ranked fifth in franchise history … Converted 3-of-5 field goals and a pair of extra points to lead the team with 11 points in the postseason … Set a franchise record for the longest postseason field goal with a 46-yard kick at Pittsburgh (1/3/98) … Opened the season with a pair of field goals and five PATs in a 41-7 victory over the Chargers (8/31) … Set a new franchise record with his 15th consecutive field goal without a miss at Denver (10/6) … Earned Miller Lite Player of the Game and Staples Star of the Game honors after converting all four field goals, including a career-long 52-yarder, and three PATs for 15 points in the Patriots 33-6 victory over Buffalo (10/12) … His 52-yard field goal was the fourth longest field goal in Patriots history … Named AFC Special Teams Player

MAKING GOOD POINTS

Vinatieri has increased his career point total to 688 and needs only five points to move past John Smith into second place on the Patriots all-time scoring list.

#	SCORING	YEARS	TD	PAT/	PATA	2-Pt	FG	/FGA	TP
1.	Gino Cappelletti	1960-70	42	346/	358	2	176/	334	1,130
2.	John Smith	1974-83	0	308/	323	0	128/	191	692
3.	**Adam Vinatieri**	**1996-**	**0**	**206/**	**211**	**1**	**160**	**/199**	**688**
4.	Tony Franklin	1984-87	0	0	0	0	93	163	442
5.	Stanley Morgan	1977-89	68	0	0	0	0	0	408
6.	Ben Coates	1991-99	50	0	0	0	0	0	302
7.	Sam Cunningham	1973-82*	49	0	0	0	0	0	294
8.	Jim Nance	1965-71	46	0	0	0	0	0	276
9.	Tony Collins	1981-87	44	0	0	0	0	0	264
10.	Irving Fryar	1984-92	42	0	0	0	0	0	252
	Larry Garron	1960-68	42	0	0	0	0	0	252

*** missed the 1980 season due to injury**

Vinatieri became the Patriots all-time leading scorer this past postseason, increasing his total to 54. He led the AFC with 24 points (6-6 extra points; 6-7 field goals) during the 2001 postseason.

#	SCORING	TD	PAT/	PATA	2-Pt	FG	/FGA	TP
1.	**Adam Vinatieri**	**0**	**18/**	**18**	**0**	**12/**	**16**	**54**
2.	Tony Franklin	0	12/	12	0	9/	11	39

of the Week for his efforts vs. Buffalo … Named special teams captain at the Jets (10/19) and extended his field goal streak to a league-best 21 consecutive successful field goals … Remained perfect for the season, converting his first 17 field goal attempts and every PAT attempt until the 10th game of the season at Buffalo (11/9) when he missed a 42-yard attempt wide right … His streak of successful kicks ended just six short of the NFL record of 31 consecutive field goals held by Fuad Reveiz … Followed with a 45-yard attempt, which caromed off the right upright and was no good … It was just the second time in his career that he had missed two attempts in a game … His first was also at Buffalo (9/8/96) where he missed two field goals and had a third attempt blocked in a 17-10 loss … Eclipsed the 100-point plateau for the season at Jacksonville (12/7) and scored 14 points, converting 4-of-5 field goal attempts and a pair of PATs … Converted just 1-of-3 field goals in the first-round playoff victory over Miami (12/28) … Scored all six points with a pair of field goals at Pittsburgh (1/3/98) in a 7-6 loss.

1996 (16/0, 3/0): Vinatieri played in every game as a rookie, including all three playoff games ... Led the team in scoring with 120 points, which ranked third in the AFC and fifth overall ... His 120 points by a rookie ranked eighth in NFL history and was the most since Kevin Butler set a new record in 1985 with 144 total points ... It also set a new Patriots rookie scoring record, which Curtis Martin had set in 1995 when he scored 92 points ... The team record for points scored in a season by a rookie kicker was 90, set by John Smith in 1974 ... Vinatieri combined with Curtis Martin to establish another franchise first, as both players scored over 100 points to give the Patriots their first scoring tandem to eclipse the century mark ... Made his NFL debut in the Patriots season-opener at Miami (9/1) and connected on a 25-yard field goal, his only attempt of the day ... Converted a 42-yard field goal at Buffalo (9/8), but missed on kicks from 45, 25 and 47 yards away, as two kicks bounced off the crossbar ... Missed an extra point attempt and a 47-yard attempt vs. Arizona (9/15), before he overcame his kicking slump at Jacksonville (9/??) ... Earned AFC Special Teams Player of the Week honors and Miller Lite Player of the Game for his 5-for-6 performance against Jacksonville, including the game-winning 40-yard kick in overtime ... Scored a season-high 16 points in the game ... It was the first game-winning situation he had been in professionally and he converted the kick with the poise of a polished veteran ... His six field goal attempts in a game tied Cappelletti for fourth in team history ... His five field goals made ranks second in franchise history ... Converted his next six field goal attempts ... Scored 12 points and went three-for-three, including a season-long 50-yard kick the following week in a 46-38 victory at Baltimore (10/6) ... Scored 10 points, converting his first three kicks vs. Washington (10/13) before a 43-yard attempt sailed wide right, snapping his consecutive field goal streak at eight (fourth longest streak in franchise history) ... Connected on his next four attempts before attempting a season-long kick from 54 yards out, which fell short vs. Buffalo (10/27) ...

Did not attempt a field goal in a 42-23 victory over Miami (11/3), which snapped a streak of eight consecutive games with a field goal, but he did convert all six PAT attempts ... Converted all six extra point attempts and connected on his only field goal attempt to score nine points in a 45-7 victory over San Diego (12/1) ... Scored 10 points the following week vs. the Jets (12/8) ... Scored the only points of the game with two field goals at Dallas (12/15), but made the play of the game on a Herschel Walker kick return when he caught the track star from behind and made a touchdown saving tackle after a 70-yard return down the sideline ... The defense held and the Cowboys had to settle for a field goal ... Closed out the season with five points in a 23-22 come-from-behind victory over the N.Y. Giants (12/21) ... He scored 13 points in three playoff games ... Concluded his rookie season with three PATs in the Super Bowl (1/26/97), completing a rookie year which included 33 professional games in just over 10 months (combining the World League and NFL games played during the 1996-97 campaign).

College

Vinatieri was a four-year letterman at South Dakota State as a placekicker ... He also handled the team's punting chores from 1992 through 1994, earning first-team all-conference honors in each of those three seasons ... He finished his collegiate career as the school's all-time scoring leader with 185 career points scored ... He converted 104-of-114 PATs (.912) and 27-of-53 field goals (.509) ... In 1992, he kicked a career-long 51-yard field goal, which he tied as a senior in 1994 ... He totaled 144 career punts with a career-long punt of 77 yards as a senior. 1994 (Senior): Converted 35-of-40 PATs and four-of-12 field goals for 47 points as a senior ... Tied his career-long with a 51-yard field goal ... Added 57 punts for a 43.5-yard average and had a career-long 77-yard punt to lead the league for his third consecutive season ... Ranked fourth in Division II ball with a 43.5-yard punting average. 1993 (Junior): Converted 38-of-41 PATs (.927) and seven-of-15 field goals (.467) for 59 total points as a junior to earn second-team all-conference honors ... Averaged 41.8 yards on 36 punts and had a season-long 57 yards. 1992 (Sophomore): Led the team in scoring when he converted 16-of-18 PATs (.889) and eight-of-13 field goals (.615) for 40 total points ... Set a school record with a 51-yard field goal vs. North Dakota ... Earned first-team all-league honors as a punter with 58 punts for a 40.1-yard average as a sophomore. 1991 (Freshman): Handled all the kicking duties for South Dakota State as a freshman ... Converted 15-of-15 PATs and 8-of-13 field goal attempts for 39 points.

Personal

Adam Matthew Vinatieri was born the son of Paul and Judy Vinatieri on Dec. 28, 1972 in Yanktown, S.D. ... He is the second of four children … He lettered in football, soccer, track and wrestling at Rapid City (S.D.) Central High and earned first-team all-state honors in 1991 ... Earned his degree in fitness and wellness at South Dakota State … His younger brother, Beau, is a kicker at Blackhill State College … Adam has been very active in the community since joining the Patriots … The Rhode Island Coalition Against Domestic Violence, the Fellowship of Christian Athletes, Athletes in Action, D.A.R.E. and the Governor's Highway Safety Bureau are just a few of the many charities that Adam has donated time and resources to over the past couple of years … Adam enjoys golfing, hunting and riding motorcycles ... Adam and his wife, Valerie, were married last off-season.

ADAM VINATIERI

Pos: K **Ht:** 6-0 **Wt:** 202 **Year:** 7th **Acq:** FA-96 **College:** S. Dakota State **Born:** 12/28/72

Regular Season			Field Goals											PATs			
Year	Team	G	1-29	Pct	30-39	Pct	40-49	Pct	50+	Pct.	Overall	Pct.	Lg	Made	Att	2-Pt	Pts.
1996	Patriots	16	10-11	90.9	8-8	100.0	8-14	57.1	1-2	50.0	27-35	77.1	50	39	42	0	120
1997	Patriots	16	11-11	100.0	7-9	77.8	6-8	75.0	1-1	100.0	25-29	86.2	52	40	40	0	115
1998	Patriots	16	11-11	100.0	9-14	64.3	9-12	75.0	2-2	100.0	31-39	79.5	55	32	32	1	127
1999	Patriots	16	15-15	100.0	5-7	71.4	5-9	55.6	1-2	50.0	26-33	78.8	51	29	30	0	107
2000	Patriots	16	11-13	84.6	8-9	88.8	7-8	87.5	1-3	33.3	27-33	81.8	53	25	25	0	106
2001	Patriots	16	9-9	100.0	7-8	87.5	7-12	58.3	1-1	100.0	24-30	80.0	54	41	42	0	113
Totals 6-Years		**96**	**67-70**	**95.7**	**44-55**	**80.0**	**42-63**	**66.7**	**7-11**	**63.6**	**160-199**	**80.4**	**55**	**206**	**211**	**1**	**688**

Postseason			Field Goals											PATs			
Year	Team	G	1-29	Pct	30-39	Pct	40-49	Pct	50+	Pct.	Overall	Pct.	Lg	Made	Att	2-Pt	Pts.
1996	Patriots	3	2-2	100.0	0-0	---	0-1	0.0	0-0	---	2-3	66.7	29	9	9	0	15
1997	Patriots	2	1-1	100.0	1-1	100.0	1-3	33.3	0-0	---	3-5	60.0	46	2	2	0	11
1998	Patriots	1	1-1	100.0	0-0	---	0-0	---	0-0	---	1-1	100.0	27	1	1	0	4
2001	Patriots	3	2-2	100.0	1-1	100.0	3-3	100.0	0-1	0.0	6-7	85.7	48	6	6	0	24
Totals 4-Years		**9**	**6-6**	**100.0**	**2-2**	**100.0**	**4-7**	**57.1**	**0-1**	**0.0**	**12-16**	**75.0**	**48**	**18**	**18**	**0**	**54**

VINATIERI'S CAREER GAME-BY-GAME

1996 Opponent	XP	XP%	FG	FG%	Pts	Score	FGs (Missed)
09/01 at Miami	1-1	1.000	1-1	1.000	4	10-24	25
09/08 at Buffalo	1-1	1.000	1-4	.250	4	10-17	42(45)(25)(47b)
09/15 Arizona	2-3	.667	1-2	.500	5	31-0	(47), 31
09/22 Jacksonville	1-2	.500	5-6	.833	16	28-25	23, 30, 29(44)41, 40
10/06 at Baltimore	3-3	1.000	3-3	1.000	12	46-38	22, 35, 50
10/13 Washington	1-1	1.000	3-4	.750	10	22-27	24, 35, 29, (43)
10/20 at Indianapolis	3-3	1.000	2-2	1.000	9	27-9	44, 36
10/27 Buffalo	2-3	.667	2-3	.667	8	28-25	40, 32, (54)
11/03 Miami	6-6	1.000	0-1	.008	6	42-23	
11/10 at N.Y. Jets	4-4	1.000	1-1	1.000	7	31-27	30
11/17 Denver	0-0	-		-	0	8-34	(40)
11/24 Indianapolis	3-3	1.000	2-2	1.000	9	27-13	26, 22
12/01 at San Diego	6-6	1.000	1-1	1.000	9	45-7	47
12/08 N.Y. Jets	4-4	1.000	2-2	1.000	10	34-10	19, 41
12/15 at Dallas	0-0	-	2-2	1.000	6	6-12	21, 30
12/21 at N.Y. Giants	2-2	1.000	1-1	1.000	5	23-22	40
1996 Totals	**39-42**	**.928**	**27-35**	**.771**	**120**	**11-5**	
01/05 Pittsburgh	4-4	1.000	---	---	4	28-3	
01/12 Jacksonville	2-2	1.000	2-3	.667	8	20-6	29, 20, (46)
01/26 Green Bay	3-3	1.000	---	---	3	21-35	
1996 Postseason	**9-9**	**1.000**	**2-3**	**.667**	**15**	**2-1**	

1997 Opponent	XP	XP%	FG	FG%	Pts	Score	FG (Missed)
08/31 San Diego	5-5	1.000	2-2	1.000	11	41-7	21, 26
09/07 at Indianapolis	4-4	1.000	1-1	1.000	7	31-6	21
09/14 N.Y. Jets	3-3	1.000	2-2	1.000	9	27-24 ot	33, 34
09/21 Chicago	4-4	1.000	1-1	1.000	7	31-3	27
10/06 at Denver	1-1	1.000	2-2	1.000	7	13-34	26, 49
10/12 Buffalo	3-3	1.000	4-4	1.000	15	33-6	20, 23, 41, 52
10/19 at N.Y. Jets	2-2	1.000	1-1	1.000	5	19-24	24
10/27 Green Bay	1-1	1.000	1-1	1.000	4	10-28	38
11/02 at Minnesota	0-0	-	2-2	1.000	6	18-23	22, 25
11/09 at Buffalo	4-4	1.000	1-3	.333	7	31-10	42, (42), (45)
11/16 at Tampa Bay	1-1	1.000	---	---	1	7-27	
11/23 Miami	3-3	1.000	2-3	.667	9	27-24	36, 27, (30)
11/30 Indianapolis	2-2	1.000	2-2	1.000	8	20-17	32, 48
12/07 at Jacksonville	2-2	1.000	4-5	.800	14	26-20	44, 41, 33, 39, (32)
12/13 Pittsburgh	3-3	1.000	---	---	3	21-24 ot	
12/22 at Miami	2-2	1.000	---	---	2	14-12	
1997 Totals	**40-40**	**1.000**	**25-29**	**.793**	**115**	**10-6**	
12/28 Miami	2-2	1.000	1-3	.333	5	17-3	(48), (47), 22
01/03 atPittsburgh	0-0	-	2-2	1.000	6	6-7	31, 46
1997 Postseason	**2-2**	**1.000**	**3-5**	**.600**	**11**	**1-1**	

1998 Opponent	XP	XP%	FG	FG%	Pts	Score	FG (Missed)
09/07 at Denver	3-3	100%	0-2	.000	3	21-27	(39)(37)
09/13 Indianapolis	2-2	100%	3-4	.750	11	29-6	19, 23, 52, (42)
09/20 Tennessee	3-3	100%	2-2	1.000	9	27-16	43, 41
10/04 at New Orleans	3-3	100%	3-3	1.000	12	30-27	34, 49, 27
10/11 Kansas City	4-4	100%	4-4	1.000	16	40-10	32, 38, 27, 20
10/19 N.Y. Jets	2-2	100%	0-0	--	2	14-24	
10/25 at Miami	0-0	--	3-4	.750	9	9-12	(45) 41, 30, 36
11/01 at Indianapolis	3-3	100%	0-0	---	3	21-16	
11/08 Atlanta	1-1	100%	1-1	1.000	4	10-41	40
11/15 at Buffalo	1-1	100%	1-3	.333	4	10-13	(39) 38 (39)
11/23 Miami	2-2	100%	4-4	1.000	14	26-23	25, 44, 45, 24
11/29 Buffalo	2-2	100%	1-2	.500	7	25-21	44 (47)
12/06 at Pittsburgh	2-2	100%	3-3	1.000	11	23-9	21, 29, 35
12/13 at St. Louis	0-0	0%	4-4	1.000	12	18-32	37, 41, 55, 17
12/20 San Francisco	3-3	100%	1-2	.500	6	24-21	(32)35
12/27 at N.Y. Jets	1-1	0%	1-1	1.000	4	10-31	19
1998 Totals	**32-32**	**100%**	**31-39**	**.795**	**127**	**9-7**	
01/03 at Jacksonville	1-1	100%	1-1	1.000	4	10-25	

1999 Opponent	XP	XP%	FG	FG%	Pts	Score	FG (Missed)
09/12 at N.Y. Jets	3-3	100%	3-3	100%	12	30-28	33, 21, 23
09/19 Indianapolis	4-4	100%	1-1	100%	7	31-28	26
09/26 N.Y. Giants	1-1	100%	3-3	100%	10	16-14	38, 19, 41
10/03 at Cleveland	1-1	100%	2-3	66.7%	7	19-7	22, 21, (42)
10/10 at Kansas City	2-2	100%	0-2	0%	2	14-16	(48)(32)
10/17 Miami	3-3	100%	3-3	100%	12	30-31	41, 39, 34
10/24 Denver	3-3	100%	1-1	100%	6	24-23	28
10/31 at Arizona	3-4	75%	0-0	--	3	27-3	
11/15 N.Y. Jets	2-2	100%	1-1	100%	5	17-24	22
11/21 at Miami	2-2	100%	1-1	100%	5	17-27	27
11/28 at Buffalo	1-1	100%	0-0	--	1	7-17	
12/05 Dallas	1-1	100%	2-2	100%	7	13-6	41, 23
12/12 at Indianapolis	0-0	--	3-3	100%	9	15-20	28, 28, 26
12/19 at Philadelphia	0-0	--	3-4	100%	9	9-24	23, 43 (56) 46
12/26 Buffalo	1-1	100%	1-4	25%	4	10-13 ot	(44) 38 (33)(44)
01/02 Baltimore	2-2	100%	2-2	100.0%	8	20-3	25(51)
1999 Totals	**29-30**	**97%**	**26-33**	**78.8%**	**107**	**8-8**	

2000 Opponent	XP	XP%	FG	FG%	Pts	Score	FG (Missed)
09/03 Tampa Bay	1-1	100%	1-2	50%	4	16-21	30, (55)
09/11 at N.Y. Jets	1-1	100%	4-5	80%	13	19-20	32, 35, 30, 33 (29)
09/17 Minnesota	1-1	100%	0-1	0%	1	13-21	(44)
09/24 at Miami	0-0	-	1-2	50%	3	3-10	40 (53)
10/01 at Denver	4-4	100%	0-0	-	4	28-19	
10/08 Indianapolis	3-3	100%	1-1	100%	6	24-16	21
10/15 N.Y. Jets	2-2	100%	1-1	100%	5	17-34	23
10/22 at Indianapolis	2-2	100%	3-3	100%	11	23-30	27, 26, 28
11/05 Buffalo	1-1	100%	2-2	100%	7	13-16 ot	48, 43
11/12 at Cleveland	0-0	-	1-1	100%	3	11-19	38
11/19 Cincinnati	1-1	100%	3-3	100%	10	16-13	38, 21, 22
11/23 at Detroit	0-0	-	3-3	100%	9	9-34	24, 47, 43
12/04 Kansas City	3-3	100%	3-4	75%	12	30-24	48, 53 (37) 27
12/10 at Chicago	2-2	100%	1-1	100%	5	17-24	30
12/17 at Buffalo	1-1	100%	2-3	66.7%	7	13-10 ot	22 (27) 24
12/24 Miami	3-3	100%	1-1	100%	6	24-27	33
2000 Totals	**25-25**	**100%**	**27-33**	**81.8%**	**106**	**5-11**	

2001 Opponent	XP	XP%	FG	FG %	Pts	Score	FG (Missed)
09/09 at Cincinnati	2-2	100%	1-1	100%	5	17-23	39
09/23 N.Y. Jets	0-0	0%	1-1	100%	3	3-10	24
09/30 Indianapolis	5-5	100%	3-3	100%	14	44-13	47, 48, 35
10/07 at Miami	1-1	100%	1-1	100%	4	10-30	37
10/14 San Diego	2-3	67%	3-4	75%	11	29-26 ot	26, (44), 23, 44
10/21 at Indianapolis	5-5	100%	1-1	100%	8	38-17	43
10/28 at Denver	2-2	100%	2-2	100%	8	20-31	24, 44
11/04 at Atlanta	3-3	100%	1-1	100%	6	24-10	44
11/11 Buffalo	3-3	100%	0-2	0%	3	21-11	(43)(45)
11/18 St Louis	2-2	100%	1-1	100%	5	17-24	33
11/25 New Orleans	4-4	100%	0-1	0%	4	34-17	(46)
12/02 at N.Y. Jets	2-2	100%	1-1	100%	5	17-16	28
12/09 Cleveland	3-3	100%	2-4	50%	9	27-16	54, 38, (39) (48)
12/16 at Buffalo	0-0	0%	4-4	100%	12	12-9 ot	40, 32, 25, 23
12/22 Miami	2-2	100%	2-2	100%	8	20-13	32, 23
01/06 at Carolina	5-5	100%	1-1	100%	8	38-6	19
2001 Totals	**41-42**	**97.6%**	**24-30**	**80.0%**	**113**	**11-5**	
01/19 Oakland	1-1	100%	3-3	100%	10	16-13 ot	23, 45, 23
01/27 at Pittsburgh	3-3	100%	1-2	50%	6	24-17	44(50)
02/03 St. Louis	2-2	100%	2-2	100%	8	20-17	37, 48
2001 Postseason	**6-6**	**100%**	**6-7**	**85.7%**	**24**	**3-0**	

Mike Vrabel

LINEBACKER 50

6-4 ★ 261 LBS ★ ACQ: UFA-01 (PIT)
YEARS NFL/PATRIOTS: 6/2
CAREER GP/GS: 67/12 (5/3)
OHIO STATE ★ PRE-MED
DOB 8/14/75 ★ AKRON, OH

Career Transactions

Mike Vrabel was signed by the Patriots as an unrestricted free agent on March 16, 2001 … He was originally drafted by the Pittsburgh Steelers in the third round (91st overall) of the 1997 NFL draft.

Career Highlights

★**Career GP/GS: 67/12 (5/3)**

★Vrabel registered career-highs in total tackles (60), solo tackles (37), assisted tackles (23), sacks (3.0) and interceptions (2) during the 2001 season.

★Vrabel applied pressure to Rams quarterback Kurt Warner forcing an errant pass that was intercepted by Ty Law and returned 47 yards for a touchdown, giving the Patriots an early 7-0 lead in Super Bowl XXXVI.

★Vrabel recorded one of the biggest plays for the Pittsburgh Steelers during the 1997 playoffs, when he sacked Patriots quarterback Drew Bledsoe and forced him to fumble with less than two minutes remaining in the game. The Steelers were able to hold on for a 7-6 victory in an AFC Divisional playoff game versus New England (1/3).

★Established a career-high with 12 special teams tackles during the 2000 season with Pittsburgh.

VRABEL'S SPOTLIGHTS

★Earned numerous Big Ten honors while attending Ohio State, including Defensive Player of the Year (1996), Defensive Lineman of the Year (1995) and Academic first-team honors (1994).

★Mike participated in the Salvation Army's Children Holiday Party and helped provide Christmas presents to each of the 200 children in attendance.

★Mike played in the 2002 Patriots Charitable Golf Tournament at Belmont Country Club, which raised over $300,000 for the Patriots Charitable Foundation.

Seasonal Reviews

2001 (16/12, 3/3): Started 12 of 16 regular season games and all three postseason games at linebacker … Recorded career-highs in total tackles (60), solo tackles (37), assisted tackles (23), sacks (3.0) and interceptions (2). **Miami (10/7):** Recorded his first career interception when he snatched a Jay Fiedler pass on the Dolphins first offensive play of the game … The Patriots scored two plays later on an Antowain Smith 9-yard run. **Indianapolis (10/21):** Collected six tackles (4 solos), including a sack of Peyton Manning for a six-yard loss on third and goal forcing a field goal attempt which was blocked. **Atlanta (11/4):** Accumulated a career-high 1.5 sacks as the Patriots recorded a season-high nine sacks against the Falcons … Teamed with Bobby Hamilton to sack Chris Chandler for a seven-yard loss in the first quarter and dropped Michael Vick for no gain in the third quarter. **Buffalo (11/11):** Recorded four tackles as the Patriots held the Bills to only 69 yards rushing on 21 attempts (3.3 avg.) … Recovered a Bills onside kick attempt late in the fourth quarter with the Patriots leading 14-11. **N.Y. Jets (12/2):** Recorded his second interception of the season and of his career when he snagged a Vinny Testaverde pass that had been tipped at the line of scrimmage on the Jets second play from scrimmage in the third quarter … The turnover triggered a momentum change which saw the Patriots outscore the Jets 17-3 in the second half and defeat the Jets 17-16. **Cleveland (12/9):** Set a new single-game career-high with nine tackles (5 solos) as the Patriots defense held the Browns to just 50 yards rushing on 19 carries (2.6 avg.) … Joined with Lawyer Milloy to sack Tim Couch for a nine-yard loss. **Buffalo (12/16):** Tied for a game-high with eight tackles, including a career-high six solo tackles … Tackled running back Shawn Bryson for a five-yard loss following a reception in the fourth quarter. **Miami (12/22):** Collected five tackles and was part of the defensive front that held the Dolphins to just 58 yards rushing on 22 carries (3.1 avg.) in the Patriots 20-13 victory. **Oakland (1/19):** Made his first career postseason start in action at linebacker and recorded three tackles as the Patriots held the Raiders to just 77 yards rushing on 30 carries (2.6 avg.). **Pittsburgh (1/27):** Tallied four tackles (3 solos) as the Patriots limited the Steelers to just 58 yards rushing on 22 carries (2.6 avg.). **St. Louis (2/3):** Applied pressure to

Rams quarterback Kurt Warner forcing an errant pass that was intercepted by Ty Law and returned 47 yards for a touchdown, giving the Patriots an early 7-0 lead in Super Bowl XXXVI.

2000 (15/0 - Pittsburgh): Played in 15 games with the Steelers and established a career-high with 12 special teams tackles … Played defensive end in Pittsburgh's nickel and dime packages and recorded six tackles, including one sack. Baltimore (9/3): Played both outside linebacker and defensive end and was credited with the team's only sack. Tennessee (9/24): Recorded two special teams tackles. Jacksonville (10/1): Contributed one tackle, a quarterback pressure and one special teams stop in the Steelers first win of the season, 24-13. N.Y. Jets (10/8): Achieved a career-high three special teams tackles and added two assisted defensive tackles. Cincinnati (11/26): Recovered a fumble on a kickoff that led to a Steelers touchdown in 48-28 victory … Part of Steelers special teams unit which held the Bengals to zero punt return yards on three attempts and only 96 yards on eight kickoff returns (12.0 avg.).

1999 (10/0 - Pittsburgh): Played in 10 games and amassed 12 tackles (9 solos), including two sacks … Missed the first six games because of a fractured arm. Atlanta (10/25): Returned to active duty for the first time in the regular season on Monday Night Football … Recorded one tackle and a sack for a defense that limited the Falcons to 236 yards, including only 49 yards rushing on 25 attempts (2.0 avg.). San Francisco (11/7): Compiled three tackles (2 solos) and added two quarterback hurries and one special teams tackle in 27-6 victory. Cleveland (11/14): Recorded his second sack of the season and contributed one special teams tackle. Tennessee (11/21): Finished with one tackle. Cincinnati (11/28): Credited with one special teams tackle. Jacksonville (12/2): Recorded one tackle and forced a fumble. Carolina (12/26): Accumulated one tackle, a quarterback pressure and added two special teams tackles in 30-20 win over the Panthers.

1998 (11/0 - Pittsburgh): Recorded 12 tackles (9 solos), including a career-high two-and-a-half sacks, while playing in 11 games … Added six special teams tackles … Debuted at linebacker in the season-opener at Baltimore (9/6) and registered two tackles in 20-13 victory … Credited with half a sack in 17-12 victory over Chicago (9/13) … Played mostly in the dime defense package



SINGLE-GAME CAREER HIGHS

Tackles:	9	vs. Cleveland (12/9/01)
Solos:	6	at Buffalo (12/16/01)
Sacks:	1.5	at Atlanta (11/4/01)
INT:	1	at NY Jets (12/2/01)
		at Miami (10/7/01)
Spec. Teams:	3	at NY Jets (10/8/00)

at Miami (9/20) and recorded two tackles and one special-teams tackle … Recorded one tackle and three quarterback hurries vs. Seattle (9/27) … Defense held the Seahawks to only 230 total yards (61 rushing, 169 passing) and improved their record to 3-1 …Registered his first unassisted sack of the season for 10 yards at Cincinnati (10/11) … Vrabel disrupted the Ravens backfield, recording one sack and two quarterback pressures in 16-6 victory over Baltimore (10/18) … Listed among the Steelers inactives for four straight weeks because of an ankle injury … Activated at Detroit (11/26) but did not record any statistics … Returned to the field vs. New England (12/6) and recorded one solo special-teams tackle … Registered two solo stops at Tampa Bay (12/13), including a jarring hit on Buccaneers receiver Reidel Anthony that forced Anthony to temporarily leave the game … Contributed one tackle and a quarterback pressure against Cincinnati (12/20).

1997 (15/0 - Pittsburgh): Spent his rookie season as a situational pass-rusher and recorded 17 tackles (14 solos), including one-and-a-half sacks … Also credited with two forced fumbles, a fumble recovery and one pass defensed … He was one of eight rookies to make the final 53-man roster … Forced a fumble that led to a go-ahead touchdown in the fourth quarter and recorded his first career sack in 42-34 victory at Baltimore (10/5) … Credited with 4 tackles and recovered a fumble against Baltimore (11/9) … Part of defense that held the Ravens to 170 total yards (58 rushing, 112 passing) in 37-0 Steelers victory … Joined in as the Steelers tied a team record of 10 sacks, with a half-a-sack, during Steelers 26-20 overtime victory at Arizona (11/30) … Recorded one of the biggest plays for Pittsburgh during the 1997 playoffs, when he sacked Patriots quarterback Drew Bledsoe and forced him to fumble

with less than two minutes remaining in the game … The Steelers were able to hold on for a 7-6 victory in an AFC Divisional game versus New England (1/3).

College

Vrabel set Ohio State career records with 36 quarterback sacks and 66 tackles for losses … Earned first-team All-America honors from Walter Camp and American Football Coaches Association as a senior … Also was named first-team All-Big Ten Conference and the Big Ten Defensive Player of the Year for second-straight season … Recorded 48 tackles (31 solos) and tied for team lead with nine sacks during senior campaign… Voted unanimous first-team All-Big Ten Conference selection and Big Ten Defensive Lineman of Year as a junior … Started every game at strong side defensive end and led the conference with a Buckeye season-record 26 stops for losses of 133 yards … Tied conference single-season record and broke his own school record with 13 sacks … Earned All-Big Ten Conference and Academic All-Big Ten first-team honors during sophomore season … Started every game at strong side defensive end … Set school season-record with 12 sacks … Served as a reserve defensive end but appeared in every game as freshman.

Personal

Michael George Vrabel was born on Aug. 14, 1975 in Akron, Ohio … Named a *USA Today* All-American second-team pick at Walsh Jesuit High in Stowe, Ohio … Earned Ohio Player of Year honors from Columbus Touchdown Club … Also voted District Player of Year by the Akron Beacon Journal in senior year … Elected team captain and recorded 86 tackles with 12 sacks … Also lettered in basketball and track … Finished third in shot put at state championships as junior and fourth in senior year … Named Pro Football Hall of Fame Scholastic Award winner … Mike and his wife, Jen, have two boys, Tyler and Carter.

MIKE VRABEL

Pos: LB **Ht:** 6-4 **Wt:** 261 **Year:** 6th **Acq:** UFA (PIT)-01 **College:** Ohio State **Born:** 8/14/75

Regular Season			Tackles					Interceptions			Misc.			Postseason Stats						
Year	Team	G/S	TT	UT	A	S	Yds	No	Yds	PD	FF	FR	SpT	G/S	TT	UT	A	S	Yds	FF
1997	Steelers	15/0	17	14	3	1.5	4	0	0	1	2	1	0	2/0	2	2	0	1.0	8	1
1998	Steelers	11/0	12	9	3	2.5	21	0	0	0	0	0	6	-/-	-	-	-	-	-	-
1999	Steelers	10/0	8	5	3	2.0	7	0	0	0	1	0	5	-/-	-	-	-	-	-	-
2000	Steelers	15/0	6	3	3	1.0	3	0	0	0	0	1	12	-/-	-	-	-	-	-	-
2001	Patriots	16/12	60	37	23	3.0	14.0	2	27	9	0	0	3	3/3	11	6	5	-	-	-
Totals-5 years		**67/12**	**103**	**68**	**35**	**10.0**	**49.0**	**2**	**27**	**10**	**3**	**2**	**26**	**5/3**	**13**	**8**	**5**	**1**	**8**	**1**

VRABEL'S PATRIOTS' GAME-BY-GAME STATISTICS

2001		Opponent	P/S	TT	UT	A	S	Yds	Int	Yds	PD	FF	FR	SpT	W/L	Score
09/09	at	Cincinnati	S	1	0	1	0	0	0	0	1	0	0	0	L	17-23
09/23		NY Jets	S	4	2	2	0	0	0	0	1	0	0	0	L	3-10
09/30		Indianapolis	S	1	1	0	0	0	0	0	0	0	0	1	W	44-13
10/07	at	Miami	S	3	3	0	0	0	1	15.0	1	0	0	1	L	10-30
10/14		San Diego	S	5	4	1	0	0	0	0	0	0	0	0	W ot	29-26
10/21	at	Indianapolis	S	6	4	2	1	6.0	0	0	0	0	0	0	W	38-17
10/28	at	Denver	p	0	0	0	0	0	0	0	0	0	0	0	L	20-31
11/04	at	Atlanta	p	3	2	1	1.5	3.5	0	0	1	0	0	0	W	24-10
11/11		Buffalo	S	4	2	2	0	0	0	0	0	0	0	0	W	21-11
11/18		St. Louis	p	1	1	0	0	0	0	0	0	0	0	1	L	17-24
11/25		New Orleans	p	0	0	0	0	0	0	0	1	0	0	0	W	34-17
12/02	at	NY Jets	S	5	4	1	0	0	1	12.0	1	0	0	0	W	17-16
12/09		Cleveland	S	9	5	4	0.5	4.5	0	0	0	0	0	0	W	27-16
12/16	at	Buffalo	S	8	6	2	0	0	0	0	3	0	0	0	W ot	12-9
12/22		Miami	S	5	0	5	0	0	0	0	0	0	0	0	W	20-13
01/6	at	Carolina	S	5	3	2	0	0	0	0	0	0	0	0	W	38-6
2001 Totals			**16/12**	**60**	**37**	**23**	**3.0**	**14.0**	**2**	**27.0**	**9**	**0**	**0**	**3**		**11-5**
01/19		Oakland	S	3	1	2	0	0	0	0	0	0	0	0	W ot	16-13
01/27	at	Pittsburgh	S	4	3	1	0	0	0	0	0	0	0	0	W	24-17
02/03		St. Louis	S	4	2	2	0	0	0	0	0	0	0	1	W	20-17
2001 Postseason			**3/3**	**11**	**6**	**5**	**0**	**0**	**0**	**0**	**0**	**0**	**0**	**1**		**3-0**

Ken Walter

PUNTER **13**

6-1 ★ 207LBS ★ ACQ: FA-01 (CAR)
YEARS NFL/PATRIOTS: 6/2
CAREER GP/GS: 75/0 (3/0)
KENT STATE ★ COMMUNICATIONS
DOB 8/15/72 ★ EUCLID, OH

Career Transactions

Ken Walter was signed by the Patriots as a veteran free agent on October 17, 2001 ... Re-signed with the Patriots (2/18/02) … He was originally signed as a rookie free agent by the Carolina Panthers (4/14/97) 1997 NFL draft … Released by the Panthers (4/24/01).

Career Highlights

★**Career GP/GS: 75/0 (3/0)**

★Walter led the AFC and ranked second in the NFL with a net punting average of 38.1 during the 2001 season.

★Walter boomed almost half of his punts, 24 of 49 (49.0%), inside the 20, the highest ratio in the NFL during the 2001 season. He did not punt into the end zone in the final eight weeks of the regular season (40 consecutive punts).

★Walter earned AFC Special Teams Player of the Week honors after averaging 42.2 yards on five punts, including two inside the 20, against the Dolphins (12/22/01).

★Walter's 86 punts inside the 20-yard line with the Panthers are still a Carolina franchise record.

★Walter's one touchback ranked as the lowest in the NFL in 1999 as well as the lowest single-season total in Panther history.

★Walter was named NFC Special Teams Player of the Week after averaging 53.3 yards a punt at San Diego (9/14/97), the highest single-game average for a rookie since New England's Pat O'Neill averaged 54.3 (9/25/94).

★In 1997, Walter had a net punting average of 40 or more yards in the season's first four games, becoming the first punter to begin his career in that fashion since the league began computing the statistic in 1976.

★In 1997, Walter was named to the All-Rookie team by *Pro Football Weekly*, *College and Pro Football Weekly* and *Football News*.

WALTER'S SPOTLIGHTS

★**Ken was a ball boy with the Cleveland Browns from 1992-95 and with the Baltimore Ravens in 1996.**

★**Ken tied his career high with a 38.1-yard net average in 2001.**

Seasonal Reviews

2001 (11/0, 3/0): Signed (10/17/01) and handled punting and holding duties in 11 regular season and all three postseason games with the Patriots … Finished the regular season ranked second in the NFL with a 38.1 net average … Placed 24 of his 49 punts (48.9%) inside the 20-yard line, the highest percentage in the league … He did not punt into the end zone in the final eight weeks of the regular season (40 consecutive punts) … Named AFC Special Teams Player of the Week following his performance vs. Miami (12/22). **Buffalo (11/11):** Boomed his longest kick in a Patriots uniform with a 58-yard punt in the first quarter. **Cleveland (12/9):** Placed all three of his punts inside the 20 and none were returned by the Browns as two were fair catches and one was downed. **Buffalo (12/16):** Tied a career-high with five punts inside the 20-yard line … Bills only returned two of seven punts for minus two yards (-1.0 avg.). **Miami (12/22):** Named AFC Special Teams player of the week after punting five times for 211 yards (42.2 avg.), including two kicks inside the 20. **Carolina (1/6):** Recorded four of six punts inside the 20, including one downed by Patrick Pass at the Panthers one-yard line. **Oakland (1/19):** Played in his first career postseason game and punted eight times for 280 yards (35.0 avg.) in a heavy snow storm … The Raiders were able to return only one punt for a three yard loss in the game. **Pittsburgh (1/27):** Boomed seven punts for 274 yards (39.1 avg.), including two punts inside the 20 … The Steelers averaged only 9.7 yards per return. **St. Louis (2/3):** Recorded eight punts for 345 yards (43.1 avg.), including four punts inside the 20 … The Rams were only able to return three punts for a total of six yards (2.0 avg.).

2000 (16/0 - Carolina): Walter averaged 38.4 yards on 64 punts for the Panthers ... Averaged a net of

33.8 yards ... Boomed 19 kicks inside the 20 ... Established a career-high with a 66-yard punt vs. San Diego (12/17). **Washington (9/3):** Punted five times for 214 yards (42.8 avg.) with a long of 52 yards ... Established a season-high with a 39.8 net punting average. **Dallas (10/1):** Averaged 40 yards on three punts, including two that were inside the 20. **New Orleans (10/15):** Tied his career high with nine punts for 299 yards (33.2 avg.), including a long of 41. **St. Louis (11/5):** Averaged 43.5 yards on two punts, including a long of 53 yards. **New Orleans (11/12):** Recorded three punts for 124 yards (41.3 avg.), including two punts inside the 20. **Kansas City (12/10):** Averaged 41.8 yards on five punts and boomed two kicks inside the 20. **San Diego (12/17):** Averaged a season-high 44.4 yards on seven punts ... Set a career-high with a 66-yard punt.

1999 (16/0 - Carolina): Walter compiled a 36.7 yard net average and 39.4 yard gross average on 65 punts for 2,562 yards with 18 inside the 20 and a long of 56 yards ... His team-record one touchback ranked as a league-low and marked the second consecutive season that he had led the NFC in that category ... His efforts also helped Carolina's coverage units rank second in the NFL in opponents punt return average ... He also contributed a special teams tackle. **New Orleans (9/12):** Punted a season-high eight times with a 44.4 yard average with one inside the 20. **Jacksonville (9/19):** Established season-highs with a 45.0 yard average and a 44.6 yard net average on five punts with three inside the 20. **Cincinnati (9/26):** Connected on a season-long 56-yarder and equaled a season-high with all three of his attempts inside the 20. **Washington (10/3):** Walter averaged 40.8 yards on five punts with two inside the 20. **San Francisco (10/17):** Averaged 36.3 yards on six punts with three inside the 20, matching his season-high. **New Orleans (1/2):** Averaged 42.5 yards on six punts with one inside the 20.

1998 (16/0 - Carolina): Walter appeared in every contest and punted 77 times for 3,131 yards with a long of 59 and 20 inside the 20 … His team-record 38.1 yard net average ranked second in the NFL and fifth in the league and also helped the Panthers coverage units hold opponents to a 4.9 yard punt return average, lowest in the NFL … Also recorded only five touchbacks which tied for lowest in the NFC and second in the NFL. **Atlanta (9/6):** Averaged 41.0 yards on five punts for 205 yards and one inside the 20. **New Orleans (9/13):** Recorded a season-high 46.0 yards on four punts with one inside the 20. **Green Bay (9/27):** Punted a season-high eight times for 351 yards (43.9 avg.) and established a season-high with three punts inside the 20. **Dallas (10/11):** Recorded four punts for 167 yards (41.8 avg.), including two inside the 20. **Buffalo (10/25):** Equaled his season-high of three punts inside the 20, while punting four times for 162 yards (40.5 avg.). **N.Y. Jets (11/29):** Averaged 45.0 yards on five punts for 225 yards. **Washington (12/13):** Equaled his season-high with three punts inside the 20. **Indianapolis (12/27):** Included a season-long 59-yarder among his five punts for 222 yards (44.4 avg.) and established another season-high with a 43.6 yard net average.

SINGLE-GAME CAREER HIGHS

Number:	9	(3 times, last) vs. New Orleans (10/15/00)
Yards:	424	at Denver (11/9/97)
Longest:	62	at San Diego (9/14/97)
In. 20:	5	at Buffalo (12/16/01)
		at New Orleans (10/19/97)

1997 (16/0 - Carolina): Walter was named to the all-rookie team by *Pro Football Weekly*, *College and Pro Football Weekly* and *Football News* after a solid rookie campaign in which he ranked third in the league and set a team-record with 29 punts inside the 20 … His 36.4 yard net average ranked third in the NFC while his 42.2 yard average and long of 62 yards set team records … Finished the season with 85 punts for 3,604 yards … He began the season with net averages of 42.2, 40.2, 41.8 and 40.8 yards in the season's first four games, becoming the first punter to ever average over 40.0 net yards in his first four games since the league began computing the statistic in 1976. Washington (8/31): Boasted a season-best 42.2 yard net average in the season opener on five punts with one inside the 20. Atlanta (9/7): Followed with a six-punt effort for a 42.0 average with two inside the 20. San Diego (9/14): Walter was named NFC Special Teams Player of the Week after producing the best single-game performance for a punter in team history with a team-record 53.3 yard average on four

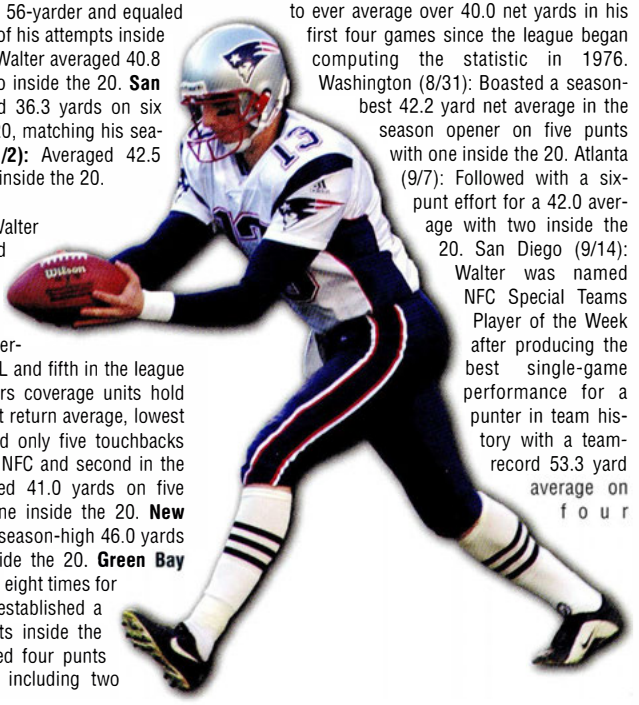

punts for 213 yards, including a team-record long of 62 yards. Walter's performance was the highest single-game average for a rookie punter since Pat O'Neill of New England averaged 54.3 (9/25/94). Kansas City (9/21): Averaged 44.0 yards on five attempts with three kicks inside the 20. New Orleans (10/19): Matched a team-record with five punts inside the 20. Denver (11/9): Punted a season-high nine times for a 47.1 average. Green Bay (12/14): Equaled season-high with nine punts, averaging 42.2 yards with two inside the 20. St. Louis (12/20): Finished the season with a 48.0 average, the second highest in team history on four punts.

College

A three-year letterman at Kent State, Walter punted 230 times for 8,590 yards for a 37.3 average for the Golden Flash. As a senior (1994), Walter recorded 80 punts for a 38.4 average with one block and a long punt of 64 yards against Toledo. Walter averaged 34.1 yards on 67 punts for 2,282 yards his junior year (1993) and averaged 39.0 yards as a sophomore (1992) on 83 kicks for 3,295 yards, in addition to a career-long punt of 65 yards against Central Michigan as a sophomore.

Personal

Kenneth Matthew Walter, Jr., was born in Cleveland, Ohio on Aug. 15, 1972 ... Along with serving as a ball boy, Walter honed his punting skills while working training camps with the Cleveland Browns from 1992-95 and the Baltimore Ravens in 1996 ... A graduate of Euclid (Ohio) High School where he was a teammate of former Minnesota running back Robert Smith … Walter averaged 43.5 yards a punt as a senior after being named all-district as a sophomore and junior ... Earned letters in football and baseball in addition to being named to the school's all-academic team as a senior ... Walter counts former Redskins great Sammy Baugh as one of his favorite all-time punters. Ken and his wife Chante, celebrated the birth of Kenneth Christian (1/28/02) the week of Super Bowl XXXVI

KEN WALTER

Pos: P **Ht:** 6-1 **Wt:** 207 **Year:** 6th **Acq:** FA-01 (CAR) **College:** Kent State **Born:** 8/15/72

Regular Season					Punts								Postseason							
Year	Team	G/S	No	Yds	Avg.	Net	LG	TB	In20	BLK	SpT	FR	G/S	No	Yds	Avg.	Net	LG	TB	In20
1997	Panthers	16/0	85	3604	42.4	36.4	62	4	29	0	1	0	-/-	-	-	-	-	-	-	-
1998	Panthers	16/0	77	3131	40.7	38.1	59	5	20	0	0	2	-/-	-	-	-	-	-	-	-
1999	Panthers	16/0	65	2562	39.4	36.7	56	1	18	0	1	0	-/-	-	-	-	-	-	-	-
2000	Panthers	16/0	64	2459	38.4	33.8	66	2	19	2	0	0	-/-	-	-	-	-	-	-	-
2001	Patriots	11/0	49	1962	40.1	38.1	58	2	24	0	0	0	3/0	23	899	39.1	34.2	53	4	7
Totals-5 Years		**75/0**	**340**	**13718**	**40.4**	**36.6**	**66**	**14**	**110**	**2**	**2**	**2**	**3/0**	**23**	**899**	**39.1**	**34.2**	**53**	**4**	**7**

WALTER'S 2001 GAME-BY-GAME STATISTICS

Date		Opponent	No	Yds	Avg	TB	In 20	Lg	B	W/L	Score
				Signed (10/17/01)							
10/21	at	Indianapolis	3	109	36.3	0	1	41	0	W	38-17
10/28	at	Denver	2	89	44.5	1	1	54	0	L	20-31
11/04	at	Atlanta	6	241	40.2	1	1	55	0	W	24-10
11/11		Buffalo	3	114	38.0	0	1	58	0	W	21-11
11/18		St. Louis	4	164	41.0	0	1	57	0	L	17-24
11/25		New Orleans	4	172	43.0	0	3	45	0	W	34-17
12/02	at	NY Jets	6	217	36.2	0	2	46	0	W	17-16
12/09		Cleveland	3	131	43.7	0	3	47	0	W	27-16
12/16	at	Buffalo	7	287	41.0	0	5	48	0	W ot	12-9
12/22		Miami	5	211	42.2	0	2	48	0	W	20-13
01/06	at	Carolina	6	227	37.8	0	4	46	0	W	38-6
Season Totals			**49**	**1962**	**40.0**	**2**	**24**	**58**	**0**		**11-5**
01/19		Oakland	8	280	35.0	1	1	43	0	W ot	16-13
01/27	at	Pittsburgh	7	274	39.1	1	2	52	0	W	24-17
02/03		St. Louis	8	345	43.1	2	4	53	0	W	20-17
2001 Postseason			**23**	**899**	**39.1**	**4**	**7**	**53**	**0**		**3-0**

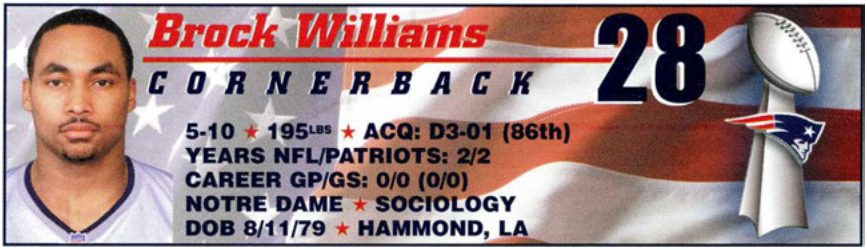

Career Transactions

Brock Williams was drafted by the New England Patriots in the third round (86th overall) of the 2001 NFL draft … Signed and placed on injured reserve (9/9/01).

Career Highlights

★Career GP/GS: 0/0 (0/0)

Seasonal Reviews

2001 (0/0): Williams suffered a knee injury prior to training camp and was placed on injured reserve (9/9) for the remainder of the season.

College

Williams finished his collegiate career with 92 tackles (74 solos), two interceptions and 12 pass deflections … Handled the opposition's top receiver every week during his career and in 18 games as a starter he held his assigned opponent to no catches five times. 2000 (Senior): Started all 11 games at left cornerback for Notre Dame … Finished second among Fighting Irish defensive backs with 49 tackles (39 solos), including a 2-yard sack and five stops for losses of 13 yards … Intercepted a pass and deflected eight others … Shared the team lead with seven tackles (4 solos), including a 2-yard sack on a third-down play and deflected a fourth-down pass in 20-14 victory over Stanford … Also wrestled ball away from Stanford receiver for an interception that set up a 7-yard touchdown run that proved to be the game-winning score … Established a career-high with nine tackles (7 solos), playing every defensive snap against Air Force. 1999 (Junior): Ruled ineligible to play. 1998 (Sophomore): Appeared in all 11 games and started eight while recording 40 tackles (35 solos) … Added a pair of stops for losses of three yards, forced two fumbles and recovered one ... Intercepted one pass and deflected four others ... Also blocked two kicks … Earned his first career start and recorded five solo tackles, as well as a near interception in the end zone to preserve a 31-30 victory over Purdue … Accumulated a season-high eight tackles (4 solos), including a stop behind the line of scrimmage in 35-14 victory over Stanford … Intercepted his first career pass, to set up an Irish touchdown and registered four tackles (3 solos) in 28-9 win at Arizona State. 1997 (Freshman): Williams was just one of six freshmen to earn a letter, playing in seven regular season games, working mainly on special teams … Finished the season with three assisted tackles … Lined up at cornerback vs. Pittsburgh and recorded two tackles.

WILLIAMS' SPOTLIGHTS

★Brock is the youngest of six children and the second one from his family to play in the NFL. His brother, John, played with the Baltimore Ravens for two seasons (1997-98)

Personal

Brock M. Williams was born the son of John and Marie Williams on Aug. 11, 1979 in Hammond, La. … Named to Super Southern 100 team by the Atlanta Journal-Constitution, adding third-team honors on Fox Sports' all-south squad at Hammond (La.) High ... Recorded 102 tackles, five interceptions with 15 pass deflections as a senior ... Registered 55 tackles with five interceptions as a junior ... Selected district most valuable player in his senior year, competing as a running back, cornerback and kickoff returner ... Also excelled in track, performing in the 100-meter dash … Youngest of six children … Brother, John, was an All-American cornerback at Southern University and played for the Baltimore Ravens for two seasons (1997-98) ... Majored in sociology at Notre Dame.



Grant Williams 76

TACKLE

6-7 ★ 320LBS ★ ACQ: UFA-00 (SEA)
YEARS NFL/PATRIOTS: 7/3
CAREER GP/GS: 85/35 (4/1)
LOUISIANA TECH ★ BIOLOGY
DOB 5/10/74 ★ HATTIESBURG, MS

Career Transactions

Grant Williams signed with the Patriots as an unrestricted free agent from Seattle on March 17, 2000 … Originally signed as a rookie free agent by the Seattle Seahawks (4/22/96) … Re-signed with the Patriots (4/19/02).

Career Highlights

★**Career GP/GS: 85/35 (4/1)**

★Williams played in 14 regular season games, including four starts in 2001. In two of Williams' four starts during the 2001 season, at Atlanta (11/4) and vs. Buffalo (11/11), running back Antowain Smith recorded two of his four 100-yard games.

★Williams played in 15 games, with eight starts for the Patriots during the 2000 season.

★Williams started 15 regular season games and one playoff game at right tackle for the Seahawks during the 1999 season and helped produce a 1,200-yard rusher (Ricky Watters - 1,210 yards).

★In 1997, Williams started four games apiece at the right and left tackle positions for Seattle. They eclipsed the 100-yard mark in five of his eight starts.

WILLIAMS' SPOTLIGHTS

★Grant graduated with a degree in biology from Louisiana Tech.

★Grant is very active with the Fellowship of Christian Athletes.

Seasonal Reviews

2001 (14/4, 3/0): Started four of 14 regular season games played at left tackle. **Indianapolis (9/30):** Participated on an offensive line that blocked for a rushing attack that gained 177 yards on 39 carries (4.5 avg.) and scored three touchdowns. **Denver (10/28):** Participated at left tackle after starter Matt Light left the game with an injury. **Atlanta (11/4):** Started in place of an injured Light at left tackle in the Patriots 24-10 victory … Part of an offensive line that led the way for 135 yards rushing on 34 carries (4.0 avg.), including the team's first 100-yard rusher of the season (Antowain Smith 117 yards). **Buffalo (11/11):** Started at left tackle in place of Light and helped lead the way for 134 yards rushing on 31 carries (4.3 avg.) and Smith's second consecutive 100-yard rushing performance in the Patriots 21-11 victory. **St. Louis (2/3):** Replaced an injured Light at left tackle late in the second quarter and finished the Super Bowl at left tackle … Delivered a crushing block, taking out two defenders on Kevin Faulk's eight-yard run to the Rams eight-yard line in the second quarter … New England scored on a Tom Brady to David Patten touchdown pass on the following play … Part of offensive line that led the way for 133 yards rushing on 25 carries (5.3 avg.)

2000 (15/8): Started eight of 15 games at right tackle … One of three offensive linemen to start the first seven games (Bruce Armstrong and Damien Woody). **N.Y. Jets (9/11):** Helped power the Patriots to their first 100 yard rushing performance of the season, gaining 100 yards on 34 carries. **Minnesota (9/17):** Followed with second consecutive 100-yard rushing game, accumulating 103 yards on 18 carries. **Indianapolis (10/8):** Paved the way for the Patriots who totaled 118 yards rushing and 301 total yards in 24-16 victory. **Indianapolis (10/22):** Part of offensive line that did not surrender a sack. **Detroit (11/23):** Inactive due to leg injury.

1999 (16/15; 1/1 - Seattle): Broke into the starting lineup during the second week of the season and started the next 16 games, including the Seahawks playoff game … Seattle finished 9-7, their best record since 1990, and made the playoffs for the first time since 1988 … Part of an offensive line that helped produce a 1,200-yard rusher (Ricky Waters-1,210 yards) … Seattle eclipsed the 100-yard rushing mark five times and were 4-1 in those games. **Buffalo (10/24):** Started at right tackle and assisted in the team's first of three consecutive 100-yard rushing games. **Green Bay (11/1):** Started at right tackle and helped power the offensive unit to 132 yards rushing on 36 attempts (3.7 avg.). **Cincinnati (11/7):** Started at right tackle and opened holes for the Seahawks rushing attack which totaled a season-high 173 yards on 37 attempts (4.7 avg.). **Kansas City (11/21):** The Seahawk offensive line did not allow a sack and helped the rushing attack gain 134 yards on 32 carries (4.2 avg.). **Denver (12/19):** Started at right tackle and assisted the offensive unit in gaining 114 yards rushing on 17 carries (6.7 avg.). **Miami (1/9/00):** Started at right tackle in wild-card playoff game.

1998 (16/0 - Seattle): Played in all 16 games with Seattle on special teams and saw limited action at a back-up tackle ... Filled in as a reserve tackle at Philadelphia (9/6).

1997 (16/8 - Seattle): Became the team's third tackle in training camp and played in all 16 games, including eight starts ... Started four games at right tackle and four at left tackle ... Earned his first career start vs. San Diego (9/21), a Seahawk victory ... Started at left tackle the following week and Seattle attained their highest rushing total of the season, 156 yards on 26 carries (6.0 avg.) against Kansas City (9/28) ... Helped offense eclipse the 100-yard mark in four other starts ... Started at left tackle and opened holes for the rushing attack which gained 104 yards on 18 carries at Denver (11/2) ... Rotated to right tackle and assisted the offense in gaining 111 yards on 29 carries at New Orleans (11/16) ... Helped power the rushing attack to 123 yards on 25 carries vs. Atlanta (11/30) and 103 yards on 27 attempts at Baltimore (12/7) while starting at right tackle.

1996 (8/0 - Seattle): Played in eight games on special teams ... Active but did not play in four games ... Williams was one of only two rookie free agents to make the Seahawks roster ... Also one of only four rookie offensive linemen to make the roster.

College

Earned two letters at Louisiana Tech (1995-96) ... Pro Bowl tackle Willie Roaf of the Kansas City Chiefs also attended Louisiana Tech ... Attended Hinds Community College in Hinds, Miss. and lettered in both football and baseball.

Personal

Grant Williams was born May 10, 1974 in Hattiesburg, Miss. ... Attended Clinton (Miss.) High and lettered in football, basketball, baseball and track ... Williams and his wife Emily, have three daughters, Meegan, Madeline and Sarah Elizabeth.

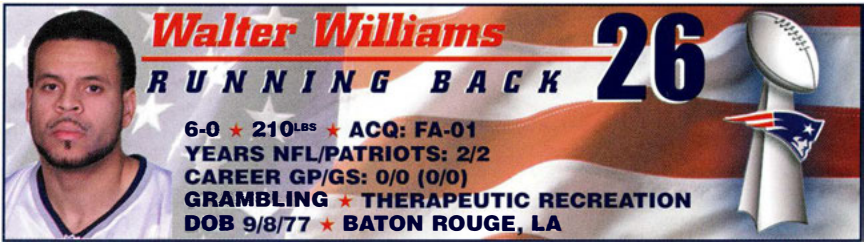

Career Transactions

Walter Williams was signed by the Patriots as an undrafted free agent on April 27, 2001 ... Placed on injured reserve (9/2/01).

Career Highlights

★**Career GP/GS: 0/0 (0/0)**

Seasonal Reviews

2001 (0/0): Spent the entire season on injured reserve.

College

Gained 1,033 total yards during the 1999 season at Grambling ... Finished third on the team in three categories: rushing (158 yards), receiving (678 yards) and scoring (42 points) ... Grambling finished 7-4 in 1999, their best record in four seasons ... Caught 29 passes for 678 yards (23.4 avg.) and six touchdowns ... Rushed 31 times for 158 yards (5.1 avg.) and one touchdown ... Also returned 10 kickoffs for 197 yards (19.7 avg.) ... Set a season-high with 115 yards receiving on five catches, including one touchdown, against Alabama State ... Recorded two receptions for 118 yards, both for touchdowns, against Alabama A&M ... Eclipsed the 100-yard receiving mark for the second time during the season, with 106 yards on four catches against Arkansas Pine Bluff ... Gained a season-high 64 yards rushing, including a touchdown against Prairie View A&M.

WILLIAMS' SPOTLIGHTS

★Walter played in the 2002 Patriots Charitable Golf Tournament at Belmont Country Club, which raised over $300,000 for the Patriots Charitable Foundation.

★Walter enjoys hunting, fishing and riding four-wheelers.

Personal

Walter Williams was born the son of Eugene and Paula Williams on Sept. 8, 1977 ... Won four district track championships while at Brusly (La.) High ... Also a member of state football and track championship teams in 1995 ... Named to all-district team in basketball ... Was an accomplished baseball player ... Majored in therapeutic recreation ... Walter and his wife, Raina, have two sons, Bryce and Walter, Jr., and one daughter, Caitlyn.

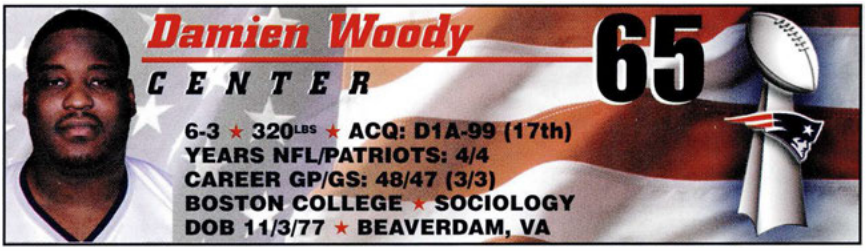

Career Transactions

Damien Woody was drafted by the Patriots with their first of two first-round draft choices in the 1999 NFL Draft (17th overall) ... The pick was obtained from the Seattle Seahawks in exchange for the Patriots first-round pick (20th overall Ebenezer Ekuban), third-round pick (82nd overall Karsten Bailey) and sixth-round pick (191st overall James Dearth).

Career Highlights

★**Career GP/GS: 48/47 (3/3)**

★Woody is one of only three players to play in all 48 games for the Patriots over the past three years (Lawyer Milloy and Adam Vinatieri).

★Opened holes for the Patriots running game, which improved to the 12th ranked rushing attack in the NFL (112.2 yards per games) from the 26th (86.9) in 2000.

★Woody helped pave the way for running back Antowain Smith's four 100-yard games during the 2001 season. It was the highest single-season total since Robert Edwards recorded four in 1998.

WOODY'S SPOTLIGHTS

★Damien presented more than 4,500 cans of Campbell's Chunky Soup to the Greater Boston Food Bank as part of Chunky's 2001 NFL Tackling Hunger Program.

★Damien has played a part on two championship teams nicknamed the Patriots. He helped lead his high school team, the Patrick Henry High Patriots (Beaverdam, Va.) to a 14-0 record and a Division 5 State Group AAA championship in 1994 and last season he helped the New England Patriots to their Super Bowl XXXVI title.

Seasonal Reviews

2001 (16/15, 3/3): Started 15 of 16 regular season games on the offensive line and was selected to Dr. Z's All-Pro team in *Sports Illustrated*, as well as earning second-team All-Pro honors from *Football Digest* … Woody rotated to guard and Mike Compton moved to center in shotgun formations during the season. **Indianapolis (9/30):** Played but did not start for the first time in his three-year career … Blocked for a rushing attack that gained 177 yards on 39 carries (4.5 avg.) and scored three touchdowns … Made key block on 38-yard screen pass to Antowain Smith that set up a Kevin Faulk 8-yard touchdown run in the fourth quarter. **San Diego (10/14):** Started at left guard as the team opened in a shot-gun formation and played his normal center position for most of the game ... Helped power the offense to a season-high 30 first downs and 374 yards of total offense. **Indianapolis (10/21):** Started at center and anchored offensive line that led the way for 123 yards rushing and did not allow a sack … Threw a key block on David Patten's reverse for a 29-yard touchdown in the first quarter. **Atlanta (11/4):** Blocked for a rushing attack that accumulated 135 yards rushing on 34 carries (4.0 avg.), including the team's first 100-yard rusher of the year (Smith – 117 yards). **Buffalo (11/11):** Cleared the way for the Patriots 134 yards rushing on 31 carries (4.3 avg.), including Smith's second consecutive 100-yard rushing performance … It was the first time a Patriots running back recorded consecutive 100-yard games since Robert Edwards in 1998 (12/13/98 – 12/20/98). **New Orleans (11/25):** Helped lead the offense to a season-high 432 yards of total offense, including 191 yards rushing on 38 carries (5.0 avg.) and their third 100-yard rusher in four games (Smith's 111 yards) ... Led the way down the field along with guard Mike Compton on Smith's 44-yard screen pass for a touchdown. **Miami (12/22):** Powered the Patriots offense to a season-high 196 yards rushing on 44 carries (4.5 avg.) and their fourth 100-yard rusher of the season (Smith's 156 yards). **Oakland (1/19):** Started at center in his first career postseason game and the Patriots accumulated 365 total yards of offense in their 16-13 overtime victory … The offensive line yielded only two sacks on 52 pass attempts against the Raiders. St. Louis (2/3): Started at center and was part of an offensive line that led the way for a game-high 133 yards rushing on 25 attempts (5.3 avg.) in the Patriots 20-17 victory in Super Bowl XXXVI.

2000 (16/16): Started every game at center and was one of two offensive linemen to start every game (Bruce Armstrong) ... Centered an offensive line that eclipsed the 100-yard rushing mark in six games. N.Y. Jets (9/11): Paved the way for the Patriots first 100 yard rushing performance of the season as the offense gained 100 yards on 34 carries. **Minnesota (9/17):** Helped lead the offense to their second consecutive 100-yard rushing game, accumulating 103 yards on 18 carries. **Denver (10/1):** Powered the Patriots to 314 total yards and their first win of the season 28-19. **Indianapolis (10/8):** Won the battle on the line of scrimmage as the Patriots totaled 118 yards rushing and 301 total yards in 24-16 victory. **Indianapolis (10/22):** Cleared the way for the Patriots second-highest rushing performance of the season, 155 yards, as they achieved season-highs in total rushes (24) and rushing first downs (11) … Offensive line did not surrender a sack against the Colts. **Kansas City (12/4):** Helped lead the Patriots to 368 total yards, their second highest output during the season ... New England also accumulated 24 first downs, which tied a season-high and set a season-high with 15 passing first downs. **Buffalo (12/17):** Blocked for rushing attack which amassed a season-high 189 rushing yards ... Part of offensive line that surrendered only one sack. **Miami (12/24):** Provided ample time for Drew Bledsoe to set a season-high with 311 yards passing ... Bledsoe was only sacked once in 35 pass attempts against Miami ... The offensive line only allowed two sacks during the final 83 pass attempts of the season.

1999 (16/16): Started every game and earned All-Rookie Team honors from *Pro Football Weekly*, *College & Pro Football Newsweekly*, *Football News* and *Football Digest* ... He was the only rookie to start every game for the Patriots … Only the fourth offensive lineman to start every game as a rookie since 1973 (John Hannah, 1973, Bruce Armstrong, 1987, Pat Harlow, 1991) … Woody was the first center to be drafted in the first round (17th overall) since Cleveland selected Steve Everitt in the first round (14th overall) in 1992 ... In addition, he was the second offensive lineman chosen in the 1999 draft ... Centered an offensive line that rolled up 400 yards of offense in three games and allowed for over 100 yards rushing in six games ... The Patriots were 4-2 in those games. **N.Y. Jets (9/12):** One of three rookie starters (along with Andy Katzenmoyer and Kevin Faulk) for the Patriots-the most by a Patriots team since 1993 ... Helped the team roll up 396 yards of offense and 30 total points to secure a two-point victory in the season opener. **Indianapolis (9/19):** Paved the way to the Patriots first 400-yard game of the season and another dramatic come-from-behind victory as the Patriots rattled off 24 unanswered second half points to claim their second victory of the season, 31-28 ... Reeled off a season-high 26 first downs in the game. **Cleveland (10/3):** Established a season-high with 451 yards of total offense in a 19-7 victory over the Browns. **Denver (10/24):** Helped lead the Patriots to their first victory over the Broncos in 19 seasons and led an offensive charge that totaled 133 rushing yards in the game. **Arizona (10/31):** Won the battle of the trenches with 142 yards rushing ... It was their second consecutive 100-yard game, their only back-to-back 100-yard rushing games of the season ... Powered their way to a 27-3 victory. **Dallas (12/5):** Centered an offensive line which helped power the offense to over 100 yards rushing for the fifth time of the year and sheltered quarterback Drew Bledsoe, allowing just one sack. **Buffalo (12/26):** Battled Buffalo's top-rated defense and won the ground assault by compiling a season-high 158 yards rushing (4.6 avg.).

College

Woody was a three-year starter at Boston College (1996-98) ... Responsible for making the offensive line blocking calls throughout his Boston College career. 1998 (Junior): Started every game at center and collected 73 knockdowns for a Boston College offense that averaged 411.5 yards per game ... Earned All-Big East Conference first-team honors ... Opened holes for running back Mike Cloud, who led the Big East and ranked third in the country with 1,787 yards rushing (156.9 ypg) ... Paved the way for Cloud's school record 10 100-yard games. 1997 (Sophomore): Started all 11 games during his sophomore season and was voted All-Big East second team choice ... He was an important component of an offensive line that helped three different Eagle running backs register a combined seven 100-yard rushing games. 1996 (Freshman): Started the first nine games at center and registered 53 knockdowns as the Eagle offense totaled 4,253 yards. 1995: Red-shirted as a freshman.

Personal

Damien Michael Woody was born the son of Nancy and Wayne Starkes on Nov. 3, 1977 in Beaverdam, Va. ... He attended Patrick Henry (Beaverdam, Va.) High and earned all-state honors ... He led his school to a 14-0 record and the 1994 Division 5 state championship ... Captured all-metro, all-region, and all-district accolades ... Earned USA Today All-American honorable mention honors ... Member of the Roanoke Times Top 25 and the Richmond Times-Dispatch Top 30 ... Majored in sociology at Boston College ... Damien and his wife, Nicole, have two daughters, Kamille and Jalynn.



THE HOME DEPOT
Proud sponsor of the New England Patriots.
© 2002 - HOMER TLC, Inc. All rights reserved.

How Acquired

Daniel Graham was drafted by the Patriots in the first round (21st overall) of the 2001 NFL draft.

College

Graham, recipient of the John Mackey Award, established to honor the country's top tight end, became the fifth player in school history to earn unanimous All-American first-team honors (2001) … By winning the John Mackey Award, he became the eighth player in Colorado annals to garner a national postseason trophy … Also won the Zack Jordan (overall MVP) and John Mack (Offensive MVP) Awards … Finished his career with 106 receptions for 1,543 yards (14.6 avg) and 11 touchdowns … His 106 catches rank seventh and his 1,543 yards rank sixth on the school's career-record list … Both figures established new career records for Colorado tight ends … Graham became just the sixth tight end to lead Colorado in receiving for three straight seasons; he joins Bob Masten (1969-71), former Patriot Don Hasselbeck (1974-76), Dave Hestera (1981- 83), Jon Embree (1984-86) and current Patriot Christian Fauria (1992-94). **2001 (Senior):** Graham earned the John Mackey Award given to the nations top collegiate tight end … Unanimous All-American and All-Big Twelve Conference first-team selection … Led all tight ends in the nation with 753 yards and six touchdown receptions and ranked second with 51 receptions … Graham's 753 yards were the most ever in a season by a Buffalo tight end and rank sixth overall in school history … He led all Colorado pass catchers in 2001 with 51 receptions, 753 yards and six touchdowns … His 51 catches equaled Jon Embree's (1984) Colorado season-record for tight ends and is tied for seventh on the school's season-record list … 36 of his 51 catches resulted in first downs … Graded between 89-95% for blocking consistency in each game, collecting 101 knockdown blocks … Opened his senior campaign with six catches for 56 yards versus Fresno State … Amassed a career-high eight catches and 133 yards in the Buffaloes 51-15 victory over San Jose State … Grabbed three passes for 43 yards, including a 17-yard score in their 27-16 win vs. Kansas … Followed with a pair of catches for 45 yards, including a 21-yard touchdown and leveled linebacker Jon Leber to spring quarterback Craig Ochs for a 27-yard rushing attempt in a 16-6 win at Kansas State … Added four catches for 29 yards in the Buffaloes 31-21 vs. Texas A&M, their third straight victory in the Big 12 … Caught five passes for 58 yards at Texas … Hauled in the game-winning 21-yard reception with 5:54 remaining in a 22-19 victory at Oklahoma State and ended the game with seven receptions for 98 yards … Recorded his third career 100 yard receiving game, with 103 yards on six receptions, including a 36-yard score in 38-24 win over Missouri … Amassed 112 yards on four catches with a 21-yard touchdown in 62-36 victory over Nebraska … Graded a season-high 95% for blocking consistency as he registered 14 knockdowns, including 11 downfield, as the Buffaloes totaled a season-high 380 yards rushing and eight rushing touchdowns against the Cornhuskers … Recorded a 22-yard touchdown catch and collected 12 knockdown blocks with 10 delivered downfield in the Buffaloes 39-37 victory over Texas in the Big Twelve Championship game … Closed out his career with 10 receptions for 89 yards, including a 4-yard score in the Fiesta Bowl vs. Oregon. **2000 (Junior):** Earned honorable mention All-American from the *Football*

GRAHAM'S SPOTLIGHTS

★Daniel's father, Tom, played collegiately at Oregon (where he still holds the Ducks' record for career tackles) and in the NFL with the Denver Broncos (1972-74).

★Daniel enjoys reading, fishing and listening to music.

News, and was a unanimous second-team All-Big Twelve Conference choice … Led the Big 12 conference's tight ends in both receptions (33) and yards (443) … Averaged 13.4 yards per catch and had one touchdown … 23 of his 33 catches resulted in first downs … Dominated as a blocker, registering 93 knockdowns (60 rush, 33 pass plays) … Opened the season with 76 yards on six catches versus Colorado State … Scored his only touchdown for the season on a 36-yard grab at Southern California … Recorded his first career 100-yard receiving game with 100 yards on seven catches versus Kansas State … Tied for team lead with three catches for 29 yards in 26-19 victory over Texas A&M … Snared four receptions for 77 yards at Kansas … Registered four catches for 59 yards in the Buffaloes 37-21 victory over Oklahoma State … Finished the year with 29 yards on four catches at Nebraska. **1999 (Sophomore):** Earned third-team All-Big Twelve Conference honors from the league's coaches, and second-team honors from the *Kansas City Star* … Played in nine games, starting seven contests and caught 19 passes for 264 yards (13.9 avg), including four touchdowns … 12 of his 19 catches resulted in first downs … Grabbed a pair of passes for 77 yards and a 23-yard touchdown against San Jose State … Contributed 57 yards on four catches versus Missouri … Snared three passes for 20 yards, including a game-winning 6-yard touchdown with 0:11 left in a 16-12 victory at Iowa State … Recorded season-highs with six receptions and 83 receiving yards, including a 14-yard score against Oklahoma … Sparked a fourth quarter rally against Nebraska with a 3-yard touchdown catch, in a game Colorado scored 24 fourth quarter points but eventually lost in overtime. **1998 (Redshirt Freshman):** Played in every game, including two starts at fullback position … Caught three passes for 83 yards (27.7 avg), with two of those grabs resulting in first downs … Also registered seven knockdown blocks … Grabbed a season-long 57-yard reception that set up a touchdown vs. Oklahoma … Scored on a 20-yard reception vs. Oregon in Aloha Bowl. **1997 (Freshman):** Redshirted as a freshman, performing on the scout team as a tight end.

Personal

Daniel Graham was born on Nov. 16, 1978 in Torrance, California … Father, Tom, played collegiately at Oregon (where he still holds the Ducks' record for career tackles), and in the NFL with the Denver Broncos (1972-74) … His twin brother, Josh, played as a freshman at North Carolina, and is currently enrolled in junior college … An older brother, Phillip, played defensive back at Colorado State in the late 1980s … As a senior, he was a PrepStar All-America choice and was selected as a SuperPrep All-Midlands team member at Thomas Jefferson (Denver, Colo.) High … Member of the prestigious *Tacoma News-Tribune's* Western 100 team, and he garnered first-team All-Colorado honors from the *Denver Post* and the *Rocky Mountain News*, earning first-team All-State honors (5A class) from both papers as well … The News selected him as a Colorado Blue Chip 10 member, while the Post also selected him to its blue chip list … First-team All-Denver Prep League at tight end as both a junior and senior … Won the Randy Brewer Award as a senior, given by the school to the most inspirational player in honor of the late former coach … As a senior, he caught 33 passes for 741 yards and six touchdowns … On defense he recorded 29 tackles (15 solos) as an outside linebacker (he started seven games), with 12 quarterback sacks, 14 passes broken up, 10 hurries, four fumble recoveries and an interception … As a junior, he caught 29 passes for 529 yards and six touchdowns, while making 37 tackles on defense, with nine sacks, 14 hurries and five passes broken up … Caught 10 passes for 56 yards as a sophomore … Handled long snapping chores and was an occasional placekicker, making 6-of-10 field goals and kicking off 12 times … Lettered three times in basketball and averaged 17 points and 10 rebounds in six games as a senior … Owned a 3.2 grade point average and was the school's recipient of the Junior Class Academic Award (highest GPA of all the juniors) … Majored in Ethnic Studies at Colorado.

DANIEL GRAHAM

Pos: TE **Ht:** 6-3 **Wt:** 253 **Year:** R **Acq:** D1-02 (21st) **College:** Colorado **Born:** 11/16/78

College Season			Receptions				
Year	**Team**	**G/S**	**NO**	**YDS**	**AVG**	**Lg**	**TD**
1998	Colorado	11/2	3	83	27.7	57	0
1999	Colorado	9/7	19	264	13.9	54	4
2000	Colorado	10/10	33	443	13.4	41	1
2002	Colorado	12/12	51	753	14.8	49	6
College Totals		**42/31**	**106**	**1543**	**14.6**	**57**	**11**

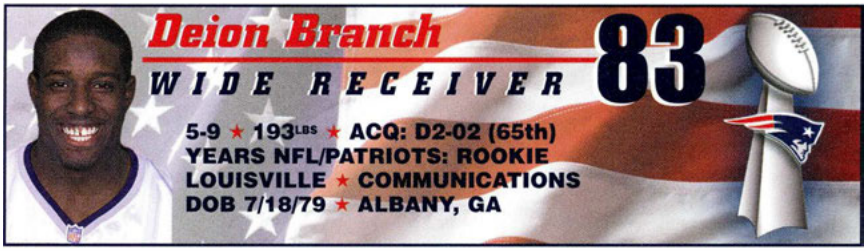

How Acquired

Deion Branch was drafted by the Patriots in the second round (65th overall) of the 2001 NFL draft.

College

Branch hauled in 143 passes for 2,204 yards (15.4 avg) and 18 touchdowns while at Louisville (2000-01) ... His 143 catches rank sixth on the school's career-record list while his 2,204 yards are topped only by Miguel Montano (2,305, 1994-97), Ibn Green (2,830, 1996-99) and Arnold Jackson (3,670, 1997-2000) in Louisville annals ... Only Anthony Cummings (25, 1987-90), Green (33) and Jackson (31) have more touchdown catches in a career for the Cardinals ... Became only the second player in school history to record multiple 1,000 yard receiving seasons, joining Jackson (1,209 in 1999 and 1,165 in 1998) ... Earned team MVP honors following the 2000 season ... Began his collegiate career at Jones County Junior College. **2001 (Senior):** Elected one of the Cardinals four captains for the 2001 season ... All-Conference USA first-team selection ... Led the team with 72 receptions for 1,188 yards (16.5 avg.) and nine touchdowns ... Only Arnold Jackson (90 in 1998 and 101 in 1999) had more receptions in a season for the Cardinals ... His 1,188 yards rank second only to Jackson's 1,209 in 1999 on the school's season-record list ... Led Conference USA with 1,188 receiving yards and ranked second with 72 receptions Recorded seven 100-yard receiving games during the season ... Returned 10 punts for 112 yards (11.2 avg.), including a 61 yard return for a touchdown ... Added 24 yards on six carries (4.0 avg.) ... Opened his senior campaign with five catches for 109 yards and a pair of scores and help lead the Cardinal to a 45-24 win over New Mexico State ... Gained 82 yards on six catches and rushed for 16 yards on four carries in a 36-10 victory over Kentucky ... Returned a punt 61-yards for a touchdown and also snared eight passes for 93 yards against Western Carolina ... Hauled in nine passes for 174 yards against Illinois ... Followed with five catches for 134 yards and two scores against Memphis ... Gained 116 yards on nine receptions against Tulane ... Added another nine receptions for 147 yards and two touchdowns in 34-10 victory over Houston ... Recorded a season-high with 10 catches for 161 yards and a pair of scores in 39-34 victory over East Carolina ... Caught seven passes for 133 yards and a 78-yard touchdown reception against Texas Christian ... Closed out his career with six receptions for 88 yards, including a 34-yard touchdown in their 28-10 victory over BYU in the Liberty Bowl. **2000 (Junior):** All-Conference USA first-team choice ... Voted Most Valuable Player and Outstanding Offensive Performer for the Cardinals ... Started ten games and led the squad with 71 receptions for 1,016 yards (14.3 avg.) and nine touchdowns ... Recorded five 100-yard receiving games and caught at least eight passes in six games during the 2000 season ... Ranked 13th in the nation with an average of 6.45 catches per game ... Carried four times for 12 yards (3.0 avg.) ... Started his Cardinal career with nine receptions for 123 yards and two touchdowns in a 40-34 overtime victory over Kentucky ... Added a pair of touchdowns among his three catches for 73 yards against Grambling State ... Led all receivers with nine receptions for 116 yards in the Cardinals 41-22 victory over Connecticut ... Recorded a game-high eight receptions for 78 yards, including a 24-yard score in 38-17 victory over Alabama-Birmingham ... Gained a career-high 194 yards receiving on eight receptions, including a 45-yard touchdown vs. Cincinnati ... Led all receivers with eight catches and 131 yards against East Carolina ... Snared six receptions for 62 yards in 35-32 victory over Tulane ... Recorded seven catches for 76 yards and a touchdown in a 49-28 victory over Southern Mississippi ... Grabbed five passes for 72 yards and a score at Houston ... Tied a Liberty Bowl record with 10 receptions for 170 yards, including a 14-yard

BRANCH'S SPOTLIGHTS

★Deion was the MVP of his soccer team in high school and a three-year letterman.

★Deion's 143 career catches rank sixth in the Cardinals all-time annals and his 2,204 yards receiving rank fourth.

touchdown reception and was named Offensive MVP against Colorado State in the Liberty Bowl.

Junior College: Earned second-team All-America honors at Jones County (Ellisville, Miss.) College following the 1998 season … Caught 69 passes for 1,012 yards (14.7 avg.) and nine scores and helped JCC to a 12-0 mark and a victory in the Golden Isles Bowl ... Returned 15 punts for 12.8 yard average and 17 kickoffs for 19.6 yard average … Grabbed 37 passes for 639 yards (17.7 avg.) and five touchdowns as a freshman … Returned 14 kickoffs for a 23.6 yard average in 1997.

Personal

Anthony Branch was born on July 18, 1979 … Lettered in football and track at Monroe (Albany, Ga.) High … Participated in indoor track at Louisville in 2001 … Competed in the 60 meter dash (7.1) … Also performed on the outdoor squad in the 60 meters, 100 meters and 4x100 relays … Majored in communications.

DEION BRANCH

Pos: WR **Ht:** 5-9 **Wt:** 193 **Year:** R **Acq:** D2-02 (65th) **College:** Louisville **Born:** 7/18/79

College Season			Receiving					Rushing				
Year	**Team**	**GP/GS**	**No**	**Yds**	**Avg**	**Lg**	**Td**	**No**	**Yds**	**Avg**	**Lg**	**Td**
1997	Jones County	10/10	37	639	17.7	na	5	-	-	-	-	-
1998	Jones County	11/11	69	1012	14.7	na	9	-	-	-	-	-
2000	Louisville	11/11	71	1016	14.3	69	9	4	12	3.0	9	0
2001	Louisville	12/12	72	1188	16.5	78	9	6	24	4.0	7	0
Jones County Totals		**21/21**	**106**	**1651**	**15.6**	**na**	**14**	-	-	-	-	-
Louisville Totals		**23/23**	**143**	**2204**	**15.4**	**78**	**18**	**10**	**36**	**3.6**	**9**	**0**
College Totals		**44/44**	**249**	**3855**	**15.5**	**78**	**32**	**10**	**36**	**3.6**	**9**	**0**

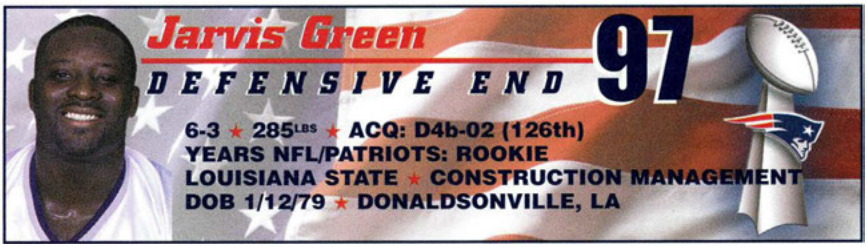

How Acquired

Jarvis Green was drafted by the New England Patriots in the fourth round (126th overall) of the 2002 NFL draft.

College

One of the most dominating defensive linemen in school history…Ranks fourth on the school's career-record list with 20 quarterback sacks for minus 123 yards…Started 39 of 41 games for the Tigers, recording 184 tackles (108 solos) with 38 stops for losses of 165 yards. **2001 (Senior):** Voted second-team All-Southeastern Conference selection by the league's coaches … Started in all 13 games at right defensive end and recorded 52 tackles (29 solos) … Led the team with four sacks for minus 28 yards and 25 quarterback pressures … Ranked second with seven stops for losses … Also recovered a fumble and deflected three passes … Opened the season with four hits and three quarterback pressures in 48-17 victory over Tulane … Posted six tackles (5 solos), including a sack and three tackles behind the line of scrimmage at Tennessee ... Added five tackles and a pair of pressures in the Tigers 42-0 victory over Mississippi State … Amassed a season-high seven tackles and had three pressures against Mississippi … Followed with another seven tackles, adding a pair of sacks for minus 12 yards vs. Alabama … Totaled three tackles, recovered a fumble and had three quarterback pressures against Middle Tennessee … Earned SEC Player of the Week honors as he tied a season-high with seven tackles (4 solos), including a 5-yard sack and four quarterback pressures vs. Auburn … Totaled pair of solo tackles in the Tiger's 31-20 victory over Tennessee in the SEC Championship game. **2000 (Junior):** Participated in nine games with eight starts during the regular season and also started the Peach Bowl for the Tigers ... Recorded 31 tackles (13 solos), including a sack and three stops for losses of 10

yards ... Deflected three passes ... Posted seven tackles (4 solos) with a pair of pressures at Auburn ... Recorded three tackles with a quarterback pressure as the Tigers held Tennessee to 86 yards rushing in their 38-31 overtime victory ... Collected four tackles with an 8-yard sack and three tackles for losses as LSU limited Mississippi to only 73 yards rushing in their 20-9 victory ... Recorded three tackles, including a sack versus Georgia in the Peach Bowl. **1999 (Sophomore):** Started in nine games and finished with 51 tackles (30 solos), 12 stops for losses of 52 yards, seven sacks, three forced fumbles, two fumble recoveries, two pass break-ups and one blocked kick ... Opened the season with nine tackles, including four for losses and a pair of sacks in 29-21 victory over San Jose State ... Collected seven tackles, including one of loss as the Tigers limited North Texas to 132 yards of total offense in their 52-0 victory ... Recorded six tackles, including two sacks and blocked a punt through the end zone which resulted in a safety at Kentucky ... Recorded an 8-yard sack among his six tackles (4 solos) at Alabama ... Posted five tackles with a sack and two stops for losses versus Houston ... Credited with a sack and a pair of stops behind the line of scrimmage in 35-10 victory over Arkansas. **1998 (Freshman):** Green established an LSU freshman record for quarterback sacks with eight for minus 46 yards ... He tied Anthony McFarland (current Tampa Bay Buccaneer) for the team lead and also led the team with nine quarterback pressures ... Started 10 games at right defensive end and ranked sixth on team with 50 tackles (36 solos) ... Also ranked second on team with 17 stops for losses of 73 yards ... Opened his collegiate career with five tackles, including two sacks and three tackles for losses vs. Arkansas State ... Recorded five tackles, with one sack and three tackles for losses in 53-20 victory over Idaho ... Collected two sacks vs. Florida ... Amassed seven tackles, with two tackles for losses vs. Kentucky ... Registered five tackles, including one sack and three tackles for losses in the Tigers 41-6 victory over Mississippi State ... Amassed a season-high 11 tackles as the Tigers held Alabama to only 85 yards, the first time they limited the Crimson Tide under 100 yards rushing since 1970.

GREEN'S SPOTLIGHTS

★**Jarvis and his cousin Howard Green were born on the same day (1/12/79), attended the same high school and college and were both selected in the 2002 NFL draft. Jarvis was taken by New England and Howard was selected by Houston in the sixth round.**

★**After his playing career, Jarvis wants to begin a construction company.**

Personal

Jarvis Pernell Green was born the son of Marion L. Ceasar Green and Pernell Green on 1/12/79 in Thibodaux, Louisiana ... Brother, Jason, was a teammate and linebacker at Louisiana State (1998-2001) ... Cousin, Howard, was a teammate and defensive tackle at LSU (2000-2001) Member of the *Atlanta Journal Constitution* Super Southern 100, SuperPrep All-American, Superprep Southwest Defensive Player of the Year, No. 11 ranked defensive lineman in the nation, *The Advocate* Super Dozen '97 and the *Times-Picayune* Top 20 Blue-Chip List at Donaldsonville (La.) High ... No. 5 in SuperPrep Louisiana 26 ... Class 3A Defensive MVP ... Recorded 136 tackles (103 solo), with 42 for a loss and 16 sacks his senior year ... As a junior, totaled 83 tackles, seven sacks, and 21 tackles for a loss ... Construction Management major.

JARVIS GREEN

Pos: DE **Ht:** 6-3 **Wt:** 285 **Year:** R **Acq:** D4b-02 (126th) **College:** Louisiana State **Born:** 1/12/79

College Season			Tackles											
Year	**Team**	**G/S**	**TK**	**S**	**A**	**FR**	**FC**	**INT**	**PD**	**Sack**	**Yds**	**TFL**	**Yds**	**QB Pres**
1998	LSU	10/10	50	36	14	0	0	0	1	8.0	46	17	73	9
1999	LSU	10/9	51	30	21	2	3	0	2	7.0	42	12	52	1
2000	LSU	9/8	31	13	18	0	0	0	2	1.0	8	3	10	10
2001	LSU	12/12	52	29	23	1	0	0	3	4.0	28	7	25	25
Career Totals		**41/39**	**184**	**108**	**76**	**3**	**3**	**0**	**8**	**20.0**	**124**	**39**	**160**	**45**

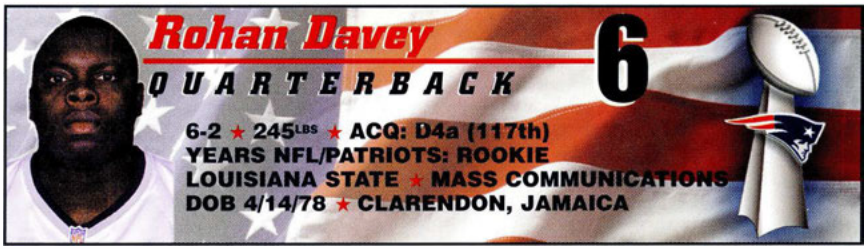

How Acquired

Rohan Davey was drafted by the New England Patriots in the fourth round (177th overall) of the 2002 NFL draft.

College

Davey was the only quarterback in LSU history to throw for over 3,000 yards in a season (3,347; 2001) … He is also the only passer in LSU annals to throw for over 300 yards in three consecutive games … He ranks fifth in school history with 29 touchdown passes and sixth with 4,415 yards passing despite starting in only 12 games … Completed 286 of 478 passes (59.8%), both ranking seventh on LSU's all-time record list. **2001 (Senior):** All-Southeastern Conference second-team selection by the league's coaches and the Associated Press … Started every game and guided Louisiana State to its first outright conference title since 1986 … Completed a school single season record 217 of 367 passes (59.1%) for 3,347 yards and 18 touchdowns … Broke the previous marks of 209 of 346 attempts by Jeff Wickersham (1985) and 2,655 yards by Tommy Hodson (1989) … Only Hodson (19 in 1986 and 22 in 1989) had more touchdown tosses in a season at LSU … Gained 3,351 yards in total offense on 405 plays, topping the previous LSU season-record of 2,604 yards by Hodson (1989) … Only Wickersham (414 in 1985) participated in more plays in a season for the Tigers … Ranked second in the SEC with an average of 278.9 yards passing and 279.2 yards in total offense per game … Recorded six 300-yard games during the season … Opened the season by hitting on 19 of 29 attempts for 253 yards and a pair of scores in the Tigers 48-17 victory over Tulane … Gained 229 yards on 13 of 24 passes and rushed five times for 18 yards in the Tigers 31-14 victory over Utah State … Completed 21 of 43 passes for 356 yards and two touchdowns, including a 67-yarder to Michael Clayton at Tennessee … Completed his first 100 passes of the season without an interception … Connected on seven of 17 tries for 154 yards before leaving the game vs. Florida … Passed for 383 yards on 27 of 38 pass attempts, including two touchdowns to Clayton in Louisiana State's 29-25 victory over Kentucky … Hit on 16 of 25 passes for 255 yards and three scores in their 42-0 victory at Mississippi State … Davey set two school records with 528 yards passing and 35 completions in the Tigers 35-21 victory over Alabama … His 528 yards, which was only the fourth 500 yard passing performance in SEC history, broke Tommy Hodson's mark of 438 set in 1989 and his 35 completions eclipsed Jeff Wickersham mark which was set in 1983 … His 540 yards of total offense tied the SEC game-record, first set by Mississippi's Archie Manning vs. Alabama in 1969 … Totaled 318 yards and two touchdowns on 26 of 37 attempts in 30-14 victory over Middle Tennessee … Davey became the first Tiger quarterback to pass for 300 yards in three consecutive games following his 359 yard performance on 19 of 33 tosses with three scores in 41-38 win over Arkansas … Amassed 245 yards on 16 of 34 passes, including one touchdown in 27-14 victory over Auburn … Completed nine of 20 passes for 84 yards before having to leave the SEC Championship game against Tennessee in the second quarter … Earned Sugar Bowl MVP honors as he closed out his career by hitting on 31 of 53 passes for 444 yards and three touchdowns in 47-34 victory over Illinois … Davey shattered the previous school bowl records of 20 completions by Wickersham (vs. Nebraska, 1985 Sugar Bowl) and Hodson (vs. South Carolina, 1987 Gator Bowl), 37 attempts by Wickersham (1985 Sugar Bowl) … His 424 yards in total offense broke the old school record of 267 yards by David Woodley vs. Wake Forest in the 1979 Tangerine Bowl. **2000 (Junior):** Selected as one of three captains and was the recipient of the team's Most Inspirational Award … Played in four games, including starts against Tennessee

DAVEY'S SPOTLIGHTS

★Rohan was born in Clarendon, Jamaica and moved to the United States when he was eight years old. He didn't begin playing football until his sophomore year of high school.

★Rohan's favorite cartoon as a kid was Scooby Doo and his favorite website is ESPN.com.

and Florida and completed 38 of 59 passes (64.4%) for 577 yards, seven touchdowns and only one interception … Added 49 yards rushing on eight carries (6.1 avg.) … Came off the bench in the season opener to complete all 11 passes, for 194 yards and three touchdowns vs. Western Carolina … Davey earned SEC offensive player of the week honors, completing 23 of 35 passes for 318 yards and four touchdowns, including a 25-yarder to Robert Royal on the first play in overtime, in the Tigers 38-31 win over Tennessee … Started and completed four of 12 passes for 65 yards at Florida … Earned Peach Bowl MVP honors as he came off the bench and led the Tigers to 25 second half points in their 28-14 victory over Georgia Tech … He completed 17 of 25 attempts for 174 yards and three touchdowns on his was to earning the most valuable player award. **1999 (Sophomore):** Served as the Tigers backup quarterback, playing in seven games, including two starts … Completed 31 of 52 passes (59.6%) for 491 yards, including four touchdowns and four interceptions ... Ran for 27 yards on 19 carries (1.4 avg.) … Completed six of 10 passes for 78 yards including a 40-yard completion vs. San Jose State … Started the first game of his career and completed all six of his attempts for 66 yards, including a 28-yard touchdown pass in 52-0 victory over North Texas … Started for the second consecutive week and completed four of 11 passes 31 yards vs. Auburn … Accumulated 83 yards on four of nine passing vs. Houston … Earned SEC Player of the Week honors, as he came off the bench to complete 10 of 12 passes for 224 yards and three touchdowns in the Tigers 35-10 victory over Arkansas. **1998 (Redshirt):** Played in two games, versus Arkansas State and Idaho but recorded no statistics. **1997 (Freshman):** Redshirted as a freshman.

Personal

Rohan St. Patrick Davey was born the son of Dottlyn Carruthers and Jeff Davey on 4/14/78 in Clarendon, Jamaica … Two-time All-State and two-time All-Dade County by the Miami Herald at Miami Lakes (Fla.) High ... Member of *Atlanta Journal Constitution* Super Southern 100 … All-District 13-6A his senior year ... Led team to 10-4 record, losing in state semifinals to Carol City who went on to win the state title ... No. 6 in SuperPrep National 50 and No. 3 in Superprep Florida 88 ... Totaled 2,318 yards for 28 touchdowns and only seven interceptions, while rushing for 436 yards and five touchdowns as a senior ... As a junior completed 78 of 108 passes for 1,808 yards and 24 touchdowns ... Rushed for 388 yards on just 30 carries (12.9 avg) and one touchdowns ... Totaled over 4,500 yards total offense for his final two seasons ... Averaged 17.0 points a game in basketball … Mass Communications major.

ROHAN DAVEY

Pos: QB **Ht:** 6-2 **Wt:** 245 **Year:** R **Acq:** D4a-02 (117th) **College:** Louisiana State **Born:** 4/14/78

College Season			Passing									Rushing				
Year	**Team**	**G/S**	**ATT**	**CMP**	**PCT**	**YDS**	**YD/ATT**	**TD**	**INT**	**I/PCT**	**LG**	**No**	**Yds**	**Avg**	**Lg**	**TD**
1998	LSU	2/0	0	0	00.0	0	0.00	0	0	0.00	0	1	3	3.0	3	0
1999	LSU	7/2	52	31	59.6	491	9.44	4	4	7.69	67	19	27	1.4	25	0
2000	LSU	4/2	59	38	64.4	577	9.78	7	1	1.69	53	8	49	6.1	32	0
2001	LSU	12/12	367	217	59.1	3347	9.12	18	10	2.72	67	38	4	0.1	16	0
Career Total		**25/16**	**478**	**286**	**59.8**	**4415**	**9.24**	**29**	**15**	**3.14**	**67**	**66**	**77**	**1.2**	**32**	**0**



Antwoine Womack 42

RUNNING BACK

5-11 ★ 225LBS ★ ACQ: D7a-02 (237th)
YEARS NFL/PATRIOTS: ROOKIE
VIRGINIA ★ RELIGIOUS STUDIES
DOB 3/20/78 ★ HAMPTON, VA

How Acquired

Antwoine Womack was drafted by the New England Patriots in the seventh round (237th overall) of the 2002 NFL Draft.

College

Womack earned three letters (1997-98, 2000-01) and appeared in 32 games with 12 starts for the Cavaliers ... Gained 2,207 yards with 13 touchdowns on 429 carries (5.1 avg.) and snatched 16 passes for 144 yards (9.0 avg.) during his Cavalier career ... Recorded eight career 100-yard rushing games. **2001 (Senior):** Played in five games, including two starts and totaled 263 yards on 63 carries (4.2 avg.) ... Added 46 yards on six catches (7.7 avg.) ... Rushed 13 times for 56 yards (4.3 avg.) in 39-38 victory over Georgia Tech ... Led the team with 36 yards on 12 tries and gained 10 yards on a pair of catches vs. Virginia Tech ... Closed out his career with 31 carries for 153 yards and a 13-yard catch in 24-10 victory over Penn State. **2000 (Junior):** First-team All-Atlantic Coast Conference and received Virginia's Outstanding Offensive Player Award ... Led the ACC with 1,028 yards on 210 carries (4.9 avg.) and ranked fifth in the ACC with nine rushing touchdowns ... Also caught eight passes for 81 yards (10.1 avg.) ... Opened the season with 160 yards on just 15 carries (10.6 avg.), including two touchdowns vs. Brigham Young ... Gained 25 yards on 14 carries, including two scores in the Cavalier's 34-6 victory against Richmond ... Broke loose for a career-high 180 yards on 26 carries (6.9 avg.), including a 40-yard touchdown run against Wake Forest ... Also caught two passes for 22 yards ... Named Co-ACC offensive back of the week after gaining 133 yards on 29 carries (4.6 avg.) and caught one pass for a career-long 41 yard reception in 31-23 victory over Maryland ... Gained 94 yards on 13 carries (7.2 avg.) and scored a 13 yard touchdown in 17-6 victory over North Carolina ... Topped the century mark for the fourth time during the season, gaining 134 yards on 20 carries (6.7 avg.), including 24-yard touchdown ... Rushed for a team-high 48 yards on 15 carries and caught three passes for three yards against Georgia in the Jeep O'ahu Bowl. **1998 (Sophomore):** Earned second-team All-ACC honors ... Rushed for 708 yards and four touchdowns on 112 carries (ACC-leading 6.3 avg.) ... Ranked second on the team and sixth in the ACC in rushing, averaging 64.4 yards per game. ... Added two receptions for 17 yards ... Ranked third on the team with 961 all-purpose yards ... Returned a team-leading 12 kickoffs for 236 yards (19.7 avg.) ... Rushed 12 times for 68 yards in the Cavaliers 19-0 victory over Auburn ... Recorded his first 100-yard game of the season against Duke, rumbling for 119 yards on just 10 carries, including his first career touchdown on a 48-yard scamper ... Followed with 142 yards on 17 carries (8.4 avg.) and one touchdown against San Jose State ... Amassed 92 yards on 11 carries (8.4 avg.) against Georgia Tech ... Returned to the century club against N.C. State by rushing for 109 yards on 15 carries (7.3 avg.) and a touchdown ... Gained 77 yards on 16 carries (4.8 avg.) and a touchdown against Wake Forest ... Averaged 15.5 yards on two kickoff returns, including a long return of 23 yards in the Peach Bowl vs. Georgia. **1997 (Freshman):** Played in five games and finished third on the team with 44 carries for 208 yards ... Averaged a team-high 4.7 yards per carry ... Returned three kickoffs for 71 yards (23.7 avg.) ... Ranked fifth on the team in all-purpose yardage with 279 yards (55.8 yards per game average) ... Womack made his collegiate debut in the Cavaliers second game of the season against Richmond and rushed 10 times for 38 yards ... Recorded his first career 100 yard game with 108 yards on 15 attempts (7.2 avg.) against North Carolina ... Also had a 25-yard kickoff return against the Tar Heels ... Led the Cavaliers with 54 yards rushing on 10 carries (5.4 avg.) in their 21-13 win over Wake Forest ... Recorded a season-long run of 23 yards during Virginia's game-winning touchdown drive late in the fourth quarter ... Also returned two kickoffs for 46 yards, including a season-long return

WOMACK'S SPOTLIGHTS

★Antwoine led the ACC in rushing with 1,028 yards on 210 carries (4.9 avg.) during his junior season.

of 36 yards ... Rushed five times for seven yards against N.C. State.

Personal

Antwoine D. Womack was born the son of Bobby and Ella Womack on March 20, 1978 in Hampton, Virginia ... Four-year member of the varsity football team at Phoebus (Hampton, Va.) High ... First football player in school history to have his jersey number retired (#6) ... First-team *Associated Press* all-state running back as a senior ... Rated the top prospect in Virginia by the *Roanoke Times* ... Earned all-district and all-region recognition ... *Newport News Daily Press'* Player of the Year as a sophomore ... Rushed for 1,611 yards and 20 touchdowns in nine games his senior season ... Rushed 15 times for 350 yards and seven touchdowns in three quarters against Warwick High School ... Finished his career as the state Group AAA all-time leading rusher with 5,570 yards and 73 touchdowns ... Also played linebacker, defensive back and defensive end during his career ... Registered 20 career quarterback sacks, including 11 his senior season ... Religious Studies major.

ANTWOINE WOMACK

Pos: RB **Ht:** 5-11 **Wt:** 225 **Year:** R **Acq:** D7a-02 (237th) **College:** Virginia **Born:** 3/20/78

College Season			Rushing					Receiving					Kickoff Returns				
Year	Team	G/S	No	Yds	Avg	LG	Td	No	Yds	Avg	LG	Td	No	Yds	Avg	LG	TD
1997	Virginia	5/0	44	208	4.7	23	0	0	0	0.0	0	0	3	71	23.7	36	0
1998	Virginia	11/0	112	708	6.3	48	4	2	17	8.5	10	0	12	236	19.7	30	0
2000	Virginia	11/10	210	1028	4.9	67	9	8	81	10.1	41	0	4	97	24.2	35	0
2001	Virginia	5/2	63	263	4.2	44	0	6	46	7.7	13	0	0	0	0.0	0	0
Career Totals		**32/12**	**429**	**2207**	**5.1**	**67**	**13**	**16**	**144**	**9.0**	**41**	**0**	**19**	**404**	**21.3**	**36**	**0**

How Acquired

David Givens was drafted by the Patriots in the seventh round (253rd overall) of the 2002 NFL draft.

College

Earned four letters at Notre Dame (1998-2001) ... Finished his career with 72 receptions for 814 yards (11.3 avg.) and three touchdowns ... Added 146 yards and four scores on 41 carries (3.6 avg.) and 102 yards and a touchdown on three of five pass attempts ... Returned 21 kickoffs for 439 yards and 30 yards on a pair of punt returns. **2001 (Senior):** Voted one of four team captains ... Played in ten games with seven starts ... Finished second on the team with 33 receptions for 317 yards (9.6 avg.) ... Carried seven times for seven yards (0.9 avg.) and completed one of two passes for 29 yards ... Returned six kickoffs for 143 yards (23.8 avg.) ... Opened the season with a game-high seven receptions for 66 yards at Nebraska ... Hauled in two receptions for 25 yards versus Texas A&M ... Led the Irish with five receptions for 39 yards in 24-7 victory over Pittsburgh ... Snared four passes for 49 yards in 27-16 victory over Southern California ... Caught three passes for 21 yards and completed a 29-yard pass against Boston College ... Recorded a career-high nine receptions for 99 yards and rushed four times for 11 yards against Tennessee ... Closed out

GIVEN'S SPOTLIGHTS

★David was voted one of four team captains during his senior season at Notre Dame

★Blocked thee punts during his collegiate career.

★David enjoys fishing and playing sports.

his collegiate career with a pair of catches for eight yards and two kickoff returns for 63 yards, including a career-long 43-yarder against Purdue. **2000 (Junior):** Played in 12 games, including six starts and led the Fighting Irish with 25 receptions for 310 yards (12.4 avg.) and two touchdowns … Carried 24 times for 101 yards (4.2 avg.) and a pair of scores … Completed one of two passes for 52 yards … Returned 11 kickoffs for 227 yards (20.6 avg.) and two punts for 30 yards (15.0 avg.) … Blocked three kicks on the punt coverage unit … Started the season opener and rushed four times for 16 yards, caught a 21-yard pass and returned two kickoffs for 40 yards in 24-10 victory over Texas A&M … Hauled in season-high six passes for 86 yards in 23-21 victory over Purdue … Caught three passes for 34 yards, including touchdown catches of 17 and 8 yards in 20-14 victory over Stanford … Became the first Fighting Irish receiver to catch two touchdowns in one game since Derrick Mayes in 1996 … Also carried five times for 23 yards and blocked a punt, returning the ball 15 yards vs. Stanford … Followed with 63 yards on four catches in 45-14 victory over Navy … Completed a 52-yard pass, rushed for 21 yards on eight carries, including a 5-yard score in 42-28 victory over West Virginia … Rushed for a 37-yard touchdown on a reverse and snared two catches for 16 yards in 34-31 victory over Air Force … Collected three receptions for 13 yards and returned three kickoffs for 78 yards in 28-16 versus Boston College … Blocked one of his three during the 2000 season and returned it 15 yards while also catching two passes for 23 yards in 45-17 victory over Rutgers … Gained 35 yards on a pair of catches and 27 yards on a kickoff return in Notre Dame's 38-21 victory over Southern California … Closed out his season with a team-leading four catches for 23 yards versus Oregon State in the Fiesta Bowl. **1999 (Sophomore):** Played in all 12 games with three starts, totaled 14 catches for 187 yards (13.3 avg.) and a touchdown … Carried six times for 13 yards (2.2 avg.) and a score and returned two kickoffs for 48 yards (24.0 avg.) … Completed his only pass attempt for a 21-yard touchdown … Snared two passes for 34 yards against Michigan … Rushed for a 3-yard touchdown at Tennessee … Recorded a memorable third quarter at Pittsburgh when he completed a 21-yard touchdown pass and caught a 27-yard touchdown … Caught a season-high five passes for 48 yards versus Boston College. **1998 (Freshman):** Played in all 11 games with two starts … Carried four times for 26 yards (6.5 avg.) and a touchdown … Added 21 yards on two kickoff returns (10.5 avg.) … Scored his first career touchdown on a 22-yard run vs. Louisiana State.

Personal

David Lamar Givens was born in Youngstown, Ohio on Aug. 16, 1980 … David's brother, Jesse, played football at Yale …Rated the 53rd best player nationally by the *Chicago Sun-Times* and 59th best player by *The Sporting News* at Humble (Tex.) High … Rated one of top 100 players nationally by *Dallas Morning News* … *USA Today* honorable mention all-american pick … Earned three letters in football while playing eight different positions … Captain of team as a senior … Split time during the 1997 season between wide receiver (13 catches for 255 yards and four touchdowns), quarterback (21 of 52 for 337 yards and two touchdowns) and running back (71 carries for 331 yards and four touchdowns) … Helped his team to a 9-2 record and second-straight district championship … Compiled 1,448 all-purpose yards as junior (465 yards and five scores rushing, 18 catches for 253 and three touchdowns, six of seven passing for 136 and two touchdowns, 317 kick return yards and 245 punt return yards) … Two-time all-state, all-city and all-league pick … Earned four letters in track (sprint and weight events) and earned team MVP honors as senior … Majored in design at Notre Dame.

DAVID GIVENS

Pos: WR **Ht:** 6-0 **Wt:** 212 **Year:** R **Acq:** D7b-02 (253rd) **College:** Notre Dame **Born:** 8/16/80

College Season			Receiving					Rushing						Kickoff Return					Passing			
Year	Team	G/S	No	Yds	Avg	LG	Td	No	Yds	Avg	LG	Td	No	Yds	Avg	LG	Td	Att	Cmp	Yds	Td
1998	Notre Dame	11/2	0	0	0.0	0	0	4	26	6.5	22	1	2	21	10.5	11	0	0	0	0	0
1999	Notre Dame	12/3	14	187	13.3	27	1	6	13	2.2	5	1	2	48	24.0	25	0	1	1	21	1
2000	Notre Dame	11/6	25	310	12.4	46	2	24	101	4.2	37	2	11	227	20.6	41	0	2	1	52	0
2001	Notre Dame	10/7	33	317	9.6	21	0	7	6	0.9	5	0	6	143	23.8	43	0	2	1	29	0
Career Totals		**44/18**	**72**	**814**	**11.3**	**46**	**3**	**41**	**146**	**3.6**	**37**	**4**	**21**	**439**	**20.9**	**43**	**0**	**5**	**3**	**102**	**1**

Returned three punts for 30 yards (15.0 avg.) in 2000 … Blocked three punts in 2000.



PRO: Tom Ashworth was signed by the Patriots from their practice squad on Feb. 11, 2002 … Originally signed as an undrafted free agent by the San Francisco 49ers (4/27/01) and released following training camp (8/27/01) … Signed to the Patriots practice squad (9/4/01) … Released by the Patriots (10/9/01) then later resigned to their practice squad (10/31/01).

COLLEGE: Ashworth played in all 45 games during his career at Colorado … Started all 11 games for the Buffaloes at tackle as a senior … Saw action on 774 of 775 plays … Paved the way for seven rushing touchdowns in 2000 … Began junior year as a tight end, then switched to tackle in the fifth game of the season … Started all 12 games at tight end as a sophomore … Caught 10 passes for 135 yards and returned two kickoffs for 31 yards … Saw action at tight end and on special teams as a freshman.

PERSONAL: Thomas F. Ashworth was born on Oct. 10, 1977 in Denver, Colo. … Played football and baseball at Cherry Creek High in Englewood, Colo. … Earned Blue Chip All-America honors and was selected first team all-state as a senior … Started for two years at left tackle … Allowed only one sack as a senior … Won 5-A state championship in junior and senior years … Tom married Julia this past offseason.



PRO: Ryan Benjamin was signed by the Patriots on Feb. 11, 2002 … Originally signed by the Tampa Bay Buccaneers as an undrafted free agent (4/23/01) … Released by Tampa Bay (6/7/01) and signed with the Patriots (8/13/01) … Released by the Patriots (8/26/01) … Signed by Chicago (10/14/01) and participated at long snapper in the Bears 20-13 win over Arizona (10/14/01) … Recorded clean snaps on two extra points, two field goals and four punts … Released by the Bears (10/16/01).

COLLEGE: Four-year letterman at South Florida who was an experienced long snapper on punts, field goals and PATs ... Played in 44 career games and missed just one half of action during his collegiate career ... Never made an erratic snap in 44 contests ... Came to USF as a walk-on defensive tackle, but coaching staff urged him to try long snapping … Earned a degree in political science in May 2001.

PERSONAL: Ryan Arthur Benjamin was born on Nov. 17, 1977, in Greenfield, Mass. … Played defensive tackle, earning all-conference and All-North Suncoast honors as a senior at River Ridge High School (New Port Richey, FL) ... Also earned River Ridge's defensive line MVP... Lettered in baseball ... Nicknamed "Benji" … Married (Theresa).



PRO: Mike Clare was signed by the Patriots on Feb. 11, 2002 and was allocated to NFL Europe for its 2002 season … Originally signed by Cleveland as an undrafted free agent (4/24/01) but was later released (6/25/01).

NFL EUROPE: 2002 (Frankfurt Galaxy): Opened holes for a Galaxy offense that finished second in NFL Europe with 1,433 yards rushing (143.3 avg. per game) during the 2001 season … Galaxy led the league with 72 rushing first downs … Helped power Galaxy running back Curtis Alexander to the second highest single-season rushing total in NFL Europe, 831 yards.

COLLEGE: Captained Harvard's 2000 squad and selected to First Team All-America in his senior year … Started 30 straight games at left tackle over three full seasons … Leader of Harvard's offensive line which set school records in 2000 for total offense (4,679 yards), first downs (239), and points scored (327) … Offense ranked fifth in nation in his senior year … Did not allow a sack in his junior or senior years … Team MVP as a senior … Selected to 2001 Blue-Gray Classic game.

PERSONAL: Michael J. Clare was born on January 9, 1979 … Three year starter at Rutherford (NJ) High at offensive and defensive tackle ... Also started for the Rutherford High baseball and basketball teams … Won Golden 11 Award as Bergen County's top student-athlete in 1997.

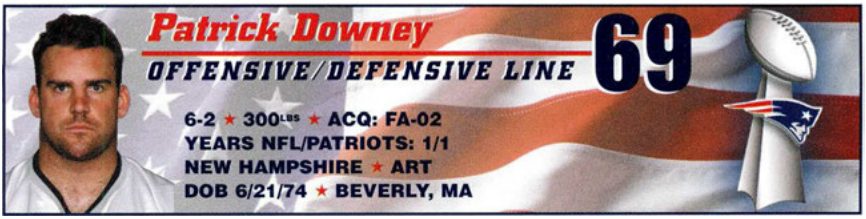

PRO: Pat Downey was signed by the Patriots on Feb. 11, 2002 and was allocated to NFL Europe for its 2002 season … Originally signed as an undrafted free agent by the San Diego Chargers in 1998 … Considered one of the best offensive lineman in the Arena League during his three-year career with the Nashville Kats (1999-2001) … Starting center on an offensive line that paved the way for the Kats league leading rushing attacks in 2000 and 2001 … Played in AFL's ArenaBowl in 2000 and 2001 … Fought off injuries to become the Kats' starting center in 11 games in 1999 … Totaled 13 career defensive tackles.

NFL EUROPE: 2000 (Amsterdam Admirals): Drafted by Amsterdam, but did not participate in the regular season. 2002 (Frankfurt Galaxy): Helped power the Galaxy running game to the second-highest total in NFL Europe during the 2001 season (1,433 yards) … Galaxy led the league with 72 rushing first downs … Opened holes for the Galaxy rushing attack and helped them set NFL Europe record with 331 rushing yards against Barcelona in Week 3.

COLLEGE: Selected First Team All-Atlantic 10 for New Hampshire in 1997 … Served as team captain his senior year … Played every offensive down his sophomore year, earning a third-team selection to the All-Yankee Conference squad … Started eight games as a true freshman in 1994.

PERSONAL: Patrick Downey was born on June 21, 1974 … Attended Worcester Academy in Massachusetts … Majored in art at New Hampshire and often draws pictures of teammates and coaches … Known in the locker room for the best impersonations of teammates … Downey has worked as a lobster fisherman.

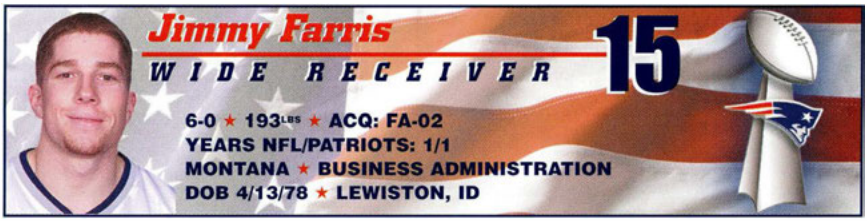

PRO: Jimmy Farris was signed by the Patriots on January 11, 2002 ... Listed among inactives for the Patriots three playoff games … Originally signed by the San Francisco 49ers as an undrafted free agent (4/26/01) … Released from the 49ers active roster (9/2/01) and signed to their practice squad (9/4/01) … Released from San Francisco practice squad (1/10/02).

COLLEGE: Named to the Associated Press and The Sports Network Division I-AA All-American teams in his senior year at Montana … Part of a team that advanced to the NCAA championship game in 2000 … Ranked fourth in the nation in Division I-AA, averaging 91.2 receiving yards per game as a senior … Had eight 100-yard receiving games as a senior, including four of the Grizzlies' last five games … Had six catches for 178 yards and two touchdowns in 2000 Division I-AA playoffs … Had 45 catches for 701 yards as a junior … Caught 17 passes for 261 yards as a sophomore … Finished career with 21 touchdowns … Ranks eighth on Montana's all-time list with 2,233 career receiving yards.

PERSONAL: James Robert Farris was born on April 13, 1978 in Lewiston, Idaho ... Attended Lewiston High, where he played football and basketball and ran track … Was team MVP in basketball as a senior … Football team won the Idaho state title in his sophomore year and finished state runners-up in his senior year … Had 78 receptions for 1,510 yards and 18 touchdowns as a senior.

PRO: Setema Gali was signed to the Patriots practice squad (12/28/02) … Signed to the Patriots active roster from the practice squad on Feb. 11, 2002 … Originally signed as an undrafted free agent by San Diego (4/30/01) before being waived by the Chargers (5/4/01).

COLLEGE: Three-year letter winner and two-year starter at defensive end for BYU … Finished collegiate career with 19 sacks, 94 tackles (64 solo) and 32 tackles for losses … All-Mountain West Conference first-team selection as a senior in 2000 … Led team with 10 sacks for losses of 67 yards and 18 tackles for losses of 106 yards … Started at defensive end as a junior, earning second team all-conference honors … Recorded seven sacks and 10 tackles for losses as a junior in 1999 … Had six tackles in 1999 Motor City Bowl loss to Marshall … Appeared in eight games as a sophomore in 1998 as he battled injuries for most of the season … Suffered an injury-riddled freshman year and played on special teams in four games … Redshirted in 1994 before going on a two-year Mormon mission.

PERSONAL: Setema Gali, Jr. was born on July 2, 1976 in Orem, Utah … Lettered in football, basketball and track at Orem (Utah) High School … Named All-American, all-state and all-region in football … Served as student body president at Orem High … Served on a Mormon mission to Guam Micronesia in 1995 and 1996 … Likes the martial arts … Sang and danced in a multi-cultural group called "One Heart" while at BYU.



PRO: Drew Inzer was originally signed by the Patriots as an undrafted free agent (4/27/01) … Waived by the Patriots (9/2/01) and later signed to the practice squad (9/4/01) … Spent entire 2001 season on Patriots practice squad … Signed to the Patriots active roster from the practice squad on Feb. 11, 2002 …

COLLEGE: Inzer Was a two-year letterman at Brown (1999-2000) while manning the left tackle position … Began his collegiate career at Boston University, joining Brown in 1998 after BU dropped its football program … Played a major role in the Brown offense which gained 6,643 yards passing (332.2 ypg) during his final two seasons … All-Ivy League first-team selection and voted team captain … Established himself as one of the premier pass protectors in the Division I-AA ranks, collecting 72 knockdowns as the team averaged 338.1 yards per game passing … Second team All-Ivy League pick in 1999 as the Bears set school single-season records with 252 first downs, 3,262 yards passing (fifth in the nation) and 459.3 yards per game in total offense.

PERSONAL: Andrew A. Inzer was born on Dec. 5, 1979 in Woonsocket, R.I. … Second team all-state pick as a senior at North Smithfield (R.I.) High School, while also being selected Rhode Island High School Player of the Year, Division IV Lineman of the Year, all-division and all-state all-academic accolades … Four-time class vice president … lettered four times in football … Served as president of the Lettermen's Club … Played in the Greater Boston Youth Symphony Orchestra … Majored in business economics at Brown.

CAREER TRANSACTIONS: Radell Lockhart was signed by the Patriots on Feb. 11, 2002 and allocated to NFL Europe for its 2002 season … Originally signed as an undrafted free agent by Jacksonville (4/23/01) before being released by the Jaguars following training camp (8/29/01).

NFL EUROPE: 2002 (Scottish Claymores): Totaled 18 tackles (14 solos) while playing at defensive end for the Claymores … Forced three fumbles and broke up two passes … Started at defensive end and recorded three tackles against Amsterdam in Week 5.

COLLEGE: Lockhart was a four-year letterman, playing in 44 games at defensive end for the Catawba (N.C.) Indians … Recorded 74 tackles (48 solo), 31 tackles for a loss, 10 sacks and 44 quarterback pressures as a senior … Returned a fumble for a touchdown and blocked a field goal en route to earning All-America, all-region and all-conference accolades … Named South Atlantic Conference Defensive Player of the Year as a senior … Second team all-conference and first team all-region as a junior.

PERSONAL: Radell Bernard Lockhart was born on May 11, 1979 in Charlotte, N.C. … Was a three-year starter at Independence High in Charlotte … Also lettered in track … Graduated from Catawba with a degree in recreation.

PRO: Scott McCready was originally signed by the Patriots as an undrafted free agent (4/27/01) ... Waived by the Patriots (6/25/01) and later signed to their practice squad (10/31/01) ... Signed by Patriots from their practice squad on Feb. 11, 2002 ... Allocated to NFL Europe for its 2002 season.

NFL EUROPE: 2002 (Scottish Claymores): Led the Claymores with 22 catches for 310 yards and two touchdowns ... Led team with five receptions and 79 yards with two touchdowns in season opener against Barcelona ... Started at wide receiver and led the team with four receptions for 45 yards against Amsterdam in Week 5.

COLLEGE: Played in every game during his junior and senior seasons at South Florida ... Led the Bulls receiving corps with 37 catches for 517 yards and six touchdowns in his senior year ... Finished third on the team with 22 catches for 364 yards and a pair of touchdowns ... Did not play or attend school in 1998 due to a serious knee injury ... Played in the first three games in his first year at South Florida before a knee injury ... Attended Louisiana Tech for two years ... Redshirted for a year and then transferred to USF after his second year at Tech.

PERSONAL: Scott McCready was born on February 1, 1977 in London, England ... Is the first English non-kicker to make an NFL roster ... Son of Lawrence McCready, a former F-15 pilot in the Royal Air Force ... Born in London and moved to Tampa, Fla. at age 15 ... Attended King High School in Tampa for his junior and senior years, earning all-district and all-conference honors as a senior ... Attended Plant City (Fla.) High School for his first two years ... Hobbies include golf and playing the guitar.



PRO: Stephen Neal was originally signed by the Patriots as a free agent (7/23/01) ... Waived by the Patriots (8/26/01) ... Signed to the Philadelphia Eagles practice squad (9/4/01) ... Signed by the Patriots (12/12/01) ... Listed among day of game inactives for the final three games of the regular season and all three postseason games.

COLLEGE: Neal was a championship wrestler at Cal State Bakersfield ... Did not play football in college ... Completed his CSUB wrestling career in style, winning his second NCAA Division I title and winning the Dan Hodge Award, known as the Heisman Trophy of wrestling ... Also won the U.S. Freestyle Championship, the Pan-American Games title and the World Championships ... In winning the Pan-Am Games, came from behind to defeat the defending world champion from Cuba ... Was 44-0 for CSUB in 1999...Broke CSUB's school record for pins in a season (31) and in a career (71) ... He also finished as the school record holder for career wins at CSUB with 156 ...Finished his career with an 88-match win streak, with 49 pins in that stretch ... Under his leadership, the team won its second Pac-10 title in 1999, and placed eighth at the NCAA Division I Championships, the team's third top eight finish in four years ...Went into the Pac-10 record books in 1999, becoming the conference's first four-time champion in the same weight class, and just the second four-time champion ever ... He completed his career undefeated in Pac-10 competition with a record of 34-0, also best in conference history ... His career dual-meet record was 61-3, and 37-0 over his last two seasons (1998-99) ... Found success for the third consecutive year at the prestigious National Wrestling Coaches Association All-Star Classic, pinning Oklahoma's John Henry Ward in just 25 seconds ... He also won his third-straight Midlands Championships title, picking up the Dan Gable Outstanding Wrestler Award and the Gorrianran Award for the most falls in the least amount of time ...

In 1998, he became just the third Roadrunner wrestler to complete an undefeated and untied season along with Olympians Joe Gonzalez and John Azevedo ... Has compiled a 151-10 record in three seasons at CSUB while earning All-America honors all three years ... Placed second at nationals as a sophomore and fourth as a freshman ... His academics earned accolades as well, as he was a three-time Academic All-American and a three-time Pac-10 Academic All-Conference first team ... His 3.24 grade point average earned him NWCA Student Athlete of the Year honors.

PERSONAL: Stephen Neal was born the son of Jack and Illys Neal on Oct. 9, 1976 ... Five-sport athlete at San Diego High School in San Diego, Calif. ... Competed in wrestling, football, swimming, tennis and track and field ... Finished fourth in the state his senior year with a 45-2 record at 189 pounds ... Pinned 1998 Heisman Trophy winner Ricky Williams while wrestling at San Diego High ... Majored in physical education at CSUB.

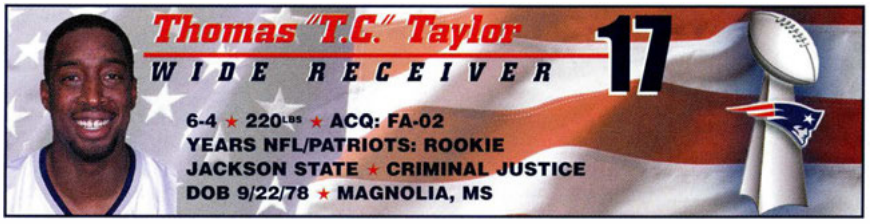

PRO: T.C. Taylor was signed by the Patriots as an undrafted free agent on April 26, 2002.

COLLEGE: A former quarterback who shifted to wide receiver in the third game of his junior year at Jackson State ... In only 19 games as a receiver, he hauled in 118 passes for 1,234 yards (14.7 avg.) and 11 touchdowns ... Was a 2001 All-American second-team selection by The National Sports Bureau ... All-Southwestern Athletic Conference first-team pick ... Established a school season-record with 84 receptions ... Set school game-records with 14 catches for 235 yards against Alabama State ... Also had three touchdowns in the game, including a 49-yard grab ... Closed out his career against Tennessee State with 11 catches for 106 yards and a pair of scores, including a 51-yarder ... Appeared in ten games as a junior, moving from quarterback to wide receiver in the third contest... Finished with 34 receptions for 559 yards (16.4 avg.) and four touchdowns ... Completed 16 of 48 passes (36.4%) for 174 yards and a score ... Carried 38 times for 52 yards (2.4 avg) and a pair of touchdowns ... Second string quarterback as a sophomore, completing 30 of 57 passes (52.6%) for 552 yards and six touchdowns...Second on the team with 69 carries for 295 yards (4.3 avg) and a pair of scores ... Appeared in eight games as a reserve quarterback as a freshman.

PERSONAL: Thomas "T.C." Taylor was born on Sept. 22, 1978 ... Gained 1,860 yards with 14 touchdowns as a quarterback in his senior year at South Pike (Magnolia, Miss.) High ... Named Pike County Player of the Year in his final season ... Also picked up All-State honors as he led the team to the state playoffs in 1996.

THOMAS "T.C." TAYLOR

Passing

Year	Team	G/S	Att	Comp	Pct	Yds	TD	Yd/Att	Int	Lg
1998	Jackson State	8/0	39	17	43.6	428	4	10.97	1	81
1999	Jackson State	12/0	57	30	52.6	552	6	9.68	3	65
2000	Jackson State	10/2	44	16	36.4	174	1	3.95	4	70
2001	Jackson State	11/11	0	0	0.0	0	0	0.00	0	0
Totals-4 years		**41/13**	**140**	**63**	**45.0**	**1154**	**11**	**8.24**	**8**	**81**

	Rushing					Receiving				
YEAR	**No**	**Yds**	**Avg**	**Lg**	**TD**	**No**	**Yds**	**Avg**	**Lg**	**TD**
1998	60	310	5.2	35	4	0	0	0.0	0	0
1999	69	295	4.3	38	2	0	0	0.0	0	0
2000	38	90	2.4	22	2	34	559	16.4	40	4
2001	0	0	0.0	0	0	84	1234	14.7	58	11
Totals	**167**	**695**	**4.2**	**38**	**8**	**118**	**1793**	**15.2**	**58**	**15**

PRONOUNCED: mah-gah-oo-la

PRO: Maugaula Tuitele was signed by the Patriots on February 11, 2002 … Originally signed by the Patriots as a rookie free agent on April 19, 2000 … Waived by the Patriots (8/27/00) ... Re-signed by the Patriots (11/22/00) ... Participated at linebacker for the Patriots at Detroit (11/23) and recorded one tackle … Waived by the Patriots (12/1/00) ... Signed to the Patriots practice squad (12/6/00) … Re-signed by the Patriots (1/3/01) … Waived by the Patriots (8/28/01) … Signed to the Patriots practice squad (9/25/01) and released a day later … Signed to the Patriots practice squad (11/20/01) … Signed to the Patriots active roster (12/2/01) … Participated on special teams against the N.Y. Jets (12/2) and recorded a special teams tackle … Spent parts of the season on the practice squad … Released by the Patriots (12/5/01) … Signed to the Patriots practice squad (12/6/01) … Released from the practice squad (12/28/01) … Signed to the Tampa Bay Buccaneers practice squad (12/27/01).

NFL EUROPE: 2002 (Rhine Fire): Named to the 2002 All-NFL Europe team … Started for the Fire in World Bowl X against the Berlin Thunder … Finished second on Fire with 61 tackles (49 solos) during the 2002 season … Added one sack … Started and led the team with eight tackles and forced a fumble in 13-10 victory over the Claymores in Week 2 … Started and led the Fire with nine tackles in 24-20 win over Frankfurt in Week 5.

COLLEGE: Tuitele was a four-year letterman at Colorado State (1996-99) ... Named first-team All-Mountain West conference in 1999 ... Finished his college career with 209 tackles (124 solos), including eight tackles behind the line of scrimmage, three sacks and four interceptions ... Led the Rams with 109 tackles, four behind the line of scrimmage and two sacks while starting in 11 games in 1999 ... Recorded double-digit tackle totals in nine games, including a career-best 23 vs. Nevada ... Named the conference's defensive player of the week when he recorded 17 tackles (10 solos) and one interception against Wyoming.

PERSONAL: Maugaula N. Tuitele was born the son of Gafanua and Saga Tuitele in Torrance, Calif. on May 26, 1978 ... Led Pacific (Calif.) High in tackles all three years as a starter ... Named all-conference twice and named all-state as a senior ... Played fullback on offense and gained over 700 yards with 12 touchdowns as senior ... Also lettered in basketball and track and field in high school ... Majored in liberal arts at Colorado State ... Maugaula and his wife, Tricia, have two children, Tamatane and John.

MAUGAULA TUITELE

Regular Season			Tackles			
Year	Team	GP/GS	TT	UT	S	SpT
2000	Patriots	1/0	1	1	0	0
2001	Patriots	1/0	0	0	0	1

CAREER TRANSACTIONS: Tony Umholtz was signed by the New England Patriots on April 26, 2002 … Originally signed as an undrafted free agent by the Tennessee Titans (4/18/00) … Released by the Titans following training camp (8/21/00) … Signed by the N.Y. Giants (4/4/01) … Waived by the Giants (8/14/01).

COLLEGE: Umholtz was South Florida's only punter for three seasons from 1997-1999 … Selected to the Associated Press third-team All-America for Division I-AA in his senior season … For the Bulls, recorded a career average of 39.6 yards with 41 punts inside the 20-yard line … Punted 74 times as a senior, averaging 41.4 yards … Voted special team's player of the week six times in 1999 … Earned Scholar Athlete of the year in 1999 … Also handled place-kicking duties as a senior when the starter was injured, connecting on 20 of 21 extra points and four field goals … Spent his freshman year at Missouri Valley College.

PERSONAL: Anthony Jonas Umholtz was born on December 13, 1976 in Laurel, Maryland … Earned honorable mention all-state honors while playing at Osceola High School in Largo, Fla. … Also lettered in soccer … All-Suncoast Team selection … Graduated Cum Laude with degree in finance from South Florida … Completed Master's of Business Administration in April 2002.

2002 ROOKIE/FIRST YEAR FREE AGENT ROSTER

Name	Pos.	Ht.	Wt.	Birthdate	Yr	College	Hometown	How Acq.
Ashworth, Tom	OL	6-6	305	10/10/77	1	Colorado	Englewood, Colo.	FA-01
Benjamin, Ryan	LS	6-1	242	11/17/77	1	South Florida	New Port Richey, Fla.	FA-02
Branch, Deion	WR	5-9	193	07/18/79	R	Louisville	Albany, Ga.	D2
Clare, Mike	G	6-3	320	01/09/79	1	Harvard	Rutherford, N.J.	FA-02
Davey, Rohan	QB	6-2	245	04/14/75	R	Louisiana State	Miami, Fla.	D4a
Downey, Patrick	C	6-2	300	06/21/74	1	New Hampshire	Beverly, Mass.	FA-02
Farris, Jimmy	WR	6-0	193	04/13/78	1	Montana	Lewiston, Idaho	FA-01
Gali, Setema	DE	6-4	275	07/02/76	1	Brigham Young	Orem, Utah	FA-01
Givens, David	WR	6-0	212	08/16/80	R	Notre Dame	Humble, Texas	D7b
Graham, Daniel	TE	6-3	253	11/16/78	R	Colorado	Denver, Colo.	D1
Green, Jarvis	DE	6-3	285	01/12/79	R	Louisiana State	Donaldsonville, La.	D4b
Inzer, Drew	OL	6-4	305	12/05/79	1	Brown	North Smithfield, R.I.	FA-01
Lockhart, Radell	DE	6-2	250	05/11/79	1	Catawba	Charlotte, N.C.	FA-02
McCready, Scott	WR	6-0	200	02/01/77	1	South Florida	Tampa, Fla.	FA-01
Neal, Stephen	OL	6-4	305	10/09/76	1	Cal State-Bakersfield	San Diego, Calif.	FA-01
Taylor, T.C.	WR	6-3	220	09/22/78	R	Jackson State	Magnolia, Miss.	FA-02
Tuitele, Maugaula	LB	6-1	255	05/26/78	1	Colorado State	Torrance, Calif.	FA-01
Umholtz, Tony	P	6-0	205	12/13/76	1	South Florida	Osceola, Fla.	FA-02
Womack, Antwoine	RB	5-11	225	03/20/78	R	Virginia	Hampton, Va.	D7a

2002 New England Patriots Alphabetical Roster

#	NAME	POS	HT	WT	BORN	YR	COLLEGE	H.S. HOMETOWN
75	Anderson, Maurice	DT	6-3	296	01/19/75	2	Virginia	Nottoway, Va.
63	Andruzzi, Joe	G	6-3	312	08/23/75	6	Southern Connecticut St.	Staten Island, N.Y.
68	Ashworth, Tom	OL	6-6	305	10/10/77	1	Colorado	Englewood, Colo.
41	Benjamin, Ryan	LS	6-1	242	11/17/77	1	South Florida	New Port Richey, Fla.
12	Brady, Tom	QB	6-4	225	08/03/77	3	Michigan	San Mateo, Calif.
83	Branch, Deion	WR	5-9	193	07/18/79	R	Louisville	Albany, Ga.
80	Brown, Troy	WR	5-10	193	07/02/71	10	Marshall	Blackville, S.C.
54	Bruschi, Tedy	MLB	6-1	245	06/09/73	7	Arizona	Roseville, Calif.
58	Chatham, Matt	LB	6-4	248	06/28/77	3	South Dakota	Sioux City, Iowa
30	Cherry, Je'Rod	S	6-1	210	05/30/73	7	California	Berkeley, Calif.
75	Clare, Mike	G	6-3	320	01/09/79	1	Harvard	Rutherford, N.J.
85	Cleeland, Cameron	TE	6-4	272	08/15/75	5	Washington	Sedro Woolley, Wash.
84	Coleman, Fred	WR	6-0	192	01/31/75	2	Washington	Tyler, Texas
77	Compton, Mike	G/C	6-6	310	09/18/70	10	West Virginia	Richlands, Va.
6	Davey, Rohan	QB	6-2	245	04/14/78	R	Louisiana State	Miami, Fla.
69	Downey, Patrick	C	6-2	300	06/21/74	1	New Hampshire	Beverly, Mass.
43	Dragos, Scott	FB	6-2	250	10/28/75	3	Boston College	Old Rochester, Mass.
44	Edwards, Marc	FB	6-0	245	11/17/74	6	Notre Dame	Cincinnati, Ohio
15	Farris, Jimmy	WR	6-0	193	04/13/78	1	Montana	Lewiston, Idaho
33	Faulk, Kevin	RB	5-8	202	06/05/76	4	Louisiana State	Carencro, La.
88	Fauria, Christian	TE	6-4	250	09/22/71	8	Colorado	Encino, Calif.
62	Gali, Setema	DE	6-4	275	07/02/76	1	Brigham Young	Orem, Utah
18	Givens, David	WR	6-0	212	08/16/80	R	Notre Dame	Humble, Texas
82	Graham, Daniel	TE	6-3	253	11/16/78	R	Colorado	Denver, Colo.
97	Green, Jarvis	DE	6-3	285	01/12/79	R	Louisiana State	Donaldsonville, La.
91	Hamilton, Bobby	DE	6-5	280	07/01/71	8	Southern Mississippi	Columbia, Miss.
23	Harris, Antwan	S	5-9	194	05/29/77	3	Virginia	Raleigh, N.C.
22	Hayes, Chris	S	6-0	205	05/07/72	6	Washington State	San Bernadino, Calif.
81	Hayes, Donald	WR	6-4	220	07/13/75	5	Wisconsin	Madison, Wis.
49	Holloway, Jabari	TE	6-2	260	12/18/78	2	Notre Dame	Riverdale, Ga.
19	Huard, Damon	QB	6-3	215	07/09/73	6	Washington	Puyallup, Wash.
60	Inzer, Drew	OL	6-4	305	12/05/79	1	Brown	North Smithfield, R.I.
53	Izzo, Larry	LB	5-10	228	09/26/74	7	Rice	Houston, Texas
52	Johnson, Ted	LB	6-4	253	12/04/72	8	Colorado	Alameda, Calif.
74	Jones, Kenyatta	T	6-3	310	01/18/79	2	South Florida	Gainesville, Fla.
34	Jones, Tebucky	FS	6-2	218	10/06/74	5	Syracuse	New Britain, Conn.
31	Kelly, Ben	CB	5-9	185	09/15/78	3	Colorado	Cleveland, Ohio
37	Kelly, Rob	S	6-0	205	06/21/74	5	Ohio State	Mt. Vernon, Ohio
70	Klemm, Adrian	T	6-3	312	05/21/77	3	Hawaii	Los Angeles, Calif.
29	Knight, Tommy	CB	6-0	202	12/29/74	6	Iowa	Marlton, N.J.
24	Law, Ty	CB	5-11	200	02/10/74	8	Michigan	Aliquippa, Pa.
72	Light, Matt	T	6-4	305	06/23/78	2	Purdue	Greenville, Ohio
69	Lockhart, Radell	DE	6-2	250	05/11/79	1	Catawba	Charlotte, N.C.
48	Love, Arther	TE	6-4	255	09/18/77	2	South Carolina State	Soperton, Ga.
96	Lyle, Rick	DL	6-5	285	02/26/71	9	Missouri	Hickman Hills, Mo.
90	Martin, Steve	DT	6-4	320	05/31/74	7	Missouri	St. Paul, Minn.
16	McCready, Scott	WR	6-0	200	02/01/77	1	South Florida	Tampa, Fla.
55	McGinest, Willie	DE	6-5	270	12/11/71	9	Southern Cal	Long Beach, Calif.
36	Milloy, Lawyer	SS	6-0	210	11/14/73	7	Washington	Tacoma, Wash.
46	Moore, Marty	LB	6-1	245	03/19/71	9	Kentucky	Bell County, Ky.

2002 New England Patriots Alphabetical Roster (cont.)

#	NAME	POS	HT	WT	BORN	YR	COLLEGE	H.S. HOMETOWN
25	Myers, Leonard	CB	5-10	198	12/18/78	2	Miami (Fla.)	Fort Lauderdale , Fla.
61	Neal, Stephen	OL	6-4	305	10/09/76	1	Cal State-Bakersfield	San Diego, Calif.
92	Nugent, David	DE	6-4	295	10/27/77	3	Purdue	Collierville, Tenn.
35	Pass, Patrick	FB	5-10	217	12/31/77	3	Georgia	Tucker, Ga.
86	Patten, David	WR	5-10	190	08/19/74	6	Western Carolina	Hopkins, S.C.
66	Paxton, Lonie	LS	6-2	260	03/13/78	3	Sacramento State	Corona, Calif.
51	Phillips, Ryan	LB	6-4	255	02/07/74	6	Idaho	Renton, Wa.
95	Phifer, Roman	LB	6-2	248	03/05/68	12	UCLA	Pineville, N.C.
98	Pleasant, Anthony	DE	6-5	280	01/27/68	13	Tennessee State	Century, Fla.
38	Porter, Daryl	S	5-9	188	01/16/74	5	Boston College	Ft. Lauderdale, Fla.
21	Redmond, J.R.	RB	5-11	215	09/28/77	3	Arizona State	Carson, Calif.
64	Robinson-Randall, Greg	T	6-5	322	06/23/78	3	Michigan State	La Marque, Texas
67	Ruegamer, Grey	C/G	6-5	302	06/01/76	4	Arizona State	Las Vegas, Nevada
94	Sayler, Jace	DL	6-5	295	02/27/79	2	Michigan State	McHenry, Ill.
93	Seymour, Richard	DT	6-6	310	10/06/79	2	Georgia	Gadsden, S.C.
32	Smith, Antowain	RB	6-2	232	03/14/72	6	Houston	Montgomery, Ala.
45	Smith, Otis	CB	5-11	198	10/22/65	13	Missouri	Matairie, La.
71	Sullivan, Chris	DL	6-4	285	03/14/73	7	Boston College	North Attleboro, Mass.
17	Taylor, T.C.	WR	6-3	220	09/22/78	R	Jackson State	Magnolia, Miss.
39	Thomas, Ratcliff	LB	6-0	245	01/02/74	4	Maryland	Alexandria, Va.
47	Tuitele, Maugaula	LB	6-1	255	05/26/78	1	Colorado State	Torrance, Calif.
62	Tylski, Rich	G	6-4	305	02/27/71	7	Utah State	San Diego, Calif.
8	Umholtz, Tony	P	6-0	205	12/13/76	1	South Florida	Osceola, Fla.
4	Vinatieri, Adam	K	6-0	202	12/28/72	7	South Dakota State	Rapid City, S.D.
50	Vrabel, Mike	OLB	6-4	261	08/14/75	6	Ohio State	Akron, Ohio
13	Walter, Ken	P	6-1	207	08/15/72	6	Kent State	Euclid, Ohio
28	Williams, Brock	CB	5-10	195	08/11/79	2	Notre Dame	Hammond, La.
76	Williams, Grant	T	6-7	320	05/10/74	7	Louisiana Tech	Clinton, Miss.
26	Williams, Walter	RB	6-0	210	09/08/77	2	Grambling	Baton Rouge, La.
42	Womack, Antwoine	RB	5-11	225	03/20/78	R	Virginia	Hampton, Va.
65	Woody, Damien	C	6-3	320	11/03/77	4	Boston College	Beaverdam, Va.

HEAD COACH: BILL BELICHICK

ASSISTANTS: Romeo Crennel, Defensive Coordinator/Defensive Line; Brian Daboll, Wide Receivers; Jeff Davidson, Assistant Offensive Line/Tight Ends; Ivan Fears, Running Backs; Pepper Johnson, Inside Linebackers; Eric Mangini, Defensive Backs; Markus Paul, Assistant Strength and Conditioning; Rob Ryan, Outside Linebackers; Dante Scarnecchia, Assistant Head Coach/Offensive Line; Brad Seely, Special Teams; Charlie Weis, Offensive Coordinator/Quarterbacks; Mike Woicik, Strength and Conditioning.

2002 New England Patriots Numerical Roster

#	NAME	POS	HT	WT	AGE	YR	COLLEGE	HOW ACQ.	2001 G/S/D/I	Playoff G/S/D/I
4	Adam Vinatieri	K	6-0	202	28	7	South Dakota State	FA-96	16/0/0/0	3/0/0/0
6	Rohan Davey	QB	6-2	245	24	R	Louisiana State	D4a-02	-/-/-/-	
8	Tony Umholtz	P	6-0	205	25	1	South Florida	FA-02	-/-/-/-	
12	Tom Brady	QB	6-4	225	24	3	Michigan	D6b-00	15/14/1/0	3/3/0/0
13	Ken Walter	P	6-1	207	29	6	Kent State	FA-01	11/0/0/0	3/0/0/0
15	Jimmy Farris	WR	6-0	193	23	1	Montana	FA-01	0/0/0/0	0/0/0/3
16	Scott McCready	WR	6-0	200	24	1	South Florida	FA-01	-/-/-/-	
17	T.C. Taylor	WR	6-3	220	23	R	Jackson State	FA-02	-/-/-/-	
18	David Givens	WR	6-0	212	21	R	Notre Dame	D7b-02	-/-/-/-	
19	Damon Huard	QB	6-3	215	28	6	Washington	UFA (MIA)-01	0/0/7/9	0/0/0/3
21	J.R. Redmond	RB	5-11	215	24	3	Arizona State	D3-00	12/0/1/3	3/1/0/0
22	Chris Hayes	S	6-0	205	29	6	Washington State	FA (NYJ)-02	-/-/-/-	
23	Antwan Harris	S	5-9	194	24	3	Virginia	D6a-00	11/1/0/5	3/0/0/0
24	Ty Law	CB	5-11	200	27	8	Michigan	D1-95	16/16/0/0	3/3/0/0
25	Leonard Myers	CB	5-10	198	23	2	Miami (Fla.)	D6b-01	7/0/0/9	0/0/0/3
26	Walter Williams	RB	6-0	210	23	2	Grambling	FA-01	-/-/-/-	
28	Brock Williams	CB	5-10	195	21	2	Notre Dame	D3-01	-/-/-/-	
29	Tommy Knight	CB	6-0	202	27	6	Iowa	UFA (ARI)-02	-/-/-/-	
30	Je'Rod Cherry	S	6-1	210	28	7	California	FA-01	16/0/0/0	3/0/0/0
31	Ben Kelly	CB	5-9	185	23	3	Colorado	CW (MIA)-01	2/0/0/4	-/-/-/-
32	Antowain Smith	RB	6-2	232	29	6	Houston	FA (BUF)-01	16/15/0/0	3/2/0/0
33	Kevin Faulk	RB	5-8	202	25	4	Louisiana State	D2-99	15/1/0/1	3/0/0/0
34	Tebucky Jones	FS	6-2	218	27	5	Syracuse	D1b-98	16/12/0/0	3/3/0/0
35	Patrick Pass	FB	5-10	217	24	3	Georgia	D7b-00	16/0/0/0	3/0/0/0
36	Lawyer Milloy	SS	6-0	210	28	7	Washington	D2-96	16/16/0/0	3/3/0/0
37	Rob Kelly	S	6-0	205	27	5	Ohio State	FA-02	-/-/-/-	
38	Daryl Porter	S	5-9	188	28	5	Boston College	FA (TEN)-02	-/-/-/-	
39	Ratcliff Thomas	LB	6-0	245	28	4	Maryland	FA-02	-/-/-/-	
41	Ryan Benjamin	LS	6-1	242	24	1	South Florida	FA-02	-/-/-/-	
42	Antwoine Womack	RB	5-11	225	24	R	Virginia	D7a-02	-/-/-/-	
43	Scott Dragos	FB	6-2	250	26	3	Boston College	FA (CHI)-02	-/-/-/-	
44	Marc Edwards	FB	6-0	245	27	6	Notre Dame	UFA (CLE)-01	16/13/0/0	3/3/0/0
45	Otis Smith	CB	5-11	198	36	13	Missouri	FA-00	15/15/0/1	3/3/0/0
46	Marty Moore	LB	6-1	245	31	9	Kentucky	FA-01	3/0/0/0	
47	Maugaula Tuitele	LB	6-1	255	23	1	Colorado State	FA-01	-/-/-/-	
48	Arther Love	TE	6-4	255	23	2	South Carolina State	D6a-01	0/0/0/6	0/0/0/
49	Jabari Holloway	TE	6-2	260	22	2	Notre Dame	D4b-01	-/-/-/-	
50	Mike Vrabel	OLB	6-4	261	26	6	Ohio State	UFA (PIT)-01	16/12/0/0	3/3/0/0
51	Ryan Phillips	LB	6-4	255	28	6	Idaho	UFA (IND)-02	-/-/-/-	
52	Ted Johnson	LB	6-4	253	29	8	Colorado	D2-95	12/5/0/4	3/0/0/0
53	Larry Izzo	LB	5-10	228	27	7	Rice	UFA (MIA)-01	16/0/0/0	3/0/0/0
54	Tedy Bruschi	MLB	6-1	245	28	7	Arizona	D3-96	15/9/0/1	3/3/0/0
55	Willie McGinest	DE	6-5	270	30	9	Southern Cal	D1-94	11/5/0/5	3/1/0/0
58	Matt Chatham	LB	6-4	248	24	3	South Dakota	CW (STL)-00	11/0/0/3	3/0/0/0
60	Drew Inzer	OL	6-4	305	22	1	Brown	FA-01	-/-/-/-	
61	Stephen Neal	OL	6-4	305	24	1	Cal State-Bakersfield	FA-01	0/0/0/3	0/0/0/3
62	Setema Gali	DE	6-4	275	25	1	Brigham Young	FA-01	-/-/-/-	
62	Rich Tylski	G	6-4	305	31	7	Utah State	UFA (PIT)-02	-/-/-/-	
63	Joe Andruzzi	G	6-3	312	26	6	Southern Connecticut St.	FA-00	16/16/0/0	3/3/0/0
64	Greg Robinson-Randall	T	6-5	322	23	3	Michigan State	D4-00	16/16/0/0	3/3/0/0

2002 New England Patriots Numerical Roster (cont.)

#	NAME	POS	HT	WT	AGE	YR	COLLEGE	HOW ACQ.	2001 G/S/D/I	Playoff G/S/D/I
65	Damien Woody	C	6-3	320	24	4	Boston College	D1a-99	16/15/0/0	3/3/0/0
66	Lonie Paxton	LS	6-2	260	23	3	Sacramento State	FA-00	16/0/0/0	3/0/0/0
67	Grey Ruegamer	C/G	6-5	302	25	4	Arizona State	FA-00	14/1/1/1	3/0/0/0
68	Tom Ashworth	OL	6-6	305	24	1	Colorado	FA-01	-/-/-/-	
69	Patrick Downey	C	6-2	300	27	1	New Hampshire	FA-02	-/-/-/-	
69	Radell Lockhart	DE	6-2	250	22	1	Catawba	FA-02	-/-/-/-	
70	Adrian Klemm	T	6-3	312	24	3	Hawaii	D2-00	0/0/2/5	-/-/-/-
71	Chris Sullivan	DL	6-4	285	28	7	Boston College	FA-01	0/0/0/3	0/0/0/3
72	Matt Light	T	6-4	305	23	2	Purdue	D2-01	14/12/0/2	3/3/0/0
74	Kenyatta Jones	T	6-3	310	22	2	South Florida	D4a-01	5/0/1/10	0/0/0/3
75	Maurice Anderson	DT	6-3	296	27	2	Virginia	FA-01	-/-/-/-	
75	Mike Clare	G	6-3	320	23	1	Harvard	FA-02	-/-/-/-	
76	Grant Williams	T	6-7	320	27	7	Louisiana Tech	UFA (SEA)-00	14/4/0/2	3/0/0/0
77	Mike Compton	G/C	6-6	310	31	10	West Virginia	UFA (DET)-01	16/16/0/0	3/3/0/0
80	Troy Brown	WR	5-10	193	30	10	Marshall	D8-93	16/13/0/0	3/3/0/0
81	Donald Hayes	WR	6-4	220	26	5	Wisconsin	UFA (CAR)-02	-/-/-/-	
82	Daniel Graham	TE	6-3	253	23	R	Colorado	D1-02	-/-/-/-	
83	Deion Branch	WR	5-9	193	22	R	Louisville	D2-02	-/-/-/-	
84	Fred Coleman	WR	6-0	192	26	2	Washington	FA-01	8/0/0/0	3/0/0/0
85	Cameron Cleeland	TE	6-4	272	26	5	Washington	UFA (NO)-02	-/-/-/-	-/-/-/-
86	David Patten	WR	5-10	190	27	6	Western Carolina	UFA (CLE)-01	16/14/0/0	3/3/0/0
88	Christian Fauria	TE	6-4	250	30	8	Colorado	UFA (SEA)-02	-/-/-/-	
90	Steve Martin	DT	6-4	320	27	7	Missouri	UFA (NYJ)-02	-/-/-/-	
91	Bobby Hamilton	DE	6-5	280	30	8	Southern Mississippi	UFA (NYJ)-00	16/15/0/0	3/3/0/0
92	David Nugent	DE	6-4	295	24	3	Purdue	D6c-00	9/1/1/1	0/0/0/3
93	Richard Seymour	DT	6-6	310	22	2	Georgia	D1-01	13/10/0/3	3/2/0/0
94	Jace Sayler	DL	6-5	295	23	2	Michigan State	FA-01	2/1/0/1	-/-/-/-
95	Roman Phifer	LB	6-4	248	34	12	UCLA	FA-01 (NYJ)-01	16/16/0/0	3/3/0/0
96	Rick Lyle	DL	6-5	285	31	9	Missouri	UFA (NYJ)-02	-/-/-/-	
97	Jarvis Green	DE	6-3	285	23	R	Louisiana State	D4b-02	-/-/-/-	
98	Anthony Pleasant	DE	6-5	280	33	13	Tennessee State	UFA (SF)-01	16/16/0/0	3/3/0/0

HEAD COACH: BILL BELICHICK

ASSISTANTS: Romeo Crennel, Defensive Coordinator/Defensive Line; Brian Daboll, Wide Receivers; Jeff Davidson, Assistant Offensive Line/Tight Ends; Ivan Fears, Running Backs; Pepper Johnson, Inside Linebackers; Eric Mangini, Defensive Backs; Markus Paul, Assistant Strength and Conditioning; Rob Ryan, Outside Linebackers; Dante Scarnecchia, Assistant Head Coach/Offensive Line; Brad Seely, Special Teams; Charlie Weis, Offensive Coordinator/Quarterbacks; Mike Woicik, Strength and Conditioning.

How the Patriots Were Built

YEAR	DRAFTEES (29)	VETERAN FREE AGENTS (30)	WAIVERS (2)/ TRADES (0)	ROOKIE AND FIRST-YEAR FREE AGENTS (20)
1993	Troy Brown (8)			
1994	Willie McGinest (1)			
1995	Ty Law (1) Ted Johnson (2)			
1996	Lawyer Milloy (2) Tedy Bruschi (3)			Adam Vinatieri (fa)
1997				
1998	Tebucky Jones (1b)			
1999	Damien Woody (1a) Kevin Faulk (2)			
2000	Adrian Klemm (2) J.R. Redmond (3) Greg Robinson-Randall (4) Antwan Harris (6a) Tom Brady (6b) David Nugent (6c) Patrick Pass (7b)	Joe Andruzzi (fa) (G.B.) Bobby Hamilton (fa) (NYJ) Otis Smith (fa) (NYJ) Grant Williams (fa) (SEA)*	Matt Chatham (fa) (cw-STL)	Lonie Paxton (fa) Grey Ruegamer (fa)
2001	Richard Seymour (1) Matt Light (2) Brock Williams (3) Kenyatta Jones (4a) Jabari Holloway (4b) Arther Love (6a) Leonard Myers (6b)	Je'Rod Cherry (2) (PHI) Mike Compton (3) (DET)* Marc Edwards (2) (CLE)* Damon Huard (fa) (MIA) Larry Izzo (fa) (MIA)* Marty Moore (7) (CLE) David Patten (fa) (CLE) * Roman Phifer (2) (NYJ) Anthony Pleasant (3) (SF)* Antowain Smith (1) (BUF) Chris Sullivan (4) (PIT) Mike Vrabel (3) (PIT)* Ken Walter (fa) (CAR)	Ben Kelly (3) (cw-MIA)	Maurice Anderson (fa) Tom Ashworth (fa) Fred Coleman (6) Jimmy Farris (fa) Setema Gali (fa) Drew Inzer (fa) Scott McCready (fa) Stephen Neal (fa) Jace Sayler (fa) Maugaula Tuitele (fa) Walter Williams (fa)
2002	Daniel Graham (1) Deion Branch (2) Rohan Davey (4a) Jarvis Green (4b) Antwoine Womack (7a) David Givens (7b)	Cameron Cleeland (2) (NO)* Scott Dragos (fa) (CHI) Christian Fauria (2) (SEA)* Chris Hayes (7) (NYJ) Donald Hayes (4) (CAR)* Rob Kelly (2) (NO) Tommy Knight (1) (ARI)* Rick Lyle (fa) (NYJ)* Steve Martin (5) (NYJ)* Ryan Phillips (3) (IND)* Daryl Porter (6) (TEN)* Ratcliff Thomas (fa) (IND) Rich Tylski (fa) (PIT)*		Ryan Benjamin (fa) Mike Clare (fa) Patrick Downey (fa) Radell Lockhart (fa) T.C. Taylor (fa) Tony Umholtz (fa)

* unrestricted free agent
(#) - indicates round drafted
(fa) - indicates non-drafted free agents

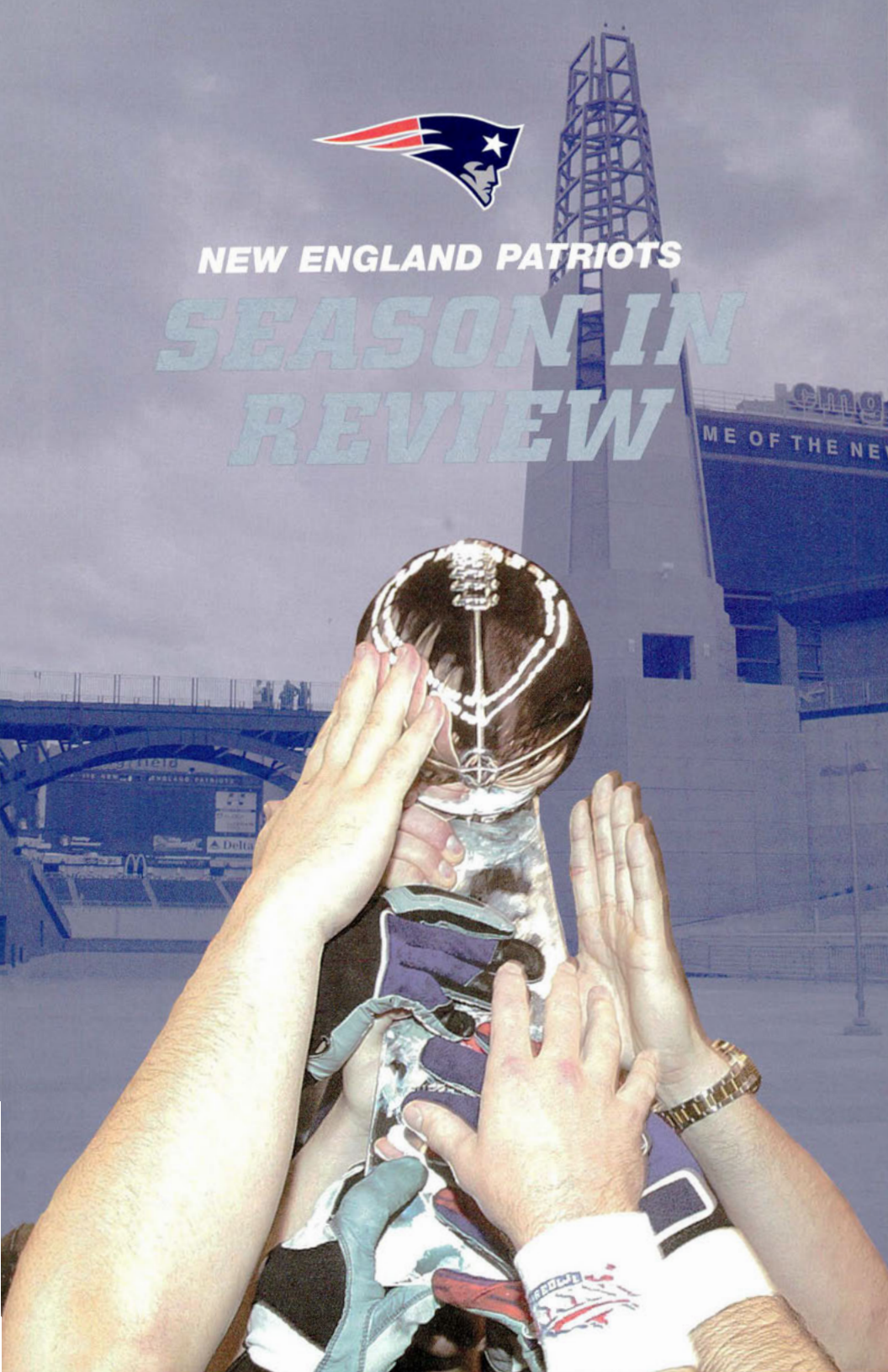
NEW ENGLAND PATRIOTS
SEASON IN REVIEW

2001 Final Regular Season Standings

AMERICAN FOOTBALL CONFERNCE

AFC East	W	L	T	Pct.	PF	PA	Hm	Rd	AFC	NFC	DIV
yz-NE	**11**	**5**	**0**	**.688**	**371**	**272**	**6-2**	**5-3**	**8-4**	**3-1**	**6-2**
x-Miami	11	5	0	.688	344	290	7-1	4-4	9-3	2-2	5-3
x-NY Jets	10	6	0	.625	308	295	3-5	7-1	8-4	2-2	5-3
Indianapolis	6	10	0	.375	413	486	3-5	3-5	5-7	1-3	3-5
Buffalo	3	13	0	.188	265	420	1-7	2-6	2-10	1-3	1-7

AFC Central	W	L	T	Pct.	PF	PA	Hm	Rd	AFC	NFC	DIV
*yz-Pittsburgh	13	3	0	.812	352	212	7-1	6-2	10-3	3-0	7-3
Baltimore	10	6	0	.625	303	265	6-2	4-4	8-4	2-2	6-4
Cleveland	7	9	0	.438	285	319	4-4	3-5	6-7	1-2	5-5
Tennessee	7	9	0	.438	336	388	3-5	4-4	4-8	3-1	3-7
Jacksonville	6	10	0	.375	294	286	3-5	3-5	5-8	1-2	5-5
Cincinnati	6	10	0	.375	226	309	4-4	2-6	5-8	1-2	4-6

AFC West	W	L	T	Pct.	PF	PA	Hm	Rd	AFC	NFC	DIV
y-Oakland	10	6	0	.625	399	327	5-3	5-3	7-5	3-1	6-2
Seattle	9	7	0	.562	301	324	6-2	3-5	8-4	1-3	5-3
Denver	8	8	0	.500	340	339	6-2	2-6	5-7	3-1	4-4
Kansas City	6	10	0	.375	320	344	3-5	3-5	5-7	1-3	4-4
San Diego	5	11	0	.312	332	321	4-4	1-7	3-9	2-2	1-7

NATIONAL FOOTBALL CONFERNCE

NFC East	W	L	T	Pct.	PF	PA	Hm	Rd	AFC	NFC	DIV
y-Philadelphia	11	5	0	.688	343	208	4-4	7-1	3-1	8-4	6-2
Washington	8	8	0	.500	256	303	4-4	4-4	2-2	6-6	4-4
NY Giants	7	9	0	.438	294	321	5-3	2-6	2-2	5-7	4-4
Arizona	7	9	0	.438	295	343	3-5	4-4	3-1	4-8	2-6
Dallas	5	11	0	.312	246	338	4-4	1-7	0-4	5-7	4-4

NFC Central	W	L	T	Pct.	PF	PA	Hm	Rd	AFC	NFC	DIV
yz-Chicago	13	3	0	.812	338	203	7-1	6-2	3-1	10-2	6-2
x-Green Bay	12	4	0	.750	390	266	7-1	5-3	3-1	9-3	6-2
x-Tampa Bay	9	7	0	.562	324	280	5-3	4-4	2-2	7-5	4-4
Minnesota	5	11	0	.312	290	390	5-3	0-8	1-3	4-8	3-5
Detroit	2	14	0	.125	270	424	2-6	0-8	0-4	2-10	1-7

NFC West	W	L	T	Pct.	PF	PA	Hm	Rd	AFC	NFC	DIV
*yz-St. Louis	14	2	0	.875	503	273	6-2	8-0	4-0	10-2	7-1
x-San Fran	12	4	0	.750	409	282	7-1	5-3	4-0	8-4	6-2
New Orleans	7	9	0	.438	333	409	3-5	4-4	2-2	5-7	4-4
Atlanta	7	9	0	.438	291	377	3-5	4-4	1-3	6-6	3-5
Carolina	1	15	0	.062	253	410	0-8	1-7	0-4	1-11	0-8

x-clinched playoff berth/y-clinched division title/z-clinched first-round bye/*-home field advantage throughout playoffs

2001 POSTSEASON RESULTS

AFC WILDCARD WEEKEND
Sat., Jan. 12 at Oakland 38 .....NY Jets 24
Sun., Jan. 13 Baltimore 20 .....at Miami 3

AFC DIVISIONAL PLAYOFFS
Sat., Jan. 19 at New England 16 ....Oakland 13 ot
Sun., Jan. 20 at Pittsburgh 27 .....Baltimore 10

AFC CHAMPIONSHIP GAME
Sun., Jan. 27 New England 24 .....at Pittsburgh 17

NFC WILDCARD WEEKEND
Sat., Jan. 12 at Philadelphia 31 .....Tampa Bay 3
Sun., Jan. 13 at Green Bay 25 .....San Francisco 15

NFC DIVISIONAL PLAYOFFS
Sat., Jan. 19 Philadelphia 33 .....at Chicago 19
Sun., Jan. 20 at St. Louis 45 .....Green Bay 17

NFC CHAMPIONSHIP GAME
Sun., Jan. 27 at St. Louis 29 .....Philadelphia 24

SUPER BOWL XXXVI - at New Orleans, La., February 3, 2002
New England 20, St. Louis 17

PRO BOWL At Honolulu, Hawaii, February 9, 2002 AFC 38, NFC 30

The Patriots 2001 Record When...

	Regular Season
Overall Record	**11-5**
Home	6-2
Away	5-3
By Month	
September	1-2
October	2-2
November	3-1
December	4-0
January	1-0
vs. AFC	8-4
East	6-2
Central	1-1
West	1-1
vs. NFC	3-1
East	0-0
Central	0-0
West	3-1
Playing Conditions	
On Grass	8-5
On Artificial Turf	3-0
Outdoors	9-5
Indoors	2-0
Win Opening Coin Toss	5-2
Lose Opening Coin Toss	6-3

	Regular Season
Scoring First	9-4
Leading at the Half	10-1
Tied at the Half	0-2
Trailing at the Half	1-2
Leading After 3 Qtrs	10-0
Tied after 3 Qtrs	0-0
Trailing after 3 Qtrs	1-5
In Overtime	2-0
Outcomes of 7 pts or less	4-3
Outcomes of 3 pts or less	3-0
Patriots Outgain Opposition	6-1
Patriots Out-Rush Opposition	6-1
Patriots Out-Pass Opposition	4-2
+ Turnover Margin	7-1
- Tunover Margin	3-3
Even Turnover Margin	1-1
With 100-yard Rusher	4-0
With 300-yard Passer	1-0
With 100-yard Receiver	2-1
Opponent 100-yard Rusher	2-3
Opponent 300-yard Passer	3-1
Opponent 100-yard Receiver	3-3

2001 Patriots Weekly NFL Rankings

	NFL RANKINGS						AFC RANKINGS					
	OFFENSE			DEFENSE			OFFENSE			DEFENSE		
Week	Total	Rush	Pass	Total	Rush	Pass	Total	Rush	Pass	Total	Rush	Pass
1	17	23	12	24	29	12	10	14	5	14	16	7
2	19	22	15	13	27	7	9	14	7	7	15	3
3	15	8	17t	12	23	11	7	4	7t	6	13	6
4	26	17	27	13	26	7	14	10	14	8	13	5
5	20	24t	17	16	23	9	10	15t	6	10	12	6
6	19	25	14	22	26	14	10	14	5	12	13	9
7	19	22	17	22	22	19t	10	13	8	13	12	13
8	17	23	15	21	25	11	9	13	7	12	13	8
9	21	19t	22	17	21	12	12	11	11	9	11	7
10	24	21	22	24	20	21	12	12	11	15	10	14
11	18	15	21	25	20	24	10	8	11	15	10	15
12	21	18	19	24	20	23	11	10	10	14	10	13
13	21	21	19	24	20	22	11	12	10	14	10	14
14	19	17	18	24	18	21	10	9	10	14	10	13
15	20	11	23	25	17	26	11	7	12	15	9	15
16	21	12	22	24	17	24	11	8	11	14	9	14
17	19	13	22	24	19	24	9	9	11	14	10	14

2001 Final Regular Season Offensive Statistics

Head Coach: Bill Belichick (11-5) • First in AFC-East • Home Stadium: Foxboro Stadium

DATE	W/L	SCORE	OPPONENT	ATTENDANCE
09/09	L	17-23	at Cincinnati	51,521
09/23	L	3-10	New York Jets	60,292
09/30	W	44-13	Indianapolis	60,292
10/07	L	10-30	at Miami	73,024
10/14	W	29-26	San Diego OT	60,292
10/21	W	38-17	at Indianapolis	56,022
10/28	L	20-31	at Denver	74,750
11/04	W	24-10	at Atlanta	45,572
11/11	W	21-11	Buffalo	60,292
11/18	L	17-24	St. Louis	60,292
11/25	W	34-17	New Orleans	60,292
12/02	W	17-16	at New York Jets	78,712
12/09	W	27-16	Cleveland	60,292
12/16	W	12-9	at Buffalo OT	45,527
12/22	W	20-13	Miami	60,292
01/06	W	38-6	at Carolina	71,907
AFC PLAYOFFS				
01/19	W	16-13	Oakland OT	60,292
01/27	W	24-17	at Pittsburgh	64,704
SUPER BOWL XXXVI				
02/03	W	20-17	St. Louis	72,922

Team Statistics

	PATS	OPP
TOTAL FIRST DOWNS	**292**	**303**
Rushing	101	99
Passing	163	171
Penalty	28	33
3rd Down: Made/Att	91/221	80/215
3rd Down Pct.	41.2	37.2
4th Down: Made/Att	7/17	5/15
4th Down Pct.	41.2	33.3
POSSESSION AVG.	**30:48**	**29:12**
TOTAL NET YARDS	**4882**	**5352**
Avg. Per Game	305.1	334.5
Total Plays	1001	1016
Avg. Per Play	4.9	5.3
NET YARDS RUSHING	**1793**	**1855**
Avg. Per Game	112.1	115.9
Total Rushes	473	429
NET YARDS PASSING	**3089**	**3497**
Avg. Per Game	193.1	218.6
Sacked/Yards Lost	46/237	41/234
Gross Yards	3326	3731
Att./Completions	482/306	546/299
Completion Pct.	63.5	54.8
Had Intercepted	15	22
PUNTS/AVERAGE	**74/41.1**	**73/39.5**
NET PUNTING AVG.	**74/38.1**	**73/31.6**
PENALTIES/YARDS	**92/802**	**93/839**
FUMBLES/BALL LOST	**29/13**	**23/13**
TOUCHDOWNS	**43**	**26**
Rushing	15	7
Passing	21	15
Returns	7	4

Score by Periods	1	2	3	4	OT	Total
TEAM	**74**	**133**	**58**	**100**	**6**	**371**
OPPONENTS	**54**	**51**	**94**	**73**	**0**	**272**

SCORING	TD	Ru	Pa	Rt	PAT	FG	S	TP
Vinatieri	0	0	0	0	41/42	24/30	0	113
A. Smith	13	12	1	0			0	78
Brown	7	0	5	2			0	42
Patten	5	1	4	0			0	30
Wiggins	4	0	4	0			0	24
M. Edwards	3	1	2	0			0	18
Faulk	3	1	2	0			0	18
Law	2	0	0	2			0	12
O. Smith	2	0	0	2			0	12
Buckley	1	0	0	1			0	6
Glenn	1	0	1	0			0	6
C. Johnson	1	0	1	0			0	6
Pass	1	0	1	0			0	6
Team	**43**	**15**	**21**	**7**	**41/42**	**24/30**	**0**	**371**
Opponents	**26**	**7**	**15**	**4**	**22/22**	**30/41**	**0**	**272**

2-Pt. Conversions: TEAM 0-1, OPPONENTS 2-4

PASSING	ATT	CMP	YARDS	CMP%	YDS/ATT	TD	TD%	INT	INT%	LG	SK/YDS	RATING
Brady	413	264	2843	63.9	6.88	18	4.4	12	2.9	91t	41/216	86.5
Bledsoe	66	40	400	60.6	6.06	2	3.0	2	3.0	58	5/21	75.3
Patten	2	1	60	50.0	30.00	1	50.0	1	50.0	60t	0/0	95.8
Faulk	1	1	23	100.0	23.00	0	0.0	0	0.0	23	0/0	118.8
Team	**482**	**306**	**3326**	**63.5**	**6.90**	**21**	**4.4**	**15**	**3.1**	**91t**	**46/237**	**85.3**
Opp.	**546**	**299**	**3731**	**54.8**	**6.83**	**15**	**2.7**	**22**	**4.0**	**68**	**41/234**	**68.6**

RUSHING	NO	YDS	AVG	LG	TD
A. Smith	287	1157	4.0	44	12
Faulk	41	169	4.1	24	1
M. Edwards	51	141	2.8	14	1
Redmond	35	119	3.4	16	0
Brown	11	91	8.3	31	0
Patten	5	67	13.4	29t	1
Brady	36	43	1.2	12	0
Bledsoe	5	18	3.6	8	0
Pass	1	7	7.0	7	0
L. Johnson	1	-19	-19.0	-19	0
Team	**473**	**1793**	**3.8**	**44**	**15**
Opponents	**429**	**1855**	**4.3**	**58**	**7**

RECEIVING	NO	YDS	AVG	LG	TD
Brown	101	1199	11.9	60t	5
Patten	51	749	14.7	91t	4
Faulk	30	189	6.3	28	2
M. Edwards	25	166	6.6	17	2
A. Smith	19	192	10.1	41t	1
Glenn	14	204	14.6	23	1
Wiggins	14	133	9.5	31	4
C. Johnson	14	111	7.9	24t	1
Redmond	13	132	10.2	17	0
Pass	6	66	11.0	23t	1
Rutledge	5	35	7.0	9	0
Small	4	29	7.3	11	0
Emanuel TM	4	25	6.3	16	0
Coleman	2	50	25.0	46	0
Jackson	2	16	8.0	12	0
Brady	1	23	23.0	23	0
Cox	1	7	7.0	7	0
Team	**306**	**3326**	**10.9**	**91t**	**21**
Opponents	**299**	**3731**	**12.5**	**68**	**15**

INTERCEPTIONS	NO	YDS	AVG	LG	TD
O. Smith	5	181	36.2	78t	2
Law	3	91	30.3	46t	2
Buckley	3	76	25.3	52t	1
Vrabel	2	27	13.5	15	0
Milloy	2	21	10.5	21	0
Bruschi	2	7	3.5	4	0
Pleasant	2	0	0.0	0	0
Phifer	1	14	14.0	14	0
Stevens	1	9	9.0	9	0
T. Jones	1	-4	-4.0	-4	0
Team	**22**	**422**	**19.2**	**78t**	**5**
Opponents	**15**	**273**	**18.2**	**49t**	**2**

PUNTING	No	Yds	Avg	Net	TB	In20	Lg	Blk
Walter	49	1964	40.1	38.1	2	24	58	0
L.JohnsonTM	24	1045	43.5	38.3	3	3	76	0
Vinatieri	1	33	33.0	33.0	0	1	33	0
Team	**74**	**3042**	**41.1**	**38.1**	**5**	**28**	**76**	**0**
Opp.	**73**	**2885**	**39.5**	**31.6**	**7**	**18**	**61**	**0**

PUNT RETURNS	No	FC	Yds	Avg	Lg	TD
Brown	29	15	413	14.2	85t	2
Faulk	4	0	27	6.8	10	0
Team	**33**	**15**	**440**	**13.3**	**85t**	**2**
Opponents	**26**	**17**	**124**	**4.8**	**26**	**0**

Sacks: Hamilton 7.0, McGinest 6.0, Pleasant 6.0, Milloy 3.0, Seymour 3.0, Vrabel 3.0, Bruschi 2.0, Phifer 2.0, O.Smith 2.0, Buckley 1.0, T. Jones 1.0, Law 1.0, Mitchell 1.0, Parker 1.0, **Team 41.0,Opponents 46.0**

KICK RETURNS	NO	YDS	AVG	LG	TD
Faulk	33	662	20.1	42	0
Pass	10	222	22.2	33	0
Kelly	7	123	17.6	28	0
Jackson	2	30	15.0	19	0
Patten	2	44	22.0	24	0
Redmond	2	57	28.5	30	0
Brown	1	13	13.0	13	0
Bruschi	1	10	10.0	10	0
M. Edwards	1	23	23.0	23	0
Team	**59**	**1184**	**20.1**	**42**	**0**
Opponents	**75**	**1658**	**22.1**	**64**	**0**

FIELD GOALS	1-19	20-29	30-39	40-49	50+
Vinatieri	1/1	8/8	7/8	7/12	1/1
Team	**1/1**	**8/8**	**7/8**	**7/12**	**1/1**
Opponents	**2/2**	**11/12**	**8/9**	**7/14**	**2/4**

Vinatieri: (39G)(24G)(47G,48G,35G)(37G)(26G 44N,23G,44G)(43G)(24G,44G)(48G)(43N, 45N)(33G) (46N)(28G)(54G,38G,39N,48N)(40G,32G,25G,23G)(32G,23G)(19G)

Opponents: (36G,47G,33G)(26G)())(19G,34G,27G)(21G,36N,27G,59N)(46B,42G,25B,42G,24G)(50G)(58N,49N,20G)(24G,49N)(42N,35G)(48N,43B,31G)(19G,40G,50G)(27G,39G,22G)(43N,41G,25G,41G)(36G,36G)(29G,40G)

Starters: Offense: WR Troy Brown (13), Charles Johnson (1), David Patten (1); LT Matt Light (12), Grant Williams (4); LG Mike Compton (15), Damien Woody (1); C D. Woody (14), M. Compton (1), Grey Ruegamer (1); RG Joe Andruzzi (16); RT Greg Robinson-Randall (16); TE Rod Rutledge (13), Jermaine Wiggins (3); WR D. Patten (13), Bert Emanuel (1); QB Tom Brady (14), Drew Bledsoe (2); RB Antowain Smith (15), Kevin Faulk (1); FB Marc Edwards (13); 2nd TE J. Wiggins (3), R. Rutledge (1); 3rd WR C. Johnson (3); T. Glenn (1).

Defense: DE Bobby Hamilton (15), Willie McGinest (1); NT/DT Brandon Mitchell (11), Richard Seymour (3), Jace Sayler (1). DE/DT Anthony Pleasant (9), R. Seymour (7); OLB/DE A. Pleasant (7), Mike Vrabel (6), W. McGinest (3); ILB/OLB Bryan Cox (7), M. Vrabel (6), W. McGinest (1); ILB/MLB Tedy Bruschi (9), Ted Johnson (5); OLB Roman Phifer (16); LCB Ty Law (16); RCB Otis Smith (15), Terrell Buckley (1); SS Lawyer Milloy (16); FS Tebucky Jones (12), Matt Stevens (3); 5th DB Terrence Shaw (4), Antwan Harris (1); 6th DB M. Stevens (1).

2001 Coaching Staff: Ned Burke, Coaching Assistant; Romeo Crennel, Defensive Coordinator; Brian Daboll, Coaching Assistant; Jeff Davidson, Assistant Offensive Line; Ivan Fears, Wide Receivers; Pepper Johnson, Inside Linebackers; Eric Mangini, Defensive Backs; Randy Melvin, Defensive Line; Markus Paul, Assistant Strength and Conditioning; Rob Ryan, Outside Linebackers; Dante Scarnecchia, Assistant Head Coach/Offensive Line; Brad Seely, Special Teams; Charlie Weis, Offensive Coordinator/Running Backs; Mike Woicik, Strength and Conditioning.

Pro Bowl (4): QB Tom Brady (1), WR Troy Brown (1), CB Ty Law (2), S Lawyer Milloy (3).

2001 Final Regular Season Defensive Statistics

	DEFENSIVE STATISTICS										SPECIAL TEAMS					
NAME	TT	UT	A	S/	YL	Int/	Yds	PD	FF	FR	TT	UT	A	FF	FR	B
Lawyer Milloy	113	77	36	3.0	24.5	2	21	4	-	1	-	-	-	-	-	-
Roman Phifer	92	71	21	2.0	9.0	1	14	5	2	2	1	1	-	-	-	-
Tedy Bruschi	73	54	19	2.0	4.0	2	7	3	3	1	3	1	2	-	-	-
Ty Law	70	60	10	1.0	7.0	3	91	9	-	-	-	-	-	-	-	-
Mike Vrabel	60	37	23	3.0	14.0	2	27	9	-	-	3	3	-	-	-	-
Otis Smith	57	50	7	2.0	6.0	5	181	19	-	1	6	5	1	-	-	-
Tebucky Jones	57	41	16	1.0	8.0	1	-4	5	3	-	15	12	3	-	-	1
Bobby Hamilton	52	31	21	7.0	41.5	-	-	5	-	1	-	-	-	-	-	-
Bryan Cox	49	34	15	-	-	-	-	1	-	1	-	-	-	-	-	-
Ted Johnson	46	33	13	-	-	-	-	4	1	1	-	-	-	-	-	-
Richard Seymour	44	25	19	3.0	18.0	-	-	1	-	1	-	-	-	-	-	1
Anthony Pleasant	43	35	8	6.0	34.0	2	0	4	1	-	-	-	-	-	-	-
Brandon Mitchell	43	26	17	1.0	5.0	-	-	-	-	-	-	-	-	-	-	1
Matt Stevens	37	24	13	-	-	1	9	2	-	-	6	6	-	-	-	-
Willie McGinest	33	25	8	6.0	35.0	-	-	2	1	-	-	-	-	-	-	-
Terrell Buckley	26	24	2	1.0	11.0	3	76	7	-	-	1	1	-	-	-	-
Terrance Shaw	22	19	3	-	-	-	-	4	-	-	5	4	1	-	-	-
Riddick Parker	10	7	3	1.0	6.0	-	-	-	-	1	-	-	-	-	-	-
Leonard Myers	5	3	2	-	-	-	-	1	-	-	2	2	-	-	-	-
David Nugent	4	3	1	-	-	-	-	-	-	-	-	-	-	-	-	-
Antwan Harris	4	2	2	-	-	-	-	1	-	-	3	2	1	-	-	-
Je'Rod Cherry	3	2	1	-	-	-	-	1	-	-	12	9	3	-	-	-
TEAM	2	2	0	2.0	16.0	-	-	-	1	-	-	-	-	-	-	-
Matt Chatham	2	2	0	-	-	-	-	-	-	-	12	11	1	-	-	-
Jayce Sayler	2	1	1	-	-	-	-	-	-	-	-	-	-	-	-	-
Larry Izzo	2	1	1	-	-	-	-	-	-	1	22	15	7	-	-	-
Marty Moore	2	0	2	-	-	-	-	-	-	-	-	-	-	-	-	-
Patrick Pass	0	0	0	-	-	-	-	-	-	-	11	9	2	-	1	-
Hakim Akbar	0	0	0	-	-	-	-	-	-	-	5	2	3	-	-	-
Adam Vinatieri	0	0	0	-	-	-	-	-	-	-	4	3	1	-	-	-
TJ Turner	0	0	0	-	-	-	-	-	-	-	3	1	2	-	-	-
J.R. Redmond	0	0	0	-	-	-	-	-	-	-	3	2	1	-	-	-
Fred Coleman	0	0	0	-	-	-	-	-	-	-	2	2	-	-	1	-
Marc Edwards	0	0	0	-	-	-	-	-	-	-	2	1	1	-	-	-
Maugaula Tuitele	0	0	0	-	-	-	-	-	-	-	1	1	-	-	-	-
Lonnie Paxton	0	0	0	-	-	-	-	-	-	-	1	1	-	-	-	-
Totals	**953**	**689**	**264**	**41.0**	**239.0**	**22**	**422**	**87**	**12**	**11**	**123**	**94**	**29**	**0**	**2**	**3**

2001 Miscellaneous Statistics

Fumbles - Lost (29-13)

Player	No.	Lost	Own Rec.	O.B.
Tom Brady	12	3	4	0
Antowain Smith	4	4	1	0
Marc Edwards	3	3	1	0
Troy Brown	2	1	1	0
Kevin Faulk	2	1	1	0
Lee Johnson	1	1	0	0
Drew Bledsoe	1	0	1	1
Mike Compton	1	0	0	0
Tedy Bruschi	1	0	0	0
Anthony Pleasant	1	0	0	0
David Patten	1	0	0	1
Jermaine Wiggins	0	0	1	0
Joe Andruzzi	0	0	1	0
Damien Woody	0	0	1	0
Otis Smith	0	0	1	0
Matt Stevens	0	0	1	0
Totals	**29**	**13**	**14**	**2**

Misc. Offensive Stats

Player	Tkl	Ast	FF	FR
Troy Brown	3	0	0	0
Tom Brady	3	0	0	0
Jermaine Wiggins	2	0	0	0
Joe Andruzzi	1	0	0	0
Terrell Buckley	1	0	0	0
Marc Edwards	1	0	0	0
Kevin Faulk	1	0	0	0
Charles Johnson	1	0	0	0
David Patten	1	0	0	0
J.R. Redmond	1	0	0	0
Totals	**15**	**0**	**0**	**0**

2001 Postseason Offensive Statistics

DATE	W/L	SCORE	OPPONENT	ATTENDANCE
01/19	W	16-13	Oakland ot	60,292
01/27	W	24-17	at Pittsburgh	64,704
02/03	W	20-17	St. Louis	72,922

Team Statistics

	PATS	OPP
TOTAL FIRST DOWNS	**52**	**63**
Rushing	15	15
Passing	36	40
Penalty	1	8
3rd Down: Made/Att	12/44	13/42
3rd Down Pct.	27.3	31.0
4th Down: Made/Att	1/3	0/0
4th Down Pct.	33.3	0.0
POSSESSION AVG.	**31:02**	**28:58**
TOTAL NET YARDS	**891**	**963**
Avg. Per Game	297.0	321.0
Total Plays	206	198
Avg. Per Play	4.3	4.9
NET YARDS RUSHING	**268**	**225**
Avg. Per Game	89.3	75.0
Total Rushes	80	74
NET YARDS PASSING	**623**	**738**
Avg. Per Game	207.7	246.0
Sacked/Yards Lost	8/51	7/41
Gross Yards	674	779
Att./Completions	118/70	117/69
Completion Pct.	59.3	59.0
Had Intercepted	1	5
PUNTS/AVERAGE	**23/39.1**	**19/40.5**
NET PUNTING AVG.	**23/34.2**	**19/30.3**
PENALTIES/YARDS	**18/133**	**13/84**
FUMBLES/BALL LOST	**3/0**	**4/2**
TOUCHDOWNS	**6**	**5**
Rushing	1	3
Passing	2	2
Returns	3	0

Score by Periods	1	2	3	4	OT	Total
TEAM	7	21	13	16	3	60
OPPONENTS	3	10	20	14	0	47

SCORING	TD	Ru	Pa	Rt	PAT	FG	S	TP
Vinatieri	0	0	0	0	6/6	6/7	0	24
Patten	2	0	2	0			0	12
Brady	1	1	0	0			0	6
Brown	1	0	0	1			0	6
Harris	1	0	0	1			0	6
Law	1	0	0	1			0	6
Team	**6**	**1**	**2**	**3**	**6/6**	**6/7**	**0**	**60**
Opponents	**5**	**3**	**2**	**0**	**5/5**	**4/6**	**0**	**47**

2-Pt. Conversions: TEAM 0-0, OPPONENTS 0-0

RUSHING	NO	YDS	AVG	LG	TD
A. Smith	53	204	3.8	19	0
Brady	8	22	2.8	6t	1
Patten	1	22	22.0	22	0
Faulk	3	14	4.7	8	0
Edwards	3	8	2.7	3	0
Redmond	7	6	0.9	7	0
Bledsoe	4	1	0.3	4	0
Brown	1	-9	-9.0	-9	0
Team	**80**	**268**	**3.4**	**22**	**1**
Opponents	**74**	**225**	**3.0**	**34**	**3**

RECEIVING	NO	YDS	AVG	LG	TD
Brown	18	253	14.1	29	0
Wiggins	14	89	6.4	22	0
Patten	13	154	11.8	25	2
Redmond	9	69	7.7	20	0
Edwards	9	62	6.9	13	0
Faulk	4	21	5.3	8	0
C. Johnson	2	22	11.0	15	0
A. Smith	1	4	4.0	4	0
Team	**70**	**674**	**9.6**	**29**	**2**
Opponents	**69**	**779**	**11.3**	**30**	**2**

INTERCEPTIONS	NO	YDS	AVG	LG	TD
Law	1	47	47.0	47t	1
O. Smith	1	30	30.0	30	0
T. Jones	1	19	19.0	19	0
Milloy	1	11	11.0	11	0
Buckley	1	0	0.0	0	0
Team	**5**	**107**	**21.4**	**47t**	**1**
Opponents	**1**	**5**	**5.0**	**5**	**0**

PUNTING	NO	YDS	AVG	NET	TB	In20	LG	BLK
Walter	23	899	39.1	34.2	4	7	53	0
Team	**23**	**899**	**39.1**	**34.2**	**4**	**7**	**53**	**0**
Opp	**19**	**769**	**40.5**	**30.3**	**3**	**6**	**53**	**0**

PUNT RETURNS	NO	FC	YDS	AVG	LG	TD
Brown	9	2	133	14.8	55t	1
Team	**9**	**2**	**133**	**14.8**	**55t**	**1**
Opponents	**7**	**5**	**32**	**4.6**	**28**	**0**

KICK RETURNS	NO	YDS	AVG	LG	TD
Pass	11	263	23.9	35	0
Brown	1	15	15.0	15	0
Team	**12**	**278**	**23.2**	**35**	**0**
Opponents	**13**	**259**	**19.9**	**38**	**0**

FIELD GOALS	1-19	20-29	30-39	40-49	50+
Vinatieri	0/0	2/2	1/1	3/3	0/1
Team	**0/0**	**2/2**	**1/1**	**3/3**	**0/1**
Opponents	**0/0**	**0/0**	**2/3**	**1/1**	**1/2**

Vinatieri: (23G,45G,23G)(44G,50N)(37G,48G)
TEAM: (23G,45G,23G)(44G,50N)(37G,48G)
Opponent: (38G,45G)(30G,34B)(50G,52N)

Sacks: McGinest 2.0, Bruschi 1.5, Hamilton 1.0, Pleasant 1.0, Seymour 1.0, T. Johnson 0.5, TEAM 7.0, OPPONENTS 8.0

PASSING	ATT	CMP	YARDS	CMP%	YDS/ATT	TD	TD%	INT	INT%	LG	SK/YDS	RATING
Brady	97	60	572	61.9	5.90	1	1.0	1	1.0	29	5/36	77.3
Bledsoe	21	10	102	47.6	4.86	1	4.8	0	0.0	18	2/11	77.9
Faulk	0	0	0	---	---	0	---	0	---	---	1/4	---
Team	**118**	**70**	**674**	**59.3**	**5.71**	**2**	**1.7**	**1**	**0.8**	**29**	**8/51**	**77.4**
Opponents	**117**	**69**	**779**	**59.0**	**6.66**	**2**	**1.7**	**5**	**4.3**	**30**	**7/41**	**66.9**

2001 Postseason Defensive Statistics

	DEFENSIVE STATISTICS										SPECIAL TEAMS					
NAME	TT	UT	A	S/	YL	Int/	Yds	PD	FF	FR	TT	UT	A	FF	FR	B
Ty Law	27	24	3	-	-	1	47	5	-	-	-	-	-	-	-	-
Roman Phifer	19	12	7	-	-	-	-	1	-	-	-	-	-	-	-	-
Otis Smith	16	12	4	-	-	1	30	4	-	-	2	2	-	-	-	-
Tedy Bruschi	15	13	2	1.5	7.5	-	-	-	-	1	1	1	-	-	-	-
Tebucky Jones	15	11	4	-	-	1	19	1	-	-	2	2	-	-	-	-
Lawyer Milloy	15	10	5	-	-	1	11	4	-	-	-	-	-	-	-	-
Willie McGinest	11	9	2	2.0	18.0	-	-	1	-	-	-	-	-	-	-	-
Richard Seymour	11	7	4	1.0	7.0	-	-	2	-	-	-	-	-	-	-	-
Mike Vrabel	11	6	5	-	-	-	-	-	-	-	1	1	-	-	-	-
Anthony Pleasant	10	10	0	1.0	2.0	-	-	-	-	-	-	-	-	-	-	-
Bobby Hamilton	10	3	7	1.0	5.0	-	-	1	-	-	-	-	-	-	-	-
Terrell Buckley	5	4	1	-	-	1	0	2	-	1	-	-	-	-	-	-
Bryan Cox	3	2	1	-	-	-	-	-	-	-	-	-	-	-	-	-
Matt Stevens	3	2	1	-	-	-	-	-	-	-	1	-	1	-	-	-
Ted Johnson	3	1	2	0.5	1.5	-	-	-	-	-	-	-	-	-	-	-
Brandon Mitchell	3	1	2	-	-	-	-	-	-	-	-	-	-	-	-	1
Antwan Harris	2	2	0	-	-	-	-	-	1	-	2	2	-	-	-	-
Terrance Shaw	1	1	0	-	-	-	-	3	-	-	2	2	-	-	-	-
Je'Rod Cherry	0	0	0	-	-	-	-	-	-	-	6	4	2	-	-	-
Matt Chatham	0	0	0	-	-	-	-	-	-	-	3	3	-	-	-	-
Larry Izzo	0	0	0	-	-	-	-	-	-	-	2	-	2	-	-	-
Fred Coleman	0	0	0	-	-	-	-	-	-	-	1	1	-	-	-	-
Ken Walter	0	0	0	-	-	-	-	-	-	-	1	1	-	-	-	-
Patrick Pass	0	0	0	-	-	-	-	-	-	-	1	-	1	-	-	-
Totals	**180**	**130**	**50**	**7.0**	**41.0**	**5**	**107**	**24**	**1**	**2**	**25**	**19**	**6**	**0**	**0**	**1**

2001 Miscellaneous Statistics

FUMBLES - LOST (3-0)

	No.	Lost	Own Rec.	O.B.
Tom Brady	1	0	1	0
Larry Izzo	0	0	2	0
Troy Brown	2	0	0	0
Totals	**3**	**0**	**3**	**0**

MISC. OFFENSIVE STATS

	Tkl	Ast	FF	FR
Jermaine Wiggins	1	0	0	0
Totals	**1**	**0**	**0**	**0**

2001 Game-by-Game Team Offense

OFFENSE		FIRST DOWNS				NET OFFENSE		RUSHING			PASSING						PENALTY		PUNTS	
DATE	OPPONENT	TOTAL	Ru	Pa	Pn	Yds	Plays	Yds	Att	Avg	Net	S/YL	Gross	Att-Cmp	Pct	TD-Int	No	Yds	No	Avg
09/09	at Cincinnati	16	3	13	0	292	63	68	21	3.2	224	4/17	241	38-22	57.9%	2-0	3	15	5	48.8
09/23	New York Jets	15	4	8	3	308	65	107	26	4.1	201	1/4	205	38-23	60.5%	0-2	9	85	5	49.4
09/30	Indianapolis	19	8	10	1	336	63	177	39	4.5	159	1/9	168	23-13	56.5%	0-0	7	65	5	35.0
10/07	at Miami	12	5	4	3	149	51	80	23	3.5	69	4/17	86	24-12	50.0%	0-0	3	20	5	44.8
10/14	San Diego	30	6	20	4	374	81	29	24	1.2	345	3/19	364	54-33	61.1%	2-0	7	51	4	38.8
10/21	at Indianapolis	19	6	12	1	385	51	123	30	4.1	262	0/0	262	21-17	81.0%	4-0	4	35	3	36.3
10/28	at Denver	21	7	9	5	300	65	117	24	4.9	183	2/20	203	39-25	64.1%	2-5	7	53	2	44.5
11/04	at Atlanta	21	9	11	1	371	68	135	34	4.0	236	3/14	250	31-21	67.7%	3-0	7	60	6	40.2
11/11	Buffalo	15	6	5	4	205	59	134	31	4.3	71	7/36	107	21/15	71.4%	1-1	7	75	3	38.0
11/18	St. Louis	13	5	8	0	230	49	51	20	2.6	179	2/6	185	27-19	70.4%	1-2	3	15	4	41.0
11/25	New Orleans	26	10	14	2	432	68	191	38	5.0	241	4/17	258	26-19	73.1%	4-0	6	64	4	43.0
12/02	at New York Jets	14	5	9	0	264	54	73	23	3.2	191	3/22	213	28-20	71.4%	0-0	4	28	6	36.2
12/09	Cleveland	18	5	12	1	290	64	81	33	2.5	209	3/9	218	28-19	67.9%	0-2	5	31	4	41.0
12/16	at Buffalo	17	6	11	0	335	67	129	27	4.8	206	5/31	237	35-/9	54.3%	0-1	7	60	7	41.0
12/22	Miami	20	12	5	3	313	67	196	44	4.5	117	3/14	131	20/12	60.0%	1-0	7	75	5	42.2
01/06	at Carolina	16	4	12		298	66	102	36	2.8	196	1/2	198	29/17	58.6%	1-2	6	70	6	37.8
Regular Season Totals		**292**	**101**	**163**	**28**	**4882**	**1001**	**1793**	**473**	**3.8**	**3089**	**46/237**	**3326**	**482/306**	**63.5%**	**21-15**	**92**	**802**	**74**	**41.1**
01/19	Oakland	22	5	17	0	365	84	68	30	2.3	297	2/15	312	52/32	61.5%	0-1	1	15	8	35.0
01/27	at Pittsburgh	15	4	11	0	259	68	67	25	2.7	192	4/25	217	39-22	56.4%	1-0	12	87	7	39.1
02/03	St. Louis	15	6	8	1	267	54	133	25	5.3	134	2/11	145	27-16	59.3%	0-0	5	31	8	43.1
Postseason Totals		**52**	**15**	**36**	**1**	**891**	**206**	**268**	**80**	**3.4**	**623**	**8/51**	**674**	**118-70**	**59.3%**	**1-1**	**18**	**133**	**23**	**39.1**

2001 Game-by-Game Team Defense

DEFENSE		FIRST DOWNS				NET OFFENSE		RUSHING			PASSING						PENALTY		PUNTS	
DATE	OPPONENT	TOTAL	Ru	Pa	Pn	Yds	Plays	Yds	Att	Avg	Net	S/YL	Gross	Att-Cmp	Pct	TD-Int	No	Yds	No	Avg
09/09	at Cincinnati	18	9	9	0	353	61	157	33	4.8	196	1/8	204	27-18	66.7%	1-0	3	20	4	32.8
09/23	New York Jets	14	6	6	2	238	57	111	27	4.1	127	2/10	137	28-16	57.1%	0-0	6	49	9	35.4
09/30	Indianapolis	20	4	15	1	322	70	82	24	3.4	240	3/13	253	43-25	58.1%	1-3	5	60	6	45.8
10/07	at Miami	19	13	6	0	296	65	209	44	4.8	87	0/0	87	21-11	52.4%	1-1	11	86	4	40.8
10/14	San Diego	20	6	11	3	343	61	85	28	3.0	258	1/12	270	32-20	62.5%	1-0	11	93	4	43.0
10/21	at Indianapolis	28	13	14	1	484	72	179	34	5.3	305	4/30	335	34-22	64.7%	1-0	4	53	2	43.0
10/28	at Denver	18	6	11	1	355	61	86	29	3.0	269	2/14	283	30-19	63.3%	2-2	6	66	4	45.5
11/04	at Atlanta	11	3	6	2	244	57	140	19	7.4	104	9/47	151	29-10	34.5%	1-1	7	55	6	37.8
11/11	Buffalo	15	2	8	5	241	59	69	21	3.3	173	5/31	204	34-16	47.1%	1-2	9	75	5	27.2
11/18	St. Louis	26	6	19	1	482	71	86	28	3.1	396	1/5	401	42-30	71.4%	3-2	5	36	2	44.5
11/25	New Orleans	23	6	13	4	428	62	121	22	5.5	307	1/0	307	39-16	41.0%	1-2	5	86	3	36.7
12/02	at New York Jets	18	7	10	1	288	63	131	28	4.7	157	3/15	172	32-18	56.3%	1-2	2	5	3	35.3
12/09	Cleveland	17	6	10	1	277	61	50	19	2.6	227	3/17	244	39-20	51.3%	0-3	2	21	5	45.4
12/16	at Buffalo	19	2	13	4	310	73	98	28	3.5	212	1/7	219	44-22	50.0%	0-1	4	30	8	41.0
12/22	Miami	19	1	14	4	368	58	58	19	3.1	310	2/10	320	37/21	56.8%	1-0	9	67	4	35.3
01/06	at Carolina	18	8	7	3	322	65	198	26	7.6	124	3/20	144	36/15	41.7%	0-3	4	37	4	48.3
Regular Season Totals		**303**	**98**	**172**	**33**	**5351**	**1016**	**1860**	**429**	**4.3**	**3492**	**41/239**	**3731**	**547/299**	**54.7%**	**15-22**	**93**	**839**	**73**	**39.5**
01/19	Oakland	14	4	10	0	230	62	77	30	2.6	153	1/6	159	31/17	54.8%	1-0	4	20	9	39.1
01/27	at Pittsburgh	23	4	14	5	306	67	58	22	2.6	248	3/7	255	42/24	57.1%	0-3	3	25	6	43.0
02/03	St. Louis	26	7	16	3	427	69	90	22	4.1	337	3/28	365	44/28	63.6%	1-2	6	39	4	39.8
Postseason Totals		**63**	**15**	**40**	**8**	**963**	**198**	**225**	**74**	**3.0**	**738**	**7/41**	**779**	**117-69**	**59.0%**	**2-5**	**13**	**84**	**19**	**40.5**

Passing Statistics

Tom Brady

Date	Opponent	Att	Cmp	Yds	Pct	TD	Lg	Int	S	Yds	Rating
09/09	at Cincinnati				did not play						
09/23	New York Jets	10	5	46	.500	0	21	0	0	0	62.9
09/30	Indianapolis	23	13	168	.565	0	38	0	1	9	79.6
10/07	at Miami	24	12	86	.500	0	15	0	4	17	58.7
10/14	San Diego	54	33	364	.611	2	26	0	3	19	93.4
10/21	at Indianapolis	20	16	202	.800	3	91t	0	0	0	148.3
10/28	at Denver	38	25	203	.658	2	30t	4	2	20	57.1
11/04	at Atlanta	31	21	250	.677	3	44t	0	3	14	124.4
11/11	Buffalo	21	15	107	.714	1	26	1	7	36	78.9
11/18	St. Louis	27	19	185	.704	1	27	2	2	6	70.8
11/25	New Orleans	26	19	258	.731	4	41t	0	4	17	143.9
12/02	at New York Jets	28	20	213	.714	0	46	0	3	22	93.3
12/09	Cleveland	28	19	218	.679	0	23	2	3	9	61.3
12/16	at Buffalo	35	19	237	.543	0	40	1	5	31	63.6
12/22	Miami	19	11	108	.579	1	23t	0	3	14	91.6
01/06	at Carolina	29	17	198	.586	1	31	2	1	2	62.1
Regular Season Totals		**413**	**264**	**2843**	**.639**	**18**	**91t**	**12**	**41**	**216**	**86.5**
01/19	Oakland	52	32	312	.615	0	29	1	2	15	70.4
01/27	at Pittsburgh	18	12	115	.667	0	28	0	2	14	84.3
02/03	* St. Louis	27	16	145	.593	1	23	0	1	7	86.2
Postseason Totals		**97**	**60**	**572**	**.619**	**1**	**29**	**1**	**5**	**36**	**77.3**

Drew Bledsoe

Date	Opponent	Att	Cmp	Yds	Pct	TD	Lg	Int	S	Yds	Rating
09/09	at Cincinnati	38	22	241	.579	2	32	0	4	17	94.3
09/23	New York Jets	28	18	159	.643	0	58	2	1	4	49.6
Regular Season Totals		**66**	**40**	**400**	**.606**	**2**	**58**	**2**	**5**	**21**	**75.3**
01/27	at Pittsburgh	21	10	102	.476	1	18	0	2	11	77.9

Bledsoe was inactive as the third quarterback vs. Indianapolis (9/30), at Miami (10/7), San Diego (10/14), at Indianapolis (10/21), at Denver (10/28), at Atlanta (11/4), Buffalo (11/11).

Bledsoe was active but did not play vs. St. Louis (11/18), New Orleans (11/25), at New York Jets (12/2), Cleveland (12/9), at Buffalo (12/16), Miami (12/22), at Carolina (1/6), Oakland (1/19), St. Louis (2/3).

Damon Huard

Huard was inactive as the third quarterback vs. Cincinnati (9/9), New York Jets (9/23), St. Louis (11/18), New Orleans (11/25), at New York Jets (12/2), Cleveland (12/9), at Buffalo (12/16), Miami (12/22), at Carolina (1/6), Oakland (1/19), Pittsburgh (1/27), St. Louis (2/3).
Huard was active but did not play vs. Indianapolis (9/30), at Miami (10/7), San Diego (10/14), at Indianapolis (10/21), at Denver (10/28), at Atlanta (11/4), Buffalo (11/11).

David Patten

Date	Opponent	Att	Cmp	Yds	Pct	TD	Lg	Int	S	Yds	Rating
10/21	at Indianapolis	1	1	60	1.000	1	60t	0	0	0	158.3
10/28	at Denver	1	0	0	.000	0	0	1	0	0	0.0
Regular Season Totals		**2**	**1**	**60**	**.500**	**1**	**60t**	**1**	**0**	**0**	**95.8**

Kevin Faulk

Date	Opponent	Att	Cmp	Yds	Pct	TD	Lg	Int	S	Yds	Rating
12/22	Miami	1	1	23	1.000	0	23	0	0	0	118.8

Rushing Statistics

			ANTOWAIN SMITH					KEVIN FAULK					MARC EDWARDS				
Date		Opponent	No	Yds	Avg	Lg	TD	No	Yds	Avg	Lg	TD	No	Yds	Avg	Lg	TD
09/09	at	Cincinnati	11	33	3.0	11	0			Inactive			4	13	3.3	5	0
09/23		New York Jets	10	20	2.0	5	0	3	19	6.3	13	0	6	31	5.2	14	0
09/30		Indianapolis	22	94	4.3	39	2	9	48	5.3	13	1	4	11	2.8	5	0
10/07	at	Miami	14	47	3.4	9	1	4	10	2.5	6	0	3	14	4.7	9	0
10/14		San Diego	15	36	2.4	9	1	2	0	0.0	3	0	4	5	1.3	4	0
10/21	at	Indianapolis	21	71	3.4	19	0	1	2	2.0	2	0	3	14	4.7	10	0
10/28	at	Denver	12	56	4.7	15	0	5	12	2.4	4	0	2	6	3.0	3	0
11/04	at	Atlanta	23	117	5.1	22	0	1	2	2.0	2	0	6	11	1.8	5	0
11/11		Buffalo	20	100	5.0	42	2	2	3	1.5	7	0	3	8	2.7	3	0
11/18		St. Louis	15	36	2.4	6	0	2	7	3.5	4	0	1	2	2.0	2	0
11/25		New Orleans	24	111	4.6	15t	1	3	36	12.0	24	0	3	10	3.3	4	0
12/02	at	New York Jets	12	28	2.3	5	1	3	23	7.7	13	0	2	5	2.5	4t	1
12/09		Cleveland	21	76	3.6	18	2	2	0	0.0	0	0	4	3	0.8	2	0
12/16	at	Buffalo	20	95	4.8	38	0	2	10	5.0	12	0	1	2	2.0	2	0
12/22		Miami	26	156	6.0	44	1	-	-	-	-	-	2	3	1.5	2	0
09/16	at	Carolina	21	81	3.9	32t	1	2	-3	-1.5	-1	0	3	3	1.0	2	0
Regular Season Totals			**287**	**1157**	**4.0**	**44**	**12**	**41**	**169**	**4.1**	**24**	**1**	**51**	**141**	**2.8**	**14**	**1**
01/19		Oakland	20	65	3.3	12	0	1	-1	-1.0	-1	0	-	-	-	-	-
01/27	at	Pittsburgh	15	47	3.1	19	0	-	-	-	-	-	1	3	3.0	3	0
02/03	*	St. Louis	18	92	5.1	17	0	2	15	7.5	8	0	2	5	2.5	3	0
Postseason Totals			**53**	**204**	**3.8**	**19**	**0**	**3**	**14**	**4.7**	**8**	**0**	**3**	**8**	**2.7**	**3**	**0**

			J.R. REDMOND					TROY BROWN					DAVID PATTEN				
Date		Opponent	No	Yds	Avg	Lg	TD	No	Yds	Avg	Lg	TD	No	Yds	Avg	Lg	TD
09/09	at	Cincinnati	3	12	4.0	7	0	-	-	-	-	-	-	-	-	-	-
09/23		New York Jets	4	20	5.0	16	0	-	-	-	-	-	-	-	-	-	-
09/30		Indianapolis		inactive				2	11	5.5	7	0	1	11	11.0	11	0
10/07	at	Miami		inactive				-	-	-	-	-	-	-	-	-	-
10/14		San Diego		inactive				-	-	-	-	-	-	-	-	-	-
10/21	at	Indianapolis	1	0	0.0	0	0	1	9	9.0	9	0	1	29	29.0	29t	1
10/28	at	Denver	1	0	0.0	0	0	1	31	31.0	31	0	1	13	13.0	13	0
11/04	at	Atlanta	-	-	-	-	-	1	5	5.0	5	0	-	-	-	-	-
11/11		Buffalo	-	-	-	-	-	1	17	17.0	17	0	1	7	7.0	7	0
11/18		St. Louis		did not play				-	-	-	-	-	-	-	-	-	-
11/25		New Orleans	4	20	5.0	12	0	-	-	-	-	-	-	-	-	-	-
12/02	at	New York Jets	3	17	5.7	10	0	-	-	-	-	-	-	-	-	-	-
12/09		Cleveland	-	-	-	-	-	1	-2	-2.0	-2	0	1	7	7.0	7	0
12/16	at	Buffalo	-	-	-	-	-	1	9	9.0	9	0	-	-	-	-	-
12/22		Miami	11	35	3.2	8	0	2	7	3.5	4	0	-	-	-	-	-
09/16	at	Carolina	8	15	1.9	6	0	1	4	4.0	4	0	-	-	-	-	-
Regular Season Totals			**35**	**119**	**3.4**	**16**	**0**	**11**	**91**	**8.3**	**31**	**0**	**5**	**67**	**13.4**	**29t**	**1**
01/19		Oakland	3	-3	-1.0	0	0	1	-9	-9.0	-9	0	-	-	-	-	-
01/27	at	Pittsburgh	3	13	4.3	7	0	-	-	-	-	-	-	-	-	-	-
02/03	*	St. Louis	1	-4	-4.0	-4	0	-	-	-	-	-	1	22	22.0	22	0
Postseason Totals			**7**	**6**	**0.9**	**7**	**0**	**1**	**-9**	**-9.0**	**-9**	**0**	**1**	**22**	**22.0**	**22**	**0**

			TOM BRADY					DREW BLEDSOE					PATRICK PASS				
Date		Opponent	No	Yds	Avg	Lg	TD	No	Yds	Avg	Lg	TD	No	Yds	Avg	Lg	TD
09/09	at	Cincinnati		did not play				3	10	3.3	8	0	-	-	-	-	-
09/23		New York Jets	1	9	9.0	9	0	2	8	4.0	8	0	-	-	-	-	-
09/30		Indianapolis	1	2	2.0	2	0			inactive			-	-	-	-	-
10/07	at	Miami	2	9	4.5	9	0			inactive			-	-	-	-	-
10/14		San Diego	1	0	0.0	0	0			inactive			1	7	7.0	7	0
10/21	at	Indianapolis	2	-2	-1.0	-1	0			inactive			-	-	-	-	-
10/28	at	Denver	2	-1	-0.5	0	0			3rd Quarterback			-	-	-	-	-
11/04	at	Atlanta	3	0	0.0	1	0			3rd Quarterback			-	-	-	-	-
11/11		Buffalo	4	-1	-0.3	2	0			3rd Quarterback			-	-	-	-	-
11/18		St. Louis	2	6	3.0	7	0			did not play			-	-	-	-	-
11/25		New Orleans	4	14	3.5	11	0			did not play			-	-	-	-	-
12/02	at	New York Jets	3	0	0.0	2	0			did not play			-	-	-	-	-
12/09		Cleveland	4	-3	-0.8	0	0			did not play			-	-	-	-	-
12/16	at	Buffalo	3	13	4.3	12	0			did not play			-	-	-	-	-
12/22		Miami	3	-5	-1.7	-1	0			did not play			-	-	-	-	-
09/16	at	Carolina	1	2	2.0	2	0			did not play			-	-	-	-	-
Regular Season Totals			**36**	**43**	**1.2**	**12**	**0**	**5**	**18**	**3.6**	**8**	**0**	**1**	**7**	**7.0**	**7**	**0**
01/19		Oakland	5	16	3.2	6	1			did not play			-	-	-	-	-
01/27	at	Pittsburgh	2	3	1.5	2	0	4	1	0.3	4	0	-	-	-	-	-
02/03	*	St. Louis	1	3	3.0	3	0			did not play			-	-	-	-	-
Postseason Totals			**8**	**22**	**2.8**	**6**	**1**	**4**	**1**	**0.3**	**4**	**0**	**0**	**0**	**0.0**	**0**	**0**

RECEIVING STATISTICS

			TROY BROWN					DAVID PATTEN					KEVIN FAULK				
Date		Opponent	No	Yds	Avg	Lg	TD	No	Yds	Avg	Lg	TD	No	Yds	Avg	Lg	TD
09/09	at	Cincinnati	7	106	15.1	31	1	3	47	15.7	32	0		inactive			
09/23		New York Jets	5	82	16.4	58	0	5	53	10.6	21	0	-	-	-	-	-
09/30		Indianapolis	3	21	7.0	9	0	1	17	17.0	17	0	2	38	19.0	28	0
10/07	at	Miami	5	47	9.4	15	0	1	10	10.0	10	0	2	15	7.5	10	0
10/14		San Diego	11	117	10.6	23	0	7	73	10.4	26	0	2	21	10.5	12	0
10/21	at	Indianapolis	8	120	15.0	60t	1	4	117	29.3	91t	2	-	-	-	-	-
10/28	at	Denver	9	86	9.6	18	1	5	62	12.4	30t	1	4	26	6.5	8	0
11/04	at	Atlanta	5	99	19.8	44t	1	3	40	13.3	17	0	5	21	4.2	10	1
11/11		Buffalo	2	25	12.5	16	0	1	26	26.0	26	0	7	29	4.1	12	1
11/18		St. Louis	8	91	11.4	23	0	2	37	18.5	27	1	3	19	6.3	11	0
11/25		New Orleans	7	91	13.0	19	1	3	47	15.7	27	0	-	-	-	-	-
12/02	at	New York Jets	8	59	7.4	18	0	6	60	10.0	17	0	-	-	-	-	-
12/09		Cleveland	7	89	12.7	18	0	3	41	13.7	22	0	3	11	3.7	8	0
12/16	at	Buffalo	5	62	12.4	26	0	3	65	21.7	40	0	1	2	2.0	2	0
12/22		Miami	5	59	11.8	18	0	-	-	-	-	-	1	7	7.0	7	0
09/16	at	Carolina	6	45	7.5	17	0	4	54	13.5	25	0	-	-	-	-	-
Regular Season Totals			**101**	**1199**	**11.9**	**60t**	**5**	**51**	**749**	**14.7**	**91t**	**4**	**30**	**189**	**6.3**	**28**	**2**
01/19		Oakland	4	43	10.8	29	0	8	107	13.4	25	0	3	22	7.3	8	0
01/27	at	Pittsburgh	8	121	15.1	28	0	4	39	9.8	15	1	-	-	-	-	-
02/03	*	St. Louis	6	89	14.8	23	0	1	8	8.0	8t	1	1	-1	-1.0	-1	0
Postseason Totals			**18**	**253**	**14.1**	**29**	**0**	**13**	**154**	**11.8**	**25**	**2**	**4**	**21**	**5.3**	**8**	**0**

			MARC EDWARDS					ANTOWAIN SMITH					CHARLES JOHNSON				
Date		Opponent	No	Yds	Avg	Lg	TD	No	Yds	Avg	Lg	TD	No	Yds	Avg	Lg	TD
09/09	at	Cincinnati	0	0	0.0	0	0	-	-	-	-	-	1	4	4.0	4	0
09/23		New York Jets	6	22	3.7	8	0	-	-	-	-	-	2	18	9.0	12	0
09/30		Indianapolis	-	-	-	-	-	3	58	19.3	38	0	1	3	3.0	3	0
10/07	at	Miami	1	4	4.0	4	0	1	1	1.0	1	0	-	-	-	-	-
10/14		San Diego	1	15	15.0	15	0	2	9	4.5	6	0	-	-	-	-	-
10/21	at	Indianapolis	2	16	8.0	11	0	-	-	-	-	-	2	7	3.5	4	0
10/28	at	Denver	1	6	6.0	6	0	2	11	5.5	7	0	2	11	5.5	9	0
11/04	at	Atlanta	2	27	13.5	15t	1	3	28	9.3	18	0	1	7	7.0	7	0
11/11		Buffalo	3	17	5.7	7	0	-	-	-	-	-	1	6	6.0	6	0
11/18		St. Louis	1	6	6.0	6	0	1	5	5.0	5	0	2	11	5.5	9	0
11/25		New Orleans	3	30	10.0	16	1	3	42	14.0	41t	1	2	44	22.0	24t	1
12/02	at	New York Jets	1	-4	-4.0	-4	0	3	43	14.3	40	0	-	-	-	-	-
12/09		Cleveland	1	2	2.0	2	0	-	-	-	-	-	-	-	-	-	-
12/16	at	Buffalo	1	3	3.0	3	0	1	-5	-5.0	-5	0		inactive			
12/22		Miami	1	5	5.0	5	0	-	-	-	-	-		inactive			
09/16	at	Carolina	1	17	17.0	17	0	-	-	-	-	-	-	-	-	-	-
Regular Season Totals			**25**	**166**	**6.6**	**17**	**2**	**19**	**192**	**10.1**	**41t**	**1**	**14**	**111**	**7.9**	**24t**	**1**
01/19		Oakland	3	29	9.7	13	0	-	-	-	-	-	-	-	-	-	-
01/27	at	Pittsburgh	4	26	6.5	7	0	-	-	-	-	-	2	22	11.0	15	0
02/03	*	St. Louis	2	7	3.5	5	0	1	4	4.0	4	0	-	-	-	-	-
Postseason Totals			**9**	**62**	**6.9**	**13**	**0**	**1**	**4**	**4.0**	**4**	**0**	**2**	**22**	**11.0**	**15**	**0**

Receiving Statistics (cont.)

			Jermaine Wiggins					Terry Glenn					J.R. Redmond				
Date		Opponent	No	Yds	Avg	Lg	TD	No	Yds	Avg	Lg	TD	No	Yds	Avg	Lg	TD
09/09	at	Cincinnati	3	24	8.0	12	1	NFL Suspension					3	24	8.0	14	0
09/23		New York Jets	0	0	0.0	0	0	NFL Suspension					2	16	8.0	9	0
09/30		Indianapolis	1	11	11.0	11	0	NFL Suspension					inactive				
10/07	at	Miami	-	-	-	-	-	NFL Suspension					inactive				
10/14		San Diego	1	3	3.0	3	1	7	110	15.7	21	1	inactive				
10/21	at	Indianapolis	1	2	2.0	2t	1	inactive					-	-	-	-	-
10/28	at	Denver	-	-	-	-	-	inactive					1	-3	-3.0	-3	0
11/04	at	Atlanta	1	16	16.0	16	0	nactive					-	-	-	-	-
11/11		Buffalo	1	4	4.0	4	0	inactive					-	-	-	-	-
11/18		St. Louis	-	-	-	-	-	inactive					Did Not Play				
11/25		New Orleans	1	4	4.0	4	0	inactive					-	-	-	-	-
12/02	at	New York Jets	-	-	-	-	-	Team Suspension					-	-	-	-	-
12/09		Cleveland	-	-	-	-	-	4	67	16.8	23	0	1	8	8.0	8	0
12/16	at	Buffalo	1	25	25.0	25	0	3	27	9.0	19	0	3	45	15.0	17	0
12/22		Miami	2	8	4.0	6	0	-	-	-	-	-	-	-	-	-	-
01/06	at	Carolina	2	36	18.0	31	1	inactive					3	42	14.0	17	0
Regular Season Totals			**14**	**133**	**9.5**	**31**	**4**	**14**	**204**	**14.6**	**23**	**1**	**13**	**132**	**10.2**	**17**	**0**
01/19		Oakland	10	68	6.8	22	0	Team Suspension					4	43	10.8	20	0
01/27	at	Pittsburgh	2	7	3.5	4	0	Team Suspension					2	2	1.0	7	0
02/03	*	St. Louis	2	14	7.0	8	0	Team Suspension					3	24	8.0	11	0
Postseason Totals			**14**	**89**	**6.4**	**22**	**0**	**0**	**0**	**0.0**	**0**	**0**	**9**	**69**	**7.7**	**20**	**0**

			Rod Rutledge					Patrick Pass					Fred Coleman				
Date		Opponent	No	Yds	Avg	Lg	TD	No	Yds	Avg	Lg	TD	No	Yds	Avg	Lg	TD
09/09	at	Cincinnati	0	0	0.0	0	0	1	11	11.0	11	0					
09/23		New York Jets	2	10	5.0	5	0	1	4	4.0	4	0					
09/30		Indianapolis	-	-	-	-	-	-	-	-	-	-					
10/07	at	Miami	-	-	-	-	-	-	-	-	-	-					
10/14		San Diego	-	-	-	-	-	1	9	9.0	9	0					
10/21	at	Indianapolis	-	-	-	-	-	-	-	-	-	-					
10/28	at	Denver	-	-	-	-	-	-	-	-	-	-					
11/04	at	Atlanta	inactive					-	-	-	-	-	Signed 11/8/01				
11/11		Buffalo	-	-	-	-	-	-	-	-	-	-	-	-	-	-	-
11/18		St. Louis	2	16	8.0	9	0	-	-	-	-	-	-	-	-	-	-
11/25		New Orleans	-	-	-	-	-	-	-	-	-	-	-	-	-	-	-
12/02	at	New York Jets	1	9	9.0	9	0	-	-	-	-	-	1	46	46.0	46	0
12/09		Cleveland	-	-	-	-	-	-	-	-	-	-	-	-	-	-	-
12/16	at	Buffalo	-	-	-	-	-	1	13	13.0	13	0	-	-	-	-	-
12/22		Miami	-	-	-	-	-	2	29	14.5	23t	0	-	-	-	-	-
01/06	at	Carolina	-	-	-	-	-	-	-	-	-	-	1	4	4.0	4	0
Regular Season Totals			**5**	**35**	**7.0**	**9**	**0**	**6**	**66**	**11.0**	**23t**	**0**	**2**	**50**	**25.0**	**46**	**0**
01/19		Oakland	-	-	-	-	-	-	-	-	-	-	-	-	-	-	-
01/27	at	Pittsburgh	-	-	-	-	-	-	-	-	-	-	-	-	-	-	-
02/03	*	St. Louis	-	-	-	-	-	-	-	-	-	-	0	0	0.0	0	0
Postseason Totals			**0**	**0**	**0.0**	**0**	**0**	**0**	**0**	**0.0**	**0**	**0**	**0**	**0**	**0.0**	**0**	**0**

			Curtis Jackson					Bert Emanuel					Torrance Small				
Date		Opponent	No	Yds	Avg	Lg	TD	No	Yds	Avg	Lg	TD	No	Yds	Avg	Lg	TD
09/09	at	Cincinnati						4	25	6.3	16	0	inactive				
09/23		New York Jets						0	0	0.0	0	0	Released 9/23/01				
09/30		Indianapolis						inactive 3rd QB					2	20	10.0	11	0
10/07	at	Miami						inactive 3rd QB					2	9	4.5	8	0
10/14		San Diego	Signed 10/21/01					Released 10/9/01					-	-	-	-	-
10/21	at	Indianapolis	did not play										Released 10/21/01				
10/28	at	Denver	1	4	4.0	4	0										
11/04	at	Atlanta	1	12	12.0	12	0										
11/11		Buffalo	Placed on IR 11/7/01														
Regular Season Totals			**2**	**16**	**8.0**	**12**	**0**	**4**	**25**	**6.3**	**16**	**0**	**4**	**29**	**7.3**	**11**	**0**

Other Receptions: Bryan Cox 1 for 7 yards vs. San Diego (10/14/01); Tom Brady 1 for 23 yards vs. Miami (12/22/01)

DEFENSIVE STATISTICS

Tabulated from Press Box Statistics (Listed Alphabetically)

TEDY BRUSCHI

Date	Opp.	TT	UT	A	S/Y	I/Y	PD	FF	FR	ST
09/09	at Cin	6	4	2	-	-	-	1	-	-
09/23	NYJ	6	5	1	-	-	-	-	-	1
09/30	Ind	7	5	2	-	-	-	-	-	-
10/07	at Mia	4	1	3	-	-	1	-	-	-
10/14	SD	inactive								
10/21	at Ind	1	1	0	-	-	-	-	1	-
10/28	at Den	3	3	0	-	1-3	1	-	-	-
11/04	at Atl	2	1	1	-	-	-	-	-	-
11/11	Buf	1	1	0	1-4	-	-	1	-	-
11/18	St.L	7	5	2	-	1-4	1	-	-	1
11/25	NO	4	2	2	-	-	-	-	-	-
12/02	at NYJ	6	6	0	1-0	-	-	1	-	-
12/09	Cle	10	8	2	-	-	-	-	-	-
12/16	at Buf	7	6	1	-	-	-	-	-	1
12/22	Mia	7	4	3	-	-	-	-	-	-
01/06	at Car	2	2	0	-	-	-	-	-	-
2001 Totals		**73**	**54**	**19**	**2-4**	**2-7**	**3**	**3**	**1**	**3**
01/19	Oak	9	8	1	1-6	-	-	-	-	-
01/27	at Pit	2	1	10.5	-1.5	-	-	-	-	1
02/03	St.L	4	4	0	-	-	-	-	-	-
2001 Postseason		**15**	**13**	**21.5**	**-7.5**	**0**	**0**	**0**	**0**	**1**

TERRELL BUCKLEY

Date	Opp.	TT	UT	A	S/Y	I/Y	PD	FF	FR	ST
09/09	at Cin	3	3	0	-	-	-	-	-	-
09/23	NYJ	1	1	0	-	-	-	-	-	-
09/30	Ind	6	5	1	-	-	-	-	-	-
10/07	at Mia	1	1	0	-	-	1	-	-	-
10/14	SD	4	4	0	-	-	-	-	-	-
10/21	at Ind	2	2	0	-	-	1	-	-	-
10/28	at Den	inactive								
11/04	at Atl	1	1	0	-	-	-	-	-	-
11/11	Buf	1	1	0	1-11	-	-	-	-	1
11/18	St.L	0	0	0	-	1-52	1	-	-	-
11/25	NO	1	1	0	-	-	-	-	-	-
12/02	at NYJ	0	0	0	-	1-0	1	-	-	-
12/09	Cle	0	0	0	-	1-24	1	-	-	-
12/16	at Buf	3	2	1	-	-	1	-	-	-
12/22	Mia	2	2	0	-	-	-	-	-	-
01/06	at Car	1	1	0	-	-	1	-	-	-
2001 Totals		**26**	**24**	**2**	**1-11**	**3-76**	**7**	**0**	**0**	**1**
01/19	Oak	2	2	0	-	-	1	-	-	-
01/27	at Pit	0	0	0	-	1-0	1	-	-	-
02/03	St.L	3	2	1	-	-	-	-	1	-
2001 Postseason		**5**	**4**	**1**	**0**	**1-0**	**2**	**0**	**1**	**0**

MATT CHATHAM

Date	Opp.	TT	UT	A	S/Y	I/Y	PD	FF	FR	ST
09/09	at Cin	Signed 9/23/01								
09/23	NYJ	2	2	0	-	-	-	-	-	1
09/30	Ind	Waived 9/25/01 - Re-signed 10/3/01								
10/07	at Mia	0	0	0	-	-	-	-	-	-
10/14	SD	inactive								
10/21	at Ind	0	0	0	-	-	-	-	-	3
10/28	at Den	0	0	0	-	-	-	-	-	1
11/04	at Atl	0	0	0	-	-	-	-	-	2
11/11	Buf	0	0	0	-	-	-	-	-	-
11/18	St.L	inactive								
11/25	NO	0	0	0	-	-	-	-	-	1
12/02	at NYJ	inactive								
12/09	Cle	0	0	0	-	-	-	-	-	-
12/16	at Buf	0	0	0	-	-	-	-	-	-
12/22	Mia	0	0	0	-	-	-	-	-	2
01/06	at Car	0	0	0	-	-	-	-	-	2
2001 Totals		**2**	**2**	**0**	**0**	**0**	**0**	**0**	**0**	**12**
01/19	Oak	0	0	0	-	-	-	-	-	2
01/27	at Pit	0	0	0	-	-	-	-	-	1
02/03	St.L	0	0	0	-	-	-	-	-	-
2001 Postseason		**0**	**0**	**0**	**0**	**0**	**0**	**0**	**0**	**0**

JE'ROD CHERRY

Date	Opp.	TT	UT	A	S-Y	I-Y	PD	FF	FR	ST
09/09	at Cin	0	0	0	-	-	-	-	-	1
09/23	NYJ	0	0	0	-	-	-	-	-	-
09/30	Ind	0	0	0	-	-	-	-	-	3
10/07	at Mia	0	0	0	-	-	-	-	-	-
10/14	SD	0	0	0	-	-	-	-	-	-
10/21	at Ind	1	0	1	-	-	-	-	-	1
10/28	at Den	0	0	0	-	-	-	-	-	-
11/04	at Atl	0	0	0	-	-	-	-	-	-
11/11	Buf	0	0	0	-	-	-	-	-	1
11/18	St.L	0	0	0	-	-	-	-	-	-
11/25	NO	0	0	0	-	-	-	-	-	2
12/02	at NYJ	0	0	0	-	-	-	-	-	-
12/09	Cle	0	0	0	-	-	-	-	-	1
12/16	at Buf	0	0	0	-	-	-	-	-	2
12/22	Mia	0	0	0	-	-	-	-	-	-
01/06	at Car	2	2	0	-	-	1	-	-	1
2001 Totals		**3**	**2**	**1**	**0**	**0**	**1**	**0**	**0**	**12**
01/19	Oak	0	0	0	-	-	-	-	-	2
01/27	at Pit	0	0	0	-	-	-	-	-	1
02/03	St.L	0	0	0	-	-	-	-	-	3
2001 Postseason		**0**	**0**	**0**	**0**	**0**	**0**	**0**	**0**	**6**

BRYAN COX

Date	Opp.	TT	UT	A	S-Y	I-Y	PD	FF	FR	ST
09/09	at Cin	7	6	1	-	-	1	-	-	-
09/23	NYJ	8	6	2	-	-	-	-	-	-
09/30	Ind	11	8	3	-	-	-	-	-	-
10/07	at Mia	3	1	2	-	-	-	-	-	-
10/14	SD	5	3	2	-	-	-	-	1	-
10/21	at Ind	8	5	3	-	-	-	-	-	-
10/28	at Den	2	2	0	-	-	-	-	-	-
11/04	at Atl	inactive								
11/11	Buf	inactive								
11/18	St.L	inactive								
11/25	NO	inactive								
12/02	at NYJ	1	0	1	-	-	-	-	-	-
12/09	Cle	inactive								
12/16	at Buf	0	0	0	-	-	-	-	-	-
12/22	Mia	2	2	0	-	-	-	-	-	-
01/06	at Car	2	1	1	-	-	-	-	-	-
2001 Totals		**49**	**34**	**15**	**0**	**0**	**1**	**0**	**1**	**0**
01/19	Oak	0	0	0	-	-	-	-	-	-
01/27	at Pit	1	1	0	-	-	-	-	-	-
02/03	St.L	2	1	1	-	-	-	-	-	-
2001 Postseason		**3**	**2**	**1**	**0**	**0**	**0**	**0**	**0**	**0**

BOBBY HAMILTON

Date	Opp.	TT	UT	A	S-Y	I-Y	PD	FF	FR	ST
09/09	at Cin	1	0	1	-	-	1	-	-	-
09/23	NYJ	8	3	5	1-3	-	-	-	-	-
09/30	Ind	4	2	2	1-1	-	-	-	-	-
10/07	at Mia	3	1	2	-	-	-	-	-	-
10/14	SD	5	3	2	-	-	-	-	-	-
10/21	at Ind	4	3	1	2-16	-	-	-	1	-
10/28	at Den	1	0	1	-	-	-	-	-	-
11/04	at Atl	1	0	10.5	-3.5	-	-	-	-	-
11/11	Buf	2	1	1	0.5-1	-	-	-	-	-
11/18	St.L	5	3	2	-	-	-	-	-	-
11/25	NO	1	1	0	-	-	1	-	-	-
12/02	at NYJ	5	5	0	1-9	-	-	-	-	-
12/09	Cle	4	3	1	-	-	-	-	-	-
12/16	at Buf	3	2	1	-	-	1	-	-	-
12/22	Mia	5	4	1	1-8	-	-	-	-	-
01/06	at Car	0	0	0	-	-	2	-	-	-
2001 Totals		**52**	**31**	**21**	**7-41.5**	**0**	**5**	**0**	**1**	**0**
01/19	Oak	3	1	2	-	-	1	-	-	-
01/27	at Pit	3	0	3	-	-	-	-	-	-
02/03	St.L	4	2	2	1-5	-	-	-	-	-
2001 Postseason		**10**	**3**	**7**	**1-5**	**0**	**1**	**0**	**0**	**0**

ANTWAN HARRIS

Date	Opp.	TT	UT	A	S-Y	I-Y	PD	FF	FR	ST
09/09	at Cin	0	0	0	-	-	-	-	-	1
09/23	NYJ	inactive								
09/30	Ind	inactive								
10/07	at Mia	0	0	0	-	-	-	-	-	-
10/14	SD	0	0	0	-	-	-	-	-	-
10/21	at Ind	inactive								
10/28	at Den	inactive								
11/04	at Atl	inactive								
11/11	Buf	0	0	0	-	-	-	-	-	1
11/18	St.L	0	0	0	-	-	-	-	-	-
11/25	NO	3	2	1	-	-	1	-	-	-
12/02	at NYJ	0	0	0	-	-	-	-	-	-
12/09	Cle	0	0	0	-	-	-	-	-	-
12/16	at Buf	0	0	0	-	-	-	-	-	1
12/22	Mia	0	0	0	-	-	-	-	-	-
01/06	at Car	1	0	1	-	-	-	-	-	-
2001 Totals		**4**	**2**	**2**	**0-0**	**0-0**	**1**	**0**	**0**	**3**
01/19	Oak	0	0	0	-	-	-	-	-	-
01/27	at Pit	0	0	0	-	-	-	-	-	2
02/03	St.L	2	2	0	-	-	-	1	-	-
2001 Postseason		**2**	**2**	**0**	**0**	**0**	**0**	**1**	**0**	**2**

LARRY IZZO

Date	Opp.	TT	UT	A	S-Y	I-Y	PD	FF	FR	ST
09/09	at Cin	0	0	0	-	-	-	-	-	1
09/23	NYJ	0	0	0	-	-	-	-	-	1
09/30	Ind	0	0	0	-	-	-	-	-	2
10/07	at Mia	1	0	1	-	-	-	-	-	2
10/14	SD	0	0	0	-	-	-	-	-	1
10/21	at Ind	0	0	0	-	-	-	-	-	2
10/28	at Den	0	0	0	-	-	-	-	-	-
11/04	at Atl	0	0	0	-	-	-	-	-	1
11/11	Buf	0	0	0	-	-	-	-	-	1
11/18	St.L	1	1	0	-	-	-	-	1	2
11/25	NO	0	0	0	-	-	-	-	-	3
12/02	at NYJ	0	0	0	-	-	-	-	-	1
12/09	Cle	0	0	0	-	-	-	-	-	3
12/16	at Buf	0	0	0	-	-	-	-	-	1
12/22	Mia	0	0	0	-	-	-	-	-	1
01/06	at Car	0	0	0	-	-	-	-	-	-
2001 Totals		**2**	**1**	**1**	**0**	**0**	**0**	**0**	**1**	**22**
01/19	Oak	0	0	0	-	-	-	-	-	1
01/27	at Pit	0	0	0	-	-	-	-	-	1
02/03	St.L	0	0	0	-	-	-	-	-	-
2001 Postseason		**0**	**0**	**0**	**0**	**0**	**0**	**0**	**0**	**2**

TED JOHNSON

Date	Opp.	TT	UT	A	S-Y	I-Y	PD	FF	FR	ST
09/09	at Cin	inactive								
09/23	NYJ	4	3	1	-	-	-	-	-	-
09/30	Ind	2	2	0	-	-	-	-	1	-
10/07	at Mia	5	3	2	-	-	-	-	-	-
10/14	SD	6	3	3	-	-	1	-	-	-
10/21	at Ind	9	9	0	-	-	-	1	-	-
10/28	at Den	5	3	2	-	-	-	-	-	-
11/04	at Atl	4	4	0	-	-	1	-	-	-
11/11	Buf	7	3	4	-	-	-	-	-	-
11/18	St.L	inactive								
11/25	NO	inactive								
12/02	at NYJ	inactive								
12/09	Cle	0	0	0	-	-	-	-	-	-
12/16	at Buf	1	1	0	-	-	-	-	-	-
12/22	Mia	2	1	1	-	-	-	-	-	-
01/06	at Car	1	1	0	-	-	2	-	-	-
2001 Totals		**46**	**33**	**13**	**0**	**0**	**4**	**1**	**1**	**0**
01/19	Oak	0	0	0	-	-	-	-	-	-
01/27	at Pit	3	1	20.5	-1.5	-	-	-	-	-
02/03	St.L	0	0	0	-	-	-	-	-	-
2001 Postseason		**3**	**1**	**2**	**0.5**	**1.5**	**0**	**0**	**0**	**0**

DEFENSIVE STATISTICS (Cont.)

Tabulated from Press Box Statistics (Listed Alphabetically)

TEBUCKY JONES

Date	Opp.	TT	UT	A	S/Y	I/Y	PD	FF	FR	ST
09/09	at Cin	3	3	0	-	-	-	-	-	-
09/23	NYJ	4	0	4	-	-	-	-	-	-
09/30	Ind	4	4	0	-	-	-	-	-	1
10/07	at Mia	5	2	3	-	-	1	-	-	-
10/14	SD	6	5	1	-	-	1	-	-	1
10/21	at Ind	3	1	2	-	-	-	-	-	-
10/28	at Den	5	4	1	-	-	-	-	-	1
11/04	at Atl	1	1	0	1-8	-	-	-	-	-
11/11	Buf	1	0	1	-	-	1	-	-	3
11/18	St.L	4	4	0	-	-	-	-	-	2
11/25	NO	3	3	0	-	-	1	-	-	-
12/02	at NYJ	2	1	1	-	-	-	-	-	2
12/09	Cle	2	2	0	-	1(-4)	1	1	-	1
12/16	at Buf	6	4	2	-	-	-	-	-	1
12/22	Mia	4	4	0	-	-	-	2	-	-
01/06	at Car	4	3	1	-	-	-	-	-	3
2001 Totals		**57**	**41**	**16**	**1-8**	**1(-4)**	**5**	**3**	**0**	**15**
01/19	Oak	5	3	2	-	-	-	-	-	1
01/27	at Pit	4	3	1	-	1-19	1	-	-	-
02/03	St.L	6	5	1	-	-	-	-	-	1
2001 Postseason		**15**	**11**	**4**	**0**	**1-19**	**1**	**0**	**0**	**2**

TY LAW

Date	Opp.	TT	UT	A	S/Y	I/Y	PD	FF	FR	ST
09/09	at Cin	4	4	0	-	-	-	-	-	-
09/23	NYJ	10	7	3	-	-	-	-	-	-
09/30	Ind	3	2	1	-	1-23	1	-	-	-
10/07	at Mia	2	1	1	-	-	-	-	-	-
10/14	SD	7	3	4	-	-	-	-	-	-
10/21	at Ind	6	6	0	-	-	-	-	-	-
10/28	at Den	3	3	0	-	-	-	-	-	-
11/04	at Atl	3	3	0	-	-	1	-	-	-
11/11	Buf	4	4	0	1-7	1-22	1	-	-	-
11/18	St.L	5	5	0	-	-	-	-	-	-
11/25	NO	4	4	0	-	-	-	-	-	-
12/02	at NYJ	5	5	0	-	-	2	-	-	-
12/09	Cle	3	3	0	-	-	-	-	-	-
12/16	at Buf	3	3	0	-	-	2	-	-	-
12/22	Mia	4	3	1	-	-	1	-	-	-
01/06	at Car	4	4	0	-	1-46	1	-	-	-
2001 Totals		**70**	**60**	**10**	**1-7**	**3-91**	**9**	**0**	**0**	**0**
01/19	Oak	12	10	2	-	-	2	-	-	-
01/27	at Pit	7	7	0	-	-	-	-	1	-
02/03	St.L	-	-							
2001 Postseason		**8**	**7**	**1**	**-**	**1-47**	**2**	**-**	**-**	**-**

WILLIE McGINEST

Date	Opp.	TT	UT	A	S/Y	I/Y	PD	FF	FR	ST
09/09	at Cin	0	0	0	-	-	-	-	-	-
09/23	NYJ	inactive								
09/30	Ind	2	1	1	-	-	-	-	-	-
10/07	at Mia	inactive								
10/14	SD	3	1	2	-	-	-	-	-	-
10/21	at Ind	1	1	0	-	-	-	-	-	-
10/28	at Den	5	5	0	2-14	-	1	-	-	-
11/04	at Atl	5	5	0	2-7	-	-	-	-	-
11/11	Buf	5	3	2	-	-	-	-	-	-
11/18	St.L	3	3	0	-	-	1	-	-	-
11/25	NO	4	1	3	-	-	-	-	-	-
12/02	at NYJ	inactive								
12/09	Cle	inactive								
12/16	at Buf	inactive								
12/22	Mia	1	1	0	-	-	-	-	-	-
01/06	at Car	4	4	0	2-14	-	-	1	-	-
2001 Totals		**33**	**25**	**8**	**6-35**	**0**	**2**	**1**	**0**	**0**
01/19	Oak	1	1	0	-	-	-	-	-	-
01/27	at Pit	6	5	1	1-2	-	1	-	-	-
02/03	St.L	4	3	1	1-16	-	-	-	-	-
2001 Postseason		**11**	**9**	**2**	**2-18**	**0**	**1**	**0**	**0**	**0**

LAWYER MILLOY

Date	Opp.	TT	UT	A	S/Y	I/Y	PD	FF	FR	ST
09/09	at Cin	2	2	0	-	-	-	-	-	-
09/23	NYJ	3	1	2	-	-	1	-	-	-
09/30	Ind	6	3	3	-	-	-	-	-	-
10/07	at Mia	9	7	2	-	-	-	-	-	-
10/14	SD	9	7	2	1-12	-	-	-	-	-
10/21	at Ind	10	9	1	-	-	-	-	-	-
10/28	at Den	6	4	2	-	-	-	-	-	-
11/04	at Atl	6	5	1	1-7	-	-	-	-	-
11/11	Buf	6	4	20.5	-1.0	-	-	-	-	-
11/18	St.L	9	5	4	-	-	-	-	-	-
11/25	NO	10	5	5	-	1-0	2	-	-	-
12/02	at NYJ	6	4	2	-	-	-	-	-	-
12/09	Cle	9	4	50.5	-4.5	-	-	-	1	-
12/16	at Buf	8	7	1	-	1-21	1	-	-	-
12/22	Mia	7	4	3	-	-	-	-	-	-
01/06	at Car	7	6	1	-	-	-	-	-	-
2001 Totals		**113**	**77**	**36**	**3-24.5**	**2-21**	**4**	**0**	**1**	**0**
01/19	Oak	5	1	4	-	-	-	-	-	-
01/27	at Pit	3	3	0	-	1-11	1	-	-	-
02/03	St.L	7	6	1	-	-	3	-	-	-
2001 Postseason		**15**	**10**	**5**	**0**	**1-11**	**4**	**0**	**0**	**0**

BRANDON MITCHELL

Date	Opp.	TT	UT	A	S/Y	I/Y	PD	FF	FR	ST
09/09	at Cin	0	0	0	-	-	-	-	-	-
09/23	NYJ	3	2	1	-	-	-	-	-	-
09/30	Ind	3	1	2	-	-	-	-	-	-
10/07	at Mia	5	4	1	-	-	-	-	-	-
10/14	SD	3	1	2	-	-	-	-	-	-
10/21	at Ind	3	3	0	-	-	-	-	-	-
10/28	at Den	6	5	1	-	-	-	-	-	-
11/04	at Atl	1	1	0	-	-	-	-	-	-
11/11	Buf	0	0	0	-	-	-	-	-	-
11/18	St.L	2	1	1	1-5	-	-	-	-	-
11/25	NO	4	2	2	-	-	-	-	-	-
12/02	at NYJ	4	2	2	-	-	-	-	-	-
12/09	Cle	3	2	1	-	-	-	-	-	-
12/16	at Buf	3	1	2	-	-	-	-	-	-
12/22	Mia	2	1	1	-	-	-	-	-	-
01/06	at Car	1	0	1	-	-	-	-	-	-
2001 Totals		**43**	**26**	**17**	**1-5**	**0**	**0**	**0**	**0**	**0**
01/19	Oak	2	1	1	-	-	-	-	-	-
01/27	at Pit	0	0	0	-	-	-	-	-	-
02/03	St.L	1	0	1	-	-	-	-	-	-
2001 Postseason		**3**	**1**	**2**	**0**	**0**	**0**	**0**	**0**	**0**

LEONARD MYERS

Date	Opp.	TT	UT	A	S/Y	I/Y	PD	FF	FR	ST
09/09	at Cin	0	0	0	-	-	-	-	-	1
09/23	NYJ	1	1	0	-	-	-	-	-	-
09/30	Ind	4	2	2	-	-	1	-	-	-
10/07	at Mia	inactive								
10/14	SD	inactive								
10/21	at Ind	0	0	0	-	-	-	-	-	-
10/28	at Den	0	0	0	-	-	-	-	-	-
11/04	at Atl	0	0	0	-	-	-	-	-	-
11/11	Buf	inactive								
11/18	St.L	0	0	0	-	-	-	-	-	1
11/25	NO	inactive								
12/02	at NYJ	inactive								
12/09	Cle	inactive								
12/16	at Buf	inactive								
12/22	Mia	inactive								
01/06	at Car	inactive								
2001 Totals		**5**	**3**	**2**	**0-0**	**0-0**	**1**	**0**	**0**	**2**
01/19	Oak	inactive								
01/27	at Pit	inactive								
02/03	St.L	inactive								
2001 Postseason		**0**	**0**	**0**	**0**	**0**	**0**	**0**	**0**	**0**

DAVID NUGENT

Date	Opp.	TT	UT	A	S-Y	I-Y	PD	FF	FR	ST
09/09	at Cin									
09/23	NYJ									
09/30	Ind									
10/07	at Mia									
10/14	SD	signed 10/15/01								
10/21	at Ind	2	2	0	-	-	-	-	-	-
10/28	at Den	0	0	0	-	-	-	-	-	-
11/04	at Atl	did not play								
11/11	Buf	0	0	0	-	-	-	-	-	-
11/18	St.L	0	0	0	-	-	-	-	-	-
11/25	NO	0	0	0	-	-	-	-	-	-
12/02	at NYJ	1	0	1	-	-	-	-	-	-
12/09	Cle	0	0	0	-	-	-	-	-	-
12/16	at Buf	0	0	0	-	-	-	-	-	-
12/22	Mia	1	1	0	-	-	-	-	-	-
01/06	at Car	inactive								
2001 Totals		**4**	**3**	**1**	**0**	**0**	**0**	**0**	**0**	**0**
01/19	Oak	inactive								
01/27	at Pit	inactive								
02/03	St.L	inactive								
2001 Postseason		**0**	**0**	**0**	**0**	**0**	**0**	**0**	**0**	**0**

RIDDICK PARKER

Date	Opp.	TT	UT	A	S-Y	I-Y	PD	FF	FR	ST
09/09	at Cin	0	0	0	-	-	-	-	-	-
09/23	NYJ	did not play								
09/30	Ind	3	2	1	1-6	-	-	-	-	-
10/07	at Mia	0	0	0	-	-	-	-	-	-
10/14	SD	2	1	1	-	-	-	-	-	-
10/21	at Ind	3	2	1	-	-	-	-	-	-
10/28	at Den	1	1	0	-	-	-	-	-	-
11/04	at Atl	1	1	0	-	-	-	-	-	-
11/11	Buf	inactive								
11/18	St.L	0	0	0	-	-	-	-	-	-
11/25	NO	0	0	0	-	-	-	-	-	-
12/02	at NYJ	0	0	0	-	-	-	-	-	-
12/09	Cle	0	0	0	-	-	-	-	-	-
12/16	at Buf	0	0	0	-	-	-	-	-	-
12/22	Mia	inactive								
01/06	at Car	0	0	0	-	-	-	-	1	-
2001 Totals		**10**	**7**	**3**	**1-6**	**0**	**0**	**0**	**1**	**0**
01/19	Oak	0	0	0	-	-	-	-	-	-
01/27	at Pit	0	0	0	-	-	-	-	-	-
02/03	St.L	0	0	0	-	-	-	-	-	-
2001 Postseason		**0**	**0**	**0**	**0**	**0**	**0**	**0**	**0**	**0**

ROMAN PHIFER

Date	Opp.	TT	UT	A	S-Y	I-Y	PD	FF	FR	ST
09/09	at Cin	6	4	2	-	-	-	-	1	-
09/23	NYJ	7	3	4	-	-	-	-	-	-
09/30	Ind	4	3	1	-	1-14	1	1	-	-
10/07	at Mia	8	6	2	-	-	-	-	-	-
10/14	SD	7	6	1	-	-	-	1	-	1
10/21	at Ind	5	3	2	-	-	1	-	-	-
10/28	at Den	2	2	0	-	-	-	-	-	-
11/04	at Atl	4	3	1	-	-	-	-	-	-
11/11	Buf	5	4	1	1-7	-	-	-	-	-
11/18	St.L	8	5	3	-	-	1	-	-	-
11/25	NO	4	4	0	-	-	1	-	-	-
12/02	at NYJ	9	8	1	-	-	-	-	-	-
12/09	Cle	11	9	2	1-2	-	1	-	-	-
12/16	at Buf	3	3	0	-	-	-	-	-	-
12/22	Mia	5	4	1	-	-	-	-	1	-
01/06	at Car	4	4	0	-	-	-	-	-	-
2001 Totals		**92**	**71**	**21**	**2-9**	**1-14**	**5**	**2**	**2**	**1**
01/19	Oak	8	5	3	-	-	-	-	-	-
01/27	at Pit	6	2	4	-	-	-	-	-	-
02/03	St.L	5	5	0	-	-	1	-	-	-
2001 Postseason		**19**	**12**	**7**	**0**	**0**	**1**	**0**	**0**	**0**

DEFENSIVE STATISTICS (Cont.)

Tabulated from Press Box Statistics (Listed Alphabetically)

ANTHONY PLEASANT

Date	Opp.	TT	UT	A	S/Y	I/Y	PD	FF	FR	ST
09/09	at Cin	4	1	3	-	-	-	-	-	-
09/23	NYJ	3	3	0	1-7	-	-	-	-	-
09/30	Ind	3	2	1	1-6	-	-	-	-	-
10/07	at Mia	4	2	2	-	-	1	-	-	-
10/14	SD	2	1	1	-	-	-	-	-	-
10/21	at Ind	3	3	0	-	-	-	-	-	-
10/28	at Den	4	4	0	-	-	-	-	-	-
11/04	at Atl	4	4	0	2-12	-	1	-	-	-
11/11	Buf	2	2	0	-	-	-	-	-	-
11/18	St.L	5	5	0	-	-	-	-	-	-
11/25	NO	2	2	0	-	1-0	1	-	-	-
12/02	at NYJ	1	1	0	-	-	-	-	-	-
12/09	Cle	0	0	0	-	1-0	1	-	-	-
12/16	at Buf	3	3	0	1-7	-	-	1	-	-
12/22	Mia	3	2	1	1-2	-	-	-	-	-
01/06	at Car	0	0	0	-	-	-	-	-	-
2001 Totals		**43**	**35**	**8**	**6-34**	**2-0**	**4**	**1**	**0**	**0**
01/19	Oak	2	2	0	-	-	-	-	-	-
01/27	at Pit	3	3	0	1-2	-	-	-	-	-
02/03	St.L	5	5	0	-	-	-	-	-	-
2001 Postseason		**10**	**10**	**0**	**1-2**	**0**	**0**	**0**	**0**	**0**

RICHARD SEYMOUR

Date	Opp.	TT	UT	A	S/Y	I/Y	PD	FF	FR	ST
09/09	at Cin	inactive								
09/23	NYJ	4	3	1	-	-	-	-	-	-
09/30	Ind	2	2	0	-	-	-	-	-	-
10/07	at Mia	7	4	3	-	-	-	-	-	-
10/14	SD	2	1	1	-	-	-	-	-	-
10/21	at Ind	inactive								
10/28	at Den	inactive								
11/04	at Atl	1	1	0	1-6	-	-	-	-	-
11/11	Buf	7	5	2	-	-	-	-	-	-
11/18	St.L	2	1	1	-	-	-	-	-	-
11/25	NO	3	1	2	-	-	-	-	-	-
12/02	at NYJ	3	2	1	1-6	-	-	-	-	-
12/09	Cle	5	1	4	1-6	-	1	-	-	-
12/16	at Buf	2	1	1	-	-	-	-	-	-
12/22	Mia	4	1	3	-	-	-	-	-	-
01/06	at Car	2	2	0	-	-	-	-	1	-
2001 Totals		**44**	**25**	**19**	**3-18**	**0**	**1**	**0**	**1**	**0**
01/19	Oak	5	2	3	-	-	1	-	-	-
01/27	at Pit	3	3	0	-	-	-	-	-	-
02/03	St.L	3	2	1	1-7	-	1	-	-	-
2001 Postseason		**11**	**7**	**4**	**1-7**	**0**	**2**	**0**	**0**	**0**

TERRANCE SHAW

Date	Opp.	TT	UT	A	S/Y	I/Y	PD	FF	FR	ST
09/09	at Cin	inactive								
09/23	NYJ	0	0	0	-	-	-	-	-	-
09/30	Ind	inactive								
10/07	at Mia	0	0	0	-	-	-	-	-	1
10/14	SD	1	1	0	-	-	-	-	-	2
10/21	at Ind	inactive								
10/28	at Den	3	2	1	-	-	-	-	-	-
11/04	at Atl	1	1	0	-	-	-	-	-	-
11/11	Buf	1	1	0	-	-	-	-	-	-
11/18	St.L	2	1	1	-	-	-	-	-	1
11/25	NO	4	4	0	-	-	-	-	-	-
12/02	at NYJ	2	2	0	-	-	-	-	-	-
12/09	Cle	0	0	0	-	-	-	-	-	1
12/16	at Buf	0	0	0	-	-	2	-	-	-
12/22	Mia	5	5	0	-	-	2	-	-	-
01/06	at Car	3	2	1	-	-	-	-	-	-
2001 Totals		**22**	**19**	**3**	**0**	**0**	**4**	**0**	**0**	**5**
01/19	Oak	0	0	0	-	-	-	-	-	1
01/27	at Pit	1	1	0	-	-	2	-	-	1
02/03	St.L	0	0	0	-	-	1	-	-	-
2001 Postseason		**1**	**1**	**0**	**0**	**0**	**3**	**0**	**0**	**2**

OTIS SMITH

Date	Opp.	TT	UT	A	S-Y	I-Y	PD	FF	FR	ST
09/09	at Cin	3	3	0	-	-	-	-	-	-
09/23	NYJ	inactive								
09/30	Ind	4	3	1	-	1-78	1	-	-	-
10/07	at Mia	4	4	0	-	-	-	-	-	-
10/14	SD	2	2	0	-	-	-	-	-	4
10/21	at Ind	3	3	0	-	-	1	-	-	-
10/28	at Den	2	2	0	-	-	1	-	-	-
11/04	at Atl	2	1	1	-	1-17	2	-	-	-
11/11	Buf	4	3	1	-	1-1	2	-	-	-
11/18	St.L	10	9	1	-	-	2	-	-	1
11/25	NO	3	2	1	1-0	-	1	-	-	1
12/02	at NYJ	5	4	1	-	-	-	-	-	-
12/09	Cle	2	2	0	-	-	1	-	1	-
12/16	at Buf	6	6	0	-	-	2	-	-	-
12/22	Mia	2	2	0	-	-	1	-	1	-
01/06	at Car	5	4	1	1-6	2-85	5	-	-	-
2001 Totals		**57**	**50**	**7**	**2-6**	**5-18**	**119**	**0**	**2**	**6**
01/19	Oak	5	2	3	-	-	1	-	-	1
01/27	at Pit	7	6	1	-	-	-	-	-	-
02/03	St.L	4	4	0	-	1-30	3	-	-	1
2001 Postseason		**16**	**12**	**4**	**0**	**1-30**	**4**	**0**	**0**	**2**

MATT STEVENS

Date	Opp.	TT	UT	A	S-Y	I-Y	PD	FF	FRSPT
09/09	at Cin	8	8	0	-	-	-	-	-	1
09/23	NYJ	3	1	2	-	-	-	-	-	1
09/30	Ind	2	0	2	-	-	-	-	-	1
10/07	at Mia	inactive								
10/14	SD	3	0	3	-	-	-	-	-	-
10/21	at Ind	2	1	1	-	-	-	-	-	1
10/28	at Den	1	1	0	-	1-9	1	-	-	-
11/04	at Atl	2	2	0	-	-	-	-	-	-
11/11	Buf	3	3	0	-	-	-	-	-	-
11/18	St.L	3	2	1	-	-	-	-	-	-
11/25	NO	0	0	0	-	-	-	-	-	2
12/02	at NYJ	2	2	0	-	-	-	-	-	-
12/09	Cle	3	1	2	-	-	-	-	-	-
12/16	at Buf	3	2	1	-	-	-	-	-	-
12/22	Mia	1	0	1	-	-	-	-	-	-
01/06	at Car	1	1	0	-	-	1	-	-	-
2001 Totals		**37**	**24**	**13**	**0**	**1-9**	**2**	**0**	**0**	**6**
01/19	Oak	1	1	0	-	-	-	-	-	1
01/27	at Pit	2	1	1	-	-	-	-	-	-
02/03	St.L	0	0	0	-	-	-	-	-	-
2001 Postseason		**3**	**2**	**1**	**0**	**0**	**0**	**0**	**0**	**1**

MIKE VRABEL

Date	Opp.	TT	UT	A	S-Y	I-Y	PD	FF	FRSPT
09/09	at Cin	1	0	1	-	-	1	-	-	-
09/23	NYJ	4	2	2	-	-	1	-	-	-
09/30	Ind	1	1	0	-	-	-	-	-	1
10/07	at Mia	3	3	0	-	1-15	1	-	-	1
10/14	SD	5	4	1	-	-	-	-	-	-
10/21	at Ind	6	4	2	1-6	-	-	-	-	-
10/28	at Den	0	0	0	-	-	-	-	-	-
11/04	at Atl	3	2	11.5-3.5	-	1	-	-	-
11/11	Buf	4	2	2	-	-	-	-	-	-
11/18	St.L	1	1	0	-	-	-	-	-	1
11/25	NO	0	0	0	-	-	1	-	-	-
12/02	at NYJ	5	4	1	-	1-12	1	-	-	-
12/09	Cle	9	5	40.5-4.5	-	-	-	-	-
12/16	at Buf	8	6	2	-	-	3	-	-	-
12/22	Mia	5	0	5	-	-	-	-	-	-
01/06	at Car	5	3	2	-	-	-	-	-	-
2001 Totals		**60**	**37**	**23**	**3-14**	**2-27**	**9**	**0**	**0**	**3**
01/19	Oak	3	1	2	-	-	-	-	-	-
01/27	at Pit	4	3	1	-	-	-	-	-	-
02/03	St.L	4	2	2	-	-	-	-	-	1
2001 Postseason		**11**	**6**	**5**	**0**	**0**	**0**	**0**	**0**	**1**

2001 GAME-BY-GAME SPECIAL TEAMS TACKLES

Date	Opp.	Coleman TT-S-A	Edwards TT-S-A	Pass TT-S-A	Paxton TT-S-A	Redmond TT-S-A	Vinatieri TT-S-A	Walter TT-S-A
09/09	at Cin		0-0-0	0-0-0	0-0-0	0-0-0	0-0-0	0-0-0
09/23	NYJ		0-0-0	0-0-0	0-0-0	0-0-0	0-0-0	0-0-0
09/30	Ind		0-0-0	0-0-0	0-0-0	0-0-0	0-0-0	0-0-0
10/07	at Mia		0-0-0	1-1-0	1-1-0	0-0-0	0-0-0	0-0-0
10/14	SD		0-0-0	1-1-0	0-0-0	0-0-0	0-0-0	0-0-0
10/21	at Ind		0-0-0	1-1-0	0-0-0	2-1-1	0-0-0	0-0-0
10/28	at Den		0-0-0	0-0-0	0-0-0	0-0-0	0-0-0	0-0-0
11/04	at Atl	Signed 11/8	0-0-0	2-2-0	0-0-0	0-0-0	1-1-0	0-0-0
11/11	Buf	0-0-0	0-0-0	0-0-0	0-0-0	0-0-0	0-0-0	0-0-0
11/18	St.L	0-0-0	0-0-0	0-0-0	0-0-0	0-0-0	0-0-0	0-0-0
11/25	NO	0-0-0	0-0-0	1-0-1	0-0-0	0-0-0	1-0-1	0-0-0
12/02	at NYJ	0-0-0	0-0-0	0-0-0	0-0-0	0-0-0	1-1-0	0-0-0
12/09	Cle	2-2-0	0-0-0	3-2-1	0-0-0	0-0-0	0-0-0	0-0-0
12/16	at Buf	0-0-0	0-0-0	0-0-0	0-0-0	0-0-0	1-1-0	0-0-0
12/22	Mia	0-0-0	0-0-0	0-0-0	0-0-0	0-0-0	0-0-0	0-0-0
01/06	at Car	0-0-0	2-1-1	1-1-0	0-0-0	1-1-0	0-0-0	0-0-0
2001 Totals		**2-2-0**	**2-1-1**	**11-9-2**	**1-1-0**	**3-2-1**	**4-3-1**	**0-0-0**
01/19	Oak	0-0-0	0-0-0	0-0-0	0-0-0	0-0-0	0-0-0	0-0-0
01/27	at Pit	1-1-0	0-0-0	1-0-1	0-0-0	0-0-0	0-0-0	1-1-0
02/03	St.L	0-0-0	0-0-0	0-0-0	0-0-0	0-0-0	0-0-0	0-0-0
2001 Postseason		**1-1-0**	**0-0-0**	**1-0-1**	**0-0-0**	**0-0-0**	**0-0-0**	**1-1-0**

2001 Game-by-Game Statistics

KICKING/PUNTING

2001 Kicking Totals
ADAM VINATIERI

Date	Opponent	XP	XPA	%	FG	FGA	Blk	%	PTS
09/30	Indianapolis	5	5	100%	3	3	0	100%	14
10/07	at Miami	1	1	100%	1	1	0	100%	4
10/14	San Diego	2	3	67%	3	4	0	75%	11
10/21	at Indianapolis	5	5	100%	1	1	0	100%	8
10/28	at Denver	2	2	100%	2	2	0	100%	8
11/04	at Atlanta	3	3	100%	1	1	0	100%	6
11/11	Buffalo	3	3	100%	0	2	0	0%	3
11/18	St. Louis	2	2	100%	1	1	0	100%	5
11/25	New Orleans	4	4	100%	0	1	0	0%	4
12/02	at New York Jets	2	2	100%	1	1	0	100%	5
12/09	Cleveland	3	3	100%	2	4	0	50%	9
12/16	at Buffalo	0	0	100%	4	4	0	100%	12
12/22	Miami	2	2	100%	2	2	0	100%	8
01/06	at Carolina	5	5	100%	1	1	0	100%	8
Regular Season Totals		**41**	**42**	**98%**	**24**	**30**	**0**	**80.0%**	**113**
01/19	Oakland	1	1	100%	3	3	0	100%	10
01/27	at Pittsburgh	3	3	100%	1	2	0	50%	6
02/03	St. Louis	2	2	100%	2	2	0	100%	8
Postseason Totals		**6**	**6**	**100.0%**	**6**	**7**	**0**	**85.7%**	**24**

2001 Punting Totals
KEN WALTER

No.	Yds	Avg	TB	In 20	Lg	B
		Signed 10/17/01				
3	109	36.3	0	1	41	0
2	89	44.5	1	1	54	0
6	241	40.2	1	1	55	0
3	114	38.0	0	1	58	0
4	164	41.0	0	1	57	0
4	172	43.0	0	3	45	0
6	217	36.2	0	2	46	0
3	131	43.7	0	3	47	0
7	287	41.0	0	5	48	0
5	211	42.2	0	2	48	0
6	227	37.8	0	4	46	0
49	**1962**	**40.0**	**2**	**24**	**58**	**0**
8	280	35.0	1	1	43	0
7	274	39.1	1	2	52	0
8	345	43.1	2	4	53	0
23	**899**	**39.1**	**4**	**7**	**53**	**0**

PUNT RETURNS

		Troy Brown Punt Returns						Kevin Faulk Punt Returns					
Date	Opponent	No	FC	Yds	Avg	LG	TD	No	FC	Yds	Avg	LG	TD
09/09	at Cincinnati	0	3	0	0.0	0	0				inactive		
09/23	New York Jets	4	1	44	11.0	22	0	-	-	-	-	-	-
09/30	Indianapolis	2	1	22	11.0	12	0	1	0	10	10.0	10	0
10/07	at Miami	2	0	0	0.0	0	0	-	-	-	-	-	-
10/14	San Diego	1	1	40	40.0	40	0	-	-	-	-	-	-
10/21	at Indianapolis	1	1	9	9.0	9	0	-	-	-	-	-	-
10/28	at Denver	1	1	7	7.0	7	0	1	0	2	2.0	2	0
11/04	at Atlanta	2	2	10	5.0	7	0	-	-	-	-	-	-
11/11	Buffalo	1	1	29	29.0	29	0	-	-	-	-	-	-
11/18	St. Louis	1	0	7	7.0	7	0	-	-	-	-	-	-
11/25	New Orleans	0	2	0	0.0	0	0	-	-	-	-	-	-
12/02	at New York Jets	2	0	0	0.0	0	0	-	-	-	-	-	-
12/09	Cleveland	4	0	125	31.3	85t	1	1	0	8	8.0	8	0
12/16	at Buffalo	4	0	33	8.3	15	0	1	0	7	7.0	7	0
12/22	Miami	2	0	17	8.5	10	0	-	-	-	-	-	-
01/06	at Carolina	2	2	70	35.0	68t	1	-	-	-	-	-	-
Regular Season Totals		**29**	**15**	**413**	**14.2**	**85t**	**2**	**4**	**0**	**27**	**6.8**	**10**	**0**
01/19	Oakland	5	0	49	9.8	27	0	-	-	-	-	-	-
01/27	at Pittsburgh	3	1	80	26.7	55t	1	-	-	-	-	-	-
02/03	St. Louis	1	1	4	4.0	4	0	-	-	-	-	-	-
Postseason Totals		**9**	**2**	**133**	**14.8**	**55**	**1**	**0**	**0**	**0**	**0.0**	**0**	**0**

KICKOFF RETURNS

		Kevin Faulk Kickoff Returns						Patrick Pass Kickoff Returns						Ben Kelly Kickoff Returns						J.R. Redmond Kickoff Returns					
Date	Opp.	No	Yds	Avg	LG	TD	No	Yds	Avg	LG	TD	No	Yds	Avg	LG	TD	No	Yds	Avg	LG	TD
09/09	at Cincinnati		inactive				-	-	-	-	-						2	57	28.5	30	0
09/23	NYJ	2	50	25.0	30	0	-	-	-	-	-						-	-	-	-	-
09/30	Ind	1	25	25.0	25	0	-	-	-	-	-								inactive		
10/07	at Miami	2	42	21.0	26	0	-	-	-	-	-								inactive		
10/14	SD	5	99	19.8	32	0	1	18	18.0	18	0								inactive		
10/21	at Ind	4	87	21.8	25	0	-	-	-	-	-						-	-	-	-	-
10/28	at Denver	6	135	22.5	42	0	-	-	-	-	-		Claimed Waivers 11/2/01				-	-	-	-	-
11/04	at Atlanta	1	18	18.0	18	0	-	-	-	-	-		inactive				-	-	-	-	-
11/11	Buffalo	1	29	29.0	29	0	1	18	18.0	18	0		inactive				-	-	-	-	-
11/18	St. Louis	5	81	16.2	19	0	-	-	-	-	-		inactive						did not play		
11/25	NO	-	-	-	-	-	-	-	-	-	-	2	33	16.5	28	0	-	-	-	-	-
12/02	at NYJ	-	-	-	-	-	-	-	-	-	-	5	90	18.0	26	0	-	-	-	-	-
12/09	Cleveland	5	82	16.4	22	0	-	-	-	-	-		inactive				-	-	-	-	-
12/16	at Buffalo	-	-	-	-	-	4	88	22.0	27	0		Placed on IR				-	-	-	-	-
12/22	Miami	-	-	-	-	-	2	39	19.5	22	0						-	-	-	-	-
01/06	at Carolina	1	14	14.0	14	0	2	59	29.5	33	0						-	-	-	-	-
2001 Totals		**33**	**662**	**20.1**	**42**	**0**	**10**	**222**	**22.2**	**33**	**0**	**7**	**123**	**17.6**	**28**	**0**	**2**	**57**	**28.5**	**30**	**0**
01/19	Oakland	-	-	-	-	-	5	95	19.0	24	0										
01/27	at Pittsburgh	-	-	-	-	-	3	83	27.7	35	0										
02/03	* St. Louis	-	-	-	-	-	3	85	28.3	35	0										
Postseason Totals		**0**	**0**	**0.0**	**0**	**0**	**11**	**263**	**23.9**	**35**	**0**										

Other Kickoff Returns: David Patten 2 for 44 yards; Curtis Jackson 2 for 30 yards; Marc Edwards 1 for 23 yards; Troy Brown 1 for 13 yards; Tedy Bruschi 1 for 10 yards.

2001 Honors and Awards

OWNER ROBERT KRAFT
★ All Terry Team (Fox's Terry Bradshaw)

HEAD COACH BILL BELICHICK
★ *CNNSI's* Peter King's Co-Head Coach of the Year
★ *Sports Illustrated's* Dr. Z's Coach of the Year
★ *USA Today's* All-Joe Team
★ *College & Pro Football Newsweekly* Coach of the Year
★ *ESPN's* Dan Patrick's Coach of the Year
★ *Dallas Morning News* Rich Gosselin's Coach of the Year

SCOTT PIOLI
★ *Dallas Morning News* Rich Gosselin's Executive of the Year

TOM BRADY
★ Pete Rozelle Trophy - Super Bowl MVP
★ All Terry Team (Fox's Terry Bradshaw)
★ AFC Player of the Week (Wk 5 & Wk 11)
★ Shaw's 12th-Player Award

TROY BROWN
★ *Pro Football Weekly* All-NFL Punt Returner
★ *USA Today's* All-Joe Team
★ *CBS* Phil Simms' All-Iron Team
★ *CNNSI's* Peter King's All-Pro Team
★ *Football Digest* All-Pro First-Team Punt Returner
★ *Football Digest* All-Pro Second-Team Wide Receiver
★ *Football Digest* All-AFC Punt Returner
★ *College and Pro Football Newsweekly* First Team Punt Returner
★ AFC Special Teams Player of the Month (Dec./Jan.)
★ AFC Player of the Week (AFC Championship Game)

MARC EDWARDS
★ *USA Today's* All-Joe Team

TY LAW
★ *Football Digest* All-AFC Cornerback

MATT LIGHT
★ *Football News* 2001 NFL All-Rookie Team

LAWYER MILLOY
★ *Pro Football Weekly* All-AFC Team
★ *CNNSI's* Peter King's All-Pro Team
★ *Football Digest* All-AFC Safety
★ *College and Pro Football Newsweekly* Second Team Safety

DAVID PATTEN
★ AFC Offensive Player of the Week (Wk 6)

RICHARD SEYMOUR
★ *Pro Football Weekly* All-Rookie Team
★ *Sports Illustrated's* Dr. Z's Defensive Rookie of the Year

ANTOWAIN SMITH
★ *USA Today's* All-Joe Team
★ *College and Pro Football Newsweekly* Second Team Running Back

ADAM VINATIERI
★ AFC Special Teams Player of the Week (Wk 14 and Divisional Playoffs)

KEN WALTER
★ AFC Special Teams Player of the Week (Wk 15)

DAMIEN WOODY
★ *Sports Illustrated's* Dr. Z's All-Pro Team
★ *Football Digest* All-Pro Second-Team Center

MILLER LITE PLAYER OF THE GAME

Opponent	Miller Lite Player	Statistical Info
Cincinnati	WR Troy Brown	7 rec., 106 yds and 1 td
NY Jets	WR Troy Brown	5 rec., 82 yds; 4 pr, 44 yds
Indianapolis	LB Bryan Cox	11 tackles
Miami	LB Mike Vrabel	3 tackles, 1 interception
San Diego	QB Tom Brady	33-54, 364 yds, 2 tds
Indianapolis	**WR David Patten**	**4 rec.-117 yds-2 tds; 1 ru-29 yds-1td; 1-1 pa-60yds-1td**
Denver	DE Willie McGinest	5 tackles, 2 sacks
Atlanta	DE Willie McGinest	5 tackles, 2 sacks
Buffalo	RB Antowain Smith	20 att., 100 yds, 2 tds
St. Louis	WR Troy Brown	8 rec.-91 yds
New Orleans	**QB Tom Brady**	**19-26, 258 yds, 4 tds**
NY Jets	LB Roman Phifer	9 tackles
Cleveland	WR Troy Brown	7 rec., 89 yds; 4 punt ret., 125 yds, incl. 85 yd td
Buffalo	K Adam Vinatieri	4 FGs, incl. 23-yd gm-winner
Miami	RB Antowain Smith	26 att., 156 yds, 1 td
Carolina	WR Troy Brown	6 rec., 45 yds; 2 punt ret., 70 yds, incl. 68 yd TD

Note - Bold denotes NFL Miller Lite Player of the Week Winner

2001 TELEVISION RATINGS

2001 PRESEASON

Date	Opponent	Affiliate/ Network	Rating/ Share	Results
Fri., Aug. 10	N.Y. Giants	WCVB	12.7 / 23 (5th Quarter - 5.5 / 11)	W, 14-0
Sat., Aug. 18	at Carolina	WCVB	7.4 / 15	W, 23-8
Sat., Aug. 25	at Tampa Bay	WCVB	6.8 / 13	L, 3-20
Thur., Aug. 30	Washington	WCVB	11.1 / 17 (5th Quarter - 7.5 / 15)	W, 33-13

2001 REGULAR SEASON

Date	Opponent	Affiliate/ Network	Rating/ Share	Results
Sun., Sept. 9	at Cincinnati	WBZ	18.2 / 43	L, 17-23
Sun., Sept. 23	N.Y. Jets	WBZ	23.8 / 40	L, 3-10
Sun., Sept. 30	Indianapolis	WBZ	21.0 / 46	W, 44-13
Sun., Oct. 7	at Miami	WBZ	16.0 / 33	L, 10-30
Sun., Oct. 14	San Diego	WBZ	23.3 / 45	W, 29-26 ot
Sun., Oct. 21	at Indianapolis	WBZ	20.4 / 49	W, 38-17
Sun., Oct. 28	at Denver	WBZ	27.8 / 44	L, 31-20
Sun., Nov. 4	at Atlanta	WBZ	24.4 / 48	W, 24-10
Sun., Nov. 11	Buffalo	WBZ	23.4 / 49	W, 21-11
Sun., Nov. 18	St. Louis	ESPN	25.7 / 39	L, 24-17
Sun., Nov. 25	New Orleans	WFXT	27.1 / 44	W, 34-17
Sun., Dec. 2	at N.Y. Jets	WBZ	27.0 / 56	W, 17-16
Sun., Dec. 9	Cleveland	WBZ	29.8 / 58	W, 27-16
Sun., Dec. 16	at Buffalo	WBZ	27.1 / 60	W, 12-9 ot
Sat., Dec. 22	Miami	WBZ	28.4 / 60	W, 20-13
Sun., Jan. 6	at Carolina	WBZ	31.0 / 59	W, 38-6
Sat., Jan. 19	Oakland *	WBZ	40.6 / 61	W, 16-13 ot
Sun., Jan. 27	at Pittsburgh #	WBZ	45.5 / 79	W, 24-17
Sun., Feb. 3	St. Louis ^	WFXT	56.1 / 78	W, 20-17

*-AFC Divisional Playoff #-AFC Championship ^-Super Bowl XXXVI

Note: Each rating point represents one percent of the area's 2.1 million homes. Cable channel ratings are based on the full number of homes, although only 76 percent of area homes have cable service.

MUST SEE TV

Super Bowl XXXVI attracted 131.7 million Americans (almost one in every two citizens) for all or parts of the game to make it the fifth most-watched program in television history. The first four programs are Super Bowls (XXX, XXVIII, XXXII and XXVII). In fact, the 10 most-watched shows in TV history are Super Bowls. Super Bowl XXXVI earned a 40.4 national rating with a 61 share. That rating was the highest of the TV season and the 12th consecutive year that Super Bowl earned a 40.0-plus rating.

During the regular season, 10 of the Patriots broadcasts were the highest rated program in the Boston market, including each of the final seven regular season games. They drew their highest regular season rating, 31.0, against Carolina in the regular season finale.

2001 Player Participation Chart

	GP/GS/DNP/INA	at Cincinnati	New York Jets	Indianapolis	at Miami	San Diego	at Indianapolis	at Denver	at Atlanta	Buffalo	St. Louis	New Orleans	at New York Jets	Cleveland	at Buffalo	Miami	at Carolina	Oakland	at Pittsburgh	St. Louis
Akbar, Hakim	6/0/0/3	X	X	X	sub	sub	sub	sub	sub	sub	Placed on Reserve List NFI on 11/16/01									
Andruzzi, Joe	16/16/0/0	RG	RG	RG	RG	RG	RG	RG	RG	RG	RG	RG	RG	RG	RG	RG	RG	RG	RG	
Ayi, Kole	1/0/0/1				Claimed Waivers (NYG) 11/15/01						sub	X	Placed on IR 11/28/01							
Bledsoe, Drew	2/2/7/7	QB	QB	3rd	3rd	3rd	3rd	3rd	3rd	3rd	dnp	dnp	dnp	dnp	dnp	dnp	dnp	dnp	sub	dnp
Brady, Tom	15/14/1/0	dnp	sub	QB	QB	QB	QB	QB	QB	QB	QB	QB	QB	QB	QB	QB	QB	QB	QB	QB
Brown, Troy	16/13/0/0	sub	WR	WR	WR	WR	sub	WR	WR	sub	WR	WR	WR	WR	WR	WR	WR	WR	WR	WR
Bruschi, Tedy	15/9/0/1	WLB	WLB	WLB	sub	X	sub	sub	sub	sub	sub	MLB	MLB	MLB	MLB	MLB	MLB	MLB	ILB	MLB
Buckley, Terrell	15/1/0/1	sub	RCB	sub	sub	sub	sub	X	sub	sub	sub	sub	sub	sub	sub	sub	sub	sub	sub	sub
Chatham, Matt	11/0/0/3		sub		sub	X	sub	sub	sub	sub	X	sub	X	sub	sub	sub	sub	sub	sub	sub
Cherry, Je'Rod	16/0/0/0	sub	sub	sub	sub	sub	sub	sub	sub	sub	sub	sub	sub	sub	sub	sub	sub	sub	sub	sub
Coleman, Fred	8/0/0/0						Signed 11/8/01		sub	sub	sub	sub	sub	sub	sub	sub	sub	sub	sub	sub
Compton, Mike	16/16/0/0	LG	LG	LG	LG	C	LG	LG	LG	LG	LG	LG	LG	LG	LG	LG	LG	LG	LG	LG
Cox, Bryan	11/7/0/5	ILB	ILB	ILB	ILB	ILB	ILB	ILB	X	X	X	X	sub	X	sub	sub	sub	sub	sub	sub
Edwards, Marc	16/13/0/0	FB	FB	FB	FB	sub	FB	FB	FB	FB	FB	FB	FB	sub	FB	sub	FB	FB	FB	FB
Emanuel, Bert	2/1/0/2	WR	sub	X	X	Released 10/9/01														
Farris, Jimmy	0/0/0/0														Signed 1/11/02		X	X	X	
Faulk, Kevin	15/1/0/1	X	sub	sub	sub	sub	sub	sub	sub	sub	sub	sub	sub	sub	sub	RB	sub	sub	sub	sub
Glenn, Terry	4/1/0/8	NFL suspension				WR	X	X	X	X	X	X	TS	sub	sub	sub	X	TS	TS	TS
Hamilton, Bobby	16/15/0/0	DE	DE	DE	DE	DE	DE	DE	DE	sub	DE	DE	DE	DE	DE	DE	DE	DE	DE	DE
Harris, Antwan	11/1/0/5	sub	X	X	DB	sub	X	X	X	sub	sub	sub	sub	sub	sub	sub	sub	sub	sub	sub
Holmberg, Rob	2/0/0/0	signed 10/5/01			sub	sub	Released 10/17/01													
Huard, Damon	0/0/7/9	3rd	3rd	dnp	dnp	dnp	dnp	dnp	dnp	dnp	3rd	3rd	3rd	3rd	3rd	3rd	3rd	3rd	3rd	3rd
Izzo, Larry	16/0/0/0	sub	sub	sub	sub	sub	sub	sub	sub	sub	sub	sub	sub	sub	sub	sub	sub	sub	sub	sub
Jackson, Curtis	2/0/1/0			Signed 10/21/01		dnp	sub	sub	Placed on IR 11/7/01											
Johnson, Charles	14/2/0/2	sub	sub	sub	sub	sub	sub	sub	sub	WR	sub	sub	sub	WR	X	X	sub	sub	sub	sub
Johnson, Lee	5/0/0/0	sub	sub	sub	sub	sub	Released 10/15/01													
Johnson, Ted	12/5/0/4	X	sub	sub	sub	WLB	WLB	WLB	WLB	MLB	X	X	X	sub	sub	sub	sub	sub	sub	sub
Jones, Kenyatta	5/0/1/10	sub	sub	sub	sub	X	X	X	sub	X	dnp	X	X	X	X	X	X	X	X	X
Jones, Tebucky	16/12/0/0	sub	sub	sub	FS	FS	FS	FS	FS	FS	FS	sub	FS	FS	FS	FS	FS	FS	FS	FS
Kelly, Ben	2/0/0/4			Claimed off Waivers 11/2/01					X	X	X	sub	sub	X	Placed on IR					
Klemm, Adrian	0/0/2/5	X	X	X	X	dnp	dnp	X	Placed on IR 11/2/01											
Law, Ty	16/16/0/0	LCB	LCB	LCB	LCB	LCB	LCB	LCB	LCB	LCB	LCB	LCB	LCB	LCB	LCB	LCB	LCB	LCB	LCB	LCB
Light, Matt	14/12/0/2	sub	LT	LT	LT	LT	LT	LT	X	sub	X	LT	LT	LT	LT	LT	LT	LT	LT	LT
Love, Arther	0/0/0/6								Signed 11/21/01		X	X	X	X	X	X	X	X	X	X
McGinest, Willie	11/5/0/5	sub	X	sub	X	sub	sub	OLB	OLB	DE	OLB	OLB	X	X	X	sub	sub	sub	OLB	sub
Milloy, Lawyer	16/16/0/0	SS	SS	SS	SS	SS	SS	SS	SS	SS	SS	SS	SS	SS	SS	SS	SS	SS	SS	SS
Mitchell, Brandon	16/11/0/0	sub	sub	NT	NT	NT	NT	NT	sub	DT	sub	DT	DT	sub	DT	DT	DT	DT	sub	DT
Moore, Marty	3/0/0/0	sub	sub	sub	Placed on IR 10/2/01															
Myers, Leonard	7/0/0/9	sub	sub	sub	X	X	sub	sub	sub	X	sub	X	X	X	X	X	X	X	X	X
Neal, Stephen	0/0/0/3											Signed 12/12/01	X	X	X	X	X	X		
Nugent, David	9/1/1/1			Signed 10/15/01		sub	sub	dnp	sub	sub	sub	sub	DT	sub	sub	X	X	X	X	
Parker, Riddick	13/0/1/2	sub	dnp	sub	sub	sub	sub	sub	sub	X	sub	sub	sub	sub	sub	X	sub	sub	sub	sub
Pass, Patrick	16/0/0/0	sub	sub	sub	sub	sub	sub	sub	sub	sub	sub	sub	sub	sub	sub	sub	sub	sub	sub	sub
Patten, David	16/14/0/0	WR	WR	sub	WR	WR	WR	WR	WR	sub	WR	WR	WR	WR	WR	WR	WR	WR	WR	WR
Paxton, Lonie	16/0/0/0	sub	sub	sub	sub	sub	sub	sub	sub	sub	sub	sub	sub	sub	sub	sub	sub	sub	sub	sub
Phifer, Roman	16/16/0/0	OLB	OLB	OLB	OLB	OLB	OLB	OLB	OLB	OLB	OLB	OLB	OLB	OLB	OLB	OLB	OLB	OLB	OLB	OLB
Pleasant, Anthony	16/16/0/0	DE	DE	DE	DE	DE	DE	DE	DE	DE	DE	DE	DE	DE	DE	DE	DE	DE	DE	DE
Redmond, J.R.	12/0/1/3	sub	sub	X	X	X	sub	sub	sub	sub	dnp	sub	sub	sub	sub	sub	sub	sub	RB	sub
Robinson-Randall, Greg	16/16/0/0	RT	RT	RT	RT	RT	RT	RT	RT	RT	RT	RT	RT	RT	RT	RT	RT	RT	RT	RT
Ruegamer, Grey	14/1/1/1	dnp	X	C	sub	sub	sub	sub	sub	sub	sub	sub	sub	sub	sub	sub	sub	sub	sub	sub
Rutledge, Rod	15/14/0/1	TE	TE	TE	sub	TE	TE	TE	X	TE	TE	TE	TE	TE	TE	TE	TE	TE	sub	sub
Sayler, Jace	2/1/0/1	NT	sub	X	Placed on IR 10/5/01															
Seymour, Richard	13/10/0/3	X	NT	sub	sub	sub	X	X	NT	DT	DT	DT	DT	DT	DT	DT	DT	DT	NT	DT
Shaw, Terrance	13/3/0/3	X	sub	X	sub	sub	X	sub	DB	sub	DB	DB	sub	sub	sub	sub	sub	sub	sub	sub
Small, Torrance	3/0/0/1	X		sub	sub	sub	Released 10/21/0													
Smith, Antowain	16/15/0/0	RB	RB	RB	RB	RB	RB	RB	RB	RB	RB	RB	RB	RB	RB	sub	RB	RB	sub	RB
Smith, Otis	15/15/0/1	RCB	X	RCB	RCB	RCB	RCB	RCB	RCB	RCB	RCB	RCB	RCB	RCB	RCB	RCB	RCB	RCB	RCB	RCB
Stevens, Matt	15/4/0/1	FS	FS	FS	X	sub	sub	sub	sub	sub	DB	sub	sub	sub	sub	sub	sub	sub	sub	sub
Sullivan, Chris	0/0/0/3											Signed 12/12/01	X	X	X	X	X	X		
Tuitele, Maugaula	1/0/0/0									Signed 12/2/01		sub	Waived 12/5/01							
Turner, T.J.	2/0/0/6	sub	X	sub	X	X	X	X	X	Waived 11/10/01										
Vinatieri, Adam	16/0/0/0	sub	sub	sub	sub	sub	sub	sub	sub	sub	sub	sub	sub	sub	sub	sub	sub	sub	sub	sub
Vrabel, Mike	16/12/0/0	OLB	OLB	OLB	OLB	OLB	OLB	sub	sub	OLB	sub	sub	OLB	OLB	OLB	OLB	OLB	OLB	ILB	OLB
Walter, Ken	11/0/0/0			Signed 10/17/01		sub	sub	sub	sub	sub	sub	sub	sub	sub	sub	sub	sub	sub	sub	sub
Wiggins, Jermaine	16/6/0/0	sub	sub	TE	TE	sub	TE	sub	TE	TE	sub	sub	sub	sub	sub	TE	sub	sub	TE	sub
Williams, Grant	14/4/0/2	LT	sub	sub	sub	X	X	sub	LT	LT	LT	sub	sub	sub	sub	sub	sub	sub	sub	sub
Woody, Damien	16/15/0/0	C	C	sub	C	LG	C	C	C	C	C	C	C	C	C	C	C	C	C	C

x - inactive / CAPS - starter / sub - played / dnp - did not play

2001 Offensive/Defensive Starters

Date	Opponent	WR	LT	LG	C	RG	RT	TE	WR	QB	RB	FB
09/09	at Cincinnati	Patten	Williams	Compton	Woody	Andruzzi	R.-Randall	Rutledge	Emanuel	Bledsoe	Smith	Edwards
09/23	New York Jets	Brown	Light	Compton	Woody	Andruzzi	R.-Randall	Rutledge	Patten	Bledsoe	Smith	Edwards
09/30	Indianapolis	Brown	Light	Compton	Ruegamer	Andruzzi	R.-Randall	Rutledge	Wiggins	Brady	Smith	Edwards
10/07	at Miami	Brown	Light	Compton	Woody	Andruzzi	R.-Randall	Wiggins	Patten	Brady	Smith	Edwards
10/14	San Diego	Brown	Light	Woody	Compton	Andruzzi	R.-Randall	Rutledge	Patten	Brady	Smith	Glenn (WR)
10/21	at Indianapolis	Wiggins (TE)	Light	Compton	Woody	Andruzzi	R.-Randall	Rutledge	Patten	Brady	Smith	Edwards
10/28	at Denver	Brown	Light	Compton	Woody	Andruzzi	R.-Randall	Rutledge	Patten	Brady	Smith	Edwards
11/04	at Atlanta	Brown	Williams	Compton	Woody	Andruzzi	R.-Randall	Wiggins	Patten	Brady	Smith	Edwards
11/11	Buffalo	Johnson	Williams	Compton	Woody	Andruzzi	R.-Randall	Wiggins	Rutledge (TE)	Brady	Smith	Edwards
11/18	St. Louis	Brown	Williams	Compton	Woody	Andruzzi	R.-Randall	Rutledge	Patten	Brady	Smith	Edwards
11/25	New Orleans	Brown	Light	Compton	Woody	Andruzzi	R.-Randall	Rutledge	Patten	Brady	Smith	Edwards
12/02	at New York Jets	Brown	Light	Compton	Woody	Andruzzi	R.-Randall	Rutledge	Patten	Brady	Smith	Edwards
12/09	Cleveland	Brown	Light	Compton	Woody	Andruzzi	R.-Randall	Rutledge	Patten	Brady	Smith	Johnson (WR)
12/16	at Buffalo	Brown	Light	Compton	Woody	Andruzzi	R.-Randall	Rutledge	Patten	Brady	Smith	Edwards
12/22	Miami	Brown	Light	Compton	Woody	Andruzzi	R.-Randall	Rutledge	Patten	Brady	Faulk	Wiggins
01/06	at Carolina	Brown	Light	Compton	Woody	Andruzzi	R.-Randall	Rutledge	Patten	Brady	Smith	Edwards
01/19	Oakland	Brown	Light	Compton	Woody	Andruzzi	R.-Randall	Rutledge	Patten	Brady	Smith	Edwards
01/27	at Pittsburgh	Brown	Light	Compton	Woody	Andruzzi	R.-Randall	Wiggins	Patten	Brady	Redmond	Edwards
02/03	St. Louis	Brown	Light	Compton	Woody	Andruzzi	R.-Randall	Wiggins	Patten	Brady	Smith	Edwards

Date	Opponent	DE	NT	DE	OLB	ILB	ILB	OLB	LCB	RCB	SS	FS
09/09	at Cincinnati	Hamilton	Sayler	Pleasant	Vrabel	Cox	Bruschi	Phifer	Law	Smith	Milloy	Stevens
09/23	New York Jets	Hamilton	Seymour	Pleasant	Vrabel	Cox	Bruschi	Phifer	Law	Buckley	Milloy	Stevens
09/30	Indianapolis	Hamilton	Mitchell	Pleasant	Vrabel	Cox	Bruschi	Phifer	Law	Smith	Milloy	Stevens
10/07	at Miami	Hamilton	Mitchell	Pleasant	Vrabel	Cox	Harris(DB)	Phifer	Law	Smith	Milloy	Jones
10/14	San Diego	Hamilton	Mitchell	Pleasant	Vrabel	Cox	Johnson	Phifer	Law	Smith	Milloy	Jones
10/21	at Indianapolis	Hamilton	Mitchell	Pleasant	Vrabel	Cox	Johnson	Phifer	Law	Smith	Milloy	Jones
10/28	at Denver	Hamilton	Mitchell	Pleasant	McGinest	Cox	Johnson	Phifer	Law	Smith	Milloy	Jones
11/04	at Atlanta	Hamilton	Seymour	Pleasant	McGinest	Shaw (DB)	Johnson	Phifer	Law	Smith	Milloy	Jones
Date	**Opponent**	**DE**	**DT**	**DT**	**DE**	**OLB**	**MLB**	**OLB**	**LCB**	**RCB**	**SS**	**FS**
11/11	Buffalo	McGinest	Mitchell	Seymour	Pleasant	Vrabel	Johnson	Phifer	Law	Smith	Milloy	Jones
11/18	St. Louis	Hamilton	Seymour	Pleasant	McGinest	Shaw (DB)	Stevens (DB)	Phifer	Law	Smith	Milloy	Jones
11/25	New Orleans	Hamilton	Mitchell	Seymour	Pleasant	McGinest	Bruschi	Phifer	Law	Smith	Milloy	Shaw (DB)
12/02	at New York Jets	Hamilton	Mitchell	Seymour	Pleasant	Vrabel	Bruschi	Phifer	Law	Smith	Milloy	Jones
12/09	Cleveland	Hamilton	Nugent	Seymour	Pleasant	Vrabel	Bruschi	Phifer	Law	Smith	Milloy	Jones
12/16	at Buffalo	Hamilton	Mitchell	Seymour	Pleasant	Vrabel	Bruschi	Phifer	Law	Smith	Milloy	Jones
12/22	Miami	Hamilton	Mitchell	Seymour	Pleasant	Vrabel	Bruschi	Phifer	Law	Smith	Milloy	Jones
01/06	at Carolina	Hamilton	Mitchell	Seymour	Pleasant	Vrabel	Bruschi	Phifer	Law	Smith	Milloy	Jones
01/19	Oakland	Hamilton	Mitchell	Parker	Pleasant	Vrabel	Bruschi	Phifer	Law	Smith	Milloy	Jones
Date	**Opponent**	**DE**	**NT**	**DE**	**OLB**	**ILB**	**ILB**	**OLB**	**LCB**	**RCB**	**SS**	**FS**
01/27	at Pittsburgh	Hamilton	Seymour	Pleasant	McGinest	Vrabel	Bruschi	Phifer	Law	Smith	Milloy	Jones
Date	**Opponent**	**DE**	**DT**	**DT**	**DE**	**OLB**	**MLB**	**OLB**	**LCB**	**RCB**	**SS**	**FS**
02/03	St. Louis	Hamilton	Mitchell	Seymour	Pleasant	Vrabel	Bruschi	Phifer	Law	Smith	Milloy	Jones

2001-02 Transactions By Date

2001

1/3 Adam Davis.....Signed
Rob Gatrell .....Signed
Sean Morey.....Signed
Maugaula Tuitele ..Signed
2/1 Larry Bowie.....Signed
2/22 John Friesz .....Released
Olrick Johnson .....Released
Marc Megna .....Released
2/27 Chris Slade .....Released
3/6 Larry Izzo .....Signed
3/7 Drew Bledsoe .....Signed to 10-yr contract extension
3/13 Garrett Johnson ....Re-signed
Henry Thomas.....Terminated Contract
Larry Whigham .....Terminated Contract
Tony Hamler .....Waived
3/16 Mike Vrabel.....Signed
Matt Stevens.....Re-signed
3/19 Marc Edwards.....Signed
Kato Serwanga .....Re-Signed
3/20 Joe Panos .....Signed
3/22 Anthony Pleasant ..Signed
Terrance Shaw.....Signed
3/30 Bert Emanuel.....Signed
4/2 Mike Compton.....Signed
Damon Huard .....Signed
David Patten .....Signed
4/6 Antico Dalton .....Re-signed
Reggie Grimes .....Re-signed
4/11 Jermaine Wiggins ..Re-signed
4/16 Brandon Mitchell....Re-signed
Lonie Paxton.....Re-signed
4/19 Shockmain Davis ..Re-signed
4/26 Antonio Langham ..Released
4/27 Signed as a rookie free agent: Ryan Burch, Ronney Daniels, Dan Hadenfeldt, Drew Inzer, Yubrenal Isabelle, Ben Leard, Scott McCready, Jace Sayler, Michael Van Raaphorst, Walter Williams.
4/30 Greg Spires .....Re-signed
Michael Van RaaphorstWaived
5/4 Max Lane .....Released
5/7 John Eskridge .....Waived
5/15 Sale Isaia.....Released
5/24 Johnny McWilliamsSigned
Emarlos Leroy.....Claimed off of waivers (JAX)
Ryan Burch .....Waived
Emarlos Leroy.....Failed physical
5/31 Charles Johnson ....Signed
Torrance Small .....Signed
6/5 Riddick Parker.....Signed
6/7 Antowain Smith.....Signed
6/8 Ben Leard .....Waived
6/13 Ray Hill .....Claimed off of waivers (BUF)
6/15 Hakim Akbar .....Signed
6/25 Scott McCready.....Waived
7/2 Leonard Myers .....Signed
7/5 T.J. Turner.....Signed
7/9 Scott Pioli .....Named Director of Player Personnel
7/13 Terrell Buckley.....Signed
Jabari Holloway.....Signed
Arther Love .....Signed
Owen Pochman.....Signed
7/22 Matt Light .....Signed
7/23 Stephen Neal.....Signed
Terrance Beadles....Waived
7/24 Richard Seymour ..Signed
Larry Bowie.....Released
7/25 Je'Rod Cherry.....Signed
Rob Gatrell .....Waived
7/31 Bryan Cox .....Signed
Giradie Mercer.....Claimed off of waivers (PHI)
Dane Looker .....Waived
8/1 Sale Isaia.....Signed
Chuck Osborne .....Released
8/3 Roman Phifer .....Signed
Dan Hadenfeldt .....Waived
8/9 Dan Hadenfeldt .....Signed
8/12 Tony George .....Waived
Dan Hadenfeldt .....Waived
8/13 Ryan Benjamin .....Signed
8/15 Terry Glenn .....Placed on reserve/left squad list
8/17 Michael Bishop .....Waived
8/20 Giradie Mercer.....Waived
8/21 Jeff Paulk .....Waived
8/24 Robert Edwards ....Waived
8/26 Ryan Benjamin .....Waived
Ronney Daniels.....Waived
Shockmain Davis ..Waived
Reggie Grimes .....Waived
Yubrenal Isabelle.....Waived
Stephen Neal.....Waived
8/28 Marty Moore .....Signed
Antico Dalton .....Waived
Adam Davis.....Waived
Maugaula Tuitelle ..Waived
Ray Hill .....Placed on injured reserve
Jabari Holloway.....Placed on injured reserve
Andy Katzenmoyer Placed on injured reserve
Arther Love .....Placed on Physically unable to perform list
9/2 Waived: Matt Chatham, Brad Costello, Chris Eitzmann, Rob Holmberg, Drew Inzer, Sale Isaia, Curtis Jackson, Garrett Johnson, Johnny McWilliams, Marty Moore, Sean Morey, David Nugent, Owen Pochman, Josh Rawlings, Kato Serwanga, Tony Simmons
Walter Williams .....Placed on injured reserve
9/3 Greg Spires .....Waived
9/4 Marty Moore .....Signed
Tom Ashworth.....Signed to the practice squad
Matt Chatham .....Signed to the practice squad
Drew Inzer.....Signed to the practice squad
Curtis Jackson .....Signed to the practice squad
David Nugent .....Signed to the practice squad
9/9 Brock Williams .....Signed and placed on injured reserve

2001-02 Transactions By Date

9/22 Matt Chatham .....Signed to active roster from practice squad
Torrance Small .....Released
9/25 Torrance Small .....Signed
Matt Chatham .....Released
Maugaula Tuitele ....Signed to the practice squad
9/26 Matt Chatham .....Signed to the practice squad
Maugaula Tuitele ....Released from practice squad
10/2 Marty Moore .....Placed on injured reserve
10/3 Matt Chatham .....Signed
Khori Ivy .....Signed to the practice squad
10/5 Jace Sayler .....Placed on injured reserve
Rob Holmberg.....Signed
10/9 Bert Emanuel.....Released
Tom Ashworth.....Released from practice squad
10/15 David Nugent .....Signed
Lee Johnson .....Released
10/16 Ken Walter.....Signed
Rob Holmberg.....Released
Dan Hadenfeldt .....Signed to the practice squad
10/21 Curtis Jackson .....Signed
Torrance Small .....Released
10/23 David Leaverton ....Signed to the practice squad
Dan Hadenfeldt .....Released from practice squad
Saul Patu.....Signed to the practice squad
10/27 Khori Ivy .....Released from practice squad
David Leaverton ....Released from practice squad
10/31 Tom Ashworth.....Signed to the practice squad
Scott McCready.....Signed to the practice squad
11/2 Ben Kelly .....Claimed off of waivers (Mia)
Adrian Klemm .....Placed on injured reserve
11/7 Curtis Jackson .....Placed on injured reserve
11/8 Fred Coleman .....Signed
11/10 T.J. Turner .....Waived
11/15 Kole Ayi .....Claimed off of waivers (NYG)
11/16 Hakim Akbar .....Placed on Reserve List/ Non Football Injury
11/20 Maugaula Tuitele ....Signed to the practice squad
Saul Patu.....Released from practice squad
11/21 Arther Love .....Activated off of PUP list
11/28 Kole Ayi .....Placed on injured reserve
12/2 Maugaula Tuitele ....Signed
12/5 Maugaula Tuitele ....Released
12/6 Maugaula Tuitele ....Signed to the practice squad
12/12 Stephen Neal.....Signed
Chris Sullivan .....Signed
Ben Kelly .....Placed on injured reserve
12/28 Setema Gali.....Signed to the practice squad
Maugaula Tuitele ....Released from practice squad

2002

1/10 Terry Glenn .....Suspended
1/11 Jimmy Farris .....Signed
2/11 Signed and Allocated to NFLE: Mike Clare, Cecil Deckard, Patrick Downey, Radell Lockhart, Scott McCready, Maugaula Tuitele, Mark Washington
2/11 Maurice Anderson ..Signed
Tom Ashworth .....Signed
Ryan Benjamin .....Signed
Setema Gali.....Signed
Drew Inzer.....Signed
2/18 Matt Stevens .....Selected by Houston Texans in Expansion Draft
2/25 Jace Sayler .....Signed
Curtis Jackson .....Released
Charles Johnson ....Released
Terrence Shaw.....Released
3/1 Antowain Smith.....Re-signed
3/5 Marty Moore .....Released
3/8 Terry Glenn .....Traded (Green Bay)
3/12 Scott Dragos .....Signed
Donald Hayes .....Signed
Chris Hayes.....Signed
Rick Lyle .....Signed
3/15 Adam Vinatieri.....Signed
3/19 Rob Kelly.....Signed
3/20 Hakim Akbar .....Waived
3/22 Christian Fauria .....Signed
3/28 Cameron Cleeland ..Signed
3/29 Fred Coleman .....Re-signed
4/3 Steve Martin .....Signed
Ryan Phillips .....Signed
Mark Washington ..Waived
Cecil Deckard .....Waived
4/4 Tommy Knight.....Signed
Jermaine Wiggins ..Re-signed
4/19 Grey Ruegamer .....Re-signed
Grant Williams .....Re-signed
4/20 Daniel Graham .....Drafted
Deion Branch .....Drafted
4/21 Rohan Davey.....Drafted
Jarvis Green .....Drafted
Antwoine Womack Drafted
David Givens .....Drafted
Drew Bledsoe .....Traded (Buffalo)
4/26 Major Applewhite ..Signed
T.C. Taylor .....Signed
Tony Umholtz .....Signed
5/2 Jermaine Wiggins ..Waived
5/8 Daryl Porter .....Signed
5/30 Major Applewhite ..Waived
5/31 Rich Tylski.....Signed
Marty Moore .....Signed
6/7 Ratcliff Thomas .....Signed
6/14 Andy Katzenmoyer Released
6/21 Roman Phifer .....Signed
Kole Ayi .....Signed
6/27 Kole Ayi.....Traded (St. Louis)

Last Time it Happened

OVERTIME VICTORY
Patriots 12, Buffalo 9 at Buffalo on Dec. 16, 2001

OVERTIME LOSS
Bills 16, Patriots 13 at Foxboro, Nov. 5, 2000

SHUTOUTS
Patriots: 31-0 over Arizona at Foxboro Sept. 15, 1996
Opponents: 0-6 New York Jets at Foxboro Nov. 28, 1993

TOUCHDOWNS SCORED BY OFFENSE, DEFENSE AND SPECIAL TEAMS
Patriots: **at Carolina on Jan. 6, 2002**

OFFENSIVE TEAM TOTALS

SCORING A TOUCHDOWN ON OPENING DRIVES
Patriots: **vs. New Orleans on Nov. 25, 2001 (6-85; 3:25)**
Opponents: **at New York Jets on Dec. 2, 2001 (6-72; 3:08)**

400 TOTAL NET YARDS
Patriots: **432 vs. New Orleans on Nov. 25, 2001 (191 rush, 241 pass)**
Opponents: **428 vs. New Orleans on Nov. 25, 2001 (121 rush, 307 pass)**

500 TOTAL NET YARDS
Patriots: 506, vs. Seattle on Sept. 21, 1986 (120 rush, 386 pass)
Opponents: 525, at Miami on Sept. 4, 1994 (69 rush, 456 pass)

200 NET YARDS RUSHING
Patriots: 200, at St. Louis on Dec. 13, 1998
Opponents: **209, at Miami on Oct. 7, 2001**

300 NET YARDS RUSHING
Patriots: 328, vs. N.Y. Jets on Sept. 18, 1983
Opponents: 304, at Philadelphia on Nov. 4, 1990

300 NET YARDS PASSING
Patriots: **345, vs. San Diego on Oct. 14, 2001**
Opponents: **310, vs. Miami on Dec. 22, 2001**

400 NET YARDS PASSING
Patriots: 414, vs. Miami on Nov. 23, 1998
Opponents: 413, vs. Jacksonville on Sept. 22, 1996

NO SACKS ALLOWED
Patriots: **at Indianapolis on Oct. 21, 2001**
Opponents: **at Miami on Oct. 7, 2001**

NO SACKS ALLOWED BY BOTH TEAMS
Both Teams: at Indianapolis on Oct. 22, 2000

NO TURNOVERS - BOTH TEAMS
Both Teams: Patriots vs. Denver on Oct. 24, 1999

INDIVIDUAL OFFENSIVE PERFORMANCE

RUSHING
100 YARDS RUSHING
Patriots: **156, Antowain Smith vs. Miami on Dec. 22, 2001**
Opponents: **168, Richard Huntley at Carolina on Jan. 7, 2002**

200 YARDS RUSHING
Patriots: 212, Tony Collins vs. NY Jets on Sept. 18, 1983
Opponents: 210, Greg Bell vs. Los Angeles on Dec. 24, 1989

2 RUSHING TOUCHDOWNS
Patriots: **2, Antowain Smith vs. Cleveland on Dec. 9, 2001**
Opponents: 3, Curtis Martin vs. New York Jets on Oct. 15, 2000

3 OR MORE RUSHING TOUCHDOWNS
Patriots: 3, Curtis Martin vs. Miami on Nov. 3, 1996
Opponents: 3, Curtis Martin vs. New York Jets on Oct. 15, 2000

RECEIVING

10 OR MORE RECEPTIONS
Patriots: **11, Troy Brown (117 yards) vs. San Diego on Oct. 14, 2001**
Opponents: 13, Marvin Harrison vs. Indianapolis on Oct. 8, 2000

100 YARDS RECEIVING
Patriots: **Troy Brown (120 yards), David Patten (117) at Indianapolis on Oct. 21, 2001**
Opponents: **124, Chris Chambers vs. Miami on Dec. 22, 2001**

2 RECEIVING TOUCHDOWNS
Patriots: **2, David Patten at Indianapolis on Oct. 21, 2001**
Opponents: 2, Wayne Chrebet at New York Jets on Sept. 11, 2000

3 OR MORE RECEIVING TOUCHDOWNS
Patriots: 3, Ben Coates at Buffalo on Nov. 26, 1995
Opponents: None

PASSING

300-YARD PASSER
Patriots: **364, Tom Brady vs. San Diego on Oct. 14, 2001**
Opponents: **320, Jay Fiedler vs. Miami on Dec. 22, 2001**

400-YARD PASSER
Patriots: 423, Drew Bledsoe vs. Miami on Nov. 23, 1998
Opponents: **401, Kurt Warner vs. St. Louis on Nov. 18, 2001**

4 TOUCHDOWN PASSES
Patriots: **4, Tom Brady vs. New Orleans on Nov. 25, 2001**
Opponents: 4, Vinny Testaverde at New York Jets on Dec. 27, 1998

5 TOUCHDOWN PASSES
Patriots: 5, Steve Grogan vs. NY Jets on Sept. 9, 1979
Opponents: 5, Dan Marino at Miami on Sept. 4, 1996

MULTIPLE MILESTONE PERFORMANCES

TWO 100-YARD RUSHERS
Patriots: None
Opponents: Randall Cunningham (124) and Heath Sherman (113) vs. Phi. on Nov. 4, 1990

2 RECEIVERS TO HAVE 10 OR MORE RECEPTIONS
Patriots: Leroy Thompson (11), Michael Timpson (10), Ben Coates (10) vs.Min. on 11/13/94
Opponents: none

TWO 100-YARD RECEIVERS
Patriots: **Troy Brown (120 yards), David Patten (117 yards) at Indianapolis on Oct. 21, 2001**
Opponents: Tony Gonzalez (147) and Derrick Alexander (116) vs. Kansas City on Dec. 4, 2000

100-YARD RUSHER AND 100-YARD RECEIVER
Patriots: Curtis Martin (104) and Shawn Jefferson (108) at Minnesota on Nov. 2, 1997
Opponents: **Edgerrin James (143) and Marvin Harrison (157) at Indianapolis on Oct. 21, 2001**

100-YARD RUSHER, 100-YARD RECEIVER, 300-YARD PASSER
Patriots: Curtis Martin (104), Shawn Jefferson (108), Drew Bledsoe (313) at Minnesota on 11/2/97
Opponents: **Edgerrin James (143), Marvin Harrison (157) and Peyton Manning (335) at Ind. 10/21/01**

TOUCHDOWN RUSH, TOUCHDOWN RECEPTION, TOUCHDOWN PASS
Patriots: **David Patten (29-yd run, 91 and 6-yd rec., 60-yd pass) at Ind. on Oct. 21, 2001**

INDIVIDUAL DEFENSIVE PERFORMANCES

INTERCEPTION RETURNED FOR A TOUCHDOWN
Patriots: **Otis Smith (76 yards) and Ty Law (46 yards) at Carolina on Jan. 6, 2002**
Opponents: **Corey Fuller (49 yards) vs. Cleveland on Dec. 9, 2001**

TWO INTERCEPTIONS RETURNED FOR TOUCHDOWNS
Patriots: **Otis Smith (76 yards) and Ty Law (46 yards) at Carolina on Jan. 6, 2002**

FUMBLE RECOVERED IN THE END ZONE FOR A TOUCHDOWN
Patriots: Willie McGinest at New York Jets on Sept. 12, 1999
Opponents: Mike Lodish vs. Buffalo on Sept. 11, 1994

FUMBLE RETURNED FOR A TOUCHDOWN
Patriots: Chad Eaton (23 yards) vs. Baltimore on Jan. 2, 2000
Opponents: **Derrick Harris (6 yards) vs. San Diego on Oct. 14, 2001**

AT LEAST THREE QUARTERBACK SACKS
Patriots: 3, Henry Thomas at St. Louis on Dec. 13, 1998
Opponents: 3, Mike Mamula at Philadelphia on Dec. 19, 1999

AT LEAST TWO INTERCEPTIONS
Patriots: **2, Otis Smith at Carolina on Jan. 6, 2002**
Opponents: **2, Deon Grant at Carolina on Jan. 6, 2002**

AT LEAST THREE INTERCEPTIONS
Patriots: 3, Roland James at Buffalo on Oct. 23, 1983
Opponents: 3, Terry McDaniel vs. LA Raiders on Oct. 9, 1994

SAFETY
Patriots: Team, Neil O'Donnell intentional grounding in end zone at NY Jets on Oct. 19, 1997
Opponents: at Denver, Lee Johnson intentionally steps out of the end zone on Oct. 1, 2000

INDIVIDUAL SPECIAL TEAMS PERFORMANCES

KICKOFF RETURNED FOR TOUCHDOWN
Patriots: Derrick Cullors (86 yards) at Buffalo on Nov. 9, 1997
Opponents: Deltha O'Neal (87 yards) at Denver on Oct. 1, 2000 (following free kick due to safety)

PUNT RETURNED FOR TOUCHDOWN
Patriots: **Troy Brown (68 yards) at Carolina on Jan. 6, 2002**
Opponents: Russell Copeland (47 yards) at Buffalo on Sept. 5, 1993

BLOCKED PUNT
Patriots: Larry Whigham at Philadelphia on Dec. 19, 1999
Opponents: Brock Marion for Miami on Dec. 24, 2000

BLOCKED PUNT RETURNED/RECOVERED FOR A TOUCHDOWN
Patriots: Tedy Bruschi (4 yards) at Baltimore on Oct. 6, 1996
Opponents: Mark Higgs (19 yards) at Miami on Oct. 18, 1990

BLOCKED FIELD GOAL ATTEMPT
Patriots: **Richard Seymour vs. New Orleans on Nov. 25, 2001**
Opponents: Trevor Pryce at Denver on Sept. 7, 1998

MULTIPLE BLOCKED KICKS
Patriots: Chad Eaton at Buffalo on Dec. 17, 2000 (2 Steve Christie FG Attempts)

FAKE FIELD GOAL ATTEMPT
Patriots: vs. Indianapolis on Oct. 8, 2000 (Lee Johnson 16-yd pass to Eric Bjornson)
Opponents: at New York, Sept. 12, 1999 (Tupa run failed to convert 1st down)

BLOCKED PAT
Patriots: Troy Barnett at Buffalo on Nov. 26, 1995 (Steve Christie)
Opponents: **Ed Ellis vs. San Diego on Oct. 14, 2001 (Adam Vinatieri)**

PAT KICK MISSED (not blocked)
Patriots: Adam Vinatieri vs. Buffalo on Oct. 27, 1996 (wide left)
Opponents: Doug Pelfrey at Cincinnati on Sept. 18, 1994 (wide right)

4 FIELD GOALS IN A GAME
Patriots: **Adam Vinatieri (4-of-4) at Buffalo on Dec. 16, 2001**
Opponents: Olindo Mare (6-of-6) vs. Miami on Oct. 17, 1999

5 FIELD GOALS IN A GAME
Patriots: Adam Vinatieri vs. Jacksonville on Sept. 22, 1996
Opponents: Olindo Mare (6-of-6) vs. Miami on Oct. 17, 1999

Bold Indicates 2001 Entry

New England Patriots (0-0) at Cincinnati Bengals (0-0)

Sunday, 9/9/01 ★ at Paul Brown Stadium, Cincinnati (Grass) ★ 1:02 PM EDT (3:05)

Att: 51,521 **Game Weather:** Partly Cloudy **Temp:** 79° F, **Humidity:** 87%, **Wind:** S 8 mph

GAME NOTES

The Patriots lost to the Bengals in Cincinnati, 23-17 ★ Punter Lee Johnson moved ahead of Rohn Stark (49,471 career punting yards) to become the NFL's all-time leading punter after his first punt traveled 45 yards. He also set a career-high with a 76-yard punt in the fourth quarter. ★ Troy Brown led all receivers with 7 receptions for 106 yards and a touchdown to earn Miller Lite Player of the Game honors. ★ Eleven players made their Patriots starting debuts for the Patriots, including NT Jace Sayler, who became the first rookie free agent to start for the Patriots since WR Will Moore started in 1995. ★ Drew Bledsoe passed for 241 yards and moved ahead of Randall Cunningham into third among the league's leading active quarterbacks with 29,498 career passing yards.

Field Goals (made) & missed

Vinatieri (39)

	1	2	3	4	Total
New England Patriots	0	10	0	7	17
Cincinnati Bengals	0	10	13	0	23

Final Team Statistics

	NE	CIN
First Downs	16	18
Third Down Eff	5-15-33%	4-13-31%
Fourth Down Eff.	1-3-33%	1-1-100%
Total Net Yards	292	353
Offensive Plays	63	61
Net Yards Rushing	68	157
Rushing Plays	21	33
Net Yards Passing	224	196
Sacked/Yds Lost	4/17	1/8
Pass Att.-Comp.-Int	38-22-0	27-18-0
Punts/Avg.	5/48.8	4/32.8
Penalties/Yds	3/15	3/20
Fumbles/Lost	0/0	2/1
Touchdowns	2	2
Rushing	0	1
Passing	2	1
Returns	0	0
Field Goals Made-Att.	1-1	3-3
Time of Possession	29:03	30:57

	Qtr	Time	Play Description(Extra Point)(Drive Info)	Visitor	Home
NE	2	14:55	Brown 14 yd pass from Bledsoe (Vinatieri kick)(11-68, 6:44)	7	0
CIN	2	11:22	Rackers 36 yd field goal (8-12, 3:33)	7	3
NE	2	6:04	Vinatieri 39 yd field goal (9-59, 5:18)	10	3
CIN	2	2:16	Dillon 5 yd run (Rackers kick)(7-71, 3:48)	10	10
CIN	3	12:05	Rackers 47 yd field goal (5-42, 1:49)	10	13
CIN	3	6:01	Rackers 33 yd field goal (9-44, 4:23)	10	16
CIN	3	0:06	McGee 25 yd pass from Kitna (Rackers kick)(7-70, 3:18)	10	23
NE	4	5:29	Wiggins 8 yd pass from Bledsoe (Vinatieri kick)(11-94, 3:48)	17	23

Individual Statistics

New England Patriots

Rushing	Att	Yds	Avg	Lg	TD
A. Smith	11	33	3.0	11	0
M. Edwards	4	13	3.3	5	0
J. Redmond	3	12	4.0	7	0
D. Bledsoe	3	10	3.3	8	0
Total	**21**	**68**	**3.2**	**11**	**0**

Passing	Att	Cmp	Yds	S/YL	TD	LG	I
D. Bledsoe	38	22	241	4/17	2	32	0

Receiving	Att	Yds	Avg	Lg	TD
T. Brown	7	106	15.1	31	1
B. Emanuel	4	25	6.2	16	0
D. Patten	3	47	15.7	32	0
J. Redmond	3	24	8.0	14	0
J. Wiggins	3	24	8.0	12	1
P. Pass	1	11	11.0	11	0
C. Johnson	1	4	4.0	4	0
Total	**22**	**241**	**11.0**	**32**	**2**

Interceptions	No	Yds	Avg	Lg	TD
None					

Punting	No	Yds	Avg	TB	In20	LG
L. Johnson	5	244	48.8	1	0	76

Punt Returns	No	Yds	Avg	Lg	TD
T. Brown	0	0	0	0	0

Kick Returns	No	Yds	Avg	Lg	TD
J.R. Redmond	2	57	28.5	30	0
[Touchback]	4	0	0.0	0	0

Cincinnati Bengals

Rushing	Att	Yds	Avg	Lg	TD
C. Dillon	24	104	4.3	40	1
B. Bennett	6	43	7.2	21	0
P. Warrick	1	13	13.0	13	0
J. Kitna	2	-3	-1.5	-1	0
Total	**33**	**157**	**4.8**	**40**	**1**

Passing	Att	Cmp	Yds	S/YL	TD	LG	I
J. Kitna	27	18	204	1/8	1	34	0

Receiving	Att	Yds	Avg	Lg	TD
P. Warrick	7	38	5.4	9	0
D. Scott	5	104	20.8	34	0
C. Dillon	4	32	8.0	14	0
T. McGee	1	25	25.0	25	1
R. Dugans	1	5	5.0	5	0
Total	**18**	**204**	**11.3**	**34**	**1**

Interceptions	No	Yds	Avg	Lg	TD
None					

Punting	No	Yds	Avg	TB	In20	LG
N. Harris	4	131	32.8	0	1	35

Punt Returns	No	Yds	Avg	Lg	TD
P. Warrick	1	0	4	4	0

Kick Returns	No	Yds	Avg	Lg	TD
C. Keaton	3	109	36.3	64	0
[Touchback]	1	0	0.0	0	0

Game Summaries - Game #2

New York Jets (0-1) at New England Patriots (0-1)

Sunday, 9/23/01 ★ at Foxboro Stadium (Grass) ★ 4:15 PM EDT (3:14)

Attendance: 60,292 **Game Weather:** Partly Cloudy **Temp:** 74° F, **Humidity:** 89%, **Wind:** SW 10 mph

GAME NOTES

The Patriots returned to action after the league-wide postponement of Week 2 games and fell to 0-2 after surrendering four turnovers and allowing the Jets to score 10 unanswered points after taking an early lead in the game ★ Troy Brown earned Miller Lite Player of the Game honors for the second consecutive game after compiling 126 all-purpose yards ★ Pregame ceremonies included honorary captians Joe Andruzzi and his three brothers who are New York City fire-fighters ★ Bobby Hamilton recorded eight tackles, including his first sack of the season ★ Ty Law led the team with 10 tackles, the second-highest total of his career ★ The loss dropped the Patriots to 14-17 in home openers in 31 seasons at Foxboro Stadium.

Field Goals (made) & missed

J. Hall (26) A. Vinatieri (24)

Score by Qtrs	1	2	3	4	Total
New York Jets	0	3	7	0	10
New England Patriots	3	0	0	0	3

Final Team Statistics

	NYJ	NE
First Downs	14	15
Third Down Eff.	4-14-29%	4-15-27%
Fourth Down Eff.	0-0-0%	0-1-0%
Total Net Yards	238	308
Offensive Plays	57	65
Net Yards Rushing	111	107
Rushing Plays	27	26
Net Yards Passing	127	201
Sacked/Yds Lost	2/10	1/4
Pass Att.-Comp.-Int	28-16-0	38-23-2
Punts/Avg.	9/35.4	5/49.4
Penalties/Yds	6/49	9/85
Fumbles/Lost	0/0	4/2
Touchdowns	1	0
Rushing	1	0
Passing	0	0
Returns	0	0
Field Goals Made-Att.	1-1	1-1
Time of Possession	29:08	30:52

	Qtr	Time	Play Description(Extra Point)(Drive Info)	Visitor	Home
NE	1	0:52	A. Vinatieri 24-yd field goal (15-64, 8:41)	0	3
NYJ	2	0:00	J. Hall 26-yd field goal (13-89, 6:26)	3	3
NYJ	3	2:29	C. Martin 8-yd run (J. Hall kick)(12-93, 6:08)	10	3

Individual Statistics

New York Jets

Rushing	Att	Yds	Avg	Lg	TD
C. Martin	24	106	4.4	15	1
R. Anderson	3	5	1.7	3	0
Total	**27**	**111**	**4.1**	**15**	**1**

Passing	Att	Cmp	Yds	S/YL	TD	LG	I
V. Testaverde	28	16	137	2/10	0	25	0

Receiving	Att	Yds	Avg	Lg	TD
W. Chrebet	5	53	10.6	25	0
L. Coles	3	24	8.0	10	0
C. Martin	3	10	3.3	8	0
A. Becht	2	24	12.0	14	0
R. Anderson	2	10	5.0	7	0
K. Swayne	1	16	16.0	16	0
Total	**16**	**137**	**8.6**	**25**	**0**

Interceptions	No	Yds	Avg	Lg	TD
J. Farrior	1	47	47.0	47	0
A. Glenn	1	0	0.0	0	0

Punting	No	Yds	Avg	TB	In20	LG
T. Tupa	9	319	35.4	1	1	46

Punt Returns	No	FC	Yds	Lg	TD
C. Morton	3	4	1.3	7	0

New England Patriots

Rushing	Att	Yds	Avg	Lg	TD
M. Edwards	6	31	5.2	14	0
A. Smith	10	20	2.0	5	0
J. Redmond	4	20	5.0	16	0
K. Faulk	3	19	6.3	13	0
T. Brady	1	9	9.0	9	0
D. Bledsoe	2	8	4.0	8	0
Total	**26**	**107**	**4.1**	**16**	**0**

Passing	Att	Cmp	Yds	S/YL	TD	LG	I
D. Bledsoe	28	18	159	1/4	0	58	2
T. Brady	10	5	46	0/0	0	21	0

Receiving	Att	Yds	Avg	Lg	TD
M. Edwards	6	22	3.7	8	0
T. Brown	5	82	16.4	58	0
D. Patten	5	53	10.6	21	0
C. Johnson	2	18	9.0	12	0
J. Redmond	2	16	8.0	9	0
R. Rutledge	2	10	5.0	5	0
P. Pass	1	4	4.0	4	0
Total	**23**	**205**	**8.9**	**58**	**0**

Interceptions	No	Yds	Avg	Lg	TD

Punting	No	Yds	Avg	TB	In20	LG
L. Johnson	5	247	49.4	0	3	57

Punt Returns	No	Yds	Avg	Lg	TD
T. Brown	4	44	11.0	22	0

Game Summaries - Game #3

Indianapolis Colts (2-0) at New England Patriots (0-2)

Sunday, 9/30/01 ★ at Foxboro Stadium (Grass) ★ 1:03 PM EDT (3:03)

Att: 60,292 **Game Weather:** Cloudy, cool, windy **Temp:** 59° F, **Wind:** NE 20 mph

GAME NOTES

The Patriots galloped to a 44-13 victory over the previously undefeated Indianapolis Colts ★ It was the sixth consecutive victory over the Colts and the eighth in nine meetings in Foxboro ★ The Colts entered the game averaging 43.5 points per game and had scored 66 points in the first half of their first two games, but the Patriots limited them to 13 points and did not allow them to score until 0:53 remaining in the third quarter ★ Bryan Cox earned Miller Lite Player of the Game honors with 11 tackles ★ Otis Smith (78 yards) and Ty Law (23) returned interceptions for touchdowns, combining to score more points than the Colts offense ★ Antowain Smith rushed for 94 yards on 22 carries and led the team with three receptions for 58 yards.

Field Goals (made) & missed

Vinatieri (47)(48)(35)

Score by Qtrs	1	2	3	4	Total
Indianapolis Colts	0	0	7	6	13
New England Patriots	7	13	3	21	44

Final Team Statistics

	IND	NE
First Downs	20	19
Third Down Eff.	5-13-38%	7-15-47%
Fourth Down Eff.	2-2-100%	1-1-100%
Total Net Yards	322	336
Offensive Plays	70	63
Net Yards Rushing	82	177
Rushing Plays	24	39
Net Yards Passing	240	159
Sacked/Yds Lost	3/13	1/9
Pass Att.-Comp.-Int	43-25-3	23-13-0
Punts/Avg.	6/45.8	5/35.0
Penalties/Yds	5/60	7/65
Fumbles/Lost	1/1	0/0
Touchdowns	2	5
Rushing	1	3
Passing	1	0
Returns	0	2
Field Goals Made-Att.	0-0	3-3
Time of Possession	28:07	31:53

	Qtr	Time	Play Description(Extra Point)(Drive Info)	Visitor	Home
NE	1	4:23	A. Smith 4-yd run (Vinatieri kick)(6-80, 2:45)	0	7
NE	2	5:50	A. Vinatieri 47-yd field goal (7-37, 3:11)	0	10
NE	2	1:42	O. Smith 78-yd interception return (Vinatieri kick)	0	17
NE	2	0:00	A. Vinatieri 48-yd field goal (4-23, 0:21)	0	20
NE	3	9:37	A. Vinatieri 35-yd field goal (4-(-2), 1:22)	0	23
IND	3	0:53	P. Manning 10-yd run (Vanderjagt kick)(7-64, 3:30)	7	23
NE	4	13:24	K. Faulk 8-yd run (Vinatieri kick)(5-62, 2:29)	7	30
NE	4	12:24	T. Law 23-yd interception return (Vinatieri kick)	7	37
IND	4	8:51	M. Pollard 17-yd pass from Manning (pass failed)(11-54, 3:33)	13	37
NE	4	3:39	A. Smith 2-yd run (Vinatieri kick)(8-52, 5:12)	13	44

Individual Statistics

Indianapolis Colts

Rushing	Att	Yds	Avg	Lg	TD
E. James	17	55	3.2	9	0
D. Rhodes	4	21	5.3	9	0
P. Manning	2	14	7.0	10t	1
J. Pathon	1	-8	-8.0	-8	0
Total	**24**	**82**	**3.4**	**10**	**1**

Passing	Att	Cmp	Yds	S/YL	TD	LG	I
P. Manning	34	20	196	2/7	1	26	3
M. Rypien	9	5	57	1/6	0	21	0

Receiving	Att	Yds	Avg	Lg	TD
E. James	6	38	6.3	14	0
J. Pathon	5	57	11.4	22	0
M. Pollard	4	63	15.8	21	1
M. Harrison	3	49	16.3	26	0
T. Wilkins	3	15	5.0	7	0
T. Insley	2	12	6.0	7	0
K. Dilger	1	11	11.0	11	0
D. Rhodes	1	8	8.0	8	0
Total	**25**	**253**	**10.1**	**26**	**1**

Interceptions	No	Yds	Avg	Lg	TD
None					

Punting	No	Yds	Avg	TB	In20	LG
H. Smith	6	275	45.8	2	1	61

New England Patriots

Rushing	Att	Yds	Avg	Lg	TD
A. Smith	22	94	4.3	39	2
K. Faulk	9	48	5.3	13	1
M. Edwards	4	11	2.8	5	0
T. Brown	2	11	5.5	7	0
D. Patten	1	11	11.0	11	0
T. Brady	1	2	2.0	2	0
Total	**39**	**177**	**4.5**	**39**	**3**

Passing	Att	Cmp	Yds	S/YL	TD	LG	I
T. Brady	23	13	168	1/9	0	38	0

Receiving	Att	Yds	Avg	Lg	TD
A. Smith	3	58	19.3	38	0
T. Brown	3	21	7.0	9	0
K. Faulk	2	38	19.0	28	0
T. Small	2	20	10.0	11	0
D. Patten	1	17	17.0	17	0
J. Wiggins	1	11	11.0	11	0
C. Johnson	1	3	3.0	3	0
Total	**13**	**168**	**12.9**	**38**	**0**

Interceptions	No	Yds	Avg	Lg	TD
O. Smith	1	78	78.0	78t	1
T. Law	1	23	23.0	23t	1
R. Phifer	1	14	14.0	14	0

Punting	No	Yds	Avg	TB	In20	LG
L. Johnson	5	175	35.0	1	0	44

New England Patriots (1-2) at Miami Dolphins (2-1)

Sunday, 10/7/01 ★ at Pro Player Stadium, Miami (Grass) ★ 1:03 PM EDT (3:05)

Att: 72,713 **Game Weather:** Mostly Sunny **Temp:** 88° F, **Humidity:** 69%, **Wind:** NW 7 mph

GAME NOTES

The Patriots fell to 1-3 after surrendering three fumbles and 209 yards rushing to the Dolphins. ★ Mike Vrabel recorded his first interception of his career and returned it 15 yards to set up a Patriots touchdown early in the first quarter to take a 7-0 lead and earned Miller Lite Player of the Game honors for his efforts. ★ Antowain Smith converted the turnover into a touchdown with a 9-yard run. It was his second consecutive game with a rushing touchdown. The last Patriot to rush for touchdowns in consecutive games was Drew Bledsoe, who scored in consecutive games last October (10/15/00 and 10/22/00). ★ One of the Patriots three fumbles was picked up by Jason Taylor and returned 1-yard for a touchdown. It was the first fumble returned for a touchdown against the Patriots in three years (Atlanta's Chuck Smith in 1998). ★ The Patriots netted just 69 yards passing, but held Miami to just 87 yards passing. It was the first time that two teams netted fewer than 100 yards passing in a game since the Giants (83) and the Buccaneers (85) on 10/4/98.

Field Goals (made) & missed

Vinatieri (37) Mare (19)(34)(27)

	1	2	3	4	Total
New England Patriots	7	3	0	0	10
Miami Dolphins	7	10	10	3	30

Final Team Statistics

	NE	MIA
First Downs	12	19
Third Down Eff	4-11-36%	8-15-53%
Fourth Down Eff.	0-1-0%	0-0-0%
Total Net Yards	149	296
Offensive Plays	51	65
Net Yards Rushing	80	209
Rushing Plays	51	65
Net Yards Passing	69	87
Sacked/Yds Lost	4/17	0/0
Pass Att.-Comp.-Int	24-12-0	21-11-
Punts/Avg.	5/44.8	4/40.8
Penalties/Yds	3/20	11/86
Fumbles/Lost	3/3	0/0
Touchdowns	1	3
Rushing	1	1
Passing	0	1
Returns	0	1
Field Goals Made-Att.	1-1	3-3
Time of Possession	23:39	36:21

	Qtr	Time	Play Description(Extra Point)(Drive Info)	Visitor	Home
NE	1	12:03	A. Smith 9-yd run (Vinatieri kick)(2-10, 0:46)	7	0
MIA	1	3:39	L. Smith 7-yd run (Mare kick)(14-80, 8:24)	7	7
MIA	2	14:21	O. Mare 19-yd field goal (4-8, 0:52)	7	10
NE	2	6:42	A. Vinatieri 37-yd field goal (13-56, 7:39)	10	10
MIA	2	0:07	J. Weaver 14-yd pass from J. Fiedler (Mare kick)(8-64, 2:30)	10	17
MIA	3	7:58	O. Mare 34-yd field goal (13-56, 7:02)	10	20
MIA	3	0:00	J. Taylor 1-yd fumble return (Mare kick)	10	27
MIA	4	2:08	O. Mare 27-yd field goal (7-21, 4:14)	10	30

Individual Statistics

New England Patriots

Rushing	Att	Yds	Avg	Lg	TD
A. Smith	14	47	3.4	9	1
M. Edwards	3	14	4.7	9	0
K. Faulk	4	10	2.5	6	0
T. Brady	2	9	4.5	9	0
Total	**23**	**80**	**3.5**	**9**	**1**

Passing	Att	Cmp	Yds	S/YL	TD	LG	I
T. Brady	24	12	86	4/17	0	15	0

Receiving	Att	Yds	Avg	Lg	TD
T. Brown	5	47	9.4	15	0
K. Faulk	2	15	7.5	10	0
T. Small	2	9	4.5	8	0
D. Patten	1	10	10.0	10	0
M. Edwards	1	4	4.0	4	0
A. Smith	1	1	1.0	1	0
Total	**12**	**86**	**7.2**	**15**	**0**

Interceptions	No	Yds	Avg	Lg	TD
M. Vrabel	1	15	15.0	15	0

Punting	No	Yds	Avg	TB	In20	LG
L. Johnson	5	224	44.8	1	0	62

Punt Returns	No	Yds	Avg	Lg	TD
T. Brown	2	0	0.0	0	0

Kick Returns	No	Yds	Avg	Lg	TD
K. Faulk	2	42	21.0	26	0

Miami Dolphins

Rushing	Att	Yds	Avg	Lg	TD
L. Smith	29	144	5.0	17	1
J. Fiedler	7	37	5.3	10	0
T. Minor	7	25	3.6	6	0
J. McKnight	1	3	3.0	3	0
Total	**44**	**209**	**4.8**	**17**	**1**

Passing	Att	Cmp	Yds	S/YL	TD	LG	I
J. Fiedler	21	11	87	0/0	1	15	1

Receiving	Att	Yds	Avg	Lg	TD
L. Smith	3	23	7.7	13	0
O. Gadsden	2	21	10.5	15	0
J. McKnight	2	17	8.5	10	0
J. Weaver	1	14	14.0	14	0
D. Ward	1	10	10.0	10	0
J. Ogden	1	3	3.0	3	0
T. Minor	1	-1	-1.0	-1	0
Total	**11**	**87**	**7.9**	**15**	**1**

Interceptions	No	Yds	Avg	Lg	TD
None					

Punting	No	Yds	Avg	TB	In20	LG
M. Turk	4	163	40.8	0	3	60

Punt Returns	No	Yds	Avg	Lg	TD
J. Ogden	3	27	9.0	16	0

Kick Returns	No	Yds	Avg	Lg	TD
C. Chambers	3	67	22.3	29	0

San Diego Chargers (3-1) at New England Patriots (1-3)

Sunday, 10/14/01 ★ at Foxboro Stadium (Grass) ★ 1:02 PM EDT (3:27)

Att: 60,292 **Game Weather:** Cloudy and fog **Temp:** 59° F, **Humidity:** 100%, **Wind:** NE 15 mph

GAME NOTES

Tom Brady improved to 2-1 as a starter and earned Miller Lite Player of the Game honors after completing 33 of 54 attempts for 364 yards and 2 scores. His 364 yards led the league for Week 4 and was the second highest passing performance in the NFL this season. It was the highest passing performance by a Patriot quarterback since Drew Bledsoe passed for 379 yards (12/12/99). ★ Terry Glenn returned from a 4-game NFL suspension to record his 13th career 100-yard game with 110 yards on 7 receptions. ★ Troy Brown led all receivers with 11 receptions for 117 yards. His 11 rececptions in a game ties him for fourth in franchise history. ★ Antowain Smith rushed for a touchdown for the third consecutive week for the first time of his career. The last Patriot to rush for TDs in three consecutive games was Robert Edwards, who rushed for touchdowns in his first six games.

Field Goals (made) & missed

Richey (21) 36WL(27) 59S Vinatieri (26) 44WL(23)(44)

	1	2	3	4	OT	F
San Diego Chargers	3	3	7	13	0	26
New England Patriots	3	6	7	10	3	29

Final Team Statistics

	SD	NE
First Downs	20	30
Third Down Eff.	5-12-42%	7-15-47%
Fourth Down Eff.	0-0-0%	1-2-50%
Total Net Yards	343	374
Offensive Plays	61	81
Net Yards Rushing	85	29
Rushing Plays	28	24
Net Yards Passing	258	345
Sacked/Yds Lost	1/12	3/19
Pass Att.-Comp.-Int	32-20-0	54-33-0
Punts/Avg.	4/43.0	4/38.8
Penalties/Yds	11/93	7/51
Fumbles/Lost	2/1	3/1
Touchdowns	3	3
Rushing	1	1
Passing	1	2
Returns	1	0
Field Goals Made-Att.	2-3	2-3
Time of Possession	30:03	34:02

	Qtr	Time	Play Description(Extra Point)(Drive Info)	Visitor	Home
NE	1	9:56	A. Vinatieri 26-yd field goal (13-60, 5:04)	0	3
SD	1	0:00	W. Richey 21-yd field goal (10-50, 5:19)	3	3
NE	2	3:55	T. Glenn 21-yd pass from Brady (kick failed, wl)(9-73, 4:34)	3	9
SD	2	0:29	W. Richey 27-yd field goal (9-58, 3:26)	6	9
SD	3	9:43	L. Tomlinson 1-yd run (Richey kick)(5-73, 1:44)	13	9
NE	3	4:20	A. Smith 1-yd run (Vinatieri kick)(10-71, 5:23)	13	16
SD	4	10:00	S. Heiden 3-yd pass from Flutie (run failed)(8-34, 4:08)	19	16
SD	4	8:48	D. Harris 6-yd fumble return (Richey kick)	26	16
NE	4	3:31	A. Vinatieri 23-yd field goal (15-69, 5:17)	26	19
NE	4	0:36	J. Wiggins 3-yd pass from Brady (Vinatieri kick)(8-60, 1:34)	26	26
NE	5	10:55	A. Vinatieri 44-yd field goal (6-51,2; 59)	26	29

Individual Statistics

San Diego Chargers

Rushing	Att	Yds	Avg	Lg	TD
L. Tomlinson	24	74	3.1	14	1
T. Fletcher	1	8	8.0	8	0
F. McCrary	1	2	2.0	2	0
D. Flutie	2	1	0.5	1	0
Total	**28**	**85**	**3.0**	**14**	**1**

Passing	Att	Cmp	Yds	S/YL	TD	LG	I
D. Flutie	32	20	270	1/12	1	56	0

Receiving	Att	Yds	Avg	Lg	TD
C. Conway	4	117	29.3	56	0
J. Graham	4	43	10.8	16	0
T. Dwight	3	54	18.0	25	0
L. Tomlinson	3	13	4.3	7	0
F. Jones	2	15	7.5	8	0
T. Fletcher	2	14	7.0	9	0
R. Jones	1	11	11.0	11	0
S. Heiden	1	3	3.0	3	0
Total	**20**	**270**	**13.5**	**56**	**1**

Interceptions	No	Yds	Avg	Lg	TD
None					

Punting	No	Yds	Avg	TB	In20	LG
D. Bennett	4	172	43.0	0	2	52

New England Patriots

Rushing	Att	Yds	Avg	Lg	TD
A. Smith	15	36	2.4	9	1
P. Pass	1	7	7.0	7	0
M. Edwards	4	5	1.3	4	0
K. Faulk	2	0	0.0	0	0
T. Brady	1	0	0.0	0	0
L. Johnson	1	-19	-19.0	-19	0
Total	**24**	**29**	**1.2**	**9**	**1**

Passing	Att	Cmp	Yds	S/YL	TD	LG	I
T. Brady	54	33	364	3/19	2	26	0

Receiving	Att	Yds	Avg	Lg	TD
T. Brown	11	117	10.6	23	0
T. Glenn	7	110	15.7	21t	1
D. Patten	7	73	10.4	26	0
K. Faulk	2	21	10.5	12	0
A. Smith	2	9	4.5	6	0
M. Edwards	1	15	15.0	15	0
P. Pass	1	9	9.0	9	0
B. Cox	1	7	7.0	7	0
J. Wiggins	1	3	3.0	3t	1
Total	**33**	**364**	**11.0**	**26**	**2**

Interceptions	No	Yds	Avg	Lg	TD
None					

Punting	No	Yds	Avg	TB	In20	LG
L. Johnson	4	155	38.8	0	0	4

New England Patriots (2-3) at Indianapolis Colts (2-2)

Sunday, 10/21/01 ★ at RCA Dome, Indianapolis (Turf) ★ 12:00 PM CDT (2:58)

Att: 56,022 **Game Weather:** Indoor **Outdoor Weather:** Sunny

GAME NOTES

The Patriots won their second consecutive game and their third in four weeks ★ WR David Patten scored a TD trifecta, scoring on a 29-yard run, a 91 and 6-yard reception and throwing a 60-yard TD pass to earn NFL Miller Lite Player of the Week honors and AFC Offensive Player of the Week honors. He became the first player in the NFL to record the feat since Walter Payton on 10/21/79. ★ The 91-yard TD reception was the longest play from scrimmage in franchise history. ★ Tom Brady had his highest rated passing performance by completing 16 of 20 attempts for 202 yards and three touchdowns for a rating of 148.3. He set an NFL record, extending his streak of consecutive passes without an interception to start his career. He finished the game with 134 career pass attempts. Warren Moon held the previous record (130).

Field Goals (made) & missed

Vinatieri (43) Vanderjagt 46B(42)25B(42)(24)

	1	2	3	4	Total
New England Patriots	7	21	3	7	38
Indianapolis Colts	3	3	11	0	17

Final Team Statistics

	NE	IND
First Downs	19	28
Third Down Eff.	5-10-50%	6-13-46%
Fourth Down Eff.	0-1-0%	0-0-0%
Total Net Yards	385	484
Offensive Plays	51	72
Net Yards Rushing	123	179
Rushing Plays	30	34
Net Yards Passing	262	305
Sacked/Yds Lost	0/0	4/30
Pass Att.-Comp.-Int	21-17-0	34-22-0
Punts/Avg.	3/36.3	2/43.0
Penalties/Yds	4/35	4/53
Fumbles/Lost	0/0	3/2
Touchdowns	5	1
Rushing	1	0
Passing	4	1
Returns	0	0
Field Goals Made-Att.	1-1	3-5
Time of Possession	26:35	33:25

	Qtr	Time	Play Description(Extra Point)(Drive Info)	Visitor	Home
NE	1	10:35	D. Patten 29-yd run (Vinatieri kick)(1-29, 0:08)	7	0
IND	1	5:44	M. Vanderjagt 42-yd field goal (10-47, 4:51)	7	3
NE	2	8:56	D. Patten 91-yd pass from Brady (Vinatieri kick)(1-91, 0:00)	14	3
NE	2	7:11	T. Brown 60-yd pass from Patten (Vinatieri kick)(1-60, 0:10)	21	3
NE	2	1:17	J. Wiggins 2-yd pass from Brady (Vinatieri kick)(6-24, 2:28)	28	3
IND	2	0:11	M. Vanderjagt 42-yd field goal (8-56, 1:06)	28	6
IND	3	8:20	M. Harrison 2-yd pass from Manning (Manning-Dilger pass)(10-68, 5:05)	28	14
NE	3	4:34	A. Vinatieri 43-yd field goal (8-44, 3:46)	31	14
IND	3	1:31	M. Vanderjagt 24-yd field goal (10-64, 3:03)	31	17
NE	4	14:02	D. Patten 6-yd pass from Brady (Vinatieri kick)(4-63, 2:29)	38	17

Individual Statistics

New England Patriots

Rushing	Att	Yds	Avg	Lg	TD
A. Smith	21	71	3.4	19	0
D. Patten	1	29	29.0	29	1
M. Edwards	3	14	4.7	10	0
T. Brown	1	9	9.0	9	0
K. Faulk	1	2	2.0	2	0
T. Brady	2	-2	-1.0	-1	0
J. Redmond	1	0	0.0	0	0
Total	**30**	**123**	**4.1**	**29**	**1**

Passing	Att	Cmp	Yds	S/YL	TD	LG	I
T. Brady	20	16	202	0/0	3	91t	0
D. Patten	1	1	60	0/0	1	60t	0

Receiving	Att	Yds	Avg	Lg	TD
T. Brown	8	120	15.0	60t	1
D. Patten	4	117	29.3	91t	2
M. Edwards	2	16	8.0	11	0
C. Johnson	2	7	3.5	4	0
J. Wiggins	1	2	2.0	2t	1
Total	**17**	**262**	**15.4**	**91t**	**4**

Interceptions	No	Yds	Avg	Lg	TD
None					

Punting	No	Yds	Avg	TB	In20	LG
K. Walter	3	109	36.3	0	1	41

Indianapolis Colts

Rushing	Att	Yds	Avg	Lg	TD
E. James	30	143	4.8	20	0
D. Rhodes	2	35	17.5	24	0
P. Manning	2	1	0.5	1	0
Total	**34**	**179**	**5.3**	**24**	**0**

Passing	Att	Cmp	Yds	S/YL	TD	LG	I
P. Manning	34	22	335	4/30	1	68	0

Receiving	Att	Yds	Avg	Lg	TD
M. Harrison	8	157	19.6	68	1
E. James	4	34	8.5	12	0
M. Pollard	3	61	20.3	24	0
R. Wayne	3	33	11.0	19	0
K. Dilger	2	32	16.0	25	0
T. Insley	1	13	13.0	13	0
S. McKinney	1	5	5.0	5	0
Total	**22**	**335**	**15.2**	**68**	**1**

Interceptions	No	Yds	Avg	Lg	TD
None					

Punting	No	Yds	Avg	TB	In20	LG
H. Smith	2	86	43.0	0	1	52

New England Patriots (3-3) at Denver Broncos (3-3)

Sunday, 10/28/01 ★ at Invesco Field, Denver (Grass) ★ 2:15 PM MST (3:03)

Att: 74,450 **Game Weather:** Mostly Cloudy **Temp:** 72° F, **Humidity:** 24%, **Wind:** SW 9 mph

GAME NOTES

After extending his NFL record to 162 career attempts without an interception, QB Tom Brady was intercepted four times in the fourth quarter, including one that was returned for a touchdown as the Broncos won 31-20. ★ OLB Willie McGinest returned to the starting lineup and recorded a pair of sacks, his first of the year (47.5 career), to earn Patriots Miller Lite Player of the Game honors. ★ Troy Brown led the team with 117 yards from scrimmage, including a 31-yard run, the second-longest run of his career. ★ Patriots scored first for the seventh consecutive game, but lost their first game when leading at the half (now 3-1). During the last three weeks, the Patriots have scored on their opening possession. ★ The Patriots are now 2-10 since 1990 in the game played prior to Halloween.

Field Goals (made) & missed

Vinatieri (24)(44) Elam (50)

	1	2	3	4	Total
New England Patriots	10	7	3	0	20
Denver Broncos	7	3	14	7	31

Final Team Statistics

	NE	DEN
First Downs	21	18
Third Down Eff.	6-14-43%	6-13-46%
Fourth Down Eff.	0-1-0%	0-0-0%
Total Net Yards	300	355
Offensive Plays	65	61
Net Yards Rushing	117	86
Rushing Plays	24	29
Net Yards Passing	183	269
Sacked/Yds Lost	2/20	2/14
Pass Att.-Comp.-Int	39-25-5	30-19-2
Punts/Avg.	2/44.5	4/45.5
Penalties/Yds	7/53	6/66
Fumbles/Lost	3/0	0/0
Touchdowns	2	4
Rushing	0	1
Passing	2	2
Returns	0	1
Field Goals Made-Att.	2-2	1-1
Time of Possession	30:51	29:09

	Qtr	Time	Play Description(Extra Point)(Drive Info)	Visitor	Home
NE	1	9:06	A. Vinatieri 24-yd field goal (10-74, 5:54)	3	0
NE	1	4:57	D. Patten 30-yd pass from Brady (Vinatieri kick)(4-69, 2:01)	10	0
DEN	1	0:57	M. Anderson 8-yd run (Elam kick)(7-80, 4:00)	10	7
DEN	2	4:03	J. Elam 50-yd field goal (17-66, 8:40)	10	10
NE	2	1:21	T. Brown 5-yd pass from Brady (Vinatieri kick)(3-17, 0:49)	17	10
NE	3	10:59	A. Vinatieri 44-yd field goal (4-(-2), 2:39)	20	10
DEN	3	10:35	R. Smith 65-yd pass from Griese (Elam kick)(1-65, 0:24)	20	17
DEN	3	3:35	D. Carswell 6-yd pass from Griese (Elam kick)(9-80, 3:10)	20	24
DEN	4	2:24	D. Walker 39-yd interception return (Elam kick)	20	31

Individual Statistics

New England Patriots

Rushing	Att	Yds	Avg	Lg	TD
A. Smith	12	56	4.7	15	0
T. Brown	1	31	31.0	31	0
D. Patten	1	13	13.0	13	0
K. Faulk	5	12	2.4	4	0
M. Edwards	2	6	3.0	3	0
T. Brady	2	-1	-0.5	0	0
J. Redmond	1	0	0.0	0	0
Total	**24**	**117**	**4.9**	**31**	**0**

Passing	Att	Cmp	Yds	S/YL	TD	LG	I
T. Brady	38	25	203	2/20	0	30t	4
D. Patten	1	0	0	0	0	0	1

Receiving	Att	Yds	Avg	Lg	TD
T. Brown	9	86	9.6	18	1
D. Patten	5	62	12.4	30t	1
K. Faulk	4	26	6.5	8	0
C. Johnson	2	11	5.5	9	0
A. Smith	2	11	5.5	7	0
M. Edwards	1	6	6.0	6	0
C. Jackson	1	4	4.0	4	0
J. Redmond	1	-3	-3.0	-3	0
Total	**25**	**203**	**8.1**	**30**	**2**

Interceptions	No	Yds	Avg	Lg	TD
M. Stevens	1	9	9.0	9	0
T. Bruschi	1	3	3.0	3	0
Total	**2**	**12**	**6.0**	**9**	**0**

Denver Broncos

Rushing	Att	Yds	Avg	Lg	TD
M. Anderson	14	40	2.9	16	1
O. Gary	10	37	3.7	9	0
E. Kennison	1	10	10.0	10	0
B. Griese	4	-1	-0.3	2	0
Total	**29**	**86**	**3.0**	**16**	**1**

Passing	Att	Cmp	Yds	S/YL	TD	LG	I
B. Griese	30	19	283	2/14	2	65t	2

Receiving	Att	Yds	Avg	Lg	TD
R. Smith	6	159	26.5	65t	1
D. Clark	6	94	15.7	35	0
D. Carswell	3	21	7.0	10	1
S. Montgomery	2	15	7.5	18	0
B. Griese	1	-6	-6.0	-6	0
P. Hape	1	0	0.0	0	0
Total	**19**	**283**	**14.9**	**65**	**2**

Interceptions	No	Yds	Avg	Lg	TD
D. Walker	2	39	19.5	39t	1
D. O'Neal	2	31	15.5	31	0
E. Brown	1	0	0.0	0	0
Total	**5**	**70**	**14.0**	**39**	**1**

New England Patriots (3-4) at Atlanta Falcons (3-3)

Sunday, 11/4/01 ★ at The Georgia Dome, Atlanta (Artificial Turf) ★ 1:02 PM EST (3:03)

Att: 44,229 **Game Weather:** Indoors **Temp:** 68° F

GAME NOTES

The Patriots defense collected 9 sacks by eight different players, the second most in franchise history and the most since they recorded 9 vs. Miami (10/17/99). ★ Willie McGinest recorded a pair of sacks and earned Patriots Miller Lite Player of the Game honors for the second consecutive week. ★ Antowain Smith rushed for 117 yards. He is the first Patriot to rush for over 100 yards since Terry Allen rushed for 126 yards vs. Buffalo on 12/26/99. ★ For the first time this season, the Patriots did not score first in the game. ★ The Patriots are now 4-0 when they score 21 points or more, 0-4 when they don't.★Adam Vinatieri extended his streak of perfection indoors. He has converted every PAT (23) and field goal (23) attempt of his career. ★ The victory marked the first over an NFC foe since 12/5/99 vs. Dallas.

Field Goals (made) & missed

Vinatieri (48) Feely 58sh, 49wl (20)

	1	2	3	4	Total
New England Patriots	0	17	7	0	24
Atlanta Falcons	7	0	0	3	10

Final Team Statistics

	NE	ATL
First Downs	21	11
Third Down Eff.	7-15-47%	3-14-21%
Fourth Down Eff.	1-1-100%	0-2-0%
Total Net Yards	371	244
Offensive Plays	68	57
Net Yards Rushing	135	140
Rushing Plays	34	19
Net Yards Passing	236	104
Sacked/Yds Lost	3/14	9/47
Pass Att.-Comp.-Int	31-21-0	29-10-1
Punts/Avg.	6/40.2	6/37.8
Penalties/Yds	7/60	7/55
Fumbles/Lost	3/2	0/0
Touchdowns	3	1
Rushing	0	0
Passing	3	1
Returns	0	0
Field Goals Made-Att.	1-1	1-3
Time of Possession	33:38	26:22

	Qtr	Time	Play Description(Extra Point)(Drive Info)	Visitor	Home
ATL	1	2:35	S. Jefferson 19-yd pass from Chandler (Feely kick)(7-89, 3:03)	0	7
NE	2	9:00	K. Faulk 4-yd pass from Brady (Vinatieri kick)(16-75, 8:35)	7	7
NE	2	4:26	A. Vinatieri 48-yd field goal (4-[-4], 3:32)	10	7
NE	2	0:15	M. Edwards 15-yd pass from Brady (Vinatieri kick)(10-89, 2:41)	17	7
NE	3	0:34	T. Brown 44-yd pass from Brady (Vinatieri kick)(4-80, 1:52)	24	7
ATL	4	11:28	J. Feely 20-yd field goal (7-60, 4:06)	24	10

Individual Statistics

New England Patriots

Rushing	Att	Yds	Avg	Lg	TD
A. Smith	23	117	5.1	22	0
M. Edwards	6	11	1.8	5	0
T. Brown	1	5	5.0	5	0
K. Faulk	1	2	2.0	2	0
T. Brady	3	0	0.0	1	0
Total	**34**	**135**	**4.0**	**22**	**0**

Passing	Att	Cmp	Yds	S/YL	TD	LG	I
T. Brady	31	21	250	3/14	3	44t	0

Receiving	Att	Yds	Avg	Lg	TD
T. Brown	5	99	19.8	44t	1
K. Faulk	5	21	4.2	10	1
D. Patten	3	40	13.3	17	0
A. Smith	3	28	9.3	18	0
M. Edwards	2	27	13.5	15t	1
J. Wiggins	1	16	16.0	16	0
C. Jackson	1	12	12.0	12	0
C. Johnson	1	7	7.0	7	0
Total	**21**	**250**	**11.9**	**44**	**3**

Interceptions	No	Yds	Avg	Lg	TD
O. Smith	1	17	17.0	17	0

Punting	No	Yds	Avg	TB	In20	LG
K. Walter	6	241	40.2	1	1	5

Punt Returns	No	Yds	Avg	Lg	TD
T. Brown	2	10	5.0	7	0

Kick Returns	No	Yds	Avg	Lg	TD
C. Jackson	2	30	15.0	19	0
K. Faulk	1	18	18.0	18	0

Atlanta Falcons

Rushing	Att	Yds	Avg	Lg	TD
M. Smith	16	84	5.3	58	0
M. Vick	2	50	25.0	35	0
C. Chandler	1	6	6.0	6	0
Total	**19**	**140**	**7.4**	**58**	**0**

Passing	Att	Cmp	Yds	S/YL	TD	LG	I
C. Chandler	20	8	95	6/32	1	19t	1
M. Vick	9	2	56	3/15	0	50	0

Receiving	Att	Yds	Avg	Lg	TD
T. Martin	3	49	16.3	19	0
A. Crumpler	2	20	10.0	13	0
B. Christian	2	15	7.5	9	0
B. Finneran	1	50	50.0	50	0
S. Jefferson	1	19	19.0	19t	1
T. Mathis	1	-2	-2.0	-2	0
Total	**10**	**151**	**15.1**	**50**	**1**

Interceptions	No	Yds	Avg	Lg	TD
none					

Punting	No	Yds	Avg	TB	In20	LG
C. Mohr	6	227	37.8	1	2	47

Punt Returns	No	Yds	Avg	Lg	TD
D. Gordon	2	10	5.0	14	0

Kick Returns	No	Yds	Avg	Lg	TD
D. Vaughn	4	138	34.5	57	0
A. Crumpler	1	14	14.0	14	0

Buffalo Bills (1-6) at New England Patriots (4-4)

Sunday, 11/11/01 ★ at Foxboro Stadium (Grass) ★ 1:02 PM EST (3:03)

Att: 60,292 **Game Weather:** Sunny and Windy **Temp:** 47° F **Wind:** NW 25 mph (24° WC)

GAME NOTES

Antowain Smith iced the game with a 42-yard touchdown run on his final carry with 1:52 remaining in the game. At the time it was the longest run by a Patriot in 2001 and the longest since Kevin Faulk gained 43 yards on a run at Miami (11/21/99). Smith also rushed for two touchdowns for the second time this season. He became the first Patriot to do so since Curtis Martin (3 times) in 1996 and earned Miller Lite Player of the Game honors. ★ The Patriots were credited with five sacks but surrendered seven. ★ The Patriots scored first for the 8th time in 9 games and have now outscored their opponents 121-62. ★ The Patriots moved to 5-0 when they score 21 points or more, 0-4 when they don't.★ With the victory, Tom Brady improved to 5-2 as a starter and the Patriots improved to 2-0 in November for the first time since 1996.

Field Goals (made) & missed

J. Arians (24) 49LU Vinatieri 43WR, 45WL

	1	2	3	4	Total
Buffalo Bills	0	3	0	8	11
New England Patriots	7	0	7	7	21

Final Team Statistics

	BUF	NE
First Downs	15	15
Third Down Eff	2-12-17%	6-14-43%
Fourth Down Eff.	1-3-33%	0-0-0%
Total Net Yards	241	205
Offensive Plays	59	59
Net Yards Rushing	69	134
Rushing Plays	21	31
Net Yards Passing	173	71
Sacked/Yds Lost	5/31	7/36
Pass Att.-Comp.-Int	34-16-2	21-15-1
Punts/Avg.	5/27.2	3/38.0
Penalties/Yds	9/75	7/75
Fumbles/Lost	1/0	3/2
Touchdowns	1	3
Rushing	0	2
Passing	1	1
Returns	0	0
Field Goals Made-Att.	1-2	0-2
Time of Possession	26:58	33:02

	Qtr	Time	Play Description(Extra Point)(Drive Info)	Visitor	Home
NE	1	3:09	K. Faulk 6-yd pass from Brady (Vinatieri kick)(6-35, 3:23)	0	7
BUF	2	11:38	J. Arians 24-yd field goal (8-72, 4:31)	3	7
NE	3	7:27	A. Smith 1-yd run (Vinatieri kick)(5-40, 2:44)	3	14
BUF	4	2:43	P. Price 17-yd pass from Van Pelt (Van Pelt to Moulds pass)(2-17, 0:10)	11	14
NE	4	1:52	A. Smith 42-yd run (Vinatieri kick)(2-45, 0:51)	11	21

Individual Statistics

Buffalo Bills

Rushing	Att	Yds	Avg	Lg	TD
T. Henry	16	51	3.2	8	0
R. Johnson	5	18	3.6	7	0
Total	**21**	**69**	**3.3**	**8**	**0**

Passing	Att	Cmp	Yds	S/YL	TD	LG	I
R. Johnson	27	14	167	5/31	0	36	1
A. Van Pelt	7	2	37	0/0	1	20	1

Receiving	Att	Yds	Avg	Lg	TD
R. Germany	4	69	17.3	28	0
P. Price	3	59	19.7	33	1
L. Centers	3	30	10.0	16	0
E. Moulds	3	7	2.3	7	0
J. Riemersma	1	36	36.0	36	0
A. Black	1	4	4.0	4	0
T. Henry	1	-1	-1.0	-1	0
Total	**16**	**204**	**12.8**	**36**	**1**

Interceptions	No	Yds	Avg	Lg	TD
A. Winfield	1	0	0.0	0	0

Punting	No	Yds	Avg	TB	In20	LG
B. Moorman	5	136	27.2	1	0	39

Punt Returns	No	Yds	Avg	Lg	TD
P. Price	1	6	6.0	6	0

Kick Returns	No	Yds	Avg	Lg	TD
N. Clements	3	80	26.7	37	0
S. Bryson	1	9	9.0	9	0

New England Patriots

Rushing	Att	Yds	Avg	Lg	TD
A. Smith	20	100	5.0	42	2
T. Brown	1	17	17.0	17	0
M. Edwards	3	8	2.7	3	0
D. Patten	1	7	7.0	7	0
K. Faulk	2	3	1.5	7	0
T. Brady	4	-1	-0.3	2	0
Total	**31**	**134**	**4.3**	**42**	**2**

Passing	Att	Cmp	Yds	S/YL	TD	LG	I
T. Brady	21	15	107	7/36	1	26	1

Receiving	Att	Yds	Avg	Lg	TD
K. Faulk	7	29	4.1	12	1
M. Edwards	3	17	5.7	7	0
T. Brown	2	25	12.5	16	0
D. Patten	1	26	26.0	26	0
C. Johnson	1	6	6.0	6	0
J. Wiggins	1	4	4.0	4	0
Total	**15**	**107**	**7.1**	**26**	**1**

Interceptions	No	Yds	Avg	Lg	TD
T. Law	1	22	22.0	22	0
O. Smith	1	1	1.0	1	0

Punting	No	Yds	Avg	TB	In20	LG
K. Walter	3	114	38.0	0	1	58

Punt Returns	No	Yds	Avg	Lg	TD
T. Brown	1	29	29.0	29	0

Kick Returns	No	Yds	Avg	Lg	TD
K. Faulk	1	29	29.0	29	0
P. Pass	1	18	18.0	18	0

Game Summaries - Game #10

St. Louis Rams (7-1) at New England Patriots (5-4)

Sunday, 11/18/01 ★ at Foxboro Stadium (Grass) ★ 8:35 PM EST (2:53)

Att: 60,292 **Game Weather:** Cloudy and Warm **Temp:** 49° F **Wind:** SW 15 mph

GAME NOTES

The loss marked the first on Sunday Night since 12/23/95. The Patriots had won their last six Sunday Night games, including their last four on ESPN. ★ Terrell Buckley intercepted a Kurt Warner pass and returned it 52 yards for a touchdown. It was the third interception returned for a touchdown by the Patriots this year. ★WR Troy Brown led the Patriots in receiving (8-91) and earned Miller Lite Player of the Game honors. ★The Rams took a 7-0 lead in the first quarter. It was just the second time this season that the Patriots opponent has scored first. ★ Tedy Bruschi recorded his second interception of the season, the third of his career. ★Four first half turnovers (two by each team) attributed to all 24 first half points scored.

Field Goals (made) & missed

Wilkins 42wr (35) Vinatieri (33)

	1	2	3	4	Total
St. Louis Rams	7	7	3	7	24
New England Patriots	7	3	0	7	17

Final Team Statistics

	STL	NE
First Downs	26	13
Third Down Eff.	8-14-57%	5-12-42%
Fourth Down Eff.	0-0-0%	1-1-100%
Total Net Yards	482	230
Offensive Plays	71	49
Net Yards Rushing	86	51
Rushing Plays	28	20
Net Yards Passing	396	179
Sacked/Yds Lost	1/5	2/6
Pass Att.-Comp.-Int	42-30-2	27-19-2
Punts/Avg.	2/44.5	4/41.0
Penalties/Yds	5/36	3/15
Fumbles/Lost	2/1	1/1
Touchdowns	3	2
Rushing	0	0
Passing	3	1
Returns	0	1
Field Goals Made-Att.	3-3	2-2
Time of Possession	33:54	26:06

Qtr	Time	Play Description(Extra Point)(Drive Info)	Visitor	Home
STL 1	9:38	T. Holt 16-yd pass from K. Warner (Wilkins kick)(3-18, 1:23)	7	0
NE 1	1:55	T. Buckley 52-yd interception return (Vinatieri kick)	7	7
NE 2	14:06	A. Vinatieri 33-yd field goal (5-25, 2:11)	7	10
STL 2	0:31	M. Faulk 9-yd pass from K. Warner (Wilkins kick)(8-97, 1:41)	14	10
STL 3	3:06	J. Wilkins 35-yd field goal (6-25, 2:00)	17	10
STL 4	10:32	J. Hodgins 11-yd pass from K. Warner (Wilkins kick)(11-75, 6:01)	24	10
NE 4	7:46	D. Patten 10-yd pass from T. Brady (Vinatieri kick)(5-65, 2:46)	24	17

Individual Statistics

St. Louis Rams

Rushing	Att	Yds	Avg	Lg	TD
M. Faulk	20	83	4.2	12	0
K. Warner	6	3	0.5	7	0
T. Canidate	1	1	1.0	1	0
E. Conwell	1	-1	-1.0	-1	0
Total	**28**	**86**	**3.1**	**12**	**0**

Passing	Att	Cmp	Yds	S/YL	TD	LG	I
K. Warner	42	30	401	1/5	3	38	2

Receiving	Att	Yds	Avg	Lg	TD
I. Bruce	7	130	18.6	38	0
T. Holt	7	89	12.7	18	1
M. Faulk	7	70	10.0	18	1
R. Proehl	5	62	12.4	20	0
J. Robinson	2	27	13.5	22	0
E. Conwell	1	12	12.0	12	0
J. Hodgins	1	11	11.0	11	0
Total	**30**	**401**	**13.4**	**38**	**3**

Interceptions	No	Yds	Avg	Lg	TD
L. Fletcher	1	18	18.0	18	0
D. McCleon	1	0	0.0	0	0

Punting	No	Yds	Avg	TB	In20	LG
J. Baker	2	89	44.5	0	2	52

Punt Returns	No	Yds	Avg	Lg	TD
D. Bly	1	2	2.0	2	0
A. Hakim	1	-1	-1.0	-1	0

Kick Returns	No	Yds	Avg	Lg	TD
T. Canidate	4	87	21.8	29	0
Y. Murphy	0	-1	0.0	-1	0

New England Patriots

Rushing	Att	Yds	Avg	Lg	TD
A. Smith	15	36	2.4	6	0
K. Faulk	2	7	3.5	4	0
T. Brady	2	6	3.0	7	0
M. Edwards	1	2	2.0	2	0
Total	**20**	**51**	**2.6**	**7**	**0**

Passing	Att	Cmp	Yds	S/YL	TD	LG	I
T. Brady	27	19	185	2/6	1	27	2

Receiving	Att	Yds	Avg	Lg	TD
T. Brown	8	91	11.4	23	0
K. Faulk	3	19	6.3	11	0
D. Patten	2	37	18.5	27	1
R. Rutledge	2	16	8.0	9	0
C. Johnson	2	11	5.5	9	0
M. Edwards	1	6	6.0	6	0
A. Smith	1	5	5.0	5	0
Total	**19**	**185**	**9.7**	**27**	**1**

Interceptions	No	Yds	Avg	Lg	TD
T. Buckley	1	52	52.0	52	1
T. Bruschi	1	4	4.0	4	0

Punting	No	Yds	Avg	TB	In20	LG
K. Walter	4	164	41.0	0	1	57

Punt Returns	No	Yds	Avg	Lg	TD
T. Brown	1	7	7.0	7	0

Kick Returns	No	Yds	Avg	Lg	TD
K. Faulk	5	81	16.2	19	0

New Orleans Saints (5-4) at New England Patriots (5-5)

Sunday, 11/25/01 ★ at Foxboro Stadium (Grass) ★ 4:05 PM EST (3:00)

Att: 60,292 **Game Weather:** Cloudy, Mild & Showers **Temp:** 62° F **Wind:** S 20 mph

GAME NOTES

The Patriots improved to 6-5 and are now 6-0 when scoring 21 points or more and 0-5 when they don't. ★ Tom Brady completed 19 of 26 attempts for 258 yards and 4 touchdowns to lead the Patriots to victory, earning him NFL Miller Lite Player of the Week honors for the first time in his career. He became the second Patriot to win the award in 2001. ★ The Patriots won for the sixth time in the last eight years in games played after Thanksgiving and improved to 3-1 in November, their best record for that month since 1996.★Richard Seymour blocked a 43-yard FG attempt, his first of his career and the third by the Patriots this season. ★ DE Anthony Pleasant intercepted an Aaron Brooks pass that was deflected by S Lawyer Milloy. It was the first interception of Pleasant's 12-year career.

Field Goals (made) & missed

J. Carney 48WR,43B(31) Vinatieri 46wl

	1	2	3	4	Total
New Orleans Saints	0	0	10	7	17
New England Patriots	7	13	0	14	34

Final Team Statistics

	NO	NE
First Downs	23	26
Third Down Eff	6-14-43%	8-13-62%
Fourth Down Eff.	0-1-0%	0-0-0%
Total Net Yards	428	432
Offensive Plays	62	68
Net Yards Rushing	121	191
Rushing Plays	22	38
Net Yards Passing	307	241
Sacked/Yds Lost	1/0	4/17
Pass Att.-Comp.-Int	39-16-2	26-19-0
Punts/Avg.	3/36.7	4/43.0
Penalties/Yds	5/86	6/64
Fumbles/Lost	1/0	2/0
Touchdowns	2	5
Rushing	1	1
Passing	1	4
Returns	0	0
Field Goals Made-Att.	1-3	0-1
Time of Possession	24:13	35:47

	Qtr	Time	Play Description(Extra Point)(Drive Info)	Visitor	Home
NE	1	11:35	A. Smith 41-yd pass from T. Brady (Vinatieri kick)(6-85, 3:25	0	7
NE	2	7:23	T. Brown 8-yd pass from T. Brady (pass failed)(8-93, 4:06)	0	13
NE	2	0:10	C. Johnson 24-yd pass from T. Brady (Vinatieri kick)(6-78, 1:40)	0	20
NO	3	6:59	J. Carney 31-yd field goal (7-49, 1:19)	3	20
NO	3	2:11	R. Williams 3-yd run (Carney kick)(6-83, 2:35)	10	20
NE	4	13:24	M. Edwards 2-yd pass from T. Brady (Vinatieri kick)(9-80, 3:47)	10	27
NO	4	8:15	W. Jackson 7-yd pass from A. Brooks (Carney kick)(13-83, 5:09)	17	27
NE	4	2:25	A. Smith 3-yd run (Vinatieri kick)(10-68, 5:50)	17	34

Individual Statistics

New Orleans Saints

Rushing	Att	Yds	Avg	Lg	TD
A. Brooks	7	65	9.3	26	0
R. Williams	15	56	3.7	14	1
Total	**22**	**121**	**5.5**	**26**	**1**

Passing	Att	Cmp	Yds	S/YL	TD	LG	I
A. Brooks	39	16	307	1/0	1	56	2

Receiving	Att	Yds	Avg	Lg	TD
W. Jackson	5	78	15.6	56	1
J. Horn	4	97	24.2	50	0
R. Williams	3	39	13.0	18	0
A. Connell	2	49	24.5	38	0
E. Williams	2	44	22.0	26	0
Total	**16**	**307**	**19.2**	**56**	**1**

Interceptions	No	Yds	Avg	Lg	TD

Punting	No	Yds	Avg	TB	In20	LG
T. Gowin	3	110	36.7	0	1	48

Punt Returns	No	Yds	Avg	Lg	TD
W. McGarity	2	16	8.0	17	0

Kick Returns	No	Yds	Avg	Lg	TD
D. McAllister	4	96	24.0	37	0
F. McAfee	1	18	18.0	18	0
W. Whitehead	1	7	7.0	7	0

New England Patriots

Rushing	Att	Yds	Avg	Lg	TD
A. Smith	24	111	4.6	15	1
K. Faulk	3	36	12.0	24	0
J. Redmond	4	20	5.0	12	0
T. Brady	4	14	3.5	11	0
M. Edwards	3	10	3.3	4	0
Total	**38**	**191**	**5.0**	**24**	**1**

Passing	Att	Cmp	Yds	S/YL	TD	LG	I
T. Brady	26	19	258	4/17	4	41t	0

Receiving	Att	Yds	Avg	Lg	TD
T. Brown	7	91	13.0	19	1
D. Patten	3	47	15.7	27	0
A. Smith	3	42	14.0	41t	1
M. Edwards	3	30	10.0	16	1
C. Johnson	2	44	22.0	24t	1
J. Wiggins	1	4	4.0	4	0
Total	**19**	**258**	**13.6**	**41**	**4**

Interceptions	No	Yds	Avg	Lg	TD
A. Pleasant	1	0	0.0	0	0
L. Milloy	1	0	0.0	0	0

Punting	No	Yds	Avg	TB	In20	LG
K. Walter	4	172	43.0	0	3	45

Punt Returns	No	Yds	Avg	Lg	TD
T. Brown	0	0	0.0	0	0

Kick Returns	No	Yds	Avg	Lg	TD
B. Kelly	2	33	16.5	28	0
D. Patten	1	24	24.0	24	0

Game Summaries - Game #12

New England Patriots (6-5) at New York Jets (7-3)

Sunday, 12/2/01 ★ at The Meadowlands, NJ (Grass) ★ 1:02 PM EST (2:56)

Att: 78,712 **Game Weather:** Overcast **Temp:** 53° F **Wind:** NW 10 mph

GAME NOTES

The Patriots improved to 7-5 and won their first game of the year when scoring less than 21 points. ★ Tom Brady completed six of seven attempts for 56 yards on the game winning drive, including three to David Patten for 44 yards. The drive set up a 28-yard game-winning field goal by Adam Vinatieri, the 10th of his career. ★ The Patriots recorded two interceptions and and now have 21 takeaways for the season. Eleven of their last 12 takeaways have been interceptions. ★ Roman Phifer led the Patriots with 9 tackles to earn Miller Lite Player of the Game honors. ★ Fred Coleman caught the first pass of his NFL career and advanced it for a 46-yard gain. ★ Mike Vrabel intercepted his second pass of the season. The turnover was converted into a 4-yard touchdown run by Antowain Smith.

Field Goals (made) & missed

Vinatieri (28) J. Hall (19)(40)(50)

	1	2	3	4	Total
New England Patriots	0	0	14	3	17
New York Jets	10	3	3	0	16

Final Team Statistics

	NE	NYJ
First Downs	14	18
Third Down Eff.	5-12-42%	7-15-47%
Fourth Down Eff.	0-0-0%	0-1-0%
Total Net Yards	264	288
Offensive Plays	54	63
Net Yards Rushing	73	131
Rushing Plays	23	28
Net Yards Passing	191	157
Sacked/Yds Lost	3/22	3/21
Pass Att.-Comp.-Int	28-20-0	32-18-2
Punts/Avg.	6/36.2	3/35.3
Penalties/Yds	4/28	2/5
Fumbles/Lost	1/0	1/0
Touchdowns	2	1
Rushing	2	0
Passing	0	1
Returns	0	0
Field Goals Made-Att.	1-1	3-3
Time of Possession	27:03	32:57

	Qtr	Time	Play Description(Extra Point)(Drive Info)	Visitor	Home
NYJ	1	11:52	L. Coles 34-yd pass from V. Testaverde (Hall kick)(6-72, 3:08)	0	7
NYJ	1	4:53	J. Hall 19-yd field goal (9-53, 4:49)	0	10
NYJ	2	2:47	J. Hall 40-yd field goal (10-44, 5:02)	0	13
NE	3	10:19	A. Smith 4-yd run (Vinatieri kick)(5-57, 2:06)	7	13
NYJ	3	6:57	J. Hall 50-yd field goal (6-20, 3:22)	7	16
NE	3	2:11	M. Edwards 4-yd run (Vinatieri kick)(9-82, 4:46)	14	16
NE	4	6:29	A. Vinatieri 28-yd field goal (11-57, 5:47)	17	16

Individual Statistics

New England Patriots

Rushing	Att	Yds	Avg	Lg	TD
A. Smith	12	28	2.3	5	1
K. Faulk	3	23	7.7	13	0
J. Redmond	3	17	5.7	10	0
M. Edwards	2	5	2.5	4t	1
T. Brady	3	0	0.0	2	0
Total	**23**	**73**	**3.2**	**13**	**2**

Passing	Att	Cmp	Yds	S/YL	TD	LG	I
T. Brady	28	20	213	3/22	0	46	0

Receiving	Att	Yds	Avg	Lg	TD
T. Brown	8	59	7.4	18	0
D. Patten	6	60	10.0	17	0
A. Smith	3	43	14.3	40	0
F. Coleman	1	46	46.0	46	0
R. Rutledge	1	9	9.0	9	0
M. Edwards	1	-4	-4.0	-4	0
Total	**20**	**213**	**10.7**	**46**	**0**

Interceptions	No	Yds	Avg	Lg	TD
M. Vrabel	1	12	12.0	12	0
T. Buckley	1	0	0.0	0	0

Punting	No	Yds	Avg	TB	In20	LG
K. Walter	6	217	36.2	0	2	46

Punt Returns	No	Yds	Avg	Lg	TD
T. Brown	2	0	0.0	0	0

Kick Returns	No	Yds	Avg	Lg	TD
B. Kelly	5	90	18.0	26	0

New York Jets

Rushing	Att	Yds	Avg	Lg	TD
C. Martin	20	99	5.0	17	0
V. Testaverde	2	21	10.5	12	0
L. Jordan	2	7	3.5	5	0
R. Anderson	3	6	2.0	8	0
L. Coles	1	-2	-2.0	-2	0
Total	**28**	**131**	**4.7**	**17**	**0**

Passing	Att	Cmp	Yds	S/YL	TD	LG	I
V. Testaverde	32	18	172	3/15	1	34	2

Receiving	Att	Yds	Avg	Lg	TD
W. Chrebet	5	48	9.6	24	0
C. Martin	4	4	1.0	3	0
L. Coles	3	63	21.0	34t	1
S. Moss	2	40	20.0	33	0
A. Becht	2	16	8.0	8	0
R. Anderson	1	1	1.0	1	0
J. Dearth	1	0	0.0	0	0
Total	**18**	**172**	**9.6**	**34**	**1**

Interceptions	No	Yds	Avg	Lg	TD

Punting	No	Yds	Avg	TB	In20	LG
T. Tupa	3	106	35.3	0	0	47

Punt Returns	No	Yds	Avg	Lg	TD
C. Morton	2	6	3.0	6	0

Kick Returns	No	Yds	Avg	Lg	TD
C. Yeast	3	69	23.0	34	0
J. Sowell	1	6	6.0	6	0

Cleveland Browns (6-5) at New England Patriots (7-5)

Sunday, 12/9/01 ★ at Foxboro Stadium (Grass) ★ 1:02 PM EST (3:15)

Att: 60,292 **Game Weather:** Clearing after snow **Temp:** 37° F **Wind:** N 15 mph

GAME NOTES

The Patriots scored 17 unanswered points in the second quarter, which proved to be enough to win the game. ★ Troy Brown returned a punt 85 yards for a touchdown, the second of his career and the second-longest in franchise history (tying Irving Fryar). ★Brown also caught 7 passes for 89 yards and became just the sixth player in franchise history to record 1,000 yards receiving. He also eclipsed his single-season career high with his 84th reception (83 in 2000). ★ Brown earned Miller Lite Player of the Game honors for the fifth time this season. ★ Terrell Buckley intercepted his third pass of the season, his 41st of his career. It was the 18th interception by the Patriots this season, the most since 1998. ★ Vinatieri converted a 54-yard FG, the second longest of his career and the longest field goal by a Patriot in Foxboro Stadium.

Field Goals (made) & missed

P. Dawson (27)(39)(22) Vinatieri (54)(38)39wr,48wl

	1	2	3	4	Total
Cleveland Browns	10	0	3	3	16
New England Patriots	3	17	0	7	27

Final Team Statistics

	CLE	NE
First Downs	17	18
Third Down Eff.	6-14-43%	4-14-29%
Fourth Down Eff.	0-0-0%	1-2-50%
Total Net Yards	277	290
Offensive Plays	61	64
Net Yards Rushing	50	81
Rushing Plays	19	33
Net Yards Passing	227	209
Sacked/Yds Lost	3/17	3/9
Pass Att.-Comp.-Int	39-20-3	28-19-2
Punts/Avg.	5/45.4	4/41.0
Penalties/Yds	2/21	5/31
Fumbles/Lost	1/1	1/0
Touchdowns	1	3
Rushing	0	2
Passing	0	0
Returns	1	1
Field Goals Made-Att.	3-3	2-4
Time of Possession	27:40	32:20

	Qtr	Time	Play Description(Extra Point)(Drive Info)	Visitor	Home
NE	1	9:41	A. Vinatieri 54-yd field goal (7-17, 4:27)	0	3
CLE	1	1:21	P. Dawson 27-yd field goal (16-59, 8:20)	3	3
CLE	1	1:02	C. Fuller 49-yd interception return (Dawson kick)	10	3
NE	2	9:39	A. Smith 1-yd run (Vinatieri kick)(11-66, 6:23)	10	10
NE	2	3:28	T. Brown 85-yd punt return (Vinatieri kick)	10	17
NE	2	0:03	A. Vinatieri 38-yd field goal (8-51, 1:14)	10	20
CLE	3	10:45	P. Dawson 39-yd field goal (7-16, 3:07)	13	20
CLE	4	12:39	P. Dawson 22-yd field goal (7-58, 2:21)	16	20
NE	4	2:43	A. Smith 5-yd run (Vinatieri kick)(6-36, 3:21)	16	27

Individual Statistics

Cleveland Browns

Rushing	Att	Yds	Avg	Lg	TD
J. Jackson	16	34	2.1	7	0
T. Couch	1	9	9.0	9	0
J. White	2	7	3.5	4	0
Total	**19**	**50**	**2.6**	**9**	**0**

Passing	Att	Cmp	Yds	S/YL	TD	LG	I
T. Couch	39	20	244	3/17	0	36	3

Receiving	Att	Yds	Avg	Lg	TD
K. Johnson	8	95	11.9	22	0
J. White	3	57	19.0	36	0
D. Northcutt	2	29	14.5	18	0
J. Dawson	2	26	13.0	23	0
J. Jackson	2	15	7.5	9	0
O. Santiago	2	11	5.5	9	0
A. Shea	1	11	11.0	11	0
Total	**20**	**244**	**12.2**	**36**	**0**

Interceptions	No	Yds	Avg	Lg	TD
C. Fuller	1	49	49.0	49t	1
E. Little	1	9	9.0	9	0

Punting	No	Yds	Avg	TB	In20	LG
C. Gardocki	5	227	45.4	0	0	52

New England Patriots

Rushing	Att	Yds	Avg	Lg	TD
A. Smith	21	76	3.6	18	2
D. Patten	1	7	7.0	7	0
M. Edwards	4	3	0.8	2	0
T. Brady	4	-3	-0.8	0	0
K. Faulk	2	0	0.0	0	0
T. Brown	1	-2	-2.0	-2	0
Total	**33**	**81**	**2.5**	**18**	**2**

Passing	Att	Cmp	Yds	S/YL	TD	LG	I
T. Brady	28	19	218	3/9	0	23	2

Receiving	Att	Yds	Avg	Lg	TD
T. Brown	7	89	12.7	18	0
T. Glenn	4	67	16.8	23	0
D. Patten	3	41	13.7	22	0
K. Faulk	3	11	3.7	8	0
J. Redmond	1	8	8.0	8	0
M. Edwards	1	2	2.0	2	0
Total	**19**	**218**	**11.5**	**23**	**0**

Interceptions	No	Yds	Avg	Lg	TD
T. Buckley	1	24	24.0	24	0
A. Pleasant	1	0	0.0	0	0
T. Jones	1	-4	-4.0	-4	0

Punting	No	Yds	Avg	TB	In20	LG
K. Walter	3	131	43.7	0	3	47
A. Vinatieri	1	33	33.0	0	1	33

Game Summaries - Game #14

New England Patriots (8-5) at Buffalo Bills (2-10)

Sunday, 12/16/01 ★ at Ralph Wilson Stadium, Orchard Park, NY (Artificial) ★ 1:02 PM EST (3:32)

Att: 45,527 **Game Weather:** Partly Sunny **Temp:** 34° F **Wind:** E 13 mph

GAME NOTES

Adam Vinatieri, who was 5-of-12 in Buffalo prior to the game converted all four field goal attempts, including the game-winning 23-yard field goal in overtime to give the Patriots a 12-9 victory. It was his 11th game-winning kick of his career and the third this season. He was selected as the Miller Lite Player of the Game for his efforts. ★ The Patriots scored first for the 11th time in 14 games. ★ The Patriots extended their win streak to four games, their longest since opening the 1999 season 4-0. The Patriots also improved to 3-0 in December, their best since going 4-0 in December in 1994. ★ The game was the fourth in the last five meetings with the Bills to be decided in overtime. Former Bills RB Antowain Smith led all runners with 95 yards. It was his fifth 90-plus yard game of the season.

Field Goals (made) & missed

Vinatieri (40)(32)(25)(23) Graham 43sh(41)(25)(41)

	1	2	3	4	OT	Total
New England Patriots	3	3	0	3	3	12
Buffalo Bills	0	0	3	6	0	9

Final Team Statistics

	NE	BUF
First Downs	17	19
Third Down Eff.	7-17-41%	3-15-20%
Fourth Down Eff.	0-0-0%	0-0-0%
Total Net Yards	335	310
Offensive Plays	67	73
Net Yards Rushing	129	98
Rushing Plays	27	28
Net Yards Passing	206	212
Sacked/Yds Lost	5/31	1/7
Pass Att.-Comp.-Int	35-19-1	44-22-1
Punts/Avg.	7/41.0	8/41.0
Penalties/Yds	7/60	4/30
Fumbles/Lost	2/1	2/0
Touchdowns	0	0
Rushing	0	0
Passing	0	0
Returns	0	0
Field Goals Made-Att.	4-4	3-4
Time of Possession	32:48	32:57

	Qtr	Time	Play Description(Extra Point)(Drive Info)	Visitor	Home
NE	1	4:02	A. Vinatieri 40-yd field goal (9-28, 4:09)	3	0
NE	2	0:53	A. Vinatieri 32-yd field goal (7-50, 1:52)	6	0
BUF	3	11:13	S. Graham 41-yd field goal (4-7, 2:06)	6	3
BUF	4	10:38	S. Graham 25-yd field goal (15-76, 7:46)	6	6
BUF	4	5:57	S. Graham 41-yd field goal (8-33, 3:04)	6	9
NE	4	2:45	A. Vinatieri 25-yd field goal (7-56, 3:12)	9	9
NE	5	9:15	A. Vinatieri 23-yd field goal (8-75, 3:18)	12	9

Individual Statistics

Cleveland Browns

Rushing	Att	Yds	Avg	Lg	TD
A. Smith	20	95	4.8	38	0
T. Brady	3	13	4.3	12	0
K. Faulk	2	10	5.0	7	0
T. Brown	1	9	9.0	9	0
M. Edwards	1	2	2.0	2	0
Total	**27**	**129**	**4.8**	**38**	**0**

Passing	Att	Cmp	Yds	S/YL	TD	LG	I
T. Brady	35	19	237	5/31	0	40	1

Receiving	Att	Yds	Avg	Lg	TD
T. Brown	5	62	12.4	26	0
D. Patten	3	65	21.7	40	0
J. Redmond	3	45	15.0	17	0
T. Glenn	3	27	9.0	19	0
J. Wiggins	1	25	25.0	25	0
P. Pass	1	13	13.0	13	0
M. Edwards	1	3	3.0	3	0
K. Faulk	1	2	2.0	2	0
A. Smith	1	-5	-5.0	-5	0
Total	**19**	**237**	**12.5**	**40**	**0**

Interceptions	No	Yds	Avg	Lg	TD
L. Milloy	1	21	21.0	21	0

Punting	No	Yds	Avg	TB	In20	LG
K. Walter	7	287	41.0	0	5	48

Punt Returns	No	Yds	Avg	Lg	TD
T. Brown	4	33	8.3	15	0
K. Faulk	1	7	7.0	7	0

Kick Returns	No	Yds	Avg	Lg	TD
P. Pass	4	88	22.0	27	0

New England Patriots

Rushing	Att	Yds	Avg	Lg	TD
T. Henry	12	54	4.5	14	0
S. Bryson	14	38	2.7	6	0
A. Van Pelt	2	6	3.0	4	0
Total	**28**	**98**	**3.5**	**14**	**0**

Passing	Att	Cmp	Yds	S/YL	TD	LG	I
A. Van Pelt	44	22	219	1/7	0	33	1

Receiving	Att	Yds	Avg	Lg	TD
E. Moulds	6	50	8.3	13	0
P. Price	4	67	16.8	33	0
J. Riemersma	4	36	9.0	13	0
S. Bryson	3	12	4.0	11	0
L. Centers	2	29	14.5	21	0
T. Henry	1	14	14.0	14	0
S. Morris	1	8	8.0	8	0
R. Germany	1	3	3.0	3	0
Total	**22**	**219**	**10.0**	**33**	**0**

Interceptions	No	Yds	Avg	Lg	TD
C. Watson	1	23	23.0	23	0

Punting	No	Yds	Avg	TB	In20	LG
B. Moorman	8	328	41.0	1	1	58

Punt Returns	No	Yds	Avg	Lg	TD
P. Price	2	-2	-1.0	3	0
N. Clements	0	0	0.0	0	0

Kick Returns	No	Yds	Avg	Lg	TD
S. Bryson	5	94	18.8	25	0

Game Summaries - Game #15

Miami Dolphins (9-4) at New England Patriots (9-5)

Saturday, 12/22/01 ★ at Foxboro Stadium (Grass) ★ 1:35 PM EST (3:06)

Att: 60,292 **Game Weather:** Sunny, windy and cold **Temp:** 36° F **Wind:** NW 14 mph (WC 16°)

GAME NOTES

The Patriots scored 20 unanswered points in the second quarter, which proved to be enough to secure a 20-13 victory and move ahead of the Miami Dolphins into first place in the AFC East. ★ It was the last regular season game played at Foxboro Stadium. The Patriots closed out the facility with a 133-104 regular season record. ★ It was the 81st consecutive sellout (53-28 record). ★ The Patriots extended their win streak to five games, their longest since closing out the 1994 season with 7 consecutive wins. ★ Antowain Smith carried the Patriots to victory with a career-high 156-yards on 26 carries (6.0 avg.) including a touchdown to earn Miller Lite Player of the Game Honors. He became the first Patriot to eclipse 1,000 yards rushing in a season since Robert Edwards in 1998. It is the second 1,000-yard season of his career.

Field Goals (made) & missed

O. Mare (36)(36) A. Vinatieri (32)(23)

	1	2	3	4	OT	Total
Miami Dolphins	0	3	0	10	--	13
New England Patriots	0	20	0	0	--	20

Final Team Statistics

	MIA	NE
First Downs	19	20
Third Down Eff.	3-11-27%	5-14-36%
Fourth Down Eff.	1-3-33%	0-1-0%
Total Net Yards	368	313
Offensive Plays	58	67
Net Yards Rushing	58	196
Rushing Plays	19	44
Net Yards Passing	310	117
Sacked/Yds Lost	2/10	3/14
Pass Att.-Comp.-Int	37-21-0	20-12-0
Punts/Avg.	4/35.3	5/42.2
Penalties/Yds	9/67	7/75
Fumbles/Lost	3/3	1/0
Touchdowns	1	2
Rushing	0	1
Passing	1	1
Returns	0	0
Field Goals Made-Att.	2-2	2-2
Time of Possession	23:15	36:45

	Qtr	Time	Play Description(Extra Point)(Drive Info)	Visitor	Home
NE	2	14:57	A. Smith 2-yd run (Vinatieri kick)(5-52, 1:41)	0	7
NE	2	10:58	P. Pass 23-yd pass from T. Brady (Vinatieri kick)(4-73, 2:19)	0	14
NE	2	4:31	A. Vinatieri 32-yd field goal (10-53, 5:22)	0	17
NE	2	0:57	A. Vinatieri 23-yd field goal (8-37, 3:34)	0	20
MIA	2	0:03	O. Mare 36-yd field goal (7-38, 0:54)	3	20
MIA	4	13:41	O. Mare 36-yd field goal (10-58, 2:48)	6	20
MIA	4	1:28	J. Ogden 10-yd pass from J. Fiedler (Mare kick)(10-79, 2:32)	13	20

Individual Statistics

Miami Dolphins

Rushing	Att	Yds	Avg	Lg	TD
L. Smith	12	33	2.8	8	0
J. Fiedler	3	13	4.3	6	0
T. Minor	3	7	2.3	6	0
D. Ward	1	5	5.0	5	0
Total	**19**	**58**	**3.1**	**8**	**0**

Passing	Att	Cmp	Yds	S/YL	TD	LG	I
J. Fiedler	37	21	320	2/10	1	44	0

Receiving	Att	Yds	Avg	Lg	TD
C. Chambers	7	124	17.7	44	0
J. McKnight	5	78	15.6	25	0
J. Weaver	3	53	17.7	22	0
J. Ogden	2	28	14.0	18	1
L. Smith	2	23	11.5	16	0
R. Konrad	1	7	7.0	7	0
D. Ward	1	7	7.0	7	0
Total	**21**	**320**	**15.2**	**44**	**1**

Interceptions	No	Yds	Avg	Lg	TD
none					

Punting	No	Yds	Avg	TB	In20	LG
M. Turk	4	141	35.3	0	0	49

Punt Returns	No	Yds	Avg	Lg	TD
J. Ogden	1	11	11.0	11	0

Kick Returns	No	Yds	Avg	Lg	TD
C. Chambers	1	16	16.0	16	0
D. Dyer	1	10	10.0	10	0

New England Patriots

Rushing	Att	Yds	Avg	Lg	TD
A. Smith	26	156	6.0	44	1
J. Redmond	11	35	3.2	8	0
T. Brown	2	7	3.5	4	0
M. Edwards	2	3	1.5	2	0
T. Brady	3	-5	-1.7	-1	0
Total	**44**	**196**	**4.5**	**44**	**1**

Passing	Att	Cmp	Yds	S/YL	TD	LG	I
T. Brady	19	11	108	3/14	1	23t	0
K. Faulk	1	1	23	0/0	0	23	0

Receiving	Att	Yds	Avg	Lg	TD
T. Brown	5	59	11.8	18	0
P. Pass	2	29	14.5	23t	1
J. Wiggins	2	8	4.0	6	0
T. Brady	1	23	23.0	23	0
K. Faulk	1	7	7.0	7	0
M. Edwards	1	5	5.0	5	0
Total	**12**	**131**	**10.9**	**23**	**1**

Interceptions	No	Yds	Avg	Lg	TD
none					

Punting	No	Yds	Avg	TB	In20	LG
K. Walter	5	211	42.2	0	2	48

Punt Returns	No	Yds	Avg	Lg	TD
T. Brown	2	17	8.5	10	0

Kick Returns	No	Yds	Avg	Lg	TD
P. Pass	2	39	19.5	22	0
T. Bruschi	1	10	10.0	10	0

Game Summaries - Game #16

New England Patriots (10-5) at Carolina Panthers (1-14)

Sunday, 1/6/02 ★ at Ericsson Stadium, Charlotte, NC (Grass) ★ 1:02 PM EST (3:05)

Paid Att: 71,907 **Game Weather:** Cloudy skies with drizzle **Temp:** 36° F **Wind:** NE 3 mph

GAME NOTES

The Patriots earned their third division title in six years with a 38-6 victory over Carolina, the most lopsided win since scoring a 45-7 victory over San Diego in 1996. ★ Ty Law and Otis Smith each returned an interception for a touchdown and Troy Brown returned his second punt for a touchdown in less than a month. ★Smith's and Law's touchdown returns were the seventh and fifth of their careers, respectively. ★ Brown's TD return was the third of his career, tying a franchise record held by Irving Fryar. He also led all receivers with six receptions, giving him 101 receptions for the season. He was named Miller Lite Player of the Game. ★ Antowain Smith scored his 13th touchdown of the season, including 12 rushing TDs, which ranks third in franchise history.

Field Goals (made) & missed

A. Vinatieri (19) J. Kasay (29)(40)

	1	2	3	4	Total
New England Patriots	10	0	14	14	38
Carolina Panthers	0	3	3	0	6

Final Team Statistics

	NE	CAR
First Downs	16	18
Third Down Eff.	6-15-40%	4-13-31%
Fourth Down Eff.	1-2-50%	0-2-0%
Total Net Yards	298	322
Offensive Plays	66	65
Net Yards Rushing	102	198
Rushing Plays	36	26
Net Yards Passing	196	124
Sacked/Yds Lost	1-2	3-20
Pass Att.-Comp.-Int	29-17-2	36-15-3
Punts/Avg.	6/37.8	4/48.3
Penalties/Yds	6/70	4/37
Fumbles/Lost	2/1	4/3
Touchdowns	5	0
Rushing	1	0
Passing	1	0
Returns	3	0
Field Goals Made-Att.	1-1	2-2
Time of Possession	33:21	26:39

	Qtr	Time	Play Description(Extra Point)(Drive Info)	Visitor	Home
NE	1	10:04	A. Vinatieri 19-yd field goal (11-52, 4:56)	3	0
NE	1	7:58	T. Law 46-yd interception return (Vinatieri kick)	10	0
CAR	2	6:25	J. Kasay 29-yd field goal (10-55, 4:50)	10	3
NE	3	8:30	T. Brown 68-yd punt return (Vinatieri kick)	17	3
CAR	3	4:46	J. Kasay 40-yd field goal (7-48, 3:44)	17	6
NE	3	1:29	A. Smith 32-yd run (Vinatieri kick)(6-63, 3:17)	24	6
NE	4	10:38	J. Wiggins 5-yd pass from Brady (Vinatieri kick)(3-9, 0:48)	31	6
NE	4	5:45	O. Smith 76-yd interception return (Vinatieri kick)	38	6

Individual Statistics

New England Patriots

Rushing	Att	Yds	Avg	Lg	TD
A. Smith	21	81	3.9	32	1
J. Redmond	8	15	1.9	6	0
T. Brown	1	4	4.0	4	0
M. Edwards	3	3	1.0	2	0
T. Brady	1	2	2.0	2	0
K. Faulk	2	-3	-1.5	-1	0
Total	**36**	**102**	**2.8**	**32**	**0**

Passing	Att	Cmp	Yds	S/YL	TD	LG	I
T. Brady	29	17	198	1/2	1	31	2

Receiving	Att	Yds	Avg	Lg	TD
T. Brown	6	45	7.5	17	0
D. Patten	4	54	13.5	25	0
J. Redmond	3	42	14.0	17	0
J. Wiggins	2	36	18.0	31	1
M. Edwards	1	17	17.0	17	0
F. Coleman	1	4	4.0	4	0
Total	**17**	**198**	**11.6**	**31**	**1**

Interceptions	No	Yds	Avg	Lg	TD
O. Smith	2	85	42.5	76t	1
T. Law	1	46	46.0	46t	1

Punting	No	Yds	Avg	TB	In20	LG
K. Walter	6	227	37.8	0	4	46

Punt Returns	No	Yds	Avg	Lg	TD
T. Brown	2	70	35.0	68t	1

Kick Returns	No	Yds	Avg	Lg	TD
P. Pass	2	59	29.5	33	0
K. Faulk	1	14	14.0	14	0

Carolina Panthers

Rushing	Att	Yds	Avg	Lg	TD
R. Huntley	22	168	7.6	25	0
N. Goings	4	25	6.3	16	0
C. Weinke	1	0	0.0	0	0
Total	**27**	**193**	**7.1**	**25**	**0**

Passing	Att	Cmp	Yds	S/YL	TD	LG	I
C. Weinke	36	15	144	2/15	0	23	3
R. Huntley	0	0	0	1/5	0	0	0

Receiving	Att	Yds	Avg	Lg	TD
B. Hoover	4	44	11.0	19	0
S. Smith	3	36	12.0	19	0
K. Mangum	3	22	7.3	11	0
R. Huntley	2	23	11.5	23	0
D. Hayes	1	14	14.0	14	0
P. Jeffers	1	3	3.0	3	0
N. Goings	1	2	2.0	2	0
Total	**15**	**144**	**9.6**	**23**	**0**

Interceptions	No	Yds	Avg	Lg	TD
D. Grant	2	57	28.5	43	0

Punting	No	Yds	Avg	TB	In20	LG
T. Sauerbrun	4	193	48.3	0	2	61

Punt Returns	No	Yds	Avg	Lg	TD
S. Smith	3	9	3.0	8	0

Kick Returns	No	Yds	Avg	Lg	TD
S. Smith	6	96	16.0	25	0
L. Broughton	1	26	26.0	26	0

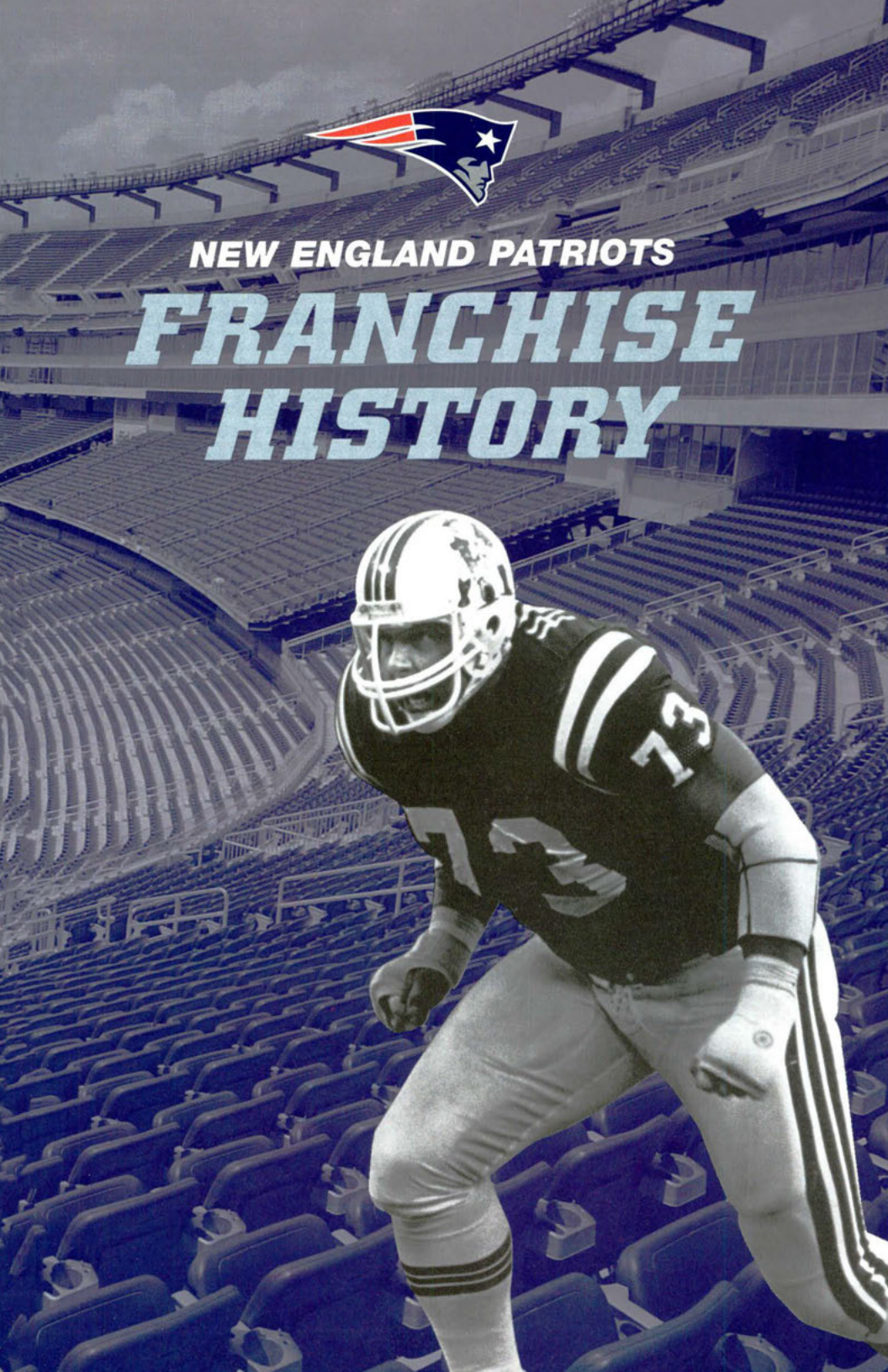
NEW ENGLAND PATRIOTS
FRANCHISE HISTORY

Pro Football Hall of Fame

Eleven players have been inducted into the Patriots Hall of Fame, including seven who have had their uniform numbers retired by the team – Gino Cappelletti (20), Mike Haynes (40), Steve Nelson (57), John Hannah (73), Bruce Armstrong (78), Jim Lee Hunt (79) and Bob Dee (89). Only three Patriots have received Pro Football's highest honor with their induction into the Pro Football Hall of Fame. John Hannah remains the only career Patriot to earn the honor, while Nick Buoniconti and Mike Haynes both earned induction after spending the first half of their careers with the Patriots. Buoniconti was the most recent Patriots inductee, entering the Pro Football Hall of Fame with the Class of 2001.

#73 John Hannah ★ G ★ Alabama ★ Inducted to Pro Football Hall of Fame in 1991 ★ Inducted to Patriots Hall of Fame in 1991

Hannah played his entire career with the Patriots, from 1973 through the Super Bowl season of 1985 ... Regarded by many as the greatest guard to ever play the game and was the first Patriot player inducted into the Professional Football Hall of Fame ... One of two Patriots voted to the NFL's 75th Anniversary Team ... Played in 183 games, which ranks fifth in franchise history ... He only missed five games due to injuries during his 13-year career ... Selected to nine Pro Bowls (1976, 1978-85), a Patriots team record ... Called "The Greatest Offensive Lineman of All Time" by *Sports Illustrated* in their Aug. 3, 1981 cover story ... Elected by his peers as the Offensive Lineman of the Year for four straight seasons (1978-81) ... Powered an offensive line that helped set an NFL record with 3,165 rushing yards in 1978 – a record that has not been challenged in 22 seasons ... Hannah was the first rookie offensive lineman in franchise history to start in his NFL debut … The Alabama product played for the legendary Coach Paul "Bear" Bryant and was drafted fourth overall by the Patriots in the 1973 NFL draft.

#40 Mike Haynes ★ CB ★ Arizona State ★ Inducted to Pro Football Hall of Fame in 1997 ★ Inducted to Patriots Hall of Fame in 1994

Played for the Patriots from 1976-82 ... Selected to the NFL's 75th Anniversary Team and All-NFL Team of the 1980s ... Voted to two All-Pro teams, six All-AFC teams and the All-Rookie team during his Patriots career ... Known for his tenacious man-to-man coverage ... Currently ranks second among the team's all-time leading punt returners with 111 returns for 1,159 yards (10.4 avg.) and fourth with 28 career interceptions ... Named to six Pro Bowls (1976-80 and 1982) in seven seasons ... Haynes was the first player in Patriots history to return a punt for a touchdown – 89 yards vs. Buffalo (11/7/76) ... Ranks third in NFL record book with 608 punt return yards by a rookie and established seven new punt return records for the Patriots during his rookie season ... Voted *The Sporting News* AFC Rookie of the Year in 1976 … The Arizona State product was drafted fifth overall in the 1976 NFL draft.

HAYNES' PATRIOTS STATISTICS

		Interceptions					Punt Returns				
Years	**G**	**No**	**Yds**	**Avg**	**LG**	**Td**	**No**	**Yds**	**Avg**	**LG**	**Td**
1976	14	8	90	11.3	28	0	45	608	13.5	89t	2
1977	14	5	54	10.8	22	0	24	200	8.3	46	0
1978	16	6	123	20.5	50	1	14	183	13.1	35	0
1979	16	3	66	22.0	33	0	5	16	3.2	5	0
1980	13	1	31	31.0	31	0	17	140	8.2	35	0
1981	8	1	3	3.0	3	0	6	12	2.0	6	0
1982	9	4	26	6.5	26	0	0	0	0.0	0	0
Patriots Totals	**90**	**28**	**393**	**14.0**	**50**	**1**	**111**	**1,159**	**10.4**	**89t**	**2**

Pro Football Hall of Fame

#85 Nick Buoniconti ★ LB★ Notre Dame ★ Inducted to Pro Football Hall of Fame in 2001 ★ Inducted to Patriots Hall of Fame in 1992

Played seven years for the Patriots from 1962-68 ... Buoniconti was a perennial AFL All-Star, appearing in five games during his Patriots career (1963-67) ... In 1966, he received the most votes and was a consensus All-Star selection ... Enters the 2001 season ranked seventh overall in Patriots history with 24 career interceptions ... Former Kansas City Chief QB Len Dawson said of Buoniconti, "If you are lucky enough to knock him down, you have to lay on him or he'll get right back into the play" ... The Springfield, Mass. native took night classes during the season at Suffolk University and received his law degree in 1968.

BUONICONTI'S PATRIOTS STATISTICS

Years	Games	Int	Yds	Avg.	LG	Td	Sacks
1962	14	2	3	1.5	3	0	1.0
1963	14	3	42	14.0	26	0	6.5
1964	14	5	75	15.0	26	0	4.5
1965	14	3	31	10.3	26	0	2.0
1966	14	4	43	10.8	41	0	0.0
1967	13	4	7	1.8	7	0	1.0
1968	8	3	22	7.3	14	0	3.0
Patriots Totals	**91**	**24**	**223**	**9.3**	**41**	**0**	**18.0**

Patriots Hall of Fame

The team's 11 Hall of Famers include the three Pro Football Hall of Famers listed above (Buoniconti, Hannah and Haynes) plus the eight players to follow listed in alphabetical order.

#78 Bruce Armstrong ★T ★ Louisville ★ Inducted in 2001



Armstrong is the franchise's all-time leader with 212 career starts ... Armstrong appeared in six Pro Bowls during his 14-year career ... Only Hall of Fame offensive guard John Hannah made more appearances as a Patriot (9) ... Armstrong started 212 of 220 possible non-strike games (he did not participate in three "strike" games during his rookie year). The only non-strike games missed by the six-time Pro Bowler were in 1992 after suffering what was feared to be a career-threatening knee injury in the eighth game of the season at Buffalo (11/1/92) ... Started the first 44 games of his career at right tackle before making the transition to left tackle in his fourth season, where he started 168 of 176 regular season games ... Voted team captain for the 1996 and 1998 seasons. There were no season captains in 1997, but he was elected team captain at season's end for the 1997 playoffs ... One of only 10 players to play three decades (1980s, 1990s and 2000s) with the same NFL team.

#20 Gino Cappelletti ★ WR/K ★ Minnesota ★ Inducted in 1992

Cappelletti was an original Patriot who played for the Patriots from 1960-70 ... Cappelletti is the Patriots all-time leading scorer with 1,130 points (42 TDs, 176 FGs and 342 PATs), which ranks 21st among the NFL's all-time leading scorers ... One of only three men to play every game in the 10-year history of the AFL ... Led the AFL in scoring five times and holds two of the top five scoring seasons in NFL history – 155 points in 1964 and 147 points in 1961 ... Currently ranks fourth among the Patriots all-time leading receivers with 292 catches for 4,589 yards ... Holds the Patriots record for extra points attempted (353), made (342), field goals attempted (333) and field goals made (176) ... He was a five-time AFL All-Star and is currently the Patriots color analyst on WBCN's Patriots Rock Radio Network.

CAPPELLETTI'S PATRIOTS STATISTICS

	Receptions						Kicking						Receptions						Kicking				
Years	G	No	Yds	Avg	LG	TD	XP	XPA	FG	FGA	Pts	Years	G	No	Yds	Avg	LG	TD	XP	XPA	FG	FGA	Pts
1960	14	1	28	28.0	28	0	30	32	8	21	60	1966	14	43	676	15.7	63t	6	35	36	16	32	119
1961	14	45	768	17.1	53	8	48	50	17	32	147	1967	14	35	397	11.3	35	3	29	30	16	31	95
1962	14	34	479	14.5	40	5	38	40	20	37	128	1968	14	13	182	14.0	30	2	26	26	15	27	83
1963	14	34	493	14.5	38	2	35	36	22	38	113	1969	14	1	21	21.0	21	0	26	27	14	34	68
1964	14	49	865	17.7	58t	7	37	37	25	39	155	1970	13	0	0	0.0	0	0	12	13	6	15	30
1965	14	37	680	18.4	57t	9	27	27	17	27	132	**Totals**	**153**	**292**	**4,589**	**15.7**	**63t**	**42**	**342**	**353**	**176**	**333**	**1,130**

#89 Bob Dee ★ DE ★ Holy Cross ★ Inducted in 1993

Played for the Patriots from 1960-67 ... He was one of the ironmen of the AFL, never missing a game during his eight-year career and starting 112 consecutive games ... Entering the 2001 season, he ranks 14th on the Patriots all-time sack list with 27.5 ... Despite the equipment improvements over the years, Dee was a superstitious player who chose to wear the same helmet throughout his career (105 of 112 games) ... Scored the first touchdown in AFL history when he dove onto a fumble in the end zone in a preseason contest vs. Buffalo 7/30/60 ... Voted to four AFL All-Star teams (1961, 1963-65).

DEE'S PATRIOTS STATISTICS

Years	G	Sacks	Years	G	Sacks	Years	G	Sacks
1960	14	2.5	1963	14	7.0	1966	14	2.5
1961	14	5.5	1964	14	3.5	1967	14	2.5
1962	14	4.0	1965	14	0.0	**Totals**	**112**	**27.5**



#14 Steve Grogan ★QB ★ Kansas State ★ Inducted in 1995

Played in 149 games during his 16-year playing career from 1975-1990 ... He finished his career as the Patriots all-time career passing leader with 26,886 yards and 182 touchdowns ... Rushed for 2,164 yards (4.9 avg.) and 35 touchdowns during his career ... Grogan's 35 rushing touchdowns rank third in Patriots history ... Ranks third in club history with 12 rushing touchdowns in a season (1976) ... Holds the Patriots single-game record with a 159.3 quarterback rating, which he achieved by completing 13-of-18 passes for 315 yards and five touchdowns and no interceptions (9/9/79 vs. NY Jets) ... Despite playing quarterback, he was still revered as one of the hardest hitters and toughest Patriots in franchise history.

GROGAN'S PATRIOTS STATISTICS

	Passing							Rushing				Passing								Rushing		
Years	G	Att	Comp	Yds	TD	Int	Rat.	Att	Yds	TD	Years	G	Att	Comp	Yds	TD	Int	Rat.	Att	Yds	TD
1975	13	274	139	1,976	11	18	60.4	30	110	3	1983	12	303	168	2,411	15	12	81.4	23	108	2
1976	14	302	145	1,903	18	20	60.4	60	397	12	1984	3	68	32	444	3	6	46.4	7	12	0
1977	14	305	160	2,162	17	21	65.2	61	324	1	1985	7	156	85	1,311	7	5	84.1	20	29	2
1978	16	362	181	2,824	15	23	63.6	81	539	5	1986	4	102	62	976	9	2	113.8	9	23	1
1979	16	423	206	3,286	28	20	77.4	64	368	2	1987	7	161	93	1,183	10	9	78.2	20	37	2
1980	12	306	175	2,475	18	22	73.1	30	112	1	1988	6	140	67	834	4	13	37.6	6	12	1
1981	8	216	117	1,859	7	16	63.0	12	49	2	1989	7	261	133	1,697	9	14	60.8	9	19	0
1982	6	122	66	930	7	4	84.4	9	42	1	1990	4	92	50	615	4	3	76.1	4	-5	0
											Totals	**149**	**3,593**	**1,879**	**26,886**	**182**	**208**	**69.6**	**445**	**2,176**	**35**

#79 Jim Lee Hunt ★ DT ★ Prairie View ★ Inducted in 1993



Nicknamed "Earthquake" by his teammates ... He played in 141 games during his 12-year Patriots career (1960-71) and was one of the original Patriots ... Voted to four AFL All-Star games (1961, 1966-67 and 1969) ... Currently ranks 13th on the Patriots all-time sack list with 29.0 ... Voted "the best pass rushing tackle in the AFL", by AFL scouts in 1967 ... At 5-feet-11-inches and 255 pounds, Hunt possessed great size and speed in his era ... He once intercepted a pass and out-ran running backs Billy Cannon and Charley Taylor on a 79-yard touchdown return.

HUNT'S PATRIOTS STATISTICS

Years	G	Sacks	Years	G	Sacks	Years	G	Sacks
1960	6	0.0	1965	14	3.0	1969	14	3.5
1961	14	3.0	1966	14	9.0	1970	14	2.5
1962	14	0.0	1967	14	5.0	1971	14	0.0
1963	14	0.0	1968	14	1.5	**Totals**	**141**	**29.0**
1964	14	2.5						

#57 Steve Nelson ★ LB ★ North Dakota St. ★ Inducted in 1993

Played for the Patriots from 1974-87 ... Nelson was the nucleus of Patriots defense for 14 years ... Voted to three Pro Bowls (1981, 1985-86) ... Played in 174 games, which ranks sixth in franchise history ... Recorded over 100 tackles nine times during his career and finished with 1,776 tackles, an average of 10.2 per game ... Currently ranks 17th overall in Patriots history with 18.0 career sacks ... Registered 17 career interceptions, including five in 1978 ... Led the team in tackles in eight of his 14 seasons ... In 1984, he posted a career-high 207 total tackles, an unofficial team record ... He was credited with a career-high 22 stops vs. NY Jets (9/19/82).

NELSON'S PATRIOTS STATISTICS

Years	G	TT	UT	Sack	Int	Yds	Years	G	TT	UT	Sack	Int	Yds	Years	G	TT	UT	Sack	Int	Yds
1974	11	79	58	0	0	0	1979	15	135	85	2	1	18	1984	16	207	71	3.5	1	0
1975	14	157	118	2	2	8	1980	16	186	116	0	3	37	1985	15	149	74	2	0	0
1976	10	91	57	1	2	32	1981	12	126	62	0	0	0	1986	10	70	36	1	2	21
1977	13	134	90	4.5	0	0	1982	9	130	45	0	0	0	1987	11	99	35	0	0	0
1978	14	115	75	1	5	104	1983	8	98	30	1	1	6	**Totals**	**174**	**1,776**	**952**	**18**	**17**	**226**

#15 Vito "Babe" Parilli ★ QB ★ Kentucky ★ Inducted in 1993

Played for the Patriots from 1961-67 ... Enters the 2001 season ranked third among the Patriots all-time career passing leaders with 16,747 yards and 132 touchdowns on 2,413 attempts ... His 1,140 career completions currently ranks third ... Threw for over 20,000 yards during his NFL career ... Established nearly every Patriots passing record during the 1960s and still holds the single-season touchdown record with 31 touchdown passes in 1964 ... Voted to three AFL All-Star teams (1963-64 and 1966) and earned the AFL's Comeback Player of the Year honor in 1966.

PARILLI'S PATRIOTS STATISTICS

		Passing						Years	G	Att	Comp	Yds	TD	Int	Rat.
Years	G	Att	Comp	Yds	TD	Int	Rat.	1964	14	473	228	3,465	31	27	70.8
1961	14	198	104	1,314	13	9	76.5	1965	14	426	173	2,597	18	26	50.0
1962	10	253	140	1,988	18	8	91.5	1966	14	382	181	2,721	20	20	66.9
1963	14	337	153	2,345	13	24	52.1	1967	14	344	161	2,317	19	24	58.5
								Totals	**94**	**2,413**	**1,140**	**16,747**	**132**	**138**	**64.8**



#56 Andre Tippett ★ LB ★ Iowa ★ Inducted in 1999

Played for the Patriots from 1982-93 ... Voted to five pro bowls (1984-88) ... Finished his career as the only Patriots player to record 100 career sacks (at the time, he was just the seventh player in NFL history to reach that mark) ... Set the Patriots franchise single-season sack record with 18.5 in 1984 ... Also holds the second and third highest totals with 16.5 in 1985 and 12.5 in 1987 ... Finished his career with 14 forced fumbles and 17 fumble recoveries (tied for first in team history) ... Played on three playoff teams, including the 1985 AFC Championship team ... Tippett was originally drafted by the Patriots in the second round of the 1982 draft (41st overall) ... Missed the 1989 season due to a preseason injury ... He is currently the assistant director of pro scouting for the Patriots.

TIPPETT'S PATRIOTS STATISTICS

Years	G	TT	UT	Sack	FF	FR	Years	G	TT	UT	Sack	FF	FR	Years	G	TT	UT	Sack	FF	FR
1982	9	28	10	0	0	1	1987	13	83	53	12.5	0	3	1992	14	40	33	7	3	0
1983	15	86	48	8.5	1	1	1988	12	50	31	7	0	0	1993	16	76	50	8.5	1	4
1984	16	118	48	18.5	1	0	1989		Injured Reserve					**Totals**	**151**	**778**	**456**	**100**	**14**	**17**
1985	16	97	65	16.5	3	3	1990	13	72	38	3.5	1	1							
1986	11	63	39	9.5	2	1	1991	16	65	41	8.5	2	3							

Retired Numbers

Seven of the nine players who have been inducted into the Patriots Hall of Fame, have had their uniform numbers retired – Gino Cappelletti (20), Mike Haynes (40), Steve Nelson (57), John Hannah (73), Bruce Armstrong (78), Jim Lee Hunt (79) and Bob Dee (89).

GINO CAPPELLETTI
WR / K ★ Minnesota

MIKE HAYNES
CB ★ Arizona State

STEVE NELSON
LB ★ North Dakota State

JOHN HANNAH
G ★ Alabama

BRUCE ARMSTRONG
T ★ Louisville

JIM LEE HUNT
DT ★ Prairie View

BOB DEE
DE ★ Holy Cross

Patriots Team of the Century

The team of the century was selected by readers of *Patriots Football Weekly* through mail-in and online voting.

OFFENSE

Position	Player	Years Played
Quarterback	Drew Bledsoe	1993-2001
Running Back	Sam Cunningham	1973-79, 81-82
Running Back	Curtis Martin	1995-97
Wide Receiver	**Stanley Morgan**	**1977-89**
Wide Receiver	Gino Cappelletti	1960-70
Tight End	Ben Coates	1991-99
Center	**Pete Brock**	**1976-87**
Guard	John Hannah	1973-85
Guard	Sam Adams	1972-80
Tackle	Bruce Armstrong	1987-00
Tackle	Leon Gray	1973-78



WR Stanley Morgan

C Pete Brock

DEFENSE

Position	Player	Years Played
Defensive End	Julius Adams	1971-77, 79-85, 87
Defensive End	Willie McGinest	1994-present
Defensive Tackle	Houston Antwine	1961-71
Defensive Tackle	Jim Lee Hunt	1960-71
Linebacker	Andre Tippett	1982-88, 90-93
Linebacker	Steve Nelson	1974-87
Linebacker	Ted Johnson	1995-present
Linebacker	**Vincent Brown**	**1988-95**
Cornerback	Ty Law	1995-present
Cornerback	Mike Haynes	1976-82
Safety	**Lawyer Milloy**	**1996-present**
Safety	Fred Marion	1982-91



LB Vincent Brown

SPECIAL TEAMS

Position	Player	Years Played
Kicker	Gino Cappletti	1960-70
Punter	Rich Camarillo	1981-87

S Lawyer Milloy

Player of the Century
John Hannah, 1973-85
Head Coach
Bill Parcells, 1993-96

John Hannah

35th ANNIVERSARY TEAM

In 1994, a panel of local media members selected the Patriots 35th Anniversary Team. There are 11 offensive players, 12 defensive players and three specialists listed below.

OFFENSE

Position	Player	Years Played
Quarterback	Steve Grogan	1975-90
Running Back	Jim Nance	1965-71
Running Back	Sam Cunningham	1973-79, 81-82
Wide Receiver	Stanley Morgan	1977-89
Wide Receiver	Gino Cappelletti	1960-70
Tight End	Russ Francis	1975-80, 87-88
Tackle	Bruce Armstrong	1987-00
Tackle	Tom Neville	1965-77
Guard	John Hannah	1973-85
Guard	Sam Adams	1972-80
Center	Jon Morris	1964-74

DEFENSE

Position	Player	Years Played
Defensive End	Julius Adams	1971-79, 85-87
Defensive End	Larry Eisenhauer	1961-69
Defensive Tackle	Houston Antwine	1961-71
Defensive Tackle	Jim Lee Hunt	1960-71
Linebacker	Andre Tippett	1982-93
Linebacker	Nick Buoniconti	1962-68
Linebacker	Steve Nelson	1974-87
Linebacker	Sam Hunt	1974-79
Cornerback	Mike Haynes	1976-82
Cornerback	Raymond Clayborn	1977-89
Safety	Fred Marion	1982-91
Safety	Ron Hall	1961-67

SPECIALISTS

Position	Player	Years Played
Kicker	Gino Cappelletti	1960-70
Punter	Rich Camarillo	1981-87
Specialist	Mosi Tatupu	1978-90



C Jon Morris



CB Ray Clayborn

ALL-AFL 10 YEAR ANNIVERSARY TEAM

The first All-Time Patriots team was voted on by the Patriots fans. The ballots were tallied on November 27, 1971 and announced during halftime of the 1971 season finale.

OFFENSE

Position	Player	Years Played
Quarterback	Vito "Babe" Parilli	1961-67
Fullback	Jim Nance	*1965-71
Running Back	Larry Garron	1960-68
Wide Receiver	Jim Colclough	1960-68
Wide Receiver	Art Graham	1963-69
Tight End	Jim Whalen	1965-69
Tackle	Charlie Long	1961-69
Tackle	Tom Neville	*1965-77
Guard	Billy Neighbors	1962-65
Guard	Len St. Jean	*1964-73
Center	Jon Morris	*1964-74

DEFENSE

Position	Player	Years Played
Defensive End	Bob Dee	1960-67
Defensive End	Larry Eisenhauer	1961-69
Defensive Tackle	Houston Antwine	*1961-71
Defensive Tackle	Jim Lee Hunt	*1960-71
Outside Linebacker	Tom Addison	1960-67
Outside Linebacker	Ed Philpott	*1966-71
Middle Linebacker	Nick Buoniconti	1962-68
Cornerback	Chuck Shonta	1960-67
Cornerback	Daryl Johnson	*1968-71
Safety	Don Webb	*1962-71
Safety	Ron Hall	1961-67

SPECIALISTS

Position	Player	Years Played
Kicker	Gino Cappelletti	1960-70
Punter	Tom Yewcic	1961-67

** denotes active status at time of selection*



WR Art Graham

DT Houston Antwine

Patriots in the Pro Bowl

1960 (0)
No game played
1961 (7)
LB Tom Addison (1)
DB Fred Bruney (1)
WR Gino Cappelletti (1)
DE Bob Dee (1)
HB Larry Garron (1)
DT Jim Hunt (1)
OG Charlie Leo (1)
1962 (6)
LB Tom Addison (2)
DB Fred Bruney (2)
DE Larry Eisenhauer (1)
WR Jim Colclough (1)
DB Dick Felt (1)
OT Charlie Long (1)
1963 (11)
LB Tom Addison (3)
DT Houston Antwine (1)
LB Nick Buoniconti (1)
WR Gino Cappelletti (2)
DE Bob Dee (2)
DE Larry Eisenhauer (2)
FB Larry Garron (2)
DB Ron Hall (1)
OG Charlie Long (2)
OG Billy Neighbors (1)
QB Babe Parilli (1)
1964 (9)
LB Tom Addison (4)
DT Houston Antwine (2)
LB Nick Buoniconti (2)
WR/K Gino Cappelletti (3)
DE Bob Dee (3)
DE Larry Eisenhauer (3)
RB Larry Garron (3)
OC Jon Morris (1)
QB Babe Parilli (2)
1965 (4)
DT Houston Antwine (3)
LB Nick Buoniconti (3)
DE Bob Dee (4)
OC Jon Morris (2)
1966 (11)
DT Houston Antwine (4)
LB Nick Buoniconti (4)
WR/K Gino Cappelletti (4)

1966 (cont.)
DE Larry Eisenhauer (4)
DT Jim Lee Hunt (2)
OC Jon Morris (3)
FB Jim Nance (1)
OT Tom Neville (1)
QB Babe Parilli (3)
DB Chuck Shonta (1)
OG Len St. Jean (1)
1967 (7)
DT Houston Antwine (5)
LB Nick Buoniconti (5)
RB Larry Garron (4)
DT Jim Lee Hunt (3)
OC Jon Morris (4)
FB Jim Nance (2)
OT Don Oakes (1)
1968 (5)
DT Houston Antwine (6)
WR/K Gino Cappelletti (5)
CB Leroy Mitchell (1)
OC Jon Morris (5)
OT Tom Neville (2)
1969 (6)
RB Carl Garrett (1)
DT Jim Lee Hunt (4)
OC Jon Morris (6)
WR Ron Sellers (1)
QB Mike Taliaferro (1)
S Don Webb (1)
1970 (1)
OC Jon Morris (7)
1971-75 (0)
None
1976 (4)
TE Russ Francis (1)
OT Leon Gray (1)
OG John Hannah (1)
CB Mike Haynes (1)
1977 (2)
TE Russ Francis (2)
CB Mike Haynes (2)
1978 (5)
FB Sam Cunningham (1)
TE Russ Francis (3)
OT Leon Gray (2)
OG John Hannah (2)
CB Mike Haynes (3)

1979 (3)
OG John Hannah (3)
CB Mike Haynes (4)
WR Stanley Morgan (1)
1980 (7)
DE Julius Adams (1)
FS Tim Fox (1)
OG John Hannah (4)
CB Mike Haynes (5)
WR Stanley Morgan (2)
LB Steve Nelson (1)
PK John Smith (1)
1981 (1)
OG John Hannah (5)
1982 (2)
OG John Hannah (6)
CB Mike Haynes (6)
1983 (5)
CP Rich Camarillo (1)
CB Ray Clayborn (1)
RB Tony Collins (1)
OG John Hannah (7)
OT Brian Holloway (1)
1984 (4)
OG John Hannah (8)
OT Brian Holloway (2)
LB Steve Nelson (2)
LB Andre Tippett (1)
1985 (8)
CB Ray Clayborn (2)
RT Irving Fryar (1)
OG John Hannah (9)
OT Brian Holloway (3)
RB Craig James (1)
FS Fred Marion (1)
LB Steve Nelson (3)
LB Andre Tippett (2)
1986 (5)
CB Ray Clayborn (3)
K Tony Franklin (1)
WR Stanley Morgan (3)
SpT Mosi Tatupu (1)
LB Andre Tippett (3)
1987 (2)
WR Stanley Morgan (4)
LB Andre Tippett (4)

1988 (3)
RB John Stephens (1)
LB Andre Tippett (5)
LB Johnny Rembert (1)
1989 (1)
LB Johnny Rembert (2)
1990 (1)
OT Bruce Armstrong (1)
1991 (2)
OT Bruce Armstrong (2)
TE Marv Cook (1)
1992 (1)
TE Marv Cook (2)
1993 (0)
None
1994 (3)
OT Bruce Armstrong (3)
QB Drew Bledsoe (1)
TE Ben Coates (1)
1995 (3)
OT Bruce Armstrong (4)
TE Ben Coates (2)
RB Curtis Martin (1)
1996 (6)
OT Bruce Armstrong (5)
QB Drew Bledsoe (2)
TE Ben Coates (3)
RB Curtis Martin (2)
RE Willie McGinest (1)
KR David Meggett (1)
1997 (5)
OT Bruce Armstrong (6)
QB Drew Bledsoe (3)
TE Ben Coates (4)
LB Chris Slade (1)
SpT Larry Whigham (1)
1998 (3)
TE Ben Coates (5)
CB Ty Law (1)
S Lawyer Milloy (1)
1999 (2)
WR Terry Glenn (1)
S Lawyer Milloy (2)
2000 (0)
None
2001 (4)
QB Tom Brady (1)
WR Troy Brown (1)
CB Ty Law (2)
S Lawyer Milloy (3)

Patriots Pro Bowl Records

MOST APPEARANCES
9 John Hannah (1976, 1978-85)
6 Houston Antwine (1963-68)
6 Bruce Armstrong (1990-91, 94-97)
6 Mike Haynes (1976-80, 82)

MOST CONSECUTIVE APPEARANCES
8 John Hannah (1978-85)
5 Houston Antwine (1963-68)
5 Ben Coates (1994-98)
5 Mike Haynes (1976-80)

NOTE: The number shown in parentheses indicates the number of Pro Bowl appearances. From 1960-70, Patriots players played in the AFL All-Star Game. All dates listed following 1970 represent NFL Pro Bowl games. The year indicates the season in which the player was selected for Pro Bowl participation, but the game itself is played the following January or February. For example, players selected in the 1995 season played in the 1996 Pro Bowl, but are listed under 1995.

1959

Nov. 16 American Football League's eighth and final franchise is awarded to William H. Sullivan, Jr.
Nov. 22 Northwestern RB Ron Burton is selected as first draft choice and Syracuse RB Gerhardt Schwedes is made first territorial choice.
Dec. Mike Holovak is named director of player personnel. He is the first executive hired.
Dec. 20 Clemson QB Harvey White becomes the first player to sign a Boston Patriots contract.

1960

Feb. 8 Lou Saban is appointed first head coach.
Feb. 20 As the result of a public contest, the team nickname of Patriots is chosen. The Patriots also announce that the team colors will be red, white and blue.
April 1 Boston University Field is named as the Patriots first home.
April 2 Patriots become first pro team in history to issue public stock.
April 19 Uniformed Patriot centering football (creative work of Boston/Worcester cartoonist Phil Bissell) is adopted as team logo.
July 4 Team opens first training camp at the University of Massachusetts, 350 players attended.
Aug. 14 Patriots play their first home game ever at Harvard Stadium, a 24-14 loss to the Dallas Texans before 11,000 fans.
Sept. 9 In their first regular season game, the Patriots open with a 13-10 loss to Denver at B.U. Field before a crowd of 21,597.
Sept. 16 DB Chuck Shonta recovered a fumble on the final play of the game and ran for a touchdown to give the Patriots their first victory with a 28-24 advantage over the N.Y. Titans at the Polo Grounds in New York.

1961

Oct. 10 Mike Holovak replaces Lou Saban as head coach.
Oct. 20 The Patriots game with the Buffalo Bills at Boston University is postponed due to the threat of a hurricane. The game was played two days later (10/22) and the Patriots scored a 52-21 victory.
Dec. 17 The Patriots ended the season with a 41-0 shutout over San Diego to finish with a 9-4-1 record, second in the AFL Eastern Division. The 41-point margin of victory remains the largest shutout victory in Patriots history.

1962

Sept. 16 Opened the season at Harvard Stadium and beat the Houston Oilers 34-21. The Patriots played the remainder of their games at Boston University Field.
Nov. 18 QB Babe Parilli suffers a broken collar bone in a game at Houston. The Patriots lost the game and their first-place standing in the division.
Dec. 12 The Oakland Raiders claim one of the AFL's most shocking upsets with a 20-0 victory over the Patriots in the season finale. It was the Raiders' only victory of the season and knocked the Patriots out of championship contention.

1963

Oct. 11 Patriots play their first game in Fenway Park and beat Oakland 20-14.
Dec. 28 With a 26-8 victory over Buffalo, the Patriots win the AFL's Eastern Division title in the league's only season-ending tie-breaker game.

1964

Jan. 5 The Patriots lose the AFL title game, 51-10, to the Chargers at San Diego.
Dec. 20 Gino Cappelletti finished the season with 155 total points, an AFL record and ranks fourth in NFL history.

1966

Rommie Loudd becomes the first African-American assistant coach in the AFL when Mike Holovak adds him to the Patriots coaching staff prior to the 1966 season. The following season, Loudd was named director of player personnel.

In the AFL's first ever preseason game on July 30, 1960, the Patriots defeat Buffalo 28-7 at War Memorial Stadium. Patriots DE Bob Dee (above) recovered a fumble for the league's first touchdown.

Dec. 17 Jim Nance rushes for 78 yards against the N.Y. Jets in the season finale giving him 1,458 yards rushing for the season, a Patriots single-season team record until 1995. Nance was later honored with the league's Most Valuable Player award.

On November 10, 1968 Gino Cappelletti (above, center) caught a 19-yard touchdown pass against San Diego and became the first player in AFL history to score more than 1,000 points in his career. He finished his career with 1,130 points, which ranks him 21st in NFL history.

1967

Aug. 13 Patriots played the Baltimore Colts of the NFL in a preseason game. It was the first time the Patriots had played an NFL team. The Patriots lost the game 33-3.

Dec. 17 Jim Nance finishes the season with 1,216 yards rushing and becomes the first player in AFL history to rush for over 1,000 yards in back-to-back seasons.

1968

Nov. 10 Gino Cappelletti became the first player in AFL history to score more than 1,000 points in his career. He reached the milestone on a 19-yard touchdown reception from Tom Sherman.

1969

Jan. 30 Patriots appoint Clive Rush as vice president and head coach.

1970

Feb. 1 The AFL and NFL announce their merger, forming a common league with 26 teams, 13 in the American Football Conference and 13 in the National Football Conference.

April 4 Foxboro, Mass. selected as the new playing site for the Patriots.

Sept. 23 Official ground-breaking ceremonies begin for the construction of the Patriots new stadium in Foxboro, Mass. The stadium opened nearly one year later.

Nov. 12 John Mazur replaces Clive Rush as head coach.

1971

Mar. 22 The Boston Patriots are renamed the New England Patriots.

Aug. 15 The Patriots make their debut at Schaefer Stadium in Foxboro. Gino Cappelletti kicked a 36-yard FG for the first points scored in the stadium as the Patriots topped the N.Y. Giants 20-14 before 60,423 fans.

1972

Feb. 17 Made financial history by paying first cash dividend of 15 cents per share.

1973

Jan. 26 Chuck Fairbanks is named head coach and general manager.

Jan. 30 The Patriots solidify their franchise for years to come when they selected John Hannah (4th overall), RB Sam Cunningham (11th) and WR Darryl Stingley (19th) in the first round of the 1973 draft.

1975

Nov. 7 President William H. Sullivan, Jr. became the first majority owner in club history when he purchased additional voting stock to give him 88 percent of the franchise's voting stock.

1976

July 10 Patriots open their training camp for the first time at Bryant College in Smithfield, R.I. after spending the summers of 1969-75 at UMass/Amherst.

Dec. 5 Patriots defeat New Orleans 27-6 at Foxboro to qualify for their first NFL playoff appearance and their first playoff appearance since the 1963 AFL Championship game.

Dec. 8 Non-voting stockholders approve offer of $15 per share made by Billy Sullivan to purchase all non-voting stock.

Dec. 18 Lost AFC wild-card playoff game to the eventual Super Bowl Champion Oakland Raiders, 24-21, in the final 10 seconds of the game.

1977

Aug. 20 Work completed on installation of new surface (Super Turf) in Schaefer Stadium.

1978

Sept. 3 Mrs. William H. (Mary M.) Sullivan, Jr. elected to the Patriots board of directors.

Dec. 10 Patriots clinch their first outright divisional championship in the club's history with a last minute 26-24 victory over Buffalo at home.

Dec 31 Patriots lose 31-14 to Houston in first playoff game ever played in Foxboro.

1979

April 2 Patriots announce that head coach and general manager Chuck Fairbanks has been released from his contract to assume duties as head football coach at the University of Colorado.

April 6 Francis "Bucko" Kilroy named general manager and former Patriots offensive coordinator Ron Erhardt is named head coach.

Sept. 3 Former Patriots wide receiver Darryl Stingley is named Executive Director of Player Personnel.

Oct. 23 Jeanne Sullivan McKeigue is elected as member of the club's Board of Directors.

Dec 16 In a 27-23 victory over the Minnesota Vikings to close out the 1979 regular season, WR's Harold Jackson and Stanley Morgan became the first and second players in Patriots history to surpass the 1,000-yard receiving single-season mark. Jackson finished the 1979 campaign with 1,013 yards and Morgan totaled 1,002.

1980

Feb. 25 Paul Sonnabend resigns as Executive Director of the NFL Management Council and is appointed as Vice President and a member of the Board of Directors of the Patriots.

April 8 William H. "Billy" Sullivan, Jr., President of the Patriots, is re-elected as Chairman of the Board of NFL Properties.

1981

Nov. 29 FB Sam Cunningham, with 35 yards on nine carries against St. Louis at Foxboro, surpasses Jim Nance (5,323 yards on 1,323 carries) as the Patriots all-time career rushing leader.

1982

Jan. 15 Ron Meyer, head coach at Southern Methodist University from 1976-81, is named the Patriots eighth head coach in club history.

Dec. 12 The Patriots defeat the Miami Dolphins 3-0 in the infamous "Snow Plow Game." Mark Henderson used his snow plow and cleared a kicking surface on the Schaefer Stadium turf for John Smith. Smith then connected on a 33-yard field goal which would be the only scoring of the game.

1983

Jan. 8 In their first playoff appearance since 1978, the Patriots lose to the eventual AFC Champion Miami Dolphins at the Orange Bowl, 28-13.

Feb. 16 General manager Bucko Kilroy is promoted to the position of Vice President and Patrick Sullivan, assistant general manager for four years, is named general manager.

May 17 William F. Finucane and Jeannette Allen Keefe are elected to the Patriots Board of Directors.

May 23 Schaefer Stadium is renamed Sullivan Stadium in honor of the founder and driving force behind the Patriots franchise, William H. "Billy" Sullivan, Jr.

June 29 Sullivan Stadium is officially rededicated and the Boston Pops perform a concert in the stadium that is open free-of-charge to the public.







On December 12, 1982 the Patriots defeated the Miami Dolphins 3-0 in the infamous "Snow Plow Game." Mark Henderson used his snow plow and cleared a kicking surface on the Schaefer Stadium turf for John Smith. Smith then connected on a 33-yard field goal which would be the only scoring of the game.

1984

June 1 The Patriots organize a fan advisory board, a group of season ticket holders who will help advise the Patriots on how to make Sullivan Stadium a more exciting and more pleasant place to bring a family to watch an NFL game.

June 5 In the first-ever NFL Supplemental Draft, the Patriots select slotback Ricky Sanders of the Houston Gamblers, running back Eric Jordan of the Oakland Invaders and quarterback Walter Lewis of the Memphis Showboats.

Aug. 10 The Patriots install a new SuperTurf surface at Sullivan Stadium. The original SuperTurf was installed in 1977.

Oct. 25 Hall of Fame receiver Raymond Berry is named the head coach of the Patriots, replacing Ron Meyer. Berry, a former Patriots assistant coach, becomes the team's ninth head coach.

1985

July 26 Patrick J. Sullivan, William H. Sullivan III and Mrs. Nancie Chamberlain are elected to the Patriots Board of Directors.

Oct. 13 Raymond Clayborn establishes a new team record for consecutive starts by starting his 111th straight game. Ray Hamilton had the old mark of 110 (set Sept. 16, 1973 to Oct. 26, 1980). Clayborn celebrated the record-setting day by scoring his first professional touchdown on a 27-yard interception return.

Dec. 28 The Patriots defeated the New York Jets, 26-14, at The Meadowlands (East Rutherford, N.J.) in the AFC wild-card game. With the victory, the Patriots won their first NFL playoff game (the Patriots had an 0-3 NFL playoff record prior to the game).

1986

Jan. 12 The Patriots defeated the Miami Dolphins, 31-14, to claim their first AFC Championship in team history. In doing so, the Patriots ended an 18-game losing streak at the Orange Bowl that began in 1967. Raymond Berry became the first Patriots head coach to lead his team to the Super Bowl.

Jan. 26 Super Bowl XX versus the Chicago Bears in the Louisiana Superdome in New Orleans. The Bears won the game, 46-10. The game, shown on NBC-TV, was the third-highest rated Super Bowl in history with a 48.3 rating and a 70 share (one rating point represents 859,000 TV households; a share is the percentage of sets in use). Only the 1982 and 1983 Super Bowls had higher ratings. It was the most widely watched TV show ever with 127 million viewers (topping the previous high of 121,600,000 who watched the final *MASH* episode on February 28, 1983). The previous high in terms of viewers was Super Bowl XIX between the 49ers and the Dolphins (115,880,000). An additional, 300 million people in China watched the game on tape delay.

Jan. 27 Defensive end Julius Adams retires after 15 years (all with the Patriots). Adams, a second-round draft choice in 1971 out of Texas Southern, was the oldest active defensive lineman in the league at age 37 when he retired. He held the team record until 2000 with 210 games played

June 12 Coach Raymond Berry, who led the Patriots to the AFC Championship and Super Bowl XX in his first full season as the team's head coach, signs new five-year contract.

June 30 John Hannah, who was selected to the Pro Bowl a team record nine times, announces his retirement from the NFL. He retires after starting 183 games, a team record until 1999.

Sept. 7 1985 AFC Championship banner is raised at Sullivan Stadium in pregame ceremony prior to the season opener vs. Indianapolis. The banner is 10 feet wide and 15 feet long. Mr. William H. "Billy" Sullivan, Jr. is joined by the governors from each of the New England states.

Sept. 21 QB Tony Eason throws for a then team-record 414 yards. The Patriots lose to Seattle, 38-31, in the game played in Foxboro. Eason was 26-of-45 with three touchdowns and no interceptions.

Dec. 7 WR Stanley Morgan establishes a new team record for catches in one season with his 67th catch (had five catches on the day). Morgan, who finished the season with 84 catches, broke Derrick Ramsey's previous mark of 66 catches, set in 1984.

Dec. 31 NEP Partners purchase a three-year option to buy the Patriots.

1987

Sept. 13 Patriots become first NFL team to have its games on a French-speaking radio network on a regular basis. CKLM—a 50,000-watt station out of Laval, Quebec, Canada—was the flagship station (others were CJSA in Ste. Agatle, Que.; CKSL in St. Jovite, Que., and CJER in St. Jerome, Que.). Pierre Donais provides play-by-play detail.

Sept. 13 Patriots begin four-year, $5 million contract with WHDH-Radio in Boston.

Nov. 29 Cornerback Raymond Clayborn ends his consecutive games played streak at 161 when he couldn't play vs. Philadelphia at Sullivan Stadium due to a knee injury suffered the week before vs. Indianapolis on Nov. 22. Clayborn, who went on IR on Nov. 24 (spent rest of season on IR), broke Gino Cappelletti's record of 152 consecutive games-played and Ray Hamilton's 110 consecutive starts.

1988

July 11 The Patriots retire the number 57 worn by 14-year linebacker Steve Nelson, who retired following the 1987 season. Nelson played in three Pro Bowls and led the team in tackles for eight years.

July 28 Victor K. Kiam II, the owner and chief executive officer of Remington Products, Inc. of Bridgeport, Conn., agrees to purchase the team from William H. "Billy" Sullivan, Jr.

Oct. 28 Victor K. Kiam II becomes majority owner of the Patriots. He will be chairman of the team. Francis W. Murray, the minority owner, is the vice chairman. William H. "Billy" Sullivan, Jr., the founder and previous owner, remains as the team's president. The Kiam, Murray and Sullivan team is known as KMS Limited.

Nov. 23 K-Korp, a company co-owned by Robert Kraft, purchases Sullivan Stadium.

Dec. 4 Veteran wide receiver Stanley Morgan catches his 500th career reception vs. Seattle.

1989

Jan. 6 Running back John Stephens is named the Old Spice/NFL Rookie of the Year.

1990

Sullivan Stadium is renamed Foxboro Stadium.

Feb. 27 Rod Rust is named the head coach of the Patriots, replacing Raymond Berry (who was relieved of his duties on Feb. 26). Rust, a former Patriots defensive coordinator, becomes the team's 10th head coach.

Mar. 14 Former Patriots offensive guard John Hannah and cornerback Mike Haynes are selected to the National Football League's All-1980s team, while current linebacker Andre Tippett earned second-team honors.

Dec. 20 Sam Jankovich, the University of Miami's Athletic Director from 1982-90, is named the chief executive officer of the Patriots.

1991

Jan. 7 Dick MacPherson is named head coach of the Patriots, replacing Rod Rust (who was relieved of his duties on Jan. 4). MacPherson, Syracuse University's head coach for the previous 10 seasons, becomes the team's 11th head coach.

May 3 The installation of a natural grass playing surface at Foxboro Stadium is completed.

July 27 Former Patriots offensive guard John Hannah is inducted into the Pro Football Hall of Fame in Canton, Ohio.

1992

May 11 James B. Orthwein purchases the controlling interest of the Patriots from Victor K. Kiam II. Orthwein becomes Chairman of the Board of the club, while Francis W. Murray, the club's minority owner, becomes President. Sam Jankovich remains the Chief Executive Officer.

May 21 Patriots begin two-year deal with WLVI-TV (Channel 56) that gives the station the right to televise the team's preseason games as well as a weekly in-season Patriots magazine show.

Aug. Gino Cappelletti and Nick Buoniconti are inducted into the Patriots Hall of Fame.

1993

Jan. 9 Sam Jankovich, the Patriots chief executive officer for the past two seasons, resigns.

Jan. 21 Bill Parcells is named head coach of the Patriots, replacing Dick MacPherson (who was relieved of his duties on Jan. 8). Parcells becomes the team's 12th head coach. In addition, Patrick Forte is named Executive Vice President of Football Operations and James Hausmann is named Executive Vice President of Business Operations.

Feb. 25 Patriots designate linebacker Vincent Brown as the club's first transitional player under the new Collective Bargaining Agreement.

On January 21, 1994 Robert K. Kraft becomes the Patriots fourth owner in the club's 35-year history with an agreement to purchase the team from James Orthwein.

On February 26, 1994, Patriots fans respond to the sale by braving a snow storm to purchase 5,958 season tickets. The one-day mark is a Patriots single-day sales record.

Mar. 31 The Patriots unveil their new logo and uniforms at a press conference at the Four Seasons Hotel in Boston. The new icon features a streamlined head of a minuteman while the primary color of the uniforms changes from red to blue.

Aug. 18 Bob Dee, Jim Lee Hunt, Steve Nelson and Babe Parilli are inducted into the Patriots Hall of Fame.

Patriots' LB Andre Tippett sacked Dolphin QB Scott Mitchell and recorded his 100th career sack on January 2, 1994. Tippett leads all Patriots with 100 sacks (Julius Adams ranks second with 79.5) and currently ranks 16th on the NFL's all-time list.

1994

Jan. 2 Patriots' LB Andre Tippett sacked Dolphin QB Scott Mitchell and recorded his 100th career sack. Tippett leads all Patriots with 100 sacks (Julius Adams ranks second with 79.5) and currently ranks 16th on the NFL's all-time list.

Jan. 21 Robert K. Kraft becomes the Patriots fourth owner in the club's 35-year history with an agreement to purchase the team from James Orthwein.

Feb. 25 The sale of the Patriots from James Orthwein to Robert K. Kraft becomes official.

Feb. 26 Patriots fans respond to the sale by purchasing 5,958 season tickets, a Patriots single-day sales record.

May 12 Andre Tippett is appointed director of player resources upon his announced retirement.

June 1 Second-round draft choice Kevin Lee becomes the 10th and final 1994 Patriots draft choice to sign a contract. The 37-day signing period is the fastest reported to the league since the 1970 AFL-NFL merger.

Nov. The Patriots announce WBCN - 104.1 FM as the team's new radio flagship station after reaching a three-year agreement.

Dec. 24 The Patriots defeat the Chicago Bears 13-3, clinching the teams first playoff berth since 1986.

1995

Jan. 1 The Cleveland Browns defeat the Patriots 20-13 in a wild-card playoff game.

Feb. 9 The Patriots announce Boston's ABC affiliate WCVB-TV (Channel 5) as their preseason television flagship station. WCVB will televise three preseason games and a weekly Patriots show, hosted by Mike Lynch.

Mar. 29 The Patriots publish their premier issue of *Patriots Football Weekly*, the team's official newspaper.

Apr. 29 For the first time in franchise history, every home game is sold out before the season begins as the remaining 15,000 tickets are sold individually to non-season ticket holders.

1996

Feb. 2 The Patriots sign a three-year pact with Bryant College to continue as the host for training camp. The team has held their training camps in Smithfield, R.I. since 1976 and with this extended agreement they will continue through 1998.

July 20 Owner Robert Kraft signs QB Drew Bledsoe to a seven-year contract extension.

Sept. 1 The official home page of the New England Patriots (www.patriots.com) launches its new look.

Dec. 8 The Patriots clinch their second playoff berth in two years by defeating the N.Y. Jets 34-10.

Dec. 15 The Patriots clinch their first AFC Division title since 1986.

Dec. 21 The Patriots score 23 unanswered second half points and defeat the N.Y. Giants 23-22 to secure a first-round playoff bye and first home playoff game since 1978. WR Terry Glenn finished the 1996 season with 90 receptions, setting a new league reception record (83 by Earl Cooper - 1980).

1997

Jan. 5 The Patriots win their first home playoff game in team history by defeating the Pittsburgh Steelers 28-3 in Foxboro Stadium.

Jan. 12 Otis Smith's 47-yard fumble return for a touchdown with 2:36 remaining enabled the Patriots to defeat the Jacksonville Jaguars 20-6 and earn their second AFC Championship and a trip to Super Bowl XXXI.

Jan. 26 The Patriots lose 35-21 to the Green Bay Packers in Super Bowl XXXI. The two teams set a Super Bowl record for the most points scored by two teams in the first quarter with 24. The game was the fourth most-watched program in television history.

Jan. 31 Bill Parcells steps down as head coach of the New England Patriots.

Feb. 3 The Patriots name Pete Carroll as their 13th head coach. Carroll, former head coach of the New York Jets in 1994, spent the '95 and '96 seasons as defensive coordinator of the San Francisco 49ers.

Mar. 26 The NFL releases its 1997 regular season schedule and the Patriots are featured on six nationally televised games, including three Monday Night Football contests.

May 3 Patriots sell out each 1997 regular season contest for the fourth consecutive season. Individual game tickets were sold in just three hours.

July 26 Former Patriot CB Mike Haynes is inducted into the Pro Football Hall of Fame.

Aug. 21 The New England Patriots and WBCN - 104.1 FM extended their partnership through 2002.

Aug. 25 The Patriots introduce the world's first direct to digital nightly video webcast. The webcast contains everything from Patriots player interviews and press conferences to game reviews and previews.

Sept. 15 Long-time Patriot scout, Robert S. Teahan, died at the age of 76.

Sept. 21 For third time in team history, and first since 1974, the Patriots started the 1997 season 4-0 with a 31-3 victory over the Chicago Bears.

Dec. 22 The Patriots clinched their second consecutive AFC East Division Championship with a 14-12 victory over the Miami Dolphins. It was their first back-to-back division championship in franchise history and their third playoff appearance in four years. With their victory over the Dolphins, the Patriots finished the 1997 season 7-1 against their division opponents, which tied a franchise record set in 1986.

Dec. 22 The Patriots set a franchise attendance record during the 1997 season, reporting 1,024,949 fans. It was the second time in franchise history that they eclipsed the one million milestone.

Dec. 28 The Patriots won their third home playoff game in two years when they defeated the Miami Dolphins, 17-3.



Quarterback Drew Bledsoe became the Patriots all-time leading passer, surpassing Steve Grogan's total of 26,886 yards on October 1, 2000. At the conclusion of the 2000 season, Bledsoe had thrown for 29,257 yards during his eight-year career.

1998

Jan. 3 The Patriots lost 7-6 to the Pittsburgh Steelers in the Divisional Playoff round.

Feb. 23 William H. "Billy" Sullivan Jr., the founder of the New England Patriots, died at the age of 82 in Atlantis, Fla.

Mar. 5 The Patriots announced the promotion of Andre Tippett, to Assistant Director of Pro Scouting.

April 4 The NFL released its schedule for the 1998 season and the Patriots were featured in four nationally televised games, three Monday Night Football contests and one on ESPN Sunday Night. The Patriots three MNF games tied a team record, which was set in 1980 and equaled in 1997.

Dec. 13 QB Drew Bledsoe completed a 4-yard pass to TE Lovett Purnell to become the Patriots all-time leading completion leader, surpassing Steve Grogan (1,876).

Dec. 20 The Patriots defeat the San Francisco 49ers 24-21 to qualify for the playoffs for the third consecutive year - establishing a franchise record.

1999

Jan. 3 Jacksonville Jaguars defeat the Patriots, 25-10, in a wild card playoff game.

Feb 7 Patriots CB Ty Law returns an interception 67-yards for a touchdown to propel the AFC to a 23-10 victory in the Pro Bowl. Law, who was attending the game for the first time, was named co-MVP for his efforts.

April 1 The NFL announces its 1999 schedule and the Patriots are featured in three nationally televised prime time games at Foxboro Stadium. They will appear in two Sunday night games and one Monday Night Football game. It marks the third consecutive year they've hosted a MNF game, following a 15-year absence.

June "Patriots All-Access," the Patriots weekly television show wins a New England Emmy for Best Sports Series.

June 21 The Patriots sold all their remaining tickets for every regular season game in just 90 minutes.

Nov. 15 Patirots linebacker Andre Tippett is inducted into the Patriots Hall of Fame.

Dec. 6 In a Foxboro town meeting, over 93 percent of the town's residents voted in favor of passing six necessary articles to approve the stadium project.

2000

Jan. 27 Patriots name Bill Belichick as their 14th head coach. Prior to joining the Patriots, Belichick served as the N.Y. Jets assistant head coach and secondary coach from 1997-99.

April 18 The New England Patriots unveil the designs for their new stadium in a press conference at the Seaport Hotel in Boston.

May 27 The Patriots unveil their new uniforms at WBCN's River Rave concert. The new uniforms will feature a color change from a royal blue to a new Nautical Blue. The Patriots logo did not change.

June 15 The Patriots new stadium's first concrete foundation is poured.

Aug. 23 The Patriots announce the naming rights to their new stadium, CMGI Field.

Oct. 1 Quarterback Drew Bledsoe became the Patriots all-time leading passer, surpassing Steve Grogan's total of 26,886 yards. At the conclusion of the 2000 season, Bledsoe had thrown for 29,257 yards during his eight-year career.

Nov. 19 Tackle Bruce Armstrong became the Patriots all-time leader in games played when he started his 207th career game vs. Cincinnati.

Dec. 17 Punter Lee Johnson became the all-time leading punter in NFL history, surpassing Dave Jennings mark of 1,154 punts. Johnson finished the 2000 season with 1,163 punts.

2001

March 22 In celebration of a long-standing construction tradition, the final beam was hoisted into place at CMGI Field to signify the "topping off" of the structure's steel.

July 30 The Neponset River is daylighted and diverted into a new corridor on the stadium site.

Aug. 6 Patriots quarterback coach Dick Rehbein died due to a heart condition at the age of 45.

Aug. 6 Seat installation begins at CMGI Field.

Sept. 30 Former tackle Bruce Armstrong is inducted into the Patriots Hall of Fame.

Oct. Installation of the new scoreboards and video boards is begun.

Nov. 19 The grass playing surface is installed at CMGI Field.

2002

Jan. 6 The Patriots defeated the Carolina Panthers 38-6 and finished the 2001 season with an 11-5 record. They tied a franchise record with 11 victories and claimed their third AFC East title in six seasons.

Jan. 19 In a driving snowstorm, the Patriots beat the Oakland Raiders, 16-13 in overtime, in the final game at Foxboro Stadium to advance to the AFC Championship Game.
The Patriots also extended their consecutive sellout streak at Foxboro Stadium to 82 games in their playoff victory over the Raiders.

Jan. 27 The Patriots beat the Pittsburgh Steelers, 24-17, to advance to the Super Bowl for the third time in their history and the second time in the last six years.

Feb. 2 The Patriots claimed the first Super Bowl championship of their 42-year history with a 20-17 win over the St. Louis Rams in Super Bowl XXXVI in New Orleans. Patriots kicker Adam Vinatieri nailed a 48-yard field goal as time expired to bring the Lombardi Trophy home to New England.

Feb. 4 The state of Massachusetts held a victory parade for the Patriots. The parade traveled through downtown Boston and concluded with a rally at city hall. Approximately 1.25 million people attended the event.

Feb. 13 The Patriots traveled to Rhode Island as part of their Super Bowl trophy tour for a rally held by the state to congratulate the franchise for their victory in Super Bowl XXXVI.

Feb. 18 Demolition of Foxboro Stadium begins.

March 5 The Patriots held the red-carpet premiere of their Super Bowl XXXVI video at the Loews Theatre at Boston Common.

March 28 The NFL released its 2002 schedule and the Patriots were featured in a franchise record six nationally televised games.

April 1 The Patriots and their Super Bowl trophy were on hand at Fenway Park for opening day of the 2002 Boston Red Sox season. In a pre-game ceremony, each of the players in attendance threw out the first pitch of the season.

April 2 The Patriots were invited to the White House and were congratulated on their victory in Super Bowl XXXVI by the President of the United States, George W. Bush.

April 10 The Patriots traveled to New Hampshire and Vermont as part of their Super Bowl Trophy Tour and took part in rallies in both states to celebrate their victory in Super Bowl XXXVI.

April 17 The Patriots continued their Super Bowl Trophy Tour with a trip to Maine, and thanked fans for their continued support.

May 6 The Patriots moved into their new offices and facilities at CMGI Field.

May 9 The New England Revolution soccer team participated in the first practice held at CMGI Field.

May 11 The Revolution played in the first game at CMGI Field. In the stadium's "soft opening," the lower seating bowl and concourse are opened to the public for the first time.

June 1 Demolition of Foxboro Stadium is completed.

June 4 The Patriots traveled to Connecticut as part of their Super Bowl Trophy Tour to thank their fans for their support.

June 6 The Patriots open a three-day minicamp, the first time the entire team worked together at CMGI Field.

June 9 Robert Kraft hosted the Patriots Super Bowl ring ceremony at the Boston Harbor Hotel.

June 9 CMGI Field hosts its first concert, the 2002 WBCN River Rave.

Robert Kraft, Bill Belichick and the entire Patriots team were congratulated for their victory in Super Bowl XXXVI by President George W. Bush at the White House on April 2, 2002.

Historical Capsule

Professional football arrived in New England on Nov. 16, 1959, when a group of local businessmen, led by former public relations executive William H. "Billy" Sullivan Jr. was awarded the eighth and final franchise in the new American Football League. One week later, Northwestern University running back Ron Burton was selected as the franchise's first draft choice and Syracuse running back Gerhardt Schwedes was selected as the team's first territorial choice.

Three key personnel decisions were made in the winter of 1960. First, former Boston College head coach Mike Holovak was named director of player personnel. Ed McKeever was hired as the team's first general manager and he selected Lou Saban as the team's first head coach.

One of the first orders of business of the management group was giving the franchise a name and that was accomplished through a public contest. Thousands of entries were submitted to name the team and 74 fans suggested the winning name, the Boston Patriots. Shortly after the franchise name was chosen, Boston Globe artist Phil Bissell drew a cartoon of a Minuteman preparing to snap a football and owner Sullivan liked the drawing so much that he selected "Pat Patriot" as the team logo. On April 1, 1960, Boston University Field - the former home of the Boston Braves - was selected as the first home of the Boston Patriots.

The organization's first training camp opened on July 4, 1960 at the University of Massachusetts at Amherst. Approximately 350 players reported to the opening of camp, including a large contingent from Boston College. This group would be trimmed to 35 for the start of the regular season. The team's first preseason game was held on July 30 and the Patriots defeated the Buffalo Bills 28-7 at War Memorial Stadium in Buffalo. Patriots defensive end Bob Dee recovered a fumble during the game and scored the AFL's first touchdown. The first "home" game was held two weeks later before 11,000 fans at Harvard Stadium and the Pats lost 24-14 to the Dallas Texans. The team's regular season home opener came on Sept. 9 and 21,597 fans at Boston University field watched the team lose to the Denver Broncos 13-10.

The 1963 season saw the Patriots move to Fenway Park for home games, where they claimed their first division crown with a 7-6-1 record. The team lost the AFL title game, 51-10, to the San Diego Chargers. A number of Patriots players emerged as stars in the AFL during the 1960s, including wide receiver and kicker Gino Cappelletti, running back Jim Nance, quarterback Babe Parilli, linebacker Nick Buoniconti, defensive linemen Houston Antwine, Bob Dee, Larry Eisenhauer and Jim Lee Hunt and center Jon Morris.

In 1970, after a decade of playing at four different sites, including Boston University Field, Harvard Stadium, Fenway Park and Boston College Alumni Stadium, the Patriots selected Foxboro as the new home of the team. In March 1971, the team was renamed the New England Patriots. On Aug. 15, 1971, the Patriots played their first game at Schaefer Stadium in Foxboro, defeating the New York Giants 20-14 before a crowd of 60,423 in a preseason contest.

In 1976, the Patriots earned a wild-card playoff berth, but lost to the eventual Super Bowl Champion Oakland Raiders, 24-21. In 1978, the Patriots won their first outright division title in franchise history, but lost to the Houston Oilers on Dec. 31, 31-14, in the first playoff game at Foxboro Stadium. During the 1970s, several Patriots were regarded to be among the most outstanding players in the league at their positions, including offensive tackle John Hannah, cornerback Mike Haynes and tight end Russ Francis.

In 1982, Schaefer Stadium was renamed Sullivan Stadium. In 1985, the Patriots gained a wild-card berth in the playoffs and went on to defeat the New York Jets, Los Angeles Raiders and the Miami Dolphins to win their first AFC Championship and a trip to Super Bowl XX. Unfortunately, the Patriots faced one of the dominant teams of the '80s as the Chicago Bears shuffled to a 46-10 Super Bowl victory. Following that season, Patriot greats John Hannah and Julius Adams retired.

On July 28, 1988, Remington Products, Inc. CEO Victor Kiam purchased the Patriots from the Sullivan family and retained the team for four years.

In 1990, Sullivan Stadium was renamed Foxboro Stadium and the following season natural grass was installed in the stadium for the first time by the stadium's new owner, Boston businessman Robert K. Kraft. On July 27 1991, Hannah became the first Patriot to be inducted into the Pro Football Hall of Fame in Canton, Ohio.

In 1992, St. Louis businessman James B. Orthwein purchased controlling interest of the Patriots and made some

dramatic changes, both on and off the field. In 1993, he hired former New York Giants head coach Bill Parcells and a new coaching staff. In addition, he also made some cosmetic changes that spring with the unveiling of a new Patriots logo and the change of primary color from red to blue.

On Jan. 21, 1994, Robert K. Kraft became the franchise's fourth owner when he purchased the team from Orthwein, saving the team from a possible move outside of New England. On May 12, 1994, linebacker Andre Tippett moved from the field to the front office when he announced his retirement. That season, the Patriots closed out the season with a seven-game winning streak to qualify for their first playoff berth since 1985. The Patriots lost to the Cleveland Browns 20-13 in the wild-card playoff game. In 1995, the Patriots produced three Pro Bowl players, including Rookie of the Year running back Curtis Martin. Off the field, the Patriots became the first professional sports team to launch their own web site - www.patriots.com.

The Patriots continued their rise during a memorable 1996 season, winning the AFC Championship and returning to the Super Bowl for the second time in team history. The Patriots finished 11-5 and scored two home playoff wins, 28-3 vs. Pittsburgh and 20-6 vs. Jacksonville, winning the AFC Championship in front of a sold out Foxboro Stadium crowd. The Patriots were defeated by the Green Bay Packers in Super Bowl XXXI, 35-21. The game was the fourth most-watched program in television history, attracting some 128,900,000 viewers.

In 1997, the Patriots defended their AFC East division title with a 7-1 record in the division and a 10-6 overall record. It was the Patriots first back-to-back division titles in franchise history. The Patriots hosted and defeated the Miami Dolphins 17-3 in the playoffs, extending their playoff home winning streak to three games.

On Sept. 7, 1998, the Patriots became the first professional sports team to produce their own live postgame show to be broadcast on the Internet. "Patriots Live!" debuted following their season-opening Monday Night Football game at Denver.

The Patriots finished 9-7 in 1998 and qualified for the playoffs, marking the third consecutive season they qualified for the postseason - a team record.

A new era began in Patriots history in 2000 when the team unveiled designs for their new stadium. The new 68,000-seat facility was unveiled to the public on April 18, 2000. On Aug. 23, 2000, the Patriots announced the naming rights of their new stadium, CMGI Field.

The Patriots also began a new era on the playing field when they hired Bill Belichick as the 14th head coach in team history. Belichick was hired by the Patriots on Jan. 27, 2000.

When Kraft purchased the Patriots, he promised the fans of New England that he would bring home a championship. And following the 2001 season, Belichick and the Patriots made good on that promise.

In one of the most dramatic turnarounds in NFL history, the Patriots capped off an 11-5 regular season with three playoff wins for the ages. In the divisional round of the playoffs, the Patriots defeated the Oakland Raiders 16-13 in overtime. The game was a thrilling, snowy sendoff for Foxboro Stadium. Adam Vinatieri kicked a 45-yard field goal to tie the game late in the fourth quarter and then added a 23-yard kick in overtime to win the game, 16-13. The following week in Pittsburgh, the Patriots improved their record to 3-0 in AFC Championship games, defeating the favored Steelers 24-17 to advance to their third Super Bowl.

In Super Bowl XXXVI at the Superdome in New Orleans on Feb. 3, 2002, the Patriots defeated the St. Louis Rams, 20-17, in one of the most dramatic Super Bowl finishes in history. After the Patriots took a 17-3 lead into the fourth quarter, St. Louis rallied to tie the game at 17. But quarterback Tom Brady marched the Patriots into Vinatieri's field goal range and his 48-yard kick sailed through the uprights just before the final whistle to give New England its first NFL Championship. The Patriots were welcomed home with a rally in Boston attended by over one million people and took the Lombardi Trophy to rallies in all of the New England states.

Coming off of their Super Bowl win, the Patriots prepared for the opening of CMGI Field in the fall. Their new home, CMGI Field, is the most fan-friendly state-of-the-art football facility of its kind and one that Patriots fans are glad to call home.

Past Patriots Homes

Boston University Field was the Patriots first regular season "home" when the Boston Patriots of the AFL debuted there from 1960-62.

Year	Home Field	Home Record	Overall Record
1960	Boston University Field	3-4-0	5-9-0
1961	Boston University Field	4-2-1	9-4-1
1962	Harvard Stadium	1-0-0	
	Boston University Field	5-1-0	9-4-1
1963	B.C. Alumni Stadium	1-0-0	
	Fenway Park	4-1-1	7-6-1
1964	Fenway Park	4-2-1	10-3-1
1965	Fenway Park	1-4-2	4-8-2
1966	Fenway Park	4-1-1	8-4-2
1967	San Diego Stadium	0-0-1	
	Fenway Park	2-4-0	3-10-1
1968	Legion Field, Birmingham	0-1-0	
	Fenway Park	2-4-0	4-10-0
1969	B.C. Alumni Stadium	2-5-0	4-10-0
1970	Harvard Stadium	1-6-0	2-12-0
1971	Schaefer Stadium	5-2-0	6-8-0
1972	Schaefer Stadium	2-5-0	3-11-0
1973	Schaefer Stadium	3-4-0	5-9-0
1974	Schaefer Stadium	3-4-0	7-7-0
1975	Schaefer Stadium	2-5-0	3-11-0
1976	Schaefer Stadium	6-1-0	11-3-0
1977	Schaefer Stadium	6-1-0	9-5-0
1978	Schaefer Stadium	5-3-0	11-5-0
1979	Schaefer Stadium	6-2-0	9-7-0
1980	Schaefer Stadium	6-2-0	10-6-0
1981	Schaefer Stadium	2-6-0	2-14-0
1982	Schaefer Stadium	3-1-0	5-4-0
1983	Sullivan Stadium	5-3-0	8-8-0
1984	Sullivan Stadium	5-3-0	9-7-0
1985	Sullivan Stadium	7-1-0	11-5-0
1986	Sullivan Stadium	4-4-0	11-5-0
1987	Sullivan Stadium	5-3-0	8-7-0
1988	Sullivan Stadium	7-1-0	9-7-0
1989	Sullivan Stadium	3-5-0	5-11-0
1990	Foxboro Stadium	0-8-0	1-15-0
1991	Foxboro Stadium	4-4-0	6-10-0
1992	Foxboro Stadium	1-7-0	2-14-0
1993	Foxboro Stadium	3-5-0	5-11-0
1994	Foxboro Stadium	5-3-0	10-6-0
1995	Foxboro Stadium	3-5-0	6-10-0
1996	Foxboro Stadium	6-2-0	11-5-0
1997	Foxboro Stadium	6-2-0	10-6-0
1998	Foxboro Stadium	6-2-0	9-7-0
1999	Foxboro Stadium	5-3-0	8-8-0
2000	Foxboro Stadium	3-5-0	5-11-0
2001	Foxboro Stadium	6-2-0	11-5-0





Patriots All-Time Roster

Editor's Note: The following list includes players who have accrued at least one season of veteran status. (*Notes incomplete information for games started.)

A

Name	Pos.	#	College	Years	GP	GS
Abrams, Bobby	LB	50	Michigan	1995	9	1
Acks, Ron	LB	51	Illinois	1972-73	28	27
Adams, Bob	TE	80	Pacific	1973-74	24	12
Adams, George	RB	33	Kentucky	1990-91	18	8
Adams, Sam	OG	61	Prairie View	1972-80	119	90
Adams,Julius	DE	85	Texas Southern	1971-85,87	206	90
Addison,Tom	LB	53	South Carolina	1960-67	14	11*
Agnew, Ray	DE	92	North Carolina State	1990-94	66	37
Akbar, Hakim	S	25	Washington	2001	6	0
Alexander, Rogers	LB	91	Penn State	1987	3	2
Allard, Don	QB	12	Boston College	1962	4	NA
Allen, Marvin	RB	39	Tulane	1988-91	37	3
Allen, Terry	RB	22	Clemson	1999	16	13
Andersen, Jason	C	67	BYU	1998-2000	18	0
Anderson, Bob	RB	33	Colorado	1975	5	0
Anderson, Darren	CB	25	Toledo	1992	1	0
Anderson, Ralph	S	49	West Texas State	1973	13	11
Andruzzi, Joe	**G**	**63**	**Southern Connecticut State**	**2000-01**	**27**	**27**
Antrum, Glenn	WR	48	Connecticut	1989	1	0
Antwine, Houston	DT	65	Southern Illinois	1961-71	142	58
Armstrong, Bruce	OT	78	Louisville	1987-2000	212	212
Arthur, Mike	C	65	Texas A&M	1993-94	44	38
Ashton, Josh	RB	31	Tulsa	1972-74	38	20
Atchason, Jack	OE	NA	Western Ilinois	1960	1	NA
Atessis, Bill	DE	73	Texas	1971	5	0
Atkinson, Ricky	DB	37	S. Connecticut State	1987	1	0
Avezzano, Joe	OC	50	Florida State	1966	3	NA
Ayi, Kole	LB	99	Massachusetts	2001	1	0
Baab, Mike	C	68	Texas	1988-89	31	28
Bahr, Matt	K	3	Penn State	1993-95	32	0
Bailey, Bill	RB	37	Cincinnati	1969	2	0
Bain, Bill	OT	62	Southern Cal	1986	3	0
Baker, Melvin	WR	83	Texas Southern	1975	1	0
Baldinger, Rich	OL	74	Wake Forest	1993	15	15
Ballou, Mike	LB	51	UCLA	1970	14	4
Banks, Willie	G	78	Alcorn A&M	1973	13	1
Barber, Kantroy	FB	46	West Virginia	1996	0	0
Barker, Jay	QB	7	Alabama	1995	0	0
Barnes, Bruce	P	3	UCLA	1973-74	23	0
Barnes, Pete	LB	59	Southern University	1976-77	25	18
Barnes, Rodrigo	LB	59	Rice	1974-75	6	0
Barnett, Harlon	S	42	Michigan State	1993-94	30	28
Barnett, Troy	DE	98	North Carolina	1994-95	31	15
Bartrum, Mike	TE	86	Marshall	1996-99	57	0
Baty, Greg	TE	85	Stanford	1986-87	21	7
Baumann, Charlie	K	8	West Virginia	1991-92	25	0
Bavaro, David	LB	52	Syracuse	1993-94	21	5
Beach, Walter	DB	26/41	Central Michigan	1960-61	18	NA
Beadles, Terrance	G	75	Arkansas Pine Bluff	2000	0	0
Beaudoin, Doug	S	27	Minnesota	1976-79	35	20
Beer, Tom	TE	82	Houston	1970-72	42	12
Bell, Bill	K	8	Kansas	1973	3	0
Bellino, Joe	RB	27	Navy	1965-67	35	1*
Bennett, Phil	LB	52	Miami	1960	2	NA
Benson, Mike	WR	86	S. Connecticut State	1987	0	0
Benson, Thomas	LB	53	Oklahoma	1988	12	0
Berger, Ron	DE	88	Wayne State	1969-72	42	23
Beverly, Randy	DB	27	Colorado State	1970-71	20	3
Bianchini, Frank	RB	30	Hofstra	1987	1	0
Billups, Terry	CB	23	North Carolina	1999	2	1
Biscaha, Joe	OE	34	Richmond	1960	1	NA
Bishop, Michael	QB	7	Kansas State	1999-2000	8	0
Bishop, Richard	NT	64	Louisville	1976-81	85	51
Bjornson, Eric	TE	86	Washington	2000	8	6

Patriots All-Time Roster

Name	Pos.	#	College	Years	GP	GS
Black, Mel	LB	94	Eastern Illinois	1986-87	6	2
Blackmon, Don	LB	55	Tulsa	1981-87	89	72
Blahak, Joe	CB	21	Nebraska	1976	2	0
Blanchard, Dick	LB	49	Tulsa	1972	14	1
Blanks, Sid	RB	22	Texas A&I	1969-70	28	0
Bledsoe, Drew	QB	11	Washington State	1993-2001	124	123
Bleier, Bob	QB	10	Richmond	1987	3	2
Bolton, Ron	DB	27	Norfolk State	1972-75	55	46
Boudreaux, Jim	DE	64	Louisiana Tech	1966-68	12	0*
Bowden, Andre	LB	51	Fayetteville State	1995	0	0
Bowman, Jim	S	28	Central Michigan	1985-89	73	12
Boyd, Greg	S	29	Arizona	1973	2	0
Boyd, Greg	DE	65	San Diego State	1977-78	23	0
Bradshaw, Morris	WR	88	Ohio State	1982	8	5
Brady, Tom	**QB**	**12**	**Michigan**	**2000-01**	**16**	**14**
Bramlett, John	LB	57	Memphis State	1969-70	24	23
Brisby, Vincent	WR	82	NE Louisiana	1993-99	83	46
Briscoe, Marlin	WR	88	Nebraska-Omaha	1976	14	5
Brock, Pete	C	58	Colorado	1976-87	154	66
Brown, Barry	TE-LB	66	Florida	1969-70	21	13
Brown, Bill E.	LB	54	Syracuse	1960	14	NA
Brown, Corwin	S	30	Michigan	1993-95	61	14
Brown, Monty	LB	93	Ferris State	1996	11	7
Brown, Preston	WR	81	Vanderbilt	1980-82	14	4
Brown, Roger	S	47	Virginia Tech	1992	16	2
Brown, Sidney	CB	21	Oklahoma	1978	16	0
Brown, Troy	**WR/KR**	**80**	**Marshall**	**1993-2001**	**124**	**35**
Brown, Vincent	LB	59	Mississippi Valley St	1988-95	123	103
Browning, Dave	DE	74	Washington	1983	12	0
Bruney, Fred	DB	33	Ohio State	1960-62	28	NA
Bruschi, Tedy	**LB**	**54**	**Arizona**	**1996-2001**	**93**	**47**
Bryant, Hubie	WR	84	Minnesota	1971-72	12	2
Buben, Mark	DL	63	Tufts	1979, 1981	32	4
Buckley, Terrell	CB	27	Florida State	2001	15	1
Bugenhagen, Gary	OT-G	67	Syracuse	1969-70	10	6
Buoniconti, Nick	LB	85	Notre Dame	1962-68	91	20*
Burke, John	TE	85	Virginia Tech	1994-96	43	12
Burks, Steve	WR	82	Arkansas State	1975-77	34	1
Burton, Ron	RB	22	Northwestern	1960-65	69	NA
Butts, Marion	RB	44	Florida State	1994	16	15
Byars, Keith	FB	41	Ohio State	1996-97	26	14
Byrd, Dennis	DT	78	North Carolina State	1968	14	14
Cade, Eddie	S	41	Arizona State	1995	10	0
Cagle, John	DT-LB-G	62	Clemson	1969	6	1
Calhoun, Don	RB	44	Kansas State	1975-81	94	49
Calloway, Chris	WR	82	Michigan	2000	7	2
Camarillo, Rich	P	3	Washington	1981-87	85	0
Canale, Justin	OG	63	Mississippi State	1965-68	56	14
Canale, Whit	DE	67	Tennessee	1968	13	0
Canty, Chris	CB	26	Kansas State	1997-98	32	10
Cappadona, Bob	RB	33	Northeastern	1966-67	27	3
Cappelletti,Gino	WR-K-DB	20	Minnesota	1960-70	152	17
Carey, Brian	WR	81	American International	1987	2	0
Carlson, Jeff	QB	17	Weber State	1992	3	2
Carpenter, Rob	WR	81	Syracuse	1991	8	1
Carter, Allen	RB	21	Southern Cal	1975-76	15	0
Carter, Chris	FS	42	Texas	1997-99	47	15
Carter Kent	LB	51	Southern Cal	1974	2	0
Carter, Tony	FB	30	Minnesota	1998-2000	43	27
Carthen, Jason	LB	99	Ohio	1993-94	5	0
Carwell, Larry	DB	41	Iowa State	1969-72	51	38
Cash, Rick	DT	63	N.E. Missouri	1972-73	28	27
Catanho, Alcides	LB	54	Rutgers	1995	12	0
Cavanaugh, Matt	QB	12	Pittsburgh	1978-82	52	15
Caveness, Ron	LB		Arkansas	1968-69	NA	NA
Chatham, Matt	**LB**	**58**	**South Dakota**	**2000-01**	**17**	**0**
Chandler, Al	TE	82	Oklahoma	1976-79	39	6
Chandler, Edgar	LB	50	Georgia	1973	12	11
Chapple, Dave	P	10	UC-Santa Barbara	1974	5	0

Patriots All-Time Roster

Name	Pos.	#	College	Years	GP	GS
Charles, John	DB	25	Purdue	1967-69	39	37
Cherry, J'Juan	CB	32	Arizona State	1999	0	0
Cherry, Je'Rod	**S**	**30**	**California**	**2001**	**16**	**0**
Cheyunski, Jim	LB	50	Syracuse	1968-72	66	55
Childress, Fred	OG	61	Arkansas	1991	15	1
Chilton, Gene	C	63	Texas	1990-92	36	35
Christy, Richard	RB	23	North Carolina	1960	13	NA
Chung, Eugene	OL	69	Virginia Tech	1992-94	34	30
Cindrich, Ralph	LB	55	Pittsburgh	1972	12	3
Clark, Allan	RB	35	Northern Arizona	1979-80	27	0
Clark, Gail	LB	54	Michigan State	1974	8	0
Clark, Phil	DB	22	Northwestern	1971	2	0
Clark, Rico	CB	39	Louisville	1999	1	0
Clark, Steve	DE	65	Kansas State	1981	7	0
Clayborn, Raymond	CB	26	Texas	1977-89	191	165
Clay, Willie	FS	32	Georgia Tech	1996-98	48	48
Clayton, Stan	OT	76	Penn State	1990	11	3
Cloutier, Dave	DB	28	Maine	1964	12	NA
Coates, Ben	TE	87	Livingstone	1991-99	142	105
Cobbs, Duffy	DB	43	Penn State	1987	3	0
Coffey, Wayne	WR	83	SW Texas State	1987	3	2
Cohen, Abe	OG	62	Tennessee-Chattanooga	1960	14	NA
Colclough, Jim	WR	81	Boston College	1960-68	124	6
Coleman, Dennis	LB	53	Mississippi	1971	8	0
Coleman, Eric	DB	22	Wyoming	1989	8	0
Coleman, Fred	**WR**	**84**	**Washington**	**2001**	**8**	**0**
Coleman, Pat	WR	47	Mississippi	1990	1	0
Collins, Todd	LB	54	Carson-Newman	1992-94, 96-98	76	53
Collins, Tony	RB	33	East Carolina	1981-87	102	83
Collons, Ferric	DE	92	California	1995-99	64	27
Colon, Harry	S	40	Missouri	1991	16	14
Colton, George	OT	63	Maryland	1987	3	3
Compton, Mike	**C-G**	**77**	**West Virginia**	**2001**	**16**	**16**
Condon, Tom	OG	63	Boston College	1985	1	0
Conn, Dick	S	22	Georgia	1975-79	45	1
Cook, Marv	TE	85	Iowa	1989-93	80	59
Cooks, Terrence	LB	58	Nicholls State	1989	3	0
Corbett, Steve	OG	62	Boston College	1975	14	0
Corcoran, Jim	QB	15	Maryland	1968	2	0
Corsetti, Rico	LB	93	Bates	1987	2	0
Costict, Ray	LB	55	Mississippi State	1977-79	46	7
Cottrell, Dana	LB	45	Syracuse	1998	2	0
Cowan, Larry	RB	44	Jackson State	1982	6	0
Cox, Bryan	LB	51	Western Illinois	2001	11	7
Crabtree, Eric	WR	10	Pittsburgh	1971	6	4
Crawford, Elbert	OL	65	Arkansas	1990-91	30	16
Crawford, Jim	RB	30	Wyoming	1960-64	54	NA
Crawford, Vernon	LB	99	Florida State	1997-99	41	1
Creswell, Smiley	DE	92	Michigan State	1985	0	0
Crittenden, Ray	WR	81	Virginia Tech	1993-94	32	4
Croom, Corey	RB	26	Ball State	1993-95	43	2
Cross, Bob	OT	77	Kilgore C.C.	1960	4	NA
Crouthamel, Jake	RB	34	Dartmouth	1960	2	NA
Crow, Albert	DT	72	William & Mary	1960	3	NA
Crump, George	DE	91	East Carolina	1982-83	0	0
Crump, Harry	RB	31	Boston College	1963	14	NA
Cryder, Bob	OG	75	Alabama	1978-83	75	36
Cudzik, Walt	OC	54	Purdue	1960-63	56	NA
Cullors, Derrick	RB	29	Murray State (Ky)	1997-99	31	1
Cunningham, Jay	DB	21	Bowling Green	1965-67	40	1*
Cunningham, Sam	RB	39	Southern Cal	1973-79,81-82	107	94
Currier, Bill	DB	28	South Carolina	1980	16	0
Cusick, Pete	NT	76	Ohio State	1975	13	0
D						
Dalton, Antico	LB	93	Hampton	2000	3	0
Damkroger, Maury	LB	51	Nebraska	1974	11	0
Danenhauer, Bill	DE	77	Emporia	1960	3	NA
Davis, Adam	G	61	Oklahoma State	2000	0	0
Davis, Elgin	RB	40	Central Florida	1987-88	9	0
Davis, Greg	K	5	Citadel	1989	9	0

Patriots All-Time Roster

Name	Pos.	#	College	Years	GP	GS
Davis, Jack	OG	65	Maryland	1960	14	NA
Davis, Shockmain	WR	84	Angelo State	2000	12	1
Dawson, Bill	TE-DE	83	Florida State	1965	9	NA
Dawson, Lin	TE	87	N.C. State	1981-90	105	75
Dee, Bob	DE	89	Holy Cross	1960-67	112	112
Dellenbach, Jeff	C	66	Wisconsin	1995	17	5
Delucca, Gerry	OT	74	Middle Tennessee State	1960-64	19	NA
DeOssie, Steve	LB	99	Boston College	1994-95	32	0
Denson, Damon	G	61	Michigan	1997-99	14	4
DeRiggi, Fed	DT	71	Syracuse	1990	2	0
Dimitroff, Tom	QB	15	Miami (Ohio)	1960	3	NA
Discenzo, Tony	OT	76	Michigan State	1960	5	NA
Doig, Steve	LB	59	New Hampshire	1986-87	6	0
Dombroski, Paul	DB	47	Linfield	1981-84	36	0
Donnalley, Kevin	DB	23	N. Dakota State	1981	1	0
Dorsey, Nate	DE	66	Mississippi Valley St.	1973	2	0
Douglas, David	G	67	Tennessee	1989-90	16	6
Dowling, Brian	QB	14	Yale	1972-73	25	0
Dressler, Doug	RB	44	Chico State	1975	5	0
Dukes, Mike	LB	54	Clemson	1964-65	25	NA
DuLac, Bill	OG	68	Eastern Michigan	1974-75	26	2
Dumler, Doug	OC	58	Nebraska	1973-75	42	3
Dupard, Reggie	RB	21	Southern Methodist	1986-89	37	7
Durko, Sandy	S	22	Southern Cal	1973-74	25	18
Dykes, Hart Lee	WR	88	Oklahoma State	1989-90	26	16
E						
Eason, Tony	QB	11	Illinois	1983-89	72	49
Eaton, Chad	DT	90	Washington State	1996-2000	65	44
Edmonds, Randy	LB	51	Georgia Tech	1971	14	0
Edwards, Marc	**FB**	**44**	**Notre Dame**	**2001**	**16**	**13**
Edwards, Robert	RB	47	Georgia	1998-2000	16	15
Edwards, Tim	DE	98	Delta State	1992	14	1
Egu, Patrick	RB	33	Nevado-Reno	1989	7	0
Eisenhauer, Larry	DE	72	Boston College	1961-69	115	NA
Eitzmann, Chris	TE	86	Harvard	2000	5	1
Ellard, Henry	WR	17	Fresno State	1998	5	0
Ellis, Ed	T	66	Buffalo	1997, 1999	9	1
Ellison, Jerry	RB	35	Tennessee-Chattanooga	1999	12	0
Emanuel, Bert	WR	87	Rice	2001	2	1
F						
Fairchild, Paul	OG	66	Kansas	1984-90	84	38
Falcon, Terry	OG	68	Montana	1978-79	18	0
Farmer, Lonnie	LB	55	Tennessee-Chattanooga	1964-66	31	NA
Farrell, Sean	OG	62	Penn State	1987-90	43	43
Faulk, Kevin	**RB**	**33**	**Louisiana State**	**1999-2001**	**42**	**12**
Feacher, Ricky	WR	83	Mississippi Valley St.	1976	3	0
Feagles, Jeff	P	6	Miami (Fla.)	1988-89	32	0
Feehery, Gerry	G	63	Syracuse	1989	0	0
Feggins, Howard	CB	36	UNC-Charlotte	1989	11	0
Feldhausen, Paul	OT	66	Northland	1968-69	2	0
Felt, Dick	DB	24	Brigham Young	1962-66	52	NA
Ferguson, Vagas	RB	43	Notre Dame	1980-82	31	21
Fletcher, Derrick	OL	64	Baylor	1999	2	2
Flick, Tom	QB	10	Washington	1982	3	0
Floyd, Chris	FB	37	Michigan	1998-2000	40	2
Flutie, Doug	QB	2	Boston College	1987-89	17	13
Fontenot, Chris	TE	85	McNeese State	2000	0	0
Foreman, Chuck	RB	22	Miami (Fla.)	1980	16	0
Forte, Ike	RB	38	Arkansas	1976-77	23	1
Foster, Will	LB	55	Eastern Michigan	1973-74	21	1
Fox, Tim	S	48	Ohio State	1976-81	91	91
Frain, Todd	TE	44	Nebraska	1987	3	2
Francis, Russ	TE	81	Oregon	1975-80, 87-88	92	83
Franklin, Arnold	TE	87	North Carolina	1987	14	0
Franklin, Tony	K	1	Texas A&M	1984-87	62	0
Fraser, Jim	LB-P	51	Wisconsin	1966	14	NA
Frazier, Charley	WR	81	Texas Southern	1969-70	23	13
Friesz, John	QB	17	Idaho	1999-2000	2	0
Frisch, David	TE	88	Colorado State	1995	2	0

Patriots All-Time Roster

Name	Pos.	#	College	Years	GP	GS
Fryar, Irving	WR	80	Nebraska	1984-92	129	104
Fullington, Darrell	S	29	Miami (Fla.)	1991	5	0
Funchess, Tom	OT	73	Jackson State	1968-70	39	39
Fussell, Tom	DE	83	Louisiana State	1967	12	2
G						
Gadbois, Dennis	WR	48	Boston	1987-88	5	1
Gaiter, Tony	WR	17	Miami	1997-98	1	0
Gallaher, Allen	OT	64	Southern Cal	1974	14	0
Gamble, R.C.	RB	13	South Carolina State	1968-69	27	14
Gambol, Chris	OL	74	Iowa	1990	16	15
Gannon, Chris	DE	91	SW Louisiana	1990-93	36	3
Garcia, Teddy	K	7	NE Louisiana	1988	16	0
Gardin, Ron	WR	37	Arizona	1971	8	0
Garrett, Carl	RB	30	New Mexico Highlands	1969-72	51	42
Garrett, J.D.	RB	32	Grambling State	1964-67	40	0*
Garron, Larry	RB	40	Western Illinois	1960-68	18	12
Gash, Sam	RB	33	Penn State	1992-97	88	36
Geddes, Bob	LB	59	UCLA	1973-75	24	6
George, Tony	S	41	Florida	1999-2000	31	1
Germany, Willie	S	29	Morgan State	1976	10	0
Gibson, Ernest	CB	43	Furman	1984-88	67	14
Gillen, John	LB	54	Illinois	1983	8	0
Gipson, Paul	RB	46	Houston	1973	5	0
Gisler, Mike	G	67	Houston	1993-97	73	7
Gladieux, Bob	RB	24	Notre Dame	1969-72	43	5
Glenn, Terry	WR	88	Ohio State	1996-2001	68	63
Glenn, Vencie	DB	25	Indiana State	1986	4	0
Goad, Tim	NT	72	North Carolina	1988-94	109	105
Gogolak, Charlie	K	7	Princeton	1970-72	26	0
Golden, Tim	LB	59	Florida	1982-84	40	1
Golic, Bob	LB	51	Notre Dame	1979-81	33	12
Gonzalez, Noe	RB	38	SW Texas State	1974	2	0
Gordon, Steve	OL	66	California	1992-93	0	0
Gordon, Tim	S	41	Tulsa	1991-92	21	15
Graff, Neil	QB	15	Wisconsin	1974-75	25	2
Graham, Art	WR	84	Boston College	1963-68	75	17*
Graham, Hason	WR	81	Georgia	1995-96	19	1
Graham, Milt	OT	70	Colgate	1961-63	28	NA
Granby, John	DB	25	Virginia Tech	1992	0	0
Grant, Rupert	FB	34	Howard	1995	7	1
Graves, White	DB	44	Louisiana State	1965-67	40	0
Gray, Leon	OT	70	Jackson State	1973-78	78	77
Green, David	RB	38	Boston College	1995	2	0
Green, Jerry	RB	45	Georgia Tech	1960	2	NA
Greene, Tom	QB	14	Holy Cross	1960	10	NA
Grier, Marrio	RB	35	Tennessee-Chattanooga	1996-97	32	0
Griffith, Richard	TE	88	Arizona	1993	3	0
Grimes, Reggie	DE	97	Alabama	2000	8	0
Grogan, Steve	QB	14	Kansas State	1975-90	149	131
Guyton, Myron	SS	29	Eastern Kentucky	1994-95	30	30
Guzik, John	NT	97	Ohio	1987	3	2
H						
Hagen, Halvor	G-DE	62	Weber State	1971-72	26	15
Haggerty, Mike	OT-DE	75	Miami (Ohio)	1971	14	13
Haley, Darryl	OG	68	Utah	1982-84, 86	57	24
Hall, Ron	DB	23	Missouri Valley	1961-67	88	3
Hamilton, Bobby	**DE**	**91**	**Southern Mississippi**	**2000-01**	**32**	**31**
Hamilton, Ray	DE	71	Oklahoma	1973-81	132	117
Hammond, Kim	QB	15	Florida State	1969-70	4	0
Hannah, John	OG	73	Alabama	1973-85	183	183
Hanneman, Craig	DE	74	Oregon State	1974-75	20	3
Hansen, Brian	P	10	Sioux Falls	1990	16	0
Hansen, Bruce	RB	24	Brigham Young	1987	6	2
Hare, Eddie	P	8	Tulsa	1979	16	0
Harlow, Pat	OT	77	Southern Cal	1991-95	74	64
Harris, Antwan	**CB**	**23**	**Virginia**	**2000-01**	**25**	**1**
Harris, Marshall	DE	78	Texas Christian	1983	6	2
Harris, Raymont	RB	29	Ohio State	2000	1	0
Harris, Rickie	DB	25	Arizona	1971-72	28	21

Name	Pos.	#	College	Years	GP	GS
Harris, Ronnie	WR/KR	84	Oregon	1993-94	5	0
Hartley, Ken	P	7	Catawba	1981	2	0
Harvey, Richard	LB	58	Tulane	1990	16	9
Hasselbeck, Don	TE	80	Colorado	1977-83	86	27
Hauck, Tim	FS	40	Montana	1990	10	0
Hauser, Art	DT	67	Xavier	1960	8	NA
Hawkins, Mike	OLB	59	Texas A&I	1978-81	59	45
Hawkins, Steve	WR	80	Western Michigan	1994	7	0
Hawthorne, Greg	WR-RB	27	Baylor	1984-86	43	11
Hayman, Conway	OG	65	Delaware	1972	0	0
Haynes, Mike	CB	40	Arizona State	1976-82	90	86
Henderson, Jerome	CB	36	Clemson	1991-93, 1996	39	10
Hendley, David	DB	28	S. Connecticut State	1987	2	0
Henke, Karl	OT	80	Tulsa	1969	10	7
Hennessey, Tom	DB	30	Holy Cross	1965-66	28	NA
Henson, Luther	NT	70	Ohio State	1982-84	21	2
Herline, Alan	P	6	Vanderbilt	1987	3	0
Herock, Ken	LB	36	West Virginia	1969	6	0
Herron, Mack	RB	42	Kansas State	1973-75	35	20
Hinton, Eddie	WR	82	Oklahoma	1974	9	1
Hitchcock, Jimmy	CB	31	North Carolina	1995-97	36	20
Hobby, Marion	DE	60	Tennessee	1990-92	42	8
Hodge, Milford	DE	97	Washington State	1986-89	49	8
Hodson, Tommy	QB	13	Louisiana State	1990-92	32	12
Hoey, George	DB	23	Michigan	1972-73	25	18
Holcomb, Sean	LB	60	Texas A&I	1995	0	0
Holloway, Brian	OT	76	Stanford	1981-86	88	77
Holmberg, Rob	LB	50	Penn State	2000	18	5
Holmes, Darryl	FS	41	Ft. Valley State	1987-89	44	3
Holmes, Ernie	NT	63	Texas Southern	1978	3	0
Howard, Bob	CB	24	San Diego State	1975-77	37	15
Howard, David	LB	99	Long Beach State	1991-92	32	15
Huard, Damon	**QB**	**19**	**Washington**	**2001**	**0**	**0**
Huarte, John	QB	7	Notre Dame	1966-67	18	0*
Hubach, Mike	P	6	Kansas	1980-81	21	0
Hudson, Bill	DT	61	Clemson	1965	4	4
Hunt, Jim Lee	DT	79	Prairie View	1960-71	141	55*
Hunt, Kevin	OT	62	Doane	1973	1	0
Hunt, Sam	LB	50	Stephen F. Austin	1974-79	84	82
Hunter, Ivy Joe	RB	45	Kentucky	1991	13	10
Hurst, Maurice	CB	37	Southern	1989-95	104	101
Hutson, Brian	SS	36	Mississippi State	1990	2	0
Hyland, Bob	OC	60	Boston College	1977	3	0
I						
Ilg, Ray	LB	45	Colgate	1967-68	28	3
Imhof, Martin	DE	64	San Diego State	1975	5	3
Ingram, Brian	LB	51	Tennessee	1982-85	39	0
Irwin, Heath	G	63	Colorado	1996-99	44	16
Isaia, Sale	G	72	UCLA	2000	16	14
Israel, Steve	CB	21	Pittsburgh	1997-99	29	20
Ivory, Horace	RB	23	Oklahoma	1977-81	45	12
Ivy, Corey	CB	28	Oklahoma	1999	0	0
Izzo, Larry	**LB**	**53**	**Rice**	**2001**	**16**	**0**
J						
Jackson, Curtis	WR	82	Texas A&M	2000	7	2
Jackson, Harold	WR	29	Jackson State	1978-81,87	64	62
Jackson, Honor	DB	29	Pacific	1972-73	20	12
Jacobs, Harry	DE-LB	83	Bradley	1960-62	23	NA
Jacobs, Ray	DT	87	Howard Payne	1969	8	5
Jagielski, Harry	DT	73	Indiana	1960-61	19	NA
James, Craig	RB	32	Southern Methodist	1984-88	52	33
James, Roland	SS	38	Tennessee	1980-90	145	122
Janik, Tom	DB-P	21	Texas A&I	1969-71	42	3
Jarostchuk, Ilia	LB	50	New Hampshire	1990	12	1
Jarvis, Ray	WR	87	Norfolk State	1979	7	0
Jefferson, Shawn	WR	84	Central Florida	1996-99	63	61
Jells, Dietrich	WR	83	Pittsburgh	1996-97	18	1
Jenkins, Ed	RB	30	Holy Cross	1974	3	0
Jeter, Gary	DE	99	Southern Cal	1989	14	0

Name	Pos.	#	College	Years	GP	GS
Johnson, Andy	RB	32	Georgia	1974-76, 78-81	94	43
Johnson, Billy	DB	47	Nebraska	1966-69	32	4
Johnson, Charles	WR	81	Colorado	2001	14	2
Johnson, Damian	OG	68	Kansas State	1990	16	16
Johnson, Daryl	DB	23	Morgan State	1968-71	42	41
Johnson, Ellis	RB	38	S.E. Louisiana	1965-66	28	NA
Johnson, Garrett	NT	60	Illinois	2000	8	2
Johnson, Joe	OE	24	Boston College	1960-61	13	NA
Johnson, Lee	P	10	Brigham Young	1999-2001	37	0
Johnson, Mario	DL	98	Missouri	1993	6	0
Johnson, Olrick	LB	51	Florida A&M	2000	12	0
Johnson, Preston	RB	48	Florida A&M	1968	3	0
Johnson, Steve	TE	85	Virginia Tech	1988	14	3
Johnson, Ted	**LB**	**52**	**Colorado**	**1995-2001**	**87**	**78**
Jones, Aaron	DE	97	Eastern Kentucky	1993-95	37	1
Jones, Cedric	WR	83	Duke	1982-90	120	37
Jones, Ezell	OT	74	Minnesota	1969-70	15	0
Jones, Kenyatta	**T**	**74**	**South Florida**	**2001**	**5**	**0**
Jones, Mike	DE	96	North Carolina State	1994-97	61	37
Jones, Tebucky	**CB**	**34**	**Syracuse**	**1998-2001**	**58**	**23**
Jones, Todd	OL	63	Texas A&M	1993	4	0
Jordan, Shelby	OT	74	Washington (Mo.)	1975,77-82	95	87
Jordan, Tim	LB	93	Wisconsin	1987-89	30	10
Kadziel, Roin	LB	52	Stanford	1972	14	1
Kapp, Joe	QB	11	California	1970	11	10
Katzenmoyer, Andy	LB	59	Ohio State	1999-2001	24	14
Kecman, Dan	LB	45	Maryland	1970	1	0
Keeton, Durwood	S	29	Oklahoma	1975	12	0
Kelly, Ben	**CB-KR**	**31**	**Colorado**	**2001**	**2**	**0**
Kerrigan, Mike	QB	19	Northwestern	1983-84	2	0
Key, David	S	26	Michigan	1991	3	0
Khayat, Ed	DT	73	Tulane	1966	14	NA
Kimber, Bill	OE	86	Florida State	1961	4	NA
Kiner, Steve	LB	57	Tennessee	1971, 73	28	28
King, Claude	RB	41	Houston	1962	14	NA
King, Steve	LB	52	Tulsa	1973-81	124	40
Klein, Dick	OT	62	Iowa State	1961-62	24	NA
Klemm, Adrian	**G/T**	**70**	**Hawaii**	**2000-01**	**5**	**4**
Knief, Gayle	WR	84	Morningside	1970	3	0
Koontz, Ed	LB	54	Catawba	1968	6	1
Kopp, Jeff	LB	91	Southern California	1999	6	0
Krakau, Merv	LB	53	Iowa State	1978	1	0
Kratch, Bob	G	61	Iowa	1994-96	40	36
Kuberski, Bob	DT	93	Navy	1999	5	0
Kuehn, Art	OC	78	UCLA	1983	2	0
L						
Ladd, Anthony	WR	18	Cincinnati	1998	4	0
LaFreniere, Bill	WR		Northeastern	1987	0	0
Lambert, Dion	DB	28	UCLA	1992-93	30	4
Landry, Anthony	RB	35	Stephen F. Austin	1990	0	0
Lane, Max	OT	68	Navy	1994-2000	100	70
Langham, Antonio	CB	38	Alabama	2000	15	7
Larson, William	RB	34	Western Illinois	1960	1	NA
Lassiter, Ike	DE	87	St. Augustine's	1970-71	19	16
Law, Ty	**CB**	**24**	**Michigan**	**1995-2001**	**103**	**95**
Lawson, Jamie	RB	29	North Carolina State	1990	1	0
Lawson, Odell	RB	32	Langston	1970-71	16	3
LeBlanc, Michael	RB	27	Stephen F. Austin	1987	4	2
Lee, John	DE	66	Nebraska	1981	4	4
Lee, Keith	DB	22	Colorado State	1981-84	54	8
Lee, Kevin	WR	86	Alabama	1994-95	7	2
Lee, Robert	G	60	Missouri	1960	8	NA
Legette, Burnie	RB	35	Michigan State	1993-94	10	0
Lenkaitis, Bill	C	67	Penn State	1971-81	151	119
Leo, Bobby	WR	24	Harvard	1967-68	3	0
Leo, Charlie	OG	63	Indiana	1960-62	34	NA
Lewis, Bill	C	75	Nebraska	1993	7	5
Lewis, Vernon	CB	43	Pittsburgh	1993-96	44	2

Patriots All-Time Roster

Name	Pos.	#	College	Years	GP	GS
Light, Matt	**T**	**71**	**Purdue**	**2001**	**14**	**12**
Lindquist, Paul	DT	67	New Hampshire	1961	2	NA
Lingner, Adam	OL	66	Illinois	1986	0	0
Linne, Larry	WR	80	Texas-El Paso	1987	3	3
Lippett, Ronnie	DB	42	Miami (Fla.)	1983-88, 90-91	122	111
Livingston, Walt	RB	24	Heidelberg	1960	3	NA
Lockhart, Eugene	LB	51	Houston	1991-92	32	21
Lockwood, Scott	RB	40	Southern Cal	1992-93	4	0
Lofton, Oscar	OE	86	S.E. Louisiana	1960	14	NA
Lofton, Steve	CB	38	Texas A&M	1997	10	0
Long, Charlie	G	76	Tennessee-Chattanooga	1961-69	124	17
Long, Mike	OE	87	Brandeis	1960	2	NA
Looker, Dane	WR	87	Washington	2000	0	0
Lott, Billy	RB	32	Mississippi	1961-63	35	NA
Loudd, Rommie	LB	60	UCLA	1961-62	27	NA
Loukas, Angelo	G	66	Northwestern	1970	2	0
Love, Arther	**TE**	**48**	**South Carolina St.**	**2001**	**0**	**0**
Lowery, Nick	K	7	Dartmouth	1978	2	0
Lowry, Orlando	LB	91	Ohio State	1989	2	0
Lucas, Ray	WR	15	Rutgers	1996	2	0
Lunsford, Mel	DE	72	Central State (Ohio)	1973-80	92	74
Mahoney, John "Butch"	-	NA	American International	1961	NA	NA
Maitland, Jack	RB	40	Williams	1971-72	27	0
Mallory, Irvin	DB	43	Virginia Union	1971	2	0
Mangiero, Dino	NT	96	Rutgers	1987	2	0
Mangum, John	DT	74	Southern Mississippi	1966-67	28	5*
Marion, Fred	FS	31	Miami (Fla.)	1982-91	144	113
Marsh, Aaron	WR	29	Eastern Kentucky	1968-69	28	16
Marshall, Al	WR	88	Boise State	1974	4	0
Martin, Curtis	RB	28	Pittsburgh	1995-97	45	43
Martin, Donald	CB	38	Yale	1973	14	2
Martin, Sammy	WR	82	Louisiana State	1988-91	40	1
Mason, Dave	S	28	Nebraska	1973	8	1
Mass, Wayne	OT	75	Miami (Fla.)	1972	6	0
Massey, Jim	CB	47	Linfield	1974-75	15	1
Matich, Trevor	OC	64	Brigham Young	1985-88	26	11
Matthews, Bill	LB	53	South Dakota State	1979-81	48	10
Matthews, Henry	RB	35	Michigan State	1972	3	3
May, Art	DE	71	Tuskegee	1971	11	5
McAlister, James	RB/KR	37	UCLA	1978	16	0
McCabe, Jerry	LB	52	Holy Cross	1987	3	3
McCall, Bob	RB	24	Arizona	1973	8	1
McCarthy, Shawn	P	11	Purdue	1991-92	29	0
McComb, Don	DE	85	Villanova	1960	1	NA
McCray, Prentice	S	34	Arizona State	1974-80	81	65
McCurry, Dave	S	40	Iowa State	1974	2	0
McDougald, Doug	DE	70	Virginia Tech	1980	8	0
McGee, George	OT	75	Southern	1960	14	NA
McGee, Tony	DE	78	Bishop (Texas)	1974-81	119	37
McGinest, Willie	**LB**	**55**	**Southern Cal**	**1994-2001**	**109**	**93**
McGovern, Rob	LB	58	Holy Cross	1992	4	0
McGrew, Lawrence	LB	50	Southern Cal	1980-89	122	74
McGruder, Scooter	CB	27	Kent State	1996-97	17	0
McHale, Joe	LB	55	Delaware	1987	3	0
McKay, Bob	OT	66	Texas	1976-78	39	16
McKinnon, Don	LB	51	Dartmouth	1963-64	17	NA
McMahon, Art	DB	28	N.C. State	1968-72	43	7
McMurtry, Greg	WR	86	Michigan	1990-93	58	41
McNeil, Emmanuel	NT	92	Tennessee-Martin	1989	1	0
McQuay, Leon	RB	31	Tampa	1975	13	0
McSwain, Chuck	RB	32	Clemson	1987	3	1
McSwain, Rod	CB	23	Clemson	1984-90	90	17
Meggett, David	RB	22	Towson State	1995-97	48	3
Megna, Marc	LB	96	Richmond	1999-2000	4	0
Meixler, Ed	LB	52	Boston	1965	4	NA
Melander, Jon	OG	64	Minnesota	1991	11	3
Merkerson, Ron	LB	50	Colorado	1999	0	0
Mildren, Jack	S	45	Oklahoma	1974	14	10
Millen, Hugh	QB	7	Washington	1991-92	20	20

Patriots All-Time Roster

Name	Pos.	#	College	Years	GP	GS
Miller, Al	RB	32	Boston College	1960	14	NA
Miller, Dan	K	6	Miami (Fla.)	1982	2	0
Milloy, Lawyer	**SS**	**36**	**Washington**	**1996-2001**	**96**	**90**
Mirich, Rex	DT	76	Northern Arizona	1970	7	1
Mitchell, Leroy	DB	41	Texas Southern	1967-68	28	28
Mitchell, Brandon	DE	98	Texas A&M	1997-2001	62	37
Montler, Mike	OT	64	Colorado	1969-72	53	50
Moore, Arthur	DT	75	Tulsa	1973-77	29	0
Moore, Brandon	OT	70	Duke	1993-95	26	0
Moore, Greg	LB	54	Tennessee-Chattanooga	1987	3	3
Moore, Leroy	DE	61	Ft. Valley State	1961-62	19	NA
Moore, Marty	**LB**	**58**	**Kentucky**	**1994-99, 2001**	**96**	**10**
Moore, Steve	OT	67	Tennessee State	1983-87	52	31
Moore, Will	WR	83	Texas Southern	1995	16	13
Morey, Sean	WR	85	Brown	1999	2	0
Morgan, Stanley	WR	86	Tennessee	1977-89	180	165
Morris, Jamie	RB	24	Michigan	1990	5	0
Morris, Jon	OC	56	Holy Cross	1964-74	130	82
Morriss, Guy	OC	75	Texas Christian	1984-87	53	22
Mosier, John	TE	88	Kansas	1973	2	2
Moss, Roland	TE	86	Toledo	1971	14	6
Moss, Zefross	T	77	Alabama State	1997-99	42	42
Mowatt, Zeke	TE	81	Florida State	1990	10	0
Murphy, Bill	WR	31	Cornell	1968	6	5
Murphy, Jim	QB	7	Northeastern	1998	0	0
Myers, Leonard	**CB**	**25**	**Miami (Fla.)**	**2001**	**7**	**0**
N						
Nance, Jim	RB	35	Syracuse	1965-71	94	66*
Naposki, Eric	LB	49	Connecticut	1988-89	4	0
Neal, Stephen	**OL**	**61**	**Cal State Bakersfield**	**2001**	**0**	**0**
Neighbors, Billy	OG	73	Alabama	1962-65	56	NA
Nelson, Edmund	DE	65	Auburn	1988	12	1
Nelson, Steve	LB	57	N. Dakota State	1974-87	174	173
Neumann, Tom	RB	36	Northern Michigan	1963	10	NA
Neville, Tommy	OT	77	Mississippi State	1965-77	160	114*
Nichols, Bob	TE	87	Boston	1967-68	15	1
Nugent, David	**DE**	**92**	**Purdue**	**2000-01**	**15**	**1**
O'Hanley, Ross	DB	25	Boston College	1960-65	63	NA
O'Neill, Pat	P	5	Syracuse	1994-95	24	0
Oakes, Don	OT	71	Virginia Tech	1963-68	27	16
Osborne, Chuck	DT	71	Arizona	2000	0	0
Osley, Willie	CB	37	Illinois	1974	10	4
Outlaw, John	DB	44	Jackson State	1969-72	33	19
Overton, Don	RB	29	Fairmont State	1990	7	0
Owen, Tom	QB	17	Wichita State	1976-81	12	1
Owens, Dennis	NT	98	N.C. State	1982-86	71	44
P						
Parilli, Babe	QB	15	Kentucky	1961-67	94	11*
Parker, Riddick	DT	97	North Carolina	2001	13	0
Pass, Patrick	**RB**	**35**	**Georgia**	**2000-01**	**21**	**0**
Patrick, Mike	P	2	Mississippi State	1975-78	43	0
Patten, David	**WR**	**86**	**Western Carolina**	**2001**	**16**	**14**
Patton, Jerry	DE	72	Nebraska	1975	3	3
Paulk, Jeff	FB	46	Arizona State	2000	1	0
Paxton, Lonie	**LS**	**66**	**Sacramento State**	**2000-01**	**32**	**0**
Pennywell, Carlos	WR	88	Grambling State	1978-81	48	2
Peoples, George	RB	35	Auburn	1983	16	0
Perkins, Willis	OG	NA	Texas Southern	1961	1	NA
Perryman, Robert	RB	34	Michigan	1987-89	41	31
Peterson, Joe	CB	45	Nevada-Reno	1987	3	3
Phifer, Roman	**LB**	**95**	**UCLA**	**2001**	**16**	**16**
Phillips, Jess	RB	35	Michigan State	1976-77	27	0
Phillpott, Ed	LB	52	Miami (Ohio)	1967-71	68	53
Pickering, Clay	WR	48	Maine	1987	1	0
Pitts, Mike	DE	93	Alabama	1993-94	32	31
Pleasant, Anthony	**DE**	**98**	**Tennessee St.**	**2001**	**16**	**16**
Plunkett, Art	OT	70	UNLV	1985, 87	22	1

Patriots All-Time Roster

Name	Pos.	#	College	Years	GP	GS
Plunkett, Jim	QB	16	Stanford	1971-75	61	61
Pool, David	CB	27	Carson-Newman	1991-92	31	17
Pope, Ken	CB	41	Oklahoma	1974	4	0
Porell, Tom	NT	65	Boston College	1987	1	1
Porter, Willie	DB	27	Texas Southern	1968	13	0
Posey, David	K	9	Florida	1978	0	0
President, Andre	TE	88	Angelo State	1995	1	0
Prestridge, Luke	P	17	Baylor	1984	9	0
Price, Kenny	LB	54	Iowa	1971	1	0
Profit, Eugene	DB	22	Yale	1986-88	5	0
Pruett, Perry	DB	39	North Texas State	1971	11	1
Puetz, Garry	OG	77	Valparaiso	1979-81	36	5
Purnell, Lovett	TE	48-85	West Virginia	1996-98	34	7
Purvis, Vic	WR	31	Southern Mississippi	1966-67	16	0*
Pyne, George	OT	75	Olivet	1965	14	NA
Rademacher, Bill	WR	33	N. Michigan State	1969-70	27	5
Rakoczy, Gregg	OL	71	Miami (Fla.)	1991-92	21	4
Ramsey, Derrick	TE	88	Kentucky	1983-85	46	23
Ramsey, Tom	QB	12	UCLA	1985-88	21	4
Ratkowski, Ray	RB	23	Notre Dame	1961	1	NA
Rawlings, Josh	OL	62	Minnesota	2000	0	0
Ray, Eddie	RB-P	36	Louisiana State	1970	5	1
Ray, Terry	S	23	Oklahoma	1993-96	63	24
Redding, Reggie	OL	70	Cal State-Fullerton	1992	14	14
Redmond, J.R.	**RB**	**21**	**Arizona State**	**2000-01**	**24**	**5**
Reed, Benton	DE	71	Mississippi	1987	3	3
Rehberg, Scott	T	60	Central Michigan	1997-98	8	0
Rehder, Tom	OT	76	Notre Dame	1988-89	32	0
Reilly, Kevin	LB	55	Villanova	1975	4	1
Rembert, Johnny	LB	52	Clemson	1983-92	126	72
Reynolds, Bob	OT	74	Bowling Green	1972-73	20	14
Reynolds, Ed	LB	95	Virginia	1983-91	119	34
Reynolds, Ricky	CB	21	Washington State	1994-96	42	35
Reynolds, Tom	WR	21	San Diego State	1972	12	0
Rheams, Leonta	DL	75	Houston	1998	6	0
Rice, Rodney	DB	43	Brigham Young	1989	10	0
Richards, Dave	OL	62	UCLA	1996	5	0
Richardson, Al	DE	79	Grambling State	1960	3	NA
Richardson, Jesse	DT	75	Alabama	1962-64	42	NA
Richardson, Tom	WR	49	Jackson State	1969-70	15	0
Robbins, Randy	S	48	Arizona	1992	15	15
Roberts, Tim	DE	94	Southern Mississippi	1995	13	12
Roberts, William	G	76	Ohio State	1995-96	32	27
Robinson, Bo	RB	41	West Texas State	1984	16	1
Robinson, Greg	OT	61	Sacramento State	1987	3	3
Robinson, Junior	CB	27	East Carolina	1990	16	0
Robinson, Rex	K	7	Georgia	1982	3	0
Robinson-Randall, Greg	**T**	**77**	**Michigan State**	**2000-01**	**28**	**20**
Robotti, Frank	LB-RB	51	Boston College	1961	12	NA
Rogers, Doug	DE	65	Stanford	1984	12	0
Romaniszyn, Jim	LB	53	Edinboro State (Pa.)	1976	11	2
Romeo, Tony	TE	86	Florida State	1962-67	75	0*
Romine, Al	DB	46	Florence State	1961	1	NA
Rowe, Dave	DT	76	Penn State	1971-73	42	33
Rucci, Todd	OG	71	Penn State	1993-99	85	75
Rucker, Reggie	WR	33	Boston	1971-74	43	38
Rudolph, Jack	LB	80	Georgia Tech	1960-65	56	NA
Ruegamer, Grey	**C/G**	**67**	**Arizona State**	**2000-01**	**20**	**1**
Russ, Bernard	LB	51	West Virginia	1997-99	9	0
Russell, Leonard	RB	32	Arizona State	1991-93	43	40
Rutledge, Rod	TE	83	Alabama	1998-2001	63	31
Ruth, Mike	NT	65	Boston College	1986-87	8	0
Sabb, Dwayne	LB	95	New Hampshire	1992-96	73	24
Sacco, Frank	LB	95	Fordham	1987	2	0
Sagapolutele, Pio	DT	75	San Diego State	1996	15	10
Saltz, Lee	QB	12	Temple	1992	0	0
Sanders, John	S	25	South Dakota	1974-76	30	24

Patriots All-Time Roster

Name	Pos.	#	College	Years	GP	GS
Sandham, Todd	OG	72	Northeastern	1987	2	0
Sanford, Rick	FS	25	South Carolina	1979-84	89	53
Saranovitz, Brian	OG	70	New Hampshire	1987	0	0
Sardisco, Tony	OG	64	Tulane	1960-62	40	NA
Satcher, Doug	LB	58	Southern Mississippi	1966-68	28	26
Sawyer, Jon	CB	31	Cincinnati	1987	2	0
Sayler, Jace	**DL**	**94**	**Michigan State**	**2001**	**2**	**1**
Saxon, Mike	P	4	San Diego State	1993	16	0
Scarpito, Bob	WR-P	46	Notre Dame	1968	14	0
Schaum, Greg	DE	76	Michigan State	1978	14	0
Schmidt, Bob	OT	74	Minnesota	1964	14	NA
Scholtz, Bruce	LB	51	Texas	1989	8	2
Schottenheimer, Marty	LB	54	Pittsburgh	1969-70	23	5
Schroeder, Bill	WR	18	Wisconsin-La Crosse	1995	0	0
Schubert, Eric	K	1	Pittsburgh	1987	2	1
Schubert, Steve	WR	87	Massachusetts	1974	8	2
Schwedes, Gerhardt	RB	31	Syracuse	1960-61	7	NA
Scott, Clarence	DB	26	Morgan State	1969-72	43	24
Scott, Walter	DL	94	East Carolina	1996	1	0
Scott, Willie	TE	88	South Carolina	1986-88	25	2
Sealby, Randy	LB	59	Missouri	1987	2	1
Secules, Scott	QB	10	Virginia	1993	12	4
Sellers, Ron	WR	34	Florida State	1969-71	35	30
Serwanga, Kato	CB	31	California	1998-2000	31	3
Seymour, Richard	**DE**	**93**	**Georgia**	**2001**	**13**	**10**
Shaw, Harold	FB	44	Southern Mississippi	1998-2000	35	0
Shaw, Sedrick	RB	23	Iowa	1997-98	14	1
Shaw, Terrance	CB	22	Stephen F. Austin	2001	13	3
Shegog, Ron	SS	42	Austin Peay	1987	3	3
Sherman, Tom	QB-DB	14	Penn State	1968-69	18	7
Shiner, Dick	QB	11	Maryland	1973-74	4	0
Shoate, Rod	LB	56	Oklahoma	1975-81	76	65
Shonta, Chuck	DB	34	Eastern Michigan	1960-67	14	14
Shorts, Peter	DE	90	Illinois State	1989	1	0
Sievers, Eric	TE	85	Maryland	1989-90	24	6
Simerson, John	OT	75	Purdue	1961	10	NA
Simmons, Tony	WR	81	Wisconsin	1998-2000	38	9
Sims, Kenneth	DE	77	Texas	1982-89	74	64
Singer, Karl	OT	68	Purdue	1966-68	39	0
Singleton, Chris	LB	55	Arizona	1990-93	33	22
Sisson, Scott	K	9	Georgia Tech	1993	13	0
Skene, Doug	G	74	Michigan	1994	6	6
Slade, Chris	LB	53	Virginia	1993-2000	127	108
Small, Torrance	WR	84	Alcorn State	2001	3	0
Smerlas, Fred	NT	76	Boston College	1991-92	32	1
Smith, Antowain	**RB**	**32**	**Houston**	**2001**	**16**	**15**
Smith, Donnell	DE	65	Southern	1973-74	21	0
Smith, Hal	DT	70	UCLA	1960	10	NA
Smith, John	K	1	Southhampton (England)	1974-83	116	0
Smith, Otis	**CB**	**45**	**Missouri**	**1996, 2000-01**	**42**	**35**
Smith, Ricky	DB	27	Alabama State	1982-84	26	0
Smith, Rod	DB	22	Notre Dame	1992-94	48	17
Smith, Sean	DE	97	Georgia Tech	1990-91	17	1
Snyder, Al	WR	38	Holy Cross	1964	2	NA
Solitis, Bob	DB	42	Minnesota	1960-61	3	NA
Songin, Ed "Butch"	QB	11	Boston College	1960-61	28	NA
Spears, Ron	DE	78	San Diego State	1982-83	8	1
Spires, Greg	DE	94	Florida State	1998-2000	42	3
St. Jean, Lennie	OG	60	N. Michigan	1964-73	140	96*
Stanley, Sylvester	NT	63	Michigan	1994	7	0
Stanley, Walter	WR	81	Colorado	1992	13	0
Starring, Stephen	WR	81	McNeese	1983-87	72	33
Staurovsky, Jason	K	4	Tulsa	1988-91	42	0
Steinfort, Fred	K	5	Boston College	1983	9	0
Stenger, Brian	LB	59	Notre Dame	1973	10	2
Stephens, Calvin	G	68	South Carolina	1992	14	1
Stephens, John	RB	44	NW Louisiana State	1988-92	76	59
Stephens, Tom	DB-TE	45	Syracuse	1960-64	49	NA
Stevens, Matt	S	26	Appalachian State	2000-01	16	4
Stingley, Darryl	WR	84	Purdue	1973-77	60	53
Stokes, Eric	C-G	78	Northeastern	1987	1	1

Patriots All-Time Roster

Name	Pos.	#	College	Years	GP	GS
Stolberg, Eric	WR	19	Indiana	1971	0	0
Striegal, Bill	LB	72	College of Pacific	1960	5	NA
Stuckey, Shawn	LB	93	Troy State	1998	6	0
Studstill, Pat	P	2	Houston	1972	14	0
Sturt, Fred	G	63	Bowling Green	1976-78	29	0
Suci, Bob	DB	21	Michigan State	1963	14	NA
Sullivan, Chris	**DE**	**74**	**Boston College**	**1996-99, 2001**	**63**	**20**
Swanson, Terry	P	36	Massachusetts	1967-68	24	0
Sweet, Joe	WR	81	Tennessee State	1974	4	0
Sykes, Alfred	WR	13	Florida A&M	1971	4	1
Taliaferro, Mike	QB	17	Illinois	1968-71	32	25
Tanner, John	LB-DE	53	Tennessee Tech	1973-74	27	2
Tardits, Richard	LB	53	Georgia	1990-92	27	1
Tarver, John	RB	36	Colorado	1972-74	31	15
Tatupu, Mosi	RB	30	Southern Cal	1978-90	194	22
Taylor, Gene	WR	82	Fresno State	1991	1	0
Taylor, Greg	RB	45	Virginia	1982	1	0
Taylor, Kitrick	WR	49	Washington State	1989	4	0
Tharpe, Larry	OT	77	Tennessee State	1996	0	0
Thomas, Ben	DE	99	Auburn	1985	15	0
Thomas, Blair	RB	32	Penn State	1994	3	0
Thomas, Donnie	LB	51	Indiana	1976	3	1
Thomas, Gene	RB	22	Florida A&M	1968	9	4
Thomas, Henry	DT	95	Louisiana State	1997-2000	64	52
Thompson, Leroy	RB	36	Penn State	1994	16	1
Thompson, Reyna	CB	21	Baylor	1993	15	6
Timpson, Michael	WR	83	Penn State	1989-94	70	25
Tippett, Andre	LB	56	Iowa	1982-88, 90-93	151	139
Tipton, Dave	NT	60	Western Illionis	1975-76	12	0
Toler, Ken	WR	82	Mississippi	1981-82	25	0
Toner, Ed	DT	75	Massachusetts	1967-70	26	0
Towns, Bobby	DB	34	Georgia	1961	2	NA
Trull, Don	QB	19	Baylor	1967	7	3
Tucker, Erroll	DB	21	Utah	1989	5	0
Tuitele, Maugaula	**LB**	**58**	**Colorado State**	**2000-01**	**2**	**0**
Tupa, Tom	P	19	Ohio State	1996-97	48	0
Turner, Bake	WR	40	Texas Tech	1970	14	13
Turner, Bill	DE	74	Boston College	1987	2	0
Turner, Kevin	RB	34	Alabama	1992-94	48	19
Turner, T.J.	LB	99	Michigan State	2001	2	0
Twombly, Darren	C	64	Boston College	1987	1	1
V						
van Eeghen, Mark	RB	34	Colgate	1982-83	24	16
Vataha, Randy	WR	18	Stanford	1971-76	82	44
Vaughn, Jon	RB	24	Michigan	1991-92	32	7
Veris, Garin	DE	90	Stanford	1985-88, 90-91	78	46
Viaene, David	OT	70	Minnesota-Duluth	1989-90	20	8
Villa, Danny	OT	75	Arizona State	1987-91, 97	75	62
Vinatieri, Adam	**K**	**4**	**South Dakota State**	**1996-2001**	**96**	**0**
Virkus, Scott	DE	70	San Francisco CC	1984	5	0
Vrabel, Mike	**LB**	**50**	**Ohio State**	**2001**	**16**	**12**
W						
Wagner, Bryan	P	9	Cal State-Northridge	1991, 95	8	0
Walker, Bruce	NT/DT	91	UCLA	1994-95	11	4
Walker, Mike	K	12	None	1972	8	0
Walter, Ken	**P**	**13**	**Kent State**	**2001**	**11**	**0**
Ward, David	LB	94	Southern Arkansas	1989	16	0
Warren, Lamont	RB	27	Colorado	1999	16	2
Washington, Clyde	DB	31	Purdue	1960-61	27	NA
Washington, John	DT	76	Oklahoma State	1993	16	13
Washington, Mark	CB	46	Morgan State	1979	12	0
Washington, Mickey	CB	21	Texas A&M	1990-91	25	4
Watson, Dave	G	67	Georgia Tech	1963-64	28	NA
Weathers, Robert	RB	24	Arizona State	1982-86	44	6
Weathers,Clarence	WR	82	Delaware State	1983-84	25	0
Webb, Don	DB	42	Iowa State	1961-71	134	60*
Webster, George	LB	90	Michigan State	1974-76	37	25

Patriots All-Time Roster

Name	Pos.	#	College	Years	GP	GS
Weisacosky, Ed	LB	66	Miami (Fla.)	1971-72	28	23
Weishuhn, Clayton	LB	53	Angelo State	1982-84,86	30	26
Welch, Claxton	RB	43	Oregon	1973	2	1
Wells, Billy	RB	41	Michigan State	1960	12	NA
West, Mel	RB	24	Missouri	1961	4	NA
Westbrook, Don	WR	83	Nebraska	1977-81	71	1
Whalen, Jim	TE	82	Boston College	1965-69	70	27*
Wheeler, Dwight	OT	62	Tennessee State	1978-83	72	39
Wheeler, Mark	DT	97	Texas A&M	1996-98	40	31
Whigham, Larry	S	25	NE Louisiana	1994-2000	106	4
White, Adrian	S	38	Florida	1993	5	4
White, David	LB	51	Nebraska	1993	6	0
White, Harvey	QB	10	Clemson	1960	9	NA
White, Jeff	K-P	2	Texas El Paso	1973	11	0
White, Jim	DE	87	Colorado State	1972	13	6
White, Reggie	DT/NT	90	North Carolina A&T	1995	16	9
Whitingham, Fred	LB	53	Cal Poly	1970	13	0
Whitten, Todd	QB	15	Stephen F. Austin	1987	1	0
Wichard, Murray	DE	90	Frostburg State	1987	3	0
Wiggins, Jermaine	TE	85	Georgia	2001	20	8
Wilburn, Steve	DE	99	Illinois State	1987	3	3
William, J.R.	LB-C	55	Louisiana Tech	1968-70	38	2
Williams, Brent	DE	96	Toledo	1986-93	121	102
Williams, Brian	TE	49	Southern	1982	1	0
Williams, Brooks	TE	80	North Carolina	1983	13	1
Williams, Derwin	WR	82	New Mexico	1985-87	42	1
Williams, Ed	LB	54	Texas	1984-87, 90	62	10
Williams, Grant	**T**	**76**	**Louisiana Tech**	**2000-01**	**29**	**12**
Williams, Jon	RB	44	Penn State	1984	9	0
Williams, Larry	G	75	Notre Dame	1992	13	9
Williams, Lester	NT	72	Miami (Fla.)	1982-85	40	13
Williams, Perry	CB	38	Clemson	1987	3	0
Williams, Toby	DE	90	Nebraska	1983-88	80	56
Wilson, Curtis	OC	75	Missouri	1989	0	0
Wilson, Darrell	DB	47	Connecticut	1981	1	0
Wilson, Darryal	WR	48	Tennessee	1983	9	0
Wilson, David	DB	26	California	1992	1	0
Wilson, Ed	QB	12	Arizona State	1965	14	NA
Wilson, Jerrel	P	4	Southern Mississippi	1978	14	0
Wilson, Joe	RB	23	Holy Cross	1974	12	0
Wilson, Marc	QB	15	Brigham Young	1989-90	30	10
Windsor, Bob	TE	86	Kentucky	1972-75	48	44
Wirgowski, Dennis	DE	70	Purdue	1970-72	37	36
Witt, Mel	DT	71	Arlington State	1967-70	35	14
Wohlabaugh, Dave	C	64	Syracuse	1995-98	57	57
Wonsley, George	RB	53	Mississippi State	1989	5	0
Woods, Carl	RB	34	Vanderbilt	1987	2	0
Woody, Damien	**C**	**65**	**Boston College**	**1999-2001**	**48**	**47**
Wooten, Ron	OG	61	North Carolina	1982-88	98	96
Wren, Darryl	CB	27	Pittsburg (Kan.) State	1993-94	33	5
Wright, Elmo	WR	17	Houston	1975	8	4
Wyman, Devin	DT	72	Kentucky State	1996-98	15	4
Y						
Yancy, Carlos	CB	40	Georgia	1995	4	0
Yates, Bob	OT-G-C	50	Syracuse	1960-65	67	NA
Yewcic, Tom	P-QB	14	Michigan State	1961-66	77	NA
Z						
Zabel, Steve	LB	54	Oklahoma	1975-78	50	48
Zackery, Tony	FS	25	Washington	1990-91	19	0
Zamberlin, John	LB	54	Pacific Lutheran	1979-82	56	15
Zendejas, Joaquin	K	2	LaVerne (Calif.)	1983	2	0
Zolak, Scott	QB	16	Maryland	1992-98	53	7

2002

Rd	Player	Pk	Pos	College
1	Daniel Graham	21	TE	Colorado
2	Deion Branch	65	WR	Louisville
4a	Rohan Davey	117	QB	LSU
4b	Jarvis Green	126	DE	LSU
7a	Antwoine Womack	237	RB	Virginia
7b	David Givens	253	WR	Notre Dame

2002 Draft Notes

1 Choice was acquired from Washington for the Patriots first round pick (32nd overall), third round pick (96th) and seventh round pick (234th) of the 2002 draft.
4a Choice obtained from the Denver Broncos in exchange for the Patriots 2002 fourth round pick (131st overall) and fifth round (144th).
4b Choice was acquired from Green Bay for WR Terry Glenn.
7a Choice obtained from the Dallas Cowboys, along with 2003 fifth round choice, in exchange for the Patriots 2002 fifth round pick (168th overall).

2001

Rd	Player	Pk	Pos	College
1	Richard Seymour	6	DT	Georgia
2	Matt Light	48	OL	Purdue
3	Brock Williams	86	CB	Notre Dame
4a	Kenyatta Jones	96	OL	South Florida
4b	Jabari Holloway	119	TE	Notre Dame
5	Hakim Akbar	163	S	Washington
6a	Arther Love	180	TE	South Carolina State
6b	Leonard Myers	200	CB	Miami (Fla.)
7a	Owen Pochman	216	K	Brigham Young
7b	T.J. Turner	239	LB	Michigan State

2001 Draft Notes

2 Choice from Detroit (NE acquires Detroit's 2001 second round (48 overall - OL Matt Light) pick for the Patriots 2001 second round (50 overall, from Pittsburgh) pick and sixth round (173 overall, from San Francisco) pick
3 Choice from Minnesota (NE trades third round selection - 69 overall to Minnesota for their third round pick - 86 overall and fourth round selection - 119 overall)
4a Choice from San Diego (NE trades fourth round selection - 112 overall and fifth round selection - 139 overall to San Diego for their fourth round pick - 96th overall)
4b (choice from Minnesota in previously mentioned trade)
5, 6b and 7b denote compensatory picks obtained from the NFL.
6a Choice from Detroit (NE trades fifth round selection-149 overall to Detroit for their sixth round pick-180 overall and their seventh round pick-216 overall)
7a (choice from Detroit in previously mentioned trade)

2000

Rd	Player	Pk	Pos	College
1	Choice to N.Y. Jets	16		
2	Adrian Klemm	46	T	Hawaii
3	J.R. Redmond	76	RB	Arizona State
4a	J'Juan Cherry		CB	Arizona State
4b	Greg Robinson-Randall	127	T	Michigan State
5a	Dave Stachelski	141	TE	Boise State
5b	Jeff Marriott	161	DT	Missouri
6a	Antwan Harris	187	CB	Virginia
6b	Tom Brady	199	QB	Michigan
6c	David Nugent	201	DT	Purdue
7a	Choice to San Francico from Philadelphia			
7b	Casey Tisdale	226	LB	New Mexico
7c	Patrick Pass	239	RB	Georgia

2000 Draft Notes

1 Pick awarded to the NY Jets for Bill Belichick .
4a CB J'Juan Cherry was selected by the Patriots in the 1999 Supplemental Draft (9/3/99).
4b, 6b, 6c and 7c denote compensatory picks obtained from the NFL.
5b (from the St. Louis Rams for DE Mike Jones)
7a (from the Philadelphia Eagles for WR Dietrich Jells and Patriots traded pick to San Francisco for a sixth round pick in 2001)

1999

Rd	Player	Pk	Pos	College
1a	Damien Woody	17	C	Boston College
1b	Choice to Seattle	20		
1c	Andy Katzenmoyer	28	LB	Ohio State
2a	Kevin Faulk	46	RB	LSU
2b	Choice to Tennessee	52		
3a	Choice to Seattle	82		
3b	Tony George	91	DB	Florida
4	Choice to Tennessee	117		
5	Derrick Fletcher	154	OL	Baylor
6a	Marcus Washington	180	DB	Colorado
6b	Choice to Seattle	191		
7a	Michael Bishop	227	QB	Kansas State
7b	Sean Morey	241	WR	Brown

1999 Draft Notes

1b Choice to Seattle - (NE trades picks-20th, 82nd and 191st overall for Seattle's 1999 1st round pick-17th overall)
1c (from NY Jets in compensation for Bill Parcells)
2b Choice to Tennessee - (NE trades picks-52nd and 117th overall for Tennessee's 1999 2nd round pick-46th overall)
3a (choice to Seattle in previously mentioned trade)
3b (from Minnesota Vikings in a trade for CB Jimmy Hitchcock)
4 (choice to Tennessee in previously mentioned trade)
6a (from Baltimore Ravens in a trade for TE Lovett Purnell)
6b (choice to Seattle in previously mentioned trade)
7b (from the NFL as compensation for losing free agent FBs Keith Byars and Sam Gash)

1998

Rd	Player	Pk	Pos	College
1a	Robert Edwards	18	RB	Georgia
1b	Tebucky Jones	22	DB	Syracuse
2a	Tony Simmons	52	WR	Wisconsin
2b	Rod Rutledge	54	TE	Alabama
3a	Chris Floyd	81	FB	Michigan
3b	Greg Spires	83	DE	Florida State
4	Leonta Rheams	115	DT	Houston
5	Ron Merkerson	145	LB	Colorado
6	Harold Shaw	176	RB	Southern Mississippi
7	Jason Andersen	211	OL	Brigham Young

1998 Draft Notes

1a (from NY Jets in compensation for Curtis Martin)
2a (from NY Jets in compensation for Bill Parcells)
3a (from NY Jets in compensation for Curtis Martin)

1997

Rd	Player	Pk	Pos	College
1	Chris Canty	29	DB	Kansas State
2	Brandon Mitchell	59	DT	Texas A&M
3a	Sedrick Shaw	61	RB	Iowa
3b	Chris Carter	89	DB	Texas
4a	Damon Denson	97	OL	Michigan
4b	Ed Ellis	125	OL	Buffalo
5	Vernon Crawford	159	LB	Florida State
6	Tony Gaiter	192	WR	Miami (Fla.)
7	Scott Rehberg	230	OL	Central Michigan

1997 Draft Notes

3a (from NY Jets in compensation for Bill Parcells)
4a (from NY Jets in compensation for Bill Parcells)

1996

Rd	Player	Pk	Pos	College
1	Terry Glenn	7	WR	Ohio State
2a	Lawyer Milloy	36	DB	Washington
2b	Choice to Oakland			
3a	Choice to Kansas City			
3b	Choice to Detroit			
3c	Tedy Bruschi	86	LB	Arizona
4a	Heath Irwin	101	G	Colorado
4b	Chris Sullivan	119	DE	Boston College
4c	Kantroy Barber	124	FB	West Virginia
5a	John Elmore	139	G	Texas
5b	Christian Peter	149	DT	Nebraska
6a	Chris Griffin	173	TE	New Mexico
6b	Mario Grier	195	RB	Tenn.-Chattanooga
6c	Devin Wyman	206	DT	Kentucky State
7a	Lovett Purnell	216	TE	West Virginia
7b	J.R. Conrad	247	G	Oklahoma

1996 Draft Notes

2b Choice to Oakland - (NE trades pick-57th overall for Oakland's 1996 third round selection-76th overall, 1996 fourth-round selection-124th overall and fifth-round selection-149th overall)
3a Choice to Kansas City - (NE trades pick for Kansas City's 1995 4th round selection, 112 overall--Dave Wohlabaugh)
3b Choice to Detroit - (NE trades pick-76th overall to Detroit for their third round selection-86th overall, fourth-119th overall and sixth round-195th overall selections)
3c (from Detroit in previously mentioned trade)
4b (from Detroit in previously mentioned trade)
4c (from S.F. through Oakland in previously mentioned trade)
5b (from Oakland in previously mentioned trade)
6b (from Detroit in previously mentioned trade)
6c Compensatory Pick
7b Compensatory Pick

1995

Rd	Player	Pk	Pos	College
1	Ty Law	23	CB	Michigan
2	Ted Johnson	57	LB	Colorado
3a	Curtis Martin	74	RB	Pittsburgh
3b	Jimmy Hitchcock	88	CB	North Carolina
4a	David Wohlabaugh	112	C	Syracuse
4b	Choice to Pittsburgh			
5	Choice to Houston			
6	Dino Philyaw	195	RB	Oregon
7	Carlos Yancy	234	CB	Georgia

1995 Draft Notes

3a (from Eagles in compensation for FB Kevin Turner)
4a (from Kansas City for Patriots 1996 third round pick)
4b (NE trades its pick, 120th overall, to Pittsburgh for RB Leroy Thompson)
5 (NE loses its pick 159th overall by signing restricted free agent DE Tim Roberts)
7 (from Cleveland in exchange for the Patriots 231st selection)

1994

Rd	Player	Pk	Pos	College
1	Willie McGinest	4	LB	Southern Cal
2	Kevin Lee	35	WR	Alabama
3a	Choice to San Diego			
3b	Ervin Collier	78	NT	Florida A&M
3c	Joe Burch	90	C	Texas Southern
4a	Choice to Arizona			
4b	John Burke	121	TE	Virginia Tech
5a	Choice to San Diego			
5b	Pat O'Neill	135	P	Syracuse
6a	Steve Hawkins	166	WR	Western Michigan
6b	Max Lane	168	OT	Navy
7a	Jay Walker	198	QB	Howard
7b	Marty Moore	222	LB	Kentucky

1994 Draft Notes

3a (NE trades its pick, 70th overall, and its fifth round pick, 137th overall, for San Diego's third round choice, 78th overall, and RB Marion Butts)
3b (from San Diego in trade described earlier)
3c (from Miami, along with a 1993 draft pick, Todd Rucci, in exchange for WR Irving Fryar)
4a (NE trades its pick, 107 overall, to Arizona for its fourth round pick from Miami, 121 overall, and its fifth round pick from LA Rams, 135 overall)
4b (from Miami through Arizona in trade described earlier)
5a (choice to San Diego in trade described earlier)
5b (from LA Rams through Arizona in trade described earlier)
6b (from Seattle in the trade for Jon Vaughn)
7b (from Dallas in exchange for QB Hugh Millen)

1993

Rd	Player	Pk	Pos	College
1	Drew Bledsoe	1	QB	Washington St.
2a	Chris Slade	31	LB	Virginia
2b	Todd Rucci	51	OL	Penn State
2c	Vincent Brisby	58	WR	NE Louisiana
4a	Kevin Johnson	86	NT	Texas Southern
4b	Corwin Brown	110	DB	Michigan
5a	Scott Sisson	113	K	Georgia Tech
5b	Richard Griffith	138	TE	Arizona
6	Lawrence Hatch	142	DB	Florida
8	Troy Brown	198	WR/KR	Marshall

1993 Draft Notes

2b (from Miami, along with a 1994 draft pick, in exchange for WR Irving Fryar)
2c (as a result of the L.A. Raiders passing on their selection in the second round, the Patriots' first selection of the third round reverted to being the 27th pick in the second round)
4b (from Green Bay in exchange for RB John Stephens. The Patriots then traded that pick, 15th in round and 99th overall, to San Diego in exchange for the Chargers' 1993 fourth round, 110th pick and a 1993 fifth round, 138th pick)
5b (from San Diego in the above mentioned trade)

1992

Rd	Player	Pk	Pos	College
1	Eugene Chung	13	OL	Virginia Tech
2	Rod Smith	35	DB	Notre Dame
3a	Todd Collins	64	LB	Carson-Newman
3b	Kevin Turner	71	RB	Alabama
4a	Dion Lambert	90	CB	UCLA
4b	Darren Anderson	93	CB	Toledo
5	Dwayne Sabb	116	LB	New Hampshire
6	Tracy Boyd	165	OG	Elizabeth City St.
7a	Wayne Hawkins	176	WR	Southwest St.
7b	Jim Gray	194	DT	West Virginia
8a	Scott Lockwood	204	RB	Southern Cal.
8b	Sam Gash	205	RB	Penn State
9	David Dixon	232	DT	Arizona State
10a	Turner Baur	261	TE	Stanford
10b	Steve Gordon	277	OC	California
11	Mike Petko	288	LB	Nebraska
12	Freeman Baysinger	333	WR	Humboldt State

1992 Draft Notes

1 (from Dallas, along with a third round pick in 1992, in exchange for Patriots' first round, 19th pick from Atlanta, second round, 37th pick and fourth round, 104th pick from Atlanta)
2 (acquired from Phoenix in exchange for Patriots' second round, 46th pick from Atlanta and fourth round, 100th pick from L.A. Raiders in 1991)
3b (acquired from Dallas through Minnesota, along with first round pick in 1992, in exchange for a first round, 19th pick from Atlanta, second round, 37th pick and fourth round, 104th pick from Atlanta in 1992)
4a (acquired from San Diego in a 1991 draft day trade in exchange for a fifth round, 127th pick from Pittsburgh in 1991)
5 (acquired from Tampa Bay in a trade during 1991 season in exchange for LB Jesse Solomon)
6 (acquired from Detroit, along with seventh round pick in 1992, a 10th round pick in 1992 and a 12th round pick in 1992, in exchange for Patriots' sixth round, 145th pick from Phoenix, in 1992)
7b (acquired from Detroit in earlier listed trade)
8a (acquired from Cleveland in exchange for OG Fred Childress)
10b (acquired from Detroit in earlier listed trade)
12 (acquired from Detroit -- see sixth round details)

1991

Rd	Player	Pk	Pos	College
1a	Pat Harlow	11	T	Southern California
1b	Leonard Russell	14	RB	Arizona State
2	Jerome Henderson	41	CB	Clemson
3	Calvin Stephens	56	G	South Carolina
4	Scott Zolak	84	QB	Maryland
5a	Jon Vaughn	112	RB	Michigan
5b	Ben Coates	124	TE	Livingstone College
6	David Key	140	CB	Michigan
7	Blake Miller	168	C	Louisiana State
8	Harry Colon	196	SS	Missouri
9	O'Neil Glenn	224	G	Maryland
10	Randy Bethel	251	TE	Miami (Fla.)
11a	Vincent Moore	279	WR	Tennessee
11b	Paul Alsbury	303	P	SW Texas State
12	Timothy Edwards	307	DT	Delta State

1991 Draft Notes

1a (Patriots traded their first round selection, 1st pick, for Cowboys' first round selection, 11th pick, and Dallas' second round selection, 41st pick)
1b (choice from Dallas in exchange for Patriots' 1st round, 17th pick acquired from Houston, and Patriots' 1991 4th round, 110th pick, acquired from Buffalo in 1990)
2 (choice from Dallas in previously mentioned trade)
5b (choice from L.A. Raiders through Dallas, along with a 4th round pick in 1992, in exchange for Patriots' 1991 4th round selection, 100th pick, acquired from Pittsburgh)
11b (choice from San Diego through the L.A. Raiders, along with a 4th round selection in 1992, in exchange for Patriots' 1991 5th round selection, 127th pick, acquired from Pittsburgh)

1990

Rd	Player	Pk	Pos	College
1a	Chris Singleton	8	LB	Arizona
1b	Ray Agnew	10	DE	North Carolina State
2	Choice to Seattle			
3a	Tom Hodson	59	QB	Louisiana State
3b	Greg McMurtry	80	WR	Michigan
5a	Junior Robinson	110	DB	East Carolina
5b	Jon Melander	113	OT	Minnesota
5c	James Gray	120	RB	Texas Tech
6	Choice to Dallas			
7	Choice to Buffalo			
8	Choice to Dallas			
9	Shawn Bouwens	226	OG	Nebraska - Wesleyan
10	Anthony Landry	253	RB	Stephen F. Austin
11	Sean Smith	280	DE	Georgia Tech
12a	Ventson Donelson	309	DB	Michigan St.
12b	Blaine Rose	322	OG	Maryland

1990 Draft Notes

1a (Patriots traded their 1st round, third overall, and 2nd round, 29th overall pick for Seahawks' two 1st round selections, 8th and 10th picks and Seattle's 3rd round pick)
1b (choice from Seattle in previously mentioned trade)
3b (acquired from Dallas along with Cowboys' 7th round pick, later traded to Buffalo and the Cowboys' 5th round, 120th pick, in exchange for Patriots' 3rd round selection, originally Seattle's, NE's 6th round, 143rd pick, and 8th round, 197th pick)
5a (choice from Washington, along with Redskins' 2nd pick in the 5th round, which was later traded to Denver, in exchange for Patriots' 4th round, 86th pick)
5c (choice from Dallas in previously mentioned trade)
12b (choice from Buffalo, along with a 4th round pick in 1991, in exchange for Patriots' two 7th round picks in 1990, one of which came from Dallas)

1989

Rd	Player	Pk	Pos	College
1	Hart Lee Dykes	16	WR	Oklahoma State
2	Eric Coleman	43	DB	Wyoming
3a	Marv Cook	63	TE	Iowa
3b	Chris Gannon	73	DE	S.W. Louisiana
4a	Maurice Hurst	96	DB	Southern
4b	Michael Timpson	100	WR	Penn State
5	Choice to Green Bay			
6	Choice to LA Raiders			
7a	Eric Lindstrom	178	LB	Boston College
7b	Choice to San Diego			
8a	Rodney Rice	211	DB	Brigham Young
8b	Tony Zackery	224	DB	Washington
9a	Darron Norris	241	RB	Texas
9b	Curtis Wilson	248	OC	Missouri
10	Emanuel McNeil	268	NT	Tenn.-Martin
11	Tony Hinz	295	FB	Harvard
12	Aaron Chubb	325	LB	Georgia

1989 Draft Notes

3a (choice from Tampa Bay for Stephen Starring trade of 1988)
4a (from Washington for Patriots 5th-round pick of 1988)
5 (127th pick, sent to Green Bay through Cleveland as part of 1988 trade for Mike Baab)
6 (Patriots traded their 6th round, 157th pick, for Raiders' 6th round pick, 166, and NE gains Raiders' 8th round, 224th pick)
7a (from Raiders as part of Brian Holloway trade of 1987)
7b (sent to San Diego for Thomas Benson trade of 1988)
8b (from Raiders as part of draft-day trade exchanging 6th round picks; originally San Francisco's pick)
9b (from Minnesota for Patriots' 11th-round pick of 1988)

1988

Rd	Player	Pk	Pos	College
1	John Stephens	17	RB	Northwestern (La.) St.
2	Vincent Brown	43	LB	Miss. Valley St.
3	Tom Rehder	69	T	Notre Dame
4a	Tim Goad	87	NT	North Carolina
4b	Sammy Martin	97	WR/KR	LSU
4c	Teddy Garcia	100	K	Northeast Louisiana
5	Troy Wolkow	115	G	Minnesota
5b	Choice to Washington			
6	Steve Johnson	154	TE	Virginia Tech
7	Darryl Usher	181	WR/KR	Illinois
8	Choice to Chicago			
9	Neil Galbraith	240	CB	Central (Ok.) St.
10	Rodney Lossow	267	C	Wisconsin
11	Marvin Allen	294	RB	Tulane
11b	Choice to Minnesota			
12	Dave Nugent	321	NT	Boston College

1988 Draft Notes

4a (from Tampa Bay in exchange for NE's 1987 fifth-round pick)
4b (from Minnesota in 1987 trade for QB Rich Gannon)
5b (Patriots selection 127th traded to Washington in exchange for Redskins' fourth-round choice in 1989)
8 (Patriots selection 236th to Chicago as part of QB Doug Flutie trade)
10 (from L.A. Raiders as part of 1987 trade for OT Brian Holloway)
11b (Patriots selection 296th traded to Minnesota in exchange for Vikings' ninth-round choice in 1989)

1987

Rd	Player	Pk	Pos	College
1	Bruce Armstrong	23	OT	Louisville
2	Choice to Tampa Bay			
3a	Bob Perryman	79	RB	Michigan
3b	Choice to LA Raiders			
4a	Rich Gannon	98	QB-RB	Delaware
4b	Derrick Beasley	102	DB	Winston-Salem
4c	Tim Jordan	107	LB	Wisconsin
5a	Danny Villa	113	OT	Arizona State
5b	Tom Gibson	116	DE	Northern Arizona
6	Gene Taylor	163	WR	Fresno State
7	Choice to Tampa Bay			
8	Choice to Kansas City			
9	Choice to Tampa Bay			
10	Choice to LA Raiders			
11	Carlos Reveiz	302	K	Tennessee
12	Elgin Davis	330	RB	Central Florida

1987 Draft Notes

2 (Patriots' selection 51 overall traded to Tampa Bay as part of OT-OG Sean Farrell trade which also included 7th and 9th round picks in the 1987 draft)
3b (Patriots trade 81st overall selection and 10th round pick, 275 overall, to LA Raiders for Raiders' two fourth round picks, 98 and 102 overall; 81st overall pick originally from Washington for WR Ricky Sanders trade)
4a Choice from LA Raiders in trade mentioned above)
4b Choice from LA Raiders in trade mentioned above)
5a (choice from San Diego for DB Vencie Glenn trade)
5b (choice from Tampa Bay for Patriots' 6th round pick in 1986)
7 (Patriots' selection 191 overall traded to Tampa Bay as part of Sean Farrell trade)
8 (Patriots' selection 219 overall traded to Kansas City for TE Willie Scott)
9 (Patriots' selection 247 overall traded to Tampa Bay as part of OT Sean Farrell trade)
10 (Patriots' selection, 275 overall, and 3rd round pick, 81 overall, traded to LA Raiders for two fourth round picks, 98 and 102 overall)

1986

Rd	Player	Pk	Pos	College
1	Reggie Dupard	26	RB	Southern Methodist
2a	Mike Ruth	42	NT	Boston College
2b	Vencie Glenn	54	DB	Indiana State
3	Patriots' selection 81 overall forfeited			
4	Scott Gieselman	109	TE	Boston College
5	Greg Robinson	137	OL	Sacramento St.
6	Choice to Tampa Bay			
7a	Ray McDonald	187	WR	Florida
7b	Brent Williams	193	DE	Toledo
8	Greg Baty	220	TE	Stanford
9	George Colton	248	OG	Maryland
10	Cletis Jones	276	RB	Florida State
11	Gene Thomas	303	WR	U of Pacific
12	Don McAulay	330	K	Syracuse

1986 Draft Notes

2a (choice from Seattle as part of Bob Cryder trade of 1984)
6 (Patriots' selection 164 overall traded to Tampa Bay for Buccaneers' fifth-round pick in 1987)
7a (choice from San Francisco as part of Matt Cavanaugh trade of 1983)

1985

Rd	Player	Pk	Pos	College
1a	Choice to San Francisco			
1b	Trevor Matich	28	OC	BYU
2a	Garin Veris	48	DE	Stanford
2b	Jim Bowman	52	DB	Central Michigan
2c	Ben Thomas	56	DE	Auburn
3a	Choice to San Francisco			
3b	Audrey McMillian	84	DB	Houston
4a	Tom Toth	102	OT	Western Michigan
4b	Gerard Phelan	108	WR	Boston College
5	Choice to Cincinnati			
6	Choice to Philadelphia			
7a	Choice to LA Raiders			
7b	Choice to LA Raiders			
8a	Choice to Atlanta			
8b	Miford Hodge	224	DE	Washington St.
9	Choice to Pittsburgh			
10	Choice to Denver			
11	Paul Lewis	296	RB	Boston University
12	Tony Mumford	328	RB	Penn State

1985 Draft Notes

1a (Patriots trade their 1st round choice, 16th overall, along with their third round choice, 75th overall, to San Francisco for their first, 28th overall, second 56th overall, and third round, 84th overall, picks)
1b (choice from San Francisco in trade mentioned above)
2b (choice from LA Raiders part of Mike Haynes deal of 1983)
2c (choice from San Francisco in trade mentioned above)
3a (choice to San Francisco in trade mentioned above)
3b (choice from San Francisco in trade mentioned above)
4b (choice from LA Raiders part of Shelby Jordan deal of 1983)
5 (choice to Cincinnati as part of WR Irving Fryar tradeup deal of 1984)
6 (choice to Philadelphia as part of K Tony Franklin deal of 1984)
7a (choice to LA Raiders as part of the Mike Haynes deal of 1983)
8a (choice to Atlanta for DB Rod McSwain)
8b (choice from San Francisco part of Matt Cavanaugh deal of 1983)
9 Choice to Pittsburgh for WR Greg Hawthorne (1984)
10 Choice to Denver for P Luke Prestridge (1984)

1984

Rd	Player	Pk	Pos	College
1	Irving Fryar	1	WR	Nebraska
2	Ed Williams	43	LB	Texas
3	Jonathan Williams	70	RB	Penn State
5	Paul Fairchild	124	OG	Kansas
6	Ernest Gibson	151	DB	Furman
7a	Bruce Kallmeyer	184	K	Kansas
7b	Derwin Williams	192	WR	New Mexico
8	James Keyton	211	OT	Arizona State
9a	Scott Bolzan	238	OT	Northern Illinois
9b	David Windham	251	LB	Jackson State
11	Charlie Flager	292	OG	Washington St.
12	Harper Howell	319	TE	UCLA
	SUPPLEMENTAL DRAFT:			
1	Ricky Sanders	16	WR	SW Texas St.
2	Eric Jordan	43	RB	Purdue
3	Walter Lewis	70	QB	Alabama

1984 Draft Notes

7b (choice from San Fran. for CB Ricky Smith)
9b (choice from Washington for DE Tony McGee

1983

Rd	Player	Pk	Pos	College
1	Tony Eason	15	QB	Illinois
2	Darryal Wilson	47	WR	Tennessee
3a	Stephan Starring	74	WR	McNeese St.
3b	Steve Moore	80	OL	Tennessee St.
4	Johnny Rembert	101	LB	Clemson
5a	Smiley Creswell	118	DE	Michigan St.
5b	Darryl Lewis	128	TE	Texas-Arlington
6	Mike Bass	155	K	Illinois
7	Craig James	187	RB	SMU
	Washington-USFL			
8	Ronnie Lippett	214	DB	Miami (FL)
9a	Ricky Williams	233	RB	Langston
9b	Mark Keel	240	TE	Arizona
	Arizona—USFL			
10a	James Williams	264	TE	Wyoming
10b	Toby Williams	265	DE	Nebraska
10c	Tom Ramsey	267	QB	UCLA
	Los Angeles—USFL			
11a	Steve Parker	292	WR	Abilene Christian
11b	Calvin Eason	294	DB	Houston
12a	Waddell Kelly	319	RB	Arkansas St.
12b	Andy Ekern	326	OT	Missouri

1983 Draft Notes

3b (choice from S.D. in Tim Fox trade)
5a (choice from Chicago in LB Rod Shoate trade)
9a (choice from New Orleans)
10a (choice from NY Giants in LB Bill Matthews trade)
10b (choice from New Orleans)
11a (choice from New Orleans)
12a (choice from New Orleans)

1982

Rd	Player	Pk	Pos	College
1a	Ken Sims	1	DE	Texas
1b	Lester Williams	27	DT	Miami (FL)
2a	Robert Weathers	40	RB	Arizona St.
2b	Andre Tippett	41	LB	Iowa
2c	Darryl Haley	55	OT	Utah
3a	Cedric Jones	56	WR/KR	Duke
3b	Clayton Weishuhn	60	LB	Angelo St.
4a	George Crump	85	DE	East Carolina
4b	Brian Ingram	111	LB	Tennessee
5	Fred Marion	112	DB	Miami (FL)
6	Ricky Smith	141	DB	Alabama State
7	Jeff Roberts	168	LB	Tulane
8	Ken Collins	197	LB	Washington St.
9	Kelvin Murdock	224	WR	Troy State
10	Brian Clark	253	K	Florida
11a	Used to select WR Chy Davidson of Rhode Island in 1981 supplemental draft.			
11b	Steve Sandon	296	QB	Northern Iowa
12	Greg Taylor	308	WR/KR	Virginia

1982 Draft Notes

1b (choice from San Francisco in TE Russ Francis deal)
2a (choice from San Diego in FS Tim Fox deal)
2b (choice from San Francisco in TE Russ Francis deal)
2c (choice from San Francisco in TE Russ Francis deal)
3b (choice from Seattle for RB Horace Ivory)
4b (choice from San Francisco in TE Russ Francis deal)
11b (choice from NY Giants for DB Bill Currier)

1981

Rd	Player	Pk	Pos	College
1	Brian Holloway	19	OT	Stanford
2	Tony Collins	47	RB/KR	East Carolina
3	Choice to Minnesota			
4	Don Blackmon	102	LB	Tulsa.
5	Steve Clark	130	DE	Kansas State
6	Ron Wooten	157	OG	North Carolina
7	Ken Toler	185	WR	Mississippi
8a	Ken Naber	194	P	Stanford
8b	Lin Dawson	212	TE	North Carolina St.
9	Choice to Detroit			
10	Choice to Cleveland			
11	Brian Buckley	295	QB	Harvard
12	Cris Crissy	323	DB/KR	Princeton

1981 Draft Notes

3 (choice to Minnesota for RB Chuck Foreman)
8a (choice from N.O. for OG Sam Adams)
9 (choice to Detroit for LB Ed O'Neill)
10 (choice to Cleveland for DE Ernest Pirce)

1980

Rd	Player	Pk	Pos	College
1a	Roland James	14	DB	Tennessee.
1b	Vagas Ferguson	25	RB	Notre Dame
2	Larry McGrew	45	LB	USC
3	Steve McMichael	73	DT	Texas
4	Choice to Los Angeles			
5	Doug McDougald	124	DE	VPI
6a	Choice to Cleveland			
6b	Preston Brown	160	WR/KR	Vanderbilt
7	Tom Kearns	180	OG	Kentucky
8	Mike House	208	TE	Pacific
9	Barry Burget	235	LB	Oklahoma
10	Tom Daniel	266	OC	Georgia Tech
11	Mike Hubach	293	P	Kansas
12	Jimmy Jordan	320	QB	Florida State

1980 Draft Notes

1b (choice from Houston in OT Leon Gray deal)
4 (choice to Los Angeles in WR Harold Jackson deal)
6a (choice to Cleveland for DE Mike St. Clair)
6b (from Houston in OT Leon Gray deal)

1979

Rd	Player	Pk	Pos	College
1	Rick Sanford	25	DB	South Carolina
2	Bob Golic	52	LB	Notre Dame
3	Choice to Los Angeles			
4	Eddie Hare	106	P	Tulsa
5	John Zamberlin	135	LB	Pacific Lutheran
6	Choice to Pittsburgh			
7a	Judson Flint	177	DB	Memphis State
7b	Choice forfeited			
8	Randy Love	216	RB	Houston
9	John Spagnola	245	TE	Yale
10a	Martin Cox	270	WR	Vanderbilt
10b	Allan Clark	271	RB	Northern Arizona
11	Choice to Washington			
12	Choice to Detroit			

1979 Draft Notes

3 (choice to Los Angeles in WR Harold Jackson deal)
6 (choice to Pittsburgh for DE Dave Pureifory)
7a (choice from Washington)
10a (choice from Denver for OT Tom Neville)
12 (choice to Detroit for OT Bob McKay)

1978

Rd	Player	Pk	Pos	College
1	Bob Cryder	18	G	Alabama
2	Matt Cavanaugh	50	QB	Pittsburgh
3	Carlos Pennywell	77	WR	Grambling
4	Dwight Wheeler	102	T	Tennessee St.
5	Bill Matthews	129	LB	South Dakota St.
6	Kem Coleman	156	LB	Mississippi
7	Mike Hawkins	188	LB	Texas A&I
8a	Terry Falcon	198	G	Montana
8b	Mosi Tatupu	215	RB	Southern Calif.
9	Tim Petersen	242	LB	Arizona State
10	Bryan Ferguson	269	DB	Miami
11	Charlie Williams	296	LB	Florida
12	John Gibney	328	C	Colgate

1978 Draft Notes

8a (choice from Buffalo through Philadelphia for DB John Sanders)

1977

Rd	Player	Pk	Pos	College
1a	Raymond Clayborn	16	DB	Texas
1b	Stanley Morgan	25	WR	Tennessee
2a	Horace Ivory	44	RB	Oklahoma
2b	Don Hasselbeck	52	TE	Colorado
3	Sidney Brown	82	DB	Oklahoma
4	Gerald Skinner	109	T	Arkansas
5	Choice to St. Louis			
6	Choice to Houston			
7	Ken Smith	192	WR	Arkansas-Pine Bluff
8	Brad Benson	219	G	Penn State
9	Jerry Vogele	249	LB	Michigan
10a	John Rasmussen	276	T	Wisconsin
10b	Giles Alexander	279	DE	Tulsa
11	Ray Costict	303	LB	Mississippi State
12	Dave Preston	333	RB	Bowling Green

1977 Draft Notes

1a (choice from San Francisco for QB Jim Plunkett)
2a (choice from San Francisco for QB Jim Punkett)
10b (choice from Oakland for RB Leon McQuay)

1976

Rd	Player	Pk	Pos	College
1a	Mike Haynes	5	DB	Arizona State
1b	Pete Brock	12	C	Colorado
1c	Tim Fox	21	DB	Ohio State
2	Ike Forte	35	RB	Arkansas
3	Choice to Chicago			
4	Choice to Cleveland thru Philadelphia			
5	Choice to San Diego			
6a	Choice to New York Giants			
6b	Greg Boyd	170	DE	San Diego State
7a	Choice to Cincinnati			
7b	Perry Brooks	202	DT	Southern
8a	Choice to Philadelphia			
8b	Stu Betts	235	RB	Northern Michigan
9	Doug Beaudoin	243	DB	Minnesota
10	Ricky Feacher	270	WR	Miss. Valley
11	Donnie Thomas	298	LB	Indiana
12	Nathaniel Bell	325	DT	Tulane
13	James Jones	352	DB	Central Michigan
14	David Quehl	382	WR	Holy Cross
15	Bernard Coleman	409	WR	Bethune-Cookman
16	Clifford Brown	436	DT	Tuskegee
17	Todd Anderson	465	C	Stanford

1976 Draft Notes

1b (choice from San Francisco for QB Jim Plunkett)
1c (choice from Houston through San Francisco for QB Jim Plunkett)
3 (choice to Chicago for DE Tony McGee)
4 (choice to Cleveland thru Philadelphia for LB Steve Zabel)
5 (choice to San Diego for CB Bob Howard)
6a (choice to NY Giants for RB Leon McQuay)
6b (choice from Detroit for C Jon Morris)
7a (choice to Cincinnati for RB Doug Dressler)
7b (choice from Houston for TE Bob Adams)
8a (choice to Philadelphia for LB Steve Zabel)
8b (choice from Minnesota for C Doug Cumler)

1975

Rd	Player	Pk	Pos	College
1	Russ Francis	16	TE	Oregon
2	Rod Shoate	41	LB	Oklahoma.
3	Pete Cusick	66	DT	Ohio State.
4a	Allen Carter	86	RB	So. California
4b	Steve Burks	91	WR	Arkansas State
5a	Steve Grogan	116	QB	Kansas State
5b	Steve Freeman	117	DB	Mississippi St.
6	Choice to Detroit			
7	Lawrence Williams	172	WR	Texas Tech
8	Choice to Chicago			
9	Choice to Pittsburgh			
10	Choice to Pittsburgh			
11	Rene Garnett	272	DB	Idaho State
12a	Matt Kendon	297	DT	Idaho State
12b	Conredge Holloway	306	QB	Tennessee
13	Joe Harvey	328	DE	Northern Michigan
14	Tom Gossom	353	WR	Auburn
15	Don Clayton	378	RB	Murray State
16	Kerry Marbury	403	RB	West Virginia
17	Myke Horton	428	T	UCLA

1975 Draft Notes

4a (from San Diego through Cleveland)
5b (choice from Philadelphia for RB John Tarver)
6 (choice to Detroit for RB Leon Crosswhite)
8 (choice to Chicago for DE Tony McGee)
9 (choice to Pittsburgh for DE Craig Hanneman)
10 (choice to Pittsburgh for LB George Webster)
12b (choice from Washington)

1974

Rd	Player	Pk	Pos	College
1	Choice to San Francisco			
2a	Steve Corbett	30	G	Boston College
2b	Steve Nelson	34	LB	North Dakota St.
3	Choice to Chicago through Washington			
4	Choice to Cincinnati			
5a	Andy Johnson	113	RB	Georgia
5b	Charlie Battle	124	LB-DE	Grambling
6a	Choice to Baltimore			
6b	Chuck Ramsey	141	P	Wake Forest
7	Choice to Pittsburgh			
7b	Maury Damkroger	178	LB	Nebraska
8	Choice to Chicago			
9a	Ed McCartney	209	TE	NE Oklahoma
9b	Choice to Washington			
10	Choice to Pittsburgh			
11	Archie Gibson	268	RB	Utah State
12	Eddie Foster	296	T	Oklahoma
13	Phil Benett	321	RB	Boston College
14	Cecil Bowens	346	RB	Kentucky
15	Sam Hunt	374	LB	Stephen F. Austin
16	Lucious Selmon	399	DT	Oklahoma
17	Gary Hudson	424	DB	Boston College

1974 Draft Notes

1 (choice to San Francisco for TE Bob Windsor)
2a (choice from Chicago)
3 (choice to Chicago through Washington for DE Donnel Smith and Washington's 1974 seventh round choice)
4 (choice to Cincinnati for LB Bill Peterson)
5b (choice from Washington through New Orleans)
6a (choice to Baltimore for DB Jack Mildren)
6b (choice from Philadelphia for DE Dennis Wirgowski)
7b (choice from Washington along with LB Brad Dusek for LB Brad Dusek and the Patriots 1974 third round choice)
9a (choice from Houston for LB Steve Kiner)

1973

1a	John Hannah	4	G	Alabama
1b	Sam Cunningham	11	RB	Southern Cal
1c	Darryl Stingley	19	WR	Purdue
2	Choice to Cleveland thru N.Y. Giants			
3a	Brad Dusek	56	DB	Texas A&M
3b	Charles Davis	79	RB	Alcorn A&M
4	Allen Gallaher	82	T	So. California
5	Doug Dumler	193	C	Nebraska
6	Choice to New Orleans			
7	Choice to Miami			
8	Isaac Brown	185	RB	W. Kentucky
9	David Callaway	212	T	Texas A&M
10	Dan Ruster	238	DB	Oklahoma
11	Homer May	264	TE	Texas A&M
12	Bruce Barns	290	P	UCLA
13	Alan Lowry	316	DB	Texas
14	Raymond Hamilton	342	LB	Oklahoma
15	Conde Pugh	358	DB	Norfolk State
16	Mike Kutter	394	DE	Concordia
17	Eddie McAshan	418	QB-DB	Georgia Tech

1973 Draft Notes

1b (choice from Los Angeles for DE Fred Dryer)
1c (choice from Chicago for RB Carl Garrett)
3b (choice from Dallas for WR Ron Sellers)
6 (choice to New Orleans for LB Jim Flanigan)
7 (choice to Miami for T Wayne Mass)

1972

Rd	Player	Pk	Pos	College
1a	Choice to Minnesota as compensation for Joe Kapp			
1b	Choice to N.Y. Giants			
2a	Choice to Dallas			
2b	Tom Reynolds	49	WR	San Diego State
3a	Choice to Dallas			
3b	Jim White	73	DE	Colorado State U.
4	Choice to Dallas			
5a	Choice to Baltimore			
5b	Ron Bolton	124	DB	Norfolk State
6	Choice to Atlanta thru N.Y. Giants			
7a	Clark Hoss	165	TE	Oregon State
7b	John Tarver	165	RB	Colorado
8	Steve Beyrle	195	G	Kansas State
9	Mike Kelson	220	T	Arkansas
10	Mel Caraway	245	DB	N.E. Oklahoma
11	Rodney Cason	269	T	Angelo State
12	Steve Booras	295	DE	Mesa J.C.
13	Sam Elmore	325	DB	E. Michigan
14	Ed Rideout	350	WR	Boston College
15	Joel Kilmek	375	TE	Pittsburgh
16	Eric Dahl	400	DB	San Jose State
17	Junior Ah You	425	LB	Arizona State

1972 Draft Notes

1b (choice from Los Angeles for Phil Olsen sent to NY Giants in trade for Fred Dryer)
2a (choice to Dallas for DE Halvor Hagen and WR Harold Jackson)
2b (choice from Kansas City for G Mo Moorman)
3a (choice to Dallas for DE Halvor Hagen and WR Harold Jackson)
3b (choice from Washington through L.A.)
4 (choice to Dallas for LB Steve Kiner)
5b (choice from Oakland C Warren Koegel)
6 (choice to Atlanta thru N.Y. Giants for WR Reggie Rucker)
7b (choice from San Diego for RB Eddie Ray)

1971

Rd	Player	Pk	Pos	College
1	Jim Plunkett	1	QB	Stanford
2	Julius Adams	27	DT	Texas Southern
3	Choice to Buffalo through Oakland			
4	Choice to Denver			
5	Tim Kelly	105	LB	Notre Dame
6	David Hardt	131	TE	Kentucky
7	Choice to Oakland			
8	Choice to Buffalo			
9	Josh Ashton	209	RB	Tulsa
10	Layne McDowell	235	T	Iowa
11	Dan Schneiss	251	TE	Nebraska
12	John Rodman	287	T	Northwestern
13	Lewis Swain	313	DB	Alabama A&M
14	Alfred Sykes	339	WR	Florida A&M
15	Nick McGarry	365	TE	Massachusetts
16	Jim Zikmund	391	DB	Kearney State
17	Ronald Leigh	417	DE	Elizabeth City St.

1971 Draft Notes

3 (choice to Buffalo through Oakland for DE Ike Lassiter)
4 (choice to Denver)
7 (choice to Oakland for DE Ike Lassiter)
8 (choice to Buffalo)

1970

Rd	Player	Pk	Pos	College
1	Phil Olsen	4	DT	Utah State
2	Choice to Houston			
3	Mike Ballou	56	LB	UCLA
4	Eddie Ray	83	DB	LSU
5	Bob Olson	107	LB	Notre Dame
6	Choice to Buffalo			
7	Odell Lawson	160	RB	Langston, Okla
8	Choice to New York Jets			
9	Dennis Wirgowski	212	DE	Purdue
10	Henry Brown	239	K-WR	Missouri
11	Dennis Bramlett	264	T	Texas-El Paso
12	Greg Roero	291	DT	N. Mex. Highlands
13	Ronnie Shelley	316	DB	Troy State
14	Garvie Craw	343	RB/TE	Michigan
15	Kent Schoolfield	368	WR	Florida A&M
16	Otis McDaniel	395	DE	Tuskegee
17	Joe Killingsworth	420	WR	Oklahoma

1970 Draft Notes

2 (choice to Houston for RB Sid Blanks, CB Larry Carwell, LB Ron Caveness and WR Charlie Frazier)
5 (choice from Miami for LB Nick Buoniconti)
6 (choice to Buffalo for S Tom Janik)
8 (choice to N.Y. Jets)

1969

Rd	Player	Pk	Pos	College
1	Ron Sellers	6	SE	Florida State
2	Mike Montler	32	G	Colorado
3	Carl Garrett	58	RB	N.M. Highlands
4	Choice to Denver through Kansas City			
5	Onree Jackson	110	QB	Alabama A&M
6	Choice to Oakland			
7	Rick Hackley	162	T	New Mexico State
8	Bob Gladieux	188	RB	Notre Dame
9a	Steve Alexakos	209	G-LB	San Jose St.
9b	Joe Walker	214	DE	Albany State
10	Dennis Devlin	240	DB	Wyoming
11	Barry Gallup	266	SE	Boston College
12	Richard Lee	292	DT	Grambling
13	Joe Leasey	318	LB	Alcorn A&M
14	John Cagle	344	LB	Clemson
15	Brant Conley	370	RB-P	Tulsa
16	Jim Vuono	396	LB	Adams State
17	George Muse	472	LB-DB	Grambling

1969 Draft Notes

4 (choice to Denver through Kansas City for RB Gene Thomas)
6 (choice to Oakland for LB John Williamson)
9a (choice from Buffalo for RB Bob Cappadonna)

1968

Rd	Player	Pk	Pos	College
1	Dennis Byrd	6	DT	North Carolina State
2	Tom Funchess	32	T	Jackson State
3	Aaron Marsh	60	FL	Eastern Kentucky
4	R.C. Gamble	88	RB	South Carolina St.
5	Jim Smithberger	116	DB	Notre Dame
6	Choice to Cincinnati			
7	John Schneider	170	QB	Toledo
8	Daryl Johnson	197	DB	Morgan State
9	Choice to Houston			
10	John Outlaw	249	DB	Jackson State
11	Paul Feldhausen	278	T	Northland, Wis.
12	James Cheyunski	305	LB	Syracuse
13	Max Huber	332	T	Brigham Young
14	Henry McKay	358	E	Guilford
15	Art McMahan	385	DB	No. Carolina St.
16	Charles Fulton	413	RB	Tennessee
17	Ed Koontz	440	LB	Catawba

1968 Draft Notes

6 (choice to Cincinnati)
9 (choice to Houston for QB Don Trull)

1967

Rd	Player	Pk	Pos	College
1	John Charles	21	DB	Purdue
2	Choice to Kansas City			
3	Choice to New York Jets			
4	Ed Philpott	101	DE	Miami (Ohio)
5	Melvin Witt	128	DE	Arlington State
6	Ron Medlen	154	DE	SMU
7	Robert Leo	180	HB	Harvard
8	Tom Fussell	206	DT	LSU
9	Charlie Thornhill	232	DB	Michigan St.
10	John Runnels	257	LB	Penn State
11	Leroy Mitchell	283	FL	Texas Southern
12	Dave Davis	310	T	Harvard
13	Ray Ilg	336	LB	Colgate
14	Bobby Beard	361	LB	Auburn
15	Tom Folliard	388	LB	Mississippi State
16	Dik Nocera	414	HB	Southern Conn.
17	Bobby Nichols	440	TE	Boston Univ.

1967 Draft Notes

2 (choice to Kansas City)
3 (choice to New York Jets for WR Jim Colcough)

1966

Rd	Player	Pk	College
1a	Karl Singer	T	Purdue
1b	Willie Townes	T	Tulsa
2a	Jim Boudreaux	T	La. Tech
2b	Ken Avery	LB	Miss. Southern
3a	Harold Lucas	T	Mich. State
3b	Ed Toner	G	U. Massachusetts
4a	Choice to New York		
4b	Heath Wingate	T	Bowling Green
5a	John Mangum	T	Miss. Southern
5b	Ray Perkins	E	Alabama.
6a	Dan Irby	T	Louisiana Tech
6b	Joe Avezzano	G	Florida State
7a	Jim Battles	T	Southern U
7b	Brent Caston	DB	Mississippi
8a	Sam Montgomery	DB	Southern
8b	Tom Schaefer	RB	Chattanooga
9a	Doug Satcher	LB	Southern
9b	Jack White	QB	Penn State
10	Dennis Brewster	T	BYU
10b	Bob Ellis	HB	Massachusetts
11	Choice to New York		
11b	Jay Marion	DB	Wyoming
12	Dick Fugere	LB	Cincinnati
13	Tom Carr	FB	Bates St.
14	Bob Hall	DB	Brown
15	Billy Laird	QB	La. Tech
16	Buddy Owens	G	Michigan State
17	Dick Capp	DE	Boston College
18	John Pincavage	E-DB	Virginia
19	Joe Novogratz	G	Pittsburgh
20	Paul Soule	HB	Bowdoin

1965

Rd	Player	Pos	College
1a	Jerry Rush	T	Michigan State
1b	Dave McCormick	T	LSU
2a	Choice to Houston		
2b	Bob Kowlowski	T	Virginia
3a	Jim Whalen	E	Boston College
3b	Bob Cappadonna	FB	Northeastern
4a	Ellis Johnson	HB	S.E. Louisiana
4b	Dick Arrington	G	Notre Dame
5a	Corwyn Aldredge	E	N.W. Louisiana
5b	Dennis Smith	DE	Cincinnati
6a	Justin Canale	G	Mississippi State
6b	Billy Ezell	DB	LSU
7a	Tom Neville	T	Mississippi State
7b	John Hankinson	QB	Minnesota
8a	Fred Brown	E	Miami
8b	Beau Colle	DB	LSU
9a	Bob Malone	T	Louisiana Tech
9b	Charles Brown	T	Tulsa
10	Choice to Buffalo		
10b	Dave Hettema	T	New Mexico
11a	John Frechette	T	Boston College
11b	Roy Schmidt	G	Long Beach State
12a	Jim Weatherly	DB	Mississippi
12b	Leon Stanridge	E	San Diego State
13	Charlie Green	QB	Wittenberg
14	Jay Cunningham	HB	Bowling Green
15	Ted Rodosevitch	G	Cincinnati
16	George Pyne	T	Olivet
17a	White Graves	DB	LSU
17b	Dave Lee	E	Louisiana Tech
18	Ed Meixler	LB	Boston University
19	Jim Nance	FB	Syracuse
20	Fred Fugazzi	FB	Missouri Valley

1965 Draft Notes

2a (choice to Houston for C Bob Schmidt)
10 (choice to Buffalo for DE Mack Yoho)

1964

Rd	Player	Pos	College
1	Jack Concannon	QB	Boston College
2	Jim Kelly	E	Notre Dame
3	Choice to Denver		
4	Jon Morris	E	Holy Cross
5	Choice to San Diego		
6	Jim Mazurek	G	Syracuse
7	T.W. Alley	T	William & Mary
8a	J.D. Garrett	HB	Grambling
8b	Roger Lalonde	T	Muskingum
9	Lennie St. Jean	E	N. Michigan
10	Choice to Buffalo		
11	Jim Barrett	HB	Boston College
12	Choice to Kansas City		
13	Joe Scarpati	DB	N. Carolina State
14	Jim Wilson	T	Georgia
15	Tony Gibbons	T	John Carroll
16	Pete Pedro	HB	West Texas State
17	Gary Wood	QB-HB	Cornell
18	Joe Tiller	T	Montana State
19	Bill Dawson	E	Florida State
20	Lonnie Farmer	LB	Chattanooga

1964 (Cont.)

Rd	Player	Pos	College
21	Tony Lawrence	T	Bowling Green
22	Dave Archer	T	Syracuse
23	Dave Humenick	T	Notre Dame
24	Larry Bartolamecli	T	West Virginia
25	Bryan Generalovich	E	Pittsburgh
26	Dick Niglio	HB	Yale

1964 Draft Notes

3 (choice to Denver)
5 (choice to San Diego for DT Billy Hudson)
10 (choice to Buffalo)
12 (choice to Kansas City)

1963

Rd	Player	Pos	College
1	Art Graham	E	Boston College
2	LeRoy Jordan	C	Alabama
3	Bob Vogel	T	Ohio State
4	Bob Reynolds	T	Bowling Green
5	Lou Cioci	G	Boston College
6	Sam Silas	T	Southern Illinois
7	Dick Williamson	E	Alabama
8	Rod Foster	G	Ohio State
9	Jim Simon	E	Miami
10	Don McKinnon	C	Dartmouth
11a	Dave Hayes	FB	Penn State
11b	Dave Watson	G	Georgia Tech
12a	Bill Gambrell	HB	South Carolina
12b	Tim Gauntner	HB	John Carroll
13a	Dave Adams	T	Arkansas
13b	Ralph Ferrissi	FB	So. Connecticut
14	Whaley Hall	T	Mississippi
15	Bob Dentel	C	Miami
16	Wes Bryant	T	Arkansas
17	Tom Neumann	HB	Michigan
18	Dave O'Brien	T	Boston College
19	Pat McCarthy	QB	Holy Cross
20	Jim Bradshaw	HB	Chatanooga
21	Gary Sherman	HB	Bowling Green
22	Nate Craddock	FB	Parsons
23	Al Snyder	HB	Holy Cross
24	Dick Schultz	T	Ohio
25	Dennis Gaubatz	G	Louisiana State U
26	Jim Tullis	HB	Florida A&M
27	Dave Adams	T	Arkansas
28	Ron Whaley	HB	Chattanooga
29	Dock Kelly	G	Georgia

Draft Notes 1963

11a (choice from Houston)
12a (choice from Buffalo)

1962

Rd	Player	Pos	College
1	Gary Collins	E	Maryland
2	LeRoy Jackson	HB	W. Illinois
3	Sherwyn Thorson	G	Iowa
4	Choice to Houston		
5	Choice to Dallas		
6	John Schopf	T	Michigan
8	Benny McRae	HB	Michigan
9	Bill Triplett	FB	Miami, Ohio
10	John Knight	HB	Valparaiso
11	Choice to Buffalo		
12	Choice to Oakland		
13	Nick Buoniconti	G	Notre Dame
14	Chas. Sieminski	T	Penn State
15	Gerry Goerlitz		N. Michigan
16	Ken Byers	G	Cincinnati
17	Scott Maentz	E	Michigan
18	Tom Chandler	T	Florida A&M
19	Ron Myers	E	Villanova
20	Tom Neck	HB	LSU
11	John Traynham	HB	VMI
22	Bob Asack	T	Columbia
23	Walt Crate	HB	Penn Military
24	Don Christman	C	Richmond
25	Bob Stem	C	Richmond
26	Jim Field	QB	LSU
27	Al Gursky	HB	Penn State
28	Charles Dickerson	T	Illinois
29	Julius. Fincke	T	McNeese State
30	John L. Finn	T	Louisville
31	Mike Ingram	G	Ohio State
32	Charles Taylor	HB	Mississippi
33	Steve Jastrzembski	E	Pittsburgh
34	Ray Lardani	T	Miami (Fla.)

1962 Draft Notes

4 (choice to Houston for G Houston Antwine)

1961

Rd	Player	Pos	College
1	Tommy Mason	HB	Tulane
2	Rip Hawkins	C	North Carolina
3	Danny LaRose	E	Missouri
4	Mike Zeno	G	Virginia Tech
5	Fran Tarkenton	QB	Georgia
6	Larry Eisenhauer	T	Boston College
7	Paul Terhes	QB	Bucknell
8	Charles Long	G	Chattanooga
9	Roland Lakes	C	Wichita
10	Richard Mueller	E	Kentucky
11	Mel West	HB	Missouri
12	Wayne Harris	C	Arkansas
13	Dan Underwood	T	McNeese State
14	James Wright	QB	Memphis State
15	Choice to Dallas		
16	George Balthazar	T	Tennessee A&I
17	Ray Ratkowski	HB	Notre Dame
18	Tom Rodgers	HB	Kentucky
19	Joe Bellino	HB	Navy
20	Dan Oakes	G	VPI
22	Bob Johnson	E	Michigan
23	Darrel DeDecker	C	Illinois
24	Don Webb	HB	Iowa State
25	Robert Minihane	T	Boston University

1961 (Cont.)

Rd	Player	Pos	College
26	Charles Granger	T	Southern U. (La.)
27	Terry Huxhold	T	Wisconsin
28	Bryant Harvard	QB	Auburn
29	Ernie McMillan	T	Illinois
30	George Hulz	T	Mississippi Southern

1960

FIRST SELECTIONS:

Buddy Allen	HB	Utah State
Ron Burton	HB	Northwestern
Dale Chamberlain	FB	Miami, O.
Henry Christopher	E	SMU
Dan Colchicco	E	San Jose State
Jack Cummings	QB	North Carolina St.
James Davis	C	Oklahoma
Sarafine Fazio	C	Pittsburgh
Max Fugler	C	LSU
Jim Gardner	T	Duke
James Goodyear	T-G	Wake Forest
Dave Harris	HB	Kansas
Al Henderson	T	Colorado State
James Hickman	T-G	Penn State
Robert Krantz	FB	Penn State
Joe Kulbacki	HB	Purdue
Dee Mackey	E	E. Texas St.
Leon Manley	G	W. Texas St.
Cliff Manning	T-G	Hardin-Simmons
Pete Manning	E	Wake Forest
Edward Mazurek	T	Xavier
Bell Meglen	G	Utah State
Frank Mestnik	FB	Marquette
Ron Mix	T	USC
Irvin Nikolai	E	Stanford
Jim Prestel	T	Idaho
Bob Salerno	G	Coloardo
Gerhardt Schwedes	HB	Syracuse
Richard Soergel	QB	Oklahoma St.
Larry Wagner	T	Vanderbilt
Harvey White	QB	Clemson
Tirey Wileman	HB	SMU
Gary Wisener	E	Baylor

SECOND SELECTIONS:

1. Dave Ames	HB	Richmond
2. James Boeke	T/G	Heidelberg
3. Billy Brewer	QB	Ole Miss.
4. Emanuel Congedo	T/G	Villanova
5. Pat Dye	T/G	Georgia
6. John Farrington	WR	Prairie View
7. Rich Grecni	C	Ohio U.
8. Bud Jones	WR	SMU
9. Don Kacmarek	T/G	North Dakota
10. John Lawrence	T/G	North Carolina St.
11. Ron Maltony	T/G	Purdue
12. Bobby Pate	RB	Presbyterian
13. Jack Rudolph	LB	Georgia Tech
14. Frank Sally	T/G	California
15. Bob Spada	E	Duke
16. Pete Tunney	HB	Occidental
17. Jim Webster	HB	Marquette
18. John Wilcox	T/G	Oregon

All-Time Trades

Editor's Note: Below is a noncomprehensive list of the Patriots all-time trades. Many of the early trade dates and information are missing from the Patriots archives. Any additional information that can contribute to making this list more complete would be greatly appreciated. Please contact the Patriots public relations department with any pertinent details to help our department better assist you in future publications.

** denotes conditional trades*

1960

Ron Mix (OT) to San Diego for Tom Greene (QB).
Wray Carlton (FB) to Buffalo for Al Crow (DE).

8/25 Gordie Holz (OT) to Denver for Larry Cundiff (C).

8/31 Gerhard Schwedes (RB) to NY Titans for Marshall Harris (DB) and Titans seventh round choice in 1961.*

1961

Acquired QB Babe Parilli and FB Billy Lott from Oakland in exchange for HB Dick Christy and T Hal Smith.

4/15 Art Hauser (DT) and Bill Striegal (LB) to Denver for Al Romine (S) and Don King (DE).

6/1 Tom Greene (QB) to San Diego for Duane Leopard (LB).

10/9 Houston Antwine (G) from Houston for Boston's third round draft choice in 1962.

1962

Ed "Butch" Songin (QB) to NY Titans for Dick Felt (DB).
Tony Romeo (TE) (and player named later) from Dallas for rights to Bill Hull (E).

1963

Gerry DeLucca (OT) from Kansas City for future draft choice.
Harry Jacobs (LB) sold to Buffalo.
Bill Hudson (DT) from San Diego for draft choice.
Charley Theokas (C) sold to NY Jets.
Dick Klein (OT) sold to Oakland.

1964

Mack Yoho (DE) from Buffalo for future draft choice.
Walt Cudzik (C) to Denver in partial payment for draft rights to Jack Concannon (QB).
Billy Lott (FB) to Denver.
Bob Schmidt (C/T) from Houston for a draft choice.

12/30 Eddie Wilson (QB) acquired from Kansas City for a draft choice and cash.

1965

12/20 Jim Colclough (WR) and draft rights to Jim Waskiewicz (C) to NY Jets for John Huarte (QB).

1966

1/15 Players lost to expansion draft (Miami) Billy Neighbors (G), Ross O'Hanley (S), Jack Rudolph (LB), Ed Wilson (QB).

1/29 Ron Burton (RB) to Kansas City for Jim Fraser (P).

9/6 Jim Colclough (WR) from NY Jets for draft choice.

1967

10/14 Don Trull (QB) from Houston for draft choice.

1968

1/15 Players lost to expansion draft (Cincinnati) Joe Bellino (WR), Jim Boudreaux (OT), J.D. Garrett (RB), White Graves (DB), Ron Hall (DB).

6/11 Gene Thomas (RB) from Kansas City for Patriots' fourth round choice in 1969.

7/20 Babe Parilli (QB) to NY Jets for Myron (Mike) Taliaferro (QB).

8/28 Bob Cappadonna (RB) to Buffalo for Bills' ninth round choice in 1969.
John Williamson (LB) from Oakland for Patriots' sixth round choice in 1969.

1969

3/24 Leroy Mitchell (CB) and Patriots' second round choice in 1970 to Houston for Sid Blanks (RB), Larry Carwell (CB), Ron Caveness (LB), and Charlie Frazier (WR).

3/24 Nick Buoniconti (LB) to Miami for John Bramlett (LB), Kim Hammond (QB), and Miami's fifth choice in 1970.
Tom Janik (S) from Buffalo for Patriots' sixth choice in 1970.
Ezell Jones (DE) from NY Jets for draft choice.

1970

4/14 Jim Whalen (TE) to Denver for Tom Beer (TE).

8/31 Ike Lassiter (DE) from Oakland for Patriots' third and seventh round draft choices in 1971.

1971

2/1 Jim Schmedding (G) from San Diego for Patriots' sixth round choice in 1972*

7/8 Mike Haggerty (OT) from Pittsburgh for Marty Schottenheimer (LB) and Patriots' 14th round choice in 1972.

7/13 Phil Olsen (DE) to Los Angeles for Rams' first choice in 1972.

7/19 Willis Crenshaw (RB) from Denver for Patriots' sixth round choice in 1972.*

7/23 Steve Kiner (LB) from Dallas for Patriots' fourth round choice in 1972.

7/31 Halvor Hagen (DE) and Honor Jackson (WR) from Dallas for Patriots' second and third round choices in 1972 [this deal originally included Duane Thomas (RB) and Carl Garrett (RB)].

7/31 Richie Moore (OT) from Green Bay for John Bramlett (LB).*

8/9 Ara Person (TE) from Pittsburgh for Jim Clack (C).

9/7 Dave Rowe (DT) from Houston for Tom Funchess (OT)

9/8 Mike Haffner (WR) from Denver for Patriots' 13th choice in 1972.*

9/8 Eddie Ray (RB) to San Diego for Chargers' seventh round choice in 1972.

9/16 Warren Koegel (C) to Oakland for Raiders' fifth round choice in 1972.
9/22 Mo Moorman (G) to Kansas City for Chiefs' second round choice in 1972.
9/27 Ron Gardin (DB) from Baltimore for Patriots' fifth round choice in 1972.
10/1 Phil Clark (S) from Pittsburgh for Rocky Bleier (RB).
11/4 Reggie Rucker (WR) acquired from NY Giants (via waivers) for Patriots' sixth round choice in 1972.

1972

2/1 Fred Dryer from NY Giants for Patriots' first choice in 1972 and their second round draft choice in 1973.
3/27 Ed Philpott (LB) to San Diego for Chargers' seventh round choice in 1973.
4/27 Fred Dryer (DE) to Los Angeles for Rick Cash (DT) and Ram's first choice in 1973.
5/20 Houston Antwine (DT) to Philadelphia for Billy Hobbs (LB).
6/28 Ron Gardin (DB) to Pittsburgh for Steelers' sixth round choice in 1973.*
6/29 Jim Flanigan (LB) from New Orleans for Patriots' sixth round choice in 1973.
7/14 Ron Sellers (WR) to Dallas for Cowboys' fourth round choice in 1973.
7/15 Ike Lassiter (DE) to Washington for Baltimore's ninth round choice in 1973*
7/19 Bill Atessis (DE) to St. Louis for Cardinals' fifth round choice in 1973.*
7/24 Jim Nance (RB) to Philadelphia for Eagles' fourth choice in 1973.*
7/31 Eric Crabtree (WR) to Denver for Broncos' seventh round choice in 1973.*
7/31 Jim Benien (P) from Detroit for Patriots' fifth round choice in 1973.*
7/31 Bob Windsor (TE) from San Francisco for Patriots' first choice in 1974.
7/31 Clark Hoss (TE) to Cleveland for Browns' seventh round choice in 1973.*
8/4 Steve Kiner (LB) to Miami for Bob Griffin (OT).
8/7 Ernie Holmes (DT) sold to Pittsburgh.
8/25 Wayne Mass (OT) from Miami for Patriots' seventh round choice in 1973.
8/29 Greg Slough (LB) from Oakland for future considerations

1973

1/30 Carl Garrett (RB) to Chicago for Detroit's first round choice in 1973.
4/19 Jim Cheyunski (LB), Halvor Hagen (DE) and Mike Montler (OT) to Buffalo for Edgar Chandler (LB), Jeff Lyman (LB), and Wayne Patrick (RB).
5/16 Bob Adams (TE) from Pittsburgh for Patriots' seventh round choice in 1974.
7/2 Lloyd Voss (DE) from Denver for Patriots' eighth round choice in 1974.*
7/3 Herb Adderley (DB) from Dallas for Patriots' 10th choice in 1974.*
7/6 Ron Berger (TE) to Buffalo for Ken Lee (LB).
7/25 Herb Adderley (DB) to Los Angeles for Bill DuLac (G).
7/25 Jeff Lyman (LB) to Los Angeles for Rams' seventh round choice in 1974.*
7/26 Mel Lunsford (DE) from Washington for Patriots' fifth round choice in 1974.
8/7 John Smith (K) to Pittsburgh for Steelers' 10th choice in 1974.*
8/9 Bill DuLac (G) to Green Bay for Kevin Hunt (OT).
8/16 Tom Reynolds (WR), Ken Lee (LB) and Patriots eighth round choice in 1974 to Chicago for Bears' second round and fourth round choices in 1974.
8/22 Bill Peterson (LB) from Cincinnati for Patriots' fourth round choice in 1974.
8/29 Jerry List (RB) from Oakland for Patriots' 11th round choice in 1984.*
8/29 Henry Matthews (RB) to New Orleans for Saints' fifth round choice in 1974.
8/29 Charlie Richards (QB) from Washington for Patriots' ninth round choice in 1974.*
9/3 Ralph Anderson (S) from Pittsburgh for Chicago's fourth round choice in 1974 (through New England)
9/6 Brad Dusek (LB) and Patriots' third round choice in 1974 to Washington for Donnel Smith (DE) and Redskins' seventh round choice in 1974.
9/10 Dennis Wirgowski (DE) to Philadelphia for Eagles' sixth round choice in 1974.
9/10 Brian Stenger (LB) from Pittsburgh for Patriots' 10th round choice in 1974.

1974

1/29 Dick Gordon (WR) from Green Bay for John Mosier (TE).
1/30 Jack Mildren (DB) from Baltimore for Patriots' sixth round choice in 1974.
1/30 Steve Kiner (LB) to Houston for Oilers' ninth round choice in 1974.
8/7 Archie Pearmon (DE) sold to Detroit.
8/13 Don Highsmith (RB) from Atlanta for Patriots' 12th round choice in 1975.
8/14 Dave Lewis (P) purchased from Cincinnati.
8/14 James Callier (DE) sold to Chicago.
8/16 George Webster (LB) from Pittsburgh for Patriots' 10th round choice in 1975.
8/23 Dave Rowe (DT) to San Diego for Chargers' sixth round choice in 1975.
9/4 Dave Mason (S) to Green Bay for Packers' 10th round choice in 1975.*
9/10 Tony McGee (DE) from Chicago for Patriots' eighth round choice in 1975 and third round choice in 1976.
9/11 Craig Hanneman (DE) from Pittsburgh for Patriots' ninth round choice in 1975.

1975

1/23 John Tarver (RB) to Philadelphia for Eagles' fifth round choice in 1975 and eighth round choice in 1976.
1/28 Reggie Rucker (WR) to Cleveland for San Diego's fourth round choice in 1975 (through Cleveland).
1/28 Leon Crosswhite (RB) acquired from Detroit for Patriots' sixth round choice in 1975 and Philadelphia's eighth round choice in 1976.

1/29 NFL rights to Eddie Foster (OT) traded to Washington Redskins' 12th choice in 1975.
2/5 Joe Sweet (WR) to San Diego for past considerations.
7/3 Bob Howard (CB) from San Diego for Chargers' fifth round choice in 1976.
7/15 Steve Zabel (LB) from Philadelphia for Patriots' fourth and eighth round choices in 1976.
7/30 Jon Morris (C) to Detroit for Lions' sixth round choice in 1976.
7/31 Josh Ashton (RB) to New Orleans for Saints' seventh round choice in 1976.
8/5 Bob Adams (TE) to Houston for Oilers' seventh round choice in 1976.*
8/21 Lawrence Williams (WR) to New Orleans for Saints' eighth round choice in 1976.*
8/21 Leon McQuay (RB) from NY Giants for Patriots' sixth round choice in 1976.
8/28 Durwood Keeton (S) from St. Louis for undisclosed future draft choice.
9/1 Derrick Williams (DB) from Los Angeles for undisclosed future draft choice.*
9/8 Doug Dressler (RB) from Cincinnati for Patriots' seventh round choice in 1976.

1976

3/30 Players lost due to NFL expansion draft (to Seattle and Tampa Bay) QB Neil Graff and RB Kerry Marbury to Seattle, (S) Durwood Keaton to Tampa Bay.
4/5 QB Jim Plunkett to San Francisco for QB Tom Owen and the 49ers two first round draft choices (one through Houston) in 1976 and the 49ers first and second round choices in 1977.
4/8 (CB) Ron Bolton to Cleveland for (OT) Bob McKay.
4/9 Doug Cumler (OC) to Minnesota for the Vikings' eighth round draft choice in 1976 and sixth round choice in 1977.
4/28 Leon McQuay (RB) to Oakland for the Raiders' 10th round draft choice in 1977.
9/6 Marlin Briscoe (WR) from Detroit for sixth round choice in 1977.

1977

3/11 Joe Blahak (DB) to Minnesota for cash.
8/22 Harold Hart (RB) to Washington for conditional draft choice.
9/6 John Sanders (DB) to Philadelphia for Eagles' eighth round draft choice (through Buffalo) in 1978.
10/4 Arthur Moore (NT) to Cleveland for conditional draft choice.

1978

8/14 Bob McKay (OT) to Detroit for Jim Mitchell (DE).
8/15 Mike Burke (P) from Denver for conditional draft choice.
8/16 Harold Jackson (WR) from Los Angeles for the Patriots' third round draft choice in 1979 and their fourth round choice in 1980.
8/22 Dave Pureifory (DE) from Pittsburgh for Patriots' sixth round choice in 1979.
8/23 Tom Neville (OT) to Denver for Broncos' 10th round choice in 1979.
9/13 Bob McKay (OT) from Detroit for Patriots' 12th round choice in 1979.

1979

8/15 Leon Gray (OT) to Houston for Oilers' first and sixth round draft choices in 1980, plus cash.

1980

2/7 Mike St. Clair (DE) from Cleveland for Patriots' own sixth round choice in 1980 and Ernest Price (DE) from Cleveland for Patriots' 10th round choice in 1981.
4/17 Chuck Foreman (RB) from Minnesota for conditional draft choice in 1981 (third round).
7/26 Ed O'Neill (LB) from Detroit for Patriots' ninth round draft choice in 1981.

1981

4/23 Sam Adams (OG) to New Orleans for Saints' eighth round draft choice in 1981.
6/19 Mel Lunsford (DE) to Cincinnati Bengals for cash.
8/31 Bill Currier (DB) to New York Giants for Giants' 11th round draft choice in 1982 (used to draft QB Steve Sandon).
9/25 Horace Ivory (RB) to Seattle for Seahawks' third round draft choice in 1982 (used to pick LB Clayton Weishuhn).

1982

4/27 Tim Fox (FS) to San Diego for Chargers' second round draft choice in 1982 (Robert Weathers, RB) and their third round choice in 1983 (Steve Moore, OT)
4/27 Russ Francis (TE) and Patriots' 1982 second round draft choice to San Francisco for the 49ers first (Lester Williams, NT), both seconds (Andre Tippett, LB and Darryl Haley, OT) and fourth round (Brian Ingram, LB) draft choices in 1982.
4/28 Rod Shoate to Chicago for the Bears' fifth round draft choice in 1983 (Smiley Creswell, DE).
5/25 John Lee (DE) to Chicago for conditional undisclosed draft choice.
8/2 Bill Matthews (LB) to NY Giants for undisclosed 1982 draft choice (James Williams, TE).
8/25 Tom Owen (QB) to Washington for Tom Flick (QB).
9/2 Tony McGee (DE) to Washington for a Redskins' middle round choice in 1984.

1983

9/6 Shelby Jordan (OT) to the Los Angeles Raiders for the Raiders' fourth round choice in 1985.
9/13 Don Hasselbeck to the Los Angeles Raiders for Derrick Ramsey (TE).
11/11 Mike Haynes (CB) and the Patriots' seventh round choice in 1985 to the Los Angeles Raiders for the Raiders' first round choice in 1984 (traded to Cincinnati along with three other choices for the first overall pick in the 1984 draft, used to draft Irving Fryar) and their second round choice in 1985.

1984

2/22 Patriots obtain Tony Franklin (K) from Philadelphia for a 1985 sixth round selection (156th pick overall) in which the Eagles drafted Ken Reeves (OT, Texas A&M).

7/31 Patriots obtain Seattle's 1986 second round selection (42nd pick overall - Mike Ruth, NT, Boston College) in exchange for Bob Cryder (T).

8/20 Patriots obtain Luke Prestridge (P) from Denver for a 1985 10th round selection (269th pick overall - Buddy Funck, QB, New Mexico)

8/21 Patriots obtain Greg Hawthorne (WR) from Pittsburgh for a 1985 ninth round selection (242nd pick overall - Andre Harris, DB, Minnesota).

8/27 Patriots obtain Rod McSwain (DB) from Atlanta for a 1985 eighth round selection (215th pick overall - Ronnie Washington,LB, N.E. Louisiana).

9/11 Patriots obtain 1984 seventh round selection from San Francisco (192nd overall - Derwin Williams, WR, New Mexico) for Ricky Smith (CB).

1985

4/30 Patriots obtain 1985 first, second, and third round selections from San Francisco and draft Trevor Matich (C, BYU, 28th pick overall), Ben Thomas (DE, Auburn, 56th pick), and Audrey McMillian (DB, Houston, 84th) in exchange for New England's 1985 1st and third round selections, where the 49ers drafted Jerry Rice (WR, Mississippi Valley St., 16th pick) and Ricky Moore (RB, Alabama, 75th pick).

5/18 Patriots obtain L.A. Raiders 1985 second round selection (52nd pick overall - Jim Bowman, DB, Central Michigan) as final compensation for the Mike Haynes deal in 1983.

7/2 Patriots obtain undisclosed 1986 draft pick from Indianapolis for Tim Golden (LB, Florida).

5/1 Patriots obtain L.A. Raiders 1985 fourth round selection (108th pick overall - Gerard Phelan, WR, Boston College) as final compensation for the Shelby Jordan trade in 1983.

1986

4/29 Patriots obtain Tampa Bay's 1987 fifth round selection (116th pick overall - Tom Gibson, TE, Northern Arizona) in exchange for New England's 1986 sixth round selection (165th pick overall - Kevin Walker, DB, East Carolina).

7/22 Patriots obtain Willie Scott (TE) from Kansas City for a 1987 eighth round selection (218th pick overall - Michael Clemons, RB, William & Mary).

8/11 Patriots obtain Washington's 1987 third round selection (81st pick overall) for the rights to Ricky Sanders (WR).

9/29 Patriots obtain San Diego's fifth round selection (through Tampa Bay) and draft Danny Villa (113th pick overall) in exchange for Vencie Glenn (CB).

1987

2/19 Patriots obtain Sean Ferrell (OG) from Tampa Bay for their 1987 second, seventh and ninth round selections. Tampa drafted Don Smith (RB, Mississippi, 51st pick overall), Harry Swayne (DE, Rutgers, 190th pick overall), and Greg Davis (P, Citadel, 246th pick overall).

5/6 Patriots obtain Minnesota's 1988 fourth round selection (97th overall - Sammy Martin, WR/KR, LSU) in exchange for Rich Gannon (QB).

7/27 Patriots obtain Tampa Bay's 1988 fourth round selection (87th pick overall - Tim Goad, NT, North Carolina) in exchange for Darryl Haley (T).

8/17 Patriots obtain Jim Romano (C) from Houston for an undisclosed future draft choice in 1988.

9/2 Patriots obtain a 10th round draft choice in 1988 from the L.A. Raiders (267th pick overall - Rodney Lossow, C, Wisconsin) in exchange for Brian Holloway (T).

10/13 Patriots obtain Doug Flutie (QB) from Chicago in exchange for their 1988 eighth round selection (208th pick overall - David Tate, DB, Colorado).

1988

4/24 Patriots obtain Minnesota's 1989 ninth round selection (248th pick overall - Curtis Wilson, OC, Missouri) for their 1988 11th round selection (296th pick overall - Norman Floyd, DB, S. Carolina).

4/24 Patriots obtain Washington's 1989 fourth round selection (96th pick overall) and draft Maurice Hurst (DB, Southern) in exchange for their 1988 fifth round selection (127th pick overall - Carl Mims, DB, Sam Houston St.).

4/25 Patriots obtain Minnesota's 1989 ninth round selection (247th pick overall - Curtis Wilson, OC, Missouri) in exchange for their 1988 11th round selection (296th pick overall - Norman Floyd (DB, South Carolina).

8/16 Patriots obtain Tony Stephens (NT) from New Orleans for a future draft choice.

8/22 Patriots obtain Thomas Benson (LB) from San Diego in exchange for their 1989 seventh round selection (183rd pick overall - Marion Butts, RB, Florida State).

8/26 Patriots obtain Tampa Bay's 1989 third round selection (63rd pick overall - Marv Cook, TE, Iowa) in exchange for Stephen Starring (WR).

8/29 Patriots obtain Mike Baab (C) from Cleveland in exchange for their 1989 fifth round selection (127th overall - Vince Workman, RB, Ohio State).

1989

4/23 Patriots obtain L.A. Raiders 1989 sixth (165th pick overall - Eric Mitchel, RB, Oklahoma) and eighth round selections (223rd pick overall - Tony Zackery, DB, Washington) in exchange for the Patriots' 1989 sixth round selection (156th pick overall - Doug Lloyd, RB, N. Dakota State).

4/26 Patriots obtain Monte Robbins (P) from Washington for a 1990 fourth round selection (86th pick overall - Cary Conklin, QB, Washington).

1989

4/23 Patriots obtain L.A. Raiders 1989 sixth (165th pick overall - Eric Mitchel, RB, Oklahoma) and eighth round selections (223rd pick overall - Tony Zackery, DB, Washington) in exchange for the Patriots' 1989 sixth round selection (156th pick overall - Doug Lloyd, RB, N. Dakota State).

4/26 Patriots obtain Monte Robbins (P) from Washington for a 1990 fourth round selection (86th pick overall - Cary Conklin, QB, Washington).

1990

4/22 Patriots obtain two 1990 first round selections from Seattle (eighth overall - Chris Singleton, LB, Arizona and 10th overall - Ray Agnew DE, North Carolina State) in exchange for their 1990 first round selection (third pick overall - Cortez Kennedy, DT, Miami) and their second round selection (29th pick overall - Terry Wooden, LB, Syracuse).

4/22 Patriots obtain Buffalo's 1990 fourth and 12th round selections (322nd pick overall - Blaine Rose, OG, Maryland) in exchange for two of their seventh round picks in 1990 (one of which came from Dallas).

4/22 Patriots obtain Dallas' 1990 third and fifth round selections (80th overall - Greg McMurtry, WR, Michigan and 120th pick overall - James Gray, RB, Texas Tech) in exchange for their third (originally Seattle's) sixth, and eighth round selections.

1991

4/20 Patriots obtain Dallas' 1991 first round (11th overall - Pat Harlow, T, Southern Cal) and second round selections (41st overall - Jerome Henderson, CB, Clemson) plus veterans Ron Francis (CB), David Howard (LB), and Eugene Lockhart (LB) all in exchange for New England's 1991 first round selection (first pick overall - Russell Maryland, DT, Miami).

4/21 Patriots obtain Houston's first round selection (17th pick overall - later traded) in exchange for their 1991 second round selection (28th pick overall) and fourth round selection (101st pick overall).

4/21 Patriots obtain Dallas' first round selection (14th pick overall, through New Orleans) and draft Leonard Russell (RB, Arizona State) in exchange for their first round selection (17th pick overall, acquired from Houston) and for New England's 1991 fourth round selection (110th pick overall, through Buffalo). Dallas drafted Kevin Harris (DE, Texas Southern).

4/22 Denver's fourth round choice in 1991 from New England to Pittsburgh for the Steelers' fourth and fifth round choices in 1991. Pittsburgh selected defensive back Sammy Walker (Texas Tech). New England traded Pittsburgh's fourth-round choice in 1991 to the L.A. Raiders for Dallas' fifth round choice in 1991 and the Raiders' fourth round choice choice in 1992. The Raiders selected Raghib Ismail (Notre Dame). New England selected TE Ben Coates (Livingstone).

4/22 Patriots obtained San Diego's 1991 11th round selection (303rd pick overall, through the L.A. Raiders), draft Paul Asbury (P, S.W. Texas State), and a 1992 fourth round selection (90th pick overall) where the Patriots drafted Dion Lambert (DB, UCLA) in exchange for a 1991 fifth round selection (127th pick overall, acquired from Pittsburgh earlier in the draft).San Diego drafted Floyd Fields (DB, Arizona State).

9/17 Patriots obtain Jesse Solomon (LB) from Dallas for a future draft choice.

9/18 Patriots obtain Tampa Bay's 1992 fifth round selection (116th pick overall - Dwayne Saab, LB, New Hampshire) in exchange for Jesse Solomon (LB).

1992

4/26 Patriots obtain Dallas' 1992 first (13th pick overall - Eugene Chung, OL, Virginia Tech) and third round selections (71st pick overall -Kevin Turner, FB, Alabama) in exchange for their 1992 first (19th pick overall - Tony Smith, RB, Dallas traded to Atlanta), second (37th pick overall - Darren Woodson, CB, Arizona State), and their fourth round selections (104th pick overall, Dallas traded to Atlanta who drafted Franki Smith, DB, Baylor).

4/26 Patriots obtain Phoenix's 1992 second round selection (35th pick overall - Rod Smith, CB, Notre Dame) in exchange for their second (37th pick overall, from Atlanta - Tony Sacca, QB, Penn State) and fourth round selections (100th pick overall, from the L.A. Raiders - Michael Bankson (NT, Sam Houston State).

1993

3/30 Patriots obtain a 1993 fourth round selection (99th overall) from Green Bay in exchange for RB John Stephens.

4/1 Patriots obtain Miami's 1993 second round selection (51st pick overall - Todd Rucci, G, Penn State) and a 1994 third round selection (90th pick overall, Joe Burch, C, Texas Southern) in exchange for Irving Fryar (WR).

4/26 Patriots obtain San Francisco's 1993 fourth and fifth round selections (110th and 138th picks overall) and draft Corwin Brown (S, Michigan) and Richard Griffith (TE, Arizona) in exchange for a 1993 fourth round selection (99th pick overall, acquired from Green Bay in a trade for John Stephens). San Diego drafted Lewis Bush (LB, Washington State).

4/26 Patriots obtain Adrian White (DB) from Green Bay for a conditional 1994 seventh round selection (184th pick overall). Green Bay traded their selection to Denver who in turn drafted Butler By'Not'e (RB, Ohio State).

4/26 Patriots obtain Dallas' 1994 seventh round selection (222nd pick overall - Marty Moore, LB, Kentucky) in exchange for Hugh Millen (QB).

8/16 Patriots obtain George Williams (NT) from Cleveland for Rob McGovern (LB).

8/26 Patriots obtain Seattle's 1994 sixth round selection (168th pick overall - Max Lane, OT, Navy) for Jon Vaughn (RB).

1994

4/25 Patriots acquire running back Marion Butts and a third round draft choice (78th overall - Ervin Collier, NT, Florida A&M) from the San Diego Chargers in exchange for the Patriots' third (70th overall - Andre Coleman) and fifth round selections (137th overall - Aaron Laing).

4/25 Patriots acquire a fourth (121st overall - John Burke, TE, Virginia Tech) and a fifth round selection from Arizona in exchange for the Patriots' fourth round selection (107th overall - Perry Carter).

8/10 Patriots obtain RB Leroy Thompson from the Pittsburgh Steelers for the Patriots 1995 fourth-round selection (120th overall - Oliver Gibson).

1995

4/23 Patriots acquire Kansas City's 1995 fourth-round choice (112th overall- David Wohlabaugh, C, Syracuse) for the Patriots' 1996 third-round selection.

4/23 Patriots obtain a seventh-round pick (234th overall - Carlos Yancy, CB, Georgia) from Cleveland for their seventh- round selection (231st overall - A.C. Tellison).

8/11 Patriots obtain TE Jeff Wilner and WR Bill Schroeder from Green Bay for C Mike Arthur.

8/27 Patriots acquire DE Ferric Collons in a trade with Green Bay for past considerations.

1996

4/17 Patriots receive Oakland's 1996 second-round choice (57th overall - later traded back to Raiders, see next trade) for T Pat Harlow.

4/20 Patriots receive a 1996 third-round choice (76th overall - later traded to Detroit, see next trade), 1996 fourth-round choice (124th overall - Kantroy Barber, FB, West Virginia) and 1996 fifth-round choice (149th overall - Christian Peter, DT, Nebraska) from the Oakland Raiders for the Patriots' 1996 second-round selection (the pick was acquired from the Raiders on 4/17/96).

4/20 Patriots acquire Detroit's 1996 third-round selection (86th overall - Tedy Bruschi, LB, Arizona), 1996 fourth-round selection (119th overall - Chris Sullivan, DE, Boston College) and 1996 sixth-round selection (195th overall - Marrio Grier, FB, Tenn.-Chattanooga) for the Patriots' 1996 third-round selection (76th overall - the pick was obtained from the Raiders earlier on 4/20/96).

1997

No Trades

1998

4/19 The Patriots acquire Minnesota's 1999 third round pick (91st overall - Tony George, DB, Florida) for CB Jimmy Hitchcock.

8/25 The Patriots traded DT Artie Smith to Dallas for past considerations.

8/30 The Patriots traded DL Mike Jones to the St. Louis Rams for their 5th round pick in the 2000 NFL Draft (161st overall - Jeff Marriott, DT, Missiouri) and WR Dietrich Jells was traded to the Philadelphia Eagles for their seventh round pick in the 2000 draft (212 overall - Tim Rattay, QB, Louisiana Tech).

1999

3/31 The Patriots acquire Baltimore's 1999 sixth round pick (180th overall - Marcus Washington, DB, Colorado) for TE Lovett Purnell.

4/17 The Patriots acquire Seattle's 1999 first round pick (17th overall - Damien Woody, C, Boston College) for the Patriots' 1999 first round pick (20th), third round pick (82nd) and sixth round pick (191st).

4/17 The Patriots acquire Tennessee's 1999 second round pick (52nd overall - Kevin Faulk, RB, LSU) for the Patriots' 1999 second round pick (52nd) and fourth round pick (117 overall).

2000

4/16 The Patriots acquire San Francisco's 2001 sixth round pick for the Patriots' 2000 seventh round pick (212 overall - Tim Rattay, QB, Louisiana Tech) which was acquired from Philadelphia.

8/7 The Patriots acquired Dane Looker from the St. Louis Rams for a sixth round draft choice in 2002.

2001

4/21 The Patriots acquire Pittsburgh's 2001 second round (50 overall) and fourth round (112 overall) picks for the Patriots 2001 second round (39 overall - LB Kendrell Bell) pick.
The Patriots acquire Detroit's 2001 second round (48 overall - T Matt Light) pick for the Patriots 2001 second round (50 overall, from Pittsburgh) pick and sixth round (173 overall, from San Francisco) pick.
The Patriots acquire Minnesota's 2001 third round (86 overall - CB Brock Williams) pick and fourth round (119 overall - TE Jabari Holloway) pick for the Patriots third round (69 overall - DB Eric Kelly) pick.

4/22 The Patriots acquire San Diego's 2001 fourth round (96 overall - OL Kenyatta Jones) pick for the Patriots fourth round (112 overall - LB Carlos Polk) and fifth round (139 overall - LB Zeke Moreno) picks.
The Patriots acquire Detroit's 2001 sixth round (180 overall-TE Arther Love) and seventh round (216 overall-K Owen Pochman) pick for the Patriots 2001 fifth round (149 overall, from NY Jets) pick.
The Patriots acquire Jacksonville's 2002 fifth round pick for the Patriots 2001 sixth round (170th overall - G Chad Ward) pick.

2002

3/8 The Patriots received Green Bay's fourth round draft pick (117th overall - Jarvis Green) in the 2002 draft and a conditional pick in the 2003 draft for WR Terry Glenn.

4/20 The Patriots acquired the Washington Redskins first round pick (21st overall - Daniel Graham) of the 2002 draft in exchange for their 2002 first round pick (32nd overall), third round (96th overall) and seventh round (234th overall).

4/21 The Patriots acquired the Buffalo Bills 2003 first round choice in exchange for QB Drew Bledsoe.

4/21 The Patriots acquired the Denver Broncos fourth round pick (117th overall - Rohan Davey) in exchange for their 2002 fourth round (131st overall) and fifth round (144th overall) choices.

4/21 The Patriots obtained the Dallas Cowboys seventh round selection (237th overall - Antwoine Womack), along with 2003 fifth round choice, in exchange for the Patriots 2002 fifth round pick (168th overall).

6/27 The Patriots received an undisclosed future draft choice from St. Louis for LB Kole Ayi.


NEW ENGLAND PATRIOTS
ALL-TIME RESULTS

Patriots In The Preseason

ALL-TIME PRESEASON RESULTS

1960 (4-1-0)

DATE	SITE (ATTENDANCE)	SCORE
7/30	at Buffalo (16,000)	Patriots 28, Bills 7
8/ 5	at Providence (4,706)	Patriots 43, Broncos 6
8/14	at Boston (11,000)	Texans 24, Patriots 14
8/21	at Worcester, Mass. (7,500)	Patriots 21, Bills 7
8/28	at Amherst, Mass. (4,000)	Patriots 28, Raiders 14

1961 (3-1-0)

8/10	at Boston (15,387)	Patriots 14, Titans 3
8/19	at Philadelphia (73,916)	Titans 17, Patriots 7
8/25	at Providence (4,762)	Patriots 28, Bills 10
9/ 1	at Buffalo (9,022)	Patriots 15, Bills 12

1962 (2-3-0)

8/11	at Providence (9,000)	Raiders 21, Patriots 20
8/15	at Buffalo (22,112)	Patriots 12, Bills 7
8/18	at New Orleans (31,000)	Oilers 20, Patriots 10
8/25	at Lowell, Mass. (11,118)	Patriots 17, Titans 10
9/ 1	at Boston (8,783)	Bills 7, Patriots 6

1963 (0-5-0)

8/ 4	at Oakland (9,721)	Raiders 24, Patriots 17
8/10	at San Diego (16,427)	Chargers 50, Patriots 17
8/14	at Lowell, Mass. (9,387)	Oilers 21, Patriots 20
8/24	at Buffalo (17,697)	Bills 24, Patriots 14
9/ 1	at New Brunswick, N.J. (12,500)	Jets 22, Patriots 20

1964 (0-5-0)

8/ 9	at Boston (20,087)	Oilers 38, Patriots 7
8/18	at Lowell, Mass. (6,390)	Jets 23, Patriots 7
8/22	at New Brunswick, N.J. (11,500)	Jets 21, Patriots 20
8/28	at Buffalo (12,566)	Bills 24, Patriots 14
9/ 5	at Denver (20,568)	Broncos 27, Patriots 17

1965 (0-5-0)

8/ 8	at Boston (23,674)	Bills 23, Patriots 0
8/13	at Allentown, Pa. (18,000)	Jets 26, Patriots 16
8/21	at Houston (30,142)	Oilers 27, Patriots 6
8/28	at Norfolk, Va. (9,217)	Jets 17, Patriots 0
9/ 4	at Kansas City (15,157)	Chiefs 34, Patriots 7

1966 (1-3-0)

8/ 7	at Boston (23,291)	Bills 19, Patriots 13
8/20	at Anaheim (36,038)	Patriots 21, Raiders 10
8/27	at San Diego (11,894)	Chargers 31, Patriots 13
9/ 1	at Mobile, Ala. (22,000)	Jets 41, Patriots 3

1967 (1-3-0)

8/ 4	at Bridgeport, Conn. (16,000)	Jets 55, Patriots 13
8/13	at Boston (29,313)	Colts 33, Patriots 3
8/20	at Rochester, N.Y. (15,300)	Patriots 13, Bills 10
8/26	at Boston (15,523)	Redskins 13, Patriots 7

1968 (1-3-0)

8/10	at New Orleans (54,400)	Saints 19, Patriots 0
8/17	at Richmond, Va. (14,000)	Jets 25, Patriots 3
8/23	at Jacksonville, Fla. (15,003)	Patriots 19, Dolphins 17
9/ 2	at Boston (31,404)	Eagles 22, Patriots 20

1969 (2-3-0)

8/10	at Bowling Green (16,900)	Patriots 21, Bengals 13
8/17	at Boston (24,084)	Falcons 34, Patriots 16
8/25	at Montreal (8,212)	Lions 22, Patriots 9
8/31	at Jacksonville, Fla. (18,375)	Patriots 26, Broncos 10
9/ 6	at Birmingham (18,000)	Dolphins 13, Patriots 0

1970 (0-4-0)

8/16	at Boston (25,584)	Redskins 45, Patriots 21
8/29	at Jackson, Miss. (32,000)	Saints 26, Patriots 0
9/ 4	at Shreveport, La. (22,000)	Steelers 31, Patriots 3
9/11	at Salt Lake City, Ut. (17,832)	Broncos 16, Patriots 14

1971 (1-5-0)

8/ 8	at Minneapolis (31,813)	Vikings 17, Patriots 10
8/15	at Foxboro (60,423)	Patriots 20, Giants 14
8/22	at Buffalo (31,610)	Bills 28, Patriots 14
8/29	at Foxboro (53,271)	Rams 31, Patriots 21
9/ 5	at Foxboro (48,631)	Falcons 45, Patriots 35
9/10	at Memphis, Tenn. (28,082)	Jets 38, Patriots 9

ALL-TIME PRESEASON STANDINGS

TEAM	W	L	T	PCT.	PF	PA	ATTENDANCE
Arizona/Phoenix/St. Louis	1	1	0	.500	21	62	73,809
Atlanta	5	5	0	.500	236	246	391,289
Buffalo	6	7	0	.462	191	201	211,895
Carolina	2	1	0	.667	72	52	184,865
Chicago	1	0	0	1.000	27	17	50,892
Cincinnati	1	2	0	.333	52	53	71,609
Cleveland	1	2	0	.333	57	52	111,733
Dallas	4	1	0	.800	123	74	325,524
Denver	3	5	0	.375	193	176	247,066
Detroit	2	4	0	.333	103	168	261,245
Green Bay	6	6	0	.500	211	198	553,975
Indianapolis	0	2	0	.000	17	67	72,099
Jacksonville	0	0	0	.000	0	0	0
Kansas City	3	3	0	.500	132	112	174,795
Miami	1	1	0	.500	19	30	33,003
Minnesota	3	2	0	.600	105	96	231,722
New Orleans	4	3	0	.571	140	126	290,295
NY Giants	4	8	0	.333	181	207	502,925
NY Jets	2	10	0	.167	129	298	238,110
Oakland/LA Raiders	5	6	1	.434	269	246	435,870
Philadelphia	7	7	0	.500	278	245	586,154
Pittsburgh	1	4	0	.200	66	122	228,715
San Diego	2	5	0	.286	118	178	175,438
San Francisco	1	3	0	.250	55	51	92,568
Seattle	1	1	0	.500	40	42	105,693
St.Louis/LA Rams	4	4	0	.500	155	142	360,655
Tampa Bay	1	5	0	.166	86	197	355,787
Houston/Tennessee	0	5	0	.000	57	133	138,729
Washington	9	7	0	.563	359	340	670,886
TOTALS	**80**	**110**	**1**	**.421**	**3,492**	**3,931**	**7,177,346**

1972 (2-4-0)

8/ 5	at Oakland (53,661)	Raiders 31, Patriots 24
8/12	at Philadelphia (30,000)	Eagles 29, Patriots 20
8/20	at Foxboro (50,892)	Patriots 27, Bears 17
8/27	at Foxboro (51,470)	Giants 31, Patriots 10
9/ 2	at Denver (37,128)	Broncos 49, Patriots 24
9/10	at Foxboro (47,684)	Patriots 34, Lions 30

1973 (1-5-1)

7/28	at Canton, Ohio (19,685)	49ers 20, Patriots 7
8/ 5	at Foxboro (43,914)	Patriots 17, Raiders 17
8/12	at Foxboro (49,209)	Giants 13, Patriots 7
8/18	at Atlanta (56,239)	Falcons 27, Patriots 10
8/25	at New Orleans (64,131)	Patriots 31, Saints 6
9/ 2	at Foxboro (50,369)	Redskins 35, Patriots 14
9/ 7	at Detroit (50,104)	Lions 34, Patriots 21

1974 (4-2-0)

8/ 2	at Washington (16,405)	Patriots 21, Redskins 16
8/11	at Foxboro (17,992)	Giants 21, Patriots 6
8/18	at Foxboro (20,546)	Patriots 7, Saints 3
8/24	at San Diego (18,903)	Patriots 23, Chargers 14
8/31	at Spokane, Wash. (18,000)	Broncos 27, Patriots 21
9/ 8	at Foxboro (35,412)	Patriots 27, Eagles 17

1975 (3-2-0)

8/10	at Foxboro (40,726)	Giants 28, Patriots 14
8/17	at Foxboro (40,218)	Patriots 36, Vikings 10
8/22	at Philadelphia (40,156)	Eagles 24, Patriots 10
8/30	at Milwaukee (51,769)	Patriots 20, Packers 17(OT)
9/ 7	at Foxboro (39,502)	Patriots 31, Chargers 24

1976 (3-3-0)

8/ 1	at Foxboro (30,032)	Patriots 13, Giants 7 (OT)
8/ 6	at Norman, Ok. (23,800)	Chargers 26, Patriots 17
8/15	at Foxboro (30,552)	Packers 16, Patriots 14
8/21	at Atlanta (30,619)	Patriots 28, Falcons 17
8/30	at Cleveland (36,016)	Browns 30, Patriots 27
9/ 5	at Foxboro (32,254)	Patriots 27, Eagles 7

All-Time Preseason Results

1977 (5-1-0)

DATE	SITE (ATTENDANCE)	SCORE
8/ 6	at E. Rutherford, N.J. (44,471)	Patriots 19, Giants 3
8/13	at Milwaukee (53,244)	Patriots 38, Packers 3
8/22	at Philadelphia (28,025)	Eagles 21, Patriots 10
8/28	at Foxboro (43,779)	Patriots 13, Steelers 10(OT)
9/ 4	at Foxboro (41,053)	Patriots 45, Redskins 7
9/11	at Foxboro (41,346)	Patriots 29, Falcons 10

1978 (4-0-0)

8/ 5	at Los Angeles (60,134)	Patriots 14, Rams 7
8/12	at Oakland (53,335)	Patriots 21, Raiders 7
8/20	at Foxboro (39,043)	Patriots 24, Chiefs 7
8/27	at Foxboro (42,696)	Patriots 21, Browns 10

1979 (2-2-0)

8/ 4	at Atlanta (59,725)	Patriots 37, Falcons 14
8/12	at Foxboro (44,955)	Rams 15, Patriots 3
8/19	at Foxboro (45,518)	Patriots 35, Raiders 14
8/24	at Denver (75,103)	Broncos 20, Patriots 17(OT)

1980 (1-3-0)

8/11	at Anaheim (66,656)	Patriots 35, Rams 31
8/16	at Oakland (41,649)	Raiders 31, Patriots 29
8/24	at Foxboro (45,207)	Eagles 23, Patriots 17
8/29	at Seattle (64,759)	Seahawks 30, Patriots 23

1981 (4-0-0)

8/10	at Anaheim (69,006)	Patriots 34, Rams 21
8/15	at Tampa, Fla. (66,553)	Patriots 17, Buccaneers 16
8/22	at Foxboro (43,032)	Patriots 23, Raiders 21
8/30	at Foxboro (44,078)	Patriots 19, Redskins 10

1982 (1-3-0)

8/14	at Knoxville, Tenn. (93,251)	Steelers 24, Patriots 20
8/20	at Philadelphia (56,431)	Eagles 14, Patriots 7
8/28	at Dallas (50,118)	Cowboys 36, Patriots 21
9/ 4	at Foxboro (39,888)	Patriots 41, Packers 27

1983 (0-4-0)

8/ 6	at Knoxville, Tenn. (42,816)	Steelers 27, Patriots 16
8/14	at S. F. (50,043)	49ers 17, Patriots 15
8/20	at Los Angeles (40,190)	Rams 13, Patriots 7
8/26	at Tampa Bay (52,108)	Buccaneers 41, Patriots 21

1984 (2-2-0)

8/ 3	at Foxboro (34,751)	Giants 48, Patriots 20
8/11	at Buffalo (19,578)	Bills 23, Patriots 13
8/17	at Washington (35,932)	Patriots 31, Redskins 27
8/24	at Foxboro (22,721)	Patriots 36, Chiefs 7

1985 (1-3-0)

8/10	at Foxboro (27,014)	Saints 32, Patriots 20
8/17	at Kansas City (35,162)	Patriots 31, Chiefs 13
8/23	at Washington (50,538)	Redskins 37, Patriots 36
8/31	at Los Angeles (39,911)	Rams 14, Patriots 13

1986 (4-1-0)

8/ 2	at Canton, Ohio (22,739)	Patriots 21, Cardinals 16
8/10	at Foxboro (37,335)	Patriots 18, Redskins 7
8/16	at New Orleans (54,364)	Patriots 38, Saints 34
8/22	at Los Angeles (44,352)	Raiders 24, Patriots 10
8/30	at Green Bay (50,642)	Patriots 16, Packers 9

1987 (2-2-0)

8/16	at Foxboro (50,014)	Giants 19, Patriots 17
8/23	at Foxboro (38,734)	Eagles 19, Patriots 13(OT)
8/29	at Minneapolis (49,339)	Patriots 38, Vikings 27
9/ 4	at Jacksonville, Fla. (52,508)	Patriots 14, Falcons 13

1988 (1-3-0)

8/ 6	at Foxboro (32,949)	Falcons 34, Patriots 30
8/13	at Memphis, Tenn. (48,113)	Oilers 27, Patriots 14
8/20	at Philadelphia (41,502)	Patriots 24, Eagles 21
8/26	at Foxboro (30,941)	Bengals 27, Patriots 21

1989 (2-2-0)

8/12	at Foxboro (32,398)	Giants 20, Patriots 17
8/19	at St. Louis (48,746)	Patriots 17, Seahawks 12
8/26	at Atlanta (21,118)	Patriots 23, Falcons 7
9/ 1	at Foxboro (26,549)	Packers 16, Patriots 0

1990 (0-4-0)

DATE	SITE (ATTENDANCE)	SCORE
8/ 9	at Montreal (26,869)	Steelers 30, Patriots 14
8/18	at Jacksonville, Fla. (51,066)	Buccaneers 44, Patriots 10
8/24	at Foxboro (23,768)	Bengals 13, Patriots 10 (OT)
8/31	at Foxboro (24,106)	Falcons 45, Patriots 14

1991 (1-3-0)

8/3	at Green Bay (52,852)	Packers 28, Patriots 7
8/10	at Foxboro (16,757)	Redskins 27, Patriots 6
8/17	at Phoenix (51,070)	Cardinals 46, Patriots 0
8/24	at Foxboro (21,147)	Patriots 24, Giants 6

1992 (1-3-0)

8/8	at Indianapolis (42,786)	Colts 34, Patriots 14
8/14	at Foxboro (18,626)	Chargers 20, Patriots 10
8/22	at Detroit (53,682)	Lions 42, Patriots 9
8/29	at Milwaukee, Wis. (47,152)	Patriots 24, Packers 10

1993 (1-3-0)

8/ 7	at San Diego (46,286)	Chargers 13, Patriots 7
8/14	at Toronto, CAN (33,021)	Browns 12, Patriots 9
8/20	at Foxboro (24,909)	Patriots 21, Packers 17
8/27	at Foxboro (46,501)	Chiefs 27, Patriots 20

1994 (3-1-0)

8/ 5	at Foxboro (37,800)	Patriots 24, Saints 6
8/13	at Los Angeles (24,847)	Patriots 28, Rams 10
8/18	at Foxboro (45,394)	Patriots 27, Redskins 17
8/26	at Green Bay (57,722)	Packers 24, Patriots 20

1995 (1-3-0)

8/4	at Foxboro (52,634)	Lions 30, Patriots 17
8/12	at Foxboro (56,241)	Patriots 21, Vikings 14
8/17	at Philadelphia (53,072)	Eagles 31, Patriots 7
8/25	at Oakland (51,709)	Raiders 32, Patriots 24

1996 (3-1-0)

8/2	at Green Bay (57,918)	Packers 24, Patriots 7
8/12	at Dallas (57,874)	Patriots 31, Cowboys 7
8/18	at Foxboro (55,606)	Patriots 37, Eagles 10
8/23	at Foxboro (48,242)	Patriots 27, Redskins 19

1997 (3-1-0)

7/31	at Green Bay (60,778)	Packers 7, Patriots 3
8/8	at Foxboro (60,292)	Patriots 16, Cowboys 10
8/17	at Foxboro (55,354)	Patriots 31, Broncos 21
8/21	at Philadelphia (40,000)	Patriots 28, Eagles 14

1998 (3-2-0)

8/2	at San Francisco (46,374)	49ers 14, Patriots 13
8/9	at Foxboro (54,111)	Vikings 28, Patriots 0
8/17	at Mexico City (106,424)	Patriots 21, Cowboys 3
8/22	at Washington (63,781)	Patriots 20, Redskins 17
8/29	at Foxboro (59,001)	Patriots 24, Eagles 7

1999 (1-3-0)

8/13	at Foxboro (53,440)	Redskins 20, Patriots 14
8/21	at Foxboro (50,816)	Patriots 34, Cowboys 14
8/28	at Tampa Bay (64,092)	Buccaneers 45, Patriots 14
9/2	at Carolina (52,976)	Panthers 23, Patriots 20

2000 (3-2-0)

7/31	at Canton, Ohio (HOF) (22,840)	Patriots 20, 49ers 0
8/4	at Detroit (48,929)	Patriots 13, Lions 10
8/11	at Washington (67,511)	Redskins 30, Patriots 20
8/20	at Foxboro (60,292)	Buccaneers 31, Patriots 21
8/24	at Foxboro (60,292)	Patriots 29, Panthers 21

2001 (3-1-0)

8/10	at Foxboro (60,292)	Patriots 14, Giants 0
8/18	at Carolina (71,597)	Patriots 23, Panthers 8
8/25	at Tampa Bay (65,444)	Buccaneers 20, Patriots 3
8/30	at Foxboro (60,292)	Patriots 33, Redskins 13

42-year record: 80-110-1 (.421)

All-Time Series Standings

(Includes Regular Season and Playoff Games)

TEAM	W	L	T	PCT	PF	PA
Arizona/Phoenix/St. Louis	4	6	0	.400	168	203
Atlanta	4	6	0	.400	162	239
Baltimore Ravens	2	0	0	1.000	66	41
Buffalo	44	39	1	.530	1,652	1,610
Carolina	1	1	0	.500	55	26
Chicago	5	4	0	.556	161	146
Cincinnati	10	8	0	.556	295	393
Cleveland Browns	6	12	0	.333	266	340
Dallas	1	7	0	.125	136	191
Denver	14	22	0	.389	720	848
Detroit	3	4	0	.429	112	157
Green Bay	3	4	0	.429	124	195
Indianapolis/Baltimore	39	24	0	.619	1,459	1,113
Jacksonville	3	1	0	.750	84	76
Kansas City Chiefs/Dallas Texans	9	15	3	.389	518	659
Miami	29	44	0	.397	1,410	1,645
Minnesota	4	4	0	.500	147	195
New Orleans	7	3	0	.700	229	197
New York Giants	3	3	0	.500	87	102
New York Jets	37	46	1	.446	1,830	1,882
Oakland/Los Angeles	14	14	1	.500	618	716
Philadelphia	2	6	0	.250	141	190
Pittsburgh	6	12	0	.333	322	374
San Diego	17	12	2	.581	733	624
San Francisco	2	7	0	.222	147	236
Seattle	6	7	0	.461	244	230
St. Louis/LA Rams	4	5	0	.444	160	177
Tampa Bay	3	2	0	.600	96	83
Tennessee/Houston	18	15	1	.544	796	703
Washington	1	5	0	.167	102	141
Patriots Totals	**301**	**338**	**9**	**.471**	**13,040**	**13,732**

Largest Crowds at Foxboro Stadium

10 Largest Crowds at Foxboro Stadium

1.	61,457	12/5/71	vs. Miami	W	34-13
2.	61,357	10/10/71	vs. N.Y. Jets	W	20-0
3.	61,297	10/2/78	vs. San Diego	W	23-18
	61,297	10/8/78	vs. Philadelphia	W	24-14
	61,297	10/22/78	vs. Miami	W	33-24
	61,297	10/29/78	vs. N.Y. Jets	W	55-21
	61,297	11/12/78	vs. Houston	L	26-23
	61,297	9/3/79	vs. Pittsburgh	L	16-13 (ot)
	61,297	9/23/79	vs. San Diego	W	27-21
	61,297	10/7/79	vs. Detroit	W	24-17
	61,297	10/21/79	vs. Miami	W	28-13
	61,297	11/18/79	vs. Baltimore	W	50-21
	61,297	11/25/79	vs. Buffalo	L	16-13 (ot)

10 Largest Crowds Since 1980

1.	60,994	11/23/80	vs. Baltimore	W	47-21
2.	60,840	11/6/88	vs. Miami	W	21-10
3.	60,834	11/2/80	vs. New York Jets	W	34-21
4.	60,821	10/30/88	vs. Chicago	W	30-17
5.	60,787	12/14/86	vs. San Francisco	L	29-24
6.	60,771	11/13/83	vs. Miami	W	17- 6
7.	60,711	10/21/84	vs. Miami	L	44-24
8.	60,689	10/5/86	vs. Miami	W	34- 7
9.	60,686	9/29/85	vs. L.A. Raiders	L	33-20
10.	60,664	11/1/87	vs. L.A. Raiders	W	23-23

The largest crowd since 1990 was 60,410 on 12/30/90 in a 13-10 loss to the N.Y. Giants.

Series Results

(Includes Playoff Games)

denotes 2002 non-divisional opponents

ARIZONA 6, PATRIOTS 4
1970-at St. Louis 31, NE 0 ....-31
1975-at St. Louis 24, NE 17 ....-7
1978-NE 16, at St Louis 6 ....+10
1981-St. Louis 27, at NE 20 ....-7
1984-St. Louis 33, at NE 10 ....-23
1990-at Phoenix 34, NE 14 ....-20
1991-at Phoenix 24, NE 10 ....-14
1993-NE 23, at Phoenix 21 ....+2
1996-at NE 31, Arizona 0 ....+31
1999-NE 27, at Arizona 3 ....+24
(Points-Cardinals 203, Patriots 168)

ATLANTA 6, PATRIOTS 4
1972-at NE 21, Atlanta 20 ....+1
1977-NE 16, at Atlanta 10 ....+6
1980-Atlanta 37, at NE 21 ....-16
1983-at Atlanta 24, NE 13 ....-11
1986-at NE 25, Atlanta 17 ....+8
1989-at Atlanta 16, NE 15 ....-1
1992-at Atlanta 34, NE 0 ....-34
1995-at Atlanta 30, NE 17 ....-13
1998-Atlanta 41, at NE 10 ....-31
2001-NE 24, at Atlanta 10 ....+14
(Points-Atlanta 239, Patriots 162)

PATRIOTS 2, BALTIMORE 0
1996-NE 46, at Baltimore 38 ....+8
1999-at NE 20, Baltimore 3 ....+17
(Points-Patriots 66, Baltimore 41)

PATRIOTS 44, BUFFALO 39 (1 tie)
1960-Buffalo 13, at NE 0 ....-13
at Buffalo 38, NE 14 ....-24
1961-NE 23, at Buffalo 21 ....+2
at NE 52, Buffalo 21 ....+31
1962-at Buffalo 28, NE 28 ....tie
at NE 21, Buffalo 10 ....+11
1963-at Buffalo 28, NE 21 ....-7
at NE 17, Buffalo 7 ....+10
*NE 26, at Buffalo 8 ....+18
1964-NE 36, at Buffalo 28 ....+8
Buffalo 24, at NE 14 ....-10
1965-at Buffalo 24, NE 7 ....-17
Buffalo 23, at NE 7 ....-16
1966-NE 20, at Buffalo 10 ....+10
at NE 14, Buffalo 3 ....+11
1967-NE 23, at Buffalo 0 ....+23
Buffalo 44, at NE 16 ....-28
1968-NE 16, at Buffalo 7 ....+9
at NE 23, Buffalo 6 ....+17
1969-at Buffalo 23, NE 16 ....-7
at NE 35, Buffalo 21 ....+14
1970-Buffalo 45, at NE 10 ....-35
NE 14, at Buffalo 10 ....+4
1971-at NE 38, Buffalo 33 ....+5
at Buffalo 27, NE 20 ....-7
1972-at Buffalo 38, NE 14 ....-24
Buffalo 27, at NE 24 ....-3
1973-Buffalo 31, at NE 13 ....-18
at Buffalo 37, NE 13 ....-24
1974-at Buffalo 30, NE 28 ....-2
Buffalo 29, at NE 28 ....-1
1975-at Buffalo 45, NE 31 ....-14
Buffalo 34, at NE 14 ....-20
1976-NE 26, at Buffalo 22 ....+4
at NE 20, Buffalo 10 ....+10
1977-Buffalo 24, at NE 14 ....-10
NE 20, at Buffalo 7 ....+13
1978-NE 14, at Buffalo 10 ....+4
at NE 26, Buffalo 24 ....+2
1979-NE 26, at Buffalo 6 ....+20
Buffalo 16, at NE 13(OT) ....-3
1980-at Buffalo 31, NE 13 ....-18
at NE 24, Buffalo 2 ....+22
1981-at Buffalo, 20, NE 17 ....-3
Buffalo 19, at NE 10 ....-9
1982-at NE 30, Buffalo 19 (1-2-83) ....+11
1983-NE 31, at Buffalo 0 ....+31
at NE 21, Buffalo 7 ....+14
1984-NE 21, at Buffalo 17 ....+4
at NE 38, Buffalo 10 ....+28
1985- NE 17, at Buffalo 14 ....+3
at NE 14, Buffalo 3 ....+11
1986-NE 23, at Buffalo 3 ....+20
at NE 22, Buffalo 19 ....+3
1987-at NE 14, Buffalo 7 ....+7
NE 13, at Buffalo 7 ....+6
1988-Buffalo 16, at NE 14 ....-2
at Buffalo 23, NE 20 ....-3
1989-at Buffalo 31, NE 10 ....-21
at NE 33, Buffalo 24 ....+9
1990- Buffalo 27, at NE 10 ....-17
at Buffalo 14, NE 0 ....-14
1991- at Buffalo 22, NE 17 ....-5
at NE 16, Buffalo 13 ....+3
1992- Buffalo 41, at NE 7 ....-34
at Buffalo 16, NE 7 ....-9
1993-at Buffalo 38, NE 14 ....-24
Buffalo 13, at NE 10 (OT) ....-3
1994-Buffalo 38, at NE 35 ....-3
NE 41, at Buffalo 17 ....+24
1995-at NE 27, Buffalo 14 ....+13
NE 35, at Buffalo 25 ....+10
1996-at Buffalo 17, NE 10 ....-7
at NE 28, Buffalo 25 ....+3
1997-at NE 33, Buffalo 6 ....+27
NE 31, at Buffalo 10 ....+21
1998-at Buffalo 13, NE 10 ....-3
at NE 25, Buffalo 21 ....+4
1999-at Buffalo 17, NE 7 ....-10
Buffalo 13, at NE 10 ot ....-3
2000-Buffalo 16, at NE 13 ot ....-3
NE 13, at Buffalo 10 ot ....+3
2001-at NE 21, Buffalo 11 ....+10
NE 12, at Buffalo 9 ot ....+3
*Divisional Playoff
(Points-Patriots 1,652, Buffalo 1,610)

CAROLINA 1, PATRIOTS 1
1995-Carolina 20, at NE 17 (OT) ....-3
2001-NE 38, at Carolina 6 ....+32
(Points-Panthers 26, Patriots 55)

PATRIOTS 5, CHICAGO 4
1973-NE 13, at Chicago 10 ....+3
1979-NE 27, at Chicago 7 ....+20
1982-at Chicago 26, NE 13 ....-13
1985-at Chicago 20, NE 7 ....-13
1985-(*at N.O.) Chicago 46, NE 10 ....-36
1988-at NE 30, Chicago 7 ....+23
1994-NE 13, at Chicago 3 ....+10
1997-at NE 31, Chicago 3 ....+28
2000-at Chicago 24, NE 17 ....-7
*Super Bowl XX
(Points-Patriots 161, Chicago 146)

PATRIOTS 10, CINCINNATI 8
1968-at NE 33, Cincinnati 14 ....+19
1969-NE 25, at Cincinnati 14 ....+11
1970-at Cincinnati 45, NE 7 ....-38
1972-Cincinnati 31, at NE 7 ....-24
1975-at Cincinnati 27, NE 10 ....-17
1978-NE 10, at Cincinnati 3 ....+7
1979-NE 20, at Cincinnati 14 ....+6
1984-at NE 20, Cincinnati 14 ....+6
1985-at NE 34, Cincinnati 23 ....+11
1986-Cincinnati 31, at NE 7 ....-24
1988-at NE 27, Cincinnati 21 ....+6
1990-at Cincinnati 41, NE 7 ....-34
1991-at Cincinnati 29, NE 7 ....-22
1992-at Cincinnati 20, NE 10 ....-10
1993-at NE 7, Cincinnati 2 ....+5
1994-NE 31, at Cincinnati 28 ....+3
2000-at NE 16, Cincinnati 13 ....+3
2001-at Cincinnati 23, NE 17 ....-6
(Points-Cincinnati 393, Patriots 295)

CLEVELAND 12, PATRIOTS 6
1971-at Cleveland 27, NE 7 ....-20
1974-Cleveland 21, at NE 14 ....-7
1977-at Cleveland 30, NE 27(OT) ....-3
1980-at NE 34, Cleveland 17 ....+17
1982-at Cleveland 10, NE 7 ....-3
1983-Cleveland 30, at NE 0 ....-30
1984-NE 17, at Cleveland 16 ....+1
1985-at Cleveland 24, NE 20 ....-4
1987-Cleveland 20, at NE 10 ....-10
1991-Cleveland 20, at NE 0 ....-20
1992-Cleveland 19, at NE 17 ....-2
1993-NE 20, at Cleveland 17 ....+3
1994-at Cleveland 13, at NE 6 ....-7
*at Cleveland 20, NE 13 ....-7
1995-at NE 17, Cleveland 14 ....+3
1999-NE 19, at Cleveland 7 ....+12
2000-at Cleveland 19, NE 11 ....-8
2001-at NE 27, Cleveland 16 ....+11
*AFC First Round Playoff
(Points-Cleveland 340, Patriots 266)

DALLAS 7, PATRIOTS 1
1971-at Dallas 44, NE 21 ....-23
1975-Dallas 34, at NE 31 ....-3
1978-at Dallas 17, NE 10 ....-7
1981-Dallas 35, at NE 21 ....-14
1984-at Dallas 20, NE 17 ....-3
1987-Dallas 23, at NE 17 (OT) ....-6
1996-at Dallas 12, NE 6 ....-6
1999-at NE 13, Dallas 6 ....+7
(Points-Dallas 191, Patriots 136)

DENVER 22, PATRIOTS 14
1960-Denver 13, at NE 10 ....-3
at Denver 31, NE 24 ....-7
1961-at NE 45, Denver 17 ....+28
NE 28, at Denver 24 ....+4
1962-at NE 41, Denver 16 ....+25
NE 33, at Denver 29 ....+4
1963-at Denver 14, NE 10 ....-4
at NE 40, Denver 21 ....+19
1964-NE 39, at Denver 10 ....+29
at NE 12, Denver 7 ....+5
1965-Denver 27, at NE 10 ....-17
NE 28, at Denver 20 ....+8
1966-NE 24, at Denver 10 ....+14
Denver 17, at NE 10 ....-7
1967-at Denver 26, NE 21 ....-5
1968-NE 20, at Denver 17 ....+3
Denver 35, at NE 14 ....-21
1969-at Denver 35, NE 7 ....-28
1972-at Denver 45, NE 21 ....-24
1976-at NE 38, Denver 14 ....+24
1979-at Denver 45, NE 10 ....-35
1980-at NE 23, Denver 14 ....+9
1984-at Denver 26, NE 19 ....-7
1986-at Denver 27, NE 20 ....-7
*at Denver 22, NE 17 ....-5
1987-at Denver 31, NE 20 ....-11
1988-at Denver 21, NE 10 ....-11
1991-Denver 9, at NE 6 ....-3
at Denver 20, NE 3 ....-17
1995-Denver 37, at NE 3 ....-34
1996-Denver 34, at NE 8 ....-26
1997-at Denver 34, NE 13 ....-21
1998-at Denver 27, NE 21 ....-6
1999-at NE 24, Denver 23 ....+1
2000-NE 28, at Denver 19 ....+9
2001-at Denver 31, NE 20 ....-11
*AFC Playoff
(Points-Denver 848, Patriots 720)

DETROIT 4, PATRIOTS 3
1971-Detroit 34, at NE 7 ....-27
1976-at Detroit 30, NE 10 ....-20
1979-at NE 24, Detroit 17 ....+7
1985-at NE 23, Detroit 6 ....+17
1993-Detroit 19, at NE 16 (OT) ....+3
1994-NE 23, at Detroit 17 ....+6
2000-at Detroit 34, NE 9 ....-25
(Points-Detroit 157, Patriots 112)

Series Results

GREEN BAY 4, PATRIOTS 3
1973-at NE 33, Green Bay 24 .....+9
1979-at Green Bay 27, NE 14 .....-13
1985-at NE 26, Green Bay 20 .....+6
1988-at Green Bay 45, NE 3 .....-42
1994-at NE 17, Green Bay 16 .....+1
1996- (*at N.O.) GB 35, NE 21 .....-14
1997-Green Bay 28, at NE 10 .....-18
*Super Bowl XXXI
(Points-Green Bay 195, Patriots 124)

PATRIOTS 39, INDIANAPOLIS 24
1970-Baltimore 14, at NE 6 .....-8
at Baltimore 27, NE 3 .....-24
1971-Baltimore 23, at NE 3 .....-20
NE 21, at Baltimore 17 .....+4
1972-Baltimore 24, at NE 17 .....-7
at Baltimore 31, NE 0 .....-31
1973-at NE 24, Baltimore 16 .....+8
at Baltimore 18, NE 13 .....-5
1974-at NE 42, Baltimore 3 .....+39
NE 27, at Baltimore 17 .....+10
1975-at NE 21, Baltimore 10 .....+11
at Baltimore 34, NE 21 .....-13
1976-Baltimore 27, at NE 13 .....-14
NE 21, at Baltimore 14 .....+7
1977-at NE 17, Baltimore 3 .....+14
at Baltimore 30, NE 24 .....-6
1978-Baltimore 34, at NE 27 .....-7
NE 35, at Baltimore 14 .....+21
1979-at Baltimore 31, NE 26 .....-5
at NE 50, Baltimore 21 .....+29
1980-NE 37, at Baltimore 21 .....+16
at NE 47, Baltimore 21 .....+26
1981-Baltimore 29, at NE 28 .....-1
at Baltimore 23, NE 21 .....-2
1982-NE 24, at Baltimore 13 .....+11
1983-Baltimore 29, at NE 23 (OT) .....-6
at Baltimore 12, NE 7 .....-5
1984-NE 50, at Indianapolis 17 .....+33
at NE 16, Indianapolis 10 .....+6
1985-at NE 34, Indianapolis 15 .....+19
NE 38, at Indianapolis 31 .....+7
1986-at NE 33, Indianapolis 3 .....+30
NE 30, at Indianapolis 21 .....+9
1987-at Indianapolis 30, NE 16 .....-14
at NE 24, Indianapolis 0 .....+24
1988-at NE 21, Indianapolis 17 .....+4
at Indianapolis 24, NE 21 .....-3
1989-NE 23, at Indy 20 (OT) .....+3
at NE 22, Indianapolis 16 .....+6
1990-NE 16, at Indianapolis 14 .....+2
Indianapolis 13, at NE 10 .....-3
1991-NE 16, at Indianapolis 7 .....+9
at NE 23, Indianapolis 17 (OT) +6
1992-NE 37, at Indianapolis 34 (OT) ....+3
Indianapolis 6, at NE 0 .....-6
1993-at Indianapolis 9, NE 6 .....-3
at NE 38, Indianapolis 0 .....+38
1994-NE 12, at Indianapolis 10 .....+2
at NE 28, Indianapolis 18 .....+10
1995-Indianapolis 24, at NE 10 .....-14
at Indianapolis 10, NE 7 .....-3
1996-NE 27, at Indianapolis 9 .....+18
at NE 27, Indianapolis 13 .....+14
1997-NE 31, at Indianapolis 6 .....+25
at NE 20, Indianapolis 17 .....+3
1998-at NE 29, Indianapolis 6 .....+23
NE 21, at Indianapolis 16 .....+5
1999-at NE 31, Indianapolis 28 .....+3
at Indianapolis 20, NE 15 .....-5
2000-at NE 24, Indianapolis 16 .....+8
at Indianapolis 30, NE 23 .....-7
2001-at NE 44, Indianapolis 13 .....+31
NE 38, at Indianapolis 17 .....+21
(Points-Patriots 1,459, Colts 1,113)

PATRIOTS 3, JACKSONVILLE 1
1996-at NE 28, Jacksonville 25 OT .....+3
**at NE 20, Jacksonville 6 ....+14
1997-NE 26, at Jacksonville 20 .....+6
1998-*at Jacksonville 25, NE 10 .....-15
*AFC Wild Card Game
**AFC Championship Game
(Points--Patriots 84, Jaguars 76)

KANSAS CITY 15, PATRIOTS 9 (3 ties)
1960-at NE 42, Kansas City 14 .....+28
at Kansas City 34, NE 0 .....-34
1961-NE 18, at Kansas City 17 .....+1
at NE 28, Kansas City 21 .....+7
1962-at Kansas City 42, NE 28 .....-14
Kansas City 27, at NE 7 .....-20
1963-at NE 24, Kansas City 24 .....tie
at Kansas City 35, NE 3 .....-32
1964-at NE 24, Kansas City 7 .....+17
NE 31, at Kansas City 24 .....+7
1965-at Kansas City 27, NE 17 .....-10
at NE 10, Kansas City 10 .....tie
1966-Kansas City 43, at NE 24 .....-19
NE 27, at Kansas City 27 .....tie
1967-Kansas City 33, at NE 10 .....-23
1968-at Kansas City 31, NE 17 .....-14
1969-Kansas City 31, at NE 0 .....-31
1970-at Kansas City 23, NE 10 .....-13
1973-Kansas City 10, at NE 7 .....-3
1977-at NE 21, Kansas City 17 .....+4
1981-at NE 33, Kansas City 17 .....+16
1990-Kansas City 37, at NE 7 .....-30
1992-at Kansas City 27, NE 20 .....-7
1995-at Kansas City 31, NE 26 .....-5
1998-at NE 40, Kansas City 10 .....+30
1999-at Kansas City 16, NE 14 .....-2
2000-at NE 30, Kansas City 24 .....+6
(Points-Kansas City 659, Patriots 518)

MIAMI 44, PATRIOTS 29
1966-NE 20, at Miami 14 .....+6
1967-at NE 41, Miami 10 .....+31
at Miami 41, NE 32 .....-9
1968-Miami 34, at NE 10 .....-24
at Miami 38, NE 7 .....-31
1969-Miami 17, at NE 16 .....-1
NE 38, Miami 23(at Tampa) ..+15
1970-at NE 27, Miami 14 .....+13
at Miami 37, NE 20 .....-17
1971-at Miami 41, NE 3 .....-38
at NE 34, Miami 13 .....+21
1972-at Miami 52, NE 0 .....-52
Miami 37, at NE 21 .....-16
1973-at Miami 44, NE 23 .....-21
Miami 30, at NE 14 .....-16
1974-at NE 34, Miami 24 .....+10
at Miami 34, NE 27 .....-7
1975-Miami 22, at NE 14 .....-8
at Miami 20, NE 7 .....-13
1976-at NE 30, Miami 14 .....+16
at Miami 10, NE 3 .....-7
1977-at Miami 17, NE 5 .....-12
at NE 14, Miami 10 .....+4
1978-at NE 33, Miami 24 .....+9
at Miami 23, NE 3 .....-20
1979-at NE 28, Miami 13 .....+15
at Miami 39, NE 24 .....-15
1980-at NE 34, Miami 0 .....+34
at Miami 16, NE 13 (OT) .....-3
1981-Miami 30, at NE 27 (OT) .....-3
at Miami 24, NE 14 .....-10
1982-at NE 3, Miami 0 .....+3
*at Miami 28, NE 13 .....-15
1983-at Miami 34, NE 24 .....-10
at NE 17, Miami 6 .....+11
1984-at Miami 28, NE 7 .....-21
Miami 44, at NE 24 .....-20
1985-at NE 17, Miami 13 .....+4
at Miami 30, NE 27 .....-3
**NE 31, at Miami 14 .....+17
1986-at NE 34, Miami 7 .....+27
NE 34, at Miami 27 .....+7
1987-at NE 28, Miami 21 .....+7
NE 24, at Miami 10 .....+14
1988-at NE 21, Miami 10 .....+11
NE 6, at Miami 3 .....+3
1989-Miami 24, at NE 10 .....-14
at Miami 31, NE 10 .....-21
1990-Miami 27, at NE 24 .....-3
at Miami 17, NE 10 .....-7
1991-Miami 20, at NE 10 .....-10
at Miami 30, NE 20 .....-10
1992-at Miami 38, NE 17 .....-21
Miami 16, at NE 13 (OT) .....-3
1993- at Miami 17, NE 13 .....-4
at NE 33, Miami 27 (OT) .....+6
1994- at Miami 39, NE 35 .....-4
Miami 23, at NE 3 .....-20
1995- Miami 20, at NE 3 .....-17
NE 34, at Miami 17 .....+17
1996-at Miami 24, NE 10 .....-14
at NE 42, Miami 23 .....+19
1997-at NE 27, Miami 24 .....+3
NE 14, at Miami 12 .....+2
*at NE 17, Miami 3 .....+14
1998-at Miami 12, NE 9 (OT) .....-3
at NE 26, Miami 23 .....+3
1999-Miami 31, at NE 30 .....-1
at Miami 27, NE 17 .....-10
2000-at Miami 10, NE 3 .....-7
Miami 27, at NE 24 .....-3
2001-at Miami 30, NE 10 .....-20
at NE 20, Miami 13 .....+7
*AFC First Round Playoff
**AFC Championship
(Points-Miami 1,645, Patriots 1,410)

PATRIOTS 4, MINNESOTA 4
1970-Minnesota 35, at NE 14 .....-21
1974-NE 17, at Minnesota 14 .....+3
1979-at NE 27, Minnesota 23 .....+4
1988-at Minnesota 36, NE 6 .....-30
1991-at NE 26, Minnesota 23 (OT) .....+3
1994-at NE 26, Minnesota 20 (OT) .....+6
1997-at Minnesota 23, NE 18 .....-5
2000-Minnesota 21, at NE 13 .....-8
(Points-Minnesota 195, Patriots 147)

PATRIOTS 7, NEW ORLEANS 3
1972-NE 17, at New Orleans 10 .....+7
1976-at NE 27, New Orleans 6 .....+21
1980-NE 38, at New Orleans 27 .....+11
1983-at NE 7, New Orleans 0 .....+7
1986-NE 21, at New Orleans 20 .....+1
1989-New Orleans 28, at NE 24 .....-4
1992-New Orleans 31, at NE 14 .....-17
1995-New Orleans 31, at NE 17 .....-14
1998-NE 30, at New Orleans 27 .....+3
2001-at NE 34, New Orleans 17 .....+17
(Points-Patriots 229, New Orleans 197)

PATRIOTS 3, NY GIANTS 3
1970-NY Giants 16, at NE 0 .....-16
1974-NE 28, at NY Giants 20 .....+8
1987-at NY Giants 17, NE 10 .....-7
1990- NY Giants 13, at NE 10 .....-3
1996-NE 23, at NY Giants 22 .....+1
1999-at NE 16, NY Giants 14 .....+2
(Points-NY Giants 102, Patriots 87)

NY JETS 46, PATRIOTS 37 (1 tie)
1960-NE 28, at New York 24 .....+4
at NE 38, New York 21 .....+17
1961-New York 21, at NE 20 .....-1
at New York 37, NE 30 .....-7
1962-NE 43, at New York 14 .....+29
at NE 24, New York 17 .....+7
1963-at NE 38, New York 14 .....+24
at New York 31, NE 24 .....-7
1964-at NE 26, New York 10 .....+16
at New York 35, NE 14 .....-21
1965-New York 30, at NE 20 .....-10
NE 27, at New York 23 .....+4
1966-at NE 24, New York 24 .....tie
at New York 38, NE 28 .....-10
1967-at New York 30, NE 23 .....-7
New York 29, at NE 24 .....-5
1968-New York 47, NE 31 .....-16
(at Birmingham)
at New York 48, NE 14 .....-34
1969-New York 23, at NE 14 .....-9
at New York 23, NE 17 .....-6
1970-New York 31, at NE 21 .....-10
at New York 17, NE 3 .....-14
1971-at NE 20, New York 0 .....+20
at New York 13, NE 6 .....-7
1972-New York 41, at NE 13 .....-28
at New York 34, NE 10 .....-24
1973-New York 9, at NE 7 .....-2
at New York 33, NE 13 .....-20

NY JETS 46, PATRIOTS 37 (1 tie) Cont.
1974-NE 24, at New York 0 ....+24
New York 21, at NE 16 ....-5
1975-at New York 36, NE 7 ....-29
New York 30, at NE 28 ....-2
1976-at NE 41, New York 7 ....+34
NE 38, at New York 24 ....+14
1977-at New York 30, NE 27 ....-3
at NE 24, New York 13 ....+11
1978-at NE 55, New York 21 ....+34
NE 19, at New York 17 ....+2
1979-at NE 56, New York 3 ....+53
at New York 27, NE 26 ....-1
1980-NE 21, at New York 11 ....+10
at NE 34, New York 21 ....+13
1981-at New York 28, NE 24 ....-4
New York 17, at NE 6 ....-11
1982-New York 31, at NE 7 ....-24
1983-at NE 23, New York 13 ....+10
at New York 26, NE 3 ....-23
1984-NE 28, at New York 21 ....+7
at NE 30, New York 20 ....+10
1985-at NE 20, New York 13 ....+7
at New York 16, NE 13 (OT) ....-3
*NE 26, at New York 14 ....+12
1986-NE 20, at New York 6 ....+14
New York 31, at NE 24 ....-7
1987-at New York 43, NE 24 ....-19
at NE 42, New York 20 ....+22
1988-at NE 28, New York 3 ....+25
NE 14, at New York 13 ....+1
1989-NE 27, at New York 24 ....+3
New York 27, at NE 26 ....-1
1990-New York 37, at NE 13 ....-24
at New York 42, NE 7 ....-35
1991-New York 28, at NE 21 ....-7
NE 6, at New York 3 ....+3
1992- at New York 30, NE 21 ....-9
at NE 24, New York 3 ....+21
1993- at New York 45, NE 7 ....-38
New York 6, at NE 0 ....-6
1994- at New York 24, NE 17 ....-7
at NE 24, New York 13 ....+11
1995- NE 20, at New York 7 ....+13
at NE 31, New York 28 ....+3
1996- NE 31, at New York 27 ....+4
at NE 34, New York 10 ....+24
1997- at NE 27, New York 24 (ot) ....+3
at New York 24, NE 19 ....-5
1998-New York 24, at NE 14 ....-10
at New York 31, at NE 10 ....-21
1999-NE 30, at New York 28 ....+2
New York 24, at NE 17 ....-7
2000-at New York 20, NE 19 ....-1
New York 34, at NE 17 ....-17
2001-New York 10, at NE 3 ....-7
NE 17, at New York 16 ....+1
*AFC Wildcard Game
(Points-NY Jets 1,882, Patriots 1,830)

RAIDERS 14, PATRIOTS 13 (1 tie)
1960-At Oakland 27, NE 14 ....-13
at NE 34, Oakland 28 ....+6
1961-at NE 20, Oakland 17 ....+3
NE 35, at Oakland 21 ....+14
1962-at NE 26, Oakland 16 ....+10
at Oakland 20, NE 0 ....-20
1963-NE 20, at Oakland 14 ....+6
at NE 20, Oakland 14 ....+6
1964-NE 17, at Oakland 14 ....+3
at NE 43, Oakland 43 ....tie
1965-Oakland 24, at NE 10 ....-14
at Oakland 30, NE 21 ....-9
1966-at NE 24, Oakland 21 ....+3
1967-at Oakland 35, NE 7 ....-28
Oakland 48, at NE 14 ....-34
1968-at Oakland 41, NE 10 ....-31
1969-Oakland 38, at NE 23 ....-15
1971-at NE 20, Oakland 6 ....+14
1974-at Oakland 41, NE 26 ....-15
1976-at NE 48, Oakland 17 ....+31
*at Oakland 24, NE 21 ....-3
1978-NE 21, at Oakland 14 ....+7
1981-at Oakland 27, NE 17 ....-10
1985-Los Angeles 35, at NE 20 ....-15
*NE 27 at Los Angeles 20 ....+7
1987-at NE 26, Los Angeles 23 ....+3
1989-at Los Angeles 24, NE 21 ....-3
1994-Los Angeles 21, at NE 17 ....-4
2001-at NE 16, Oakland 13 (ot)** ....+3
*AFC Divisional Playoff
**AFC Wild Card
(Points-Raiders 716, Patriots 618)

PHILADELPHIA 6, PATRIOTS 2
1973-at Philadelphia 24, NE 23 ....-1
1977-at NE 14, Philadephia 6 ....+8
1978-at NE 24, Philadephia 14 ....+10
1981-at Philadelphia 13, NE 3 ....-10
1984-at Philadelphia 27, NE 17 ....-10
1987- Philadelphia 34, at NE 31(OT) ..-3
1990-at Philadelphia 48, NE 20 ....-28
1999-at Philadelphia 24, NE 9 ....-15
(Points-Philadelphia 190, Patriots 141)

PITTSBURGH 12, PATRIOTS 6
1972- at Pittsburgh 33, NE 3 ....-30
1974- Pittsburgh 21, at NE 17 ....-4
1976- NE 30, at Pittsburgh 27 ....+3
1979- Pittsburgh 16, at NE 13 (OT) ....-3
1981- at Pittsburgh 27, NE 21 (OT) ....-6
1982- at Pittsburgh 37, NE 14 ....-23
1983- NE 28, at Pittsburgh 23 ....+5
1986- NE 34, at Pittsburgh 0 ....+34
1989- at Pittsburgh 28, NE 10 ....-28
1990-at Pittsburgh 24, NE 3 ....-21
1991- at Pittsburgh 20, NE 6 ....-14
1993- at Pittsburgh 17, NE 14 ....-3
1995- at Pittsburgh 41, NE 27 ....-14
1996- *at NE 28, Pittsburgh 3 ....+25
1997- Pittsburgh 24, at NE 21 (ot) ....-3
*at Pittsburgh 7, NE 6 ....-1
1998-NE 23, at Pittsburgh 9 ....+14
2001-NE 24, at Pittsburgh 17 ** ....+7
*AFC Divisional Playoff
**AFC Championship Game
(Points-Pittsburgh 374, Patriots 322)

PATRIOTS 17, SAN DIEGO 12 (2 ties)
1960-NE 35, at Los Angeles 0 ....+35
Los Angeles 45, at NE 16 ....-29
1961-San Diego 38, at NE 27 ....-11
NE 41, at San Diego 0 ....+41
1962-at NE 24, San Diego 20 ....+4
NE 20, at San Diego 14 ....+6
1963-at San Diego 17, NE 13 ....-4
San Diego 7, at NE 6 ....-1
*at San Diego 51, NE 10 ....-41
1964-NE 33, at San Diego 28 ....+5
San Diego 26, at NE 17 ....-9
1965-at NE 13, San Diego 13 ....tie
NE 22, at San Diego 6 ....+16
1966-at San Diego 24, NE 0 ....-24
at NE 35, San Diego 17 ....+18
1967-at San Diego 28, NE 14 ....-14
NE 31, at San Diego 31 ....tie
1968-San Diego 27, at NE 17 ....-10
1969-San Diego 13, at NE 10 ....-3
at San Diego 28, NE 18 ....-10
1970-San Diego 16, at NE 14 ....-2
1973-at NE 30, San Diego 14 ....+16
1975-NE 33, at San Diego 19 ....+14
1977-NE 24, at San Diego 20 ....+4
1978-at NE 28, San Diego 23 ....+5
1979-at NE 27, San Diego 21 ....+6
1983-at NE 37, San Diego 21 ....+16
1994-at NE 23, San Diego 17 ....+6
1996-NE 45, at San Diego 7 ....+38
1997-at NE 41, San Diego 7 ....+34
2001-at NE 29, San Diego 26 ot ....+3
*AFL Championship Game
(Points-Patriots 733, San Diego 624)

SAN FRANCISCO 7, PATRIOTS 2
1971-at San Francisco 27, NE 10 ....-17
1975-at NE 24, San Francisco 16 ....+8
1980-at San Francisco 21, NE 17 ....-4
1983-San Francisco 33, at NE 13 ....-20
1986-San Francisco 29, at NE 24 ....-5
1989-*San Francisco 37, NE 20 ....-17
(at Palo Alto)
1992-San Francisco 24, at NE 12 ....-12
1995-at San Francisco 28, NE 3 ....-25
1998-at NE 24, San Francisco 21 ....+3
(Points-San Francisco 236, Patriots 147)

SEATTLE 7, PATRIOTS 6
1977-at NE 31, Seattle 0 ....+31
1980-NE 37, at Seattle 31 ....+6
1982-NE 16, at Seattle 0 ....+16
1983-at Seattle 24, NE 6 ....-18
1984-at NE 38, Seattle 23 ....+15
1985-NE 20, at Seattle 13 ....+7
1986-Seattle 38, at NE 31 ....-7
1988-at NE 13, Seattle 7 ....+6
1989-Seattle 24, at NE 3 ....-21
1990-Seattle 33, at NE 20 ....-13
1992-Seattle 10, at NE 6 ....-4
1993-Seattle 17, at NE 14 ....-3
at Seattle 10, NE 9 ....-1
(Points-Patriots 244, Seattle 230)

ST. LOUIS RAMS 5, PATRIOTS 4
1974-at NE 20, Los Angeles 14 ....+6
1980-Los Angeles 17, at NE 14 ....-3
1983-NE 21, at Los Angeles 7 ....+14
1986-NE 30, at Los Angeles 28 ....+2
1989-Los Angeles 24, at NE 20 ....-4
1992-at Los Angeles 14, NE 0 ....-14
1998-at St. Louis 32, NE 18 ....-14
2001-St. Louis 24, at NE 17 ....-7
NE 20, St. Louis 17 ....+3*
*Super Bowl XXXVI
(Points-Rams 177, Patriots 160)

PATRIOTS 3, TAMPA BAY 2
1976-NE 31, at Tampa Bay 14 ....+17
1985-NE 32, at Tampa Bay 14 ....+18
1988-at NE 10, Tampa Bay 7 (ot) ....+3
1997-at Tampa Bay 27, NE 7 ....-20
2000-Tampa Bay 21, at NE 16 ....-5
(Points-Patriots 96, Tampa Bay 83)

PATRIOTS 18, TENNESSEE 15 (1 tie)
1960-Houston 24, at NE 10 ....-14
at Houston 37, NE 21 ....-16
1961-at NE 31, Houston 31 ....tie
at Houston 27, NE 15 ....-12
1962-at NE 34, Houston 21 ....+13
at Houston 21, NE 17 ....-4
1963-at NE 45, Houston 3 ....+42
NE 46, at Houston 28 ....+18
1964-at NE 25, Houston 24 ....+1
NE 34, at Houston 17 ....+17
1965-at Houston 31, NE 10 ....-21
at NE 42, Houston 14 ....+28
1966-at NE 27, Houston 21 ....+6
NE 38, at Houston 14 ....+24
1967-at NE 18, Houston 7 ....+11
at Houston 27, NE 6 ....-21
1968-Houston 16, at NE 0 ....-16
at Houston 45, NE 17 ....-28
1969-at NE 24, Houston 0 ....+24
at Houston 27, NE 23 ....-4
1971-at NE 28, Houston 20 ....+8
1973-NE 32, at Houston 0 ....+32
1975-Houston 7, at NE 0 ....-7
1978-Houston 26, at NE 23 ....-3
*Houston 31, at NE 14 ....-17
1980-at Houston 38, NE 34 ....-4
1981-at NE 38, Houston 10 ....+28
1982-at NE 29, Houston 21 ....+8
1987-NE 21, at Houston 7 ....+14
1988-at Houston 31, NE 6 ....-25
1989-at NE 23, Houston 13 ....+10
1991-at NE 24, Houston 20 ....+4
1993-Houston 28, at NE 14 ....-14
1998-at NE 27, Tennessee 16 ....+11
*AFC Divisional Playoff
(Points-Patriots 796, Houston 703)

WASHINGTON 5, PATRIOTS 1
1972-at NE 24, Washington 23 ....+1
1978-Washington 16, at NE 14 ....-2
1981-at Washington 24, NE 22 ....-2
1984-Washington 26, at NE 10 ....-16
1990-Washington 25, at NE 10 ....-15
1996-Washington 27, at NE 22 ....-5
(Points-Washington 141, Patriots 102)

Patriots Overtime Games

The Patriots are 12-18 all-time in regular-season overtime games during their 42-year history, including a 2-0 record during 2001. The Patriots are 8-15 when the game is decided by a field goal and 4-3 when a touchdown is the deciding factor. Below is a brief description of each overtime game involving the Patriots.

9/26/77 ....at Cleveland 30, Patriots 27 L
John Smith sent the game into overtime with a 28-yard field goal with no time remaining in regulation. Cleveland's Don Cockroft capped a 10-play, 53-yard drive with a 35-yard game winning field goal after 4:45 of overtime.

9/03/79 ....Pittsburgh 16, at Patriots 13 L
Pittsburgh's Matt Bahr drilled a 41-yard field goal to give the Steelers the victory at the 5:10 mark in overtime. The clutch field goal came on Bahr's first professional attempt of his career.

11/25/79 ..Buffalo 16, at Patriots 13.....L
Buffalo's Nick Mike-Mayer kicked a 29-yard field goal 4:45 into overtime to give the Bills the victory.

12/08/80 ..at Miami 16, Patriots 13 L
Uwe von Schamann kicked his third field goal of the day, a 23-yard game-winner, which gave Miami the three point victory, 3:20 into overtime.

9/27/81 ....at Pittsburgh 27, Patriots 21 L
The Patriots scored two touchdowns in the fourth quarter to recover from a 21-7 deficit. Unfortunately, Terry Bradshaw hit Lynn Swann with a 24-yard touchdown pass 3:19 into overtime to thwart the Patriots hopes for victory.

11/08/81 ..Miami 30, at Patriots 27 L
New England's John Smith nailed a 34-yard field goal with 10 seconds remaining in regulation that sent the game into overtime. The Dolphins' Uwe von Schamann kicked a 30-yard field goal, 7:09 into the extra quarter, that gave Miami the victory.

09/04/83 ..Baltimore 29, at Patriots 23.....L
The Colts' Raul Allegre kicked a 33-yard field goal as time expired in the fourth quarter to send the game into overtime. On the first play of overtime, Baltimore's LB Johnnie Cooks picked up a Tony Collins fumble and rumbled 52 yards for the game winning score.

11/24/85 ..at N.Y. Jets 16, Patriots 13.....L
New England's Tony Franklin sent the game into overtime with a 28-yard field goal with 16 seconds remaining in regulation. In the extra session, the Jets' Pat Leahy kicked a 32-yard field goal to give the Jets a 16-13 win.

11/15/87 ..Dallas 23, at Patriots 17 L
The Cowboys' Roger Ruzik's 20-yard field goal with 28 seconds remaining in regulation tied the game at 17. In overtime, Dallas running back Herschal Walker trotted 60 yards for the game winning touchdown.

11/29/87 ..Philadelphia 34, at Patriots 31 L
The Patriots scored the final 21 points of regulation to send the game into overtime tied at 31. After 12:16 elapsed in overtime, the Eagles' Paul McFadden connected from 38 yards, on his second field goal attempt in overtime.

12/11/88 ..at Patriots 10, Tampa Bay 7 .....W
The Patriots were victorious in overtime for the first time in franchise history, snapping their 10-game overtime losing streak. Jason Staurovsky kicked a 27-yard field goal, 3:08 into overtime, for the win.

10/29/89 ..Patriots 23, at Indianapolis 20 ....W
New England's Greg Davis kicked a 51-yard field goal, 9:57 into overtime, for the 23-20 victory. The Colts' Dean Biasucci sent the game into overtime when he kicked a 39-yard field goal with :51 seconds remaining in regulation.

10/20/91 ..at Patriots 26, Minnesota 23 .....W
With no time remaining in overtime, New England's Jason Staurovsky nailed a 42-yard field goal that gave the Patriots a 26-23 victory. The field goal attempt was Staurovsky's second of overtime.

12/08/91 ..at Patriots 23, Indianapolis 17 ....W
The Patriots scored the games' final 20 points and won their fourth consecutive overtime game. Hugh Millen connected with Ben Coates for a 2-yard touchdown with :07 seconds remaining in regulation and then repeated the feat in overtime when he hit Michael Timpson for the 45-yard game-winning touchdown.

11/15/92 ..Patriots 37, at Indianapolis 34 ....W
The Patriots' Charlie Baumann scored the final six points, including the game-winning 18-yard field goal, 11:35 into the extra session. The win snapped the Patriots' nine-game losing streak during the 1992 season. Baumann's 44-yard field goal with two seconds remaining in regulation sent the game into overtime.

12/27/92 ..Miami 16, at Patriots 13 L
The Dolphins were able to clinch the AFC East crown and a bye in the first round of the playoffs, after they scored the games' final 13 points to win 16-13. Pete Stoyanovich's 35-yard field goal, 6:43 into overtime, propelled the Dolphins to victory.

9/12/93 ....Detroit 19, at Patriots 16 L
Detroit's Jason Hanson kicked a 38-yard field goal, his fourth of the day, 11:04 into overtime to lift the Lions to victory. Drew Bledsoe threw a 2-yard touchdown pass to Vincent Brisby with two seconds remaining in regulation which sent the game into overtime.

Patriots Overtime Games

11/07/93 ..Buffalo 13, at Patriots 10 L
Buffalo's Steve Christie kicked a 27-yard field goal with 14 seconds remaining in regulation to send the contest into overtime. Each team had two opportunities to score in the extra session, and Christie kicked the game winning 32-yard field goal on Buffalo's second chance.

1/02/94 ....at Patriots 33, Miami 27.....W
Drew Bledsoe connected with Michael Timpson for the 36-yard game winning touchdown to cap one of the greatest endings in Patriots history. The lead change four times in the fourth quarter at the two teams combined for 27 points. Miami's Pete Stoyanovich sent the game into overtime with a 24-yard field goal with four second remaining in regulation.

11/13/94 ..at Patriots 26, Minnesota 20 .....W
The Patriots completed one of the greatest comebacks in team history, recovering from a 20-0 deficit to defeat the Vikings. New England's Matt Bahr sent the game into overtime when he kicked a 23-yard field goal with 14 seconds remaining. Drew Bedsoe completed a 14-yard touchdown pass to Kevin Turner, 4:10 into overtime, to give the Patriots the victory.

10/29/95 ..Carolina 20, at Patriots 17.....L
The Patriots scored 14 points in the fourth quarter on two Curtis Martin touchdown runs and tied the score at 17. However, the expansion Panthers were victorious when John Kasay booted a 29-yard field goal with 7:52 remaining in the extra period.

9/22/96 ....at Patriots 28, Jacksonville 25 ....W
The Patriots jumped out to a 22-0 first half lead but the Jaguars clawed their way back. Jaguars quarterback Mark Brunell's touchdown passes of 51, 41 and 61 yards gave them life in the second half and Mike Hollis' 27-yard field goal in the fourth quarter tied the game at 25. However, Patriots' rookie kicker Adam Vinatieri converted five of six field goal attempts, including a 40-yarder in overtime to give the Patriots the victory.

9/14/97 ....at Patriots 27, NY Jets 24.....W
The Patriots won their third consecutive game to open the 1997 season, 27-24, in dramatic fashion when placekicker Adam Vinatieri kicked a 34-yard field goal 6:57 in overtime. The Jets had a chance to win the game at the end of regulation, but defensive end Mike Jones blocked a 29-yard field goal attempt by John Hall with 16 seconds remaining in the game.

12/13/97 ..Pittsburgh 24, at Patriots 21 L
The Steelers sent the game into overtime on a touchdown pass from Kordell Stewart to Mark Bruener and a two-point conversion. They capitalized on a Drew Bledsoe interception with just over two minutes remaining in the game. In the overtime period, the Steelers won the toss and took their only possession 61 yards downfield to set up the game-winning Norm Johnson field goal.

10/25/98 ..at Miami 12, Patriots 9 L
The Dolphins scored the game's final six points, including Olindo Mare's game-winning 43-yard kick. New England's Adam Vinatieri accounted for all of the Patriots' nine points, connecting on three of four field goal attempts.

12/26/99 ..Buffalo 13, Patriots 10 L
The Patriots missed two field goals, one at the end of regulation and one in overtime, and lost to Buffalo. The Bills scored a touchdown to tie the game at 10 with 4:34 remaining and Steve Christie kicked a 23-yard field goal with 1:51 remaining in overtime for the victory.

11/05/00 ..Buffalo 16, Patriots 13 L
Bills Steve Christie booted a 32-yard field goal, the third of his career in overtime against the Patriots. He also tied the game with a 48-yard kick with four seconds remaining in regulation. The Patriots, playing without Drew Bledsoe, took the lead, 13-10 on a 43-yard field goal by Adam Vinatieri.

12/17/00 ..Patriots 13, Buffalo 10 .....W
Amid a snowstorm in Buffalo, Patriots kicker Adam Vinatieri nailed a 24-yard field goal in overtime for the victory. The game time temperature was 35 degrees, with a wind chill of six, and 40 mile-per-hour winds blew snow across the field making traction difficult for both sides. The Patriots and Bills tied the 1984 and 1985 Denver Broncos and Oakland Raiders for an NFL record as they entered overtime for the third consecutive meeting.

10/14/01 ..Patriots 29, San Diego 26.....W
The Patriots scored 10 points with 8:48 remaining in regulation to tie the game at 26. Adam Vinatieri kicked a 23-yard field goal with 3:31 remaining and Tom Brady connected with Jermaine Wiggins for a 3-yard touchdown to tie the game with just 36 seconds remaining. In overtime, Vinatieri nailed a 44-yard field goal for the victory.

12/16/01 ..Patriots 12, Buffalo 9 .....W
The Patriots and Bills needed overtime to decide the outcome of their game for the fourth time in five meetings. Adam Vinatieri converted all four of his field goal attempts, including the game-winning 23-yard field goal in overtime. Former Bill Antowain Smith led the Patriots with 95 yards rushing, including a 38-yard run in overtime to get New England in field goal position.

1/19/02 ....Patriots 16, Raiders 13* .....W
Adam Vinatieri boomed a 45-yard field goal with 27 seconds remaining in regulation to tie the game up at 13 and send it into overtime. The game time temperature dipped to 25 degrees and the field was covered by five inches of snow that didn't let up until the game was over. In overtime the Patriots drove 61 yards on 15 plays and Vinatieri nailed a 23-yard field goal for the 16-13 victory. The Patriots became just the second team in postseason overtime history (16 games) to win the contest on the opening drive of the extra stanza.
*-AFC Divisional Playoff Game

Patriots in Prime Time

The Patriots will appear in a franchise record six nationally televised games this season, including four prime-time contests. New England will be featured in two Monday Night Football games, as well as two Sunday Night Football games. Below is a listing of the results from previous Patriots prime-time appearences:

ABC'S MONDAY NIGHT FOOTBALL (8-18)

DATE	RESULTS	ATTENDANCE
12/4/00	**at NE 30, Kansas City 24**	**60,292**
9/11/00	at N.Y. Jets 20, NE 19	77,687
11/15/99	N.Y. Jets 24, at NE 17	59,077
11/23/98	**at NE 26, Miami 23**	**58,729**
10/19/98	N.Y. Jets 24, at NE 14	60,062
9/7/98	at Denver 27, NE 21	74,745
12/22/97	**NE 14, at Miami 12**	**74,379**
10/27/97	Green Bay 28, at NE 10	59,972
10/6/97	at Denver 34, NE 13	75,821
10/23/95	**at NE 27, Buffalo 14**	**60,203**
12/28/87	**NE 24, at Miami 10**	**61,192**
9/21/87	at N.Y. Jets 43, NE 24	70,847
12/22/86	**NE 34, at Miami 27**	**74,516**
12/16/85	at Miami 30, NE 27	69,489
9/21/81	Dallas 35, at NE 21	60,311
12/8/80	at Miami 16, NE 13 (OT)	63,292
11/10/80	at Houston 38, NE 34	51,524
9/29/80	**at NE 23, Denver 14**	**59,602**
10/1/79	at Green Bay 27, NE 14	56,212
9/3/79	Pittsburgh 16, at NE 13 (OT)	61,297
12/18/78	at Miami 23, NE 3	75,445
9/18/78	Baltimore 34, at NE 27	57,503
9/26/77	at Cleveland 30, NE 27 (OT)	77,910
10/18/76	**at NE 41, N.Y. Jets 7**	**51,236**
12/1/75	at Miami 20, NE 7	68,480
11/6/72	Baltimore 24, at NE 17	60,999

ABC'S THURSDAY NIGHT FOOTBALL (1-1)

DATE	RESULTS	ATTENDANCE
9/11/86	**NE 20, at Jets 6 (ABC)**	**72,422**
11/29/79	at Miami 39, NE 24 (ABC)	75,037

SUNDAY NIGHT FOOTBALL (9-9)
ESPN (6-5); ABC (1-0)

DATE	RESULTS	ATTENDANCE
11/18/01	St. Louis 24, at NE 17	60,292
12/5/99	**at NE 13, Dallas 6**	**58,444**
9/26/99	**at NE 16, N.Y. Giants 14**	**59,169**
9/13/98	**at NE 29, Indianapolis 6**	**60,068**
12/01/96	**NE 45, at San Diego 7**	**59,209**
12/23/95	at Indianapolis 10, NE 7	54,685
11/27/94	**NE 12, at Indianapolis 10**	**43,839**
11/10/91	at Miami 30, NE 20	56,065
12/10/89	at Miami 31, NE 10	55,913
11/20/88	**NE 6, at Miami 3**	**53,526**
11/8/87	*at N.Y. Giants 17, NE 10	73,817
9/24/78	**NE 21, at Oakland 14 (ABC)**	**53,500**

***ESPN's first Regular Season telecast**

TNT (2-4)

DATE	RESULTS	ATTENDANCE
9/14/97	**at NE 27, N.Y. Jets 24 (OT)**	**60,072**
10/27/96	**at NE 28, Buffalo 25**	**58,858**
10/8/95	Denver 37, at NE 3	60,074
9/26/93	at N.Y. Jets 45, NE 7	64,836
10/04/92	at N.Y. Jets 30, NE 21	60,180
10/18/90	at Miami 17, NE 10	62,630

THANKSGIVING DAY (0-2)

DATE	RESULTS	ATTENDANCE
11/22/84	at Dallas 20, NE 17	55,341
11/23/00	at Detroit 34, NE 9	77,923

PATRIOTS IN NATIONALLY TELEVISED GAMES IN 2002

The Patriots will appear in six nationally televised games during the 2002 season, a single-season franchise record. They will open the season, as well as CMGI Field, on Monday Night Football against the Pittsburgh Steelers in a rematch of last season's AFC Championship game.

For the second time in three years and the third time in franchise history, the Patriots will play before a national audience on Thanksgiving Day when they travel to Detroit's Ford Field to face the Lions. The other prime time games include two Sunday Night appearances on ESPN beginning with a Raiders rematch in Oakland (11/17) and when they host the New York Jets (12/23). The Patriots second appearance on Monday Night Football will also be in December when they travel to Tennessee to tackle the Titans. The Patriots nationally televised games during the 2002 season are listed below:

DATE	OPPONENT	TIME	NETWORK
Saturday, Aug. 17	Philadelphia Eagles	8:00 p.m.	CBS
Monday, Sept. 9	Pittsburgh Steelers	9:00 p.m.	ABC
Sunday, Nov. 17	at Oakland Raiders	8:30 p.m.	ESPN
Thursday, Nov. 28	at Detroit Lions	12:30 p.m.	CBS
Monday, Dec. 16	at Tennessee Titans	9:00 p.m.	ABC
Sunday, Dec. 22	New York Jets	8:30 p.m.	ESPN

Year-By-Year Attendance

Regular Season

	HOME GAMES			AWAY GAMES			SEASON	
YEAR	GMS	ATTENDANCE	AVG.	GMS	ATTENDANCE	AVG.	TOTALS	AVG.
1960	7	118,260	16,894	7	110,316	15,759	228,576	16,327
1961	7	115,610	16,516	7	129,984	18,569	245,594	17,542
1962	7	150,626	21,518	7	170,983	24,426	321,609	22,972
1963	7	169,870	24,267	7	143,936	20,562	313,806	22,415
1964	7	199,652	28,522	7	175,246	25,035	374,898	26,778
1965	7	143,098	20,443	7	245,485	35,069	388,583	27,756
1966	7	190,138	27,163	7	240,668	34,381	430,806	30,772
1967*	6	138,861	23,144	8	287,279	35,910	426,140	30,439
1968**	7	156,459	22,351	7	289,204	41,315	445,663	31,833
1969	7	149,412	21,345	7	284,587	40,655	433,999	31,000
1970	7	245,537	35,077	7	361,842	51,692	607,379	43,384
1971	7	411,109	58,730	7	383,143	54,735	794,252	56,732
1972	7	426,993	60,999	7	402,159	57,451	829,152	59,225
1973	7	410,443	58,635	7	416,805	59,544	827,248	59,089
1974	7	420,903	60,129	7	411,595	58,799	832,498	59,464
1975	7	411,490	58,784	7	379,112	54,159	790,602	56,472
1976	7	378,994	54,142	7	387,432	55,347	766,426	54,745
1977	7	415,959	59,423	7	399,419	57,060	815,378	58,241
1978	8	478,978	59,872	8	455,679	56,960	934,657	58,416
1979	8	473,141	59,143	8	502,492	62,812	975,633	60,977
1980	8	458,283	57,285	8	442,001	55,250	900,284	56,268
1981	8	414,741	51,843	8	413,073	51,634	827,814	51,738
1982@	4	149,188	37,297	5	231,781	46,356	380,969	42,330
1983	8	370,958	46,370	8	416,024	52,003	786,982	49,186
1984	8	392,275	49,034	8	468,464	58,558	860,739	53,796
1985	8	438,817	54,852	8	458,341	57,293	897,158	56,072
1986	8	477,688	59,711	8	537,779	67,222	1,015,467	63,467
1987@	8	374,302	46,788	7	431,739	61,677	806,041	53,736
1988	8	438,627	54,828	8	400,372	50,047	838,999	52,437
1989	8	388,522	48,565	8	494,981	61,873	883,503	55,219
1990	8	311,623	38,953	8	417,304	52,163	728,927	45,558
1991	8	303,116	37,890	8	433,249	54,156	736,365	46,023
1992	8	308,409	38,551	8	430,820	53,853	739,229	46,202
1993	8	362,964	45,371	8	443,708	55,464	806,672	50,417
1994	8	472,718	59,090	8	481,673	60,209	954,391	59,649
1995	8	466,743	58,343	8	504,373	63,047	971,116	60,695
1996	8	468,301	58,538	8	522,829	65,354	991,130	61,946
1997	8	477,431	59,679	8	547,518	68,440	1,024,949	64,059
1998	8	475,828	59,479	8	516,846	64,606	992,674	62,042
1999	8	461,624	57,703	8	553,917	69,240	1,015,541	63,471
2000	8	458,880	57,360	8	548,258	68,532	1,007,138	62,946
2001	8	497,035	60,292	8	482,336	62,129	979,371	61,211
Totals	**313**	**14,573,606**	**46,561**	**315**	**16,354,752**	**51,920**	**30,928,358**	**49,249**

Postseason

YEAR	GMS	ATTENDANCE	AVG.	GMS	ATTENDANCE	AVG.	TOTAL	AVG.
1963	-	-		2	64,314	32,157	64,314	32,157
1976	-	-		1	54,037	54,037	54,037	54,037
1978	1	61,297	61,297	-	-		61,297	61,297
1982	-	-		1	68,842	68,842	68,842	68,842
1985	-	-		4	308,690	77,173	308,690	77,173
1986	-	-		1	76,105	76,105	76,105	76,105
1994	-	-		1	77,452	77,452	77,452	77,452
1996	2	120,378	60,189	1	72,301	72,301	192,679	64,226
1997	1	60,041	60,041	1	61,228	61,228	121,269	60,635
1998	-	-	-	1	72,559	72,559	72,559	72,559
2001	1	60,292	60,292	2	137,626	68,111	197,918	65,973
Totals	**5**	**302,008**	**60,402**	**15**	**993,154**	**66,210**	**1,295,162**	**76,186**
Grand Totals	**318**	**14,875,614**	**46,779**	**330**	**17,347,906**	**52,569**	**32,223,520**	**49,727**

*game vs. Chargers was moved to San Diego due to a World Series scheduling conflict at Fenway Park.
**game vs. the Jets was moved to Birmingham, Ala. due to a scheduling conflict at Fenway Park.
Neutral site counted as a "home" game for the Patriots. @1982 and 1987 season were shortened due to player strikes.

1960 Final Offensive Statistics (5-9)

Head Coach: Lou Saban 5-9-0 • Fourth in AFL-East • Home Stadium: Boston University Field

DATE	W/L	SCORE	OPPONENT	ATTENDANCE
9/09	L	10-13	Denver	21,597
9/16	W	28-24	at N.Y. Titans	19,200
9/23	L	0-13	Buffalo	20,732
10/08	W	35- 0	at L.A. Chargers	18,226
10/16	L	14-27	Oakland (at S.F.)	11,500
10/23	L	24-31	at Denver	12,683
10/28	L	16-45	L.A. Chargers	13,988
11/04	W	34-28	Oakland	8,446
11/11	W	38-21	N.Y. Titans	11,653
11/18	W	42-14	Dallas	14,721
11/25	L	10-24	Houston	27,123
12/04	L	14-38	at Buffalo	14,335
12/11	L	0-34	at Dallas	12,000
12/18	L	21-37	at Houston	22,352

Team Statistics

	PATS	OPP
TOTAL FIRST DOWNS	**234**	**237**
By Rushing	86	78
By Passing	126	135
By Penalty	22	24
TOTAL NET YARDS	**4116**	**4255**
Avg. per Game	294.0	303.9
Total Offensive Plays	874	935
Avg. per Play	4.7	4.6
NET YARDS RUSHING	**1512**	**1513**
Total Rushing Plays	363	477
Avg. per Rush	4.2	3.2
Avg. per Game	108.0	108.1
NET YARDS PASSING	**2604**	**2742**
Avg. per Game	186.0	195.0
Sacked/Yards Lost	36/261	29/219
Gross Yards Passing	2865	2958
Att./Completions	475/223	429/210
Completion Pct.	46.9	49.0
Had Intercepted	23	25
PUNTS/AVERAGE	**78/35.8**	**74/37.2**
PENALTIES/YARDS	**69/730**	**77/825**
FUMBLES/BALLS LOST	**36/22**	**41/20**
TOUCHDOWNS	**37**	**46**
Rushing	11	21
Passing	25	19
Returns	1	6

Score by Periods	1	2	3	4	OT	Total
Patriots	85	47	117	37	--	286
Opponents	36	119	89	105	--	349

SCORING	TD	Ru	Pa	Rt	PAT	FG	S	TP
Cappelletti	0	0	0	0	33/36	8/22	0	60
Colclough	9	0	9	0	0/0	0/0	0	54
Christy	6	4	2	0	0/0	0/0	0	36
Lofton	4	0	4	0	0/0	0/0	0	24
Miller	3	1	2	0	0/0	0/0	0	18
Johnson	3	0	3	0	0/0	0/0	0	18
Stephens	3	0	3	0	0/0	0/0	0	18
Crawford	2	2	0	0	0/0	0/0	0	14
Songin	2	2	0	0	0/0	0/0	0	12
Beach	1	0	1	0	0/0	0/0	0	6
Burton	1	1	0	0	0/0	0/0	0	6
Livingston	1	1	0	0	0/0	0/0	0	6
Shonta	1	0	0	1	0/0	0/0	0	6
Wells	1	0	1	0	0/0	0/0	0	6
Team	0	0	0	0	0/0	0/0	1	2
Cudzik	0	0	0	0	0/0	0/1	0	0
PATRIOTS	**37**	**11**	**25**	**1**	**33/36**	**8/23**	**1**	**286**
Opponent	**46**	**21**	**19**	**6**	**43/46**	**10/27**	**0**	**349**

Cappelletti 30/32 PAT kick, 3/4 PAT run
Opponents 43/46 PAT kick, 0/0 others

2-pt conv.: Cappelletti 3-4, Crawford 1-1. Patriots: 4-5, Opp.: 0-0.

RUSHING	NO	YDS	AVG	LG	TD
Miller	101	416	4.2	33	1
Christy	78	363	4.7	48	4
Burton	66	280	4.3	77	1
Crawford	51	238	4.7	39t	2
Wells	14	59	4.2	13	0
Greene	7	44	6.3	21	0
Songin	11	40	3.6	20	2
Garron	8	27	3.4	9	0
Crouthamel	4	16	4.0	6	0
Livingston	10	16	1.6	5	1
Washington	2	10	5.0	7	0
White	5	7	1.4	5	0
Beach	6	-4	-0.7	3	0
Patriots	**363**	**1512**	**4.2**	**77**	**11**
Opponents	**477**	**1513**	**3.2**	**--**	**21**

RECEIVING	NO	YDS	AVG	LG	TD
Colclough	49	666	13.6	61	9
Miller	29	284	9.8	48t	2
Christy	26	268	10.3	53	2
Stephens	22	320	14.5	53	3
Burton	21	196	9.3	35	0
Lofton	19	360	18.9	39	4
Wells	14	206	14.7	78	1
Johnson	11	186	16.9	51t	3
Crawford	10	92	9.2	40	0
Beach	9	132	14.7	51t	1
Green	3	52	17.3	31	0
White	2	24	12.0	13	0
Atchason	2	22	11.0	14	0
Long	2	10	5.0	5	0
Cappelletti	1	28	28.0	28	0
Cudzik	1	11	11.0	11	0
Garron	1	8	8.0	8	0
Livingston	1	0	0.0	0	0
Patriots	**223**	**2865**	**12.8**	**78**	**25**
Opponents	**210**	**2958**	**14.1**	**--**	**19**

INTERCEPTIONS	NO	YDS	AVG	LG	TD
Cappelletti	4	68	17.0	27	0
Jacobs	4	26	6.5	14	0
Bruney	3	35	11.7	18	0
Washington	3	13	4.3	13	0
O'Hanley	3	1	0.3	1	0
Shonta	2	101	50.5	52	0
Soltis	2	33	16.5	33	0
Rudolph	2	13	6.5	13	0
Dee	1	14	14.0	14	0
Brown	1	8	8.0	8	0
Patriots	**25**	**312**	**12.5**	**52**	**0**
Opponents	**23**	**336**	**14.6**	**66t**	**3**

PUNTING	NO	YDS	AVG	LG	BLK
Greene	61	2253	36.9	66	1
Washington	17	539	31.7	48	0
Patriots	**78**	**2792**	**35.8**	**66**	**1**
Opp.	**74**	**2750**	**37.2**	**--**	**1**

PUNT RETURNS	NO	YDS	AVG	LG	TD
Wells	12	66	5.6	19	0
Christy	8	73	9.1	29	0
Bruney	4	31	7.7	19	0
Beach	1	21	21.0	21	0
Cappelletti	1	3	3.0	3	0
Burton	1	0	0.0	0	0
Patriots	**27**	**194**	**7.2**	**29**	**0**
Opponents	**21**	**361**	**17.2**	**--**	**3**

KICK RETURNS	NO	YDS	AVG	LG	TD
Christy	24	617	25.7	52	0
Wells	11	275	28.5	33	0
Beach	7	146	20.7	33	0
Burton	4	161	40.3	59	0
Cappelletti	4	100	25.0	37	0
Bruney	2	39	19.5	20	0
Crouthamel	2	27	13.5	15	0
Garron	1	21	21.0	21	0
Smith	1	13	13.0	13	0
Hunt	1	8	8.0	8	0
DeLucca	1	8	8.0	8	0
Livingston	1	3	3.0	3	0
Greene	1	3	3.0	3	0
Patriots	**60**	**1421**	**23.7**	**59**	**0**
Opponents	**50**	**1123**	**22.5**	**--**	**1**

Sacks: Rudolph 3.0, Dee 2.5, Jacobs 2.0, Sardisco 2.0, Addison 1.0, Hauser 0.5, Team 8.0.

FIELD GOALS	1-19	20-29	30-39	40-49	50+
Cappelletti	1-1	4-5	3-6	0-9	0-1
Cudzik	--	--	--	0-1	--
Patriots	**1-1**	**4-5**	**3-6**	**0-10**	**0-1**
Opp.	**4-4**	**3-6**	**1-6**	**2-11**	**0-0**

Cappelletti: (34G) () (50N) (23G,33G) (47N) (12G,48N,42N) (38N,48B) (42N,37N,27G, 27G) (39N,30G,45B,43N) () (20G,40N) (43N,27N) (48N) ().

Opponents: () (23G) (38N) () (40N)(42N, 47N, 9G) (35B,41N,18G) (47N,38N) (44N) (42N) (35N,20N,32N,16G) (27N,45G) (28N,42N,24G, 49N, 46G) (32G,26G,10G).

Editors Note: Due to insufficent data, the starting line-ups from 1960-67 are incomplete.

1960 Coaching Staff: Joe Collier, Defensive Backfield, Mike Holovak, Offensive Backfield, Red Miller, Offensive Line, Jerry Smith, Defensive Line.

No AFL All-Star Game Played

PASSING	ATT	CMP	YARDS	CMP%	YDS/ATT	TD	TD%	INT	INT%	LG	SK/YDS	RATING
Songin	392	187	2476	47.7	6.32	22	5.6	15	3.8	78	--/--	71.0
Greene	63	27	251	42.9	3.98	1	1.6	6	9.5	31	--/--	20.2
Christy	11	6	94	54.5	8.55	2	18.2	2	18.2	39	--/--	83.1
White	7	3	44	42.9	6.29	0	0.0	0	0.0	23	--/--	64.0
Dimitroff	2	0	0	0.0	0.00	0	0.0	0	0.0	0	--/--	0.0
Patriots	**475**	**223**	**2865**	**46.9**	**6.03**	**25**	**5.3**	**23**	**4.8**	**78**	**36/261**	**64.0**
Opponents	**429**	**210**	**2958**	**49.0**	**6.90**	**19**	**4.4**	**25**	**5.8**	**--**	**29/216**	**62.2**

1961 Final Offensive Statistics (9-4-1)

Head Coaches: Lou Saban (2-3), Mike Holovak (7-1-1) • Second in AFL-East • Home Stadium: Boston University Field

DATE	W/L	SCORE	OPPONENT	ATTENDANCE
9/09	L	20-21	NY Titans	16,683
9/16	W	45-17	Denver	14,479
9/23	W	23-21	at Buffalo	21,504
10/01	L	30-37	at NY Titans	15,189
10/07	L	27-38	San Diego	17,748
10/13	T	31-31	Houston	15,070
10/22	W	52-21	Buffalo	9,398
10/29	W	18-17	at Dallas	20,500
11/03	W	28-21	Dallas	25,063
11/12	L	15-27	at Houston	35,649
11/17	W	20-17	Oakland	17,169
12/03	W	28-24	at Denver	9,303
12/09	W	35-21	at Oakland	6,500
12/17	W	41-0	at San Diego	21,339

Team Statistics

	PATS	OPP
TOTAL FIRST DOWNS	**238**	**243**
By Rushing	93	72
By Passing	120	151
By Penalty	25	20
TOTAL NET YARDS	**4214**	**4123**
Avg. per Game	301.0	294.5
Total Offensive Plays	936	967
Avg. per Play	4.5	4.3
NET YARDS RUSHING	**1675**	**1041**
Total Rushing Plays	389	350
Avg. per Rush	4.3	3.0
Avg. per Game	119.6	74.4
NET YARDS PASSING	**2539**	**3082**
Avg. per Game	181.4	220.1
Sacked/Yards Lost	33/256	44/408
Gross Yards Passing	2795	3490
Att./Completions	420/206	479/241
Completion Pct.	49.0	50.3
Had Intercepted	21	22
PUNTS/AVERAGE	**64/37.6**	**71/40.7**
PUNT RETURN/AVG	**32/13.0**	**15/16.3**
PENALTIES/YARDS	**64/659**	**67/662**
FUMBLES/BALLS LOST	**24/9**	**36/20**
TOUCHDOWNS	**52**	**41**
Rushing	15	9
Passing	29	27
Returns	8	5

Score by Periods	1	2	3	4	OT	Total
Patriots	98	98	118	99	—	413
Opponents	45	109	51	108	—	313

SCORING	TD	Ru	Pa	Rt	PAT	FG	S	TP
Cappelletti	8	0	8	0	48/50	17/32	0	147
Lott	11	5	6	0	0/0	0/0	0	66
Colclough	9	0	9	0	0/0	0/0	0	54
Garron	6	2	3	1	0/0	0/0	0	36
Parilli	5	5	0	0	1/1	0/0	0	32
Webb	4	0	0	4	0/0	0/0	0	24
Stephens	3	0	2	1	0/0	0/0	0	18
Burton	3	2	0	1	0/0	0/0	0	18
Johnson	1	0	1	0	0/0	0/0	0	6
Moore	1	0	0	1	0/0	0/0	0	6
Yewcic	1	1	0	0	0/0	0/0	0	6
Songin	0	0	0	0	0/1	0/0	0	0
PATRIOTS	**52**	**15**	**29**	**8**	**49/52**	**17/32**	**0**	**413**
Opponent	**41**	**9**	**27**	**5**	**40/41**	**9/23**	**0**	**313**

2-pt conv.: Parilli 1-1, Songin 0-1. Patriots 1-2, Opp.: 0-1.

RUSHING	NO	YDS	AVG	LG	TD
Lott	100	461	4.6	38	5
Garron	69	389	5.6	85t	2
Burton	82	260	3.2	43	2
Parilli	38	183	4.8	24	5
Crawford	41	148	3.6	34	0
West	26	90	3.5	31	0
Yewcic	11	51	4.6	13	1
Songin	8	39	4.9	11	0
Colclough	3	37	12.3	16	0
Schwedes	10	14	1.4	5	0
Washington	1	3	3.0	3	0
Patriots	**389**	**1675**	**4.3**	**85t**	**15**
Opponents	**350**	**1041**	**3.0**	**--**	**9**

RECEIVING	NO	YDS	AVG	LG	TD
Cappelletti	45	768	17.1	53	8
Colclough	42	757	18.0	58t	9
Lott	32	333	10.4	47	6
Garron	24	341	14.2	51t	2
Stephens	19	186	9.8	31	2
Burton	13	115	8.8	45	0
Crawford	9	85	9.4	25	0
Johnson	9	82	9.1	21	1
Yewcic	6	56	9.3	46	0
West	5	42	8.4	18	0
Schwedes	1	21	21.0	21	0
Shonta	1	9	9.0	9	0
Patriots	**206**	**2795**	**13.6**	**58t**	**29**
Opponents	**241**	**3490**	**14.5**	**75t**	**27**

INTERCEPTIONS	NO	YDS	AVG	LG	TD
Webb	5	153	30.6	59	2
Washington	4	45	11.3	33	0
Addison	4	17	4.3	10	0
Bruney	2	20	10.0	12	0
Robotti	2	18	9.0	11	0
Hall	2	12	6.0	12	0
Beach	1	37	37.0	37	0
Loudd	1	12	12.0	12	0
Shonta	1	12	12.0	12	0
Patriots	**22**	**326**	**14.8**	**59**	**2**
Opponents	**21**	**198**	**9.4**	**38**	**1**

PUNTING	NO	YDS	AVG	LG	BLk
Yewcic	64	2406	37.6	64	2
Patriots	**64**	**2406**	**37.6**	**64**	**2**
Opp.	**71**	**2887**	**40.7**	**70**	**2**

PUNT RETURNS	NO	YDS	AVG	LG	TD
Bruney	23	109	4.7	11	0
Burton	8	128	16.0	62	0
Lott	1	8	8.0	8	0
Patriots	**32**	**245**	**13.0**	**62**	**0**
Opponents	**15**	**245**	**16.3**	**55**	**2**

KICK RETURNS	NO	YDS	AVG	LG	TD
Garron	16	438	27.4	89	1
Burton	15	401	26.7	91t	1
West	7	191	27.3	37	0
Long	4	24	6.0	11	0
Beach	2	38	19.0	20	0
Webb	1	21	21.0	21	0
Ratkowski	1	17	17.0	17	0
Stephens	1	6	6.0	6	0
Schwedes	1	0	0.0	0	0
Cudzik	1	0	0.0	0	0
Patriots	**49**	**1136**	**23.2**	**91t**	**2**
Opponents	**53**	**1255**	**23.7**	**90t**	**1**

Sacks: Loudd 7.0, Dee 5.5, Addison 3.5, Hunt 3.0, Klein 2.5, Jacobs 1.0, Robutti 1.0, Hall 0.5, Team 3.0.

FIELD GOALS	1-19	20-29	30-39	40-49	50+
Cappelletti	3-3	3-7	9-14	2-8	0-0
Patriots	**3-3**	**3-7**	**9-14**	**2-8**	**0-0**
Opp.	**4-4**	**4-7**	**1-4**	**0-6**	**0-2**

Cappelletti: (28G,32G,32) (35G) (36G, 35G,27N,46G) (34G,30G,22N,16G,46B) () (42N,17G, 42N) (12G) (24G)(47N,27B) (33G,29N) (29G, 33G,42N) (32B) (32N,35N,40N) (40G,32N,38G).

Opponents: () (34G,27N,52N) () (26G) (10G, 41N,26N) (10G,41N,26N) (35N, 49N,24G) () (25G,42N,32N,38N) (44N) (25G,19G) (16G,60N)(23N,18G,43N, 43N) () ().

Editors Note: Due to insufficent data, the starting line-ups from 1960-67 are incomplete.

1961 Coaching Staff: Joe Collier, Defensive Backfield, Mike Holovak, Offensive Backfield, Red Miller, Offensive Line, Jerry Smith, Defensive Line.

AFL All-Stars (7): LB Tom Addison (1), DB Fred Bruney (1), WR Gino Cappelletti (1), DE Bob Dee (1), HB Larry Garron (1), DT Jim Hunt (1), G Charlie Leo (1).

PASSING	ATT	CMP	YARDS	CMP%	YDS/ATT	TD	TD%	INT	INT%	LG	SK/YDS	RATING
Songin	212	98	1429	46.2	6.74	14	6.6	9	4.2	58t	—/—	73.2
Parilli	198	104	1314	52.5	6.64	13	6.6	9	4.5	53	—/—	76.8
Yewcic	8	3	25	37.5	3.13	1	12.5	2	25.0	18t	—/—	46.4
Cappelletti	1	1	27	100.0	27.00	1	100.0	0	0.0	27t	—/—	531.3
Burton	1	0	0	0.0	0.00	0	0.0	1	0.0	0	—/—	—
Patriots	**420**	**206**	**2795**	**49.0**	**6.65**	**29**	**6.9**	**21**	**5.0**	**58t**	**33/256**	**72.8**
Opponents	**479**	**241**	**3490**	**50.3**	**7.29**	**27**	**5.6**	**22**	**4.6**	**75t**	**44/408**	**73.9**

1962 Final Offensive Statistics (9-4-1)

Head Coach: Mike Holovak (9-4-1) • Second in AFL-East • Home Stadium: Boston University Field

DATE	W/L	SCORE	OPPONENT	ATTENDANCE
9/08	L	28-42	at Dallas	32,000
9/16	W	34-21	Houston*	32,276
9/21	W	41-16	Denver	21,038
10/06	W	43-14	at NY Titans	14,412
10/12	L	7-27	Dallas	23,874
10/19	W	24-20	San Diego	20,888
10/26	W	26-16	Oakland	12,514
11/03	T	28-28	at Buffalo	33,247
11/11	W	33-29	at Denver	28,187
11/18	L	17-21	at Houston	35,250
11/23	W	21-10	Buffalo	20,021
11/30	W	24-17	NY Titans	20,015
12/09	W	20-14	at San Diego	19,887
12/16	L	0-20	at Oakland	8,000

*Harvard Stadium

Team Statistics

	PATS	OPP
TOTAL FIRST DOWNS	**230**	**220**
By Rushing	100	68
By Passing	114	136
By Penalty	16	16
TOTAL NET YARDS	**4736**	**4534**
Avg. per Game	338.3	323.9
Total Offensive Plays	943	982
Avg. per Play	5.0	4.6
NET YARDS RUSHING	**1970**	**1426**
Total Rushing Plays	432	393
Avg. per Rush	4.6	3.6
Avg. per Game	140.7	101.9
NET YARDS PASSING	**2766**	**3108**
Avg. per Game	197.6	222.0
Sacked/Yards Lost	23/164	34/327
Gross Yards Passing	2930	3435
Att./Completions	382/195	450/216
Completion Pct.	51.0	48.0
Had Intercepted	13	25
PUNTS/AVERAGE	**69/38.5**	**79/38.5**
PUNT RETURNS/AVG	**26/5.3**	**11/4.9**
PENALTIES/YARDS	**52/456**	**62/554**
FUMBLES/BALLS LOST	**37/20**	**26/10**
TOUCHDOWNS	**41**	**36**
Rushing	11	14
Passing	25	19
Returns	5	3

Score by Periods	1	2	3	4	OT	Total
Patriots	50	116	78	102	--	346
Opponents	65	104	55	71	--	295

SCORING	TD	Ru	Pa	Rt	PAT	FG	S	TP
Cappelletti	5	0	5	0	38/40	20/35	0	128
Colclough	10	0	10	0	0/0	0/0	0	60
Burton	7	2	4	1	0/0	0/0	0	42
Garron	6	2	3	1	0/0	0/0	0	36
Crawford	4	2	2	0	1/1	0/0	0	26
Yewcic	2	2	0	0	0/0	0/0	0	12
Parilli	2	2	0	0	0/0	0/0	0	12
Romeo	1	0	1	0	0/0	0/0	0	6
Addison	1	0	0	1	0/0	0/0	0	6
King	1	1	0	0	0/0	0/0	0	6
Bruney	1	0	0	1	0/0	0/0	0	6
Hall	1	0	0	1	0/0	0/0	0	6
PATRIOTS	**41**	**11**	**25**	**5**	**39/41**	**20/35**	**0**	**346**
Opponent	**36**	**14**	**19**	**3**	**33/36**	**15/26**	**0**	**295**

2-pt conv.: Crawford 1-1. Patriots 1-1, Opp.: 1-3.

RUSHING	NO	YDS	AVG	LG	TD
Burton	134	548	4.1	59	2
Crawford	139	459	3.3	22	2
Garron	67	392	5.9	41t	2
Yewcic	33	215	6.5	27t	2
Parilli	28	169	6.0	33t	2
King	21	144	6.9	71t	1
Lott	8	34	4.3	11	0
Colclough	1	14	14.0	14	0
Cappelletti	1	-5	-5.0	-5	0
Patriots	**432**	**1970**	**4.6**	**71t**	**11**
Opponents	**393**	**1426**	**3.6**	**--**	**14**

RECEIVING	NO	YDS	AVG	LG	TD
Colclough	40	868	21.7	78t	10
Burton	40	461	11.5	69t	4
Romeo	34	608	17.8	62	1
Cappelletti	34	479	14.0	40	5
Crawford	22	224	10.1	44	2
Garron	18	236	8.4	63t	3
King	5	42	8.4	33	0
Webb	1	11	11.0	11	0
Lott	1	1	1.0	1	0
Patriots	**195**	**2930**	**15.0**	**78t**	**25**
Opponents	**216**	**3435**	**15.9**	**97t**	**19**

INTERCEPTIONS	NO	YDS	AVG	LG	TD
O'Hanley	5	83	16.6	28	0
Felt	5	73	14.6	22	0
Addison	5	42	8.4	16	1
Hall	3	94	31.3	47t	1
Bruney	3	70	23.3	33t	1
Buoniconti	2	3	1.5	3	0
Shonta	2	0	0.0	0	0
Patriots	**25**	**365**	**14.6**	**47**	**3**
Opponents	**13**	**55**	**4.2**	**15**	**1**

PUNTING	NO	YDS	AVG	LG	BLK
Yewcic	69	2654	38.5	56	1
Patriots	**69**	**2654**	**38.5**	**56**	**1**
Opp.	**79**	**3040**	**38.5**	**75**	**0**

PUNT RETURNS	NO	YDS	AVG	LG	TD
Burton	21	122	5.8	22	0
Bruney	3	8	2.7	7	0
Buoniconti	1	8	8.0	8	0
Hall	1	0	0.0	0	0
Patriots	**26**	**138**	**5.3**	**22**	**0**
Opponents	**11**	**54**	**4.9**	**15**	**0**

KICK RETURNS	NO	YDS	AVG	LG	TD
Garron	24	686	28.6	95t	1
Burton	13	238	18.3	42	0
King	9	177	19.7	28	0
Stephens	2	46	23.0	31	0
Crawford	2	24	12.0	18	0
Loudd	1	15	15.0	15	0
Dee	1	14	14.0	14	0
Jacobs	1	0	0.0	0	0
Patriots	**53**	**1200**	**22.6**	**95t**	**1**
Opponents	**64**	**1697**	**26.5**	**93t**	**1**

Sacks: Eisenhauer 5.5, Addison 5.0, Dee 4.0, Richardson 3.0, Rudolph 3.0, Klein 1.5, Bruney 1.0, Buoniconti 1.0, Team 4.0.

FIELD GOALS	1-19	20-29	30-39	40-49	50+
Cappelletti	7-9	5-9	7-11	1-6	0-0
Patriots	**7-9**	**5-9**	**7-11**	**1-6**	**0-0**
Opp.	**5-7**	**3-5**	**3-5**	**4-9**	**0-0**

Cappelletti: (46B) (16N,46G,20G) (28G,33G) (28G,12G,38G) (44N,47N) (13G,31N) (25G, 17G,31G,11G) (38N) (35G,37G,18G,14N, 39G) (30N,26G, 20N,26N) (25N) (32G) (29N,18G, 43B, 9G) (37N,44N,32N,26N).

Opponents: () (49N,10N) (37B,18G) () (33G, 26N,24G) (43G,27G) (19G,27N) (14N,46N) (39N,16G,19G,46G,45N) () (36G) (47N,47N,37G) (42G,42G) (19G,21G).

Editors Note: Due to insufficent data, the starting line-ups from 1960-67 are incomplete.

1962 Coaching Staff: Fred Bruney, Defensive Backfield, Marion Campbell, Defensive Line, Art Spinney, Offensive Line.

AFL All-Stars (6): LB Tom Addison (2), DB Fred Bruney (2), DE Larry Eisenhauer (1), WR Jim Colclough (1), DB Dick Felt (1), T Charlie Long (1).

PASSING	ATT	CMP	YARDS	CMP%	YDS/ATT	TD	TD%	INT	INT%	LG	SK/YDS	RATING
Parilli	252	140	1988	55.3	7.86	18	7.1	8	3.2	67t	--/--	91.3
Yewcic	126	54	903	42.9	7.17	7	5.6	5	4.0	78t	--/--	69.7
Garron	3	1	39	33.3	13.00	0	0.0	0	0.0	39	--/--	81.9
Patriots	**382**	**195**	**2930**	**51.0**	**7.67**	**25**	**6.5**	**13**	**3.4**	**78t**	**23/164**	**84.1**
Opps.	**450**	**216**	**3435**	**48.0**	**7.63**	**19**	**4.2**	**25**	**5.6**	**97t**	**34/327**	**64.6**

1963 Final Offensive Statistics (7-6-1)

Head Coach: Mike Holovak (7-6-1) • First in AFL-East • Home Stadium: Fenway Park

DATE	W/L	SCORE	OPPONENT	ATTENDANCE
9/08	W	38-14 *	NY Jets	24,120
9/14	L	13-17 at	San Diego	26,097
9/22	W	20-14 at	Oakland	17,131
9/29	L	10-14 at	Denver	18,636
10/05	L	24-31 at	NY Jets	16,769
10/11	W	20-14	Oakland	26,494
10/18	W	40-21	Denver	25,418
10/26	L	21-28 at	Buffalo	29,243
11/01	W	45-3	Houston	31,185
11/10	L	6-7	San Diego	28,402
11/17	T	24-24	Kansas City	17,270
12/01	W	17-7	Buffalo	16,981
12/08	W	46-28 at	Houston	23,462
12/14	L	3-35 at	Kansas City	12,598
AFL Playoff				
12/28	W	26-8 at	Buffalo	33,044
1/05	L	10-51 at	San Diego	30,127

* game played at Boston College Alumni Stadium.

Team Statistics

	PATS	OPP
TOTAL FIRST DOWNS	227	222
By Rushing	92	59
By Passing	115	144
By Penalty	20	19
TOTAL NET YARDS	**4201**	**3834**
Avg. per Game	300.1	273.9
Total Offensive Plays	874	842
Avg. per Play	4.8	4.6
NET YARDS RUSHING	**1618**	**1107**
Total Rushing Plays	437	310
Avg. per Rush	3.7	3.6
Avg. per Game	115.6	79.1
NET YARDS PASSING	**2583**	**2727**
Avg. per Game	184.5	194.8
Sacked/Yards Lost	27/233	56/526
Gross Yards Passing	2816	3253
Att./Completions	410/184	476/230
Completion Pct.	44.9	48.3
Had Intercepted	29	29
PUNTS/AVERAGE	**75/38.4**	**88/39.9**
PUNT RETURNS/AVG	**40/9.3**	**25/13.0**
PENALTIES/YARDS	**64/614**	**62/1583**
FUMBLES/BALLS LOST	**29/12**	**27/13**
TOUCHDOWNS	**37**	**35**
Rushing	16	12
Passing	17	21
Returns	4	2

Score by Periods	1	2	3	4	OT	Total
Patriots	60	97	72	98	--	327
Opponents	56	69	59	73	--	257

SCORING	TD	Ru	Pa	Rt	PAT	FG	S	TP
Cappelletti	2	0	2	0	35/36	22/38	0	113
Graham	5	0	5	0	0/0	0/0	0	30
Crump	5	5	0	0	0/0	0/0	0	30
Parilli	5	5	0	0	0/0	0/0	0	30
Garron	4	2	2	0	0/0	0/0	0	24
Lott	4	3	1	0	0/0	0/0	0	24
Colclough	3	0	3	0	0/0	0/0	0	18
Romeo	2	0	2	0	0/0	0/0	0	12
Suci	2	0	0	2	0/0	0/0	0	12
Buoniconti	1	0	0	1	0/0	0/0	0	6
Crawford	1	1	0	0	0/1	0/0	0	6
Yewcic	1	1	0	0	0/0	0/0	0	6
Neumann	1	0	1	0	0/0	0/0	0	6
Hunt	1	0	0	1	0/0	0/0	0	6
Team	0	0	0	0	0/0	0/0	1	2
PATRIOTS	**37**	**16**	**17**	**4**	**35/37**	**22/38**	**1**	**327**
Opponent	**35**	**12**	**21**	**2**	**35/35**	**4/21**	**0**	**257**

2-pt conv.: Crawford 0-1. Patriots 0-1, Opp.: 0-0.

RUSHING	NO	YDS	AVG	LG	TD
Garron	179	750	4.1	47t	2
Crawford	71	233	3.3	19	1
Yewcic	22	161	7.3	46	1
Neumann	44	148	3.4	17	0
Parilli	36	126	3.5	19	5
Crump	49	120	2.5	21	5
Lott	35	78	2.2	7	3
Cappelletti	1	2	2.0	2	0
Patriots	**437**	**1618**	**3.7**	**47t**	**17**
Opponents	**310**	**1107**	**3.6**	**68**	**12**

RECEIVING	NO	YDS	AVG	LG	TD
Colclough	42	693	16.5	56t	3
Cappelletti	34	493	14.5	38	2
Romeo	32	418	13.1	38	3
Garron	26	418	16.0	76t	2
Graham	21	550	26.1	77t	5
Crawford	10	89	8.9	28	0
Neumann	10	48	4.8	16	1
Crump	6	46	7.7	12	0
Lott	3	61	20.3	55t	1
Patriots	**184**	**2816**	**15.3**	**77t**	**17**
Opponents	**230**	**3253**	**14.1**	**74t**	**21**

INTERCEPTIONS	NO	YDS	AVG	LG	TD
Suci	7	277	39.6	98t	2
Addison	4	27	6.7	17	0
Felt	3	81	27.0	35	0
O'Hanley	3	79	26.3	61	0
Buoniconti	3	42	14.0	26	0
Hall	3	24	8.0	14	0
Shonta	3	15	5.0	12	0
Hunt	1	78	78.0	78t	1
Stephens	1	22	22.0	22	0
Eisenhauer	1	0	0.0	0	0
Patriots	**29**	**645**	**22.2**	**98t**	**3**
Opponents	**29**	**353**	**12.2**	**62t**	**1**

PUNTING	NO	YDS	AVG	LG	BLK
Yewcic	75	2880	38.4	65	2
Patriots	**75**	**2880**	**38.4**	**65**	**2**
Opp.	**88**	**3515**	**39.9**	**68**	**1**

PUNT RETURNS	NO	YDS	AVG	LG	TD
Suci	25	233	9.3	22	0
Stephens	14	117	8.3	26	0
Garron	1	23	23.0	23	0
Patriots	**40**	**373**	**9.3**	**26**	**0**
Opponents	**25**	**325**	**13.0**	**61**	**0**

KICK RETURNS	NO	YDS	AVG	LG	TD
Garron	28	693	24.7	58	0
Suci	17	360	21.1	35	0
Crump	3	33	11.0	14	0
Watson	1	9	9.0	9	0
Yates	1	0	0.0	0	0
Patriots	**50**	**1095**	**21.9**	**58**	**0**
Opponents	**68**	**1587**	**23.3**	**47**	**0**

Sacks: Eisenhauer 9.0, Dee 7.0, Buoniconti 6.5, Rudolph 6.0, Antwine 4.0, Addison 2.5, Hall 2.0, Richardson 1.0, Team 8.0.

FIELD GOALS	1-19	20-29	30-39	40-49	50+
Cappelletti	2-3	3-4	12-16	5-14	0-1
Patriots	**2-3**	**3-4**	**12-16**	**5-14**	**0-1**
Opp.	**0-1**	**1-2**	**2-9**	**1-8**	**0-1**

Cappelletti: (47N,31G,44N) (35G,9N,36G) (46G,47G) (49N,18G) (45N,22G) (37G,32G) (24G,34G,42G,32G) (23B) (48N,40N,37N, 37G) (38N,36G,25G,37N,55N) (32G,40N, 43N) (41N,43G) (33G,38N,32G,44G) (14G).

Opponents: (39N) (30N,31G) () (43N, 38N, 52N) (36G,38N) () () (40N,42B) (46G) (12N, 48N) (36N,27G,25N,45N) (37N) () (41N,37N, 49N).

Editors Note: Due to insufficent data, the starting line-ups from 1960-67 are incomplete.

1963 Coaching Staff: Fred Bruney, Defensive Backfield, Marion Campbell, Defensive Line, Art Spinney, Offensive Line.

AFL All-Stars (11): LB Tom Addison (3), DT Houston Antwine (1), LB Nick Buoniconti (1), WR/K Gino Cappelletti (2), DE Bob Dee (2), DE Larry Eisenhauer (2), RB Larry Garron (2), DB Ron Hall (1), G Charile Long (2), G Billy Neighbors (1), QB Babe Parilli (1).

PASSING	ATT	CMP	YARDS	CMP%	YDS/ATT	TD	TD%	INT	INT%	LG	SK/YDS	RATING
Parilli	337	153	2345	45.4	6.96	13	3.9	24	7.1	77t	--/--	52.3
Yewcic	70	29	444	41.4	6.34	4	5.7	5	7.1	57t	--/--	52.4
Crawford	2	2	27	100.0	13.5	0	0.0	0	0.0	15	--/--	117.0
Garron	1	0	0	0.0	0.0	0	0.0	0	0.0	0	--/--	0.0
Patriots	**410**	**184**	**2816**	**44.9**	**6.87**	**17**	**4.1**	**29**	**7.1**	**77t**	**27/233**	**52.2**
Opps.	**476**	**230**	**3253**	**48.3**	**6.83**	**21**	**4.4**	**29**	**6.1**	**74t**	**56/526**	**60.1**

1964 Final Offensive Statistics (10-3-1)

Head Coach: Mike Holovak (10-3-1) • Second in AFL-East • Home Stadium: Fenway Park

DATE	W/L	SCORE	OPPONENT	ATTENDANCE
9/13	W	17-14	at Oakland	21,126
9/20	W	33-28	at San Diego	20,568
9/27	W	26-10	NY Jets	22,716
10/04	W	39-10	at Denver	15,485
10/09	L	17-26	San Diego	35,096
10/16	T	43-43	Oakland	23,279
10/23	W	24-7	Kansas City	27,400
10/31	L	14-35	at NY Jets	45,003
11/06	W	25-24	Houston	28,161
11/15	W	36-28	at Buffalo	42,308
11/20	W	12-7	Denver	24,979
11/29	W	34-17	at Houston	17,560
12/06	W	31-24	at Kansas City	13,166
12/20	L	14-24	Buffalo	38,021

Team Statistics

	PATS	OPP
TOTAL FIRST DOWNS	**226**	**243**
By Rushing	66	63
By Passing	144	165
By Penalty	16	15
TOTAL NET YARDS	**4527**	**4360**
Avg. per Game	323.4	311.4
Total Offensive Plays	856	933
Avg. per Play	5.1	4.7
NET YARDS RUSHING	**1361**	**1143**
Total Rushing Plays	381	356
Avg. per Rush	3.6	3.2
Avg. per Game	97.2	81.6
NET YARDS PASSING	**3166**	**3217**
Avg. per Game	226.1	229.8
Sacked/Yards Lost	29/301	47/428
Gross Yards Passing	3467	3645
Att./Completions	476/229	530/261
Completion Pct.	48.1	49.2
Had Intercepted	27	31
PUNTS/AVERAGE	**78/38.0**	**82/41.5**
PUNT RETURNS/AVG	**38/7.3**	**24/7.7**
PENALTIES/YARDS	**53/467**	**84/744**
FUMBLES/BALLS LOST	**23/12**	**33/16**
TOUCHDOWNS	**41**	**36**
Rushing	9	10
Passing	31	23
Returns	1	3

Score by Periods	1	2	3	4	OT	Total
Patriots	**61**	**84**	**98**	**122**	**--**	**365**
Opponents	**65**	**81**	**69**	**82**	**--**	**297**

SCORING	TD	Ru	Pa	Rt	PAT	FG	S	TP
Cappelletti	7	0	7	0	37/37	25/39	0	155
Garron	9	2	7	0	0/0	0/0	0	54
Graham	6	0	6	0	0/0	0/0	0	36
Colclough	5	0	5	0	2/2	0/0	0	34
Burton	5	3	2	0	0/0	0/0	0	30
Romeo	4	0	4	0	0/0	0/0	0	24
Garrett	2	2	0	0	0/0	0/0	0	12
Parilli	2	2	0	0	0/2	0/0	0	12
O'Hanley	1	0	0	1	0/0	0/0	0	6
Rudolph	0	0	0	0	0/0	0/0	1	2
PATRIOTS	**41**	**9**	**31**	**1**	**39/41**	**25/39**	**1**	**365**
Opponent	**36**	**10**	**23**	**3**	**34/36**	**14/30**	**0**	**297**

2-pt conv.: Cappelletti 1-1, Colclough 2-2, Parilli 0-2. Patriots 3-5, Opp.: 2-3.

RUSHING	NO	YDS	AVG	LG	TD
Garron	183	585	3.2	16	2
Burton	102	340	3.3	33	3
Garrett	56	259	4.6	58	2
Parilli	34	168	4.9	32	2
Cappelletti	1	7	7.0	7	0
Yewcic	5	2	0.4	2	0
Patriots	**381**	**1361**	**3.6**	**58**	**9**
Opponents	**356**	**1143**	**3.2**	**--**	**10**

RECEIVING	NO	YDS	AVG	LG	TD
Cappelletti	49	865	17.7	58t	7
Graham	45	720	16.0	80t	6
Garron	40	350	8.8	52t	7
Colclough	32	657	20.5	59t	5
Burton	27	306	11.3	59t	2
Romeo	26	445	17.1	38	4
Garrett	8	101	12.6	57	0
Snyder	1	12	12.0	12	0
Crawford	1	11	11.0	11	0
Patriots	**229**	**3467**	**15.1**	**80t**	**31**
Opponents	**261**	**3645**	**14.0**	**80t**	**23**

INTERCEPTIONS	NO	YDS	AVG	LG	TD
Hall	11	148	13.5	50	0
Webb	6	43	7.2	25	0
Buoniconti	5	75	15.0	26	0
O'Hanley	3	120	40.0	47	1
Felt	2	10	5.0	8	0
Addison	2	4	2.0	4	0
Shonta	1	21	21.0	21	0
Dukes	1	6	6.0	6	0
Patriots	**31**	**427**	**13.8**	**50**	**1**
Opponents	**27**	**485**	**18.0**	**70**	**1**

PUNTING	NO	YDS	AVG	LG	BLK
Yewcic	73	2787	38.7	63	1
Parilli	5	180	36.0	45	0
Patriots	**78**	**2967**	**38.0**	**63**	**1**
Opp.	**82**	**3401**	**41.5**	**67**	**1**

PUNT RETURNS	NO	YDS	AVG	LG	TD
Burton	11	78	7.1	19	0
Cloutier	20	136	6.8	40	0
Stephens	5	34	6.8	11	0
Garrett	2	28	14.0	28	0
Patriots	**38**	**276**	**7.3**	**40**	**0**
Opponents	**24**	**185**	**7.7**	**52**	**0**

KICK RETURNS	NO	YDS	AVG	LG	TD
Garrett	32	749	23.4	42	0
Garron	10	198	19.8	31	0
Burton	7	131	18.7	27	0
Dukes	2	33	16.5	17	0
Stephens	2	5	2.5	5	0
Cloutier	1	46	46.0	46	0
Romeo	1	5	5.0	5	0
Oakes	1	0	0.0	0	0
Watson	1	0	0.0	0	0
Yates	1	0	0.0	0	0
Patriots	**58**	**1167**	**20.1**	**46**	**0**
Opponents	**70**	**1637**	**23.4**	**93t**	**1**

Sacks: Eisenhauer 7.5, Antwine 5.5, Buoniconti 4.5, Dee 3.5, St. Jean 3.0, Hunt 2.5, Richardson 2.5, Rudolph 2.5, Dukes 2.0, O'Hanley 1.0, Shonta 1.0, Team 2.0.

FIELD GOALS	1-19	20-29	30-39	40-49	50+
Cappelletti	6-6	5-6	5-9	8-16	1-2
Patriots	**6-6**	**5-6**	**5-9**	**8-16**	**1-2**
Opp.	**5-6**	**0-2**	**5-8**	**4-13**	**0-1**

Cappelletti: (47N,46N,48G) (41G,57N, 45N, 26N,32G,37G,37G) (47G,26G, 49N,41G,42G, 44N) (11G,30G,16G, 47G,14G,17G) (48G) (41N,31N) (25G) (30N) (25G,33G,22G,41N) () (35N,51G) (35N,28G,15G,45N) (12G) (46N).

Opponents: (47N,48N) (26N,30G,12G) (40G, 47N) (32G) (54N,16G,17G) (41G, 33N,37G, 9B,38G) (43G) () (46N,23N, 10G) (41G,33G, 35N) (46N,39N) (49N, 49G,41N) (42G) (12N).

Editors Note: Due to insufficent data, the starting line-ups from 1960-67 are incomplete.

1964 Coaching Staff: Art Spinney, Offensive Line, Carl Taseff, Defensive Backs, Chuck Weber, Defensive Line/Backfield.

AFL All-Stars (9): LB Tom Addison (4), DT Houston Antwine (2), LB Nick Buoniconti (2), WR/K Gino Cappelletti (3), DE Bob Dee (3), DE Larry Eisenhauer (3), RB Larry Garron (3), C Jon Morris (1), QB Babe Parilli (2).

PASSING	ATT	CMP	YARDS	CMP%	YDS/ATT	TD	TD%	INT	INT%	LG	SK/YDS	RATING
Parilli	473	228	3465	48.2	7.33	31	6.6	27	5.7	80t	27/279	71.1
Garron	2	0	0	0.0	0.0	0	0.0	0	0.0	0	0/0	--
Yewcic	1	1	2	100.0	2.0	0	0.0	0	0.0	2	0/0	39.6
Cappelletti	0	0	0	0.0	0.0	0	0.0	0	0.0	0	1/11	--
Patriots	**476**	**229**	**3467**	**48.1**	**7.28**	**31**	**6.5**	**27**	**5.7**	**80t**	**29/301**	**70.4**
Opps.	**530**	**261**	**3645**	**49.2**	**6.88**	**23**	**4.3**	**31**	**5.8**	**80t**	**47/428**	**61.9**

1965 Final Offensive Statistics (4-8-2)

Head Coach: Mike Holovak (4-8-2) • Third in AFL-East • Home Stadium: Fenway Park

DATE	W/L	SCORE	OPPONENT	ATTENDANCE
9/11	L	7-24	at Buffalo	45,502
9/19	L	10-31	at Houston	32,445
9/24	L	10-27	Denver	26,782
10/03	L	17-27	at Kansas City	26,773
10/08	L	10-24	Oakland	24,824
10/17	T	13-13	San Diego	20,924
10/24	L	21-30	at Oakland	20,858
10/31	W	22-6	at San Diego	33,366
11/07	L	7-23	Buffalo	24,415
11/14	L	20-30	NY Jets	18,589
11/21	T	10-10	Kansas City	13,056
11/28	W	27-23	at NY Jets	59,334
12/12	W	28-20	at Denver	27,207
12/18	W	42-14	Houston	14,508

Team Statistics

	PATS	OPP
TOTAL FIRST DOWNS	**214**	**232**
By Rushing	55	92
By Passing	130	127
By Penalty	29	13
TOTAL NET YARDS	**3624**	**4131**
Avg. per Game	258.9	295.1
Total Offensive Plays	883	886
Avg. per Play	4.1	4.7
NET YARDS RUSHING	**1117**	**1531**
Total Rushing Plays	373	425
Avg. per Rush	3.0	3.6
Avg. per Game	79.8	109.4
NET YARDS PASSING	**2507**	**2600**
Avg. per Game	179.1	185.7
Sacks/Yards Lost	37/347	30/291
Gross Yards Passing	2854	2891
Att./Completions	473/193	431/206
Completion Pct.	40.8	47.8
Had Intercepted	29	21
PUNTS/AVERAGE	**82/40.1**	**78/42.1**
PENALTIES/YARDS	**58/537**	**72/658**
FUMBLES/BALLS LOST	**24/12**	**24/9**
TOUCHDOWNS	**27**	**34**
Rushing	8	10
Passing	19	17
Returns	0	7

Score by Periods	1	2	3	4	OT	Total
Patriots	39	98	46	61	-	244
Opponents	60	87	62	93	-	302

SCORING	TD	Ru	Pa	Rt	PAT	FG	S	TP
Cappelletti	9	0	9	0	27/27	17/27	0	132
Nance	5	5	0	0	0	0	0	30
Burton	3	1	2	0	0	0	0	18
Colclough	3	0	3	0	0	0	0	18
Garrett	3	1	2	0	0	0	0	18
Romeo	2	0	2	0	0	0	0	12
Garron	2	1	1	0	0	0	0	12
Cunningham	0	0	0	0	0	0	1	2
Team	0	0	0	0	0	0	1	2
PATRIOTS	**27**	**8**	**19**	**0**	**27/27**	**17/27**	**2**	**244**
Opponent	**34**	**10**	**17**	**7**	**28/28**	**22/40**	**0**	**302**

2-pt conv: Pats 0-0; Opp. 2-6 (1-4 pass; 1-2 run)

RUSHING	NO	YDS	AVG	LG	TD
Nance	111	321	2.9	20	5
Garron	74	259	3.5	59	1
Parilli	50	200	4.0	17	0
Garrett	42	147	3.5	26	1
Burton	45	108	2.4	22	1
Bellino	24	49	2.0	10	0
Johnson	19	29	1.5	9	0
Wilson	8	4	0.5	17	0
Patriots	**373**	**1117**	**3.0**	**59**	**8**
Opponents	**425**	**1531**	**3.6**	**63**	**10**

RECEIVING	NO	YDS	AVG	LG	TD
Colclough	40	677	16.9	41	3
Cappelletti	37	680	18.4	57t	9
Graham	25	316	12.6	33	0
Whalen	22	381	17.3	67	0
Garron	15	222	14.8	52	1
Romeo	15	203	13.5	36	2
Nance	12	83	6.9	22	0
Burton	10	127	12.7	73t	2
Garrett	7	49	7.0	15	2
Bellino	5	74	14.8	20	0
Johnson	4	29	7.3	23	0
Yewcic	1	13	13.0	13	0
Patriots	**193**	**2854**	**14.8**	**73t**	**19**
Opponents	**206**	**2891**	**14.0**	**85t**	**17**

INTERCEPTIONS	NO	YDS	AVG	LG	TD
Hall	3	35	11.7	29	0
Buoniconti	3	31	10.3	26	0
Shonta	2	46	23.0	27	0
Webb	2	45	22.5	45	0
Cunningham	2	16	8.0	10	0
Hennessey	2	14	7.0	14	0
Graves	2	0	0.0	0	0
Farmer	1	16	16.0	16	0
Addison	1	13	13.0	13	0
Dukes	1	10	10.0	10	0
O'Hanley	1	5	5.0	5	0
Antwine	1	2	2.0	2	0
Patriots	**21**	**233**	**11.1**	**45**	**0**
Opponents	**29**	**365**	**12.6**	**38t**	**4**

PUNTING	NO	YDS	AVG	LG	BLK
Yewcic	76	3094	40.7	70	2
Wilson	6	194	36.0	49	1
Patriots	**82**	**3288**	**40.1**	**70**	**3**
Opp.	**78**	**3281**	**42.1**	**64**	**0**

PUNT RETURNS	NO	FC	YDS	AVG	LG	TD
Burton	15	0	61	4.1	12	0
Cunningham	5	0	35	7.0	13	0
Hennessey	5	0	21	4.2	9	0
Garrett	1	0	19	19.0	19	0
Nance	1	0	16	16.0	16	0
Patriots	**27**	**0**	**152**	**5.6**	**19**	**0**
Opponents	**33**	**0**	**232**	**7.0**	**41**	**0**

KICK RETURNS	NO	YDS	AVG	LG	TD
Cunningham	17	374	22.0	45	0
Garrett	12	232	19.3	25	0
Burton	7	188	26.9	39	0
Bellino	7	138	19.7	26	0
Garron	5	141	28.2	36	0
Dukes	3	45	15.0	20	0
Nance	3	40	13.3	19	0
Johnson	2	29	14.5	16	0
Rudolph	1	4	4.0	4	0
Canale	2	0	0.0	0	0
Pyne	1	0	0.0	0	0
Patriots	**60**	**1191**	**19.9**	**45**	**0**
Opponents	**41**	**946**	**23.1**	**102t**	**1**

Sacks: Eisenhauer 9.5, Antwine 3.5, Hunt 3.0, Buoniconti 2.0, Pyne 2.0, St. Jean 2.0, Addison 1.0, Hall 1.0, Dukes 0.5, Long 0.5, Team 2.0.

FIELD GOALS	1-19	20-29	30-39	40-49	50+
Cappelletti	5/5	4/7	7/11	0/2	1/2
Patriots	**5/5**	**4/7**	**7/11**	**0/2**	**1/2**
Opp.	**11/11**	**3/5**	**5/14**	**3/8**	**0/2**

Cappelletti: (47n) (33G,38n,25b) (16G) (18G) (13G) (21G,26b,22G) (-) (36n,30G, 33G) (29n) (35n,30G,30G,42n) (17G) (33G,53G) (-) (36n,20G,50n,10G, 24G, 31G).

Opponents: (34n,36G,30b) (36n,36b, 45G) (30G,18G) (14G,48G,43n,51n,36n) (47n,39n,38G,37n) (40G,42n,10G) (22G, 34n,19G,9G) (49n,42n) (28G,16G,32G) (16G,19G,14G) (50n,32G,37n) (25n,14G, 13G,26G)(27b) ().

Editors Note: Due to insufficent data, the starting line-ups from 1960-67 are incomplete.

1965 Coaching Staff: Jesse Richardson, Defensive Line, Art Spinney, Offensive Line, Chuck Weber, Defensive Line/ Backfield.

AFL All-Stars (4): DT Houston Antwine (3), LB Nick Buoniconti (3), DE Bob Dee (4), C Jon Morris (2).

PASSING	ATT	CMP	YARDS	CMP%	YDS/ATT	TD	TD%	INT	INT%	LG	SK/YDS	RATING
Parilli	426	173	2597	40.6	6.10	18	4.2	26	6.1	73t	-/-	49.9
Wilson	46	20	257	43.5	5.59	1	2.2	3	6.5	30	-/-	41.9
Yewcic	1	0	0	0.0	0.00	0	0.0	0	0.0	0	-/-	--
Patriots	**473**	**193**	**2854**	**40.8**	**6.03**	**19**	**4.0**	**29**	**6.1**	**73t**	**37/347**	**49.1**
Opps.	**431**	**206**	**2891**	**47.8**	**6.71**	**17**	**3.9**	**21**	**4.9**	**85t**	**30/291**	**62.5**

1966 Final Offensive Statistics (8-4-2)

Head Coach: Mike Holovak (8-4-2) • Second in AFL East • Home Stadium: Fenway Park

DATE	W/L	SCORE	OPPONENT	ATTENDANCE
9/10	L	0-24	at San Diego	29,539
9/18	W	24-10	at Denver	25,337
9/25	L	24-43	Kansas City	22,641
10/02	T	24-24	NY Jets	27,255
10/08	W	20-10	at Buffalo	45,542
10/23	W	35-17	San Diego	32,371
10/30	W	24-21	Oakland	26,941
11/06	L	10-17	Denver	18,154
11/13	W	27-21	Houston	23,426
11/20	T	27-27	at Kansas City	41,475
11/27	W	20-14	at Miami	22,754
12/04	W	14-3	Buffalo	39,350
12/11	W	38-14	at Houston	17,100
12/17	L	28-38	at NY Jets	58,921

Team Statistics

	PATS	OPP
TOTAL FIRST DOWNS	**243**	**243**
By Rushing	100	68
By Passing	121	153
By Penalty	22	22
Third Down: Md/Att.	-	-
TOTAL NET YARDS	**4536**	**4491**
Avg. per Game	324.0	320.8
Total Offensive Plays	889	900
Avg. per Play	5.1	5.0
NET YARDS RUSHING	**1963**	**1135**
Total Rushing Plays	471	369
Avg. per Rush	4.2	3.1
Avg. per Game	140.2	81.1
NET YARDS PASSING	**2573**	**3356**
Avg. per Game	183.8	239.7
Sacked/Yards Lost	25/211	22/209
Gross Yards Passing	2784	3565
Att./Completions	393/186	509/247
Completion Pct.	47.3	48.5
Had Intercepted	21	22
PUNTS/AVERAGE	**76/36.5**	**86/38.5**
PENALTIES/YARDS	**64/601**	**76/757**
FUMBLES/BALLS LOST	**25/13**	**30/15**
TOUCHDOWNS	**38**	**36**
Rushing	17	7
Passing	20	26
Returns	1	3

Score by Periods	1	2	3	4	OT	Total
Patriots	58	111	89	57	-	315
Opponents	64	58	61	100	-	283

SCORING	TD	Ru	Pa	Rt	PAT	FG	S	TP
Cappelletti	6	0	6	0	35/36	16/32	0	119
Nance	11	11	0	0	0	0	0	66
Garron	9	4	5	0	0	0	0	54
Graham	4	0	4	0	0	0	0	24
Whalen	4	0	4	0	0	0	0	24
Cappadonna	1	1	0	0	1/1	0	0	8
Bellino	1	0	1	0	0	0	0	6
Hunt	1	0	0	1	0	0	0	6
Parilli	1	1	0	0	0	0	0	6
Romeo	0	0	0	0	1/1	0	0	2
Patriots	**38**	**17**	**20**	**1**	**37/38**	**16/32**	**0**	**315**
Opponent	**36**	**7**	**26**	**3**	**34/36**	**11/26**	**0**	**283**

2-pt conv.: Cappadona 1-1, Romeo 1-1. Pats 2-2; opp. 0-0.

RUSHING	NO	YDS	AVG	LG	TD
Nance	299	1458	4.9	65t	11
Garron	101	319	3.2	54	4
Cappadona	22	88	4.0	13	1
Parilli	28	42	1.5	17	1
Huarte	7	40	5.7	13	0
Garrett	13	21	1.6	5	0
Yewcic	1	-5	-5.0	-5	0
Patriots	**471**	**1963**	**4.2**	**65t**	**17**
Opponents	**369**	**1135**	**3.1**	**61**	**7**

RECEIVING	NO	YDS	AVG	LG	TD
Graham	51	673	13.2	42	4
Cappelletti	43	676	15.7	63t	6
Garron	30	416	13.9	61t	5
Whalen	29	502	17.3	45	4
Colclough	16	284	17.8	32	0
Nance	8	103	12.9	45	0
Bellino	6	77	12.8	25t	1
Romeo	2	46	23.0	29	0
Garrett	1	7	7.0	7	0
Patriots	**186**	**2784**	**15.0**	**63t**	**20**
Opponents	**247**	**3565**	**14.4**	**77t**	**26**

INTERCEPTIONS	NO	YDS	AVG	LG	TD
Hall	6	159	26.5	87	0
Hennessey	6	99	16.5	33	0
Buoniconti	4	43	10.8	41	0
Felt	2	35	17.5	32	0
Shonta	1	9	9.0	9	0
Fraser	1	3	3.0	3	0
Graves	1	0	0.0	0	0
Webb	1	0	0.0	0	0
Patriots	**22**	**348**	**15.8**	**87**	**0**
Opponents	**21**	**204**	**9.7**	**32t**	**2**

PUNTING	NO	YDS	AVG	LG	BLK
Fraser	55	2044	37.2	68	2
Yewcic	21	732	34.9	49	1
Patriots	**76**	**2776**	**36.5**	**68**	**3**
Opp.	**86**	**3312**	**38.5**	**60**	**1**

PUNT RETURNS	NO	FC	YDS	AVG	LG	TD
Hennessey	7	0	39	5.6	11	0
Johnson	7	0	37	5.3	12	0
Purvis	5	0	43	8.6	18	0
Bellino	4	0	19	4.8	13	0
Graves	1	0	5	5.0	5	0
Patriots	**24**	**0**	**143**	**6.0**	**18**	**0**
Opponents	**20**	**0**	**127**	**6.4**	**21**	**1**

KICK RETURNS	NO	YDS	AVG	LG	TD
Bellino	18	410	22.8	43	0
Cunningham	17	371	21.8	39	0
Purvis	8	185	23.1	34	0
Cappadonna	3	46	15.3	17	0
Garron	2	49	24.5	29	0
Johnson, B.	2	45	22.5	23	0
Singer	1	27	27.0	27	0
Mangum	1	8	8.0	8	0
Colclough	1	2	2.0	2	0
Johnson	1	2	2.0	2	0
Patriots	**54**	**1145**	**21.2**	**43**	**0**
Opponents	**46**	**988**	**21.5**	**62**	**0**

Sacks: Hunt 9.0, Eisenhauer 4.5, Dee 2.5, Addison 2.0, Farmer 2.0, Antwine 1.5, Fraser 1.5, Team 1.0.

FIELD GOALS	1-19	20-29	30-39	40-49	50+
Cappelletti	6/6	1/4	6/9	3/11	0/2
Patriots	**6/6**	**1/4**	**6/9**	**3/11**	**0/2**
Opp.	**6/6**	**1/5**	**2/7**	**2/7**	**0/1**

Cappelletti: (45n) (24n,44G,14G,32G) (30G) (51n,17G) (10G,47n,31G,50n) (47n) (14G,45n) (34b,33G,31n,20n) (28G,44G,29n) (31G,19G) (47b,32G, 49G,42n) (42n,41b) (13G,35n) ().

Opponents: (10G,40n) (18G) (11G) (48n,38n,30n,17G) (33n,36n,37G,27n) (25n,43G) (45n,28n,52n) (36G,42n) (34n, 48n) (23G,40G,28n) (-) (11G) (-) (12G).

Editors Note: Due to insuffcent data, the starting line-ups from 1960-67 are incomplete.

1966 Coaching Staff: Rommie Loudd, Linebackers, Jesse Richardson, Defensive Line, Art Spinney, Offensive Line, Chuck Weber, Defensive Line/Backfield.

AFL All-Stars (11): DT Houston Antwine (4), LB Nick Buoniconti (4), WR/K Gino Cappelletti (4), DE Larry Eisenhauer (4), DT Jim Lee Hunt (2), C Jon Morris (3), FB Jim Nance (1), T Tom Neville (1), QB Babe Parilli (3), DB Chuck Shonta (1), G Len St. Jean.

PASSING	ATT	CMP	YARDS	CMP%	YDS/ATT	TD	TD%	INT	INT%	LG	SK/YDS	RATING
Parilli	382	181	2721	47.4	7.12	20	5.2	20	5.2	63t	-/-	66.9
Huarte	11	5	63	45.5	5.73	0	0.0	1	9.0	17	-/-	26.4
Patriots	**393**	**186**	**2784**	**47.3**	**7.08**	**20**	**5.1**	**21**	**5.3**	**63t**	**25/211**	**65.9**
Opps.	**509**	**247**	**3565**	**48.5**	**7.00**	**26**	**5.1**	**22**	**4.3**	**77t**	**22/209**	**70.8**

1967 Final Offensive Statistics (3-10-1)

Head Coach: Mike Holovak (3-10-1) • Fifth in AFL-East • Home Stadium: Fenway Park

DATE	W/L	SCORE	OPPONENT	ATTENDANCE
9/03	L	21-26	at Denver	35,488
9/09	L	14-28	at San Diego	39,227
9/17	L	7-35	at Oakland	26,289
9/24	W	23-0	at Buffalo	45,748
10/08	T	31-31	at San Diego	23,620
10/15	W	41-10	Miami	23,955
10/22	L	14-48	Oakland	25,057
10/29	L	23-30	at NY Jets	62,784
11/05	W	18-7	Houston	19,422
11/12	L	10-33	Kansas City	23,010
11/19	L	24-29	NY Jets	26,790
11/26	L	6-27	at Houston	28,044
12/09	L	16-44	Buffalo	20,627
12/17	L	32-41	at Miami	25,969

Team Statistics

	PATS	OPP
TOTAL FIRST DOWNS	**219**	**219**
By Rushing	80	61
By Passing	120	138
By Penalty	19	20
TOTAL NET YARDS	**4027**	**4206**
Avg. per Game	287.6	300.4
Total Offensive Plays	870	871
Avg. per Play	4.6	4.8
NET YARDS RUSHING	**1604**	**1350**
Total Rushing Plays	391	417
Avg. per Rush	4.1	3.2
Avg. per Game	114.6	96.4
NET YARDS PASSING	**2423**	**2856**
Avg. per Game	173.1	204.0
Sacked/Yards Lost	45/361	31/267
Gross Yards Passing	2784	3123
Att./Completions	434/191	423/211
Completion Pct.	44.0	49.9
Had Intercepted	32	17
PUNTS/AVERAGE	**65/40.5**	**73/41.9**
PENALTIES/YARDS	**59/520**	**70/722**
FUMBLES/BALLS LOST	**37/22**	**26/15**
TOUCHDOWNS	**33**	**48**
Rushing	10	12
Passing	20	28
Returns	3	8

Score by Periods	1	2	3	4	OT	Total
Patriots	74	81	60	65	-	280
Opponents	76	139	66	108	-	389

SCORING	TD	Ru	Pa	Rt	PAT	FG	S	TP
Cappelletti	3	0	3	0	29/30	16/31	0	95
Nance	8	7	1	0	0	0	0	48
Garron	5	0	5	0	0	0	0	30
Whalen	5	0	5	0	0	0	0	30
Graham	4	0	4	0	0	0	0	24
Trull	3	3	0	0	0	0	0	18
Cappadonna	1	0	1	0	0	0	0	6
Charles	1	0	0	1	0	0	0	6
Cunningham	1	0	0	1	0	0	0	6
Garrett	1	0	0	1	0	0	0	6
Leo	1	0	1	0	0	0	0	6
Buoniconti	0	0	0	0	0	0	1	2
Hunt	0	0	0	0	0	0	1	2
Canale	0	0	0	0	1/1	0	0	1
PATRIOTS	**33**	**10**	**20**	**3**	**30/31**	**16/31**	**2**	**280**
Opponent	**48**	**12**	**28**	**8**	**44/45**	**19/31**	**0**	**389**

2-pt. Conversions: Patriots 0-2, Opp. 0-2.

RUSHING	No	Yds	Avg	Lg	TD
Nance	269	1216	4.5	53	7
Garron	46	163	3.5	20	0
Cappadonna	28	100	3.6	11	0
Parilli	14	61	4.4	18	0
Trull	19	35	1.8	10	3
Bellino	6	15	2.5	10	0
Leo	1	7	7.0	7	0
Garrett	5	7	1.4	8	0
Huarte	2	5	2.5	4	0
Graham	1	-5	-5.0	-5	0
Patriots	**391**	**1604**	**4.1**	**53**	**10**
Opponents	**417**	**1350**	**3.2**	**67**	**12**

RECEIVING	NO	YDS	AVG	LG	TD
Graham	41	606	14.8	79t	4
Whalen	39	651	16.7	41t	5
Cappelletti	35	397	11.3	35	3
Garron	30	507	16.9	66	5
Nance	22	196	8.9	36	1
Colclough	14	263	18.8	52	0
Cappadonna	6	104	17.3	42	1
Leo	1	25	25.0	25t	1
Nichols	1	19	19.0	19	0
Garrett	1	12	12.0	12	0
Romeo	1	4	4.0	4	0
Patriots	**191**	**2784**	**14.6**	**79t**	**20**
Opponents	**211**	**3123**	**10.1**	**75t**	**28**

INTERCEPTIONS	NO	YDS	AVG	LG	TD
Webb	4	91	22.8	41	0
Buoniconti	4	7	1.8	7	0
Shonta	3	57	19.0	28	0
Mitchell	3	9	3.0	9	0
Cunningham, J.	1	54	54.0	54	0
Charles	1	35	35.0	35t	0
Hall	1	4	4.0	4	0
Patriots	**17**	**257**	**15.1**	**54t**	**2**
Opponents	**32**	**640**	**20.0**	**68t**	**7**

PUNTING	NO	YDS	AVG	LG	BLK
Swanson	65	2632	40.5	62	0
Patriots	**65**	**2632**	**40.5**	**62**	**0**
Opp.	**73**	**3062**	**41.9**	**60**	**1**

PUNT RETURNS	NO	FC	YDS	AVG	LG	TD
Bellino	15	8	129	8.6	18	0
Cunningham, J.	17	5	105	6.2	44	0
Johnson	6	1	124	20.7	52	0
Leo	5	0	54	10.8	43	0
Patriots	**43**	**14**	**412**	**9.6**	**52**	**0**
Opponents	**31**	**12**	**252**	**8.1**	**39**	**0**

KICK RETURNS	NO	YDS	AVG	LG	TD
Cunningham	30	627	20.9	41	0
Bellino	18	357	19.8	32	0
Leo	11	232	21.1	31	0
Garrett	4	73	18.3	20	0
Garron	3	73	24.3	26	0
Cappadonna	3	26	14.5	20	0
Singer	2	29	14.5	20	0
Ilg	1	10	10.0	10	0
Johnson	1	9	9.0	9	0
Patriots	**73**	**1436**	**19.7**	**41**	**0**
Opponents	**45**	**946**	**21.0**	**51**	**0**

Sacks: Antwine 6.0, Eisenhauer 6.0, Hunt 5.0, Dee 2.5, Buoniconti 1.0, Ilg 1.0, Satcher 1.0, Shonta 1.0, Philpott 0.5, Team 2.0.

FIELD GOALS	1-19	20-29	30-39	40-49	50+
Cappelletti	4/6	3/4	3/6	6/11	0/4
Patriots	**4/6**	**3/4**	**3/6**	**6/11**	**0/4**
Opp.	**7/8**	**6/7**	**4/6**	**2/9**	**0/1**

Cappelletti: (-) (38n) (-) (33G,23G,49n, 20n,44n,44n,45G) (37n,51n,41G) (36n, 17b) (-) (14G,42G,33G) (50n,40G,13b, 12G,18G) (47n,24G) (14G) (40G,50n, 51n,30G) (40n) (41G,20G).

Opponents: (20G,9G) (45n,50n,42n) (-) (49n,20n,39n) (32G,49n) (34G,35n) (12G, 24G) (41n,14G,21G,26G,15n) (-) (33G,36G) (40G,49n) (44G,47n,23G) (12G,11G,23G) (13G,13G).

Editors Note: Due to insufficent data, the starting line-ups from 1960-67 are incomplete.

1967 Coaching Staff: Rommie Loudd, Linebackers, Jesse Richardson, Defensive Line, Art Spinney, Offensive Line, Chuck Weber, Defensive Line/Backfield.

AFL All-Stars (7): DT Houston Antwine (5), LB Nick Buoniconti (5), RB Larry Garron (4), DT Jim Lee Hunt (3), C Jon Morris (4), FB Jim Nance (2), T Don Oakes (1).

PASSING	ATT	CMP	YARDS	CMP%	YDS/ATT	TD	TD%	INT	INT%	LG	SK/YDS	RATING
Parilli	344	161	2317	46.8	6.74	19	5.5	24	7.0	79t	29/250	58.3
Trull	81	27	442	33.3	5.46	1	1.2	7	8.6	52	11/75	20.8
Huarte	9	3	25	33.3	2.78	0	0.0	1	11.1	15	5/36	2.8
Patriots	**434**	**191**	**2784**	**44.0**	**6.41**	**20**	**4.6**	**32**	**7.4**	**79t**	**45/361**	**50.0**
Opps.	**423**	**211**	**3123**	**49.9**	**7.38**	**28**	**6.6**	**17**	**4.0**	**75t**	**31/267**	**79.8**

1968 Final Offensive Statistics (4-10)

Head Coach: Mike Holovak (4-10) • Fourth in AFL East • Home Stadium: Fenway Park

DATE	W/L	SCORE	OPPONENT	ATTENDANCE
9/08	W	16-7 at	Buffalo	38,865
9/22	L	31-47	*NY Jets	29,192
9/29	W	20-17 at	Denver	37,024
10/06	L	10-41 at	Oakland	44,253
10/13	L	0-16	Houston	32,502
10/20	W	23-6	Buffalo	21,082
10/27	L	14-48 at	NY Jets	62,351
11/03	L	14-35	Denver	18,304
11/10	L	17-27	San Diego	19,278
11/17	L	17-31 at	Kansas City	48,271
11/24	L	10-34	Miami	18,305
12/01	W	33-14	Cincinnati	17,796
12/08	L	7-38 at	Miami	24,242
12/15	L	17-45 at	Houston	34,198

* at Birmingham, AL

Team Statistics

	PATS	OPP
TOTAL FIRST DOWNS	**181**	**237**
By Rushing	69	86
By Passing	94	123
By Penalty	18	28
TOTAL NET YARDS	**3127**	**4415**
Avg. per Game	223.4	315.4
Total Offensive Plays	868	922
Avg. per Play	3.6	4.8
NET YARDS RUSHING	**1362**	**1825**
Total Rushing Plays	421	479
Avg. per Rush	3.2	3.8
Avg. per Game	97.3	130.4
NET YARDS PASSING	**1765**	**2590**
Avg. per Game	126.1	185.0
Sacked/Yards Lost	38/356	27/236
Gross Yards Passing	2121	2826
Att./Completions	409/160	416/200
Completion Pct.	39.1	48.1
Had Intercepted	33	23
PUNTS/AVERAGE	**96/39.9**	**81/40.5**
PENALTIES/YARDS	**67/682**	**70/874**
FUMBLES/BALLS LOST	**28/20**	**37/17**
TOUCHDOWNS	**26**	**49**
Rushing	8	22
Passing	16	20
Returns	2	7

Score by Periods	1	2	3	4	OT	Total
Patriots	45	57	65	62	-	229
Opponents	83	111	89	123	-	406

SCORING	TD	Ru	Pa	Rt	PAT	FG	S	TP
Cappelletti	2	0	2	0	26/26	15/27	0	83
Whalen	7	0	7	0	0	0	0	42
Marsh	4	0	4	0	0	0	0	24
Nance	4	4	0	0	0	0	0	24
Gamble	2	1	1	0	0	0	0	12
Thomas	2	2	0	0	0	0	0	12
Garron	1	1	0	0	0	0	0	6
Graham	1	0	1	0	0	0	0	6
Philpott	1	0	0	1	0	0	0	6
Scarpitto	1	0	1	0	0	0	0	6
Witt	1	0	0	1	0	0	0	6
Satcher	0	0	0	0	0	0	1	2
Patriots	**26**	**8**	**16**	**2**	**26/26**	**15/27**	**1**	**229**
Opponent	**49**	**22**	**20**	**7**	**49/49**	**21/31**	**0**	**406**

2-Pt. Conversions: Patriots 0-0, Opp. 0-0.

RUSHING	NO	YDS	AVG	LG	TD
Nance	177	593	3.4	30t	4
Gamble	78	311	4.0	45t	1
Thomas	88	215	2.4	25	2
Garron	36	97	2.7	18	1
Sherman	25	80	3.2	17	0
Taliaferro	8	51	6.4	21	0
Marsh	4	8	2.0	11	0
Johnson	2	6	3.0	6	0
Cappelletti	1	2	2.0	2	0
Whalen	1	0	0.0	0	0
Corcoran	1	-1	-1.0	-1	0
Patriots	**421**	**1362**	**3.2**	**45t**	**8**
Opponents	**479**	**1825**	**3.8**	**55t**	**22**

RECEIVING	NO	YDS	AVG	LG	TD
Whalen	47	718	15.3	87t	7
Marsh	19	331	17.4	70t	4
Murphy	18	268	14.9	26	0
Graham	16	242	15.1	34	1
Nance	14	51	3.6	13	0
Cappelletti	13	182	14.0	30	2
Gamble	11	55	5.0	16	1
Thomas	10	85	8.5	32	0
Colclough	8	136	17.0	44	0
Scarpitto	2	49	24.5	33t	1
Garron	1	4	4.0	4	0
Canale	1	0	0.0	0	0
Patriots	**160**	**2121**	**13.3**	**87t**	**16**
Opponents	**200**	**2826**	**14.1**	**90t**	**20**

INTERCEPTIONS	NO	YDS	AVG	LG	TD
Mitchell	7	41	5.9	20	0
Philpott	4	31	7.8	17	0
Buoniconti	3	22	7.3	14	0
Johnson	2	33	16.5	19	0
McMahon	2	27	13.5	27	0
Charles	1	29	29.0	29	0
Cheyunski	1	21	21.0	21	0
Johnson	1	11	11.0	11	0
Witt	1	4	4.0	4t	1
Satcher	1	1	1.0	1	0
Patriots	**23**	**220**	**9.6**	**29**	**1**
Opponents	**33**	**510**	**15.5**	**94t**	**3**

PUNTING	NO	YDS	AVG	LG	BLK
Swanson	62	2449	39.5	57	2
Scarpitto	34	1382	40.6	87	2
Patriots	**96**	**3831**	**39.9**	**87**	**4**
Opp.	**81**	**3280**	**40.5**	**65**	**0**

PUNT RETURNS	NO	FC	YDS	AVG	LG	TD
Porter	22	5	135	6.1	24	0
Johnson, B.	10	8	34	3.4	9	0
Leo	2	0	12	6.0	8	0
Graham	2	3	11	5.5	6	0
Johnson, D.	1	3	5	5.0	5	0
PATRIOTS	**37**	**19**	**197**	**5.3**	**24**	**0**
OPPONENTS	**59**	**13**	**502**	**8.5**	**76T**	**1**

KICK RETURNS	NO	YDS	AVG	LG	TD
Porter	36	812	22.6	61	0
Johnson, B.	22	442	20.1	36	0
Marsh	4	74	18.5	27	0
Johnson, D.	3	63	21.0	26	0
Long	2	20	10.0	11	0
Thomas	1	22	22.0	22	0
Graham	1	9	9.0	9	0
Cheyunski	1	0	0.0	0	0
Gamble	1	0	0.0	0	0
Patriots	**71**	**1442**	**20.3**	**61**	**0**
Opponents	**40**	**901**	**22.5**	**63**	**0**

Sacks: Antwine 7.5, Philpott 4.0, Byrd 3.5, Buoniconti 3.0, Witt 3.0, Hunt 1.5, Cheyunski 1.0, Toner 1.0, Eisenhauer 0.5, Team 2.0.

FIELD GOALS	1-19	20-29	30-39	40-49	50+
Cappelletti	4/4	6/7	4/6	1/8	0/2
Patriots	**4/4**	**6/7**	**4/6**	**1/8**	**0/2**
Opp.	**7/8**	**7/8**	**4/5**	**3/8**	**0/2**

Cappelletti: (10G,28G,30G) (31G) (50n, 22G, 42n,7G) (24G) (49n) (39G,50n,20G, 49n,16G) (-) (-) (25n,45n,35G) (29G,34b, 45n,35n) (15G,49n) (27G,42b) (-) (42G).

Opponents: (42n,47b) (30G,27G,27G, 48G) (27G,43n,24n) (19G,33G) (44G, 40b,13b, 15G,25G) (16G,11G) (12G, 23G) (-) (32G,33G) (40G,50n) (17G,22G) (-) (33n,25G) (54n,42n,16G).

Starters: Offense: WR Art Graham (6), Jim Colclough (4), Bill Murphy (4); LT Tom Funchess (12), Don Oakes (2); LG Justin Canale (13), Tom Funchess (1); C Jon Morris (14), RG Lennie St. Jean (13), Carl Singer (1); RT Tom Neville (13), D. Oakes (1); TE Jim Whalen (13), Bobby Nichols (1); WR Aaron Marsh (12), Gino Cappelletti (2); QB Mike Taliaferro (8), Tom Sherman (5), Jim Corcoran (1); RB R.C. Gamble (5), Jim Nance (5), Gene Thomas (3), Bill Murphy (1); FB J. Nance (7), R.C. Gamble (3), Larry Garron (2), G. Thomas (2).

Defense: LE Dennis Byrd (10), Jim Lee Hunt (4); LT J.L. Hunt (10), D. Byrd (4); RE Larry Eisenhauer (8), Mel Witt (6); RT Houston Antwine (14); LLB Ed Philpott (14); MLB Nick Buoniconti (9), Jim Cheyunski (4), Ray Ilg (1); RLB Doug Satcher (13), Ed Koontz (1); LCB Leroy Mitchell (13), Daryl Johnson (1); RCB D. Johnson (10), John Charles (1), Bill Johnson (1), Art McMahon (1), L. Mitchell (1); SS J. Charles (6), Don Webb (4), B. Johnson (3), A. McMahon (1); FS D. Webb (5), J. Charles (4), A. McMahon (3), B. Johnson (1), D. Johnson (1).

1968 Coaching Staff: Claude Gibson, Defensive Backfield, Jesse Richardson, Defensive Line, Art Spinney, Offensive Line, Tom Yewcic Offensive Backfield.

AFL All-Stars (5): DT Houston Antwine (6), WR/K Gino Cappelletti (5), CB Leroy Mitchell (1), C Jon Morris (5), T Tom Neville (2).

PASSING	ATT	CMP	YARDS	CMP%	YDS/ATT	TD	TD%	INT	INT%	LG	SK/YDS	RATING
Sherman	226	90	1199	39.8	5.31	12	5.3	16	7.1	87t	19/190	45.5
Taliaferro	176	67	889	38.1	5.05	4	2.3	15	8.5	70t	18/156	27.1
Corcoran	7	3	33	42.9	4.71	0	0.0	2	28.6	14	1/10	17.9
Patriots	**409**	**160**	**2121**	**39.1**	**5.19**	**16**	**3.9**	**33**	**8.1**	**87t**	**38/356**	**35.6**
Opps.	**416**	**200**	**2826**	**48.1**	**6.79**	**20**	**4.8**	**23**	**5.5**	**90t**	**27/236**	**63.6**

1969 Final Offensive Statistics (4-10)

Head Coach: Clive Rush (4-10) • Tied Third in AFL East • Home Stadium: B.C. Alumni Stadium

DATE	W/L	SCORE	OPPONENT	ATTENDANCE
9/14	L	7-35 at	Denver	43,679
9/21	L	0-31	Kansas City	22,002
9/28	L	23-38	Oakland	19,069
10/05	L	14-23	NY Jets	25,584
10/11	L	16-23 at	Buffalo	46,201
10/19	L	10-13	San Diego	18,346
10/26	L	17-23 at	NY Jets	62,298
11/02	W	24-0	Houston	19,006
11/09	L	16-17	Miami	19,821
11/16	W	25-14 at	Cincinnati	27,927
11/23	W	35-21	Buffalo	25,584
11/30	W	38-23 at	Miami	32,121
12/07	L	18-28 at	San Diego	33,146
12/14	L	23-27 at	Houston	39,215

Team Statistics

	PATS	OPP
TOTAL FIRST DOWNS	**166**	**278**
By Rushing	64	142
By Passing	87	115
By Penalty	15	21
TOTAL NET YARDS	**3419**	**4810**
Avg. per Game	244.2	343.6
Total Offensive Plays	729	898
Avg. per Play	4.7	5.4
NET YARDS RUSHING	**1489**	**2359**
Total Rushing Plays	367	528
Avg. per Rush	4.1	4.5
Avg. per Game	106.4	168.5
NET YARDS PASSING	**1930**	**2451**
Avg. per Game	138.6	175.1
Sacked/Yards Lost	24/261	22/159
Gross Yards Passing	2191	2619
Att./Completions	338/162	348/203
Completion Pct.	47.9	58.3
Had Intercepted	18	20
PUNTS/AVERAGE	**70/41.5**	**55/38.6**
PENALTIES/YARDS	**77/837**	**69/810**
FUMBLES/BALLS LOST	**15/10**	**33/14**
TOUCHDOWNS	**32**	**38**
Rushing	11	18
Passing	19	18
Returns	2	2

Score by Periods	1	2	3	4	OT	Total
Patriots	88	63	24	91	-	266
Opponents	78	82	92	64	-	316

SCORING	TO	Ru	Pa	Rt	PAT	FG	S	TP
Cappelletti	0	0	0	0	26/27	14/34	0	68
Frazier	7	0	7	0	0	0	0	42
Garrett	7	5	2	0	0	0	0	42
Nance	6	6	0	0	0	0	0	36
Sellers	6	0	6	0	0	0	0	36
Rademacher	3	0	3	0	0	0	0	18
Johnson	1	0	0	1	0	0	1	8
Charles	1	0	0	1	0	0	0	6
Whalen	1	0	1	0	0	0	0	6
Jones	0	0	0	0	0	0	1	2
Hammond	0	0	0	0	1/1	0	0	2
Patriots	**32**	**11**	**19**	**2**	**27/32**	**14/34**	**2**	**266**
Opponent	**38**	**18**	**18**	**2**	**37/38**	**17/28**	**0**	**316**

2-Pt. Conversions: Hammond 1-1, Janik 0-1, Taliaferro 0-1, Patriots 1-3, Opp. 0-0.

RUSHING	NO	YDS	AVG	LG	TD
Nance	193	750	3.9	43	6
Garrett	137	691	5.0	80t	5
Gamble	16	35	2.2	9	0
Blanks	7	30	4.3	12	0
Frazier	2	-1	-0.5	9	0
Taliaferro	12	-16	-1.3	2	0
Patriots	**367**	**1489**	**4.1**	**80t**	**11**
Opponents	**528**	**2359**	**4.5**	**72**	**18**

RECEIVING	NO	YDS	AVG	LG	TD
Garrett	29	267	9.2	34	2
Nance	29	168	5.8	27	0
Sellers	27	705	26.1	77	6
Frazier	19	306	16.1	50t	7
Rademacher	17	217	12.8	40	3
Whalen	16	235	14.7	47	1
Marsh	8	108	13.5	21	0
Gamble	7	74	10.6	20	0
Brown	6	69	11.5	15	0
Blanks	2	16	8.0	13	0
Cappelletti	1	21	21.0	21	0
Richardson	1	5	5.0	5	0
Patriots	**162**	**2191**	**13.5**	**77**	**19**
Opponents	**203**	**2610**	**12.9**	**76t**	**18**

INTERCEPTIONS	NO	YDS	AVG	LG	TD
Carwell	4	114	28.5	38	0
Charles	4	46	11.5	25t	1
Philpott	4	37	9.2	16	0
Webb	2	32	16.0	32	0
Johnson	2	23	11.5	23	0
Cheyunski	1	37	37.0	37	0
Bramlett	1	26	26.0	26	0
Janik	1	8	8.0	8	0
Schottenheimer	1	3	3.0	3	0
Patriots	**20**	**326**	**16.3**	**38**	**1**
Opponents	**18**	**225**	**12.5**	**37**	**1**

PUNTING	NO	YDS	AVG	LG	BLK
Janik	70	2903	41.5	56	0
Patriots	**70**	**2903**	**41.5**	**56**	**0**
Opp.	**55**	**2123**	**38.6**	**56**	**0**

PUNT RETURNS	NO	FC	YDS	AVG	LG	TD
Garrett	12	0	159	13.3	45	0
Carwell	5	0	43	8.6	13	0
Blanks	5	2	10	2.0	12	0
Janik	1	0	0	0.0	0	0
Gamble	0	1	0	0.0	0	0
Gladieux	0	3	0	0.0	0	0
Patriots	**23**	**6**	**212**	**9.2**	**45**	**0**
Opponents	**19**	**21**	**114**	**6.0**	**64**	**0**

KICK RETURNS	ND	YDS	AVG	LG	TD
Garrett	28	792	28.3	63	0
Marsh	6	136	22.7	41	0
Blanks	6	131	21.8	25	0
Scott	6	43	7.2	14	0
Gladieux	4	61	15.3	20	0
Carwell	1	28	28.0	28	0
Gamble	1	23	23.0	23	0
Berger	1	20	20.0	20	0
Schottenheimer	1	13	13.0	13	0
Patriots	**54**	**1247**	**23.1**	**63**	**0**
Opponents	**56**	**1068**	**19.1**	**47**	**0**

Sacks: Antwine 5.0, Hunt 3.5, Eisenhauer 3.0, Berger 2.0, Cheynunski 1.5, Carwell 1.0, Henke 1.0, Jacobs 1.0, Philpott 1.0, Witt 1.0, Team 2.0.

FIELD GOALS	1-19	20-29	30-39	40-49	50+
Cappelletti	6/7	1/4	6/12	1/9	0/2
Patriots	**6/7**	**1/4**	**6/12**	**1/9**	**0/2**
Opp.	**8/8**	**7/9**	**2/8**	**0/2**	**0/1**

Cappelletti: (23n) (47n) (50n,16G) (-) (47n,32G,29n) (46n,18n,32G) (39G,49n) (30n,30G,41n) (22n,50n,17G) (11G,36G, 43n,45n,43G,38n,33n) (49n,30n) (37n, 13G) (34n,34G) (10G,19G,27G).

Opponents: (35n) (16G) (25G,27n) (34n,16G,24G,13G) (24G,22G,22G) (12G,28G,28n) (38G,37n,32G,13G) (35n) (17G,41n,31n) (55n) (-) (22G) (-) (30n, 48n,13G,19G).

Starters: Offense: WR Charley Frazier (11), Bill Rademacher (3); LT Tom Funchess (14); LG Mike Montler (11), Charlie Long (3); C Jon Morris (14); RG Lennie St. Jean; RT Tom Neville (14); TE Jim Whalen (11), Barry Brown (2), C. Frazier (1); WR Ron Sellers (9), Aaron Marsh (4), B. Rademacher (1); QB Mike Taliaferro (14); RB Carl Garrett (5), Jim Nance (5), R.C. Gamble (4); FB J. Nance (9), C. Garrett (1), R.C. Gamble (1).

Defense: LE Karl Henke (7), Ray Jacobs (5), John Cagle (1), Mel Witt (1); LT Jim Lee Hunt (14); RE Larry Eisenhauer (13), Ron Berger (1); RE Houston Antwine (14); LLB Ed Phillpott (14); MLB Jim Cheyunski (14); John Bramlett (12), Marty Schottenheimer (1), J.R. William (1); LCB Larry Carwell (13), John Outlaw (1); RCB Daryl Johnson (14); SS John Charles (11), Don Webb (2), Tom Janik (1); FS D. Webb (12), J. Charles (2).

1969 Coaching Staff: Bruce Beatty, Offensive Line, Bill Elias, Defensive Backfield, John Mazur, Offensive Backfield, John Meyer, Linebackers, Jesse Richardson, Defensive Line, Jerry Stoltz, Receivers.

AFL All-Stars (5): Carl Garrett (1), DT Jim Lee Hunt (4), C Jon Morris (6), WR Ron Sellers (1), QB Mike Taliaferro (1), S Don Webb (1).

PASSING	ATT	CMP	YARDS	CMP%	YDS/ATT	TD	TD%	INT	INT%	LG	SK/YDS	RATING
Taliaferro	331	160	2160	48.3	6.53	19	5.7	18	5.4	77	24/261	66.0
Hammond	6	2	31	33.3	5.17	0	0.0	0	0.0	18	0/0	51.4
Garrett	1	0	0	0.0	0.0	0	0.0	0	0.0	0	0/0	39.6
Patriots	**338**	**162**	**2191**	**47.9**	**6.48**	**19**	**5.6**	**18**	**5.3**	**77**	**24/261**	**65.6**
Opps.	**348**	**203**	**2610**	**58.3**	**7.50**	**18**	**5.2**	**20**	**5.7**	**76t**	**22/159**	**75.5**

1970 Final Offensive Statistics (2-12)

Head Coaches: Clive Rush (1-6), John Mazur (1-6) • Fifth in AFC-East • Home Stadium: Harvard Stadium

DATE	W/L	SCORE	OPPONENT	ATTENDANCE
9/20	W	27-14	Miami	32,607
9/27	L	21-31	NY Jets	36,040
10/04	L	6-14	Baltimore	38,235
10/11	L	10-23 at	Kansas City	50,698
10/18	L	0-16	NY Giants	39,091
10/25	L	3-27 at	Baltimore	60,240
11/01	L	10-45	Buffalo	31,148
11/08	L	0-31 at	St. Louis	46,466
11/15	L	14-16	San Diego	30,597
11/22	L	3-17 at	NY Jets	61,822
11/29	W	14-10 at	Buffalo	31,427
12/06	L	20-37 at	Miami	51,032
12/13	L	14-35	Minnesota	37,819
12/20	L	7-45 at	Cincinnati	60,157

Team Statistics

	PATS	OPP
TOTAL FIRST DOWNS	**184**	**242**
By Rushing	63	115
By Passing	98	105
By Penalty	23	22
TOTAL NET YARDS	**2626**	**4261**
Avg. per Game	187.6	304.4
Total Offensive Plays	768	865
Avg. per Play	3.4	4.9
NET YARDS RUSHING	**1040**	**2074**
Total Rushing Plays	334	503
Avg. per Rush	3.1	4.1
Avg. per Game	74.3	148.1
NET YARDS PASSING	**1586**	**2187**
Avg. per Game	113.3	156.2
Sacks/Yards Lost	42/389	28/243
Gross Yards Passing	1975	2430
Att./Completions	392/176	334/177
Completion Pct.	44.9	53.0
Had Intercepted	28	8
PUNTS/AVERAGE	**86/39.1**	**63/43.8**
PENALTIES/YARDS	**88/849**	**101/1096**
FUMBLES/BALLS LOST	**18/13**	**33/17**
TOUCHDOWNS	**18**	**44**
Rushing	11	20
Passing	7	19
Returns	0	5

Score by Periods	1	2	3	4	OT	Total
Patriots	13	50	41	45	0	149
Opponents	92	131	55	83	0	361

SCORING	TD	Ru	Pa	Rt	PAT	FG	S	TP
Nance	7	7	0	0	0	0	0	42
Cappelletti	0	0	0	0	12/13	6/15	0	30
Garrett	4	4	0	0	0	0	0	24
Sellers	4	0	4	0	0	0	0	24
Turner	2	0	2	0	0	0	0	12
Gogolak	0	0	0	0	5/5	2/7	0	11
Knief	1	0	1	0	0	0	0	6
PATRIOTS	**18**	**11**	**7**	**0**	**17/18**	**8/22**	**0**	**149**
Opponent	**44**	**20**	**19**	**5**	**44/44**	**17/28**	**1**	**361**

RUSHING	NO	YDS	AVG	LG	TD
Nance	145	522	3.6	21	7
Garrett	88	272	3.1	26	4
Lawson	56	99	1.8	15	0
Kapp	20	71	3.6	14	0
Blanks	13	44	3.4	12	0
Ray	5	13	2.6	4	0
Taliaferro	3	11	3.7	6	0
Gladieux	4	8	2.0	8	0
Patriots	**334**	**1040**	**3.1**	**26**	**11**
Opponents	**503**	**2074**	**4.1**	**56t**	**20**

RECEIVING	NO	YDS	AVG	LG	TD
Sellers	38	550	14.5	48	4
Turner	28	428	15.3	43	2
Garrett	26	216	8.3	29	0
Nance	26	148	5.7	16	0
Brown	15	145	9.7	22	0
Beer	11	150	13.6	25	0
Lawson	11	113	10.3	19	0
Frazier	9	86	9.6	16	0
Blanks	5	49	9.8	18	0
Rademacher	4	51	12.8	16	0
Knief	3	39	13.0	22t	1
Patriots	**176**	**1975**	**11.2**	**48**	**7**
Opponents	**177**	**2430**	**13.7**	**60t**	**19**

INTERCEPTIONS	NO	YDS	AVG	LG	TD
Johnson	2	51	25.5	42	0
McMahon	1	72	72.0	72	0
Philpott	1	23	23.0	23	0
Scott	1	18	18.0	18	0
Bramlett	1	16	16.0	16	0
Webb	1	2	2.0	2	0
Williamson	1	2	2.0	2	0
Patriots	**8**	**184**	**23.0**	**72**	**0**
Opponents	**28**	**302**	**10.8**	**59t**	**2**

PUNTING	NO	YDS	AVG	LG	BLK
Janik	86	3364	39.1	57	1
Patriots	**86**	**3364**	**39.1**	**57**	**1**
Opp.	**63**	**2758**	**43.8**	**67**	**0**

PUNT RETURNS	NO	FC	YDS	AVG	LG	TD
Garrett	17	0	168	9.9	62	0
Blanks	9	4	83	9.2	22	0
Carwell	3	0	48	16.0	45	0
Johnson	2	3	6	3.0	6	0
Lawson	1	1	0	0.0	0	0
Gladieux	0	1	0	0.0	0	0
Patriots	**32**	**9**	**305**	**9.5**	**62**	**0**
Opponents	**42**	**16**	**303**	**7.2**	**54**	**0**

Sacks: Berger 9.0, Antwine 6.0, Lassiter 3.5, Hunt 2.5, Bramlett 2.0, Cheynunski 1.5, Johnson 1.0, Philpott 0.5, Team 2.0. Patriots 28.0, Opponent 42.0.

AFL All-Star (1): C Jon Morris (7).

KICK RETURNS	NO	YDS	AVG	LG	TD
Lawson	25	546	21.8	52	0
Garrett	24	511	21.3	30	0
Blanks	7	152	21.7	29	0
Carwell	1	30	30.0	30	0
Whittingham	1	24	24.0	24	0
Schottenheimer	1	8	8.0	8	0
Beer	1	4	4.0	4	0
Beverly	1	0	0.0	0	0
Brown	1	0	0.0	0	0
Patriots	**62**	**1275**	**20.6**	**56**	**0**
Opponents	**41**	**841**	**20.5**	**96t**	**2**

FIELD GOALS	1-19	20-29	30-39	40-49	50+
Cappelletti	2/3	3/4	0/2	1/5	0/1
Gogolak	1/1	0/0	1/2	0/3	0/1
Patriots	**3/4**	**3/4**	**1/4**	**1/8**	**0/2**
Opp.	**4/4**	**4/7**	**5/6**	**4/8**	**0/3**

Cappelletti: (41G, 50n, 22G) (40n) (44n, 13G,23b,47n,25G) (25G) (14n) (-) (-) (-) (-) (35n,9G) (-) (49b,39b) (-) (-).

Gogolak: (-) (-) (-) (-) (-) (15G,40n,47n) (34n,32G) (48b) (-) (50n) (-) (-) (-) (-).

Opponents: (22n) (25G) (35n) (42G, 44G,50n,24G) (14G,18G,50n,22G) (12G, 48G) (20G,47n) (43G) (45n,25n,23n) (37G,50n,43n) (37G) (15G,39G,30G) (40n) (37G)

Starters: Offense: WR Bake Turner (13), Charley Frazier (1); LT Tom Funchess (7), Mike Montler (7); LG Gary Bugenhagen (6), M. Montler (5), T. Funchess (3); C Jon Morris (14); RG Lennie St. Jean (14); RT Tom Neville (13), Rex Mirich (1); TE Barry Brown (10), Tom Beer (4); WR Ron Sellers (13), Bill Rademacher (1); QB Joe Kapp (10), Mike Taliaferro (4); RB Carl Garrett (8), Jim Nance (5), Odell Lawson (1); FB J. Nance (8), C. Garrett (4), O. Lawson (1), Eddie Ray (1).

Defense: LE Mel Witt (6), Ike Lassiter (5), Dennis Wirgowski (2), T. Funchess (1); LT Jim Lee Hunt (13), R. Mirich (1); RT Ron Berger (12), D. Wirgowski (2); RE Houston Antwine (14); LLB Ed Phillpott (12), Mike Ballou (2); MLB Jim Cheyunski (11), Marty Schottenheimer (3); RLB John Bramlett (11), M. Ballou (2), M. Schottenheimer (1); LCB Larry Carwell (8), Randy Beverly (3), Clarence Scott (2), Art McMahon (1); RCB Daryl Johnson (12), L. Carwell (1), C. Scott (1); SS C. Scott (10), Don Webb (2), A. McMahon (1), D. Johnson (1); FS D. Webb (12), D. Johnson (1), C. Scott (1).

1970 Coaching Staff: Bruce Beatty, Offensive Line, Bill Elias, Defensive Backfield, John Mazur, Offensive Backfield, John Meyer, Linebackers, Jerry Richardson, Defensive Line, Jerry Stoltz, Receivers.

PASSING	ATT	CMP	YARDS	CMP%	YDS/ATT	TD	TD%	INT	INT%	LG	SK/YDS	RATING
Kapp	219	98	1104	44.7	5.04	3	1.4	17	7.8	48	27/231	32.5
Taliaferro	173	78	871	45.1	5.03	4	2.3	11	6.4	45	15/158	41.6
Patriots	**392**	**176**	**1975**	**44.9**	**5.04**	**7**	**1.8**	**28**	**7.1**	**48**	**42/389**	**36.9**
Opps.	**334**	**177**	**2430**	**53.0**	**7.28**	**19**	**5.7**	**8**	**2.4**	**60t**	**28/243**	**85.6**

1971 Final Offensive Statistics (6-8)

Head Coach: John Mazur (6-8) • Tied for Third in AFC-East • Home Stadium: Schaefer Stadium

DATE	W/L	SCORE	OPPONENT	ATTENDANCE
9/19	W	20-6	Oakland	55,405
9/26	L	7-34	Detroit	61,054
10/03	L	3-23	Baltimore	61,232
10/10	W	20-0	NY Jets	61,357
10/17	L	3-41	at Miami	58,822
10/24	L	21-44	at Dallas	65,708
10/31	L	10-27	at San Francisco	45,092
11/07	W	28-20	Houston	53,155
11/14	W	38-33	Buffalo	57,446
11/21	L	7-27	at Cleveland	65,238
11/28	L	20-27	at Buffalo	27,166
12/05	W	34-13	Miami	61,457
12/12	L	6-13	at NY Jets	63,175
12/19	W	21-17	at Baltimore	57,942

Team Statistics

	PATS	OPP
TOTAL FIRST DOWNS	**190**	**237**
By Rushing	85	106
By Passing	94	111
By Penalty	11	20
Third Down: Made/Att.	72/198	81/208
Third Down: Eff.	36.3	38.9
TOTAL NET YARDS	**3556**	**4072**
Avg. per Game	254.0	290.9
Total Offensive Plays	786	856
Avg. per Play	4.5	4.8
NET YARDS RUSHING	**1669**	**1918**
Total Rushing Plays	419	481
Avg. per Rush	4.0	4.0
Avg. per Game	119.2	137.0
NET YARDS PASSING	**1887**	**2154**
Avg. per Game	134.8	153.9
Sacked/Yards Lost	36/319	25/249
Gross Yards Passing	2206	2403
Att./Completions	330/159	350/170
Completion Pct.	48.2	48.6
Had Intercepted	16	15
PUNTS/AVERAGE	**87/37.3**	**66/38.8**
PENALTIES/YARDS	**67/657**	**60/559**
FUMBLES/BALLS LOST	**26/16**	**35/14**
TOUCHDOWNS	**29**	**35**
Rushing	7	14
Passing	19	16
Returns	3	5

Score by Periods	1	2	3	4	OT	Total
Patriots	**41**	**64**	**69**	**64**	**0**	**238**
Opponents	**82**	**105**	**54**	**84**	**0**	**325**

SCORING	TD	Ru	Pa	Rt	PAT	FG	S	TP
Gogolak	0	0	0	0	28/28	12/21	0	64
Vataha	9	0	9	0	0	0	0	54
Nance	5	5	0	0	0	0	0	30
Beer	3	0	3	0	0	0	0	18
Sellers	3	0	3	0	0	0	0	18
Moss	2	0	1	1	0	0	0	12
Garrett	2	1	1	0	0	0	0	12
Bryant	1	0	1	0	0	0	0	6
Maitland	1	1	0	0	0	0	0	6
Carwell	1	0	0	1	0	0	0	6
Crabtree	1	0	1	0	0	0	0	6
Outlaw	1	0	0	1	0	0	0	6
Team	0	0	0	0	0/1	0	0	0
Patriots	**29**	**7**	**19**	**3**	**28/29**	**12/21**	**0**	**238**
Opponent	**35**	**14**	**16**	**5**	**34/35**	**27/36**	**0**	**325**

RUSHING	NO	YDS	AVG	LG	TD
Garrett	181	784	4.3	38	1
Nance	129	463	3.6	50t	5
Plunkett	45	210	4.7	16	0
Gladieux	37	175	4.7	31	0
Maitland	13	25	1.9	6	1
Lawson	8	8	1.0	6	0
Bryant	4	1	0.3	1	0
Crabtree	2	11	5.5	18	0
Neville	0	-8	-	-8	0
Patriots	**419**	**1669**	**4.0**	**50t**	**7**
Opponents	**481**	**1918**	**4.0**	**56t**	**14**

RECEIVING	NO	YDS	AVG	LG	TD
Vataha	51	872	17.1	88t	9
Garrett	22	265	12.0	80t	1
Nance	18	95	5.3	12	0
Sellers	14	222	15.9	49	3
Bryant	14	212	15.1	48	1
Beer	12	191	15.9	31t	3
Moss	9	124	13.8	20t	1
Crabtree	9	120	13.3	31t	1
Gladieux	6	60	10.0	25	0
Rucker	2	24	12.0	19	0
Sykes	1	15	15.0	15	0
Maitland	1	6	6.0	6	0
Patriots	**159**	**2206**	**13.9**	**88t**	**19**
Opponents	**170**	**2403**	**14.1**	**74t**	**16**

INTERCEPTIONS	NO	YDS	AVG	LG	TD
Carwell	5	72	14.4	53t	1
Kiner	4	25	6.3	14	0
Outlaw	3	89	29.7	60t	1
Beverly	2	19	9.5	19	0
Cheyunski	1	24	24.0	24	0
Patriots	**15**	**229**	**15.3**	**60t**	**2**
Opponents	**16**	**157**	**9.8**	**25t**	**1**

PUNTING	NO	YDS	AVG	LG	BLK
Janik	87	3249	37.3	58	0
Patriots	**87**	**3249**	**37.3**	**58**	**0**
Opp.	**66**	**2564**	**38.8**	**64**	**1**

PUNT RETURNS	NO	FC	YDS	AVG	LG	TD
Bryant	10	1	24	2.4	16	0
Garrett	8	2	124	15.5	50	0
Harris	5	1	19	3.8	9	0
Gladieux	4	8	0	0.0	0	0
Gardin	4	5	14	3.5	5	0
Patriots	**31**	**17**	**181**	**5.8**	**50**	**0**
Opponents	**36**	**31**	**279**	**7.8**	**68t**	**1**

KICK RETURNS	NO	YDS	AVG	LG	TD
Garrett	24	538	22.4	37	0
Gardin	14	321	22.9	34	0
Bryant	10	252	25.2	45	0
Gladieux	6	85	14.2	20	0
Lawson	2	47	23.5	25	0
Rucker	2	45	22.5	21	0
Maitland	2	40	20.0	21	0
Mallory	1	19	19.0	19	0
Hagen	1	7	7.0	7	0
Janik	1	0	0.0	0	0
Webb	1	0	0.0	0	0
Patriots	**64**	**1354**	**21.2**	**45**	**0**
Opponents	**49**	**1427**	**29.1**	**94t**	**1**

Sacks: Kiner 6.5, Adams 5.0, Lassiter 4.0, Berger 3.0, May 2.5, Weisacosky 2.0, Philpott 1.0, Rowe 1.0, Weisaeosky 1.0. Patriots 26.0, Opponents 36.0.

FIELD GOALS	1-19	20-29	30-39	40-49	50+
Gogolak	1/1	1/3	6/7	3/7	1/3
Patriots	**1/1**	**1/3**	**6/7**	**3/7**	**1/3**
Opp.	**8/9**	**4/5**	**5/6**	**9/14**	**1/2**

Gogolak: (46G,22G) (-) (34G,46b,46n) (36n,53n) (51G) (-) (51n,48n,32G) (25n) (38G) (20b) (40G,17G) (37G,35G) (34G,47G) (47b).

Opponents: (21n) (23G,27G) (42G, 41G, 50G) (-) (34G,46n,42G) (16G,17G, 45n,12G) (35G,41G,40n) (25G,41G,37n) (17G,48G, 17G,12G) (34G,15n,31G) (51n,48G,41G) (26G,30G) (16G,42n, 42G) (12G,40n).

Starters: Offense: WR Randy Vataha (13), Alfred Sykes (1); LT Mike Montler (14); LG Halvor Hagen (14); C Jon Morris (13), Bill Lenkaitis (1); RG Lennie St. Jean (13), B. Lenkaitis (1); RT Tom Neville (14); TE Tom Beer (8), Roland Moss (6); WR Ron Sellers (8), Eric Crabtree (4), Hubie Bryant (2); QB Jim Plunkett (14); RB Carl Garrett (14); FB Jim Nance (13), Odell Lawson (1).
Defense: LE Ike Lassiter (12), Art May (2); LT Dave Rowe (9), Ron Berger (5); RE Dennis Wirgowski (8), A. May (5), R. Berger (1); RT Julius Adams (11), Houston Antwine (3); LLB Ed Weisacosky (10), Ed Phillpott (4); MLB Jim Cheyunski (14); RLB Steve Kiner (14); LCB Larry Carwell (11), Randy Beverly (2), Perry Pruett (1); RCB John Outlaw (13), Rickie Harris (1); SS R. Harris (6), Clarence Scott (4), Don Webb (4); FS D. Webb (8), R. Harris (3), Tom Janik (2), J. Outlaw (1).

1971 Coaching Staff: Bruce Beatty, Offensive Line, Dick Evans, Defensive Line, Tom Fletcher, Defensive Backfield, John Meyer, Linebackers, Sam Rutigliano, Off. Backs/Receivers, Jerry Stoltz, Receivers.

Pro Bowl (0)

PASSING	ATT	CMP	YARDS	CMP%	YDS/ATT	TD	TD%	INT	INT%	LG	SK/YDS	RATING
Plunkett	328	158	2158	48.2	6.58	19	5.8	16	4.9	88t	36/319	68.6
Gladieux	2	1	48	50.0	24.0	0	0.0	0	0.0	48	0/0	95.8
Patriots	**330**	**159**	**2206**	**48.2**	**6.68**	**19**	**5.8**	**16**	**4.8**	**88t**	**36/319**	**69.4**
Opps.	**350**	**170**	**2403**	**48.6**	**6.87**	**16**	**4.6**	**15**	**4.3**	**74t**	**25/249**	**69.8**

1972 Final Offensive Statistics (3-11)

Head Coach: John Mazur (2-7), Phil Bengston (1-4) • Fifth in AFC-East • Home Stadium: Schaefer Stadium

DATE	W/L	SCORE	OPPONENT	ATTENDANCE
9/17	L	7-31	Cincinnati	60,999
9/24	W	21-20	Atlanta	60,999
10/01	W	24-23	Washington	60,999
10/08	L	14-38 at	Buffalo	41,749
10/15	L	13-41	NY Jets	60,999
10/22	L	3-33 at	Pittsburgh	46,081
10/29	L	10-34 at	NY Jets	62,867
11/06	L	17-24	Baltimore	60,999
11/12	L	0-52 at	Miami	80,010
11/19	L	24-27	Buffalo	60,999
11/26	L	0-31 at	Baltimore	54,907
12/03	L	21-37	Miami	60,999
12/10	W	17-10 at	New Orleans	64,889
12/17	L	21-45 at	Denver	51,656

Team Statistics

	PATS	OPP
TOTAL FIRST DOWNS	**236**	**289**
By Rushing	89	144
By Passing	126	124
By Penalty	24	21
Third Down: Md/Att.	66/188	96/192
Third Down: Eff.	35.1	50.0
TOTAL NET YARDS	**3647**	**5248**
Avg. per Game	260.5	374.9
Total Offensive Plays	840	888
Avg. per Play	4.3	5.9
NET YARDS RUSHING	**1532**	**2717**
Total Rushing Plays	386	548
Avg. per Rush	4.0	5.0
Avg. per Game	109.4	194.1
NET YARDS PASSING	**2127**	**2522**
Avg. per Game	151.9	180.1
Sacked/Yards Lost	44/452	15/101
Gross Yards Passing	2579	2623
Att./Completions	412/198	325/174
Completion Pct.	48.1	53.5
Had Intercepted	28	10
PUNTS/AVERAGE	**75/38.1**	**48/40.4**
PENALTIES/YARDS	**66/761**	**88/862**
FUMBLES/BALLS LOST	**26/10**	**22/12**
TOUCHDOWNS	**24**	**54**
Rushing	13	27
Passing	10	24
Returns	1	3

Score by Periods	1	2	3	4	OT	Total
Patriots	20	55	44	73	0	192
Opponents	66	165	117	98	0	446

SCORING	TD	Ru	Pa	Rt	PAT	FG	S	TP
Garrett	5	5	0	0	0	0	0	30
Gogolak	0	0	0	0	9/9	6/8	0	27
Ashton	4	3	1	0	0	0	0	24
Walker	0	0	0	0	15/15	2/8	0	21
Dowling	3	3	0	0	0	0	0	18
Rucker	3	0	3	0	0	0	0	18
T. Reynolds	2	0	2	0	0	0	0	12
Tarver	2	1	1	0	0	0	0	12
Vataha	2	0	2	0	0	0	0	12
Carwell	1	0	0	1	0	0	0	6
Plunkett	1	1	0	0	0	0	0	6
Windsor	1	0	1	0	0	0	0	6
PATRIOTS	**24**	**13**	**10**	**1**	**24/24**	**8/16**	**0**	**192**
Opponent	**54**	**27**	**24**	**3**	**54/54**	**22/36**	**1**	**446**

RUSHING	NO	YDS	AVG	LG	TD
Ashton	128	546	4.3	35	3
Garrett	131	488	3.7	41t	5
Plunkett	36	230	6.4	21	1
Tarver	42	132	3.1	18	1
Gladieux	24	56	2.3	11	0
Maitland	13	33	2.5	6	0
Dowling	7	35	5.0	11	3
Rucker	3	5	1.7	8	0
Studstill	1	11	11.0	11	0
Windsor	1	-4	-4.0	-4	0
Patriots	**386**	**1532**	**4.0**	**41t**	**13**
Opponents	**548**	**2717**	**5.0**	**47**	**27**

RECEIVING	NO	YDS	AVG	LG	TD
Rucker	44	681	15.5	62	3
Windsor	33	383	11.6	24	1
Garrett	30	410	13.7	43	0
Vataha	25	369	14.8	44	2
Ashton	22	207	9.4	24	1
Gladieux	19	192	10.1	31	0
Tarver	11	112	10.2	22	1
T. Reynolds	8	152	19.0	36t	2
Maitland	4	33	8.3	9	0
Beer	2	40	20.0	21	0
Patriots	**198**	**2579**	**13.0**	**62**	**10**
Opponents	**174**	**2623**	**15.1**	**62**	**24**

INTERCEPTIONS	NO	YDS	AVG	LG	TD
Jackson	4	133	33.3	55	0
Harris	3	45	15.0	32	0
Hoey	1	25	25.0	25	0
Blanchard	1	20	20.0	20	0
Carwell	1	0	0.0	0	0
Patriots	**10**	**223**	**22.3**	**55**	**0**
Opponents	**28**	**490**	**17.5**	**61**	**2**

PUNTING	NO	YDS	AVG	LG	BLK
Studstill	75	2859	38.1	57	1
Patriots	**75**	**2859**	**38.1**	**57**	**1**
Opp.	**48**	**1937**	**40.4**	**60**	**0**

PUNT RETURNS	NO	FC	YDS	AVG	LG	TD
Garrett	6	0	36	6.0	27	0
Carwell	5	1	2	0.4	4	0
Harris	4	3	5	1.3	5	0
Gladieux	2	4	-6	-3.0	-6	0
Patriots	**17**	**8**	**37**	**2.2**	**27**	**0**
Opponents	**34**	**24**	**366**	**10.8**	**59**	**1**

KICK RETURNS	NO	YDS	AVG	LG	TD
Garrett	16	410	25.6	49	0
Ashton	15	309	20.6	31	0
Hoey	9	210	23.3	30	0
Rucker	8	227	28.4	43	0
Matthews	3	74	24.7	29	0
Maitland	3	48	16.0	19	0
Beer	1	15	15.0	15	0
Patriots	**55**	**1293**	**23.5**	**49**	**0**
Opponents	**32**	**784**	**24.5**	**73**	**0**

Sacks: Adams 4.0, Rowe 2.5, Harris 2.0, Wirgowski 2.0, Hagen 1.0, Weisacosky 1.0, White 1.0, Cash 1.0, Team 0.5. Patriots 15.0, Opponents 44.0.

FIELD GOALS	1-19	20-29	30-39	40-49	50+
Walker	0/0	0/0	2/4	0/3	0/1
Gogolak	1/1	2/3	2/2	1/1	0/1
Patriots	**1/1**	**2/3**	**4/6**	**1/4**	**0/2**
Opp.	**6/8**	**3/4**	**10/13**	**3/8**	**0/3**

Gogolak: (-) (-) (23G,42n) (-) (36G,25G, 50b) (16G) (20G) (36G) (-) (-) (-) (-) (-) (-).

Walker: (-) (-) (-) (-) (-) (-) (-) (-) (48b) (39n,36G) (48b) (40n,51n) (30n,36G) (-).

Opponents: (38G,51b) (38G,21G,32b, 10n) (27n,50n) (11G) (37G,37G) (19G, 22G, 35G,33G,32n) (21G,39n,31G) (9G, 52n,18n) (16G,49n,48b) (44G,45G) (40G,45n) (36G,10G,18G) (40n,30G,45n) (35G).

Starters: Offense: WR Randy Vataha (14); LT Bob Reynolds (10), Mike Montler (4); LG M. Montler (10), Bill Lenkaitis (3), Sam Adams (1); C Jon Morris (13), B. Lenkaitis (1); RG Lennie St. Jean (14); RT Tommy Neville (14); TE Bob Windsor (14); WR Reggie Rucker (14); QB Jim Plunkett (14); RB Carl Garrett (5), Josh Ashton (4), Bob Gladieux (3), John Tarver (2); FB J. Ashton (8), B. Gladieux (3), C. Garrett (2), John Tarver (1).

Defense: LE Julius Adams (6), Jim White (6), Ron Berger (2); LT Dave Rowe (9), J. Adams (5); RE Dennis Wirgowski (13), R. Berger (1); RT Rick Cash (13), D. Wirgowski (1); LLB Ed Weisacosky (13), Dick Blanchard (1); MLB Jim Cheyunski (11), Ralph Cindrich (3); RLB Ron Acks (13), Roin Kadziel (1); LCB Larry Carwell (14); RCB John Outlaw (5), Ron Bolton (4), George Hoey (3), Honor Jackson (2); SS H. Jackson (6), Clarence Scott (6), Rickie Harris (1), G. Hoey (1); FS R. Harris (10), G. Hoey (2), H. Jackson (2).

1972 Coaching Staff: Bruce Beatty, Offensive Line, Dick Evans, Defensive Line, Tom Fletcher, Defensive Backfield, John Meyer, Linebackers, Burnie Miller, Special Teams, Sam Rutigliano, Off. Backs/Receivers, Jerry Stoltz, Receivers.

Pro Bowl (0)

PASSING	ATT	CMP	YARDS	CMP%	YDS/ATT	TD	TD%	INT	INT%	LG	SK/YDS	RATING
Plunkett	355	169	2196	47.6	6.19	8	2.3	25	7.0	62	39/385	46.1
Dowling	54	29	383	53.7	7.09	2	3.7	1	1.9	42	4/63	80.8
Garrett	1	0	0	0.0	0.0	0	0.0	1	100.0	0	1/4	--
Gladieux	1	0	0	0.0	0.0	0	0.0	1	100.0	0	0/0	--
Studstill	1	0	0	0.0	0.0	0	0.0	0	0.0	0	0/0	--
Patriots	**412**	**198**	**2579**	**48.1**	**6.26**	**10**	**2.4**	**28**	**6.8**	**62**	**44/452**	**47.9**
Opps.	**326**	**175**	**2634**	**53.7**	**8.08**	**23**	**7.1**	**10**	**3.1**	**62**	**15/101**	**91.2**

1973 Final Offensive Statistics (5-9)

Head Coach: Chuck Fairbanks (5-9) • Third in AFC-East • Home Stadium: Schaefer Stadium

DATE	W/L	SCORE	OPPONENT	ATTENDANCE
9/16	L	13-31	Buffalo	56,114
9/23	L	7-10	Kansas City	57,918
9/30	L	23-44	at Miami	80,047
10/07	W	24-16	Baltimore	57,044
10/14	L	7-9	NY Jets	58,659
10/21	W	13-10	at Chicago	55,701
10/28	L	14-30	Miami	61,279
11/04	L	23-24	at Philadelphia	65,070
11/11	L	13-33	at NY Jets	60,737
11/18	W	33-24	Green Bay	61,279
11/25	W	32-0	at Houston	27,344
12/02	W	30-14	San Diego	58,150
12/09	L	13-37	at Buffalo	75,841
12/16	L	13-18	at Baltimore	52,065

Team Statistics

	PATS	OPP
TOTAL FIRST DOWNS	**237**	**215**
By Rushing	97	142
By Passing	122	67
By Penalty	18	6
Third Down: Md/Att.	73/192	69/185
Third Down: Eff.	38.0	37.3
TOTAL NET YARDS	**3843**	**4188**
Avg. per Game	274.5	299.1
Total Offensive Plays	871	832
Avg. per Play	4.4	5.0
NET YARDS RUSHING	**1612**	**2850**
Total Rushing Plays	454	560
Avg. per Rush	3.6	5.1
Avg. per Game	115.1	203.6
NET YARDS PASSING	**2231**	**1338**
Avg. per Game	159.4	95.6
Sacked/Yards Lost	37/350	32/262
Gross Yards Passing	2581	1600
Att./Completions	380/195	240/134
Completion Pct.	51.3	55.8
Had Intercepted	17	13
PUNTS/AVERAGE	**61/37.7**	**62/40.5**
PENALTIES/YARDS	**50/550**	**77/693**
FUMBLES/BALLS LOST	**51/25**	**27/18**
TOUCHDOWNS	**31**	**32**
Rushing	15	16
Passing	13	11
Returns	3	5

Score by Periods	1	2	3	4	OT	Total
Patriots	**48**	**69**	**74**	**67**	**0**	**258**
Opponents	**57**	**86**	**77**	**80**	**0**	**300**

SCORING	TD	Ru	Pa	Rt	PAT	FG	S	TP
White	0	0	0	0	21/25	14/25	0	63
Plunkett	5	5	0	0	0	0	0	30
Cunningham	5	4	1	0	0	0	0	30
Herron	4	2	1	1	0	0	0	24
Tarver	4	4	0	0	0	0	0	24
Windsor	4	0	4	0	0	0	0	24
Rucker	3	0	3	0	0	0	0	18
Vataha	3	0	2	1	0	0	0	18
Stingley	2	0	2	0	0	0	0	12
Bell	0	0	0	0	4/5	1/4	0	7
Foster	1	0	0	1	0	0	0	6
Kiner	0	0	0	0	0	0	1	2
Team	0	0	0	0	0/1	0	0	0
Patriots	**31**	**15**	**13**	**3**	**25/31**	**15/29**	**1**	**258**
Opponent	**32**	**16**	**11**	**5**	**26/32**	**30/32**	**0**	**300**

RUSHING	NO	YDS	AVG	LG	TD
Cunningham	155	516	3.3	25	4
Tarver	72	321	4.5	28	4
Ashton	93	305	3.3	34	0
Plunkett	44	209	4.8	20	5
Herron	61	200	3.3	17	2
Stingley	6	64	10.7	19	0
McCall	10	15	1.5	14	0
B. Adams	2	7	3.5	4	0
Gipson	5	-1	-0.2	4	0
Rucker	2	-1	-0.5	0	0
Welch	1	-2	-2.0	-2	0
Windsor	1	-6	-6.0	-6	0
Vataha	2	-15	-7.5	-11	0
Patriots	**454**	**1612**	**3.6**	**34**	**15**
Opponents	**560**	**2850**	**5.1**	**80t**	**16**

RECEIVING	NO	YDS	AVG	LG	TD
Rucker	53	743	14.0	64	3
Windsor	23	348	15.1	36	4
Stingley	23	339	14.7	25	2
Vataha	20	341	17.1	48	2
Herron	18	265	14.7	29	1
Cunningham	15	144	9.6	34t	1
B. Adams	14	197	14.1	30	0
Ashton	11	113	10.3	51	0
Tarver	9	51	5.7	13	0
Welch	6	22	3.7	8	0
McCall	3	18	6.0	14	0
Patriots	**195**	**2581**	**13.2**	**64**	**13**
Opponents	**134**	**1600**	**11.9**	**50**	**11**

INTERCEPTIONS	NO	YDS	AVG	LG	TD
Bolton	6	65	10.8	56	0
Durko	3	26	8.7	16	0
Anderson	2	3	1.5	3	0
Acks	1	11	11.0	11	0
Jackson	1	0	0.0	0	0
Patriots	**13**	**105**	**8.1**	**56**	**0**
Opponents	**17**	**285**	**16.8**	**47t**	**1**

PUNTING	NO	YDS	AVG	LG	BLK
Barnes	55	2134	38.8	53	0
White	6	163	27.1	51	0
Patriots	**61**	**2297**	**37.7**	**53**	**0**
Opp.	**62**	**2509**	**40.5**	**58**	**1**

PUNT RETURNS	NO	FC	YDS	AVG	LG	TD
Herron	27	8	282	10.4	54	0
Stingley	3	2	21	7.0	16	0
Durko	3	2	21	7.0	15	0
PATRIOTS	**33**	**12**	**324**	**9.8**	**54**	**0**
OPPONENTS	**29**	**23**	**154**	**5.3**	**27**	**0**

KICK RETURNS	NO	YDS	AVG	LG	TD
Herron	41	1092	26.6	92t	1
Stingley	6	143	23.8	29	0
Rucker	5	103	20.6	43	0
McCall	2	17	8.5	17	0
Tarver	1	17	17.0	17	0
Windsor	1	0	0.0	0	0
Hannah	1	0	0.0	0	0
Patriots	**57**	**1372**	**24.1**	**92t**	**1**
Opponents	**40**	**963**	**24.1**	**90t**	**1**

Sacks: Adams 8.0, Hamilton 5.5, Moore 4.0, Cash 3.0, Rowe 2.5, Acks 1.5, Forster 1.0, Kiner 1.0, Lunsford 1.0, Smith 1.0, Bolton 0.5, Chandler 0.5, King 0.5, Tanner 0.5, Team 2.0. Patriots 32.0, Opponents 37.0.

FIELD GOALS	1-19	20-29	30-39	40-49	50+
White	6/8	2/3	3/5	3/7	0/2
Bell	0/0	0/0	1/3	0/0	0/1
Patriots	**6/8**	**2/3**	**4/8**	**3/7**	**0/3**
Opp.	**3/3**	**6/7**	**12/14**	**5/8**	**0/0**

Bell: (53n) (30n) (33b,36G);
White: (40G,18b) (34n) (32G,11G,43n) (-) (49n, 33G,43n,18n,47b) (-) (19G,21G,26G, 18G) (48G,26,51,36G,46G) (11G) (14G, 12G) (52n,36n).

Opponents: (44n,48G) (33G,33n,39b) (40G,36G,40G) (38G,27G,38G) (40G, 39G,22G) (30G) (25G,38G,23G) (12G) (44G,22G,28G,39G) (33G,20n) (43b) (47b) (34G,34G,19G) (16G,32G).

Starters: Offense: WR Reggie Rucker (8), Darryl Stingley (6); LT Sam Adams (5), Leon Gray (5), Bob Reynolds (4); LG John Hannah (14); C Bill Lenkaitis (12); Jon Morris (2); RG Lennie St. Jean (14); RT Tom Neville (9), L. Gray (3), S. Adams (2); TE Bob Windsor (9), Bob Adams (5); WR R. Rucker (6), D. Stingley (4), Randy Vataha (4); QB Jim Plunkett (14); RB Josh Ashton (8), John Tarver (3), Sam Cunningham (1), Mack Herron (1), Bob McCall (1); FB S. Cunningham (9), J. Tarver (4), Claxton Welch (1).
Defense: LE Ray Hamilton (14); NT Dave Rowe (14); RE Rick Cash (14); RT Julius Adams (14); LLB Steve Kiner (14); MLB Edgar Chandler (11), Brian Stenger (2), Will Foster (1); RLB Ron Acks (14); LCB George Hoey (12), Donald Martin (2); RCB Ron Bolton (14); SS Sandy Durko (14), FS Ralph Anderson (10), Honor Jackson (3), Dave Mason (1).

1973 Coaching Staff: Hank Bullough, Defensive Line, Ron Erhardt, Offensive Backfield, Red Miller, Offensive Line, Bill Nelsen, Quarterbacks, Sam Rutigliano, Off. Backs/Receivers, Charlie Sumner, Linebackers/Secondary, Jim Valek, Special Teams, Larry Weaver, Defensive Backfield.

Pro Bowl (0)

PASSING	ATT	CMP	YARDS	CMP%	YDS/ATT	TD	TD%	INT	INT%	LG	SK/YDS	RATING
Plunkett	376	193	2550	51.3	6.78	13	3.5	17	4.5	64	37/350	66.0
Shiner	4	2	31	50.0	7.75	0	0.0	0	0.0	23	0/0	76.1
Patriots	**380**	**195**	**2581**	**51.3**	**6.79**	**13**	**3.4**	**17**	**4.5**	**64**	**37/350**	**57.3**
Opps.	**240**	**134**	**1600**	**55.8**	**6.67**	**11**	**4.6**	**13**	**5.4**	**50**	**32/262**	**69.2**

1974 Final Offensive Statistics (7-7)

Head Coach: Chuck Fairbanks (7-7) • Tied for Third in AFC-East • Home Stadium: Schaefer Stadium

DATE	W/L	SCORE	OPPONENT	ATTENDANCE
9/15	W	34-24	Miami	55,006
9/22	W	28-20 at	Giants	49,267
9/29	W	20-14	LA Rams	61,279
10/06	W	42-3	Baltimore	59,502
10/13	W	24-0 at	NY Jets	61,400
10/20	L	28-30 at	Buffalo	80,020
10/27	W	17-14 at	Minnesota	48,497
11/03	L	28-29	Buffalo	61,279
11/10	L	14-21	Cleveland	61,279
11/17	L	16-21	NY Jets	61,279
11/24	W	27-17 at	Baltimore	38,971
12/01	L	26-41 at	Oakland	54,020
12/08	L	17-21	Steelers	61,279
12/15	L	27-34 at	Miami	79,420

Team Statistics

	PATS	OPP
TOTAL FIRST DOWNS	**255**	**240**
By Rushing	123	100
By Passing	113	129
By Penalty	19	11
Third Down: Md/Att.	96/202	73/192
Third Down: Eff.	47.5	38.0
TOTAL NET YARDS	**4474**	**4067**
Avg. per Game	319.6	290.5
Total Offensive Plays	900	879
Avg. per Play	5.0	4.6
NET YARDS RUSHING	**2134**	**1587**
Total Rushing Plays	520	467
Avg. per Rush	4.1	3.4
Avg. per Game	152.4	113.4
NET YARDS PASSING	**2340**	**2480**
Avg. per Game	167.1	177.1
Sacked/Yards Lost	21/174	38/294
Gross Yards Passing	2514	2774
Att./Completions	359/177	374/210
Completion Pct.	49.3	56.1
Had Intercepted	23	24
PUNTS/AVERAGE	**71/36.2**	**75/38.4**
PENALTIES/YARDS	**87/843**	**76/642**
FUMBLES/BALLS LOST	**26/15**	**29/14**
TOUCHDOWNS	**43**	**37**
Rushing	21	16
Passing	19	17
Returns	3	4

Score by Periods	1	2	3	4	OT	Total
Patriots	86	116	64	82	0	348
Opponents	68	92	49	80	0	289

SCORING	TD	Ru	Pa	Rt	PAT	FG	S	TP
Smith	0	0	0	0	42/43	16/22	0	90
Herron	12	7	5	0	0	0	0	72
Cunningham	11	9	2	0	0	0	0	66
Rucker	4	0	4	0	0	0	0	24
Vataha	3	0	3	0	0	0	0	18
Plunkett	2	2	0	0	0	0	0	12
Stingley	2	1	1	0	0	0	0	12
Tarver	2	2	0	0	0	0	0	12
Geddes	1	0	0	1	0	0	0	6
Hannah	1	0	0	1	0	0	0	6
Marshall	1	0	1	0	0	0	0	6
Sanders	1	0	0	1	0	0	0	6
Schubert	1	0	1	0	0	0	0	6
Tanner	1	0	1	0	0	0	0	6
Windsor	1	0	1	0	0	0	0	6
PATRIOTS	**43**	**21**	**19**	**3**	**42/43**	**16/22**	**0**	**348**
Opponent	**37**	**16**	**17**	**4**	**32/37**	**11/18**	**1**	**289**

RUSHING	NO	YDS	AVG	LG	TD
Herron	231	824	3.6	28	7
Cunningham	166	811	4.9	75t	9
Plunkett	30	161	5.4	37	2
Tarver	41	101	2.5	18	2
Ashton	26	99	3.8	22	0
Stingley	5	63	12.6	23t	1
Wilson	15	57	3.8	12	0
Vataha	3	21	7.0	24	0
Hinton	1	1	1.0	1	0
Johnson	2	-4	-2.0	-2	0
Patriots	**520**	**2134**	**4.1**	**75t**	**21**
Opponents	**467**	**1587**	**3.4**	**34**	**16**

RECEIVING	NO	YOS	AVG	LG	TD
Herron	38	474	12.5	18	5
Rucker	27	436	16.1	69t	4
Vataha	25	561	22.4	59t	3
Cunningham	22	214	9.7	37	2
Adams, B.	17	244	14.4	24	0
Windsor	12	127	10.6	20	1
Stingley	10	139	13.9	20t	1
Tarver	9	37	4.1	12	0
Johnson	8	147	18.4	34	0
Wilson	3	38	12.7	23	0
Hinton	2	36	18.0	20	0
Tanner	2	23	11.5	21	1
Schubert	1	21	21.0	21t	1
Marshall	1	17	17.0	17t	1
Patriots	**177**	**2514**	**14.2**	**69t**	**19**
Opponents	**210**	**2774**	**13.2**	**67t**	**17**

INTERCEPTIONS	NO	YDS	AVG	LG	TD
Bolton	7	18	2.6	10	0
Sanders	5	57	11.4	23t	1
Hunt	3	66	22.0	27	0
McCray	3	61	20.3	33	0
Mildren	3	51	17.0	41	0
Geddes	2	32	16.0	29t	1
King	1	9	9.0	9	0
Patriots	**24**	**294**	**12.3**	**41**	**2**
Opponents	**23**	**331**	**14.4**	**72t**	**2**

PUNTING	NO	YDS	AVG	LG	BLK
Barnes	45	1604	35.6	50	0
Chapple	26	967	37.2	57	0
Patriots	**71**	**2571**	**36.2**	**57**	**0**
Opp.	**75**	**2882**	**38.4**	**59**	**0**

PUNT RETURNS	NO	FC	YDS	AVG	LG	TD
Herron	35	4	517	14.8	66	0
Schubert	3	2	15	5.0	11	0
Durko	1	1	1	1.0	1	0
Hinton	1	0	0	0.0	0	0
Johnson	0	3	0	0.0	0	0
Sanders	0	1	0	0.0	0	0
Patriots	**40**	**11**	**533**	**13.3**	**66**	**0**
Opponents	**41**	**5**	**314**	**7.7**	**42**	**0**

KICK RETURNS	NO	YDS	AVG	LG	TD
Herron	28	629	18.0	62	0
Johnson	15	303	20.2	41	0
Schubert	5	112	22.4	32	0
Hinton	3	83	27.7	53	0
Wilson	2	33	16.5	18	0
Tanner	2	17	8.5	17	0
Hunt	1	21	21.0	21	0
Durko	1	0	0.0	0	0
Smith, D.	1	0	0.0	0	0
Patriots	**58**	**1198**	**20.7**	**62**	**0**
Opponents	**64**	**1678**	**26.2**	**88t**	**1**

Sacks: Adams 8.0, Hamilton 5.0, Lunsford 5.0, McGee 4.5, Webster 4.5, King 3.5, Smith 3.0, Moore 2.0, Hunt 1.5, Nelson 1.0, Carter 0.5. Patriots 38.0, Opponents 21.0.

FIELD GOALS	1-19	20-29	30-39	40-49	50+
Smith	0/0	6/7	8/10	2/5	0/0
Patriots	**0/0**	**6/7**	**8/10**	**2/5**	**0/0**
Opp.	**0/0**	**5/5**	**2/4**	**4/9**	**0/0**

Smith: (21G,21n,26G) (30n) (39G,23G) (-) (37G) (-) (37G) (47n,46b) (-) (32G, 34n,44G,35G) (33G,28G) (22G,35G) (20G,44n) (46G,34G).

Opponents: (33G) (-) (41b) (31n,27G) (-) (35G) (43n,34n) (45G,20G,46n,447G) (-) (-) (48n,25G) (-) (40G,27G,47n) (28G, 40G).

Starters: Offense: WR Reggie Rucker (9), Andy Johnson (3), Eddie Hinton (1), Darryl Stingley (1); LT Leon Gray (14); LG John Hannah (14); C Bill Lenkaitis (14); RG Sam Adams (13), Bill DuLac (1); RT Tom Neville (14); TE Bob Adams (7), Bob Windsor (7); WR Randy Vataha (9), Steve Schubert (3), R. Rucker (1), D. Stingley (1); QB Jim Plunkett (14); RB Mack Herron (14); Sam Cunningham (10), Josh Tarver (4).

Defense: LE Mel Lunsford (7), Julius Adams (5), Ray Hamilton (1), Tony McGee (1); NT/LT R. Hamilton (13), M. Lunsford (1); RE/RT J. Adams (6), George Webster (5), M. Lunsford (2), J. Tanner (1); LOLB/RE G. Webster (7), M. Lunsford (3), J. Adams (3), J. Tanner (1); LILB/LLB Steve Nelson (9), Bob Geddes (5); RILB Sam Hunt (14); ROLB Steve King (14); LCB John Sanders (10), Willie Osley (3), Ron Bolton (1); RCB R. Bolton (13), W. Osley (1); SS Jack Mildren (9), Sandy Durko (4), Prentice McCray (1); FS P. McCray (13), J. Mildren (1).

1974 Coaching Staff: Hank Bullough, Defensive Line, Ron Erhardt, Offensive Backfield, Red Miller, Offensive Line, Bill Nelsen, Quarterbacks, Ray Perkins, Receivers, Charlie Sumner, Linebackers/ Secondary, Jim Valek, Special Teams, Larry Weaver, Defensive Backfield.

Pro Bowl (0)

PASSING	ATT	CMP	YARDS	CMP%	YDS/ATT	TD	TD%	INT	INT%	LG	SK/YDS	RATING
Plunkett	352	173	2457	49.1	6.98	19	5.4	22	6.3	69t	21/174	63.8
Shiner	6	3	37	50.0	6.17	0	0.0	1	16.7	18	0/0	29.9
Graff	1	1	20	100.0	20.0	0	0.0	0	0.0	20	0/0	118.0
Patriots	**359**	**177**	**2514**	**49.3**	**7.00**	**19**	**5.3**	**23**	**6.4**	**69t**	**21/174**	**63.3**
Opps.	**374**	**210**	**2774**	**56.1**	**7.42**	**17**	**4.5**	**24**	**6.4**	**67t**	**38/294**	**68.1**

1975 Final Offensive Statistics (3-11)

Head Coach: Chuck Fairbanks (3-11) • Tied for Fourth in AFC-East • Home Stadium: Schaefer Stadium

DATE	W/L	SCORE	OPPONENT	ATTENDANCE
9/21	L	0-7	Houston	54,212
9/28	L	14-22	Miami	61,279
10/05	L	7-36	at NY Jets	61,415
10/12	L	10-27	at Cincinnati	55,856
10/19	W	21-10	Baltimore	56,844
10/26	W	24-16	San Francisco	60,691
11/02	L	17-24	at St. Louis	47,263
11/09	W	33-19	at San Diego	26,090
11/16	L	31-34	Dallas	61,279
11/23	L	31-45	at Buffalo	69,207
12/01	L	7-20	at Miami	68,480
12/07	L	28-30	NY Jets	57,539
12/14	L	14-34	Buffalo	59,646
12/21	L	21-34	at Baltimore	50,801

Team Statistics

	PATS	OPP
TOTAL FIRST DOWNS	253	254
By Rushing	94	118
By Passing	133	120
By Penalty	26	16
Third Down: Md/Att.	82/195	90/216
Third Down: Eff.	42.1	41.7
TOTAL NET YARDS	**4283**	**4464**
Avg. per Game	305.9	318.9
Total Offensive Plays	912	956
Avg. per Play	4.7	4.7
NET YARDS RUSHING	**1845**	**2220**
Total Rushing Plays	472	555
Avg. per Rush	3.9	4.0
Avg. per Game	131.8	158.6
NET YARDS PASSING	**2438**	**2244**
Avg. per Game	174.1	160.3
Sacked/Yards Lost	39/330	33/271
Gross Yards Passing	2768	2515
Att./Completions	401/193	368/213
Completion Pct.	48.1	57.9
Had Intercepted	28	13
PUNTS/AVERAGE	**83/38.8**	**77/39.5**
PENALTIES/YARDS	**89/719**	**103/759**
FUMBLES/BALLS LOST	**43/22**	**31/16**
TOUCHDOWNS	**33**	**42**
Rushing	14	20
Passing	16	18
Returns	3	4

Score by Periods	1	2	3	4	OT	Total
Patriots	37	107	38	76	0	258
Opponents	67	77	110	104	0	358

SCORING	TD	Ru	Pa	Rt	PAT	FG	S	TP
Smith	0	0	0	0	33/33	9/17	0	60
Cunningham	8	6	2	0	0	0	0	48
Vataha	6	0	6	0	0	0	0	36
Francis	4	0	4	0	0	0	0	24
Johnson	4	3	1	0	0	0	0	24
Grogan	3	3	0	0	0	0	0	18
Calhoun	2	1	1	0	0	0	0	12
Stingley	2	0	2	0	0	0	0	12
Carter	1	0	0	1	0	0	0	6
Hamilton	1	0	0	1	0	0	0	6
Howard	1	0	0	1	0	0	0	6
Plunkett	1	1	0	0	0	0	0	6
Patriots	**33**	**14**	**16**	**3**	**33/33**	**9/17**	**0**	**258**
Opponent	**42**	**20**	**18**	**4**	**37/42**	**23/35**	**0**	**358**

RUSHING	NO	YDS	AVG	LG	TD
Cunningham	169	666	3.9	17	6
Johnson	117	488	4.2	66t	3
Herron	61	274	4.5	53	0
Grogan	30	110	3.7	14	3
Calhoun	23	104	4.5	38t	1
Carter	22	95	4.3	19	0
McQuay	33	47	1.4	9	0
Stingley	6	39	6.5	21	0
Dressler	3	8	2.7	6	0
Plunkett	4	7	1.8	5	1
Vataha	1	4	4.0	4	0
Graff	2	2	1.0	2	0
Anderson	1	1	1.0	1	0
Patriots	**472**	**1845**	**3.9**	**66t**	**14**
Opponents	**555**	**2220**	**4.0**	**63t**	**20**

RECEIVING	NO	YDS	AVG	LG	TD
Vataha	46	720	15.7	47	6
Francis	35	636	18.2	48	4
Cunningham	32	253	7.9	24	2
Johnson	26	294	11.3	29	1
Stingley	21	378	18.0	45	2
Burks	6	158	26.3	76	0
Windsor	6	57	9.5	12	0
Calhoun	5	111	22.2	62t	1
Herron	5	50	10.0	19	0
Wright	4	46	11.5	20	0
McQuay	4	27	6.8	16	0
Carter	2	39	19.5	26	0
Dressler	1	-1	-1.0	-1	0
Patriots	**193**	**2768**	**14.3**	**76**	**16**
Opponents	**213**	**2515**	**11.8**	**77t**	**18**

INTERCEPTIONS	NO	YDS	AVG	LG	TD
Bolton	5	33	6.6	15	0
Howard	3	52	17.3	44t	1
Nelson	2	8	4.0	4	0
Reilly	1	54	54.0	54	0
Sanders	1	18	18.0	18	0
Webster	1	0	0.0	0	0
Patriots	**13**	**165**	**12.7**	**54**	**1**
Opponents	**28**	**388**	**13.9**	**58**	**1**

PUNTING	NO	YDS	AVG	LG	BLK
Patrick	83	3223	38.8	62	0
Patriots	**83**	**3223**	**38.8**	**62**	**0**
Opp.	**77**	**3042**	**39.5**	**65**	**1**

PUNT RETURNS	NO	FC	YDS	AVG	LG	TD
Stingley	15	2	113	7.5	29	0
Herron	12	2	89	7.4	17	0
Johnson	6	4	60	10.0	15	0
Patriots	**33**	**8**	**262**	**7.9**	**29**	**0**
Opponents	**42**	**12**	**513**	**12.2**	**69t**	**1**

KICK RETURNS	NO	YDS	AVG	LG	TD
Carter	32	879	27.5	99t	1
McQuay	15	252	16.8	34	0
Johnson	10	188	18.8	32	0
Burks	4	65	16.3	25	0
Herron	2	75	37.5	40	0
Stingley	2	44	22.0	24	0
Calhoun	1	17	17.0	17	0
Patriots	**66**	**1520**	**23.0**	**99t**	**1**
Opponents	**46**	**1142**	**24.8**	**59**	**0**

Sacks: McGee 9.0, Hamilton 6.0, Adams 4.0, Hanneman 4.0, Zabel 3.0, Hunt 2.0, Nelson 2.0, Cusik 1.0, King 1.0, Webster 1.0. Patriots 33.0, Opponents 39.0.

FIELD GOALS	1-19	20-29	30-39	40-49	50+
Smith	1/1	1/1	5/6	2/8	0/1
Patriots	**1/1**	**1/1**	**5/6**	**2/8**	**0/1**
Opp.	**1/1**	**11/11**	**6/10**	**5/13**	**0/0**

Smith: (44n,46n) (40n) (-) (35G) (52n) (44G,41b) (32G) (38G,19G,35G,46G) (29G) (42b,34G) (43n) (33b) (-) (-).

Opponents: (36n) (26G,26G,33G) (46n, 47G) (29G,21G) (34G) (47n,28G) (44b, 21G) (41G,49n,30G,25G,37G) (43G, 26G) (28G,43n) (25G,39G) (42G,27G, 48b,44G,46b,38n) (31n) (19G,44n,37n, 31G)

Starters: Offense: WR Randy Vataha (14); LT Leon Gray (14); LG John Hannah (14); C Bill Lenkaitis (11), Doug Dumler (3); RG Sam Adams (13), Bill DuLac (1); RT Shelby Jordan (14); TE Russ Francis (11), Bob Windsor (3); WR Darryl Stingley (14); QB Steve Grogan (7), Jim Plunkett (5), Neil Graff (2); RB Andy Johnson (9), Mack Herron (5); FB Sam Cunningham (13), Don Calhoun (1).

Defense: LE Tony McGee (10), Mel Lunsford (4); LT/NT Ray Hamilton (14); RE/RT Julius Adams (8), Marlin Imhof (3), Craig Hanneman (2), Sam Hunt (1); LOLB/RE George Webster (9), Steve Zabel (2), C. Hanneman (1), Steve King (1), Kevin Reilly (1); LILB/LLB Steve Nelson (13), G. Webster (1); RILB/MLB S. Hunt (12), Bob Geddes (1), S. Nelson (1); ROLB/RLB S. King (7), S. Zabel (7): LCB Bob Howard (14), RCB Ron Bolton (13), Jim Massey (1); SS Prentice McCray (14); FS John Sanders (14).

1975 Coaching Staff: Hank Bullough, Defensive Line, Rollie Dotsch, Outside Linebackers, Ron Erhardt, Offensive Backfield, Red Miller, Offensive Line, Ray Perkins, Receivers, John Polonchek, QBs/Special Asst. to Head Coach, Charlie Sumner, Linebackers/Secondary, Jim Valek, Special Teams, Larry Weaver, Defensive Backfield.

Pro Bowl (0)

PASSING	ATT	CMP	YARDS	CMP%	YDS/ATT	TD	TD%	INT	INT%	LG	SK/YDS	RATING
Grogan	274	139	1976	50.7	7.21	11	4.0	18	6.6	62t	22/297	60.2
Plunkett	92	36	571	39.1	6.21	3	3.3	7	7.6	76	13/89	39.9
Graff	35	18	221	51.4	6.31	2	5.7	3	8.6	31t	4/34	54.4
Patriots	**401**	**193**	**2768**	**48.1**	**6.90**	**16**	**4.0**	**28**	**7.0**	**76**	**39/330**	**55.1**
Opps.	**368**	**213**	**2515**	**57.9**	**6.83**	**18**	**4.9**	**13**	**3.5**	**77t**	**33/271**	**80.5**

1976 Final Offensive Statistics (11-3)

Head Coach: Chuck Fairbanks (11-3) • Second in AFC-East • Home Stadium: Schaefer Stadium

DATE	W/L	SCORE	OPPONENT	ATTENDANCE
9/12	L	13-27	Baltimore	43,637
9/19	W	30-14	Miami	46,227
9/26	W	30-27 at	Pittsburgh	50,350
10/03	W	48-17	Oakland	61,279
10/10	L	10-30 at	Detroit	63,711
10/18	W	41-7	NY Jets	51,236
10/24	W	26-22 at	Buffalo	50,383
10/31	L	3-10 at	Miami	57,984
11/07	W	20-10	Buffalo	61,279
11/14	W	21-14 at	Baltimore	60,020
11/21	W	38-24 at	NY Jets	58,509
11/28	W	38-14	Denver	61,279
12/05	W	27-6	New Orleans	54,057
12/12	W	31-14 at	Tampa Bay	46,475
AFC PLAYOFF				
12/18	L	21-24 at	Oakland	54,037

Team Statistics

	PATS	OPP
TOTAL FIRST DOWNS	**260**	**258**
By Rushing	150	102
By Passing	95	134
By Penalty	15	22
Third Down: Md/Att.	76/192	90/209
Third Down: Eff.	39.6	43.0
TOTAL NET YARDS	**4694**	**4022**
Avg. per Game	335.3	287.3
Total Offensive Plays	918	947
Avg. per Play	5.1	4.2
NET YARDS RUSHING	**2948**	**1847**
Total Rushing Plays	591	462
Avg. per Rush	5.0	4.0
Avg. per Game	210.6	131.9
NET YARDS PASSING	**1746**	**2175**
Avg. per Game	124.7	155.4
Sacked/Yards Lost	19/164	47/429
Gross Yards Passing	1910	2604
Att./Completions	309/146	437/229
Completion Pct.	47.6	52.4
Had Intercepted	20	23
PUNTS/AVERAGE	**67/40.1**	**75/38.8**
PENALTIES/YARDS	**102/914**	**88/764**
FUMBLES/BALLS LOST	**28/16**	**37/27**
TOUCHDOWNS	**48**	**29**
Rushing	24	12
Passing	18	16
Returns	6	1

Score by Periods	1	2	3	4	OT	Total
Patriots	54	133	97	92	0	376
Opponents	40	91	30	75	0	236

Sacks: McGee 9.5, Barnes 8.0, Hamilton 6.5, Bishop 6.0, Adams 5.0, Zabel 4.0, Lunsford 2.5, Tipton 2.0, King 1.5, Nelson 1.0. Patriots 47.0, Opponents 19.0.

SCORING	TD	Ru	Pa	Rt	PAT	FG	S	TP
Smith	0	0	0	0	42/46	15/25	0	87
Grogan	13	12	0	1	0	0	0	78
Johnson	10	6	4	0	0	0	0	60
Stingley	4	0	4	0	0	0	0	24
Cunningham	3	3	0	0	0	0	0	18
Francis	3	0	3	0	0	0	0	18
Chandler	3	0	3	0	0	0	0	18
Forte	2	1	1	0	0	0	0	12
Haynes	2	0	0	2	0	0	0	12
McCray	2	0	0	2	0	0	0	12
Calhoun	1	1	0	0	0	0	0	6
Phillips	1	1	0	0	0	0	0	6
Briscoe	1	0	1	0	0	0	0	6
Brock	1	0	1	0	0	0	0	6
Vataha	1	0	1	0	0	0	0	6
Hunt	1	0	0	1	0	0	0	6
Zabel	0	0	0	0	1/1	0/0	0	1
Team	0	0	0	0	0/1	0/0	0	0
PATRIOTS	**48**	**24**	**18**	**6**	**43/48**	**15/25**	**0**	**376**
Opponent	**29**	**12**	**16**	**1**	**26/29**	**12/17**	**0**	**236**

RUSHING	NO	YDS	AVG	LG	TD
Cunningham	172	824	4.8	24	3
Calhoun	129	721	5.6	54	1
Johnson	169	699	4.1	69t	6
Grogan	60	397	6.6	41t	12
Phillips	24	164	6.8	46	1
Forte	25	100	4.0	26	1
Stingley	8	45	5.6	27	0
Francis	2	12	6.0	8	0
Burks	1	2	2.0	2	0
Patrick	1	-16	-16.0	-16	0
Patriots	**591**	**2948**	**5.0**	**69t**	**24**
Opponents	**462**	**1847**	**4.0**	**46**	**12**

RECEIVING	NO	YDS	AVG	LG	TD
Johnson	29	343	11.8	53	4
Cunningham	27	299	11.1	41	0
Francis	26	367	14.1	48	3
Stingley	17	370	21.8	58t	4
Calhoun	12	56	4.7	12	0
Vataha	11	192	17.5	44	1
Briscoe	10	136	13.6	21	1
Chandler	5	49	9.8	29	3
Forte	3	9	3.0	6t	1
Burks	2	27	13.5	17	0
Feacher	2	38	19.0	21	0
Phillips	1	18	18.0	18	0
Brock	1	6	6.0	6t	1
Patriots	**146**	**1910**	**13.1**	**58t**	**18**
Opponents	**229**	**2604**	**11.4**	**55**	**16**

INTERCEPTIONS	NO	YDS	AVG	LG	TD
Haynes	8	90	11.3	28	0
McCray	5	182	36.4	63t	2
Fox	3	67	22.3	29	0
Howard	3	28	9.3	15	0
Hunt	2	106	53.0	68t	1
Nelson	2	32	16.0	34	0
Patriots	**23**	**505**	**22.0**	**68t**	**3**
Opponents	**20**	**380**	**19.0**	**76**	**0**

PUNTING	NO	YDS	AVG	LG	TB	IN20
Patrick	67	2688	40.1	52	12	12
Patriots	**67**	**2688**	**40.1**	**52**	**12**	**12**
Opp.	**75**	**2909**	**38.8**	**57**	**8**	**7**

PUNT RETURNS	NO	FC	YDS	AVG	LG	TD
Haynes	45	0	608	13.5	89t	2
Beaudoin	2	0	18	9.0	11	0
Stingley	1	0	2	2.0	2	0
Patriots	**48**	**0**	**628**	**13.1**	**89t**	**2**
Opponents	**37**	**7**	**288**	**7.8**	**32**	**0**

Kick Returns	No	Yds	Avg	Lg	TD
Phillips	14	397	28.4	71	0
Feacher	10	240	24.0	46	0
Calhoun	9	183	20.3	33	0
Beaudoin	6	134	22.3	44	0
Forte	3	62	20.7	29	0
Conn	2	29	14.5	26	0
Carter	1	19	19.0	19	0
McKay	1	23	23.0	23	0
Patriots	**46**	**1087**	**23.6**	**71**	**0**
Opponents	**71**	**1559**	**22.1**	**58**	**0**

FIELD GOALS	1-19	20-29	30-39	40-49	50+
Smith	0/1	4/4	4/6	7/14	0/0
Patriots	**0/1**	**4/4**	**4/6**	**7/14**	**0/0**
Opp.	**1/1**	**2/2**	**4/5**	**4/8**	**1/1**

Smith: (31G,27G,39b) (42n,22G,47n) (42G,40G,26G,37n) (-) (41G) (-) (44G, 32G) (43G) (46G,33G) (48n,44n) (28G) (44n,19n,49G,41n) (43n) (30G).

Opponents: (28G,32G) (-) (32G,41G, 48n) (44G) (44n,36G) (-) (46G,34n) (47G) (31G) (40n) (19G) (-) (50G,47n, 29G) (-).

Starters: Offense: WR Randy Vataha (8), Darryl Stingley (4), Marlin Briscoe (2); LT Leon Gray (14); LG John Hannah (14); C Bill Lenkaitis (14); RG Sam Adams (14); RT Bob McKay (14); TE Russ Francis (12), Al Chandler (2); WR D. Stingley (9), M. Briscoe (3), Steve Burks (1), A. Chandler (1); QB Steve Grogan (16); RB Andy Johnson (12), Sam Cunningham (1), Ike Forte (1); FB S. Cunningham (10), Don Calhoun (3), A. Johnson (1).

Defense: LE Tony McGee (13), Mel Lunsford (1); NT Ray Hamilton (14); RE Julius Adams (14); LOLB Steve Zabel (14); LILB Steve Nelson (11), Sam Hunt (2), Donnie Thomas (1); RILB S. Hunt (9), George Webster (3), Jim Romaniszyn (2); ROLB Pete Barnes (7), Steve King (7); LCB Bob Howard (14); RCB Mike Haynes (14); SS Prentice McCray (14); FS Tim Fox (13), Dick Conn (1).

1976 Coaching Staff: Hank Bullough, Defensive Line, Rollie Dotsch, Outside Linebackers, Ron Erhardt, Offensive Backfield, Red Miller, Offensive Line, Ray Perkins, Receivers, John Polonchek, QBs/Special Asst. to Head Coach, Charlie Sumner, Linebackers/Secondary, Larry Weaver, Defensive Backfield, Tom Yewcic, Offensive Backfield/Special Teams.

Pro Bowl (4): TE Russ Francis (1), Leon Gray (1), G John Hannah (1), CB Mike Haynes (1).

PASSING	ATT	CMP	YARDS	CMP%	YDS/ATT	TD	TD%	INT	INT%	LG	SK/YDS	RATING
Grogan	302	145	1903	48.0	6.30	18	6.0	20	6.6	58t	18/155	60.8
Owen	5	1	7	20.0	1.40	0	0.0	0	0.0	7	0/0	39.0
Johnson	2	0	0	0.0	0.0	0	0.0	0	0.0	0	0/0	0.0
Briscoe	0	0	0	0.0	0.0	0	0.0	0	0.0	0	1/9	0.0
Patriots	**309**	**146**	**1910**	**47.2**	**6.25**	**18**	**5.8**	**20**	**6.5**	**58t**	**19/164**	**59.4**
Opps.	**437**	**229**	**2604**	**52.4**	**5.96**	**16**	**3.7**	**23**	**5.3**	**55**	**47/429**	**60.8**

1977 Final Offensive Statistics (9-5)

Head Coach: Chuck Fairbanks (9-5) • Third in AFC-East • Home Stadium: Schaefer Stadium

Date	W/L	Score	Opponent	Attendance
9/18	W	21-17	Kansas City	58,288
9/26	L	27-30	at Cleveland OT	77,910
10/02	L	27-30	at NY Jets	49,801
10/09	W	31-0	Seattle	54,363
10/16	W	24-20	at San Diego	51,143
10/23	W	17-3	Baltimore	61,279
10/30	W	24-13	NY Jets	61,279
11/06	L	14-24	Buffalo	61,279
11/13	L	5-17	at Miami	67,907
11/20	W	20-7	at Buffalo	31,157
11/27	W	14-6	Philadelphia	58,192
12/04	W	16-10	at Atlanta	60,738
12/11	W	14-10	Miami	61,279
12/18	L	24-30	at Baltimore	60,763

Team Statistics

	PATS	OPP
TOTAL FIRST DOWNS	**247**	**215**
By Rushing	132	86
By Passing	101	111
By Penalty	14	18
Third Down: Md/Att.	98/199	74/196
Third Down: Eff.	49.0	38.0
TOTAL NET YARDS	**4310**	**3638**
Avg. per Game	307.9	259.9
Total Offensive Plays	922	866
Avg. per Play	4.7	4.7
NET YARDS RUSHING	**2303**	**1605**
Total Rushing Plays	603	452
Avg. per Rush	3.8	3.6
Avg. per Game	164.5	114.6
NET YARDS PASSING	**2007**	**2033**
Avg. per Game	143.4	145.2
Sacked/Yards Lost	14/155	58/471
Gross Yards Passing	2162	2504
Att./Completions	305/160	356/188
Completion Pct.	52.5	52.8
Had Intercepted	21	19
PUNTS/AVERAGE	**68/34.6**	**78/39.1**
PENALTIES/YARDS	**112/931**	**71/610**
FUMBLES/BALLS LOST	**28/15**	**20/10**
TOUCHDOWNS	**33**	**26**
Rushing	13	8
Passing	17	16
Returns	3	2

Score by Periods	1	2	3	4	OT	Total
Patriots	79	65	74	60	0	278
Opponents	58	23	61	72	3	217

SCORING	TD	Ru	Pa	Rt	PAT	FG	S	TP
Smith	0	0	0	0	33/33	15/21	0	78
Stingley	6	1	5	0	0	0	0	36
Cunningham	5	4	1	0	0	0	0	30
Calhoun	4	4	0	0	0	0	0	24
Francis	4	0	4	0	0	0	0	24
Hasselbeck	4	0	4	0	0	0	0	24
Clayborn	3	0	0	3	0	0	1	20
Morgan	3	0	3	0	0	0	0	18
Forte	2	2	0	0	0	0	0	12
Grogan	1	1	0	0	0	0	0	6
Phillips	1	1	0	0	0	0	0	6
Patriots	**33**	**13**	**17**	**3**	**33/33**	**15/21**	**1**	**278**
Opponent	**26**	**8**	**16**	**2**	**22/26**	**13/21**	**0**	**217**

RUSHING	NO	YDS	AVG	LG	TD
Cunningham	270	1015	3.8	31t	4
Calhoun	198	727	3.7	25	4
Grogan	61	324	5.3	41	1
Forte	62	157	2.5	16	2
Phillips	5	27	5.4	13	1
Stingley	3	33	11.0	34t	1
Ivory	3	10	3.3	9	0
Morgan	1	10	10.0	10	0
Patriots	**603**	**2303**	**3.8**	**41**	**13**
Opponents	**452**	**1605**	**3.6**	**66**	**8**

RECEIVING	NO	YDS	AVG	LG	TD
Cunningham	42	370	8.8	35	1
Stingley	39	657	16.8	68	5
Morgan	21	443	21.1	64t	3
Francis	16	229	14.3	31t	4
Calhoun	13	152	11.7	47	0
Hasselbeck	9	76	8.4	21	4
Forte	8	88	11.0	22	0
Chandler	7	68	9.7	16	0
Burks	5	79	15.8	22	0
Patriots	**160**	**2162**	**13.5**	**68**	**17**
Opponents	**188**	**2504**	**13.3**	**78**	**16**

INTERCEPTIONS	NO	YDS	AVG	LG	TD
Haynes	5	54	10.8	22	0
McCray	4	61	15.2	48	0
Howard	4	10	2.2	6	0
Fox	3	39	13.0	27	0
Hunt	2	17	8.5	10	0
Barnes	1	13	13.0	13	0
Patriots	**19**	**194**	**10.2**	**48**	**0**
Opponents	**21**	**279**	**13.3**	**45**	**2**

PUNTING	NO	YDS	AVG	LG	TB	IN20	BLK
Patrick	68	2354	34.6	64	6	13	3
Patriots	**68**	**2354**	**34.6**	**64**	**6**	**13**	**3**
Opp.	**78**	**3048**	**39.1**	**65**	**9**	**10**	**0**

PUNT RETURNS	NO	FC	YDS	AVG	LG	TD
Morgan	16	2	220	13.8	53	0
Haynes	24	2	200	8.3	46	0
Forte	2	1	9	4.5	6	0
Beaudoin	1	0	0	0.0	0	0
Westbrook	0	1	0	0.0	0	0
Patriots	**43**	**6**	**429**	**10.0**	**53**	**0**
Opponents	**33**	**6**	**270**	**8.2**	**23**	**0**

KICK RETURNS	NO	YDS	AVG	LG	TD
Clayborn	28	869	31.0	101t	3
Phillips	6	93	15.5	22	0
Beaudoin	4	73	18.3	30	0
McKay	1	16	16.0	16	0
Patriots	**39**	**1051**	**26.9**	**101t**	**3**
Opponents	**52**	**1086**	**20.9**	**73**	**0**

Sacks: McGee 12.0, Hamilton 10.0, Adams 9.5, Shoate 6.0, Barnes 5.0, Nelson 5.0, Boyd 2.5, Fox 2.0, Lunsford 1.5, Bishop 1.0, Clayborn 1.0, Hunt 1.0, King 1.0, Zabel 0.5. Patriots 58.0, Opponents 14.0.

FIELD GOALS	1-19	20-29	30-39	40-49	50+
Smith	1/1	4/5	9/11	1/4	0/0
Patriots	**1/1**	**4/5**	**9/11**	**1/4**	**0/0**
Opp.	**0/1**	**5/5**	**7/11**	**1/4**	**0/0**

Smith: (-) (35G,28G) (44G,24G) (36G, 26wr) (28G) (18G) (30G) (-) (33G) (33G, 25G,44n) (-) (47s,36G,32G,29G,35b) (47b) (30G).

Opponents: (22G) (37G,37G,35G,44wr ,39b) (37b) (37G) (-) (-) (40G) (36G, 40wl,21G) (30G) (37wr,35G) (-) (19b) (33wl) (25G) (28G) (38wl,28G,45wl).

Starters: Offense: WR Stanley Morgan (14); LT Leon Gray (11), Shelby Jordan (3); LG John Hannah (11), Pete Brock (3); C Bill Lenkaitis (14); RG Sam Adams (13), P. Brock (1); RT Tom Neville (13), Bob McKay (3); TE Russ Francis (10), Al Chandler (3), Don Hasselbeck (1); WR Darryl Stingley (14); QB Steve Grogan (14); RB Don Calhoun (14); FB Sam Cunningham (14).

Defense: LE Mel Lunsford (13), Tony McGee (1); NT Ray Hamilton (14); RE Julius Adams (14); LOLB Steve Zabel (10), Steve King (4); LILB Steve Nelson (13), Ray Costict (1); RILB Sam Hunt (13), R. Costict (1); ROLB Pete Barnes (11), Rod Shoate (3); LCB Bob Howard (12), Raymond Clayborn (2); RCB Mike Haynes (14); SS Prentice McCray (14); FS Tim Fox (14).

1977 Coaching Staff: Hank Bullough, Defensive Line, Ron Erhardt, Offensive Backfield, Leon McLaughlin, Offensive Line, Ray Perkins, Receivers, John Polonchek, QBs/Special Asst. to Head Coach, Charlie Sumner, Linebackers/ Secondary, Dick Walker, Defensive Backs, Tom Yewcic, Offensive Backfield/ Special Teams.

Pro Bowl (2): TE Russ Francis (2), Mike Haynes (2).

PASSING	ATT	CMP	YARDS	CMP%	YDS/ATT	TD	TD%	INT	INT%	LG	SK/YDS	RATING
Grogan	305	160	2162	52.5	7.09	17	5.6	21	6.9	68	14/155	65.2
Patriots	**305**	**160**	**2162**	**52.5**	**7.09**	**17**	**5.6**	**21**	**6.9**	**68**	**14/155**	**65.2**
Opps.	**356**	**188**	**2504**	**52.8**	**7.03**	**16**	**4.5**	**19**	**5.3**	**78**	**58/471**	**68.3**

1978 Final Offensive Statistics (11-5)

Head Coaches: Chuck Fairbanks (11-4); Ron Erhardt & Hank Bullough co-head coaches (0-1) • 1st in AFC-East • Home Stadium: Schaefer Stadium

DATE	W/L	SCORE	OPPONENT	ATTENDANCE
9/03	L	14-16	Washington	55,063
9/10	W	16-6 at	St. Louis	49,555
9/18	L	27-34	Baltimore	57,503
9/24	W	21-14 at	Oakland	53,500
10/01	W	28-23	San Diego	61,297
10/08	W	24-14	Philadelphia	61,297
10/15	W	10-3 at	Cincinnati	56,257
10/22	W	33-24	Miami	61,297
10/29	W	55-21	NY Jets	61,297
11/05	W	14-10 at	Buffalo	46,101
11/12	L	23-26	Houston	61,297
11/19	W	19-17 at	NY Jets	60,372
11/26	W	35-14 at	Baltimore	49,404
12/03	L	10-17 at	Dallas	65,045
12/10	W	26-24	Buffalo	59,927
12/18	L	3-23 at	Miami	75,445
AFC PLAYOFF				
12/31	L	14-31	Houston	61,297

Team Statistics

	PATS	OPP
TOTAL FIRST DOWNS	**322**	**258**
By Rushing	181	100
By Passing	125	143
By Penalty	16	15
Third Down: Md/Att.	92/203	96/220
Third Down: Eff.	45.3	43.6
TOTAL NET YARDS	**5965**	**4615**
Avg. per Game	372.8	288.4
Total Offensive Plays	1085	971
Avg. per Play	5.5	4.8
NET YARDS RUSHING	**3165**	**1852**
Total Rushing Plays	671	511
Avg. per Rush	4.7	3.6
Avg. per Game	197.8	115.8
NET YARDS PASSING	**2800**	**2763**
Avg. per Game	175.0	172.7
Sacked/Yards Lost	24/206	35/296
Gross Yards Passing	3006	3059
Att./Completions	390/196	425/235
Completion Pct.	50.3	55.3
Had Intercepted	25	22
PUNTS/AVERAGE	**61/35.0**	**78/39.5**
PENALTIES/YARDS	**92/852**	**81/683**
FUMBLES/BALLS LOST	**35/21**	**34/21**
TOUCHDOWNS	**46**	**38**
Rushing	30	14
Passing	15	21
Returns	1	3

Score by Periods	1	2	3	4	OT	Total
Patriots	77	122	63	96	0	358
Opponents	55	60	71	97	0	286

SCORING	TD	Ru	Pa	Rt	PAT	FG	S	TP
Ivory	11	11	0	0	0	0	0	66
Fosey	0	0	0	0	29/31	11/22	0	62
Cunningham	8	8	0	0	0	0	0	48
Jackson	6	0	6	0	0	0	0	36
Grogan	5	5	0	0	0	0	0	30
Morgan	5	0	5	0	0	0	0	30
Francis	4	0	4	0	0	0	0	24
Johnson	3	3	0	0	0	0	0	18
McAlister	2	2	0	0	0	0	0	12
Smith	0	0	0	0	6/7	1/1	0	9
Lowery	0	0	0	0	7/7	0/1	0	7
Calhoun	1	1	0	0	0	0	0	6
Haynes	1	0	0	1	0	0	0	6
Bishop	0	0	0	0	0	0	1	2
Fox	0	0	0	0	0	0	1	2
Wilson	0	0	0	0	0/1	0/0	0	0
PATRIOTS	**46**	**30**	**15**	**1**	**42/46**	**12/24**	**2**	**358**
Opponent	**38**	**14**	**21**	**3**	**31/38**	**9/19**	**0**	**286**

RUSHING	NO	YDS	AVG	LG	TD
Cunningham	199	768	3.9	52t	8
Ivory	141	693	4.9	28	11
Johnson	147	675	4.6	52	3
Grogan	81	539	6.7	31	5
Calhoun	76	391	5.1	73	1
McAlister	19	77	4.1	16	2
Morgan	2	11	5.5	6	0
Jackson	1	7	7.0	7	0
Tatupu	3	6	2.0	3	0
Wilson	1	0	0.0	0	0
Westbrook	1	-2	-2.0	-2	0
Patriots	**671**	**3165**	**4.7**	**73**	**30**
Opponents	**511**	**1852**	**3.6**	**32t**	**14**

RECEIVING	NO	YDS	AVG	LG	TD
Francis	39	543	13.9	53	4
Jackson	37	743	20.1	57	6
Morgan	34	820	24.1	75t	5
Cunningham	31	297	9.6	31	0
Jonnson	26	267	10.3	31	0
Ivory	14	122	8.7	18	0
Hasselbeck	7	107	15.3	24	0
Westbrook	3	38	12.7	19	0
Calhoun	3	29	9.7	15	0
Pennywell	1	28	28.0	28	0
McAlister	1	12	12.0	12	0
Patriots	**196**	**3006**	**15.3**	**75t**	**15**
Opponents	**235**	**3059**	**13.0**	**67t**	**21**

INTERCEPTIONS	NO	YDS	AVG	LG	TD
Haynes	6	123	20.5	50	1
Nelson	5	104	20.8	37	0
Clayborn	4	72	18.0	44	0
Beaudoin	3	25	8.3	13	0
Fox	2	10	5.0	10	0
Conn	1	24	24.0	24	0
Zabel	1	0	0.0	0	0
Patriots	**22**	**358**	**16.3**	**50**	**1**
Opponents	**25**	**252**	**10.1**	**49**	**1**

PUNTING	NO	YDS	AVG	LG	TB	IN20	BLK
Wilson	54	1921	35.6	57	4	14	0
Patrick	7	216	30.9	47	0	2	0
Patriots	**61**	**2137**	**35.0**	**57**	**4**	**16**	**0**
Opp.	**78**	**3081**	**39.5**	**63**	**8**	**17**	**0**

PUNT RETURNS	NO	FC	YDS	AVG	LG	TD
Morgan	32	4	335	10.5	48	0
Haynes	14	2	183	13.1	35	0
Conn	1	2	2	2.0	2	0
Patriots	**47**	**8**	**520**	**11.1**	**48**	**0**
Opponents	**29**	**10**	**272**	**9.4**	**30**	**0**

KICK RETURNS	NO	YDS	AVG	LG	TD
Clayborn	27	636	23.6	60	0
McAlister	10	186	18.6	32	0
Westbrook	7	125	17.9	33	0
Ivory	7	165	23.6	33	0
Morgan	1	17	17.0	17	0
Wheeler	1	0	0.0	0	0
Conn	1	26	26.0	26	0
Tatupu	1	17	17.0	17	0
Patriots	**55**	**1172**	**21.3**	**60**	**0**
Opponents	**69**	**1576**	**22.8**	**90t**	**1**

Sacks: McGee 11.5, Bishop 7.0, Hamilton 5, Shoate 5, Lunsford 3.5, Costict 1, Hawkins 1, Nelson 1.

FIELD GOALS	1-19	20-29	30-39	40-49	50+
Smith	0/0	1/1	0/0	0/0	0/0
Lowery	0/0	0/0	0/0	0/1	0/0
Posey	1/1	3/4	5/11	2/6	0/0
Patriots	**1/1**	**4/5**	**5/11**	**2/7**	**0/0**
Opp.	**0/0**	**5/6**	**1/5**	**2/5**	**1/3**

Smith: (-) (24G) (-). **Lowery:** (-) (45wl). **Posey:** (42G,36wl) (19G) (29G,37wr) (-) (48n) (32G,34G,37G,38wl,25wl) (48n, 47G,24G) (31s) (46b,30G,36b,39n) (42s,21G) (35G).

Opponents: (26g,54wr) (-) (-) (35wl, 47wl) (38wl,41G) (-) (25wr,44wl,52G, 51wr) (29G,45wl) (-) (21G) (-) (45G,33n) (31wl) (26G) (26G) (30G).

Starters: Offense: WR Stanley Morgan (16); LT Leon Gray (16); LG John Hannah (16); C Bill Lenkaitis (16); RG Sam Adams (16); RT Shelby Jordan (16); TE Russ Francis (15), Don Hasselbeck (1); WR Harold Jackson (13); QB Steve Grogan (16); RB Andy Johnson (13), Horace Ivory (3); FB Sam Cunningham (14), Don Calhoun (2); 2nd TE D. Hasselbeck (3).

Defense: LE Mel Lunsford (15), Tony McGee (1); NT Ray Hamilton (16); RE Richard Bishop (15), Julius Adams (1); LOLB Steve Zabel (11), Steve King (5); LILB Steve Nelson (15), Ray Costict (1); RILB Sam Hunt (15), R. Costict (1); ROLB Rod Shoate (15); R. Costict (1); LCB Ray Clayborn (16); RCB Michael Haynes (16); SS Doug Beaudoin (13), Tim Fox (2), Prentice McCray (1); FS T. Fox (14), P. McCray (2).

1978 Coaching Staff: Raymond Berry, Receivers, Hank Bullough, Defensive Line, Ron Erhardt, Offensive Backfield, John Polonchek, QBs/Special Asst. to Head Coach, Jim Ringo, Offensive Line, Fritz Shurmur, Defensive Line, Charlie Sumner, Linebackers/Secondary, Tom Yewcic, Offensive Backfield/Special Teams.

Pro Bowl (5): FB Sam Cunningham (1), TE Russ Francis (3), T Leon Gray (2), G John Hannah (2), CB Mike Haynes (3).

PASSING	ATT	CMP	YARDS	CMP%	YDS/ATT	TD	TD%	INT	INT%	LG	SK/YDS	RATING
Grogan	362	181	2824	50.0	7.80	15	4.1	23	6.4	75t	21/184	63.3
Owen	26	15	182	57.7	7.00	0	0.0	2	7.7	23	3/22	47.3
Johnson	2	0	0	0.0	0.00	0	0.0	0	0.0	0	0/0	--
Patriots	**390**	**196**	**3006**	**50.3**	**7.71**	**15**	**3.8**	**25**	**6.4**	**75t**	**24/206**	**62.2**
Opps.	**425**	**235**	**3059**	**55.3**	**7.19**	**21**	**4.9**	**22**	**5.1**	**67t**	**35/296**	**73.1**

1979 Final Offensive Statistics (9-7)

Head Coach: Ron Erhardt (9-7) • Second in AFC-East • Home Stadium: Schaefer Stadium

DATE	W/L	SCORE	OPPONENT	ATTENDANCE
9/03	L	13-16	Pittsburgh OT	60,798
9/09	W	56-3	NY Jets	53,113
9/16	W	20-14 at	Cincinnati	41,805
9/23	W	27-21	San Diego	60,916
10/01	L	14-27 at	Green Bay	52,842
10/07	W	24-17	Detroit	60,629
10/14	W	27-7 at	Chicago	54,128
10/21	W	28-13	Miami	61,096
10/28	L	26-31 at	Baltimore	41,029
11/04	W	26-6 at	Buffalo	67,935
11/11	L	10-45 at	Denver	74,379
11/18	W	50-21	Baltimore	60,879
11/25	L	13-16	Buffalo OT	60,991
11/29	L	24-39 at	Miami	69,174
12/09	L	26-27 at	NY Jets	60,372
12/16	W	27-23	Minnesota	54,719

Team Statistics

	PATS	OPP
TOTAL FIRST DOWNS	**318**	**283**
By Rushing	132	118
By Passing	159	139
By Penalty	27	26
Third Down: Md/Att.	113/254	85/225
Third Down: Eff.	44.4	37.7
TOTAL NET YARDS	**5470**	**4323**
Avg. per Game	341.9	270.2
Total Offensive Plays	1127	1019
Avg. per Play	4.8	4.3
NET YARDS RUSHING	**2252**	**1770**
Total Rushing Plays	603	495
Avg. per Rush	3.7	3.6
Avg. per Game	140.8	110.6
NET YARDS PASSING	**3218**	**2553**
Avg. per Game	201.1	159.6
Sacked/Yards Lost	49/382	57/512
Gross Yards Passing	3600	3065
Att./Completions	475/237	467/246
Completion Pct.	49.9	52.7
Had Intercepted	23	20
PUNTS/AVERAGE	**84/36.2**	**94/38.7**
PENALTIES/YARDS	**99/864**	**103/917**
FUMBLES/BALLS LOST	**28/15**	**35/22**
TOUCHDOWNS	**49**	**39**
Rushing	16	22
Passing	30	13
Returns	3	4

Score by Periods	1	2	3	4	OT	Total
Patriots	85	137	60	129	0	411
Opponents	87	93	71	69	6	326

SCORING	TD	Ru	Pa	Rt	PAT	FG	S	TP
Smith	0	0	0	0	46/49	23/33	0	115
Morgan	13	0	12	1	0	0	0	78
Jackson	7	0	7	0	0	0	0	42
Calhoun	6	5	1	0	0	0	0	36
Francis	5	0	5	0	0	0	0	30
Cunningham	5	5	0	0	0	0	0	30
Ivory	3	1	2	0	0	0	0	18
Clark	2	2	0	0	0	0	0	12
Grogan	2	2	0	0	0	0	0	12
Hawkins	1	0	0	1	0	0	0	6
Sanford	1	0	0	1	0	0	0	6
Westbrook	1	0	1	0	0	0	0	6
Penneywell	1	0	1	0	0	0	0	6
Johnson	1	1	0	0	0	0	0	6
Jarvis	1	0	1	0	0	0	0	6
PATRIOTS	**49**	**16**	**30**	**3**	**46/49**	**23/33**	**1**	**411**
Opponent	**39**	**22**	**13**	**4**	**36/39**	**18/26**	**1**	**326**

RUSHING	NO	YDS	AVG	LG	TD
Cunningham	159	563	3.5	27	5
Ivory	143	522	3.7	52	1
Calhoun	137	456	3.3	29	5
Grogan	62	368	5.8	26	2
Johnson	43	132	3.1	15	1
Clark	19	84	4.4	19	2
Tatupu	23	71	3.1	12	0
Morgan	7	39	5.6	17	0
Jackson	3	12	4.0	12	0
Westbrook	2	8	4.0	4	0
Owen	2	-1	-0.5	0	0
Cavanaugh	1	-2	-2.0	-2	0
Patriots	**603**	**2252**	**3.7**	**52**	**16**
Opponents	**495**	**1770**	**3.6**	**39**	**22**

RECEIVING	NO	YDS	AVG	LG	TD
Jackson	45	1013	22.5	59	7
Morgan	44	1002	22.8	63t	12
Francis	39	557	14.3	44	5
Cunningham	29	236	8.1	20	0
Ivory	23	216	9.4	24	2
Calhoun	15	66	4.4	14	1
Hasselbeck	13	158	12.2	41	0
Westbrook	9	173	19.2	38	1
Johnson	9	68	7.6	11	0
Pennywell	4	35	8.8	13t	1
Clark	2	35	17.5	20	0
Javis	2	30	15.0	15t	1
Tatupu	2	9	4.5	5	0
Chandler	1	2	2.0	2	0
Patriots	**237**	**3600**	**15.2**	**63t**	**30**
Opponents	**246**	**3065**	**12.5**	**82**	**13**

INTERCEPTIONS	NO	YDS	AVG	LG	TD
Clayborn	5	56	11.2	27	0
Haynes	3	66	22.0	33	0
McCray	3	48	16.0	26	0
Fox	2	38	19.0	25	0
Hawkins	2	35	17.5	35t	1
Sanford	1	39	39.0	12	0
Beaud	1	30	30.0	30	0
Costict	1	22	22.0	22	0
Nelson	1	18	18.0	18	0
Shoate	1	0	0.0	0	0
Patriots	**20**	**352**	**17.6**	**35t**	**1**
Opponents	**23**	**417**	**18.1**	**56**	**0**

PUNTING	NO	YDS	AVG	LG	TB	IN20	BLK
Hare	83	3038	36.6	58	11	20	1
Patriots	**84**	**3038**	**36.2**	**58**	**11**	**20**	**1**
Opp.	**94**	**3641**	**38.7**	**63**	**9**	**11**	**1**

PUNT RETURNS	NO	FC	YDS	AVG	LG	TD
Morgan	29	21	289	10.0	80t	1
Haynes	5	1	16	3.2	5	0
Westbrook	2	0	5	2.5	5	0
Sanford	1	0	1	1.0	1	0
Patriots	**37**	**22**	**311**	**8.4**	**80t**	**1**
Opponents	**28**	**17**	**317**	**11.3**	**75t**	**1**

KICK RETURNS	NO	YDS	AVG	LG	TD
Clark	37	816	22.1	38	0
Sanford	10	179	17.9	23	0
Westbrook	11	151	13.7	30	0
Clayborn	2	33	16.5	20	0
Tatupu	3	15	5.0	12	0
Washington	1	18	18.0	18	0
Ivory	1	15	15.0	15	0
Morgan	1	12	12.0	12	0
Patriots	**66**	**1239**	**18.8**	**38**	**0**
Opponents	**80**	**1621**	**20.3**	**45**	**0**

Sacks: McGee 10.5, Bishops 8.5, Lunsford 8.0, Hamilton 7.0, Hawkins 7.0, Adams 6.0, Shoate 4.0, Costict 2.0, Nelson 2.0, Clayborn 1.0, Fox 1.0. Patriots 57.0, Opponents 49.0.

FIELD GOALS	1-19	20-29	30-39	40-49	50+
Smith	0/0	6/6	11/13	6/14	0/0
Patriots	**0/0**	**6/6**	**11/13**	**6/14**	**0/0**
Opp.	**0/0**	**7/7**	**5/7**	**5/11**	**1/1**

Smith: (31G,32G) (-) (37n,47b,39G,39G) (31G,31G) (42n) (44n,48n,29G) (21G, 29G) (48n) (42G,39G) (48n,49b,33G, 37G) (42G) (24G,29G,42G) (47G,40n, 32G) (28G) (47G,34n) (42G,30G).

Opponents: (43n,41G) (30G) (37n) (48n) (-) (26G) (-) (53G,40G) (37G,44n) (39G,40G,37n,49n,40n) (49G) (-) (29G, 26G,29G) (31G,33G,27G) (39G,25G) (24G,43s).

Starters: Offense: WR Stanley Morgan (16); LT Dwight Wheeler (10), Pete Brock (6); LG John Hannah (16); C Bill Lenkaitis (16); RG Sam Adams (13), Bob Cryder (2), P. Brock (1); RT Shelby Jordan (12), Garry Puetz (4); TE Russ Francis (13), Don Hasselbeck (3); WR Harold Jackson (16); QB Steve Grogan (16); RB Horace Ivory (9), Sam Cunningham (3), Andy Johnson (3), Don Calhoun (1); FB S. Cunningham (9), D. Calhoun (5), A. Johnson (2).

Defense: LE Mel Lunsford (15), Richard Bishop (1); NT Ray Hamilton (16); RE R. Bishop (13), Julius Adams (2), M. Lunsford (1); LOLB Mike Hawkins (14); LILB Steve Nelson (15), Bill Matthews (1); RILB Sam Hunt (15), John Zamberlin (1); ROLB Rod Shoate (14), Ray Costict, Steve King (1); LCB Raymond Clayborn (16); RCB Mike Haynes (15), Rick Sanford (1); SS Doug Beaudoin (8), Prentice McCray (5), R. Sanford (3); FS Tim Fox (16), 4th DL Tony McGee (2).

1979 Coaching Staff: Raymond Berry, Receivers, Hank Bullough, Defensive Line, Gino Cappelletti, Special Teams, Billy Kinard, Defensive Backfield, John Polonchek, QBs/Special Asst. to Head Coach, Jim Ringo, Offensive Line, Fritz Shurmur, Defensive Line, Tom Yewcic, Offensive Backfield.

Pro Bowl (3): G John Hannah (3), Mike Haynes (4), WR Stanley Morgan (1).

PASSING	ATT	CMP	YARDS	CMP%	YDS/ATT	TD	TD%	INT	INT%	LG	SK/YDS	RATING
Grogan	423	206	3286	48.7	7.77	28	6.6	20	4.7	63t	45/341	77.4
Owen	47	27	248	57.4	5.28	2	4.3	3	6.4	32	4/41	59.5
Westbrook	2	2	52	100.0	26.0	0	0.0	0	0.0	28	0/0	193.8
Cavanaugh	1	1	10	100.0	10.0	0	0.0	0	0.0	10	0/0	127.1
Hare	1	1	4	100.0	4.0	0	0.0	0	0.0	4	0/0	102.1
Jackson	1	0	0	0.0	0.0	0	0.0	0	0.0	0/0	0/0	--
Patriots	**475**	**237**	**3600**	**49.9**	**7.58**	**30**	**6.3**	**23**	**4.8**	**63t**	**49/382**	**76.2**
Opps.	**467**	**246**	**3065**	**52.7**	**6.56**	**13**	**2.8**	**20**	**4.3**	**82**	**57/512**	**64.8**

1980 Final Offensive Statistics (10-6)

Head Coach: Ron Erhardt (10-6) • Second in AFC-East • Home Stadium: Schaefer Stadium

DATE	W/L	SCORE	OPPONENT	ATTENDANCE
9/07	W	34-17	Cleveland	49,222
9/14	L	21-37	Atlanta	48,321
9/21	W	37-31 at	Seattle	61,035
9/29	W	23-14	Denver	59,602
10/05	W	21-11 at	NY Jets	53,603
10/12	W	34-0	Miami	60,377
10/19	W	37-21 at	Baltimore	53,924
10/26	L	13-31 at	Buffalo	75,092
11/02	W	34-21	NY Jets	60,834
11/10	L	34-38 at	Houston	51,524
11/16	L	14-17	Los Angeles	60,609
11/23	W	47-21	Baltimore	60,994
11/30	L	17-21 at	San Francisco	45,254
12/08	L	13-16 at	Miami (ot)	63,292
12/14	W	24-2	Buffalo	58,324
12/21	W	38-27 at	New Orleans	38,277

Team Statistics

	PATS	OPP
TOTAL FIRST DOWNS	**319**	**270**
By Rushing	139	118
By Passing	154	141
By Penalty	26	11
Third Down: Md/Att.	98/210	79/214
Third Down: Eff.	46.7	36.9
TOTAL NET YARDS	**5435**	**4762**
Avg. per Game	339.7	297.6
Total Offensive Plays	1026	983
Avg. per Play	5.3	4.8
NET YARDS RUSHING	**2240**	**1876**
Total Rushing Plays	588	481
Avg. per Rush	3.8	3.9
Avg. per Game	140.0	117.3
NET YARDS PASSING	**3195**	**2886**
Avg. per Game	199.7	180.4
Sacked/Yards Lost	25/200	44/346
Gross Yards Passing	3395	3232
Att./Completions	413/240	458/266
Completion Pct.	58.1	58.1
Had Intercepted	27	24
PUNTS/AVERAGE	**63/38.0**	**92/41.0**
PUNT RETURNS/AVG	**28/8.5**	**60/8.6**
NET PUNTING AVG.	**33.6**	**33.3**
PENALTIES/YARDS	**79/696**	**92/833**
FUMBLES/BALLS LOST	**19/9**	**31/10**
TOUCHDOWNS	**52**	**40**
Rushing	19	12
Passing	27	28
Returns	6	0

Score by Periods	1	2	3	4	OT	Total
Patriots	77	132	110	122	0	441
Opponents	64	97	56	105	3	325

SCORING	TD	Ru	Pa	Rt	PAT	FG	S	TP
Smith	0	0	0	0	51/51	26/34	0	129
Calhoun	9	9	0	0	0	0	0	54
Francis	8	0	8	0	0	0	0	48
Morgan	6	0	6	0	0	0	0	36
Jackson	5	0	5	0	0	0	0	30
Hasselback	4	0	4	0	0	0	0	24
Ivory	3	2	0	1	0	0	0	18
Johnson	3	0	3	0	0	0	0	18
Tatupu	3	3	0	0	0	0	0	18
Clark	2	1	0	1	0	0	0	12
Ferguson	2	2	0	0	0	0	0	12
Foreman	1	1	0	0	0	0	0	6
Grogan	1	1	0	0	0	0	0	6
Pennywell	1	0	1	0	0	0	0	6
Haynes	1	0	0	1	0	0	0	6
James	1	0	0	1	0	0	0	6
Shoate	1	0	0	1	0	0	0	6
Sanford	1	0	0	1	0	0	0	6
Team	0	0	0	0	0/1	0	0	0
PATRIOTS	**52**	**19**	**27**	**6**	**51/52**	**26/34**	**0**	**441**
Opponent	**40**	**12**	**28**	**0**	**39/40**	**14/20**	**2**	**325**

RUSHING	NO	YDS	AVG	LG	TD
Ferguson	211	818	3.9	44	2
Calhoun	200	787	3.9	22t	9
Grogan	30	112	3.7	19	1
Ivory	42	111	2.6	20t	2
Tatupu	33	97	2.9	11	3
Cavanaugh	19	97	5.1	22	0
Foreman	23	63	2.7	7	1
Clark	9	56	6.2	15	1
Jackson	5	37	7.4	16	0
Morgan	4	36	9.0	16	0
Johnson	11	26	2.4	11	0
Hubach	1	0	0.0	0	0
Patriots	**588**	**2240**	**3.8**	**44**	**19**
Opponents	**481**	**1876**	**3.9**	**33**	**12**

RECEIVING	NO	YDS	AVG	LG	TD
Morgan	45	991	22.0	71	6
Francis	41	664	16.2	39	8
Jackson	35	737	21.1	40	5
Calhoun	27	129	4.8	12	0
Johnson	24	259	10.8	22	3
Ferguson	22	173	7.9	18	0
Foreman	14	99	7.1	18	0
Ivory	12	95	7.9	19	0
Hasselbeck	8	130	16.3	35t	4
Westbrook	4	60	15.0	21	0
Pennywell	4	31	7.8	16	1
Tatupu	4	27	6.8	11	0
Patriots	**240**	**3395**	**14.1**	**71**	**27**
Opponents	**266**	**3232**	**12.2**	**79t**	**28**

INTERCEPTIONS	NO	YDS	AVG	LG	TD
Clayborn	5	87	17.4	29	0
Fox	4	41	10.2	23	0
James	4	32	8.0	19	0
Shoate	3	50	16.7	42t	1
Nelson	3	37	12.3	33	0
Hawkins	2	5	2.5	5	0
Haynes	1	31	31.0	31	0
Mathews	1	5	5.0	5	0
Sanford	1	0	0.0	0	0
Patriots	**24**	**288**	**12.0**	**42t**	**1**
Opponents	**27**	**369**	**13.7**	**80**	**0**

PUNTING	NO	YDS	AVG	TB	IN20	LG	BLK
Hubach	63	2392	38.0	2	12	69	0
Patriots	**63**	**2392**	**38.0**	**2**	**12**	**69**	**0**
Opp.	**92**	**3775**	**41.0**	**10**	**14**	**66**	**0**

PUNT RETURNS	NO	FC	YDS	AVG	LG	TD
James	33	3	331	10.0	75t	1
Haynes	17	2	140	8.2	35	0
Brown	10	1	42	4.2	14	0
Patriots	**60**	**6**	**513**	**8.6**	**75t**	**1**
Opponents	**28**	**13**	**237**	**8.5**	**25**	**0**

KICK RETURNS	NO	YDS	AVG	LG	TD
Ivory	36	992	27.6	98t	1
Brown	9	156	17.3	26	0
Currier	6	98	16.3	26	0
Westbrook	1	14	14.0	14	0
Clark	3	21	7.0	13	0
Pennywell	1	0	0.0	0	0
Patriots	**56**	**1281**	**22.9**	**98t**	**1**
Opponents	**90**	**1649**	**18.3**	**35**	**0**

Sacks: Adams 9.0, Hamilton 8.0, McGee 7.5, Shoate 6.0, Bishop 5.5, Zamberlin 2.5, Hawkins 2.0, Haynes 1.0, McGrew 1.0, Sanford 1.0, McDougald 0.5. Patriots 44.0, Opponents 25.0.

FIELD GOALS	1-19	20-29	30-39	40-49	50+
Smith	2-2	11-11	10-14	3-7	0-0
Patriots	**2-2**	**11-11**	**10-14**	**3-7**	**0-0**
Opp.	**0-0**	**8-8**	**4-8**	**2-3**	**0-1**

Smith: (37G,35G) (-) 19G,30G,44w,29G) (26G,19G,36G) (-) 30G,34w,36G) (27G, 29G,37G) (41G,32G) (21G, 27G, 44w) (26G,44G,32b) (47s) (22G, 35G) (37w, 42G) (23G,33G,35b) (40w,27G) (22G).

Opponents: (25G) (26G,27G,39G) (33G) (73s) (49b,39w,40G) (-) (35w) (23G,39w) (-) (45G) (29G) (39w) (-) (27G, 24G,23G) (-) (30G,38G).

Starters: Offense: WR Stanley Morgan (16); LT Dwight Wheeler (15), Garry Puetz (1); LG John Hannah (16); C Bill Lenkaitis (16); RG Sam Adams (15), Bob Cryder (1); RT Shelby Jordon (16); TE Russ Francis (15), Don Hasselbeck (1); WR Harold Jackson (16); QB Steve Grogan (12), Matt Cavanaugh (4); RB Vagas Ferguson (16); FB Don Calhoun (16).

Defense: LE Mel Lunsford (12), Richard Bishop (4); NT Ray Hamilton (15), R. Bishop (1); RE Julius Adams (16); LOLB Mike Hawkins (16), LILB Steve Nelson (16); RILB John Zamberlin (13), Bob Golic (3); ROLB Rod Shoate (16); LCB Raymond Clayborn (15), Mike Haynes (1); RCB M. Haynes (11), Rick Sanford (4), R. Clayborn (1); SS Roland James (10), R. Sanford (6); FS Tim Fox (16).

1980 Coaching Staff: Raymond Berry, Receivers, Gino Cappelletti, Special Teams, Billy Kinard, Defensive Backfield, Bill Parcells, Linebackers, John Polonchek, QBs/Special Asst. to Head Coach, Jim Ringo, Offensive Line, Fritz Shurmur, Defensive Coordinator/Line, Tom Yewcic, Offensive Backfield.

Pro Bowl (7): DE Julius Adams (1), FS Tim Fox (1), G John Hannah (5), CB Mike Haynes (5), WR Stanley Morgan (2), LB Steve Nelson (1), K John Smith (1).

PASSING	ATT	CMP	YARDS	CMP%	YDS/ATT	TD	TD%	INT	INT%	LG	SK/YDS	RATING
Grogan	306	175	2475	57.2	8.09	18	5.9	22	7.2	71	17/138	73.1
Cavanaugh	105	63	885	60.0	8.43	9	8.6	5	4.8	40	8/62	95.9
Jackson	2	2	35	100.00	17.5	0	0.0	0	0.0	23	0/0	158.3
Patriots	**413**	**240**	**3395**	**58.1**	**8.22**	**27**	**6.5**	**27**	**6.5**	**71**	**25/200**	**79.3**
Opps.	**458**	**266**	**3232**	**58.1**	**7.06**	**28**	**6.1**	**24**	**5.2**	**79t**	**44/346**	**78.4**

1981 Final Offensive Statistics (2-14)

Head Coach: Ron Erhardt (2-14) • Fifth in AFC-East • Home Stadium: Schaefer Stadium

DATE	W/L	SCORE	OPPONENT	ATTENDANCE
9/06	L	28-29	Baltimore	49,572
9/13	L	3-13	at Philadelphia	71,089
9/21	L	21-35	Dallas	60,311
9/27	L	21-27	at Pittsburgh OT	53,344
10/04	W	33-17	Kansas City	55,931
10/11	L	24-28	at NY Jets	55,093
10/18	W	38-10	Houston	60,474
10/25	L	22-24	at Washington	50,394
11/01	L	17-27	at Oakland	44,246
11/08	L	27-30	Miami OT	60,436
11/15	L	6-17	NY Jets	45,342
11/22	L	17-20	at Buffalo	71,593
11/29	L	20-27	St. Louis	39,946
12/06	L	14-24	at Miami	50,421
12/13	L	10-19	Buffalo	42,549
12/20	L	21-23	at Baltimore	17,073

Team Statistics

	PATS	OPP
TOTAL FIRST DOWNS	306	328
By Rushing	124	160
By Passing	166	148
By Penalty	16	20
Third Down: Md/Att.	77/208	100/230
Third Down: Eff.	37.0	43.5
TOTAL NET YARDS	**5623**	**5827**
Avg. per Game	351.4	364.2
Total Offensive Plays	1026	1103
Avg. per Play	5.5	5.3
NET YARDS RUSHING	**2040**	**2950**
Total Rushing Plays	499	644
Avg. per Rush	4.1	4.5
Avg. per Game	127.5	184.4
NET YARDS PASSING	**3583**	**2877**
Avg. per Game	223.9	179.8
Sacked/Yards Lost	45/321	20/175
Gross Yards Passing	3904	3052
Att./Completions	482/254	439/243
Completion Pct.	52.7	55.3
Had Intercepted	34	16
PUNTS/AVERAGE	**75/39.3**	**74/38.8**
NET PUNTING AVG.	**31.8**	**34.5**
PENALTIES/YARDS	**88/725**	**86/763**
FUMBLES/BALLS LOST	**32/16**	**34/17**
TOUCHDOWNS	**40**	**42**
Rushing	23	20
Passing	17	18
Returns	0	4

Score by Periods	1	2	3	4	OT	Total
Patriots	68	92	67	95	0	322
Opponents	78	117	90	76	9	370

SCORING	TD	Ru	Pa	Rt	PAT	FG	S	TP
Smith	0	0	0	0	37/39	15/24	0	82
Collins	7	7	0	0	0	0	0	42
Morgan	6	0	6	0	0	0	0	36
Hasselbeck	6	0	6	0	0	0	0	36
Cunningham	4	4	0	0	0	0	0	24
Cavanaugh	3	3	0	0	0	0	0	18
Ferguson	3	3	0	0	0	0	0	18
Tatupu	3	2	1	0	0	0	0	18
Calhoun	2	2	0	0	0	0	0	12
Grogan	2	2	0	0	0	0	0	12
Westbrook	2	0	2	0	0	0	0	12
Pennywell	1	0	1	0	0	0	0	6
Johnson	1	0	1	0	0	0	0	6
Team	0	0	0	0	0/1	0	0	0
PATRIOTS	**40**	**23**	**17**	**0**	**37/40**	**15/24**	**0**	**322**
Opponent	**42**	**20**	**18**	**4**	**39/41**	**25/39**	**2**	**370**

RUSHING	NO	YDS	AVG	LG	TD
Collins	204	873	4.3	29	7
Ferguson	78	340	4.4	19t	3
Cunningham	86	269	3.1	12	4
Calhoun	57	205	3.6	33	2
Tatupu	38	201	5.3	43	2
Cavanaugh	17	92	5.4	11	3
Grogan	12	49	4.1	24t	2
Morgan	2	21	10.5	11	0
Pennywell	1	3	3.0	3	0
Johnson	2	1	0.5	5	0
Jackson	2	-14	-7.0	-5	0
Patriots	**499**	**2040**	**4.1**	**43**	**23**
Opponents	**644**	**2950**	**4.6**	**75t**	**20**

RECEIVING	NO	YDS	AVG	LG	TD
Hasselbeck	46	808	17.6	51	6
Morgan	44	1029	23.4	76t	6
Jackson	39	669	17.2	45	0
Johnson	39	429	11.0	36	1
Collins	26	232	9.0	22	0
Tatupu	12	132	11.0	41	1
Cunningham	12	92	7.7	12	0
Dawson	7	126	18.0	42	0
Westbrook	7	122	17.4	32	2
Calhoun	7	71	10.1	20	0
Toler	5	70	14.0	23	0
Ferguson	4	39	9.8	20	0
Pennywell	3	49	16.3	22t	1
Grogan	2	27	13.5	16	0
Cavanaugh	1	9	9.0	9	0
Patriots	**254**	**3904**	**15.4**	**76t**	**17**
Opponents	**243**	**3052**	**12.6**	**55**	**18**

INTERCEPTIONS	NO	YDS	AVG	LG	TD
Sanford	3	28	9.3	21	0
Fox	3	20	6.7	20	0
Clayborn	2	39	19.5	39	0
James	2	29	14.5	21	0
Buben	1	49	49.0	49	0
Hawkins	1	16	16.0	16	0
Zamberlin	1	11	11.0	11	0
Haynes	1	3	3.0	3	0
Shoate	1	0	0.0	0	0
K. Lee	1	0	0.0	0	0
Patriots	**16**	**195**	**12.2**	**49**	**0**
Opponents	**34**	**570**	**16.8**	**67**	**1**

PUNTING	NO	YDS	AVG	TB	IN20	LG	BLK
Camarillo	47	1959	41.7	9	12	75	0
Hubach	19	726	38.2	2	2	56	0
Hartley	9	266	30.0	2	0	41	0
Patriots	**75**	**2951**	**39.3**	**13**	**14**	**75**	**0**
Opp.	**74**	**2872**	**38.8**	**6**	**22**	**65**	**0**

PUNT RETURNS	NO	FC	YDS	AVG	LG	TD
Morgan	15	4	116	7.7	26	0
James	7	2	56	8.0	18	0
Haynes	6	1	12	2.0	6	0
Collins	3	0	15	5.0	15	0
Patriots	**31**	**7**	**199**	**6.4**	**26**	**0**
Opponents	**35**	**8**	**305**	**8.7**	**75t**	**1**

KICK RETURNS	NO	YDS	AVG	LG	TD
Collins	39	773	19.8	30	0
Toler	9	148	16.4	32	0
Sanford	4	82	20.5	27	0
Johnson	3	53	17.7	19	0
Dombroski	2	45	22.5	24	0
Calhoun	2	38	19.0	22	0
K. Lee	2	20	10.0	16	0
Ivory	1	19	19.0	19	0
Hasselbeck	1	7	7.0	7	0
Matthews	1	5	5.0	5	0
Hamilton	1	0	0.0	0	0
Patriots	**65**	**1190**	**18.3**	**32**	**0**
Opponents	**68**	**1326**	**19.5**	**53**	**0**

Sacks: McGee 5.5, Bishop 4.5, Lee 3.0, Adams 3.0, Shoate 2.0, Hawkins 1.0, Hamilton 1.0. Patriots 20.0, Opponents 45.

FIELD GOALS	1-19	20-29	30-39	40-49	50+
Smith	0-0	7-7	2-6	5-7	1-4
Patriots	**0-0**	**7-7**	**2-6**	**5-7**	**1-4**
Opp.	**1-1**	**11-12**	**6-10**	**6-14**	**1-2**

Smith: (50w,39w) (22G) (43s) (-) (50G, 43G) (22G) (32w,21G) (25G,22G,46G, 53s) (38G) (27G,34G) (42G,29G) (43G, 35b) (39w) (49G, 50G) (42G) (-).

Opponents: (48G,19G,35G) (46G,22G, 44w) (26G,40w,26G,27G,25G) (39w,48w) (40w,35G) (50w,43w) (42G) (40b,34G) (51G, 27w,26G) (24G,26G,30G) (47G, 39w) (28G, 42w,23G,38w) (44G,45G) (37G,32G) (29G) (30G,46s).

Starters: Offense: WR Stanley Morgan (13), Carlos Pennywell (2), Don Westbrook (1); LT Dwight Wheeler (11), Brian Holloway (5); LG John Hannah (16); C Pete Brock (16); RG Bob Cryder (15), Gary Puetz (1); RT Shelby Jordan (16); TE Don Hasselbeck (14), Lin Dawson (2); WR Harold Jackson (15); QB Matt Cavanaugh (8), Steve Grogan (7), Tom Owen (1); RB Tony Collins (11), Vagas Ferguson (5); FB Sam Cunningham (8), Don Calhoun (7), Mosi Tatupu (1); 3rd TE L. Dawson (1).
Defense: LE Tony McGee (9), Mark Buben (4), John Lee (3); NT Richard Bishop (16); RE Julius Adams (16); LOLB Mike Hawkins (15), Steve King (1); LILB Steve Nelson (12), Bob Golic (4); RILB Bill Mathews (9), B. Golic (5), J. Lee (1), John Zamberlin (1); ROLB Rod Shoate (16); LCB Raymond Clayborn (16); RCB Mike Haynes (6), Keith Lee (6), Roland James (3), Rick Sanford (1); SS R. Sanford (13), R. James (3); FS Tim Fox (16).

1981 Coaching Staff: Raymond Berry, Receivers, Gino Cappelletti, Special Teams, Bobby Grier, Offensive Backfield, Rick Lantz, Linebackers, Babe Parilli, Quarterbacks, Jim Ringo, Offensive Line, Dick Roach, Defensive Backs, Fritz Shurmur, Defensive Coordinator/Line.

Pro Bowl (1): G John Hannah (5).

PASSING	ATT	CMP	YARDS	CMP%	YDS/ATT	TD	TD%	INT	INT%	LG	SK/YDS	RATING
Cavanaugh	219	115	1633	52.5	7.46	5	2.3	13	5.9	65	24/165	59.8
Grogan	216	117	1859	54.2	8.61	7	3.2	16	7.4	76t	19/137	63.0
Owen	36	15	218	41.7	6.05	1	2.8	4	11.1	28	2/19	25.0
Johnson	9	7	194	77.7	21.5	4	44.0	1	11.1	66t	0/0	258.6
Jackson	1	0	0	0.0	0.00	0	0.0	0	0.0	0	0/0	--
Collins	1	0	0	0.0	0.00	0	0.0	0	0.0	0	0/0	--
Patriots	**482**	**254**	**3904**	**52.7**	**8.10**	**17**	**3.5**	**34**	**7.0**	**76t**	**45/321**	**62.1**
Opps.	**439**	**243**	**3052**	**55.3**	**6.95**	**18**	**4.1**	**16**	**3.6**	**55**	**20/175**	**75.7**

1982 Final Offensive Statistics (5-4)

Head Coach: Ron Meyer (5-4) • Third in AFC-East • Home Stadium: Schaefer Stadium

DATE	W/L	SCORE	OPPONENT	ATTENDANCE
9/12	W	24-13 at	Baltimore	39,055
9/19	L	7-31	NY Jets	53,515
11/21	L	7-10 at	Cleveland	47,281
11/28	W	29-21	Houston	33,602
12/05	L	13-26 at	Chicago	36,973
12/12	W	3-0	Miami	25,716
12/19	W	16-0 at	Seattle	53,457
12/26	L	14-37 at	Pittsburgh	50,515
1/2/83	W	30-19	Buffalo	36,218
AFC Playoff				
1/8/83	L	13-28 at	Miami	68,842

Team Statistics

	PATS	OPP
TOTAL FIRST DOWNS	146	185
By Rushing	74	87
By Passing	63	88
By Penalty	9	10
Third Down: Md/Att.	37/109	47/122
Third Down: Eff.	33.9	38.5
Fourth Down: Md/Att.	4/7	5/8
Fourth Down: Eff.	57.1	62.5
TOTAL NET YARDS	**2633**	**2808**
Avg. per Game	292.6	312.0
Total Offensive Plays	526	602
Avg. per Play	5.0	4.6
NET YARDS RUSHING	**1347**	**1289**
Total Rushing Plays	324	315
Avg. per Rush	4.2	4.1
Avg. per Game	149.7	143.2
NET YARDS PASSING	**1286**	**1519**
Avg. per Game	142.9	168.8
Sacked/Yards Lost	15/134	20/172
Gross Yards Passing	1420	1691
Att./Completions	187/93	267/142
Completion Pct.	49.7	53.2
Had Intercepted	9	12
PUNTS/AVERAGE	**49/43.7**	**43/39.7**
NET PUNTING AVG.	**37.7**	**33.7**
PENALTIES/YARDS	**53/412**	**39/290**
FUMBLES/BALLS LOST	**16/8**	**19/11**
TOUCHDOWNS	**17**	**18**
Rushing	3	9
Passing	12	9
Returns	2	0

Score by Periods	1	2	3	4	OT	Total
Patriots	23	33	37	50	-	143
Opponents	34	49	13	61	-	157

SCORING	TD	Ru	Pa	Rt	PAT	FG	S	TP
Smith	0	0	0	0	6/7	5/8	0	21
Collins	3	1	2	0	0	0	0	18
Morgan	3	0	3	0	0	0	0	18
Toler	2	0	2	0	0	0	0	12
Miller	0	0	0	0	4/4	2/3	0	10
Robinson	0	0	0	0	5/5	1/2	0	8
Bradshaw	1	0	1	0	0	0	0	6
Brown	1	0	1	0	0	0	0	6
Dawson	1	0	1	0	0	0	0	6
Grogan	1	1	0	0	0	0	0	6
Hasselbeck	1	0	1	0	0	0	0	6
Sanford	1	0	0	1	0	0	0	6
R. Smith	1	0	0	1	0	0	0	6
van Eeghen	1	0	1	0	0	0	0	6
Weathers	1	1	0	0	0	0	0	6
Crump	0	0	0	0	0	0	1	2
Team	0	0	0	0	0/1	0	0	0
Patriots	**17**	**3**	**12**	**2**	**15/18**	**8/13**	**1**	**143**
Opponent	**18**	**9**	**9**	**0**	**17/18**	**10/15**	**1**	**157**

RUSHING	ND	YDS	AVG	LG	TD
Collins	164	632	3.9	54	1
van Eeghen	82	386	4.7	17	0
Tatupu	30	168	5.6	26	0
Weathers	24	83	3.5	18	1
Grogan	9	42	4.7	19	1
Cunningham	9	21	2.3	4	0
Ferguson	1	5	5.0	5	0
Toler	1	4	4.0	4	0
Cavanaugh	2	3	1.5	3	0
Morgan	2	3	1.5	3	0
Patriots	**324**	**1347**	**4.2**	**54**	**3**
Opponents	**315**	**1289**	**4.1**	**48**	**9**

RECEIVING	NO	YDS	AVG	LG	TD
Morgan	28	584	20.9	75t	3
Collins	19	187	9.8	33	2
Hasselbeck	15	158	10.5	41	1
Dawson	13	160	12.3	26	1
Bradshaw	6	111	18.5	48	1
Brown	4	114	28.5	41	1
Weathers	3	24	8.0	22	0
Toler	2	63	31.5	33t	2
van Eeghen	2	14	7.0	9	1
Jones	1	5	5.0	5	0
Patriots	**93**	**1420**	**15.3**	**75t**	**12**
Opponents	**142**	**1691**	**11.9**	**46t**	**9**

INTERCEPTIONS	NO	YDS	AVG	LG	TD
Haynes	4	26	6.5	26	0
James	3	12	4.0	12	0
Sanford	2	105	52.5	99t	1
Blackmon	2	7	3.5	7	0
Clayborn	1	26	26.0	26	0
Patriots	**12**	**176**	**14.7**	**99t**	**1**
Opponents	**9**	**100**	**11.1**	**44**	**0**

PUNTING	NO	YDS	AVG	TB	IN20	LG	BLK
Camarillo	49	2140	43.7	5	10	76	0
Patriots	**49**	**2140**	**43.7**	**5**	**10**	**76**	**0**
Opp.	**43**	**1709**	**39.7**	**6**	**12**	**81**	**0**

PUNT RETURNS	NO	FC	YDS	AVG	LG	TD
Smith, R.	16	8	139	8.7	19	0
Patriots	**16**	**8**	**139**	**8.7**	**19**	**0**
Opponents	**26**	**9**	**191**	**7.3**	**21**	**0**

KICK RETURNS	NO	YDS	AVG	LG	TD
Smith, R.	24	567	23.6	98t	1
Taylor	2	46	23.0	27	0
Dombroski	1	19	19.0	19	0
Lee	1	14	14.0	14	0
Patriots	**28**	**646**	**23.1**	**98t**	**1**
Opponents	**32**	**614**	**19.2**	**46**	**0**

Sacks: Blackmon 4.5, Sims 3.0, Adams 2.0, James 2.0, Weishuhn 2.0, Williams, L. 2.0, McGrew 1.5, Crump 1.0, Henson 1.0, Zamberlin 1.0. Team 20.0, Opponents 15.0.

FIELD GOALS	1-19	20-29	30-39	40-49	50+
Smith	0-1	2-2	2-2	1-3	0-0
Miller	0-0	2-2	0-1	0-0	0-0
Robinson	1-1	0-1	0-0	0-0	0-0
Patriots	**0-1**	**5-5**	**2-4**	**1-3**	**0-0**
Opp.	**0-0**	**4-4**	**2-3**	**4-5**	**0-3**

Robinson: (24G) (-) (33). **Miller:** (23G,25G) (36b). **Smith:** (18G,33G) (21G,41b,37G, 48w,23G) (-) (42G).

Opponents: (49G,37wr,30G) (30G) (24G) (52s) (53w,43G) (45b) (52B) (21G, 25G,44G) (46G,25G).

Starters: Offense: WR Stanley Morgan (9); LT Brian Holloway (9); LG John Hannah (8), Bob Cryder (1); C Pete Brock (9); RG Ron Wooten (7), B. Cryder (2); RT Shelby Jordan (9); TE Don Hassleback (5), Lin Dawson (4); WR Morris Bradshaw (5), Preston Brown (4); QB Steve Grogan (6), Matt Cavanaugh (3); RB Tony Collins (9); FB Mark van Eeghen (5), Sam Cunningham (2), Robert Weathers (2).

Defense: LE Kenneth Sims (9); NT Lester Williams (9); Julius Adams (9); LOLB Lawrence McGrew (8), Andre Tippett (1); LILB Steve Nelson (9); RILB Clayton Weishuhn (9); Don Blackmon (9); LCB Mike Haynes (9) RCB Raymond Clayborn (9); SS Roland James (7), Keith Lee (2); FS Rick Sanford (9).

1982 Coaching Staff: Tommy Brasher, Linebackers, Clev Bryant, Offensive Backfield, LeBaron Caruthers, Strength/ Conditioning, Steve Endicott, Receivers, Lew Erber, QB's/Offensive Coordinator, Jim Mora, Defensive Coordinator, Bill Muir, Offensive Line, Dante Scarnecchia, Special Teams/TE's, Steve Sidwell, Linebackers, Steve Walters, Defensive Backs.

Pro Bowl (2): G John Hannah (6), CB Mike Haynes (6).

PASSING	ATT	CMP	YARDS	CMP%	YDS/ATT	TD	TD%	INT	INT%	LG	SK/YDS	RATING
Grogan	122	66	930	54.1	7.62	7	5.7	4	3.3	62t	8/48	84.4
Cavanaugh	60	27	490	45.0	8.17	5	8.3	5	8.3	75t	7/86	66.7
Flick	5	0	0	0.0	0.00	0	0.0	0	0.0	-	0/0	---
Patriots	**187**	**93**	**1420**	**49.7**	**7.59**	**12**	**6.4**	**9**	**4.8**	**75t**	**15/134**	**76.5**
Opps.	**267**	**142**	**1691**	**53.2**	**6.33**	**9**	**3.4**	**12**	**4.5**	**46t**	**20/172**	**65.3**

1983 Final Offensive Statistics (8-8)

Head Coach: Ron Meyer (8-8) • Tied for Second in AFC-East • Home Stadium: Sullivan Stadium

DATE	W/L	SCORE	OPPONENT	ATTENDANCE
9/04	L	23-29	Baltimore (OT)	45,526
9/11	L	24-34	at Miami	59,343
9/18	W	23-13	NY Jets	43,182
9/25	W	28-23	at Pittsburgh	58,282
10/02	L	13-33	San Francisco	54,293
10/09	L	7-12	at Baltimore	35,618
10/16	W	37-21	San Diego	59,016
10/23	W	31-0	at Buffalo	60,424
10/30	L	13-24	at Atlanta	47,546
11/06	W	21-7	Buffalo	42,604
11/13	W	17-6	Miami	60,771
11/20	L	0-30	Cleveland	40,987
11/27	L	3-26	at NY Jets	48,620
12/04	W	7-0	New Orleans	24,579
12/11	W	21-7	at LA Rams	46,503
12/18	L	6-24	at Seattle	59,688

Team Statistics

	PATS	OPP
TOTAL FIRST DOWNS	**284**	**326**
By Rushing	130	129
By Passing	138	172
By Penalty	16	25
Third Down: Md/Att.	82/205	101/234
Third Down: Eff.	40.0	43.1
Fourth Down: Md/Att.	4/12	8/19
Fourth Down: Eff.	33.3	42.1
TOTAL NET YARDS	**5311**	**5576**
Avg. per Game	331.9	348.5
Total Offensive Plays	995	1102
Avg. per Play	5.3	5.1
NET YARDS RUSHING	**2605**	**2281**
Total Rushing Plays	538	549
Avg. per Rush	4.8	4.2
Avg. per Game	162.8	142.6
NET YARDS PASSING	**2706**	**3295**
Avg. per Game	169.1	205.9
Sacked/Yards Lost	45/334	39/270
Gross Yards Passing	3040	3565
Att./Completions	412/220	514/277
Completion Pct.	53.4	53.9
Had Intercepted	18	17
PUNTS/AVERAGE	**81/44.6**	**78/42.0**
NET PUNTING AVG.	**37.1**	**34.8**
PENALTIES/YARDS	**90/815**	**84/674**
FUMBLES/BALLS LOST	**47/20**	**30/19**
TOUCHDOWNS	**36**	**31**
Rushing	19	9
Passing	16	19
Returns	1	3

Score by Periods	1	2	3	4	OT	Total
Patriots	53	71	40	110	0	274
Opponents	47	110	67	59	6	289

SCORING	TD	Ru	Pa	Rt	PAT	FG	S	TP
Collins	10	10	0	0	0	0	0	60
Ramsey	6	0	6	0	0	0	0	36
Steinfort	0	0	0	0	16/17	6/15	0	34
Tatupu	5	4	1	0	0	0	0	30
Smith	0	0	0	0	12/15	3/6	0	21
C. Weathers	3	0	3	0	0	0	0	18
Grogan	2	2	0	0	0	0	0	12
Morgan	2	0	2	0	0	0	0	12
Starring	2	0	2	0	0	0	0	12
van Eeghen	2	2	0	0	0	0	0	12
Dawson	1	0	1	0	0	0	0	6
Jones	1	0	1	0	0	0	0	6
R. Weathers	1	1	0	0	0	0	0	6
Weishuhn	1	0	0	1	0	0	0	6
Zendejas	0	0	0	0	3/4	0/1	0	3
PATRIOTS	**36**	**19**	**16**	**1**	**31/36**	**9/22**	**0**	**274**
Opponent	**31**	**9**	**19**	**3**	**29/30**	**24/31**	**1**	**289**

RUSHING	NO	YDS	AVG	LG	TD
Collins	219	1049	4.8	50t	10
Tatupu	106	578	5.5	55	4
R. Weathers	73	418	5.7	77	1
van Eeghen	95	358	3.8	11	2
Grogan	23	108	4.7	17	2
Eason	19	39	2.1	12	0
C. Weathers	1	28	28.0	28	0
Kerrigan	1	14	14.0	14	0
Morgan	1	13	13.0	13	0
Patriots	**538**	**2605**	**4.8**	**77**	**19**
Opponents	**549**	**2281**	**4.2**	**29**	**9**

RECEIVING	NO	YDS	AVG	LG	TD
Morgan	58	863	14.9	50t	2
Collins	27	257	9.5	20	0
Ramsey	24	335	14.0	39	6
R. Weathers	23	212	9.2	19	0
Jones	20	323	16.2	30	1
C. Weathers	19	379	19.9	58t	3
Starring	17	389	22.9	76t	2
van Eeghen	10	102	10.2	23	0
Tatupu	10	97	9.7	17	1
Dawson	9	84	9.3	14	1
Hasselbeck	1	7	7.0	7	0
B. Williams	1	0	0.0	0	0
Grogan	1	-8	-8.0	-8	0
Patriots	**220**	**3040**	**13.8**	**76t**	**16**
Opponents	**277**	**3565**	**12.9**	**68t**	**19**

INTERCEPTIONS	NO	YDS	AVG	LG	TD
Sanford	7	24	3.4	16	0
James	5	99	19.8	46	0
Marion	2	4	2.0	4	0
Blackmon	1	39	39.0	39	0
Nelson	1	6	6.0	6	0
McGrew	1	3	3.0	3	0
Weishuhn	0	27	-	27t	1
Patriots	**17**	**202**	**11.9**	**46**	**1**
Opponents	**18**	**361**	**20.1**	**65t**	**1**

PUNTING	NO	YDS	AVG	TB	IN20	LG	BLK
Camarillo	81	3615	44.6	11	25	70	0
Patriots	**81**	**3615**	**44.6**	**11**	**25**	**70**	**0**
Opp.	**78**	**3273**	**42.0**	**8**	**21**	**62**	**0**

PUNT RETURNS	NO	FC	YOS	AVG	LG	TD
R. Smith	38	12	398	10.5	55	0
C. Weathers	4	0	1	0.3	3	0
Sanford	1	2	0	0.0	0	0
Lee	1	0	0	0.0	0	0
Patriots	**44**	**14**	**399**	**9.1**	**55**	**0**
Opponents	**48**	**6**	**392**	**8.2**	**22**	**0**

KICK RETURNS	NO	YDS	AVG	LG	TD
R. Smith	42	916	21.8	53	0
R. Weathers	3	68	22.7	29	0
C. Weathers	3	58	19.3	33	0
Jones	4	63	15.8	23	0
Lee	4	40	10.0	19	0
Golden	1	10	10.0	10	0
Patriots	**57**	**1155**	**20.3**	**53**	**0**
Opponents	**56**	**1082**	**19.3**	**60**	**0**

FIELD GOALS	1-19	20-29	30-39	40-49	50+
Steinfort	0-0	3-4	3-5	0-6	0-0
Smith	0-0	1-1	1-4	1-1	0-0
Zendejas	0-0	0-0	0-0	0-1	0-0
Patriots	**0-0**	**4-5**	**4-9**	**1-8**	**0-0**
Opp.	**2-2**	**12-13**	**6-8**	**1-2**	**3-6**

Smith: (36wr,33wl,39G) (22G) (43G) (-) (37wr). **Steinfort:** (41wl) (35G,20G,32G) (47wl,48wr, 22G) (-) (46b) (44wr,20G) (-) (39wl,33G) (37s,48wl,24wl). **Zendejas:**(41wl) (-)

Opponents: (25G,52G,33G) (28G,23G) (-) (20G,34G,28G) (45G,35G,36G,24G) (52G) (-) (54wl,47wl) (23G) (24wl) (52G,29G,53wl) (22G,20G,20G) (18G, 34G,35G,19G) (35wl) (41wl) (29G,34wr).

Sacks: Tippett 8.5, Adams 8.0, Owens 4.0, Blackmon 3.5, Browning 2.0, James 2.0, McGrew 2.0, Rembert 2.0, Weishuhn 2.0, Williams, T. 2.0, Nelson 1.0, Williams, L. 1.0, Harris 0.5, Rogers 0.5. Team 39.0, Opponent 45.0.

Starters: Offense: WR Stanley Morgan (16); LT Brian Holloway (16); LG John Hannah (16); C Pete Brock (13), Dwight Wheeler (3); RG Ron Wooten (16); RT Bob Cryder (14), Darryl Haley (2); TE Lin Dawson (10), Derrick Ramsey (6); WR Cedric Jones (12), Stephen Starring (3); QB Steve Grogan (12), Tony Eason (4); RB Tony Collins (16); FB Mark van Eeghen (10), Robert Weathers (5), Mosi Tatupu (1); 2nd TE Derrick Ramsey (1).

Defense: LE Toby Williams (10), Kenneth Sims (2), Marshall Harris (2), Ron Spears (1), Lester Williams (1); NT Dennis Owens (14), Luther Henson (2); RE Julius Adams (16); LOLB Andre Tippett (12), Larry McGrew (4); LILB Johnny Rembert (8), Steve Nelson (7), Tim Golden (1); RILB Clayton Weishuhn (16); ROLB Don Blackmon (14), L. McGrew (1), A. Tippett (1); LCB Ronnie Lippett (16); RCB Raymond Clayborn (16); SS Roland James (16); FS Rick Sanford (16).

1983 Coaching Staff: Tommy Brasher, Linebackers, Cleve Bryant, Offensive Backfield, LeBaron Caruthers, Strength/ Conditioning, Steve Endicott, Receivers, Lew Erber, QB's/Offensive Coordinator, Bill Muir, Offensive Line, Rod Rust, Defensive Coordinator, Dante Scarnecchia, Special Teams/TE's , Steve Sidwell, Linebackers, Steve Walters, Defensive Backs.

Pro Bowl (5): P Rich Camarillo (1), CB Raymond Clayborn (1), RB Tony Collins (1), G John Hannah (7), T Brian Holloway (1).

PASSING	ATT	CMP	YARDS	CMP%	YDS/ATT	TD	TD%	INT	INT%	LG	SK/YDS	RATING
Grogan	303	168	2411	55.4	7.95	15	4.9	12	3.9	76t	29/195	81.4
Eason	95	46	557	48.4	5.86	1	1.0	5	5.2	35	16/139	48.8
Kerrigan	14	6	72	42.9	5.14	0	0.0	1	7.1	19	0/0	29.5
Patriots	**412**	**220**	**3040**	**53.4**	**7.37**	**16**	**4.3**	**18**	**4.3**	**76t**	**45/334**	**72.1**
Opps.	**514**	**277**	**3565**	**53.9**	**6.93**	**19**	**3.6**	**17**	**3.3**	**68t**	**39/270**	**74.4**

1984 Final Offensive Statistics (9-7)

Head Coach: Ron Meyer (5-3) Raymond Berry (4-4) • Second in AFC-East • Home Stadium: Sullivan Stadium

DATE	W/L	SCORE	OPPONENT	ATTENDANCE
9/02	W	21-17	at Buffalo	48,528
9/09	L	7-28	at Miami	66,083
9/16	W	38-23	Seattle	43,140
9/23	L	10-26	Washington	60,503
9/30	W	28-21	at NY Jets	68,978
10/07	W	17-16	at Cleveland	53,036
10/14	W	20-14	Cincinnati	48,154
10/21	L	24-44	Miami	60,711
10/28	W	30-20	NY Jets	60,513
11/04	L	19-26	at Denver	74,908
11/11	W	38-10	Buffalo	43,313
11/18	W	50-17	at Indianapolis	60,009
11/22	L	17-20	at Dallas	55,341
12/02	L	10-33	St. Louis	63,558
12/09	L	17-27	at Philadelphia	41,581
12/16	W	16-10	Indianapolis	22,383

Team Statistics

	PATS	OPP
TOTAL FIRST DOWNS	**315**	**311**
By Rushing	104	109
By Passing	186	182
By Penalty	25	20
Third Down: Md/Att.	83/214	90/255
Third Down: Eff.	39.0	40.0
Fourth Down: Md/Att.	4/5	9/18
Fourth Down: Eff.	80.0	50.0
TOTAL NET YARDS	**5263**	**5100**
Avg. per Game	328.9	318.7
Total Offensive Plays	1048	1066
Avg. per Play	5.0	4.8
NET YARDS RUSHING	**2032**	**1886**
Total Rushing Plays	482	498
Avg. per Rush	4.2	3.8
Avg. per Game	127.0	117.8
NET YARDS PASSING	**3231**	**3214**
Avg. per Game	201.9	200.8
Sacked/Yards Lost	66/454	55/452
Gross Yards Passing	3685	3666
Att./Completions	500/292	513/283
Completion Pct.	58.4	55.2
Had Intercepted	14	17
PUNTS/AVERAGE	**92/42.4**	**83/40.3**
NET PUNTING AVG.	**35.0**	**33.4**
PENALTIES/YARDS	**86/674**	**87/773**
FUMBLES/BALLS LOST	**29/15**	**33/8**
TOUCHDOWNS	**42**	**42**
Rushing	15	11
Passing	26	25
Returns	1	6

Score by Periods	1	2	3	4	OT	Total
Patriots	68	74	108	112	0	362
Opponents	78	115	84	75	0	352

SCORING	TD	Ru	Pa	Rt	PAT	FG	S	TP
Franklin	0	0	0	0	42/42	22/28	0	108
Ramsey	7	0	7	0	0	0	0	42
Collins	5	5	0	0	0	0	0	30
Eason	5	5	0	0	0	0	0	30
Morgan	5	0	5	0	0	0	0	30
Dawson	4	0	4	0	0	0	0	24
Starring	4	0	4	0	0	0	0	24
Tatupu	4	4	0	0	0	0	0	24
Jones	3	0	2	1	0	0	0	18
C. Weathers	2	0	2	0	0	0	0	12
C. James	1	1	0	0	0	0	0	6
Robinson	1	0	1	0	0	0	0	6
Fryar	1	0	1	0	0	0	0	6
R. James	0	0	0	0	0	0	1	2
PATRIOTS	**42**	**15**	**26**	**1**	**42/42**	**22/28**	**1**	**362**
Opponent	**42**	**11**	**25**	**6**	**37/42**	**21/31**	**0**	**352**

RUSHING	NO	YDS	AVG	LG	TD
C. James	160	790	4.9	73	1
Tatupu	133	553	4.2	20t	4
Collins	138	550	4.0	21	5
Eason	40	154	3.9	25t	5
Grogan	7	12	1.7	13	0
Fryar	2	-11	-5.5	0	0
Starring	2	-16	-8.0	0	0
Patriots	**482**	**2032**	**4.2**	**73**	**15**
Opponents	**498**	**1886**	**3,8**	**53**	**11**

RECEIVING	NO	YDS	AVG	LG	TD
Ramsey	66	792	12.0	34	7
Starring	46	657	14.3	65t	4
Dawson	39	427	10.9	27	4
Morgan	38	709	18.7	76t	5
C. James	22	159	7.2	16	0
Jones	19	244	12.8	22	2
Tatupu	16	159	9.9	24	0
Collins	16	100	6.2	19	0
Fryar	11	164	14.9	26	1
C. Weathers	8	115	14.4	29	2
Hawthorne	7	127	18.1	26	0
Robinson	4	32	8.0	17	1
Patriots	**292**	**3685**	**12.6**	**76t**	**26**
Opponents	**283**	**3666**	**13.0**	**68t**	**25**

INTERCEPTIONS	NO	YDS	AVG	LG	TD
Clayborn	3	102	34.0	85	0
Lippett	3	23	7.7	13	0
Marion	2	39	19.5	26	0
R. James	2	14	7.0	14	0
Gibson	2	4	2.0	4	0
Sanford	2	2	1.0	2	0
Dombroski	1	23	23.0	23	0
Blackmon	1	3	3.0	3	0
Nelson	1	0	0.0	0	0
Patriots	**17**	**210**	**12.4**	**85**	**0**
Opponents	**14**	**237**	**16.9**	**86t**	**3**

PUNTING	NO	YDS	AVG	TB	IN20	LG	BLK
Camarillo	48	2020	42.1	7	12	61	0
Prestridge	44	1884	42.8	5	8	89	0
Patriots	**92**	**3904**	**42.4**	**12**	**20**	**89**	**0**
Opp.	**83**	**3345**	**40.3**	**7**	**17**	**64**	**0**

PUNT RETURNS	NO	FC	YDS	AVG	LG	TD
Fryar	36	10	347	9.6	55	0
Starring	10	1	73	7.3	16	0
C. Weathers	1	0	7	7.0	7	0
Gibson	1	0	3	3.0	3	0
Sanford	0	2	0	0.0	0	0
R. James	0	2	0	0.0	0	0
Patriots	**48**	**15**	**430**	**9.0**	**55**	**0**
Opponents	**45**	**12**	**442**	**9.8**	**47t**	**1**

Sacks: Tippett 18.5, Owens 6.5, Williams, T. 6.0, Blackmon 5.0, Adams 4.0, Nelson 4.0, Sims 3.5, Henson 2.0, Rogers 2.0, Williams L. 1.5, Marion 1.0, McGrew 0.5, Rembert 0.5. Team 55.0 Opp. 66.0.

KICK RETURNS	NO	YDS	AVG	LG	TD
Collins	26	544	20.9	46	0
J. Williams	23	461	20.0	29	0
Fryar	5	95	19.0	22	0
Lee	3	43	14.3	17	0
Robinson	3	38	12.7	14	0
Smith	1	22	22.0	22	0
Jones	1	20	20.0	20	0
Hawthorne	1	14	14.0	14	0
Tatupu	1	9	9.0	9	0
Patriots	**64**	**1246**	**19.5**	**46**	**0**
Opponents	**73**	**1373**	**18.8**	**69**	**0**

FIELD GOALS	1-19	20-29	30-39	40-49	50+
Franklin	2-2	10-10	4-7	6-8	0-1
Patriots	**2-2**	**10-10**	**4-7**	**6-8**	**0-1**
Opp.	**2-2**	**9-9**	**4-8**	**5-10**	**1-2**

Franklin: (-) (-) (32G) (44s,22G) (33wl, 49wl) (45G) (20G,27G) (48G) (20G,27G, 47G)(30G,40G,36wr,47G,19G) (21G) (28G,40G) (29G,56s) (19G) (24G,38wl) (21G,34G,36G).

Opponents: (45wl,27G) (39wl,42wl) (42G) (19G,42G,22G,27G) (-) (24G, 48G,27G,36wl) (37s,35wr) (28G) (46G, 18G) (-) (34G,43wl) (35G,61s) (28G,23G) (36G,33G) (50G,46G,48wr) (25G,42b).

Starters: Offense: WR Stanley Morgan (12), Irving Fryar (2), Cedric Jones (2); LT Brian Holloway (16); LG John Hannah (15), Guy Morriss (1); C Pete Brock (12), G. Morriss; RG Ron Wooten (16); RT Darryl Haley (16); TE Lin Dawson (15), Derrick Ramsey (1); WR Stephen Starring (16); QB Tony Eason (13), Steve Grogan (3); RB Craig James (7), Tony Collins (5); Mosi Tatupu (4); H-Back D. Ramsey (12), Greg Hawthorne (1), Bo Robinson (1); 3rd WR I. Fryar (1), C. Jones (1).

Defense: LE Kenneth Sims (16); NT Dennis Owens (16); RE Toby Williams (15), Julius Adams (1); LOLB Andre Tippett (16), LILB Steve Nelson (16); RILB Lawrence McGrew (15), Clayton Weishuhn (1); ROLB Don Blackmon (16); LCB Ernest Gibson (8), Ronnie Lippett (8); RCB Raymond Clayborn (16); SS Roland James (15), Fred Marion (1); FS F. Marion (9), Rick Sanford (7).

1984 Coaching Staff: Tommy Brasher, Linebackers, Clev Bryant, Offensive Backfield, LeBaron Caruthers, Strength/ Conditioning, Steve Endicott, Receivers, Lew Erber, QB's/Offensive Coordinator, Bill Muir, Offensive Line, Rod Rust, Defensive Coordinator, Dante Scarnecchia, Special Teams/TE's , Steve Sidwell, Linebackers, Steve Walters, Defensive Backs.

Pro Bowl (4): G John Hannah (8), T Brian Holloway (2), LB Steve Nelson (2), LB Andre Tippett (1).

PASSING	ATT	CMP	YARDS	CMP%	YDS/ATT	TD	TD%	INT	INT%	LG	SK/YDS	RATING
Eason	431	259	3228	60.1	7.49	23	5.3	8	1.8	76t	59/409	93.4
Grogan	68	32	444	47.1	6.53	3	4.4	6	8.8	65t	7/45	46.4
Kerrigan	1	1	13	100.0	13.0	0	0.0	0	0.0	13	0/0	139.6
Patriots	**500**	**292**	**3685**	**58.4**	**7.37**	**26**	**5.2**	**14**	**2.8**	**76t**	**66/454**	**87.1**
Opps.	**513**	**283**	**3666**	**55.2**	**7.14**	**25**	**4.9**	**17**	**3.3**	**68t**	**55/452**	**80.3**

1985 Final Offensive Statistics (11-5)

Head Coach: Raymond Berry (11-5) • Tied for Second in AFC-East • Home Stadium: Sullivan Stadium

DATE	W/L	SCORE	OPPONENT	ATTENDANCE
9/08	W	26-20	Green Bay	49,488
9/15	L	7-20	at Chicago	60,533
9/22	W	17-14	at Buffalo	40,334
9/29	L	20-35	LA Raiders	60,686
10/06	L	20-24	at Cleveland	62,139
10/13	W	14-3	Buffalo	40,462
10/20	W	20-13	NY Jets	58,163
10/27	W	32-14	at Tampa Bay	34,661
11/03	W	17-13	Miami	58,811
11/10	W	34-15	Indianapolis	54,176
11/17	W	20-13	at Seattle	60,345
11/24	L	13-16	at NY Jets OT	74,100
12/01	W	38-31	at Indianapolis	56,740
12/08	W	23-6	Detroit	59,078
12/16	L	27-30	at Miami	69,489
12/22	W	34-23	Cincinnati	57,953
AFC PLAYOFF				
12/28	W	26-14	at NY Jets	70,598
1/5/86	W	27-20	at LA Raiders	88,936
1/12/86	W	31-14	at Miami	74,978
SUPER BOWL XX				
1/26/86	L	10-46	vs.Chicago	73,818

Team Statistics

	PATS	OPP
TOTAL FIRST DOWNS	**294**	**284**
By Rushing	126	92
By Passing	153	168
By Penalty	15	24
Third Down: Md/Att.	83/223	74/227
Third Down: Eff.	37.0	33.0
Fourth Down: Md/Att.	4/10	5/15
Fourth Down: Eff.	40.0	33.0
TOTAL NET YARDS	**5499**	**4714**
Avg. per Game	343.7	294.6
Total Offensive Plays	1061	1042
Avg. per Play	5.2	4.5
NET YARDS RUSHING	**2331**	**1655**
Total Rushing Plays	565	466
Avg. per Rush	4.1	3.6
Avg. per Game	145.7	103.4
NET YARDS PASSING	**3168**	**3059**
Avg. per Game	198.0	191.2
Sacked/Yards Lost	39/315	51/334
Gross Yards Passing	3483	3393
Att./Completions	457/255	525/262
Completion Pct.	55.8	49.9
Had Intercepted	22	23
PUNTS/AVERAGE	**92/42.9**	**97/40.5**
NET PUNTING AVG.	**33.7**	**32.5**
PENALTIES/YARDS	**114/842**	**83/699**
FUMBLES/BALLS LOST	**37/20**	**35/24**
TOUCHDOWNS	**41**	**32**
Rushing	15	15
Passing	20	14
Returns	6	3

Score by Periods	1	2	3	4	OT	Total
Patriots	54	115	44	149	0	362
Opponents	75	64	56	92	3	290

SCORING	TD	Ru	Pa	Rt	PAT	FG	S	TP
Franklin	0	0	0	0	40/41	24/30	0	112
Fryar	10	1	7	2	0	0	0	60
C. James	7	5	2	0	0	0	0	42
Collins	5	3	2	0	0	0	0	30
Morgan	5	0	5	0	0	0	0	30
Jones	3	0	2	1	0	0	0	18
Grogan	2	2	0	0	0	0	0	12
Tatupu	2	2	0	0	0	0	0	12
Eason	1	1	0	0	0	0	0	6
Weathers	1	1	0	0	0	0	0	6
Hawthorne	1	0	1	0	0	0	0	6
D. Ramsey	1	0	1	0	0	0	0	6
Tippett	1	0	0	1	0	0	0	6
Rembert	1	0	0	1	0	0	0	6
Clayborn	1	0	0	1	0	0	0	6
Blackmon	1	0	0	1	0	0	0	6
PATRIOTS	**41**	**15**	**20**	**6**	**40/41**	**24/30**	**2**	**362**
Opponent	**32**	**15**	**14**	**3**	**30/32**	**22/25**	**1**	**290**

RUSHING	NO	YDS	AVG	LG	TD
C. James	263	1227	4.7	65t	5
Collins	163	657	4.0	28	3
Weathers	41	174	4.2	42t	1
Tatupu	47	152	3.2	11	2
Eason	22	70	3.2	23	1
Grogan	20	29	1.5	12	2
Fryar	7	27	3.9	13	1
Morgan	1	0	0.0	0	0
Franklin	1	-5	-5.0	-5	0
Patriots	**565**	**2331**	**4.1**	**65t**	**15**
Opponents	**466**	**1655**	**3.6**	**24**	**15**

RECEIVING	NO	YDS	AVG	LG	TD
Collins	52	549	10.6	49	2
Morgan	39	760	19.5	50t	5
Fryar	39	670	17.2	56	7
D. Ramsey	28	285	10.2	26	1
C. James	27	360	13.3	90t	2
Jones	21	237	11.3	29t	2
Starring	16	235	14.7	40	0
Dawson	17	148	8.7	26	0
D. Williams	9	163	18.1	30	0
Hawthorne	3	42	14.0	28t	1
Weathers	2	18	9.0	13	0
Tatupu	2	16	8.0	15	0
Patriots	**255**	**3483**	**13.7**	**90t**	**20**
Opponents	**262**	**3393**	**13.0**	**88t**	**14**

INTERCEPTIONS	NO	YDS	AVG	LG	TD
Marion	7	189	27.0	83	0
Clayborn	6	80	13.3	38	1
R. James	4	51	12.8	39	0
Lippett	3	93	31.0	58	0
Blackmon	1	14	14.0	14	0
McGrew	1	0	0.0	0	0
McSwain	1	0	0.0	0	0
Patriots	**23**	**427**	**18.6**	**83**	**1**
Opponents	**22**	**243**	**11.0**	**38t**	**2**

PUNTING	NO	YDS	AVG	TB	IN20	LG	BLK
Camarillo	92	3953	43.0	13	17	75	0
Patriots	**92**	**3953**	**43.0**	**13**	**17**	**75**	**0**
Opp.	**97**	**3925**	**40.5**	**11**	**26**	**64**	**0**

PUNT RETURNS	NO	FC	YDS	AVG	LG	TD
Fryar	37	15	520	14.1	85t	2
R. James	2	0	13	6.5	13	0
Starring	2	0	0	0.0	0	0
Marion	0	1	0	0.0	0	0
Bowman	1	0	-3	-3.0	-3	0
Patriots	**42**	**16**	**530**	**12.6**	**85t**	**2**
Opponents	**56**	**7**	**597**	**10.7**	**46**	**0**

KICK RETURNS	NO	YDS	AVG	LG	TD
Starring	48	1012	21.1	53	0
Fryar	3	39	13.0	24	0
Jones	3	37	12.3	20	0
Weathers	1	18	18.0	18	0
Hawthorne	1	13	13.0	13	0
C. James	1	0	0.0	0	0
Patriots	**57**	**1119**	**19.6**	**53**	**0**
Opponents	**77**	**1434**	**18.6**	**58**	**0**

Sacks: Tippett 16.5, Veris 10.0, Blackmon 8.0, Sims 5.5, Adams 5.0, Nelson 2.0, T. Williams 2.0, McGrew 1.0, L. Williams 1.0. Team, 51.0, Opponent, 39.0.

Field Goals	1-19	20-29	30-39	40-49	50+
Franklin	1/1	7/9	9/9	5/9	2/2
Patriots	**1/1**	**7/9**	**9/9**	**5/9**	**2/2**
Opp.	**0/0**	**8/8**	**6/8**	**6/7**	**2/2**

Franklin: (34G) (-) (47G,20G) (29G, 33G,47wl) (20wr) (19G,44G) (35G,50G, 49G,28wr) (38G) (41G,30G) (-) (41wl, 23G,28G) (35G) (38G,47wl,50G,22G) (22G,49G) (25G,42wr,30G)

Opponents: (40b) (21G,28G) (-) (-) (36wl,44G) (47G) (53G,52G) (-) (26G, 32G) (-) (37wr, 32G,31G) (21G,21G, 32G) (25G) (26G,37G) (44G,49G,47G) (42G ,22G,30G).

Starters: Offense: WR Stanley Morgan (13), Cedric Jones (3); LT Brian Holloway (16); LG John Hannah (14), Guy Morriss (2); C Pete Brock (8), G. Morriss (8); RG Ron Wooten (14), Paul Fairchild (2); RT Steve Moore (16); TE Lin Dawson (13), Derrick Ramsey (3); WR Irving Fryar (14), Stephen Starring (1), Derwin Williams (1); QB Tony Eason (10), Steve Grogan (6); RB Tony Collins (16); FB Craig James (14), Mosi Tatupu (2).

Defense: LE Ken Sims (13), Garin Veris (3); NT Dennis Owens (13), Lester Williams (3); RE Julius Adams (12), Toby Williams (3), G. Veris (1); LOLB Andre Tippett (16); LILB Steve Nelson (15), Johnny Rembert (1); RILB Lawrence McGrew (12), J. Rembert (4); ROLB Don Blackmon (14), L. McGrew (2); LCB Ronnie Lippett (16); RCB Raymond Clayborn (16); SS Roland James; FS Fred Marion (16).

1985 Coaching Staff: Dean Brittenham, Strength/Conditioning, Jim Carr, Defensive Backfield, Bobby Grier, Offensive Backfield, Ray Hamilton, Asst. Defensive Line, Rod Humenuik, Asst. Head Coach/Offensive Line, Harold Jackson, Receivers, Eddie Khayat, Defensive Line, John Polonchek, QBs/Special Asst. to Head Coach, Rod Rust, Defensive Coordinator, Dante Scarnecchia, Special Teams/TE's , Don Shinnick, Linebackers, Les Steckel, Quarterbacks /Receivers.

Pro Bowl (8): CB Raymond Clayborn (2), Ret Irving Fryar (1), G John Hannah (9), T Brian Holloway (3), RB Craig James (1), FS Fred Marion (1), LB Steve Nelson (3), LB Andre Tippett (2).

PASSING	ATT	CMP	YARDS	CMP%	YDS/ATT	TD	TD%	INT	INT%	LG	SK/YDS	RATING
Eason	299	168	2156	56.2	7.2	11	3.7	17	5.7	90t	28/229	67.5
Grogan	156	85	1311	54.5	8.4	7	4.5	5	3.2	56	11/86	84.1
C. James	2	2	16	100.0	8.0	2	1.0	0	0.0	11t	0/0	452.1
Patriots	**457**	**255**	**3483**	**55.8**	**7.6**	**20**	**4.4**	**22**	**4.8**	**90t**	**39/315**	**74.9**
Opps.	**525**	**262**	**3393**	**49.9**	**6.5**	**14**	**2.7**	**23**	**4.4**	**88t**	**51/334**	**61.2**

1986 Final Offensive Statistics (11-5)

Head Coach: Raymond Berry (11-5) • First in AFC-East • Home Stadium: Sullivan Stadium

DATE	W/L	SCORE	OPPONENT	ATTENDANCE
9/07	W	33-3	Indianapolis	55,208
9/11	W	20-6 at	NY Jets	72,422
9/21	L	31-38	Seattle	58,977
9/28	L	20-27 at	Denver	75,804
10/05	W	34-7	Miami	60,689
10/12	L	24-31	NY Jets	60,342
10/19	W	34-0 at	Pittsburgh	54,743
10/26	W	23-3 at	Buffalo	77,808
11/02	W	25-17	Atlanta	60,597
11/09	W	30-21 at	Indianapolis	56,890
11/16	W	30-28 at	LA Rams	64,339
11/23	W	22-19	Buffalo	60,455
11/30	W	21-20 at	New Orleans	58,259
12/07	L	7-31	Cincinnati	60,633
12/14	L	24-29	San Francisco	60,787
12/22	W	34-27 at	Miami	74,516
AFC PLAYOFF				
1/4/87	L	17-22 at	Denver	76,105

Team Statistics

	PATS	OPP
TOTAL FIRST DOWNS	**314**	**286**
By Rushing	77	118
By Passing	202	153
By Penalty	35	15
Third Down: Md/Att.	77/227	79/219
Third Down: Eff.	33.9	36.1
Fourth Down: Md/Att.	8/11	7/12
Fourth Down: Eff.	72.7	58.3
TOTAL NET YARDS	**5327**	**5181**
Avg. per Game	332.9	323.8
Total Offensive Plays	1073	1031
Avg. per Play	5.0	5.0
NET YARDS RUSHING	**1373**	**2203**
Total Rushing Plays	469	510
Avg. per Rush	2.9	4.3
Avg. per Game	85.8	137.7
NET YARDS PASSING	**3954**	**2978**
Avg. per Game	247.1	186.1
Sacked/Yards Lost	47/367	48/346
Gross Yards Passing	4321	3324
Att./Completions	557/340	473/255
Completion Pct.	61.0	53.9
Had Intercepted	13	21
PUNTS/AVERAGE	**92/40.7**	**90/39.8**
NET PUNTING AVG.	**33.1**	**33.4**
PENALTIES/YARDS	**87/672**	**106/866**
FUMBLES/BALLS LOST	**27/11**	**38/19**
TOUCHDOWNS	**45**	**35**
Rushing	10	19
Passing	29	15
Returns	6	1

Score by Periods	1	2	3	4	OT	Total
Patriots	82	102	99	129	0	412
Opponents	34	83	64	126	0	307

SCORING	TD	Ru	Pa	Rt	PAT	FG	S	TP
Franklin	0	0	0	0	44/45	32/41	0	140
Morgan	10	0	10	0	0	0	0	60
Collins	8	3	5	0	0	0	0	48
Fryar	7	0	6	1	0	0	0	42
C. James	4	4	0	0	0	0	0	24
Scott	3	0	3	0	0	0	0	18
Baty	2	0	2	0	0	0	0	12
Starring	2	0	2	0	0	0	0	12
Tatupu	2	1	0	1	0	0	0	12
Grogan	1	1	0	0	0	0	0	6
Jones	1	0	1	0	0	0	0	6
Marion	1	0	0	1	0	0	0	6
McSwain	1	0	0	1	0	0	0	6
Rembert	1	0	0	1	0	0	0	6
B. Williams	1	0	0	1	0	0	0	6
Weathers	1	1	0	0	0	0	0	6
PATRIOTS	**45**	**10**	**29**	**6**	**44/45**	**32/41**	**1**	**412**
Opponent	**35**	**19**	**15**	**1**	**34/35**	**21/28**	**0**	**301**

RUSHING	NO	YDS	AVG	LG	TD
C. James	154	427	2.8	16	4
Collins	156	412	2.6	17	3
Tatupu	71	172	2.4	13	1
Eason	35	170	4.9	26	0
Fryar	4	80	20.0	31	0
Weathers	21	58	2.8	16t	1
Dupard	15	39	2.6	11	0
Grogan	9	23	2.6	10	1
Hawthorne	1	5	5.0	5	0
Starring	1	0	0.0	0	0
Ramsey	1	-6	-6.0	-6	0
Jones	1	-7	-7.0	-7	0
Patriots	**469**	**1373**	**2.9**	**31**	**10**
Opponents	**510**	**2203**	**4.3**	**58t**	**19**

RECEIVING	NO	YDS	AVG	LG	TD
Morgan	84	1491	17.8	44t	10
Collins	77	684	8.9	49	5
Fryar	43	737	17.1	69t	6
Baty	37	331	8.9	22	2
Hawthorne	24	192	8.0	17	0
C. James	18	129	7.2	17	0
Starring	16	295	18.4	47	2
Tatupu	15	145	9.7	25	0
Jones	14	222	15.9	28	1
Scott	8	41	5.1	8t	3
D. Williams	2	35	17.5	26	0
Weathers	1	14	14.0	14	0
Holloway	1	5	5.0	5	0
Patriots	**340**	**4321**	**12.7**	**69t**	**29**
Opponents	**255**	**3324**	**13.0**	**67t**	**15**

INTERCEPTIONS	NO	YDS	AVG	LG	TD
Lippett	8	76	9.5	43	0
Clayborn	3	4	1.3	4	0
Marion	2	56	28.0	37t	1
McGrew	2	44	22.0	27	0
R. James	2	39	19.5	21	0
Nelson	2	21	10.5	17	0
Rembert	1	37	37.0	37	0
McSwain	1	3	3.0	3	0
Tippett	0	32	-	32	0
Patriots	**21**	**312**	**14.9**	**69**	**1**
Opponents	**13**	**151**	**11.6**	**26**	**0**

PUNTING	NO	YDS	AVG	TB	IN20	LG	BLK
Camarillo	89	3746	42.1	7	16	64	3
Patriots	**90**	**3746**	**42.1**	**7**	**16**	**64**	**3**
Opp.	**90**	**3585**	**39.8**	**9**	**21**	**73**	**3**

PUNT RETURNS	NO	FC	YDS	AVG	LG	TD
Fryar	35	10	366	10.5	59t	1
Starring	6	0	18	3.0	12	0
Marion	1	1	12	12.0	12	0
R. James	0	1	0	0.0	0	0
Patriots	**42**	**12**	**396**	**9.4**	**59t**	**1**
Opponents	**60**	**4**	**565**	**9.4**	**39**	**0**

Sacks: Veris 11.0, Tippett 9.5. Blackmon 7.5, B. Williams 7.0 Rembert 4.0, Hodge 1.0. R. James 1.0, McGrew 1.0, Nelson 1.0. Owens 1.0. Reynolds 1.0. Ruth 1.0. Thomas 1.0. Sims 0.5, T. Williams 0.5. Patriots 48.0. Opponents 47.0

KICK RETURNS	NO	YDS	AVG	LG	TD
Starring	36	802	22.3	52	0
Fryar	10	192	19.2	33	0
Jones	4	63	15.8	20	0
Dupard	3	50	16.7	21	0
Rembert	3	27	9.0	14	0
Hawthorne	2	13	6.5	13	0
Patriots	**58**	**1147**	**19.8**	**52**	**0**
Opponents	**81**	**1480**	**18.3**	**39**	**0**

FIELD GOALS	1-19	20-29	30-39	40-49	50+
Franklin	1/1	7/7	15/17	9/16	0/0
Patriots	**1/1**	**7/7**	**15/17**	**9/16**	**0/0**
Opp.	**0/0**	**7/7**	**8/9**	**6/8**	**0/4**

Franklin: (25G,38G,39G,49G) (49n,45G, 42G) (26G,36n) (42n,34G,37G) (21G, 31G) (45n,26G) (47n,31G,36G) (31G 47n,27G, 26G) (31G,32G,32G, 33G) (38G,31G,24G) (42G,45G,19G) (37G, 47G) (49n) (44n) (41G) (47G,44G,39n).

Opponents: (25G,57n) (33G,47G) (33G) (44G,34G) (55n) (47G) () (53n,26G) (41G,36n,53n) () (42n) (28G,33G,34G, 48G) (28G, 38G) (24G,44n) (20G,31G, 36G) (42G,21G)

Starters: Offense: WR Stanley Morgan (16); LT Brian Holloway (15), Steve Moore (1); LG Paul Fairchild (15), Trevor Matich (1); C Pete Brock (16); RG Ron Wooten (16); RT Steve Moore (10), Darryl Haley (6); TE Greg Hawthorne (10), Greg Baty (6); WR Irving Fryar (13), Stephen Starring (3); QB Tony Eason (15), Steve Grogan (1); RB Tony Collins (15), Craig James (1); FB C. James (11), Mosi Tatupu (5); 2nd TE G. Baty (1).

Defense: LE Brent Williams (16); NT Toby Williams (15), Dennis Owens (1); RE Garin Veris (15), Ben Thomas (1); LOLB Andre Tippett (11), Lawrence McGrew (4), D. Owens (1); LILB Steve Nelson (12), Johnny Rembert (4); RILB L. McGrew (9), J. Rembert (5), Ed Reynolds (2); ROLB Don Blackmon (15), L. McGrew (1); LCB Ronnie Lippett (15), Ernest Gibson (1); RCB Raymond Clayborn (16); Roland James (15), Jim Bowman (1); FS Fred Marion (16).

1986 Coaching Staff: Dean Brittenham, Strength/Conditioning, Jim Carr, Defensive Backfield, Bobby Grier, Offensive Backfield, Ray Hamilton, Asst. Defensive Line, Rod Humenuik, Asst. Head Coach/Offensive Line, Harold Jackson, Receivers, Eddie Khayat, Defensive Line, John Polonchek, QBs/Special Asst. to Head Coach, Rod Rust, Defensive Coordinator, Dante Scarnecchia, Special Teams/TE's , Don Shinnick, Linebackers, Les Steckel, Quarterbacks/ Receivers.

Pro Bowl (5): CB Raymond Clayborn (3), K Tony Franklin (1), WR Stanley Morgan (3), Spt Mosi Tatupu (1), LB Andre Tippett (3).

PASSING	ATT	CMP	YARDS	CMP%	YDS/ATT	TD	TD%	INT	INT%	LG	SK/YDS	RATING
Eason	448	276	3328	61.6	7.43	19	4.2	10	2.2	49	43/336	89.2
Grogan	102	62	976	60.8	9.57	9	8.8	2	2.0	69t	4/31	113.8
C. James	4	1	10	25.0	2.50	1	25.0	1	25.0	10t	0/0	39.6
Ramsey	3	1	7	33.3	2.33	0	0.0	0	0.0	7	0/0	42.2
Patriots	**557**	**340**	**4321**	**61.0**	**7.76**	**29**	**5.2**	**13**	**2.3**	**69t**	**47/367**	**92.9**
Opps.	**473**	**255**	**3324**	**53.9**	**7.02**	**15**	**3.2**	**21**	**4.4**	**67t**	**48/346**	**68.4**

1987 Final Offensive Statistics (8-7)

Head Coach: Raymond Berry (8-7) • Tied for Second in AFC-East • Home Stadium: Sullivan Stadium

DATE	W/L	SCORE	OPPONENT	ATTENDANCE
9/13	W	28-21	Miami	54,642
9/21	L	24-43	at NY Jets	70,847
9/27	Cancelled Strike		at Washington	
10/04	L	10-20	Cleveland	14,830
10/11	W	14-7	Buffalo	11,878
10/18	W	21-7	at Houston	26,294
10/25	L	16-30	at Indianapolis	48,850
11/01	W	26-23	LA Raiders	60,664
11/08	L	10-17	at NY Giants	73,817
11/15	L	17-23	Dallas OT	60,567
11/22	W	24-0	Indianapolis	56,906
11/29	L	31-34	Philadelphia OT	54,198
12/06	L	20-31	at Denver	75,794
12/13	W	42-20	NY Jets	60,617
12/20	W	13-7	at Buffalo	74,945
12/28	W	24-10	at Miami	61,192

Team Statistics

	PATS	OPP
TOTAL FIRST DOWNS	**266**	**293**
By Rushing	84	112
By Passing	158	159
By Penalty	24	22
Third Down: Md/Att.	81/219	84/228
Third Down: Eff.	36.9	36.8
Fourth Down: Md/Att.	9/14	11/23
Fourth Down: Eff.	64.2	47.8
TOTAL NET YARDS	**4454**	**4877**
Avg. per Game	296.9	325.1
Total Offensive Plays	986	1053
Avg. per Play	4.5	4.6
NET YARDS RUSHING	**1771**	**1778**
Total Rushing Plays	513	490
Avg. per Rush	3.5	3.6
Avg. per Game	118.1	118.5
NET YARDS PASSING	**2683**	**3099**
Avg. per Game	178.9	206.6
Sacked/Yards Lost	33/246	43/339
Gross Yards Passing	2929	3438
Att./Completions	440/236	520/273
Completion Pct.	53.6	52.5
Had Intercepted	18	21
PUNTS/AVERAGE	**89/37.6**	**77/38.1**
NET PUNTING AVG.	**30.5**	**33.8**
PENALTIES/YARDS	**64/506**	**110/846**
FUMBLES/BALLS LOST	**36/13**	**42/21**
TOUCHDOWNS	**39**	**34**
Rushing	12	13
Passing	22	17
Returns	5	4

Score by Periods	1	2	3	4	OT	Total
Patriots	76	111	72	61	0	320
Opponents	39	68	71	106	9	293

SCORING	TD	Ru	Pa	Rt	PAT	FG	S	TP
Franklin	0	0	0	0	37/38	15/26	0	82
Collins	6	3	3	0	0	0	0	36
Fryar	5	0	5	0	0	0	0	30
Dupard	3	3	0	0	0	0	0	18
Jones	3	0	3	0	0	0	0	18
Morgan	3	0	3	0	0	0	0	18
Starring	3	0	3	0	0	0	0	18
Baty	2	0	2	0	0	0	0	12
Grogan	2	2	0	0	0	0	0	12
Linne	2	0	2	0	0	0	0	12
Lippett	2	0	0	2	0	0	0	12
Scott	2	0	1	1	0	0	0	12
Bleier	1	1	0	0	0	0	0	6
Clayborn	1	0	0	1	0	0	0	6
LeBlanc	1	1	0	0	0	0	0	6
Ramsey	1	1	0	0	0	0	0	6
Tippett	1	0	0	1	0	0	0	6
Woods	1	1	0	0	0	0	0	6
Schubert	0	0	0	0	1/1	1/2	0	4
PATRIOTS	**39**	**12**	**22**	**5**	**38/39**	**16/28**	**0**	**320**
Opponent	**34**	**13**	**17**	**4**	**33/33**	**18/27**	**1**	**293**

RUSHING	NO	YDS	AVG	LG	TD
Collins	147	474	3.2	19	3
Dupard	94	318	3.4	49	3
Tatupu	79	248	3.1	19	0
Perryman	41	187	4.6	48	0
LeBlanc	49	170	3.5	42	1
Ramsey	13	75	5.8	19	1
Fryar	9	52	5.8	16	0
Hansen	16	44	2.8	7	0
Davis	9	43	4.8	27	0
Flutie	6	43	7.2	13	0
Grogan	20	37	1.9	8	2
Eason	3	25	8.3	13	0
C. McSwain	9	23	2.6	9	0
Woods	4	20	5.0	13	1
Starring	2	13	6.5	10	0
C. James	4	10	2.5	5	0
Camarillo	1	0	0.0	0	0
Bleier	5	-5	-1.0	1t	1
Whitten	2	-6	-3.0	-2	0
Patriots	**513**	**1771**	**3.5**	**49**	**12**
Opponents	**490**	**1778**	**3.6**	**60t**	**13**

RECEIVING	NO	YDS	AVG	LG	TD
Collins	44	347	7.9	29	3
Morgan	40	672	16.8	45	3
Fryar	31	467	15.1	40	5
Jones	25	388	15.5	29	3
Starring	17	289	17.0	34t	3
Baty	15	138	9.2	22	2
Tatupu	15	136	9.1	23	0
Dawson	12	81	6.8	14	0
Linne	11	158	14.4	30	2
Scott	5	35	7.0	15	1
Coffey	3	66	22.0	35	0
Gadbois	3	51	17.0	20	0
D. Williams	3	30	10.0	12	0
Perryman	3	13	4.3	7	0
Dupard	3	1	0.3	2	0
Frain	2	22	11.0	11	0
LeBlanc	2	3	1.5	3	0
Hansen	1	22	22.0	22	0
Pickering	1	10	10.0	10	0
Patriots	**236**	**2929**	**12.4**	**45**	**22**
Opponents	**273**	**3438**	**12.6**	**61t**	**17**

INTERCEPTIONS	NO	YDS	AVG	LG	TD
Marion	4	53	13.3	25	0
Lippett	3	103	34.3	45t	2
Clayborn	2	24	12.0	24	0
E. Gibson	2	17	8.5	17	0
Bowman	2	3	1.5	3	0
E. Williams	1	51	51.0	51	0
R. James	1	27	27.0	27	0
R. McSwain	1	17	17.0	17	0
Shegog	1	7	7.0	7	0
Holmes	1	4	4.0	4	0
Rembert	1	1	1.0	1	0
P. Williams	1	0	0.0	0	0
Peterson	1	0	0.0	0	0
Patriots	**21**	**307**	**14.6**	**51**	**2**
Opponents	**18**	**160**	**8.9**	**38**	**2**

PUNTING	NO	YDS	AVG	TB	IN20	LG	BLK
Camarillo	62	2489	40.1	8	14	73	1
Herline	25	861	34.3	4	1	50	1
Patriots	**89**	**3350**	**37.6**	**12**	**15**	**73**	**2**
Opp.	**77**	**2937**	**38.1**	**6**	**25**	**62**	**2**

PUNT RETURNS	NO	FC	YDS	AVG	LG	TD
Fryar	18	12	174	9.7	36	0
Linne	5	2	22	4.4	16	0
Marion	1	2	0	0.0	0	0
Starring	1	1	17	17.0	17	0
Patriots	**25**	**17**	**213**	**8.5**	**36**	**0**
Opponents	**41**	**11**	**397**	**9.7**	**34**	**0**

KICK RETURNS	NO	YDS	AVG	LG	TD
Starring	23	445	19.3	43	0
Fryar	6	119	19.8	31	0
Davis	5	134	26.8	43	0
Dupard	4	61	15.3	21	0
Perryman	3	43	14.3	16	0
LeBlanc	2	31	15.5	24	0
C. McSwain	2	32	16.0	24	0
Alexander	1	4	4.0	4	0
Collins	1	18	18.0	18	0
Hansen	1	14	14.0	14	0
Patriots	**48**	**901**	**18.8**	**43**	**0**
Opponents	**63**	**1130**	**17.9**	**60**	**0**

Sacks: Tippett 12.5, Veris 7.0, B. Williams 5.0, T. Williams 4.5, Rembert 2.0, Reynolds 2.0, Sims 1.5, Blackmon 1.0, Hodge 1.0, Lippett, 1.0, Mangiero 1.0, McCabe 1.0, McGrew 1.0, Wichard 1.0, Wilburn 1.0, Bowman, 0.5. Team, 43.0, Opponents, 33.0.

FIELD GOALS	1-19	20-29	30-39	40-49	50+
Franklin	0/0	5/5	6/11	3/7	1/3
Schubert	0/0	1/1	0/0	0/1	0/0
Patriots	**0/0**	**6/6**	**6/11**	**3/8**	**1/3**
Opponents	**2/2**	**7/7**	**6/9**	**3/8**	**0/1**

Franklin: (39n,47n) (48n,32G) (-) (-) (52n) (38G,31G,49G) (50G,27G,25G, 29G) (50n,46G) (35n,41G) (37n,34G,37n) (43n,21G,31n,46n) (38G,27G) (-) (-) (31G).**Schubert:** (-) (-) (23G,40n).

Opponents: (-) (22G,34G) (28G,21G, 37n) (-) (48n,34n) (48G,38G,24G) (31G, 31G,39G,41N) (19G,41n) (20G) (46n) (19G,44n,39n,38G) (52n,24G) (24G,42G) (-) (47G).

Starters: Offense: WR Stanley Morgan (9), Cedric Jones (3), Wayne Coffey (3); LT Danny Villa (7), Steve Moore (4), George Colton (3), Art Plunkett (1); LG Sean Farrell (15), Paul Fairchild (1); C Guy Morriss (7), Trevor Matich (4), Pete Brock (3), P. Fairchild (1); RG Ron Wooten (13), Eric Stokes (1), Darren Twombly (1); RT Bruce Armstrong (12), Greg Robinson (3); TE Lin Dawson (11), Todd Frain (2), Willie Scott (1); WR Irving Fryar (11), Larry Linne (3), C. Jones (1); QB Steve Grogan (6), Tony Eason (3), Tom Ramsey (3), Bob Bleier (2), Doug Flutie (1); RB Tony Collins (11) Reggie Dupard (2), Matt LeBlanc (2); FB Mosi Tatupu (9), Bruce Hansen (2), R. Dupard (1), Chuck McSwain (1), Bob Perryman (1). 3rd WR I. Fryar (1), Stephen Starring (1).

Defense: LE Kenneth Sims (8), Brent Williams (4), Benton Reed (3); NT Toby Williams (12), John Guzik (2), Tom Porell (1); RE Garin Veris (12), Steve Wilburn (3); LOLB Andre Tippett (13), Mel Black (2); LILB Steve Nelson (11), Jerry McCabe (3), Johnny Rembert (1); RILB Lawrence McGrew (12), Greg Moore (3), Ed Reynolds (1); ROLB Ed Williams (7), Don Blackmon (4), Rogers Alexander (2), L. McGrew (1), Randy Sealby (1); LCB Ronnie Lippett (12), Joe Peterson (3); RCB Raymond Clayborn (9), Ernest Gibson (5), Fred Marion (1); SS Jim Bowman (8), Roland James (4), Ron Shegog (3); FS F. Marion (11), Darryl Holmes (3), R. Clayborn (1).

1987 Coaching Staff: Dean Brittenham, Strength/Conditioning, Jim Carr, Defensive Backfield, Bobby Grier, Offensive Backfield, Ray Hamilton, Asst. Defensive Line, Rod Humenuik, Asst. Head Coach/Offensive Line, Harold Jackson, Receivers, Eddie Khayat, Defensive Line, John Polonchek, QBs/Special Asst. to Head Coach, Rod Rust, Defensive Coordinator, Dante Scarnecchia, Special Teams/TE's, Don Shinnick, Linebackers, Les Steckel, Quarterbacks/Receivers.

Pro Bowl (2): WR Stanley Morgan (4), LB Andre Tippett (4).

PASSING	ATT	CMP	YARDS	CMP%	YDS/ATT	TD	TD%	INT	INT%	LG	SK/YDS	RATING
Grogan	161	93	1183	57.8	7.34	10	6.2	9	5.6	40	7/55	78.2
Ramsey	134	71	898	53.0	6.70	6	4.5	6	4.5	40	14/90	70.4
Eason	79	42	453	53.2	5.73	3	3.8	2	2.5	45	8/70	72.4
Bleier	39	14	181	35.9	4.64	1	2.6	1	2.6	35	3/28	49.2
Flutie	25	15	199	60.0	7.96	1	4.0	0	0.0	30	0/0	98.6
Jones	1	0	0	0.0	0.0	0	0.0	0	0.0	0	0/0	--
Tatupu	1	1	15	100.0	15.0	1	100.0	0	0.0	15t	0/0	158.3
Patriots	**440**	**236**	**2929**	**53.6**	**6.65**	**22**	**5.0**	**18**	**4.1**	**45**	**33/246**	**74.1**
Opps.	**520**	**273**	**3438**	**52.5**	**6.61**	**17**	**3.3**	**21**	**4.0**	**61t**	**43/339**	**67.5**

1988 Final Offensive Statistics (9-7)

Head Coach: Raymond Berry (9-7) • Tied for Second in AFC-East • Home Stadium: Sullivan Stadium

DATE	W/L	SCORE	OPPONENT	ATTENDANCE
9/04	W	28-3	NY Jets	44,027
9/11	L	6-36	at Minnesota	55,545
9/18	L	14-16	Buffalo	55,945
9/25	L	6-31	at Houston	38,646
10/02	W	21-17	Indianapolis	58,050
10/09	L	3-45	at Green Bay (Mil.)	51,932
10/16	W	27-21	Cincinnati	59,969
10/23	L	20-23	at Buffalo	76,824
10/30	W	30-7	Chicago	60,821
11/06	W	21-10	Miami	60,840
11/13	W	14-13	at NY Jets	48,358
11/20	W	6-3	at Miami	53,526
11/27	L	21-24	at Indianapolis	58,157
12/04	W	13-7	Seattle	59,068
12/11	W	10-7	Tampa Bay OT	39,889
12/17	L	10-21	at Denver	70,910

Team Statistics

	PATS	OPP
TOTAL FIRST DOWNS	**264**	**272**
By Rushing	126	119
By Passing	112	138
By Penalty	26	15
Third Down: Md/Att.	79/219	58/199
Third Down: Eff.	36.1	29.1
Fourth Down: Md/Att.	9/14	9/18
Fourth Down: Eff.	64.2	50.0
TOTAL NET YARDS	**4293**	**4681**
Avg. per Game	268.3	292.6
Total Offensive Plays	1000	961
Avg. per Play	4.3	4.9
NET YARDS RUSHING	**2120**	**2099**
Total Rushing Plays	588	496
Avg. per Rush	3.6	4.2
Avg. per Game	132.5	131.2
NET YARDS PASSING	**2173**	**2582**
Avg. per Game	135.8	161.4
Sacked/Yards Lost	23/160	29/219
Gross Yards Passing	2333	2801
Att./Completions	389/199	436/234
Completion Pct.	51.2	53.7
Had Intercepted	28	20
PUNTS/AVERAGE	**91/38.3**	**86/42.2**
NET PUNTING AVG.	**34.1**	**35.5**
PENALTIES/YARDS	**87/665**	**108/858**
FUMBLES/BALLS LOST	**19/10**	**29/15**
TOUCHDOWNS	**31**	**33**
Rushing	17	20
Passing	12	13
Returns	2	0

Score by Periods	1	2	3	4	OT	Total
Patriots	49	87	50	61	3	250
Opponents	48	77	57	102	0	284

SCORING	TD	Ru	Pa	Rt	PAT	FG	S	TP
Perryman	6	6	0	0	0	0	0	36
Staurovsky	0	0	0	0	14/15	7/11	0	35
Fryar	5	0	5	0	0	0	0	30
Stephens	5	4	0	1	0	0	0	30
Garcia	0	0	0	0	11/16	6/13	0	29
Morgan	4	0	4	0	0	0	0	24
Dawson	2	0	2	0	0	0	0	12
Dupard	2	2	0	0	0	0	0	12
Tatupu	2	2	0	0	0	0	0	12
Flutie	1	1	0	0	0	0	0	6
Grogan	1	1	0	0	0	0	0	6
C. James	1	1	0	0	0	0	0	6
Jones	1	0	1	0	0	0	0	6
Martin	1	0	0	1	0	0	0	6
PATRIOTS	**31**	**17**	**12**	**2**	**25/31**	**13/24**	**0**	**250**
Opponent	**33**	**20**	**13**	**0**	**33/33**	**17/26**	**1**	**284**

PASSING	ATT	CMP	YARDS	CMP%	YDS/ATT	TD	TD%	INT	INT%	LG	SK/YDS	RATING
Flutie	179	92	1150	51.4	6.42	8	4.5	10	5.6	80t	11/65	63.3
Grogan	140	67	834	47.9	5.95	4	2.9	13	9.3	41t	8/77	37.6
Eason	43	28	249	65.1	5.79	0	0.0	2	4.7	26	2/12	61.1
Ramsey	27	12	100	44.4	3.70	0	0.0	3	11.1	23	2/6	8.3
Patriots	**389**	**199**	**2333**	**51.2**	**5.99**	**12**	**3.1**	**28**	**7.2**	**80t**	**23/160**	**50.0**
Opps.	**436**	**234**	**2801**	**53.7**	**6.42**	**13**	**2.9**	**20**	**4.6**	**51t**	**29/219**	**64.4**

RUSHING	NO	YDS	AVG	LG	TD
Stephens	297	1168	3.9	52	4
Perryman	146	448	3.1	16	6
Flutie	38	179	4.7	16	1
Dupard	52	151	2.9	15	2
Tatupu	22	75	3.4	22	2
Allen	7	40	5.7	12	0
Eason	5	18	3.6	10	0
C. James	4	15	3.8	8t	1
Fryar	6	12	2.0	6	0
Grogan	6	12	2.0	6	1
Ramsey	3	8	2.7	9	0
Feagles	1	0	0.0	0	0
Morgan	1	-6	-6.0	-6	0
Patriots	**588**	**2120**	**3.6**	**52**	**17**
Opponents	**496**	**2099**	**4.2**	**36**	**20**

RECEIVING	NO	YDS	AVG	LG	TD
Dupard	34	232	6.8	15	0
Fryar	33	490	14.8	80t	5
Morgan	31	502	16.2	32	4
Jones	22	313	14.2	41t	1
Perryman	17	134	7.9	18	0
C. James	14	171	12.2	32	0
Stephens	14	98	7.0	17	0
Francis	11	161	14.6	51	0
Dawson	8	106	13.3	38	2
Tatupu	8	58	7.3	17	0
Martin	4	51	12.8	21	0
Scott	1	8	8.0	8	0
Johnson	1	5	5.0	5	0
Farrell	1	4	4.0	4	0
Patriots	**199**	**2333**	**11.7**	**80t**	**12**
Opponents	**234**	**2801**	**12.0**	**51t**	**13**

INTERCEPTIONS	NO	YDS	AVG	LG	TD
Clayborn	4	65	16.3	31	0
Marion	4	47	11.8	22	0
R. James	4	30	7.5	22	0
McSwain	2	51	25.5	42	0
Rembert	2	10	5.0	6	0
Jordan	1	31	31.0	31	0
McGrew	1	6	6.0	6	0
Lippett	1	4	4.0	4	0
Bowman	1	0	0.0	0	0
Patriots	**20**	**244**	**12.2**	**42**	**0**
Opponents	**28**	**286**	**10.2**	**40**	**0**

PUNTING	NO	YDS	AVG	TB	IN20	LG	BLK
Feagles	91	3482	38.3	8	24	74	0
Patriots	**91**	**3482**	**38.3**	**8**	**24**	**74**	**0**
Opp.	**86**	**3633**	**42.2**	**9**	**19**	**70**	**0**

PUNT RETURNS	NO	FC	YDS	AVG	LG	TD
Fryar	38	8	398	10.5	30	0
Bowman	0	1	0	0.0	0	0
Patriots	**38**	**9**	**398**	**10.5**	**30**	**0**
Opponents	**37**	**17**	**217**	**5.9**	**19**	**0**

KICK RETURNS	NO	YDS	AVG	LG	TD
Martin	31	735	23.7	95t	1
Allen	18	391	21.7	30	0
Davis	6	106	17.7	24	0
Fryar	1	3	3.0	3	0
Tatupu	1	13	13.0	13	0
Patriots	**57**	**1248**	**21.9**	**95t**	**1**
Opponents	**45**	**888**	**19.7**	**51**	**0**

Sacks: B.Williams 8.0, Tippett 7.0, Jordan 3.0, Rembert 3.0, Goad 2.0, McGrew 2.0, Veris 2.0, Hodge 1.0, TEAM 1.0. Patriots 29.0, Opponents 23.0.

FIELD GOALS	1-19	20-29	30-39	40-49	50+
Staurovsky	0/0	3/4	4/5	0/2	0/0
Garcia	0/0	2/3	1/3	2/5	1/2
Patriots	**0/0**	**5/7**	**5/8**	**2/7**	**1/2**
Opp.	**0/0**	**6/7**	**5/5**	**5/11**	**1/3**

Garcia: (47wl,39G,24G,47G) (50G,23G) (-) (-) (31wl) (43G,42wl) (43wr) (25wl, 52wl,39b).
Staurovsky: (35G) (-) (-) (22G,34G) (43wl,27wl) (34G,22G) (36s, 27G) (32G, 40wl).

Opponents: (29G) (39G,24G) (38G, 44G,41G) (46wl,46wr,49G) (20G) (25G, 43wl) (-) (30G,35G,33G) (-) (51G) (47G, 48G) (27G,54wl,50wr,23wl) (28G) (47wr, 41wr) (40s) (-).

Starters: Offense: WR Stanley Morgan (14), Cedric Jones (1); LT Danny Villa (14), Trevor Matich (2); LG Sean Farrell (15), Paul Fairchild (1); C Mike Baab (12), T. Matich (4); RG Ron Wooten (15), P. Fairchild (1); RT Bruce Armstrong (16); TE Russ Francis (8), Lin Dawson (6), Steve Johnson (1), Willie Scott (1); WR Irving Fryar (14), C. Jones (1); QB Doug Flutie (9), Steve Grogan (4), Tony Eason (2), Tom Ramsey (1); RB John Stephens (14), Reggie Dupard (2); FB Robert Perryman (16); 2nd TE Steve Johnson (2).
Defense: LE Brent Williams (14), Milford Hodge (1), Kenneth Sims (1); NT Tim Goad (14), B. Williams (2); RE Garin Veris (9), M. Hodge (6), Edmund Nelson (1); LOLB Andre Tippett (11), Tim Jordan (5); LILB Ed Reynolds (14), Vincent Brown (2); RILB Johnny Rembert (15), V. Brown (1); ROLB Lawrence McGrew (15), Tim Jordan (1); LCB Ronnie Lippett (15), Rod McSwain (1); Raymond Clayborn (16); SS Roland James (15), Jim Bowman (1); FS Fred Marion (16).

1988 Coaching Staff: Don Blackmon, Staff Assistant, Jim Carr, Defensive Backfield, Bobby Grier, Offensive Backfield, Ray Hamilton, Asst. Defensive Line, Rod Humenuik, Asst. Head Coach/Offensive Line, Harold Jackson, Receivers, Eddie Khayat, Defensive Line, Guy Morriss, Asst. Offensive Line, John Polonchek, QBs/Special Asst. to Head Coach, Dante Scarnecchia, Special Teams/TE's, Don Shinnick, Linebackers, Jerry Simmons,, Strength/Conditioning, Les Steckel, Quarterbacks/Receivers.

Pro Bowl (3): RB John Stephens (1), LB Andre Tippett (5), LB Johnny Rembert (1).

1989 Final Offensive Statistics (5-11)

Head Coach: Raymond Berry (5-11) • Fourth in AFC-East • Home Stadium: Sullivan Stadium

DATE	W/L	SCORE	OPPONENT	ATTENDANCE
9/10	W	27-24	at NY Jets	64,541
9/17	L	10-24	Miami	57,043
9/24	L	3-24	Seattle	48,025
10/01	L	10-31	at Buffalo	78,921
10/08	W	23-13	Houston	59,828
10/15	L	15-16	at Atlanta	39,697
10/22	L	20-37	at San Francisco	70,000
10/29	W	23-20	at Indianapolis OT	59,356
11/05	L	26-27	NY Jets	53,366
11/12	L	24-28	New Orleans	47,680
11/19	W	33-24	Buffalo	49,663
11/26	L	21-24	at LA Raiders	38,747
12/03	W	22-16	Indianapolis	32,234
12/10	L	10-31	at Miami	55,913
12/17	L	10-28	at Pittsburgh	26,594
12/24	L	20-24	LA Rams	37,940

Team Statistics

	PATS	OPP
TOTAL FIRST DOWNS	**335**	**297**
By Rushing	114	110
By Passing	87	176
By Penalty	34	11
Third Down: Md/Att.	92/240	72/199
Third Down: Eff.	38.3	36.2
Fourth Down: Md/Att.	10/29	5/12
Fourth Down: Eff.	34.5	41.7
TOTAL NET YARDS	**5456**	**5644**
Avg. per Game	341.0	352.8
Total Offensive Plays	1129	975
Avg. per Play	4.8	5.8
NET YARDS RUSHING	**1749**	**1978**
Total Rushing Plays	485	495
Avg. per Rush	3.6	4.0
Avg. per Game	109.3	123.6
NET YARDS PASSING	**3707**	**3666**
Avg. per Game	231.7	229.1
Sacked/Yards Lost	34/265	31/239
Gross Yards Passing	3972	3905
Att./Completions	610/302	449/259
Completion Pct.	49.5	57.7
Had Intercepted	27	16
PUNTS/AVERAGE	**64/37.4**	**81/42.1**
NET PUNTING AVG.	**31.3**	**35.2**
PENALTIES/YARDS	**63/509**	**111/954**
FUMBLES/BALLS LOST	**26/12**	**22/12**
TOUCHDOWNS	**30**	**48**
Rushing	12	19
Passing	17	27
Returns	1	2

Score by Periods	1	2	3	4	OT	Total
Patriots	47	66	71	110	3	297
Opponents	82	144	58	107	0	391

SCORING	TD	Ru	Pa	Rt	PAT	FG	S	TP
Davis	0	0	0	0	13/16	16/23	0	61
Staurovsky	0	0	0	0	14/14	14/17	0	56
Stephens	7	7	0	0	0	0	0	42
C. Jones	6	0	6	0	0	0	0	36
Dykes	5	0	5	0	0	0	0	30
Fryar	3	0	3	0	0	0	0	18
Morgan	3	0	3	0	0	0	0	18
Perryman	2	2	0	0	0	0	0	12
Allen	1	1	0	0	0	0	0	6
Dupard	1	1	0	0	0	0	0	6
Egu	1	1	0	0	0	0	0	6
Hurst	1	0	0	1	0	0	0	6
PATRIOTS	**30**	**12**	**17**	**1**	**27/30**	**30/40**	**0**	**297**
Opponent	**48**	**19**	**27**	**2**	**46/48**	**19/26**	**0**	**391**

RUSHING	NO	YDS	AVG	LG	TD
Stephens	244	833	3.4	35t	7
Perryman	150	562	3.7	18	2
Flutie	16	87	5.4	22	0
Dupard	25	63	2.5	10	1
Allen	11	51	4.6	18	1
Wilson	7	42	6.0	11	0
Tatupu	11	38	3.5	20	0
Egu	3	20	6.7	15t	1
Martin	2	20	10.0	13	0
Grogan	9	19	2.1	7	0
Fryar	2	15	7.5	11	0
C. Jones	1	3	3.0	3	0
Eason	2	-2	-1.0	0	0
Wonsley	2	-2	-1.0	0	0
Patriots	**485**	**1749**	**3.6**	**35t**	**12**
Opponents	**495**	**1978**	**4.0**	**58t**	**19**

RECEIVING	NO	YDS	AVG	LG	TD
Sievers	54	615	11.4	46	0
Dykes	49	795	16.2	42	5
C. Jones	48	670	14.0	65t	6
Fryar	29	537	18.5	52	3
Perryman	29	195	6.7	16	0
Morgan	28	486	17.4	55t	3
Stephens	21	207	9.9	37	0
Martin	13	229	17.6	37	0
Dawson	12	101	8.4	17	0
Tatupu	10	54	5.4	11	0
Dupard	6	70	11.7	45	0
Cook	3	13	4.3	5	0
Patriots	**302**	**3972**	**13.2**	**65t**	**17**
Opponents	**259**	**3905**	**15.1**	**74t**	**27**

INTERCEPTIONS	NO	YDS	AVG	LG	TD
Hurst	5	31	6.2	16t	1
James	2	50	25.0	28	0
Marion	2	19	9.5	18	0
McSwain	1	18	18.0	18	0
Feggins	1	4	4.0	4	0
Coleman	1	1	1.0	1	0
Clayborn	1	0	0.0	0	0
Rembert	1	0	0.0	0	0
Brown	1	-1	-1.0	-1	0
McGrew	1	-4	-4	-4	0
Patriots	**16**	**118**	**19.7**	**28**	**1**
Opponents	**27**	**338**	**12.5**	**55**	**2**

PUNTING	NO	YDS	AVG	NET	TB	IN20	LG	BLK
Feagles	63	2392	38.0	31.3	2	13	64	1
Patriots	**64**	**2392**	**37.4**	**31.3**	**2**	**13**	**64**	**1**
Opp.	**81**	**3413**	**42.1**	**35.2**	**9**	**15**	**76**	**0**

PUNT RETURNS	NO	FC	YDS	AVG	LG	TD
Martin	19	2	164	8.6	28	0
Tucker	13	1	102	7.8	25	0
Fryar	12	1	107	8.9	20	0
Hurst	1	0	6	6.0	6	0
Taylor	0	2	0	0.0	0	0
Patriots	**45**	**6**	**379**	**8.4**	**28**	**0**
Opponents	**38**	**6**	**346**	**9.1**	**17**	**0**

KICK RETURNS	NO	YDS	AVG	LG	TD
Martin	24	584	24.3	38	0
Tucker	13	270	20.8	37	0
Rice	11	242	22.0	46	0
Allen	6	124	20.7	29	0
Taylor	3	52	17.3	22	0
Wonsley	3	69	23.0	40	0
Egu	2	26	13.0	22	0
Hodge	2	19	9.5	11	0
Timpson	2	13	6.5	13	0
Fryar	1	47	47.0	47	0
Rehder	1	14	14.0	14	0
Tatupu	1	2	2.0	2	0
Patriots	**69**	**1462**	**21.2**	**47**	**0**
Opponents	**61**	**1199**	**19.7**	**60**	**0**

Sacks: B. Williams 8.0, Jeter 7.0, McGrew 4.5, Brown 4.0, Sims 3.0, Rembert 2.5, Goad 1.0, Team 1.0. Patriots 31.0, Opponents 34.0.

Field Goals	1-19	20-29	30-39	40-49	50+
Davis	0/0	3/3	6/9	5/9	2/2
Staurovsky	0/0	4/4	5/7	4/5	1/1
Patriots	**0/0**	**7/7**	**11/16**	**9/14**	**3/3**
Opp.	**3/3**	**6/7**	**8/10**	**2/4**	**0/2**

Davis: (-) (40wr,28G) (35G) (35G,37wl) (30G, 45s,34G,43G) (52G,32G,32G) (49G,21G) (47G, 38wr,48G,46wr,51G) (47G,43wr,26G, 39s).

Staurovsky: (44G) (34G,24G,34G, 38G) (-) (40wr,44G,37G,34s, 24G,50G,23G) (36G) (20G, 37ng) (44G,48G).

Opponents: (40G) (31G) (23G) (36G) (46G, 22G) (30G,30G,40w,22G) (33b, 23G,45b) (32G, 39G) (18G,23G) (-) (24wr,31G) (45wl, 32G) (18) (23) (-) (19G, 50s,50wl).

Starters: Offense: WR Stanley Morgan (10), Hart Lee Dykes (6); LT Danny Villa (13), David Viaene (3); LG Sean Farrell (15), D. Villa (1); C Mike Baab (16); RG Paul Fairchild (15), D. Villa (1); RT Bruce Armstrong (16); TE Lin Dawson (13), Eric Sievers (3); WR Cedric Jones (11), Irving Fryar (4), Sammy Martin (1); QB Steve Grogan (6), Tony Eason (3), Marc Wilson (3), Doug Flutie (3); RB John Stephens (12), Reggie Dupard (2); FB Robert Perryman (14); 3rd WR I. Fryar (1), C. Jones (1); 2nd TE E. Sievers (2). **Defense:** LE Ken Sims (15), Milford Hodge (1); NT Tim Goad (16); RE Brent Williams (16); LOLB Johnny Rembert (8), Jim Jordan (4) Vincent Brown (2), Bruce Scholtz (2); LILB Ed Reynolds (16) RILB V. Brown (8), J. Rembert (8); ROLB Lawrence McGrew (16); LCB Maurice Hurst (14), Rod McSwain (2); RCB Raymond Clayborn (14), R. McSwain (2); SS Roland James (14), Jim Bowman (2); FS Fred Marion (16).

1989 Coaching Staff: Don Blackmon, Linebackers, Jim Carr, Defensive Backfield, Bobby Grier, Offensive Backfield, Ray Hamilton, Asst. Defensive Line, Harold Jackson, Receivers, Eddie Khayat, Defensive Line, Guy Morriss, Asst. Offensive Line, John Polonchek, QBs/Special Asst. to Head Coach, Keith Rowan, Special Teams, Don Shinnick, Linebackers, Jerry Simmons, Strength/Conditioning, Richard Wood, Receivers.

PASSING	ATT	CMP	YARDS	CMP%	YDS/ATT	TD	TD%	INT	INT%	LG	SK/YDS	RATING
Grogan	261	133	1697	51.0	6.50	9	3.4	14	5.4	55t	8/64	60.8
Wilson	150	75	1006	50.0	6.71	3	2.0	5	3.3	65t	10/71	64.5
Eason	105	57	761	54.3	7.25	3	2.9	4	3.8	45	10/78	71.2
Flutie	91	36	493	39.6	5.42	2	2.2	4	4.4	36	6/52	46.6
Feagles	2	0	0	0.0	0.0	0	0.0	0	0.0	0	0/0	--
Tatupu	1	1	15	100.0	15.00	0	0.0	0	0.0	15	0/0	147.9
Patriots	**610**	**302**	**3972**	**49.5**	**6.51**	**17**	**2.8**	**27**	**4.4**	**65t**	**34/265**	**61.3**
Opps.	**449**	**259**	**3905**	**57.7**	**8.70**	**27**	**6.0**	**16**	**3.6**	**74t**	**31/239**	**91.3**

1990 Final Offensive Statistics (1-15)

Head Coach: Rod Rust (1-15) • Fifth in AFC-East • Home Stadium: Foxboro Stadium

DATE	W/L	SCORE	OPPONENT	ATTENDANCE
9/09	L	24-27	Miami	45,305
9/16	W	16-14	at Indianapolis	49,256
9/23	L	7-41	at Cincinnati	56,470
9/30	L	13-37	NY Jets	36,724
10/07	L	20-33	Seattle	39,735
10/14		BYE WEEK		
10/18	L	10-17	at Miami	62,630
10/28	L	10-27	Buffalo	51,959
11/04	L	20-48	at Philadelphia	65,514
11/11	L	10-13	Indianapolis	28,924
11/18	L	0-14	at Buffalo	74,720
11/25	L	14-34	at Phoenix	30,110
12/02	L	7-37	Kansas City	26,280
12/09	L	3-24	at Pittsburgh	48,354
12/15	L	10-25	Washington	22,286
12/23	L	7-42	at NY Jets	30,250
12/30	L	10-13	NY Giants	60,410

Team Statistics

	PATS	OPP
TOTAL FIRST DOWNS	239	307
By Rushing	65	151
By Passing	156	139
By Penalty	18	17
Third Down: Md/Att.	86/227	84/192
Third Down: Eff.	37.9	43.8
Fourth Down: Md/Att.	2/12	7/13
Fourth Down: Eff.	16.7	53.8
POSSESSION AVG.	**28:21**	**31:39**
TOTAL NET YARDS	**4163**	**5697**
Avg. per Game	260.2	356.1
Total Offensive Plays	955	972
Avg. per Play	4.4	5.9
NET YARDS RUSHING	**1398**	**2676**
Total Rushing Plays	383	565
Avg. per Game	87.4	167.3
NET YARDS PASSING	**2765**	**3021**
Avg. per Game	172.8	188.8
Sacked/Yards Lost	58/443	33/224
Gross Yards Passing	3208	3245
Att./Completions	514/274	374/218
Completion Pct.	53.3	58.3
Had Intercepted	20	14
PUNTS/AVERAGE	**92/40.8**	**56/40.8**
NET PUNTING AVG.	**33.6**	**36.6**
PENALTIES/YARDS	**99/742**	**73/488**
FUMBLES/BALLS LOST	**33/16**	**25/18**
TOUCHDOWNS	**19**	**52**
Rushing	4	29
Passing	4	21
Returns	1	2

Score by Periods	1	2	3	4	OT	Total
Patriots	30	81	30	40	0	181
Opponents	120	128	88	110	0	446

SCORING	TD	Ru	Pa	Rt	PAT	FG	S	TP
Staurovsky	0	0	0	0	19/19	16/22	0	67
Cook	5	0	5	0	0	0	0	30
Fryar	4	0	4	0	0	0	0	24
Stephens	3	2	1	0	0	0	0	18
Dykes	2	0	2	0	0	0	0	12
Adams	1	0	1	0	0	0	0	6
Allen	1	1	0	0	0	0	0	6
Martin	1	0	1	0	0	0	0	6
Perryman	1	1	0	0	0	0	0	6
B. Williams	1	0	0	1	0	0	0	6
PATRIOTS	**19**	**4**	**14**	**1**	**19/19**	**16/22**	**0**	**181**
Opponent	**54**	**29**	**21**	**2**	**51/52**	**27/31**	**1**	**446**

RUSHING	NO	YDS	AVG	LG	TD
Stephens	212	808	3.8	26	2
Allen	63	237	3.8	29	1
Adams	28	111	4.0	13	0
Perryman	32	97	3.0	13	1
Hodson	12	79	6.6	23	0
Tatupu	16	56	3.5	15	0
Overton	5	8	1.6	6	0
Wilson	5	7	1.4	6	0
Morris	2	4	2.0	3	0
Gannon	1	0	0.0	0	0
Hansen	1	0	0.0	0	0
Fryar	2	-4	-2.0	-1	0
Grogan	4	-5	-1.3	0	0
Patriots	**383**	**1398**	**3.7**	**29**	**4**
Opponents	**565**	**2676**	**4.7**	**80t**	**29**

RECEIVING	NO	YDS	AVG	LG	TD
Fryar	54	856	15.9	56	4
Cook	51	455	8.9	35t	5
Dykes	34	549	16.1	35t	2
Stephens	28	196	7.0	43	1
McMurtry	22	240	10.9	26	0
Jones	21	301	14.3	26	0
Adams	16	146	9.1	28	1
Perryman	15	88	5.9	15	0
Sievers	8	77	9.6	25	0
Mowatt	6	67	11.2	16	0
Allen	6	48	8.0	19	0
Timpson	5	91	18.2	42	0
Martin	4	65	16.3	19t	1
Overton	2	19	9.5	15	0
Tatupu	2	10	5.0	6	0
Patriots	**274**	**3208**	**11.7**	**56**	**14**
Opponents	**218**	**3245**	**14.9**	**86t**	**21**

INTERCEPTIONS	NO	YDS	AVG	LG	TD
Lippett	4	94	23.5	73	0
Hurst	4	61	15.3	36	0
Marion	4	17	4.3	16	0
Rembert	2	22	11.0	11	0
Patriots	**14**	**194**	**13.9**	**73**	**0**
Opponents	**20**	**143**	**7.2**	**42**	**0**

PUNTING	NO	YDS	AVG	NET	TB	IN20	LG	BLK
Hansen	90	3752	41.7	33.6	8	18	69	2
Patriots	**92**	**3752**	**40.8**	**33.6**	**8**	**18**	**69**	**2**
Opp.	**56**	**2282**	**40.8**	**36.6**	**5**	**17**	**70**	**1**

PUNT RETURNS	NO	FC	YDS	AVG	LG	TD
Fryar	28	10	133	4.8	17	0
Martin	1	0	1	1.0	1	0
PATRIOTS	**29**	**10**	**134**	**4.6**	**17**	**0**
OPPONENTS	**50**	**13**	**503**	**10.1**	**34**	**0**

KICK RETURNS	NO	YDS	AVG	LG	TD
Martin	25	515	20.6	38	0
Allen	11	168	15.3	34	0
Morris	11	202	18.4	22	0
Robinson	11	211	19.2	27	0
Overton	10	188	18.8	23	0
Timpson	3	62	20.7	26	0
P.Coleman	2	18	9.0	12	0
Jones	2	24	12.0	13	0
Adams	1	7	7.0	7	0
Gordon	1	43	43.0	43	0
McSwain	1	0	0.0	0	0
Patriots	**78**	**1438**	**18.4**	**38**	**0**
Opponents	**38**	**665**	**17.5**	**38**	**0**

Sacks: Williams, B. 6.0, Tippett 3.5, Hobby 3.0, Singleton, 3.0, Agnew 2.5, Brown 2.5, Goad 2.5, McSwain 2.0, Veris 2.0, Williams, E. 2.0, Smith 1.5, Rembert 1.0, Reynolds 1.0, Gannon 0.5. Patriots 33.0, Opponents 58.0.

FIELD GOALS	1-19	20-29	30-39	40-49	50+
Staurovsky	1/1	3/3	3/3	8/11	1/4
Patriots	**1/1**	**3/3**	**3/3**	**8/11**	**1/4**
Opp.	**4/4**	**6/6**	**9/10**	**6/7**	**2/4**

Staurovsky: (42G,57s) (49wl,39G, 27G, 25G) (-) (46G, 40G) (53G,48G) (41G, 52ng) (32G) (39G,49ng,44G) (29G) (-) (-) (-) (49G) (42G) (50wl) (19G,42wl).

Opponents: (31G,37G) (-) (46G,23G) (24G,18G,46G) (31G,19G,55wr) (47G) (35G,35G) (27G,34G) (54G,38G) (30wl) (50ng,29G,50G) (19G,32G,45G) (42G) (19G,38G,26G) (-) (44G,41wl,27G).

Starters: Offense: WR Irving Fryar (15), Cedric Jones (1); LT Bruce Armstrong (16); LG Chris Gambol (14), David Douglas (2); C Danny Villia (8), Gene Chilton (3), D. Douglas (3), Paul Fairchild (2); RG Damian Johnson (16); RT D. Villa (8), David Viaene (4), Stan Clayton (3), C. Gambol (1); TE Marv Cook (16); WR Hart Lee Dykes (10), Greg McMurtry (5), C. Jones (1); QB Tommy Hodson (6), Marc Wilson (6), Steve Grogan (4); RB John Stephens (14), George Adams (1), Marvin Allen (1); FB Robert Perryman (7), G. Adams (6), M. Allen (2)' 2nd TE Eric Sievers (1).

Defense: LE Brent Williams (15), Marion Hobby (1); NT Tim Goad (16), RE Ray Agnew (9), M. Hobby (3), Garin Veris (2), Chris Gannon (2); LOLB Andre Tippett (7), Vincent Brown (6), Chris Singleton (1), Richard Tardits (1), Ed Williams (1); LILB Richard Harvey (8), Johnny Rembert (5), V. Brown (3); RILB E. Reynolds (12), V. Brown (2), B. Williams (1), M. Hobby (1); ROLB A. Tippett (6), V. Brown (3), C. Singleton (3), E. Williams (2), R. Harvey (1), Ilia Jarostchuk (1); LCB Ronnie Lippett (16); RCB Maurice Hurst (16); Rod McSwain (12), Roland James (4); FS Fred Marion (16).

1990 Coaching Staff: Don Blackmon, Linebackers, Steve Crosby, Special Teams/Tight Ends, Bobby Grier, Offensive Backfield, Rod Humenuik, Offensive Line, Dale Lindsey, Defensive Line, Steve Nelson, Linebackers, John Polonchek, QBs/Special Asst. to Head Coach, Jimmy Raye, Offensive Coordinator/ Quarterbacks, Jerry Simmons, Strength/ Conditioning, Charlie Sumner, Defensive Coordinator/ Secondary, Richard Wood, Receivers.

Pro Bowl (1): T Bruce Armstrong (1).

PASSING	ATT	CMP	YARDS	CMP%	YDS/ATT	TD	TD%	INT	INT%	LG	SK/YDS	RATING
Wilson	265	139	1625	52.5	6.13	6	2.3	11	4.2	36t	29/228	61.6
Hodson	156	85	968	54.5	6.21	4	2.6	5	3.2	56	20/147	68.5
Grogan	92	50	615	54.3	6.68	4	4.3	3	3.3	48	9/68	76.1
Stephens	1	0	0	0.0	0.00	0	0.0	1	100.0	0	0/0	--
Patriots	**514**	**274**	**3208**	**53.3**	**6.24**	**14**	**2.7**	**20**	**3.9**	**56**	**58/443**	**65.4**
Opps.	**374**	**218**	**3245**	**58.3**	**8.68**	**21**	**5.6**	**14**	**3.7**	**86t**	**33/224**	**89.9**

1991 Final Offensive Statistics (6-10)

Head Coach: Dick MacPherson (6-10) • Fourth in AFC-East • Home Stadium: Foxboro Stadium

DATE	W/L	SCORE	OPPONENT	ATTENDANCE
9/01	W	16-7 at	Indianapolis	49,961
9/08	L	0-20	Cleveland	35,377
9/15	L	6-20 at	Pittsburgh	53,703
9/22	W	24-20	Houston	30,702
9/29	L	10-24 at	Phoenix	26,043
10/06	L	10-20	Miami	49,749
10/13		BYE WEEK		
10/20	W	26-23	Minnesota OT	45,367
10/27	L	6-9	Denver	43,994
11/03	L	17-22 at	Buffalo	78,278
11/10	L	20-30 at	Miami	56,065
11/17	L	21-28	NY Jets	30,743
11/24	W	16-13	Buffalo	47,053
12/01	L	3-20 at	Denver	67,116
12/08	W	23-17	Indianapolis OT	20,131
12/15	W	6-3 at	NY Jets	55,689
12/22	L	7-29 at	Cincinnati	46,394

Team Statistics

	PATS	OPP
TOTAL FIRST DOWNS	**259**	**312**
By Rushing	93	94
By Passing	155	199
By Penalty	11	19
Third Down: Md/Att.	72/213	95/228
Third Down: Eff.	33.8	41.7
Fourth Down: Md/Att.	6/13	4/14
Fourth Down: Eff.	46.2	28.6
POSSESSION AVG.	**29:27**	**30:33**
TOTAL NET YARDS	**4473**	**5431**
Avg. per Game	279.6	339.4
Total Offensive Plays	977	1050
Avg. per Play	4.4	5.9
NET YARDS RUSHING	**1467**	**1579**
Total Rushing Plays	433	460
Avg. per Game	91.7	98.7
NET YARDS PASSING	**3006**	**3852**
Avg. per Game	187.9	240.8
Sacked/Yards Lost	63/436	25/183
Gross Yards Passing	3442	4035
Att./Completions	481/284	565/335
Completion Pct.	59.0	59.3
Had Intercepted	22	12
PUNTS/AVERAGE	**82/39.0**	**69/42.2**
NET PUNTING AVG.	**34.6**	**36.2**
PENALTIES/YARDS	**97/667**	**83/608**
FUMBLES/BALLS LOST	**34/20**	**31/19**
TOUCHDOWNS	**22**	**31**
Rushing	9	5
Passing	11	25
Returns	2	1

Score by Periods	1	2	3	4	OT	Total
Patriots	**40**	**55**	**23**	**84**	**9**	**211**
Opponents	**53**	**122**	**32**	**98**	**0**	**305**

SCORING	TD	Ru	Pa	Rt	PAT	FG	S	TP
Staurovsky	0	0	0	0	10/11	13/19	0	49
Baumann	0	0	0	0	9/10	7/10	0	30
Russell	4	4	0	0	0	0	0	24
Cook	3	0	3	0	0	0	0	18
Fryar	3	0	3	0	0	0	0	18
Vaughn	3	2	0	1	0	0	0	18
McMurtry	2	0	2	0	0	0	0	12
Stephens	2	2	0	0	0	0	0	12
Timpson	2	0	2	0	0	0	0	12
Childress	1	0	0	1	0	0	0	6
Coates	1	0	1	0	0	0	0	6
Millen	1	1	0	0	0	0	0	6
PATRIOTS	**22**	**9**	**11**	**2**	**19/21**	**20/29**	**0**	**211**
Opponent	**31**	**5**	**25**	**1**	**30/31**	**29/42**	**1**	**305**

RUSHING	NO	YDS	AVG	LG	TD
Russell	266	959	3.6	24	4
Stephens	63	163	2.6	13	2
Vaughn	31	146	4.7	23	2
Millen	31	92	3.0	14	1
Hunter	18	53	2.9	9	0
Allen	13	50	3.8	11	0
Fryar	2	11	5.5	9	0
Adams	2	3	1.5	2	0
Chilton	1	0	0.0	0	0
Hodson	4	0	0.0	0	0
Timpson	1	-4	-4.0	-4	0
Coates	1	-6	-6.0	-6	0
Patriots	**383**	**1398**	**3.7**	**29**	**4**
Opponents	**460**	**1598**	**3.4**	**37**	**5**

RECEIVING	NO	YDS	AVG	LG	TD
Cook	82	808	9.9	49	3
Fryar	68	1,014	14.9	56t	3
McMurtry	41	614	15. 0	40	2
Timpson	25	471	18.8	60t	2
Russell	18	81	4.5	18	0
Stephens	16	119	7.4	24	0
Hunter	11	97	8.8	25	0
Coates	10	95	9.5	17	1
Vaughn	9	89	9.9	32	0
Carpenter	3	45	15.0	23	0
Allen	1	9	9.0	9	0
Patriots	**284**	**3442**	**12.1**	**60t**	**11**
Opponents	**335**	**4035**	**12.0**	**65t**	**25**

INTERCEPTIONS	NO	YDS	AVG	LG	TD
Hurst	3	21	7.0	21	0
Marion	2	33	16.5	33	0
Lippett	2	27	13.5	27	0
Henderson	2	2	1.0	2	0
Washington	2	0	0.0	0	0
Tippett	1	10	10.0	10	0
Patriots	**12**	**93**	**7.8**	**33**	**0**
Opponents	**22**	**154**	**7.0**	**27**	**0**

PUNTING	NO	YDS	AVG	NET	TB	IN20	LG	BLK
McCarthy	66	2650	40.2	35.7	3	17	93	2
Wagner	14	548	39.1	29.1	0	0	54	0
Patriots	**82**	**3198**	**39.0**	**34.6**	**3**	**17**	**93**	**2**
Opp.	**69**	**2909**	**42.2**	**36.2**	**10**	**16**	**71**	**0**

PUNT RETURNS	NO	FC	YDS	AVG	LG	TD
Henderson	27	10	201	7.4	39	0
Fryar	2	4	10	5.0	10	0
Pool	1	0	0	0.0	0	0
Zackery	1	0	0	0.0	0	0
Patriots	**31**	**14**	**211**	**6.8**	**39**	**0**
Opponents	**37**	**20**	**303**	**8.2**	**40**	**1**

KICK RETURNS	NO	YDS	AVG	LG	TD
Vaughn	34	717	21.1	99t	1
Allen	8	161	20.1	31	0
Martin	8	178	22.3	26	0
Hobby	2	0	0.0	0	0
Timpson	2	37	18.5	21	0
Coates	1	6	6.0	6	0
Rakoczy	1	9	9.0	9	0
Rembert	0	0	0.0	0	0
Patriots	**56**	**1108**	**19.8**	**99t**	**1**
Opponents	**51**	**850**	**16.7**	**49**	**0**

Sacks: Tippett 8.5, Veris 4.0, B. Williams 3.5, Brown 3.0, Agnew 2.0, Hobby 2.0, Howard 1.0, Singleton 1.0. Patriots, 25.0, Opponents, 63.0.

FIELD GOALS	1-19	20-29	30-39	40-49	50+
Staurovsky	1/1	2/3	9/12	1/3	0/0
Baumann	0/0	2/2	1/3	4/4	0/1
Patriots	**1/1**	**4/5**	**10/15**	**5/7**	**0/1**
Opp.	**2/2**	**12/14**	**7/7**	**8/17**	**0/2**

Staurovsky: (35G,39G,36G) (-) (435n, 33G,28G) (33G) (38n,39G) (37G) (38G, 36n,42G) (20G,17G,25n) (46n,36G,35n).

Baumann: (44G,37G) (39n) (51b,46G, 32n) (23G) (24G) (45G,41G) (-).

Opponents: (44wl,52wr,42wl,48b) (30G, 32G) (49G,32G) (28G,38G) (42N,47G) (47G,58n,25G) (23G,32G,47n,23G) (35G, 18G,47n,34G) (19G,47n,21G,42G) (21G, 42G,49n,44G) (-) (23G,29G) (20G, 24G) (43n,40G)(23n,23G,27n) (49G,25G).

Starters: Offense: WR Irving Fryar (15), Rob Carpenter (1); LT Bruce Armstrong (16); LG Elbert Crawford (16); C Gene Chilton (16); RG Danny Villa (10), Jon Melander (3), Gregg Rakoczy (2), Freddie Childress (1); RT Pat Harlow (16); TE Marv Cook (16); WR Greg McMurtry (12), Michael Timpson (2), Jon Vaughn (1); QB Hugh Millen (13), Tommy Hodson (3); RB Leonard Russell (15), John Stephens (1); FB Ivy Joe Hunter (11), J. Stephens (2); George Adams (1), J. Vaughn (1); 2nd TE Ben Coates (2).

Defense: LE Ray Agnew (9), Garin Veris (3), Brent Williams (3), Marion Hobby (1); NT Tim Goad (15), Fred Smerlas (1); RE B. Williams (13), R. Agnew (1), Sean Smith (1), G. Veris (1); LOLB Andre Tippett (16); LILB Eugene Lockhart (13), RILB Vincent Brown (16); ROLB Chris Singleton (11), David Howard (5); LCB Ronnie Lippett (13), Tim Gordon (1), Jerome Henderson (1), Mickey Washington (1); RCB Maurice Hurst (14), M. Washington (2); SS Harry Colon, T. Gordon (1), M. Washington (1); FS Fred Marion (11), T. Gordon (5); 5th DB David Pool (3).

1991 Coaching Staff: Joel Collier Asst. Running Backs/ Receivers, Joe Collier, Defensive Coordinator, Dick Coury, Offensive Coordinator, Ivan Fears, Wide Receivers, Norm Gerber, Inside Linebackers, Bobby Grier, Offensive Backfield, Rod Humenuik, Offensive Line, Stan Jones, Defensive Line, Myrel Moore, Outside Linebackers, Dante Scarnecchia, Special Teams/TE's , Dave Uyrus, Asst. Special Teams/Defensive Line, Charlie West, Defensive Backs.

Pro Bowl (2): T Bruce Armstrong (2), TE Marv Cook (1).

PASSING	ATT	CMP	YARDS	CMP%	YDS/ATT	TD	TD%	INT	INT%	LG	SK/YDS	RATING
Millen	409	246	3073	60.1	7.51	9	2.2	18	4.4	60t	54/379	72.5
Hodson	68	36	345	52.9	5.07	1	1.5	4	5.9	32	9/57	47.7
Vaughn	2	1	13	50.0	6.50	1	50.0	0	0.0	13t	0/0	110.4
Fryar	1	0	0	0.0	0.00	0	0	0	0	0	0/0	--
McCarthy	1	1	11	100.0	11.0	0	0.0	0	0.0	11	0/0	112.5
Patriots	**481**	**284**	**3442**	**59.0**	**7.16**	**11**	**2.3**	**22**	**4.6**	**60t**	**63/436**	**69.7**
Opps.	**565**	**335**	**4035**	**59.3**	**7.14**	**25**	**4.4**	**12**	**2.1**	**65t**	**25/183**	**87.1**

1992 Final Offensive Statistics (2-14)

Head Coach: Dick MacPherson (2-14) • Fifth in AFC-East • Home Stadium: Foxboro Stadium

DATE	W/L	SCORE	OPPONENT	ATTENDANCE
9/06		BYE WEEK		
9/13	L	0-14	at LA Rams	40,402
9/20	L	6-10	Seattle	42,327
9/27	L	7-41	Buffalo	52,527
10/4	L	21-30	at NY Jets	60,108
10/11	L	12-24	San Francisco	54,126
10/18	L	17-38	at Miami	57,282
10/25	L	17-19	Cleveland	32,219
11/01	L	7-16	at Buffalo	78,268
11/08	L	14-31	New Orleans	45,413
11/15	W	37-34	at Indianapolis OT	42,631
11/22	W	24-3	NY Jets	27,642
11/29	L	0-34	at Atlanta	54,494
12/06	L	0-6	Indianapolis	19,429
12/13	L	20-27	at Kansas City	52,208
12/20	L	10-20	at Cincinnati	45,355
12/27	L	13-16	Miami OT	34,726

Team Statistics

	PATS	OPP
TOTAL FIRST DOWNS	**215**	**292**
By Rushing	71	112
By Passing	130	149
By Penalty	14	31
Third Down: Md/Att.	72/223	77/214
Third Down: Eff.	32.3	36.0
Fourth Down: Md/Att.	8/19	6/15
Fourth Down: Eff.	42.1	40.0
POSSESSION AVG.	**28:28**	**31:32**
TOTAL NET YARDS	**3584**	**5048**
Avg. per Game	224.0	315.5
Total Offensive Plays	928	1000
Avg. per Play	3.9	5.0
NET YARDS RUSHING	**1550**	**1951**
Total Rushing Plays	419	521
Avg. per Game	96.6	121.9
NET YARDS PASSING	**2034**	**3097**
Avg. per Game	127.1	193.6
Sacked/Yards Lost	65/458	20/114
Gross Yards Passing	2492	3211
Att./Completions	444/244	459/258
Completion Pct.	55.0	56.2
Had Intercepted	19	14
PUNTS/AVERAGE	**103/40.9**	**75/40.6**
NET PUNTING AVG.	**35.4**	**35.3**
PENALTIES/YARDS	**111/1051**	**90/673**
FUMBLES/BALLS LOST	**43/26**	**30/15**
TOUCHDOWNS	**25**	**40**
Rushing	6	15
Passing	13	22
Returns	6	3

Score by Periods	1	2	3	4	OT	Total
Patriots	61	51	32	58	3	205
Opponents	84	80	88	108	3	363

SCORING	TD	Ru	Pa	Rt	PAT	FG	S	TP
Baumann	0	0	0	0	22/24	11/17	0	55
Fryar	4	0	4	0	0	0	0	24
Coates	3	0	3	0	0	0	0	18
Brown	2	0	2	0	0	0	0	12
Cook	2	0	2	0	0	0	0	12
Russell	2	2	0	0	0	0	0	12
Stephens	2	2	0	0	0	0	0	12
Turner	2	0	2	0	0	0	0	12
Vaughn	2	1	0	1	0	0	0	12
Gash	1	1	0	0	0	0	0	6
Goad	1	0	0	1	0	0	0	6
McMurtry	1	0	1	0	0	0	0	6
Pool	1	0	0	1	0	0	0	6
Singleton	1	0	0	1	0	0	0	6
Timpson	1	0	1	0	0	0	0	6
PATRIOTS	**25**	**6**	**13**	**6**	**22/25**	**11/17**	**0**	**205**
Opponent	**40**	**15**	**22**	**3**	**40/40**	**27/41**	**1**	**363**

RUSHING	NO	YDS	AVG	LG	TD
Vaughn	113	451	4.0	36	1
Russell	123	390	3.2	23	2
Stephens	75	277	3.7	19	2
Lockwood	35	162	4.6	23	0
Millen	17	108	6.4	26	0
Zolak	18	71	3.9	19	0
Turner	10	40	4.0	11	0
Carlson	11	32	2.9	7	0
Hodson	5	11	2.2	5	0
Gash	5	7	1.4	4	1
Fryar	1	6	6.0	6	0
McMurtry	2	3	1.5	2	0
Coates	1	2	2.0	2	0
McCarthy	3	-10	-3.3	0	0
Patriots	**419**	**1550**	**3.7**	**36**	**6**
Opponents	**521**	**1951**	**3.7**	**53**	**15**

RECEIVING	NO	YDS	AVG	LG	TD
Fryar	55	791	14.4	54t	4
Cook	52	413	7.9	27	2
McMurtry	35	424	12.1	65t	1
Timpson	26	315	12.1	25	1
Stephens	21	161	7.7	32	0
Coates	20	171	8.6	22t	3
Vaughn	13	84	6.5	28	0
Russell	11	24	2.2	12	0
Turner	7	52	7.4	19t	2
Stanley	3	63	21.0	36	0
Hodson	1	-6	-6.0	-6	0
Patriots	**244**	**2492**	**10.2**	**65t**	**13**
Opponents	**258**	**3211**	**12.4**	**56**	**22**

INTERCEPTIONS	NO	YOS	AVG	LG	TD
Henderson	3	43	14.3	34	0
Hurst	3	29	9.7	27	0
Pool	2	54	27.0	41t	1
Robbins	2	27	13.5	20	0
Singleton	1	82	82.0	82t	1
Brown	1	49	49.0	49t	1
Howard	1	1	1.0	1	0
Smith	1	0	0.0	0	0
Patriots	**14**	**285**	**20.4**	**82t**	**3**
Opponents	**19**	**232**	**12.2**	**47**	**0**

PUNTING	NO	YOS	AVG	NET	TB	IN20	LG	BLK
McCarthy	103	4212	40.9	35.4	4	18	61	0
Patriots	**103**	**4212**	**40.9**	**35.4**	**4**	**18**	**61**	**0**
Opp.	**75**	**3045**	**40.6**	**35.3**	**6**	**27**	**59**	**0**

PUNT RETURNS	NO	FC	YOS	AVG	LG	TD
Stanley	28	17	227	8.1	50	0
Timpson	8	2	47	5.9	14	0
Lambert	1	0	0	0.0	0	0
Fryar	0	1	0	0.0	0	0
Patriots	**37**	**20**	**274**	**7.4**	**50**	**0**
Opponents	**59**	**21**	**484**	**8.2**	**53t**	**1**

Sacks: Tippett 7.0, B. Williams 4.0, Goad 2.5, Agnew 1.0, Edwards 1.0, Howard 1.0, Lambert 1.0, Rembert 1.0, Sabb 1.0, Brown 0.5. Patriots 20.0, Opponents 65.0.

KICK RETURNS	NO	YDS	AVG	LG	TD
Stanley	29	529	18.2	40	0
Vaughn	20	564	28.2	100t	1
Lockwood	11	233	21.2	36	0
Timpson	2	28	14.0	28	0
Hobby	1	11	11.0	11	0
Turner	1	11	11.0	11	0
Patriots	**64**	**1376**	**21.5**	**100t**	**1**
Opponents	**45**	**749**	**16.6**	**39**	**0**

FIELD GOALS	1-19	20-29	30-39	40-49	50+
Baumann	2/2	4/4	3/7	2/4	0/0
Patriots	**2/2**	**4/4**	**3/7**	**2/4**	**0/0**
Opp.	**0/0**	**9/10**	**11/16**	**6/12**	**1/3**

Baumann: (38n) (-) (-) (39n) (24G,44G) (19G,44b) (30G) (-) (-) (36G,44G,18G) (32G) (48n) (37n) (38n) (27G) (25G, 29G).

Opponents: (47n,39n,25n) (25G,33n) (42G,30G) (37G,40G,47G) (51n,36G) (34G) (29G,28G,21G,54n,44n,31n,32G) (-) (46G) (35n,42n,48G,33G) (27G) (43n, 26G,54G) (31n,30G,48G) (30G, 26G) (47n,42n,21G,39G) (38G,23G,35G).

Starters: Offense: WR Irving Fryar (14), Michael Timpson (2); LT Bruce Armstrong (8), Pat Harlow (8); LG Reggie Redding (14), Calvin Stephens (1), Larry Williams (1); C Gene Chilton (16); RG L. Williams (8), Eugene Chung (6), Gregg Rakoczy (2); RT P. Harlow (8), E. Chung (8); TE Marv Cook (15), Ben Coates (1); WR Greg McMurtry (15); QB Hugh Millen (7), Scott Zolak (4), Tommy Hodson (3), Jeff Carlson (2); RB Leonard Russell (10), Jon Vaughn (5), John Stephens (1); FB J. Stephens (15), Kevin Turner (1); 3rd TE B. Coates (1).

Defense: LE Ray Agnew (14), Tim Edwards (1), Marion Hobby (1); NT Tim Goad (16); RE Brent Williams (15), M. Hobby (1); LOLB Andre Tippett (13), Dwayne Sabb (2), Vincent Brown (1); LILB V. Brown (12), Johnny Rembert (2), David Howard (1), Eugene Lockhart (1); RILB J. Rembert (8), E. Lockhart (7); ROLB D. Howard (9), Chris Singleton (7); LCB David Pool (14), Jerome Henderson (2); RCB Maurice Hurst (16); SS Tim Gordon (7), Reggie Robbins (6), Roger Brown (2); J. Henderson (1); FS R. Robbins (9), J. Henderson (6), R. Brown (1).

1992 Coaching Staff: Joel Collier, Asst. Running Backs/ Receivers, Joe Collier, Defensive Coordinator, Dick Coury, Offensive Coordinator, Ivan Fears, Wide Receivers, Norm Gerber, Inside Linebackers, Bobby Grier, Offensive Backfield, Rod Humenuik, Offensive Line, Stan Jones, Defensive Line, Myrel Moore, Outside Linebackers, Dante Scarnecchia, Special Teams/TE's , Dave Uyrus, Asst. Special Teams/Defensive Line, Charlie West, Defensive Backs.

Pro Bowl (1): TE Marv Cook (2).

PASSING	ATT	CMP	YARDS	CMP%	YDS/ATT	TD	TD%	INT	INT%	LG	SK/YDS	RATING
Millen	203	124	1203	61.1	5.93	8	3.9	10	4.9	39	33/204	70.3
Zolak	100	52	561	52.0	5.61	2	2.0	4	4.0	65t	17/137	58.8
Hodson	91	50	496	54.9	5.45	2	2.2	2	2.2	54t	12/96	68.8
Carlson	49	18	232	36.7	4.73	1	2.0	3	6.1	40	3/21	33.7
McMurtry	1	0	0	0.0	0.00	0	0.0	0	0.0	0	0/0	--
Patriots	**444**	**244**	**2492**	**55.0**	**5.61**	**13**	**2.9**	**19**	**4.3**	**65t**	**65/458**	**63.2**
Opps.	**459**	**258**	**3211**	**56.2**	**7.00**	**22**	**4.8**	**14**	**3.1**	**56**	**20/114**	**81.3**

1993 Final Offensive Statistics (5-11)

Head Coach: Bill Parcells (5-11) • Fourth in AFC-East • Home Stadium: Foxboro Stadium

DATE	W/L	SCORE	OPPONENT	ATTENDANCE
9/05	L	14-38	at Buffalo	79,751
9/12	L	16-19	Detroit OT	54,151
9/19	L	14-17	Seattle	50,392
9/26	L	7-45	at NY Jets	64,836
10/03			BYE WEEK	
10/10	W	23-21	at Phoenix	36,115
10/17	L	14-28	Houston	51,037
10/24	L	9-10	at Seattle	56,526
10/31	L	6-9	at Indianapolis	46,522
11/07	L	10-13	Buffalo OT	54,326
11/14			BYE WEEK	
11/21	L	13-17	at Miami	59,982
11/28	L	0-6	NY Jets	42,810
12/05	L	14-17	at Pittsburgh	51,358
12/12	W	7-2	Cincinnati	29,794
12/19	W	20-17	at Cleveland	48,618
12/26	W	38-0	Indianapolis	26,571
1/02/94	W	33-27	Miami OT	53,883

Team Statistics

	PATS	OPP
TOTAL FIRST DOWNS	**315**	**269**
By Rushing	116	97
By Passing	169	161
By Penalty	30	11
Third Down: Md/Att.	92/237	96/231
Third Down: Eff.	38.8	41.6
Fourth Down: Md/Att.	13/27	5/13
Fourth Down: Eff.	48.1	38.5
POSSESSION AVG.	**29:43**	**30:17**
TOTAL NET YARDS	**5065**	**4796**
Avg. per Game	316.6	299.8
Total Offensive Plays	1091	1013
Avg. per Play	4.6	4.7
NET YARDS RUSHING	**1780**	**1951**
Total Rushing Plays	502	505
Avg. per Game	111.3	121.9
NET YARDS PASSING	**3285**	**2845**
Avg. per Game	205.3	177.8
Sacked/Yards Lost	23/127	34/242
Gross Yards Passing	3412	3087
Att./Completions	566/289	474/280
Completion Pct.	51.1	59.1
Had Intercepted	24	13
PUNTS/AVERAGE	**76/40.7**	**90/41.2**
NET PUNTING AVG.	**34.8**	**34.7**
PENALTIES/YARDS	**65/468**	**111/803**
FUMBLES/BALLS LOST	**30/10**	**20/9**
TOUCHDOWNS	**26**	**32**
Rushing	9	9
Passing	17	20
Returns	0	3

Score by Periods	1	2	3	4	OT	Total
Patriots	33	60	54	85	6	238
Opponents	41	103	26	110	6	286

SCORING	TD	Ru	Pa	Rt	PAT	FG	S	TP
Sisson	0	0	0	0	15/15	14/26	0	57
Coates	8	0	8	0	0	0	0	48
Russell	7	7	0	0	0	0	0	42
Bahr	0	0	0	0	10/10	5/5	0	25
Brisby	2	0	2	0	0	0	0	12
Timpson	2	0	2	0	0	0	0	12
Turner	2	0	2	0	0	0	0	12
Cook	1	0	1	0	0	0	0	6
Crittenden	1	0	1	0	0	0	0	6
Croom	1	1	0	0	0	0	0	6
Gash	1	1	0	0	0	0	0	6
McMurtry	1	0	1	0	0	0	0	6
Patriots	**26**	**9**	**17**	**0**	**25/25**	**19/31**	**0**	**238**
Opponent	**32**	**9**	**20**	**3**	**32/32**	**20/24**	**1**	**286**

RUSHING	NO	YDS	AVG	LG	TD
Russell	300	1088	3.6	21	7
Turner	50	231	4.6	49	0
Croom	60	198	3.3	22	1
Gash	48	149	3.1	14	1
Bledsoe	32	82	2.6	15	0
Secules	8	33	4.1	13	0
Saxon	2	2	1.0	2	0
Zolak	1	0	0.0	0	0
Crittenden	1	-3	-3.0	-3	0
Patriots	**502**	**1780**	**3.5**	**49**	**9**
Opponents	**505**	**1951**	**3.9**	**57**	**9**

RECEIVING	NO	YDS	AVG	LG	TD
Coates	53	659	12.4	54t	8
Brisby	45	626	13.9	39	2
Timpson	42	654	15.6	48	2
Turner	39	333	8.5	26	2
Russell	26	245	9.4	69	0
McMurtry	22	241	11.0	20	1
Cook	22	154	7.0	17	1
Crittenden	16	293	18.3	44	1
Gash	14	93	6.6	15	0
Croom	8	92	11.5	21	0
T. Brown	2	22	11.0	14	0
Patriots	**289**	**3412**	**11.8**	**82**	**17**
Opponents	**280**	**3087**	**11.0**	**56**	**20**

INTERCEPTIONS	NO	YDS	AVG	LG	TD
Hurst	4	53	13.3	24	0
Wren	3	-7	-2.3	2	0
Barnett	1	40	40.0	40	0
V. Brown	1	24	24.0	24	0
Collins	1	8	8.0	8	0
Thompson	1	4	4.0	4	0
Lambert	1	0	0.0	0	0
Ray	1	0	0.0	0	0
Patriots	**13**	**122**	**9.4**	**40**	**0**
Opponents	**24**	**201**	**8.4**	**34**	**1**

PUNTING	NO	YDS	AVG	NET	TB	IN20	LG	BLK
Saxon	73	3096	42.4	34.8	7	25	59	3
Patriots	**76**	**3096**	**40.7**	**34.8**	**7**	**25**	**59**	**3**
Opp.	**90**	**3709**	**41.2**	**34.7**	**6**	**19**	**58**	**0**

PUNT RETURNS	NO	FC	YDS	AVG	LG	TD
T. Brown	25	9	224	9.0	19	0
Harris	23	4	201	8.7	21	0
Crittenden	2	1	37	18.5	30	0
Smith	1	0	0	0.0	0	0
Patriots	**51**	**14**	**462**	**9.1**	**30**	**0**
Opponents	**34**	**6**	**313**	**9.2**	**47t**	**1**

KICK RETURNS	NO	YDS	AVG	LG	TD
Crittenden	23	478	20.8	44	0
T. Brown	15	243	16.2	29	0
Harris	6	90	15.0	19	0
Sabb	2	0	0.0	0	0
Cook	1	8	8.0	8	0
Coates	0	0	0.0	0	0

Patriots	**47**	**819**	**17.4**	**44**	**0**
Opponents	**44**	**921**	**20.9**	**42**	**0**

Sacks: Slade 9.0, Tippett 8.5, A. Jones 3.5, Pitts 3.0, Sabb 2.0, Williams 2.0, Agnew 1.5, Brown 1.0, Collins 1.0, Hurst 1.0, Thompson 1.0, Goad 0.5. Patriots, 34.0, Opponents, 23.0.

FIELD GOALS	1-19	20-29	30-39	40-49	50+
Sisson	1/1	8/13	3/4	2/6	0/2
Bahr	1/1	1/1	3/3	0/0	0/0
Patriots	**2/2**	**9/14**	**6/7**	**2/6**	**0/2**
Opp.	**0/0**	**12/12**	**7/7**	**1/2**	**0/3**

Sisson: (-) (26G,21G,32G,28wr) (54s) (-) (37wl,29G,23G,31G) (42b) (48s,41wr, 36G,25G,19G) (40G,45wl,26G) (28wr, 27G) (28G,26wl,40G) (54wl,28b) (-) (27wr).

Bahr: (23G,34G) (19G) (31G,37G).

Opponents: (28G) (52wr,22G,26G,23G, 38G) (52wl,24G) (53wl,42G) (-) (-) (30G) (27G,38G,37G) (40wl,27G,32G) (23G) (33G,23G) (35G) (-) (23G) (-) (29G,24G).

Starters: Offense: WR Vincent Brisby (12), Ray Crittenden (1); LT Bruce Armstrong (16); LG Eugene Chung (16); C Mike Arthur (12), Bill Lewis (5); RG Rich Baldinger (15), Todd Rucci (1); RT Pat Harlow (16); TE Marv Cook (12), Ben Coates (4); WR Greg McMurtry (8), Michael Timpson (7); QB Drew Bledsoe (12), Scott Secules (4); RB Leonard Russell (15), Corey Croom (1); FB Kevin Turner (9), Sam Gash (4); 2nd TE B. Coates (6); 3rd WR R. Crittenden (1). **Defense:** LE Mike Pitts (15), Ray Agnew (1); NT Tim Goad (15); RE John Washington (13), Brent Williams (2); LOLB Andre Tippett (16); LILB Vincent Brown (16); RILB Todd Collins (12), Chris Singleton (4); ROLB Dwayne Sabb (7), Chris Slade (5), Aaron Jones (1); LCB Rod Smith (7), Daryl Wren (5), Reyna Thompson (4); RCB Maurice Hurst (16); SS Corwin Brown (12), Adrian White (4); FS Harlon Barnett (12), Dion Lambert (3), Terry Ray (1).

1993 Coaching Staff: Dave Atkins, Offensive Backs, Romeo Crennel, Defensive Line, Al Groh, Defensive Coordinator/Linebackers, Fred Hoaglin, Offensive Line, Chris Palmer, Wide Receivers, Johnny Parker, Strength/Conditioning, Ray Perkins, Offensive Coordinator, Dante Scarnecchia, Special Assistant, Mike Sweatman, Special Teams, Bob Trott, Defensive Backs, Charlie Weis, Tight Ends.

Pro Bowl (0)

PASSING	ATT	CMP	YARDS	CMP%	YDS/ATT	TD	TD%	INT	INT%	LG	SK/YDS	RATING
Bledsoe	429	214	2494	49.9	5.81	15	3.5	15	3.5	54t	16/99	65.0
Secules	134	75	918	56.0	6.85	2	1.5	9	6.7	82	7/28	54.3
Zolak	2	0	0	0.0	0.00	0	0.0	0	0.0	0	0/0	39.6
Turner	1	0	0	0.0	0.00	0	0.0	0	0.0	0	0/0	39.6
Patriots	**566**	**289**	**3412**	**51.1**	**6.03**	**17**	**3.0**	**24**	**4.2**	**82**	**23/127**	**62.1**
Opps.	**474**	**280**	**3087**	**59.1**	**6.51**	**20**	**4.2**	**13**	**2.7**	**56**	**34/242**	**81.1**

1994 Final Offensive Statistics (10-6)

Head Coach: Bill Parcells (10-6) • Second in AFC-East • Home Stadium: Foxboro Stadium

DATE	W/L	SCORE	OPPONENT	ATTENDANCE
9/04	L	35-39	at Miami	69,613
9/11	L	35-38	Buffalo	60,274
9/18	W	31-28	at Cincinnati	46,640
9/25	W	23-17	at Detroit	59,618
10/02	W	17-16	Green Bay	57,522
10/09	L	17-21	LA Raiders	59,889
10/16	L	17-24	at NY Jets	71,123
10/23			BYE WEEK	
10/30	L	3-23	Miami	59,167
11/06	L	6-13	at Cleveland	73,878
11/13	W	26-20	Minnesota OT	58,382
11/20	W	23-17	San Diego	59,690
11/27	W	12-10	at Indianapolis	43,839
12/04	W	24-13	NY Jets	60,138
12/11	W	28-13	Indianapolis	57,656
12/18	W	41-17	at Buffalo	56,784
12/24	W	13-3	at Chicago	60,178
AFC PLAYOFFS				
1/1/95	L	13-20	at Cleveland	77,452

Team Statistics

	PATS	OPP
TOTAL FIRST DOWNS	**348**	**280**
By Rushing	83	86
By Passing	243	173
By Penalty	22	21
Third Down: Md/Att.	106/257	72/215
Third Down: Eff.	41.2	33.5
Fourth Down: Md/Att.	18/35	6/16
Fourth Down: Eff.	51.4	37.5
POSSESSION AVG.	**32:08**	**27:52**
TOTAL NET YARDS	**5776**	**5207**
Avg. per Game	361.0	325.4
Total Offensive Plays	1199	1006
Avg. per Play	4.8	5.2
NET YARDS RUSHING	**1332**	**1760**
Total Rushing Plays	478	422
Avg. per Game	83.3	110.0
NET YARDS PASSING	**4444**	**3447**
Avg. per Game	277.8	215.4
Sacked/Yards Lost	22/139	39/290
Gross Yards Passing	4583	3737
Att./Completions	699/405	545/298
Completion Pct.	57.9	54.7
Had Intercepted	27	22
PUNTS/AVERAGE	**69/41.2**	**83/40.2**
NET PUNTING AVG.	**35.7**	**34.6**
PENALTIES/YARDS	**78/597**	**111/795**
FUMBLES/BALLS LOST	**28/11**	**34/18**
TOUCHDOWNS	**39**	**36**
Rushing	12	11
Passing	25	21
Returns	2	4

Score by Periods	1	2	3	4	OT	Total
Patriots	46	95	94	110	6	351
Opponents	53	133	56	70	-	312

SCORING	TD	Ru	Pa	Rt	PAT	FG	S	TP
Bahr	0	0	0	0	36/36	27/34	0	117
Butts	8	8	0	0	0	0	0	48
Coates	7	0	7	0	0	0	0	42
Thompson	7	2	5	0	0	0	0	42
Brisby	5	0	5	0	0	0	0	30
Crittenden	3	0	3	0	0	0	0	18
Timpson	3	0	3	0	0	0	0	18
Turner	3	1	2	0	0	0	0	18
Reynolds	2	0	0	2	0	0	0	12
Thomas	1	1	0	0	0	0	0	6
O'Neill	0	0	0	0	0	0/1	0	0
PATRIOTS	**39**	**12**	**25**	**2**	**36/36**	**27/35**	**0**	**351**
Opponent	**36**	**11**	**21**	**4**	**32/33**	**20/25**	**0**	**312**

2-Pt. Conversions: Patriots 0-2, Opp: 2-3.

RUSHING	NO	YDS	AVG	LG	TD
Butts	243	703	2.9	26	8
Thompson	102	312	3.1	13	2
Turner	36	111	3.1	13	1
Gash	30	86	2.9	10	0
Thomas	19	67	3.5	13	1
Bledsoe	44	40	0.9	7	0
Timpson	2	14	7.0	10	0
Coates	1	0	0.0	0	0
Zolak	1	-1	-1.0	-1	0
Patriots	**478**	**1332**	**2.8**	**26**	**12**
Opponents	**422**	**1760**	**4.2**	**52**	**11**

RECEIVING	NO	YDS	AVG	LG	TD
Coates	96	1174	12.2	62t	7
Timpson	74	941	12.7	37	3
Thompson	65	465	7.2	27t	5
Brisby	58	904	15.6	43	5
Turner	52	471	9.1	32	2
Crittenden	28	379	13.5	32	3
Burke	9	86	9.6	17	0
Gash	9	61	6.8	19	0
Butts	9	54	6.0	15	0
Hawkins	2	22	11.0	14	0
Thomas	2	15	7.5	9	0
Harris	1	11	11.0	11	0
Patriots	**405**	**4583**	**11.3**	**62t**	**25**
Opponents	**298**	**3737**	**12.5**	**65t**	**21**

INTERCEPTIONS	NO	YDS	AVG	LG	TD
Hurst	7	68	9.7	24	0
H. Barnett	3	51	17.0	24	0
V. Brown	3	22	7.3	12	0
Guyton	2	18	9.0	15	0
Smith	2	10	5.0	10	0
Sabb	2	6	3.0	5	0
Whigham	1	21	21.0	21	0
Reynolds	1	11	11.0	11t	1
Ray	1	2	2.0	2	0
Patriots	**22**	**209**	**9.5**	**24**	**1**
Opponents	**27**	**252**	**9.3**	**90t**	**2**

PUNTING	NO	YDS	AVG	NET	TB	IN20	LG	BLK
O'Neill	69	2841	41.2	35.7	6	25	67	0
Patriots	**69**	**2841**	**41.2**	**35.7**	**6**	**25**	**67**	**0**
Opp.	**83**	**3333**	**40.2**	**34.6**	**4**	**21**	**53**	**0**

PUNT RETURNS	NO	FC	YDS	AVG	LG	TD
T. Brown	24	10	202	8.4	38	0
Crittenden	19	6	155	8.2	26	0
Harris	3	0	26	8.7	12	0
Patriots	**46**	**16**	**383**	**8.3**	**38**	**0**
Opponents	**34**	**9**	**260**	**7.6**	**30**	**0**

KICK RETURNS	NO	YDS	AVG	LG	TD
Crittenden	24	460	19.2	36	0
Thompson	18	376	20.9	30	0
Croom	10	172	17.2	24	0
Burke	3	11	3.7	6	0
Thomas	3	40	13.3	16	0
T. Brown	1	14	14.0	14	0
DeOssie	1	14	14.0	14	0
Gash	1	9	9.0	9	0
Guyton	1	-1	-1.0	-1	0
Timpson	1	28	28.0	28	0
Patriots	**63**	**1123**	**17.8**	**36**	**0**
Opponents	**63**	**1375**	**21.8**	**80t**	**1**

Sacks: Slade 9.5, M. Jones 6.0, McGinest 4.5, A. Jones 4.0, Sabb, 3.5, Goad 3.0, Hurst 2.0, Reynolds 2.0, V. Brown 1.5, T. Barnett 1.0, Pitts 1.0, Agnew 0.5, Smith 0.5. Patriots 39.0, Opponents 22.0.

FIELD GOALS	1-19	20-29	30-39	40-49	50+
Bahr	0/0	14/14	9/12	4/8	0/0
O'Neill	0/0	0/0	0/0	0/1	0/0
Patriots	**0/0**	**14/14**	**9/12**	**4/9**	**0/0**
Opp.	**0/0**	**5/5**	**5/8**	**8/10**	**2/2**

Bahr: (-) (-) (43G, 24G,28G, 35G) (20G,28G,21G) (48s, 32wl,33G) (24G) (40G) (48G)(20G,39G) (38G,39wl, 23G)(44wr,39G, 48wl,38G,23G) (22G, 37G,25G,42G) (33G) (36wl) (33G,20G) (29G,22G,46wl).

O'Neill: (-) (-) (-) (-) (-) (-) (47s) (-) (-) (-) (-) (-) (-) (-) (-) (-).

Opponents: (42G) (32G) (-) (27G) (27G) (-) (32wl,37G) (44G,50G,48G) (33G,41G) (40G,33G) (48s,34G) (42wr,50G) (46G, 26G) (27G,47G) (24G) (44G,38B,36wl).

Starters: Offense: WR Vincent Brisby (11), Ray Crittenden (1); LT Bruce Armstrong (16); LG Bob Kratch (16); C Mike Arthur (11), Mike Gisler (5); RG Todd Rucci (10), Doug Skene (6); RT Pat Harlow (16); TE Ben Coates (16); WR Michael Timpson (14), R. Crittenden (1); QB Drew Bledsoe (16); RB Marion Butts (15), Leroy Thompson (1); FB Kevin Turner (9), Sam Gash (6); 2nd TE John Burke (6).

Defense: LE Mike Pitts (16); NT Tim Goad (13), Ray Agnew (3); RE Mike Jones (16); LOLB Dwayne Sabb (8), Willie McGinest (7); LILB Vincent Brown (16); RILB Todd Collins (7), David Bavaro (5); Marty Moore (4); ROLB Chris Slade (16); LCB Ricky Reynolds (10), Rod Smith (6); RCB Maurice Hurst (16); SS Harlon Barnett (16); FS Myron Guyton (16); 5th DB R. Smith (1).

1994 Coaching Staff: Maurice Carthon, Offensive Assistant, Romeo Crennel, Defensive Line, Al Groh, Defensive Coordinator/ Linebackers, Fred Hoaglin, Offensive Line, Chris Palmer, Wide Receivers, Johnny Parker, Strength/ Conditioning, Ray Perkins, Offensive Coordinator, Mike Pope, Running Backs, Dante Scarnecchia, Special Assistant, Mike Sweatman, Special Teams, Bob Trott, Defensive Backs, Charlie Weis, Tight Ends.

Pro Bowl (3): T Bruce Armstrong (3), QB Drew Bledsoe (1), TE Ben Coates (1).

PASSING	ATT	CMP	YARDS	CMP%	YDS/ATT	TD	TD%	INT	INT%	LG	SK/YDS	RATING
Bledsoe	691	400	4555	57.9	6.59	25	3.6	27	3.9	62t	22/139	73.6
Zolak	8	5	28	62.5	3.50	0	0.0	0	0.0	13	0/0	68.8
Patriots	**699**	**405**	**4583**	**57.9**	**6.56**	**25**	**3.6**	**27**	**3.9**	**62t**	**22/139**	**73.5**
Opps.	**545**	**298**	**3737**	**54.7**	**6.86**	**21**	**3.9**	**22**	**4.0**	**65t**	**39/290**	**72.2**

1995 Final Offensive Statistics (6-10)

Head Coach: Bill Parcells (6-10) • Fourth in AFC-East • Home Stadium: Foxboro Stadium

DATE	W/L	SCORE	OPPONENT	ATTENDANCE
9/3	W	17-14	Cleveland	60,126
9/10	L	3-20	Miami	60,239
9/17	L	3-28	at San Francisco	66,179
9/24			BYE WEEK	
10/1	L	17-30	at Atlanta	47,114
10/8	L	3-37	Denver	60,074
10/15	L	26-31	at Kansas City	77,992
10/23	W	27-14	Buffalo	60,203
10/29	L	17-20	Carolina OT	60,064
11/5	W	20-7	at NY Jets	61,462
11/12	W	34-17	at Miami	70,339
11/19	L	10-24	Indianapolis	59,544
11/26	W	35-25	at Buffalo	69,384
12/3	L	17-31	New Orleans	59,876
12/10	W	31-28	NY Jets	46,617
12/16	L	27-41	at Pittsburgh	57,158
12/23	L	7-10	at Indianapolis	54,685

Team Statistics

	PATS	OPP
TOTAL FIRST DOWNS	**335**	**308**
Rushing	106	106
Passing	207	181
Penalty	22	21
3rd Down: Made/Att.	99/260	80/215
3rd Down %	38.1	37.2
4th Down: Made/Att.	17/39	7/13
4th Down %	43.6	53.8
POSSESSION AVG.	**29:33**	**30:27**
TOTAL NET YARDS	**5,457**	**5,764**
Avg. Per Game	341.1	360.3
Total Plays	1,187	1,034
Avg. Per Play	4.6	5.6
NET YARDS RUSHING	**1,866**	**1,878**
Avg. Per Game	116.6	117.4
Total Rushes	474	448
NET YARDS PASSING	**3,591**	**3,886**
Avg. Per Game	224.4	242.9
Sacked/Yds Lost	27/198	37/221
Gross Yards	3,789	4,107
Att./Completions	686/351	549/342
Completion Pct.	51.2	62.3
Had Intercepted	16	15
PUNTS/ AVERAGE	**79/39.2**	**86/38.8**
NET PUNTING AVG.	**79/32.9**	**86/32.0**
PENALTIES/YARDS	**84/676**	**104/816**
FUMBLES/BALLS LOST	**32/20**	**24/14**
TOUCHDOWNS	**32**	**44**
Rushing	16	12
Passing	14	29
Returns	2	3

Score by Periods	1	2	3	4	OT	Total
PATRIOTS	**49**	**84**	**59**	**102**	**-**	**294**
Opponents	**60**	**143**	**72**	**99**	**3**	**377**

SCORING	TD	Ru	Pa	Rt	PAT	FG	S	TP
Bahr	0	0	0	0	27/27	23/33	0	96
Martin	15	14	1	0	0/0	0/0	0	92
Coates	6	0	6	0	0/0	0/0	0	36
Brisby	3	0	3	0	0/0	0/0	0	18
Meggett	2	2	0	0	0/0	0/0	0	16
Graham	2	0	2	0	0/0	0/0	0	12
Brown, T.	1	0	0	1	0/0	0/0	0	6
Gash	1	0	1	0	0/0	0/0	0	6
Moore, W.	1	0	1	0	0/0	0/0	0	6
Slade	1	0	0	1	0/0	0/0	0	6
PATRIOTS	**32**	**16**	**14**	**2**	**27/27**	**23/33**	**0**	**294**
Opponent	**44**	**12**	**29**	**3**	**40/41**	**23/32**	**0**	**377**

2-Pt. Conversions: Meggett 2, Martin. Patriots 3-5, Opp. 2-3.

RUSHING	NO	YDS	AVG	LG	TD
Martin	368	1,487	4.0	49	14
Meggett	60	250	4.2	25	2
Croom	13	54	4.2	12	0
Bledsoe	20	28	1.4	15	0
Gash	8	24	3.0	9	0
Zolak	4	19	4.8	12	0
Lee	1	4	4.0	4	0
Patriots	**474**	**1,866**	**3.9**	**49**	**16**
Opponents	**448**	**1,878**	**4.2**	**66t**	**12**

RECEIVING	NO	YDS	AVG	LG	TD
Coates	84	915	10.9	35	6
Brisby	66	974	14.8	72	3
Meggett	52	334	6.4	19	0
Moore, W.	43	502	11.7	33	1
Martin	30	261	8.7	27	1
Gash	26	242	9.3	30	1
Burke	15	136	9.1	21	0
Brown, T.	14	159	11.4	31	0
Graham	10	156	15.6	37t	2
Lee	8	107	13.4	33	0
Croom	1	8	8.0	8	0
Grant	1	4	4.0	4	0
Bledsoe	1	-9	-9.0	-9	0
Patriots	**351**	**3,789**	**10.8**	**72**	**14**
Opponents	**342**	**4,107**	**12.0**	**70t**	**29**

INTERCEPTIONS	NO	YDS	AVG	LG	TD
Brown, V.	4	1	0.3	1	0
Guyton	3	68	22.7	45	0
Law	3	47	15.7	38	0
Reynolds	3	6	2.0	4	0
Ray	1	21	21.0	21	0
Hurst	1	0	0.0	0	0
Patriots	**15**	**143**	**9.5**	**45**	**0**
Opponents	**16**	**161**	**10.1**	**69t**	**1**

PUNTING	NO	YDS	AVG	NET	TB	IN20	LG	BLK
O'Neill	41	1514	36.9	31.2	3	14	57	0
Wagner	37	1557	42.1	35.4	4	13	57	0
Bahr	1	29	29.0	9.0	1	0	29	0
Patriots	**79**	**3100**	**39.2**	**32.9**	**8**	**27**	**57**	**0**
Opp.	**86**	**3339**	**38.8**	**32.0**	**10**	**21**	**64**	**0**

PUNT RETURNS	NO	FC	YDS	AVG	LG	TD
Meggett	45	17	383	8.5	23	0
Patriots	**45**	**17**	**383**	**8.5**	**23**	**0**
Opponents	**40**	**11**	**342**	**8.6**	**42**	**0**

KICK RETURNS	NO	YDS	AVG	LG	TD
Meggett	38	964	25.4	62	0
Brown, T.	31	672	21.7	38	0
Gisler	2	19	9.5	11	0
Lee	1	14	14.0	14	0
Frisch	1	8	8.0	8	0
Burke	1	7	7.0	7	0
Grant	1	7	7.0	7	0
Patriots	**75**	**1,691**	**22.5**	**62**	**0**
Opponents	**67**	**1,405**	**21.0**	**58**	**0**

Sacks: McGinest 11.0, V. Brown 4.0, Collons 4.0, Slade 4.0, M. Jones 3.0, Reynolds 2.5, Barnett 2.0, Lewis 1.5, White 1.5, A. Jones 1.0, Law 1.0, T. Roberts 1.0, Johnson 0.5. Patriots 37.0, Opponents 27.0

FIELD GOALS	1-19	20-29	30-39	40-49	50+
Bahr	1/2	12/12	3/7	5/7	2/5
Patriots	**1/2**	**12/12**	**3/7**	**5/7**	**2/5**
Opp.	**1/1**	**7/8**	**11/15**	**1/4**	**3/4**

Bahr: (21G, 21G, 28G), (29G), (34WR, 43G), (27G), (51G), (29G, 20G), (39G, 42B, 24G), (19S), (41G, 29G), (19S, 55G, 47G),(41G), (29G, 43G), (39G, 43WL), (31WR, 35WL, 30WL, 31G), (23G, 22G), (54s, 55s, 50s).

Opponents: (-), (22G, 54B, 19G), (-), (34G, 54G, 31G, 32G, 33G), (37G, 31G, 51G), (27G), (23G, 23G, 47WL), (38WR, 27G, 39WR, 29G), (-), (29WL, 36G), (36G), (51G, 48G), (24G), (33WR), (43WL, 32G, 32G), (44WL, 35WR, 30G).

Starters: Offense: WR Vincent Brisby (16); LT Bruce Armstrong (16); LG William Roberts (11), Bob Kratch (5); C David Wohlabaugh (11), Jeff Dellenbach (5); RG B. Kratch (11), Todd Rucci (5); RT Max Lane (16); TE Ben Coates (15), John Burke (1); WR Will Moore (13), Kevin Lee (2), Hason Graham (1); QB Drew Bledsoe (15), Scott Zolak (1); RB Curtis Martin (15), Corey Croom (1); FB Sam Gash (12), Rubert Grant (1); 2nd TE J. Burke (3).

Defense: LE Tim Roberts (12), Ferric Collons (3); NT Reggie White (7), Bruce Walker (5), Mike Jones (3); RE Troy Barnett (15), F. Collons (1); LOLB Willie McGinest (16); LILB Vincent Brown (16); RILB Ted Johnson (12), Marty Moore (2), Bobby Abrams (1); ROLB Chris Slade (16); LCB Ricky Reynolds (16); RCB Maurice Hurst (10), Ty Law (6); SS Terry Ray (12), Myron Guyton (4); FS M. Guyton (10), T. Ray (4), Corwin Brown (2); 5th DB Vernon Lewis (2); 6th DB T. Law (1).

1995 Coaching Staff: Maurice Carthon, Offensive Assistant, Romeo Crennel, Defensive Line, Al Groh, Defensive Coordinator/ Linebackers, Fred Hoaglin, Offensive Line, Chris Palmer, Wide Receivers, Johnny Parker, Strength/ Conditioning, Ray Perkins, Offensive Coordinator, Mike Pope, Tight Ends, Dante Scarnecchia, Defensive Asst./LB's, Mike Sweatman, Special Teams, Bob Trott, Defensive Backs, Charlie Weis, Running Backs.

Pro Bowl (3): T Bruce Armstrong (4), TE Ben Coates (2), RB Curtis Martin (1).

PASSING	ATT	CMP	YARDS	CMP%	YDS/ATT	TD	TD%	INT	INT%	LG	SK/YDS	RATING
Bledsoe	636	323	3,507	50.8	5.51	13	2.0	16	2.5	47t	23/170	63.7
Zolak	49	28	282	57.1	5.76	1	2.0	0	0.0	72	4/28	80.5
Meggett	1	0	0	0.0	0.00	0	0.0	0	0.0	0	0/0	39.6
Patriots	**686**	**351**	**3,789**	**51.2**	**5.52**	**14**	**2.0**	**16**	**2.3**	**72**	**27/198**	**64.8**
Opps.	**549**	**342**	**4,107**	**62.3**	**7.48**	**29**	**5.3**	**15**	**2.7**	**70t**	**37/221**	**91.4**

1996 Final Offensive Statistics (11-5)

Head Coach: Bill Parcells (11-5) • First in AFC-East • Home Stadium: Foxboro Stadium

DATE	W/L	SCORE	OPPONENT	ATTENDANCE
09/01	L	10-24	at Miami	71,542
09/08	L	10-17	at Buffalo	78,104
09/15	W	31-0	Arizona	59,118
09/22	W	28-25	Jacksonville OT	59,446
09/29			BYE WEEK	
10/06	W	46-38	at Baltimore	63,569
10/13	L	22-27	Washington	59,638
10/20	W	27-9	at Indianapolis	58,725
10/27	W	28-25	Buffalo	58,858
11/03	W	42-23	Miami	58,942
11/10	W	31-27	at NY Jets	61,715
11/17	L	6-34	Denver	59,452
11/24	W	27-13	Indianapolis	58,226
12/01	W	45-7	at San Diego	59,209
12/08	W	34-10	NY Jets	54,621
12/15	L	6-12	at Dallas	64,578
12/21	W	23-22	at NY Giants	65,387
AFC PLAYOFFS				
1/5/97	W	28-3	Pittsburgh	60,188
1/12/97	W	20-6	Jacksonville	60,190
SUPER BOWL XXXI				
1/26/97	L	21-35	Green Bay	72,301

Team Statistics

	PATS	OPP
TOTAL FIRST DOWNS	**339**	**305**
Rushing	103	102
Passing	206	178
Penalty	30	25
3rd Down: Made/Att	84/228	82/228
3rd Down Pct.	36.8	36.0
4th Down: Made/Att	19/34	12/22
4th Down Pct.	55.9	54.5
POSSESSION AVG.	**30:11**	**29:49**
TOTAL NET YAROS	**5369**	**5305**
Avg. Per Game	335.6	331.6
Total Plays	1085	1063
Avg. Per Play	4.9	5.0
NET YARDS RUSHING	**1468**	**1502**
Avg. Per Game	91.8	93.9
Total Rushes	427	434
NET YARDS PASSING	**3901**	**3803**
Avg. Per Game	243.8	237.7
Sacked/Yards Lost	30/190	33/252
Gross Yards	4091	4055
Att./Completions	628/374	596/322
Completion Pct.	59.6	54.0
Had Intercepted	15	23
PUNTS/AVERAGE	**64/43.2**	**82/42.5**
NET PUNTING AVG.	**64/35.8**	**82/33.6**
PENALTIES/YARDS	**97/716**	**139/1189**
FUMBLES/BALL LOST	**25/12**	**23/11**
TOUCHDOWNS	**48**	**34**
Rushing	15	14
Passing	27	17
Returns	6	3

Score by Periods	1	2	3	4	OT	Total
Patriots	79	123	108	105	3	418
Opponents	59	105	75	74	-	313

SCORING	TD	Ru	Pa	Rt	PAT	FG	S	TP
Vinatieri	0	0	0	0	39/42	27/35	0	120
Martin	17	14	3	0			0	104
Coates	9	0	9	0			0	56
Glenn	6	0	6	0			0	36
Jefferson	4	0	4	0			0	24
Byars LG	2	0	2	0			0	14
Byars TM	2	0	2	0			0	14
Gash	2	0	2	0			0	14
McGinest	2	0	0	2			0	12
Bartrum	1	0	1	0			0	6
C. Brown	1	0	0	1			0	6
Bruschi	1	0	0	1			0	6
Grier	1	1	0	0			0	6
Law	1	0	0	1			0	6
Meggett	1	0	0	1			0	6
Team	**48**	**15**	**27**	**6**	**39/42**	**27/35**	**1**	**418**
Opponent	**34**	**14**	**17**	**3**	**28/28**	**23/29**	**1**	**313**

2-Pt. Conversions: Byars, Coates, Gash, Martin, Team 4-6, Opponents 5-6

RUSHING	NO	YOS	AVG	LG	TO
Martin	316	1152	3.6	57	14
Meggett	40	122	3.1	12	0
Grier	27	105	3.9	26	1
Glenn	5	42	8.4	26	0
Bledsoe	24	27	1.1	8	0
Gash	8	15	1.9	3	0
Jefferson	1	6	6.0	6	0
Byars LG	2	2	1.0	3	0
Byars TM	2	2	1.0	3	0
Zolak	4	-3	-.7	0	0
Team	**427**	**1468**	**3.4**	**57**	**15**
Opponents	**434**	**1502**	**3.5**	**36**	**14**

RECEIVING	NO	YOS	AVG	LG	TO
Glenn	90	1132	12.6	37t	6
Coates	62	682	11.0	84t	9
Jefferson	50	771	15.4	42	4
Martin	46	333	7.2	41	3
Meggett	33	292	8.8	26	0
Gash	33	276	8.4	28	2
Byars LG	32	289	9.0	27	2
Byars TM	27	249	9.2	27	2
T. Brown	21	222	10.6	38	0
Graham	5	64	12.8	23	0
W. Moore	3	37	12.3	16	0
Burke	1	19	19.0	19	0
Grier	1	8	8.0	8	0
Jells	1	5	5.0	5	0
Bartrum	1	1	1.0	1t	1
Team	**374**	**4091**	**10.9**	**84t**	**27**
Opponents	**322**	**4055**	**12.6**	**63t**	**17**

INTERCEPTIONS	NO	YDS	AVG	LG	TD
Clay	4	50	12.5	35	0
Law	3	45	15.0	38t	1
Smith LG	2	20	10.0	11	0
Smith TM	2	20	10.0	11	0
Hitchcock	2	14	7.0	14	0
Milloy	2	14	7.0	14	0
Henderson	2	7	3.5	7	0
Reynolds	2	7	3.5	7	0
McGinest	1	46	46.0	46t	1
Ray	1	43	43.0	43	0
Collins	1	7	7.0	7	0
Slade	1	2	2.0	2	0
Johnson	1	0	0.0	0	0
Sabb	1	0	0.0	0	0
Team	**23**	**255**	**11.1**	**46t**	**2**
Opponents	**15**	**191**	**12.7**	**60**	**1**

PUNTING	NO	YDS	AVG	NET	TB	IN20	LG	BLK
Tupa	63	2739	43.5	36.0	7	14	62	0
Vinatieri	1	27	27.0	27.0	0	1	27	0
Team	**64**	**2766**	**43.2**	**35.8**	**7**	**15**	**62**	**0**
Opp.	**82**	**3483**	**42.5**	**33.6**	**7**	**18**	**58**	**1**

PUNT RETURNS	NO	FC	YDS	AVG	LG	TD
Meggett	52	9	588	11.3	60t	1
Team	**52**	**9**	**588**	**11.3**	**60t**	**1**
Opponents	**34**	**8**	**334**	**9.8**	**36**	**0**

KICK RETURNS	NO	YDS	AVG	LG	TD
Meggett	34	781	23.0	54	0
T. Brown	29	634	21.9	51	0
Gisler	1	9	9.0	9	0
Team	**64**	**1424**	**22.3**	**54**	**0**
Opponents	**81**	**1683**	**20.8**	**70**	**0**

Sacks: McGinest 9.5, Slade 7.0, Bruschi 4.0, Sagapolutele 3.0, Jones 2.0, Eaton 1.0, Milloy 1.0, Ray 1.0, Smith 1.0, Wheeler 1.0, Wyman 1.0, Collons 0.5, McGruder 0.5, Sabb 0.5. Patriots 33.0, Opponents 30.0

FIELD GOALS	1-19	20-29	30-39	40-49	50+
Vinatieri	1/1	9/10	8/8	8/14	1/2
Team	**1/1**	**9/10**	**8/8**	**8/14**	**1/2**
Opp.	**0/0**	**10/10**	**10/11**	**2/6**	**1/2**

Vinatieri:(25G)(42G,45N,25N,47B)(47N,31G)(23G,30G,29G,44N,41G,40G)(22G,35G,50G)(24G,35G,29G,43N)(44G,36G)(40G,32G,54N)()(30G)(40N)(26G,22G)(47G)(19G,41G)(21G,30G)(40G)

Opponents:(34G)(33G,37N)()(42N,27G)()(21G,48N,24G)(21G,35G,38G)(33G)(45N,39G)(48N,26G,32G)(52N,28G,47G)(42G,50G)()(27G)(23G,36G,35G,29G)(30G,27G)

Starters: Offense: WR Shawn Jefferson (15), Dietrich Jells (1); LT Bruce Armstrong (16); LG William Roberts (16); C Dave Wohlabaugh (16); RG Todd Rucci (12), Bob Kratch (4); RT Max Lane (16); TE Ben Coates (15), John Burke (1); WR Terry Glenn (15), Will Moore (1); QB Drew Bledsoe (16); RB Curtis Martin (15), David Meggett (1); FB Sam Gash (9), Keith Byars (1); 3rd TE K. Byars (4), J. Burke (1).

Defense: LE Mike Jones (7), Ferric Collons (4), Willie McGinest (3), Chris Slade (2); LDT Mark Wheeler (14), M. Jones (2); RDT Pio Sagapolutele (10), Devin Wyman (4), F. Collons (1), M. Wheeler (1); RE W. McGinest (13), Mike Jones (3); LLB Todd Collins (5), Monty Brown (4), C. Slade (4), Dwayne Sabb (2); MLB Ted Johnson (15); RLB D. Sabb (5), T. Collins (4), M. Brown (3), C. Slade (3); LCB Ty Law (12), Ricky Reynolds (4); RCB Jimmy Hitchcock (5), R. Reynolds (5), Otis Smith (5), Willie Clay (1); SS Terry Ray (7), Lawyer Milloy (8); FS W. Clay (15), L. Milloy (1).

1996 Coaching Staff: Bill Belichick, Assistant Head Coach/Secondary, Maurice Carthon, Running Backs, Romeo Crennel, Defensive Line, Al Groh, Defensive Coordinator/ Linebackers, Fred Hoaglin, Offensive Line, Chris Palmer, Quarterbacks, Johnny Parker, Strength/ Conditioning, Ray Perkins, Offensive Coordinator, Mike Pope, Tight Ends, Dante Scarnecchia, Defensive Asst./LB's, Mike Sweatman, Special Teams, Charlie Weis, Running Backs.

Pro Bowl (6): T Bruce Armstrong (5), QB Drew Bledsoe (2), TE Ben Coates (3), RB Curtis Martin (2), RE Willie McGinest (1), KR David Meggett (1).

PASSING	ATT	CMP	YARDS	CMP%	YDS/ATT	TD	TD%	INT	INT%	LG	SK/YDS	RATING
Bledsoe	623	373	4086	59.9	6.56	27	4.3	15	2.4	84t	30/190	83.7
Tupa	2	0	0	0.0	0.00	0	0.0	0	0.0	0	0/0	39.6
Grier	1	0	0	0.0	0.00	0	0.0	0	0.0	0	0/0	39.6
Meggett	1	0	0	0.0	0.00	0	0.0	0	0.0	0	0/0	39.6
Zolak	1	1	5	100.0	5.00	0	0.0	0	0.0	5	0/0	87.5
Team	**628**	**374**	**4091**	**59.6**	**6.51**	**27**	**4.3**	**15**	**2.4**	**84t**	**30/190**	**83.2**
Opps.	**596**	**322**	**4055**	**54.0**	**6.80**	**17**	**2.9**	**23**	**3.9**	**63t**	**33/252**	**68.9**

1997 Final Offensive Statistics (10-6)

Head Coach: Pete Carroll (10-6) • First in AFC-East • Home Stadium: Foxboro Stadium

DATE	W/L	SCORE	OPPONENT	ATTENDANCE
08/31	W	41-7	San Diego	60,190
09/07	W	31-6	at Indianapolis	53,632
09/14	W	27-24	NY Jets ot	60,072
09/21	W	31-3	Chicago	59,873
09/28		BYE WEEK		
10/06	L	13-34	at Denver	75,821
10/12	W	33-6	Buffalo	59,802
10/19	L	19-24	at NY Jets	71,061
10/27	L	10-28	Green Bay	59,972
11/02	L	16-23	at Minnesota	62,917
11/09	W	31-10	at Buffalo	65,783
11/16	L	7-27	at Tampa Bay	70,479
11/23	W	27-24	Miami	59,002
11/30	W	20-17	Indianapolis	58,507
12/07	W	26-20	at Jacksonville	73,446
12/13	L	21-24	Pittsburgh ot	60,013
12/22	W	14-12	at Miami	74,379
AFC PLAYOFFS				
12/28	W	17-3	Miami	60,041
1/3/98	L	6-7	at Pittsburgh	61,228

Team Statistics

	PATS	OPP
TOTAL FIRST DOWNS	**267**	**322**
Rushing	71	114
Passing	173	183
Penalty	23	25
3rd Down: Made/Att	88/218	90/233
3rd Down Pct.	40.4	38.6
4th Down: Made/Att	3/13	16/30
4th Down Pct.	23.1	53.3
POSSESSION AVG.	**28:08**	**31:52**
TOTAL NET YARDS	**5014**	**5085**
Avg. Per Game	313.4	317.8
Total Plays	960	1100
Avg. Per Play	5.2	4.6
NET YARDS RUSHING	**1464**	**1616**
Avg. Per Game	91.5	101.0
Total Rushes	398	436
NET YARDS PASSING	**3550**	**3469**
Avg. Per Game	221.9	216.8
Sacked/Yards Lost	30/258	45/303
Gross Yards	3808	3772
Att./Completions	532/321	619/368
Completion Pct.	60.3	59.5
Had Intercepted	15	19
PUNTS/AVERAGE	**79/45.2**	**74/44.4**
NET PUNTING AVG.	**79/36.1**	**74/36.5**
PENALTIES/YARDS	**99/845**	**106/763**
FUMBLES/BALL LOST	**17/7**	**29/13**
TOUCHDOWNS	**42**	**33**
Rushing	6	16
Passing	31	14
Returns	5	3

Score by Periods	1	2	3	4	OT	Total
Patriots	82	126	61	97	3	369
Opponents	60	39	89	98	3	289

SCORING	TD	Ru	Pa	Rt	PAT	FG	S	TP
Vinatieri	0	0	0	0	40/40	25/29	0	115
Coates	8	0	8	0	0	0	0	48
Brown	6	0	6	0	0	0	0	36
Martin	5	4	1	0	0	0	0	30
Byars	3	0	3	0	0	0	0	18
Gash	3	0	3	0	0	0	0	18
Purnell	3	0	3	0	0	0	0	18
Brisby	2	0	2	0	0	0	0	12
Glenn	2	0	2	0	0	0	0	12
Jefferson	2	0	2	0	0	0	0	12
Meggett	2	0	2	0	0	0	0	12
Clay	1	0	0	1	0	0	0	6
Cullors	1	0	0	1	0	0	0	6
Grier	1	1	0	0	0	0	0	6
Hitchcock	1	0	0	1	0	0	0	6
Slade	1	0	0	1	0	0	0	6
Whigham	1	0	0	1	0	0	0	6
Team	**42**	**6**	**31**	**5**	**40/40**	**25/29**	**1**	**369**
Opponent	**33**	**16**	**14**	**3**	**29/29**	**20/29**	**0**	**289**

2-Pt. Conversions: Team 0-2, Opponents 1-4

RUSHING	NO	YDS	AVG	LG	TD
Martin	274	1160	4.2	70t	4
Cullors	22	101	4.6	24	0
Grier	33	75	2.3	12	1
Meggett	20	60	3.0	10	1
Bledsoe	28	55	2.0	8	0
Byars	11	24	2.2	5	0
Gash	6	10	1.7	4	0
Zolak	3	-3	-1.0	-1	0
Brown	1	-18	-18.0	-18	0
Team	**398**	**1464**	**3.7**	**70t**	**6**
Opponents	**436**	**1616**	**3.7**	**34**	**16**

RECEIVING	No	Yds	Avg	Lg	TD
Coates	66	737	11.2	35	8
Jefferson	54	841	15.6	76	2
Brown	41	607	14.8	67	6
Martin	41	296	7.2	22	1
Glenn	27	431	16.0	50	2
Brisby	23	276	12.0	31	2
Gash	22	154	7.0	19	3
Byars	20	189	9.5	51	3
Meggett	19	203	10.7	49t	1
Purnell	5	57	11.4	20t	3
Cullors	2	8	4.0	6	0
Jells	1	9	9.0	9	0
Team	**321**	**3808**	**11.9**	**76**	**31**
Opponents	**368**	**3772**	**10.3**	**51**	**14**

INTERCEPTIONS	NO	YDS	AVG	LG	TD
Clay	6	109	18.2	53t	1
Law	3	70	23.3	40	0
Milloy	3	15	5.0	15	0
Hitchcock	2	104	52.0	100t	1
Whigham	2	60	30.0	60t	1
Moore	2	7	3.5	7	0
Slade	1	1	1.0	1t	1
Team	**19**	**366**	**19.3**	**100t**	**4**
Opponents	**15**	**213**	**14.2**	**45**	**2**

PUNTING	No	Yds	Avg	Net	TB	In 20	Lg	Blk
Tupa	78	3569	45.8	36.114	24	73	1	
Team	**78**	**3569**	**45.8**	**36.1**	**14**	**24**	**73**	**1**
Opp.	**74**	**3288**	**44.4**	**36.5**	**6**	**17**	**66**	**0**

PUNT RETURNS	NO	FC	YDS	AVG	LG	TD
Meggett	45	8	467	10.4	47	0
Team	**45**	**8**	**467**	**10.4**	**47**	**0**
Opponents	**38**	**11**	**437**	**11.5**	**26**	**0**

KICK RETURNS	No	Yds	Avg	Lg	TD
Meggett	33	816	24.7	61	0
Cullors	15	386	25.7	86t	1
Canty	4	115	28.8	63	0
Coates	1	20	20.0	20	0
Team	**53**	**1337**	**26.2**	**86t**	**1**
Opponents	**75**	**1651**	**22.0**	**92t**	**1**

Sacks: Slade 9.0, Thomas 7.0, Bruschi 4.0, Johnson 4.0, Jones 4.0, Wheeler 4.0, Canty 2.0, McGinest 2.0, Whigham 2.0, Collins 1.5, Eaton 1.0, Israel 1.0, McGruder 1.0, Law 0.5; Patriots 45.0, Opponents 30.0.

FIELD GOALS	1-19	20-29	30-39	40-49	50+
Vinatieri	0/0	11/11	7/9	6/8	1/1
Team	**0/0**	**11/11**	**7/9**	**6/8**	**1/1**
Opp.	**0/0**	**7/8**	**7/10**	**5/8**	**1/3**

Vinatieri:(21G, 26G) (21G) (33G,34G) (27G) (26G,49G) (20G,23G,41G,52G) (24G) (38G) (22G,25G) (42G,42N, 45N) () (36G,27G,30N) (32G,48G) (44G,41G, 33G,39G,32N) () ()

Opponents:() (45G,38G) (27G,29B) (38G) (21G,48N,33G) (34N) (35N,35G,68N,36N) () (24G,23G,41G) (23G) (44G,44G) (25G) (24G,42N) (44N) (36G,34G,31G) (50G,41G,51N)

Starters: Offense: WR Shawn Jefferson (14); LT Bruce Armstrong (16); LG Max Lane (15), Heath Irwin (1); C Dave Wohlbaugh (14), Mike Gisler (2); RG Todd Rucci (16); RT Zefross Moss (15), M. Lane (1); TE Ben Coates (16); QB Drew Bledsoe (16); RB Curtis Martin (13), David Meggett (2), Derrick Cullors; FB Keith Byars (8), Sam Gash (5); 3rd WR Vincent Brisby (3); 2nd TE Lovett Purnell (2).

Defense: LE Chris Sullivan (7), Ferric Collons (5), Mike Jones (4); LDT Mark Wheeler (14), Chad Eaton (1), M. Jones (1); RDT Henry Thomas (16); RE Willie McGinest (11), C. Sullivan (3), M. Jones (2); LLB Chris Slade (16); MLB Ted Johnson (16); RLB Todd Collins (15), Tedy Bruschi (1); LCB Ty Law (16); RCB Jimmy Hitchcock (15), Chris Canty (1); SS Lawyer Milloy (16); FS Willie Clay (16).

1997 Coaching Staff: Paul Boudreau, Offensive Line, Jeff Davidson, Tight Ends, Ray Hamilton, Defensive Line, Larry Kennan, Offensive Coordinator, Ron Lynn, Defensive Backs, Johnny Parker, Strength/ Conditioning, Andre Patterson, Defensive Assistant, Bo Pelini, Linebackers, Dante Scarnecchia, Special Teams, Steve Sidwell, Defensive Coordinator, Carl Smith, Asst. Head Coach/Quarterbacks, Steve Walters, Wide Receivers, Kirby Wilson, Running Backs.

Pro Bowl (5): T Bruce Armstrong (6), QB Drew Bledsoe (3), TE Ben Coates (4), LB Chris Slade (1), SpT Larry Whigham (1).

PASSING	ATT	CMP	YARDS	CMP%	YDS/ATT	TD	TD%	INT	INT%	LG	SK/YDS	RATING
Bledsoe	522	314	3706	60.2	7.10	28	5.4	15	2.9	76	30/258	87.7
Zolak	9	6	67	66.7	7.44	2	22.2	0	0.0	20t	0/0	128.2
Meggett	1	1	35	100.0	35.0	1	100.0	0	0.0	35t	0/0	158.3
Team	**532**	**321**	**3808**	**60.3**	**7.16**	**31**	**5.8**	**15**	**2.8**	**76**	**30/258**	**89.9**
Opps.	**619**	**368**	**3772**	**59.5**	**6.09**	**14**	**2.3**	**19**	**3.1**	**51**	**45/303**	**71.8**

1998 Final Offensive Statistics (9-7)

Head Coach: Pete Carroll (9-7) • Fourth in AFC-East • Home Stadium: Foxboro Stadium

DATE	W/L	SCORE	OPPONENT	ATTENDANCE
09/07	L	21-27 at	Denver	74,745
09/13	W	29-6	Indianapolis	60,068
09/20	W	27-16	Tennessee	59,973
09/27		BYE WEEK		
10/04	W	30-27 at	New Orleans	56,172
10/11	W	40-10	Kansas City	59,749
10/19	L	14-24	NY Jets	60,062
10/25	L	9-12 at	Miami ot	73,973
11/01	W	21-16 at	Indianapolis	58,056
11/08	L	10-41	Atlanta	59,790
11/15	L	10-13 at	Buffalo	72,020
11/23	W	26-23	Miami	58,729
11/29	W	25-21	Buffalo	58,304
12/06	W	23-9 at	Pittsburgh	58,632
12/13	L	18-32 at	St. Louis	48,946
12/20	W	24-21	San Francisco	59,153
12/27	L	10-31 at	NY Jets	74,302
AFC PLAYOFFS				
1/03/99	L	10-25 at	Jacksonville	72,559

Team Statistics

	PATS	OPP
TOTAL FIRST DOWNS	**281**	**305**
Rushing	68	76
Passing	184	208
Penalty	29	21
3rd Down: Made/Att	90/237	98/230
3rd Down Pct.	38.0	42.6
4th Down: Made/Att	10/21	4/14
4th Down Pct.	47.6	28.6
POSSESSION AVG.	**28:34**	**31:26**
TOTAL NET YARDS	**5140**	**5182**
Avg. Per Game	321.3	323.9
Total Plays	999	1053
Avg. Per Play	5.1	4.9
NET YARDS RUSHING	**1480**	**1547**
Avg. Per Game	92.5	96.7
Total Rushes	403	447
NET YARDS PASSING	**3660**	**3635**
Avg. Per Game	228.8	227.2
Sacked/Yards Lost	40/344	36/222
Gross Yards	4004	3857
Att./Completions	556/295	570/336
Completion Pct.	53.1	58.9
Had Intercepted	17	24
PUNTS/AVERAGE	**74/44.5**	**73/42.5**
NET PUNTING AVG.	**74/35.4**	**73/34.9**
PENALTIES/YARDS	**108/853**	**104/787**
FUMBLES/BALL LOST	**20/7**	**16/7**
TOUCHDOWNS	**35**	**36**
Rushing	9	8
Passing	23	26
Returns	3	2

Score by Periods	1	2	3	4	OT	Total
Patriots	**60**	**116**	**62**	**99**	**0**	**337**
Opponents	**64**	**111**	**67**	**84**	**3**	**329**

SCORING	TD	Ru	Pa	Rt	PAT	FG	S	TP
Vinatieri	0	0	0	0	32/ 23	31/ 39		12 7
Edwards	12	9	3	0	0	0	0	7 2
Coates	6	0	6	0	0	0	0	36
Glenn	3	0	3	0	0	0	0	18
Simmons	3	0	3	0	0	0	0	18
Brisby	2	0	2	0	0	0	0	12
Jefferson	2	0	2	0	0	0	0	12
Purnell	2	0	2	0	0	0	0	12
Brown	1	0	1	0	0	0	0	6
Cullors	1	0	1	0	0	0	0	6
Law	1	0	0	1	0	0	0	6
Milloy	1	0	0	1	0	0	0	6
Thomas	1	0	0	1	0	0	0	6
Team	**35**	**9**	**23**	**3**	**32/32**	**31/39**	**0**	**337**
Opponent	**36**	**8**	**26**	**2**	**30/30**	**27/32**	**0**	**329**

2-Pt. Conversions: Team 1-3, Opponents 1-6

RUSHING	NO	YDS	AVG	LG	TD
Edwards	291	1115	3.8	53	9
Shaw	48	236	4.9	71	0
Cullors	18	48	2.7	15	0
Bledsoe	28	44	1.6	10	0
Floyd	6	22	3.7	10	0
Jefferson	1	15	15.0	15	0
Carter	2	3	1.5	3	0
Zolak	5	0	0.0	4	0
Glenn	2	-1	-0.5	7	0
Tupa	2	-2	-1.0	-1	0
Team	**403**	**1480**	**3.7**	**71**	**9**
Opponents	**447**	**1547**	**3.5**	**34t**	**8**

RECEIVING	No	Yds	Avg	Lg	TD
Coates	67	668	10.0	33	6
Glenn	50	792	15.8	86t	3
Edwards	35	331	9.5	46	3
Jefferson	34	771	22.7	61t	2
Simmons	23	474	20.6	63t	3
Brown	23	346	15.0	52	1
Carter	18	166	9.2	49	0
Cullors	14	146	10.4	43	1
Purnell	12	92	7.7	22	2
Brisby	7	96	13.7	27	2
Shaw	6	30	5.0	11	0
Ellard	5	86	17.2	19	0
Floyd	1	6	6.0	6	0
Team	**295**	**4004**	**13.6**	**86t**	**23**
Opponents	**336**	**3857**	**11.5**	**84t**	**26**

INTERCEPTIONS	NO	YDS	AVG	LG	TD
Law	9	133	14.8	59t	1
Milloy	6	54	9.0	30t	1
Clay	3	19	6.3	19	0
Israel	3	13	4.3	12	0
Thomas	1	24	24.0	24t	1
Canty	1	12	12.0	12	0
Whigham	1	0	0.0	0	0
Team	**24**	**255**	**10.6**	**59t**	**3**
Opponents	**17**	**197**	**11.6**	**36**	**0**

PUNTING	No	Yds	Avg	Net	TB	In20	Lg	Blk
Tupa	74	3294	44.5	35.4	9	13	64	0
Team	**74**	**3294**	**44.5**	**35.4**	**9**	**13**	**64**	**0**
Opp.	**73**	**3100**	**42.5**	**34.9**	**8**	**20**	**58**	**0**

PUNT RETURNS	No	FC	Yds	Avg	Lg	TD
Brown	17	8	225	13.2	39	0
Canty	16	7	170	10.6	36	0
Clay	0	2	0	-	-	0
Team	**33**	**17**	**395**	**12.0**	**39**	**0**
Opponents	**43**	**8**	**493**	**11.5**	**76**	**0**

KICK RETURNS	No	Yds	Avg	Lg	TD
Cullors	45	1085	24.1	68	0
Canty	11	198	18.0	29	0
Sullivan	2	14	7.0	9	0
Bruschi	1	4	4.0	4	0
Eaton	1	13	13.0	13	0
Shaw	1	16	16.0	16	0
Whigham	1	0	0.0	0	0
Team	**62**	**1330**	**21.5**	**68**	**0**
Opponents	**71**	**1335**	**18.8**	**37**	**0**

Sacks: Thomas 6.5, Eaton 6.0, Slade 4.0, McGinest 3.5, Spires 3.0, Bruschi 2.0, Israel 2.0, Johnson 2.0, Mitchell 2.0, Sullivan 2.0, Canty 1.0, C. Carter 1.0, Milloy 1.0; Patriots 36.0, Opponents 40.0.

FIELD GOALS	1-19	20-29	30-39	40-49	50+
Vinatieri	3/3	8/8	9/14	9/12	2/2
Team	**3/3**	**8/8**	**9/14**	**9/12**	**2/2**
Opp.	**0/0**	**9/9**	**8/11**	**8/10**	**2/2**

Vinatieri: (39N, 37B) (19G,23G,52G, 42N) (43G,41G) (34G,49G,27G) (32G, 38G,27G,20G) () (45N,41G,30G,36G) () (40G) (39N,38G,39N) (25G,44G,45G, 24G) (44G,47N) (21G,29G,35G) (37G, 41G,55G,17G) (32N,35G) (19G)

Opponents: (53G,42G) () (34G,26G, 45G) (21G,37G) (33G) (38B,23G) (48G, 38G,25G, 43G) (50G) (47B,40G,32G) (31G,20G,40N) (21G) (35N,34G,26G, 22G) (49G, 26G, 43G) (48G) (31B) (36G)

Starters: Offense: WR Shawn Jefferson (16); LT Bruce Armstrong (16); LG Max Lane (9), Damon Denson (4), Heath Irwin (3); C Dave Wohlabaugh (16); RG Todd Rucci (16); RT Zefross Moss (14), M. Lane (2); TE Ben Coates (14), Lovett Purnell (2); WR Terry Glenn (9), Tony Simmons (6), Vincent Brisby (1); QB Drew Bledsoe (14), Scott Zolak (2); RB Robert Edwards (15), Harold Shaw (1); FB Tony Carter (7), Chris Floyd (2); 3rd TE Rod Rutledge (4), L. Purnell (3).

Defense: DE Ferric Collons (13), Chris Sullivan (3); NT Chad Eaton (14), Mark Wheeler (1), Henry Thomas (1); DT H. Thomas (14), C. Sullivan (1), M. Wheeler (1); Elephant Willie McGinest (8), C. Sullivan (6), Brandon Mitchell (1), Greg Spires (1); SLB Chris Slade (15), Vernon Crawford (1); MLB Ted Johnson (13), Marty Moore (2), Todd Collins (1); WLB T. Collins (9), Tedy Bruschi (7); LCB Ty Law (16); RCB Chris Canty (9), Steve Israel (7); SS Lawyer Milloy (16); FS Willie Clay (16).

1998 Coaching Staff: Paul Boudreau, Offensive Line, Jeff Davidson, Asst. Offensive Line, Ray Hamilton, Defensive Line, Ron Lynn, Defensive Backs, Johnny Parker, Strength/ Conditioning, Bo Pelini, Linebackers, Jack Reilly, Quarterbacks, Dante Scarnecchia, Special Teams, Steve Sidwell, Defensive Coordinator, Carl Smith, Tight Ends, DeWayne Walker, Defensive Assistant - Secondary, Steve Walters, Wide Receivers, Kirby Wilson, Running Backs, Ernie Zampese, Offensive Coordinator.

Pro Bowl (3): TE Ben Coates (5), CB Ty Law (1), SS Lawyer Milloy (1).

PASSING	ATT	CMP	YARDS	CMP%	YDS/ATT	TD	TO%	INT	INT%	LG	SK/YDS	RATING
Bledsoe	481	263	3633	54.7	7.55	20	4.2	14	2.9	86t	36/295	80.9
Zolak	75	32	371	42.7	4.95	3	4.0	3	4.0	61t	4/49	54.9
Team	**556**	**295**	**4004**	**53.1**	**7.20**	**23**	**4.1**	**17**	**3.1**	**86t**	**40/344**	**77.4**
Opps.	**570**	**336**	**3857**	**58.9**	**6.77**	**26**	**4.6**	**24**	**4.2**	**84t**	**36/222**	**77.1**

1999 Final Offensive Statistics (8-8)

Head Coach: Pete Carroll (8-8) • Tied for Fourth in AFC-East • Home Stadium: Foxboro Stadium

DATE	W/L	SCORE	OPPONENT	ATTENDANCE
09/12	W	30-28	at NY Jets	78,227
09/19	W	31-28	Indianapolis	59,640
09/26	W	16-14	NY Giants	59,169
10/03	W	19- 7	at Cleveland	72,368
10/10	L	14-16	at Kansas City	78,636
10/17	L	30-31	Miami	60,006
10/24	W	24-23	Denver	60,011
10/31	W	27- 3	at Arizona	55,830
11/07			BYE WEEK	
11/15	L	17-24	NY Jets	59,077
11/21	L	17-27	at Miami	74,295
11/28	L	7-17	at Buffalo	72,111
12/05	W	13- 6	Dallas	58,444
12/12	L	15-20	at Indianapolis	56,975
12/19	L	9-24	at Philadelphia	65,475
12/26	L	10-13	Buffalo OT	55,014
1/02/00	W	20- 3	Baltimore	50,263

Team Statistics

	PATS	OPP
TOTAL FIRST DOWNS	**280**	**281**
Rushing	72	106
Passing	184	154
Penalty	24	21
3rd Down: Made/Att	79/223	81/231
3rd Down Pct.	35.4	35.1
4th Down: Made/Att	4/13	5/18
4th Down Pct.	30.8	27.8
POSSESSION AVG.	**28:49**	**31:11**
TOTAL NET YARDS	**5062**	**4808**
Avg. Per Game	316.4	300.5
Total Plays	1021	1048
Avg. Per Play	5.0	4.6
NET YARDS RUSHING	**1426**	**1795**
Avg. Per Game	89.1	112.2
Total Rushes	425	486
NET YARDS PASSING	**3636**	**3013**
Avg. Per Game	227.3	188.3
Sacked/Yards Lost	56/349	42/268
Gross Yards	3985	3281
Att./Completions	540/305	520/293
Completion Pct.	56.5	56.3
Had Intercepted	21	16
PUNTS/AVERAGE	**90/41.5**	**95/41.2**
NET PUNTING AVG.	**90/34.6**	**95/33.7**
PENALTIES/YARDS	**95/812**	**102/775**
FUMBLES/BALL LOST	**27/12**	**29/15**
TOUCHDOWNS	**32**	**30**
Rushing	9	6
Passing	19	23
Returns	4	1

Score by Periods	1	2	3	4	OT	Total
TEAM	**61**	**84**	**67**	**87**	**0**	**299**
OPPONENTS	**70**	**101**	**56**	**54**	**3**	**284**

SCORING	TD	Ru	Pa	Rt	PAT	FG	S	TP
Vinatieri	0	0	0	0	29/30	26/33	0	107
Allen	9	8	1	0	0	0	0	54
Jefferson	6	0	6	0	0	0	0	36
Glenn	4	0	4	0	0	0	0	24
Coates	2	0	2	0	0	0	0	12
Faulk	2	1	1	0	0	0	0	12
Simmons	2	0	2	0	0	0	0	12
Bartrum	1	0	1	0	0	0	0	6
Brown	1	0	1	0	0	0	0	6
Eaton	1	0	0	1	0	0	0	6
Katzenmoyer	1	0	0	1	0	0	0	6
Law	1	0	0	1	0	0	0	6
McGinest	1	0	0	1	0	0	0	6
Warren	1	0	1	0	0	0	0	6
Team	**32**	**9**	**19**	**4**	**29/30**	**26/33**	**0**	**299**
Opp.	**30**	**6**	**23**	**1**	**27/27**	**25/30**	**1**	**284**

2-Pt. Conversions: Team 0-2, Opponents 0-3

RUSHING	NO	YDS	AVG	LG	TD
Allen	254	896	3.5	39	8
Faulk	67	227	3.4	43	1
Warren	35	120	3.4	18	0
Bledsoe	42	101	2.4	25	0
T. Carter	6	26	4.3	9	0
Shaw	9	23	2.6	12	0
L. Johnson	2	13	6.5	13	0
Floyd	6	12	2.0	6	0
Ellison	2	10	5.0	8	0
C. Carter	0	0	---	---	0
Friesz	2	-2	-1.0	-1	0
Team	**425**	**1426**	**3.4**	**43**	**9**
Opp.	**486**	**1795**	**3.7**	**60**	**6**

RECEIVING	No	Yds	Avg	Lg	TD
Glenn	69	1147	16.6	67	4
Jefferson	40	698	17.5	68t	6
Brown	36	471	13.1	37	1
Coates	32	370	11.6	27	2
Warren	29	262	9.0	21	1
T. Carter	20	108	5.4	20	0
Simmons	19	276	14.5	58t	2
Brisby	18	266	14.8	40	0
Allen	14	125	8.9	38	1
Faulk	12	98	8.2	19	1
Rutledge	7	66	9.4	13	0
Ellison	4	50	12.5	23	0
Shaw	2	31	15.5	29	0
Floyd	2	16	8.0	11	0
Bartrum	1	1	1.0	1t	1
Team	**305**	**3985**	**13.1**	**68t**	**19**
Opp.	**293**	**3281**	**11.2**	**69t**	**23**

INTERCEPTIONS	NO	YDS	AVG	LG	TD
Milloy	4	17	4.3	17	0
Serwanga	3	2	0.7	2	0
C. Carter	3	13	4.3	8	0
Law	2	20	10.0	27t	1
Katzenmoyer	1	57	57.0	57t	1
Bruschi	1	1	1.0	1	0
Israel	1	0	0.0	0	0
Slade	1	0	0.0	0	0
Team	**16**	**110**	**6.9**	**57t**	**2**
Opp.	**21**	**299**	**14.2**	**84**	**1**

PUNTING	No	Yds	Avg	Net	TB	In20	Lg	Blk
L. Johnson	90	3735	41.5	34.6	14	23	58	0
Team	**90**	**3735**	**41.5**	**34.6**	**14**	**23**	**58**	**0**
Opp.	**95**	**3914**	**41.2**	**33.7**	**11**	**20**	**65**	**1**

PUNT RETURNS	No	FC	Yds	Avg	Lg	TD
Brown	38	13	405	10.7	52	0
Faulk	10	4	90	9.0	20	0
Team	**48**	**17**	**495**	**10.3**	**52**	**0**
Opp.	**36**	**20**	**345**	**9.6**	**45**	**0**

KICK RETURNS	No	Yds	Avg	Lg	TD
Faulk	39	943	24.2	95	0
Brown	8	271	33.9	54	0
Simmons	6	132	22.0	29	0
Jones	5	113	22.6	28	0
Warren	2	25	12.5	16	0
Ellison	1	13	13.0	13	0
Sullivan	1	1	1.0	1	0
Team	**62**	**1498**	**24.2**	**95**	**0**
Opp.	**64**	**1441**	**22.5**	**58**	**0**

Sacks: McGinest 9.0, Slade 4.5, Katzenmoyer 3.5, Eaton 3.0, Mitchell 3.0, Thomas 3.0, Whigham 3.0, Bruschi 2.0, Collons 2.0, T. Johnson 2.0, Milloy 2.0, C. Carter 1.0, Israel 1.0, Serwanga 1.0, Sullivan 1.0, Law 0.5, Spires 0.5, Team 42.0, Opponents 56.0

FIELD GOALS	1-19	20-29	30-39	40-49	50+
Vinatieri	1/1	14/14	5/7	5/9	1/2
Team	**1/1**	**14/14**	**5/7**	**5/9**	**1/2**
Opp.	**2/2**	**11/11**	**5/6**	**6/8**	**1/3**

Vinatieri:(33G,21G,23G)(26G)(38G,19G,41G)(22G,21G,42N)(48N,32N)(41G,39G,34G)(28G)()(22G)(27G)()(41G,23G)(28G,28G,26G)(23G,43G,56N,46G)(44N,38G,33N,44N)(25G,51G)

Opponents:()()(41N)(38N)(22G,41G,23G)(20G,33G,45G,45G,41G,53G)(40G,28G,30G,59N)(24G)(26G)(19G,23G)(28G)(20G,43N,34G)(28G,31G)(43G,51N)(39G,23G)(19G)

Starters: Offense: WR Shawn Jefferson (16); LT Bruce Armstrong (16); LG Heath Irwin (13), Max Lane (3); C Damien Woody (16); RG Todd Rucci (14); M. Lane (2); RT Zefross Moss (13), M. Lane (2), Ed Ellis (1); TE Ben Coates (15), Rod Rutledge (1); WR Terry Glenn (13), Vincent Brisby (1), Troy Brown (1) Tony Simmons (1), QB Drew Bledsoe (16); RB Terry Allen (13), Kevin Faulk (2), Lamont Warren (1); FB Tony Carter (14); 3rd TE R. Rutledge (1); 2nd RB L. Warren (1).

Defense: DE Brandon Mitchell (16); NT Chad Eaton (16); DT Henry Thomas (16); Elephant Willie McGinest (16); SLB Chris Slade (16); MLB Andy Katzenmoyer (11), Ted Johnson (5); WLB Tedy Bruschi (14), Marty Moore (2); LCB Ty Law (13), Kato Serwanga (3); RCB Steve Israel (13), Tebucky Jones (2), Terry Billups (1); SS Lawyer Milloy (16); FS Chris Carter (15), Tony George (1).

1999 Coaching Staff: Jeff Davidson, Asst. Offensive Line, Ivan Fears, Wide Receivers, Ray Hamilton, Defensive Line, Ron Lynn, Defensive Backs, Johnny Parker, Strength/ Conditioning, Bo Pelini, Linebackers, Jack Reilly, Quarterbacks, Dante Scarnecchia, Offensive Line, Brad Seely, Special Teams, Steve Sidwell, Defensive Coordinator, Carl Smith, Tight Ends, DeWayne Walker, Defensive Assistant - Secondary, Kirby Wilson, Running Backs, Ernie Zampese, Offensive Coordinator.

Pro Bowl (2): WR Terry Glenn (1), SS Lawyer Milloy (2).

PASSING	ATT	CMP	YARDS	CMP%	YDS/ATT	TD	TD%	INT	INT%	LG	SK/YDS	RATING
Bledsoe	539	305	3985	56.6	7.39	19	3.5	21	3.9	68t	55/ 342	75.6
Brown	1	0	0	0.0	0.00	0	0.0	0	0.0	0	0/0	39.6
Warren	0	0	0	---	---	0	---	0	---	---	1/7	---
TEAM	**540**	**305**	**3985**	**56.5**	**7.38**	**19**	**3.5**	**21**	**3.9**	**68t**	**56/ 349**	**75.4**
OPPONENTS	**520**	**293**	**3281**	**56.3**	**6.31**	**23**	**4.4**	**16**	**3.1**	**69t**	**42/ 268**	**77.3**

2000 Final Offensive Statistics (5-11)

Head Coach: Bill Belichick (5-11) • Fifth in AFC-East • Home Stadium: Foxboro Stadium

DATE	W/L	SCORE	OPPONENT	ATTENDANCE
09/03	L	16-21	Tampa Bay	60,292
09/11	L	19-20	at New York Jets	77,687
09/17	L	13-21	Minnesota	60,292
09/24	L	3-10	at Miami	73,344
10/01	W	28-19	at Denver	75,684
10/08	W	24-16	Indianapolis	60,292
10/15	L	17-34	New York Jets	60,292
10/22	L	28-30	at Indianapolis	56,828
10/29			BYE WEEK	
11/05	L	13-16	Buffalo ot	60,292
11/12	L	11-19	at Cleveland	72,618
11/19	W	16-13	Cincinnati	60,292
11/23	L	9-34	at Detroit	77,923
12/04	W	30-24	Kansas City	60,292
12/10	L	17-24	at Chicago	66,944
12/17	W	13-10	at Buffalo ot	47,230
12/24	L	24-27	Miami	60,292

Team Statistics

	PATS	OPP
TOTAL FIRST DOWNS	**283**	**326**
Rushing	80	108
Passing	172	184
Penalty	31	34
3rd Down: Made/Att	82/234	103/237
3rd Down Pct.	35.0	43.5
4th Down: Made/Att	13/26	9/10
4th Down Pct.	50.0	90.0
POSSESSION AVG.	**28:56**	**31:04**
TOTAL NET YARDS	**4571**	**5353**
Avg. Per Game	285.7	334.6
Total Plays	1037	1068
Avg. Per Play	4.4	5.0
NET YARDS RUSHING	**1390**	**1831**
Avg. Per Game	86.9	114.4
Total Rushes	424	495
NET YARDS PASSING	**3181**	**3522**
Avg. Per Game	198.8	220.1
Sacked/Yards Lost	48/280	29/172
Gross Yards	3461	3694
Att./Completions	565/328	544/321
Completion Pct.	58.1	59.0
Had Intercepted	15	10
PUNTS/AVERAGE	**90/42.2**	**87/40.4**
NET PUNTING AVG.	**90/36.8**	**87/31.9**
PENALTIES/YARDS	**99/815**	**95/897**
FUMBLES/BALL LOST	**23/10**	**27/13**
TOUCHDOWNS	**28**	**38**
Rushing	9	12
Passing	18	23
Returns	1	3

Score by Periods	1	2	3	4	OT	Total
TEAM	**76**	**86**	**30**	**81**	**3**	**276**
OPPONENTS	**53**	**122**	**52**	**108**	**3**	**338**

SCORING	TD	Ru	Pa	Rt	PAT	FG	S	TP
Vinatieri	0	0	0	0	25/25	27/33	0	106
Glenn	6	0	6	0	0	0	0	36
Faulk	5	4	1	0	0	0	0	32
Brown	5	0	4	1	0	0	0	30
Redmond	3	1	2	0	0	0	0	18
Bjornson	2	0	2	0	0	0	0	12
Bledsoe	2	2	0	0	0	0	0	12
Carter	2	2	0	0	0	0	0	12
Wiggins LG	2	0	2	0	0	0	0	12
Wiggins TM	1	0	1	0	0	0	0	6
Rutledge	1	0	1	0	0	0	0	6
Simmons	1	0	1	0	0	0	0	6
Team	**28**	**9**	**18**	**1**	**25/25**	**27/33**	**0**	**276**
Opp.	**38**	**12**	**23**	**3**	**34/34**	**24/32**	**1**	**338**

2-Pt. Conversions: Faulk, Team 1-3, Opponents 1-4

RUSHING	NO	YDS	AVG	LG	TO
Faulk	164	570	3.5	18	4
Redmond	125	406	3.2	20	1
Bledsoe	47	158	3.4	16	2
Carter	37	90	2.4	9	2
Pass	18	58	3.2	11	0
Brown	6	46	7.7	35	0
Glenn	4	39	9.8	35	0
R. Harris LG	13	36	2.8	7	0
R. Harris TM	3	14	4.7	7	0
Shaw	9	12	1.3	5	0
Bishop	7	-1	-.1	2	0
Floyd TM	2	-1	-.5	0	0
L. Johnson	2	-1	-.5	0	0
Team	**424**	**1390**	**3.3**	**35**	**9**
Opp.	**495**	**1831**	**3.7**	**32**	**12**

RECEIVING	No	Yds	Avg	Lg	TD
Brown	83	944	11.4	44t	4
Glenn	79	963	12.2	39t	6
Faulk	51	465	9.1	52t	1
Bjornson	20	152	7.6	19	2
Redmond	20	126	6.3	20	2
Wiggins LG	18	207	11.5	59	2
Wiggins TM	16	203	12.7	59	1
Rutledge	15	103	6.9	16	1
Simmons	14	231	16.5	46	1
Carter	9	73	8.1	21	0
Calloway	5	95	19.0	28	0
Jackson	5	44	8.8	13	0
R. Harris LG	4	20	5.0	16	0
R. Harris TM	2	1	0.5	2	0
Pass	4	17	4.3	15	0
S. Davis	2	12	6.0	9	0
Shaw	2	11	5.5	8	0
Floyd TM	1	21	21.0	21	0
Team	**328**	**3461**	**10.6**	**59**	**18**
Opp	**321**	**3694**	**11.5**	**81t**	**23**

INTERCEPTIONS	NO	YDS	AVG	LG	TD
Law	2	32	16.0	32	0
Jones	2	20	10.0	20	0
Milloy	2	2	1.0	2	0
Smith	1	56	56.0	56	0
Langham	1	24	24.0	24	0
Thomas	1	16	16.0	16	0
A. Harris	1	11	11.0	11	0
Stevens LG	1	0	0.0	0	0
Team	**10**	**161**	**16.1**	**56**	**0**
Opponents	**15**	**208**	**13.9**	**101t**	**2**

PUNTING	No	Yds	Avg	Net	TB	In20	Lg	Blk
L. Johnson	89	3798	42.7	36.8	5	31	62	1
Team	**90**	**3798**	**42.2**	**36.8**	**5**	**31**	**62**	**1**
Opp.	**87**	**3513**	**40.4**	**31.9**	**9**	**23**	**62**	**0**

PUNT RETURNS	No	FC	Yds	Avg	Lg	TD
Brown	39	19	504	12.9	66t	1
Faulk	6	3	58	9.7	35	0
Team	**45**	**22**	**562**	**12.5**	**66t**	**1**
Opponents	**43**	**21**	**384**	**8.9**	**56**	**0**

Sacks: McGinest 6.0, Spires 6.0, Thomas 4.5, Slade 4.0, Eaton 2.5, Serwanga 2.0, Hamilton 1.5, Bruschi 1.0, A. Harris 1.0, T. Johnson 0.5, **Team 29.0, Opponents 48.0**

KICK RETURNS	No	Yds	Avg	Lg	TD
Faulk	38	816	21.5	40	0
Jackson	13	323	24.8	47	0
Simmons	4	82	20.5	39	0
Brown	2	15	7.5	9	0
Bruschi	2	13	6.5	7	0
S. Davis	2	45	22.5	32	0
Carter	1	16	16.0	16	0
Hamilton	1	0	0.0	0	0
Redmond	1	25	25.0	25	0
Wiggins LG	1	12	12.0	12	0
Team	**64**	**1335**	**20.9**	**47**	**0**
Opponents	**62**	**1350**	**21.8**	**87t**	**1**

FIELD GOALS	1-19	20-29	30-39	40-49	50+
Vinatieri	0/ 0	11/13	8/ 9	7/ 8	1/3
Team	**0/ 0**	**11/13**	**8/ 9**	**7/ 8**	**1/3**
Opponents	**1/ 1**	**5/ 7**	**11/13**	**7/11**	**0/0**

Vinatieri:(30G,55N)(32G,35G,30G,33G,29N)(44N)(40G,53N)()(21G)(23G)(27G,26G,28G)(48G,43G)(38G)(38G,21G,22G)(24G,47G,43G)(48G, 53G,37N,27G)(40G)(22G,27N,24G)(33G)

Opponents: ()()()(43G)(20G,43N)(33G,33G, 34G)(38G,46N,27G)(36G)(19G,48G,32G) (39G ,43G,35G,35G)(28G,30N,45G)(31G,36G)(42G)(24G,47N)(25G,23B,30B)(47G,47N,28N,49G)

Starters: Offense: WR Troy Brown (15); LT Bruce Armstrong (16); LG Joe Andruzzi (11), Adrian Klemm (3), Derrick Fletcher (2); C Damien Woody (16); RG Sale Isaia (14), Max Lane (2); RT Grant Williams (8), Greg Robinson-Randall (4), M. Lane (3), A. Klemm (1); TE Rod Rutledge (10), Eric Bjornson (6); WR Terry Glenn (16); QB Drew Bledsoe (16); RB Kevin Faulk (9), J.R. Redmond (5), Patrick Pass (2); FB Tony Carter (6); 2nd TE Jermaine Wiggins (2), R. Rutledge (1), Chris Eitzmann (1); 3rd WR Chris Calloway (2) Curtis Jackson (2), Tony Simmons (2), Shockmain Davis (1).

Defense: DE/OLB Willie McGinest (14), Brandon Mitchell (1), Greg Spires (1); DE B. Mitchell (8), Garrett Johnson (2), Chad Eaton (1), G. Spires (1), Henry Thomas (1); NT C. Eaton (12), H. Thomas (4); RDE Bobby Hamilton (16), SLB Chris Slade (15); ILB Ted Johnson (11), Rob Holmberg (4), Andy Katzenmoyer (1); WLB Tedy Bruschi (16); 4th LB A. Katzenmoyer (2), R. Holmberg (1); LCB Ty Law (15), Antonio Langham (1); RCB Otis Smith (12), A. Langham (4); SS Lawyer Milloy (16), FS Tebucky Jones (9), Larry Whigham (4), O. Smith (2), A. Langham (1); 5th DB A. Langham (1).

2000 Coaching Staff: Ned Burke, Coaching Assistant; Brian Daboll, Coaching Assistant; Jeff Davidson, Assistant Offensive Line; Ivan Fears, Wide Receivers; Mark Jackson, coaching assistant; Pepper Johnson, Assistant Linebackers; Eric Mangini, Defensive Backs; Randy Melvin, Defensive Line; Markus Paul, Assistant Strength and Conditioning; Dick Rehbein, Quarterbacks; Rob Ryan, Linebackers; Dante Scarnecchia, Assistant Head Coach/Offensive Line; Brad Seely, Special Teams; DeWayne Walker, Defensive Assistant; Charlie Weis, Offensive Coordinator/ Running Backs; Mike Woicik, Strength and Conditioning.

Pro Bowl (0)

PASSING	ATT	CMP	YARDS	CMP%	YDS/ATT	TD	TD%	INT	INT%	LG	SK/YDS	RATING
Bledsoe	531	312	3291	58.8	6.20	17	3.2	13	2.4	59	45/ 264	77.3
Friesz	21	11	66	52.4	3.14	0	0.0	1	4.8	17	3/16	39.0
Bishop	9	3	80	33.3	8.89	1	11.1	1	11.1	44t	0/0	64.4
Brady	3	1	6	33.3	2.00	0	0.0	0	0.0	6	0/0	42.4
L. Johnson	1	1	18	100.0	18.00	0	0.0	0	0.0	18	0/0	118.8
Team	**565**	**328**	**3461**	**58.1**	**6.13**	**18**	**3.2**	**15**	**2.7**	**59**	**48/ 280**	**75.5**
Opps.	**544**	**321**	**3694**	**59.0**	**6.79**	**23**	**4.2**	**10**	**1.8**	**81t**	**29/ 172**	**86.0**

2001 Final Offensive Statistics (11-5)

Head Coach: Bill Belichick (11-5) • First in AFC-East • Home Stadium: Foxboro Stadium

DATE	W/L	SCORE	OPPONENT	ATTENDANCE
09/09	L	17-23	at Cincinnati	51,521
09/23	L	3-10	New York Jets	60,292
09/30	W	44-13	Indianapolis	60,292
10/07	L	10-30	at Miami	73,024
10/14	W	29-26	San Diego OT	60,292
10/21	W	68-17	at Indianapolis	56,022
10/28	L	20-31	at Denver	74,750
11/04	W	24-10	at Atlanta	45,572
11/11	W	21-11	Buffalo	60,292
11/18	L	17-24	St. Louis	60,292
11/25	W	34-17	New Orleans	60,292
12/02	W	17-16	at New York Jets	78,712
12/09	W	27-16	Cleveland	60,292
12/16	W	12-9	at Buffalo OT	45,527
12/22	W	20-13	Miami	60,292
01/06	W	38-6	at Carolina	71,907
AFC PLAYOFFS				
01/19	W	16-13	Oakland OT	60,292
01/27	W	24-17	at Pittsburgh	64,704
SUPER BOWL XXXVI				
02/03	W	20-17	St. Louis	72,922

Team Statistics

	PATS	OPP
TOTAL FIRST DOWNS	**292**	**303**
Rushing	101	99
Passing	163	171
Penalty	28	33
3rd Down: Made/Att	91/221	80/215
3rd Down Pct.	41.2	37.2
4th Down: Made/Att	7/17	5/15
4th Down Pct.	41.2	33.3
POSSESSION AVG.	**30:48**	**29:12**
TOTAL NET YARDS	**4882**	**5352**
Avg. Per Game	305.1	334.5
Total Plays	1001	1016
Avg. Per Play	4.9	5.3
NET YARDS RUSHING	**1793**	**1855**
Avg. Per Game	112.1	115.9
Total Rushes	473	429
NET YARDS PASSING	**3089**	**3497**
Avg. Per Game	193.1	218.6
Sacked/Yards Lost	46/237	41/234
Gross Yards	3326	3731
Att./Completions	482/306	546/299
Completion Pct.	63.5	54.8
Had Intercepted	15	22
PUNTS/AVERAGE	**74/41.1**	**73/39.5**
NET PUNTING AVG.	**74/38.1**	**73/31.6**
PENALTIES/YARDS	**92/802**	**93/839**
FUMBLES/BALL LOST	**29/13**	**23/13**
TOUCHDOWNS	**43**	**26**
Rushing	15	7
Passing	21	15
Returns	7	4

Score by Periods	1	2	3	4	OT	Total
TEAM	**74**	**133**	**58**	**100**	**6**	**371**
OPPONENTS	**54**	**51**	**94**	**73**	**0**	**272**

SCORING	TO	Ru	Pa	Rt	PAT	FG	S	TP
Vinatieri	0	0	0	0	41/42	24/30	0	113
A. Smith	13	12	1	0			0	78
Brown	7	0	5	2			0	42
Patten	5	1	4	0			0	30
Wiggins	4	0	4	0			0	24
M. Edwards	3	1	2	0			0	18
Faulk	3	1	2	0			0	18
Law	2	0	0	2			0	12
O. Smith	2	0	0	2			0	12
Buckley	1	0	0	1			0	6
Glenn	1	0	1	0			0	6
C. Johnson	1	0	1	0			0	6
Pass	1	0	1	0			0	6
Team	**43**	**15**	**21**	**7**	**41/42**	**24/30**	**0**	**371**
Opponents	**26**	**7**	**15**	**4**	**22/22**	**30/41**	**0**	**272**

2-Pt. Conversions: TEAM 0-1, OPPONENTS 2-4

PASSING	ATT	CMP	YARDS	CMP%	YDS/ATT	TD	TD%	INT	INT%	LG	SK/YDS	RATING
Brady	413	264	2843	63.9	6.88	18	4.4	12	2.9	91t	41/216	86.5
Bledsoe	66	40	400	60.6	6.06	2	3.0	2	3.0	58	5/21	75.3
Patten	2	1	60	50.0	30.00	1	50.0	1	50.0	60t	0/0	95.8
Faulk	1	1	23	100.0	23.00	0	0.0	0	0.0	23	0/0	118.8
Team	**482**	**306**	**3326**	**63.5**	**6.90**	**21**	**4.4**	**15**	**3.1**	**91t**	**46/237**	**85.3**
Opp.	**546**	**299**	**3731**	**54.8**	**6.83**	**15**	**2.7**	**22**	**4.0**	**68**	**41/234**	**68.6**

RUSHING	NO	YDS	AVG	LG	TD
A. Smith	287	1157	4.0	44	12
Faulk	41	169	4.1	24	1
M. Edwards	51	141	2.8	14	1
Redmond	35	119	3.4	16	0
Brown	11	91	8.3	31	0
Patten	5	67	13.4	29t	1
Brady	36	43	1.2	12	0
Bledsoe	5	18	3.6	8	0
Pass	1	7	7.0	7	0
L. Johnson	1	-19	-19.0	-19	0
Team	**473**	**1793**	**3.8**	**44**	**15**
Opponents	**429**	**1855**	**4.3**	**58**	**7**

RECEIVING	NO	YDS	AVG	LG	TD
Brown	101	1199	11.9	60t	5
Patten	51	749	14.7	91t	4
Faulk	30	189	6.3	28	2
M. Edwards	25	166	6.6	17	2
A. Smith	19	192	10.1	41t	1
Glenn	14	204	14.6	23	1
Wiggins	14	133	9.5	31	4
C. Johnson	14	111	7.9	24t	1
Redmond	13	132	10.2	17	0
Pass	6	66	11.0	23t	1
Rutledge	5	35	7.0	9	0
Small	4	29	7.3	11	0
Emanuel TM	4	25	6.3	16	0
Coleman	2	50	25.0	46	0
Jackson	2	16	8.0	12	0
Brady	1	23	23.0	23	0
Cox	1	7	7.0	7	0
Team	**306**	**3326**	**10.9**	**91t**	**21**
Opponents	**299**	**3731**	**12.5**	**68**	**15**

INTERCEPTIONS	NO	YDS	AVG	LG	TD
O. Smith	5	181	36.2	78t	2
Law	3	91	30.3	46t	2
Buckley	3	76	25.3	52t	1
Vrabel	2	27	13.5	15	0
Milloy	2	21	10.5	21	0
Bruschi	2	7	3.5	4	0
Pleasant	2	0	0.0	0	0
Phifer	1	14	14.0	14	0
Stevens	1	9	9.0	9	0
T. Jones	1	-4	-4.0	-4	0
Team	**22**	**422**	**19.2**	**78t**	**5**
Opponents	**15**	**273**	**18.2**	**49t**	**2**

PUNTING	No	Yds	Avg	Net	TB	In20	Lg	Blk
Walter	49	1964	40.1	38.1	2	24	58	0
L.JohnsonTM	24	1045	43.5	38.3	3	3	76	0
Vinatieri	1	33	33.0	33.0	0	1	33	0
Team	**74**	**3042**	**41.1**	**38.1**	**5**	**28**	**76**	**0**
Opp.	**73**	**2885**	**39.5**	**31.6**	**7**	**18**	**61**	**0**

PUNT RETURNS	No	FC	Yds	Avg	Lg	TD
Brown	29	15	413	14.2	85t	2
Faulk	4	0	27	6.8	10	0
Team	**33**	**15**	**440**	**13.3**	**85t**	**2**
Opponents	**26**	**17**	**124**	**4.8**	**26**	**0**

Sacks: Hamilton 7.0, McGinest 6.0, Pleasant 6.0, Milloy 3.0, Seymour 3.0, Vrabel 3.0, Bruschi 2.0, Phifer 2.0, O.Smith 2.0, Buckley 1.0, T. Jones 1.0, Law 1.0, Mitchell 1.0, Parker 1.0, **Team 41.0, Opponents 46.0**

KICK RETURNS	No	Yds	Avg	Lg	TD
Faulk	33	662	20.1	42	0
Pass	10	222	22.2	33	0
Kelly	7	123	17.6	28	0
Jackson	2	30	15.0	19	0
Patten	2	44	22.0	24	0
Redmond	2	57	28.5	30	0
Brown	1	13	13.0	13	0
Bruschi	1	10	10.0	10	0
M. Edwards	1	23	23.0	23	0
Team	**59**	**1184**	**20.1**	**42**	**0**
Opponents	**75**	**1658**	**22.1**	**64**	**0**

FIELD GOALS	1-19	20-29	30-39	40-49	50+
Vinatieri	1/1	8/8	7/8	7/12	1/1
TEAM	**1/1**	**8/8**	**7/8**	**7/12**	**1/1**
Opponents	**2/2**	**11/12**	**8/9**	**7/14**	**2/4**

Vinatieri:(39G)(24G)(47G,48G,35G)(37G)(26G, 44N,23G,44G)(43G)(24G,44G)(48G)(43N,45N)(33G) (46N)(28G)(54G,38G,39N,48N)(40G,32G,25G,23G)(32G,23G)(19G)

Opponents:(36G,47G,33G)(26G)()(19G,34G,27G)(21G,36N,27G,59N)(46B,42G,25B,42G,24G)(50G)(58N,49N,20G)(24G,49N)(42N,35G)(48N,43B,31G)(19G,40G,50G)(27G,39G,22G)(43N,41G,25G,41G)(36G,36G)(29G,40G)

Starters: Offense: WR Troy Brown (13), Charles Johnson (1), David Patten (1); LT Matt Light (12), Grant Williams (4); LG Mike Compton (15), Damien Woody (1); C D. Woody (14), M. Compton (1), Grey Ruegamer (1); RG Joe Andruzzi (16); RT Greg Robinson-Randall (16); TE Rod Rutledge (13), Jermaine Wiggins (3); WR D. Patten (13), Bert Emanuel (1); QB Tom Brady (14), Drew Bledsoe (2); RB Antowain Smith (15), Kevin Faulk (1); FB Marc Edwards (13); 2nd TE J. Wiggins (3), R. Rutledge (1); 3rd WR C. Johnson (3); T. Glenn (1).

Defense: DE Bobby Hamilton (15), Willie McGinest (1); NT/DT Brandon Mitchell (11), Richard Seymour (3), Jace Sayler (1). DE/DT Anthony Pleasant (9), R. Seymour (7); OLB/DE A. Pleasant (7), Mike Vrabel (6), W. McGinest (3); ILB/OLB Bryan Cox (7), M. Vrabel (6), W. McGinest (1); ILB/MLB Tedy Bruschi (9), Ted Johnson (5); OLB Roman Phifer (16); LCB Ty Law (16); RCB Otis Smith (15), Terrell Buckley (1); SS Lawyer Milloy (16); FS Tebucky Jones (12), Matt Stevens (3); 5th DB Terrence Shaw (4), Antwan Harris (1); 6th DB M. Stevens (1).

2001 Coaching Staff: Ned Burke, Coaching Assistant; Romeo Crennel, Defensive Coordinator, Brian Daboll, Coaching Assistant; Jeff Davidson, Assistant Offensive Line; Ivan Fears, Wide Receivers; Pepper Johnson, Inside Linebackers; Eric Mangini, Defensive Backs; Randy Melvin, Defensive Line; Markus Paul, Assistant Strength and Conditioning; Rob Ryan, Outside Linebackers; Dante Scarnecchia, Assistant Head Coach/Offensive Line; Brad Seely, Special Teams; Charlie Weis, Offensive Coordinator/ Running Backs; Mike Woicik, Strength and Conditioning.

Pro Bowl (4): QB Tom Brady (1), WR Troy Brown (1), CB Ty Law (2), S Lawyer Milloy (3).

THE SUPER BOWL RING

After winning the Super Bowl in one of the most dramatic games in the history of the sport, it seemed only fitting that the Patriots chose to commemorate the 2001 season with the most striking championship ring in NFL history.

The Patriots Super Bowl ring features 143 diamonds and is crafted of 14-karat white gold. The ring weighs three ounces and bears the inscription "World Champions."

The top of the ring is encircled with 42 diamonds, representing the team's Super Bowl win in its 42nd year as a franchise. Two large football-shaped diamonds are placed on each side of the ring's face, representing the Patriots two previous trips to the Super Bowl. The Patriots logo is on top of the ring, made from red garnet and blue sapphire, adorned by a Lombardi Trophy fashioned from diamonds and platinum.

The sides of the ring represent elements of the Patriots championship season. On the left side of the ring, the recipient's name and number appear along with an American flag, the Patriots record of 14-5 and the word "TEAM." The right side of the ring features the Super Bowl XXXVI logo, the score of the game, Foxboro Stadium and the letters "U.S.A."

The team was presented with the rings at a red carpet ceremony in Boston on June 9, 2002.

NO PLACE LIKE HOME

The Patriots closed out Foxboro Stadium with a consecutive sellout streak of 82 games, including their 16-13 overtime victory over the Raiders in the playoffs. They tallied a 54-28 record in those games. The streak began the year Robert Kraft purchased the team (1994) and includes preseason, regular season and postseason games and will continue this season at CMGI Field. The final game at Foxboro Stadium was also the Patriots 171st consecutive game that was televised locally. The streak, which began with the 1993 season-finale, includes preseason, postseason and regular season games.

PATRIOTS AMONG TOP ON NFLSHOP.COM

New England Patriots merchandise accounted for the second-most popular selling products among all NFL teams on NFLShop.com from April 2001-March 2002. New England vaulted from the 22nd position in 2000 to the second spot last year. The Patriots helped spur an NFLShop.com record week in sales for the week of Feb. 3-9 as fans purchased $2.2 million of Patriots Super Bowl XXXVI Championship merchandise.

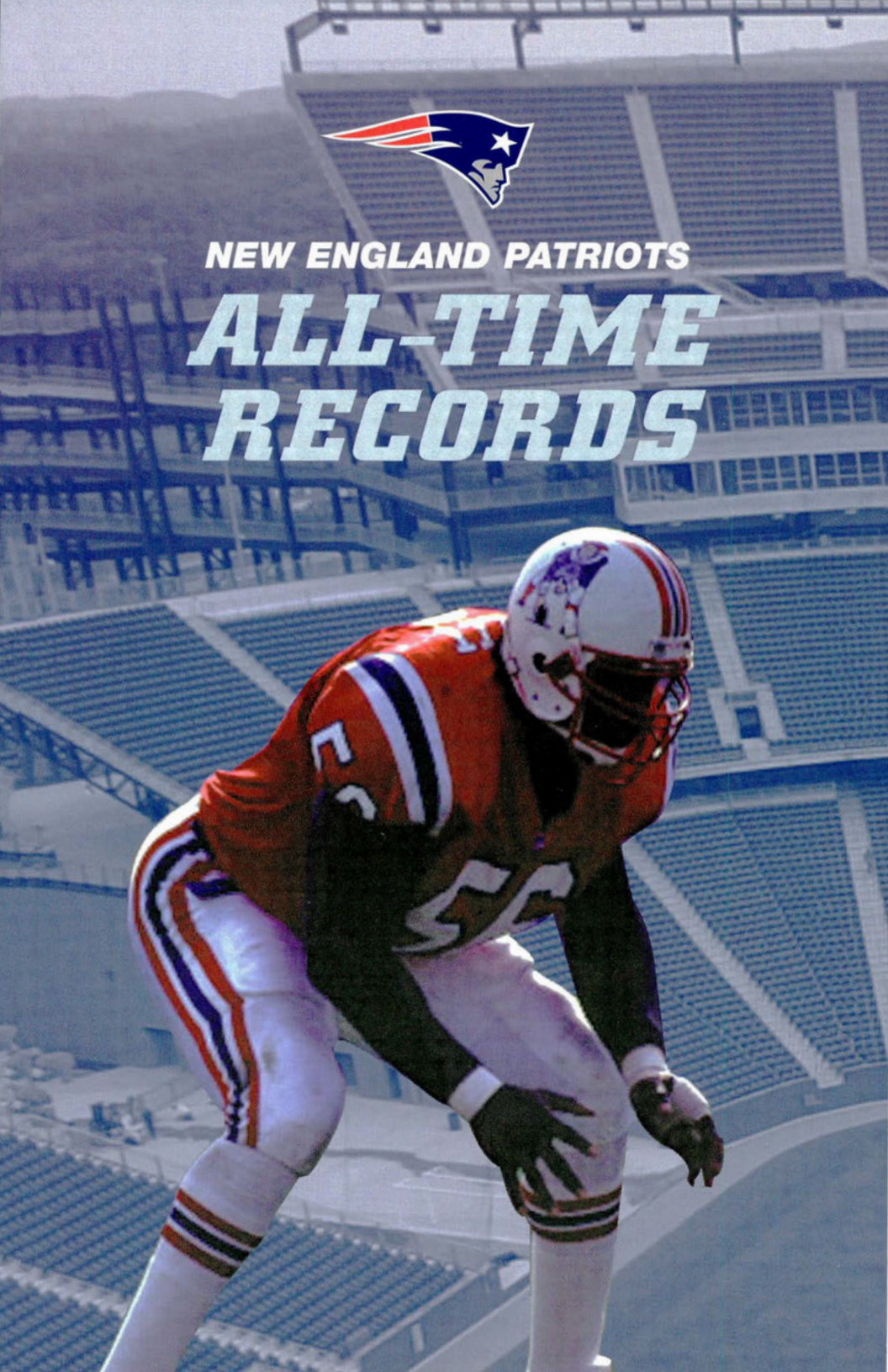
NEW ENGLAND PATRIOTS
ALL-TIME
RECORDS

ALL-TIME LEADING RUSHERS

(Based On Rushing Yardage)

	NAME	YEARS	NO.	YARDS	AVG	LG	TD
1.	Sam Cunningham	1973-79,81-82	1,385	5,453	3.9	75t	43
2.	Jim Nance	1965-71	1,323	5,323	4.0	65t	45
3.	Tony Collins	1981-87	1,191	4,647	3.9	54	32
4.	Curtis Martin	1995-97	958	3,799	4.0	70t	32
5.	Don Calhoun	1975-81	820	3,391	4.1	73	23
6.	John Stephens	1988-92	891	3,249	3.6	52	17
7.	Larry Garron	1960-68	763	2,981	3.9	85t	14
8.	Craig James	1984-88	585	2,469	4.2	73	11
9.	Leonard Russell	1991-93	689	2,437	3.5	24	13
10.	Mosi Tatupu	1978-90	612	2,415	3.9	55	18
11.	Carl Garrett	1969-72	537	2,235	4.2	80t	15
12.	Steve Grogan	1975-90	443	2,176	4.9	41t	35
13.	Andy Johnson	1974-76,78-81	491	2,017	4.1	69t	13
14.	Ron Burton	1960-65	429	1,536	3.6	59	9
15.	Horace Ivory	1977-81	329	1,336	4.1	52	14
16.	Mack Herron	1973-75	353	1,298	3.7	53	9
17.	Robert Perryman	1987-89	369	1,294	3.5	48	9
18.	Vagas Ferguson	1980-82	290	1,163	4.0	44	5
19.	**ANTOWAIN SMITH**	**2001**	**287**	**1,157**	**4.0**	**44**	**12**
20.	Robert Edwards	1998	291	1,115	3.8	53	9
21.	Jim Crawford	1960-64	302	1,078	3.6	39t	5
22.	**KEVIN FAULK**	**1999-2001**	**272**	**966**	**3.6**	**43**	**6**
23.	Josh Ashton	1972-74	247	950	3.8	35	3
24.	Babe Parilli	1961-67	228	949	4.2	33t	15
25.	Terry Allen	1999	254	896	3.5	22t	8
26.	Jim Plunkett	1971-75	159	817	5.1	37	9
27.	Mark van Eeghen	1982-83	177	744	4.2	17	2
28.	Robert Weathers	1982-86	159	733	4.6	77	4
29.	Marion Butts	1994	243	703	2.9	26	8
30.	Jon Vaughn	1991-92	144	597	4.1	36	3
31.	Billy Lott	1961-63	143	573	4.0	38	8
32.	Reggie Dupard	1986-89	186	571	3.1	49	6
33.	John Tarver	1972-74	155	554	3.6	28	7
34.	Drew Bledsoe	1993-2001	270	553	3.3	25	2
35.	**J.R. REDMOND**	**2000-01**	**160**	**525**	**3.3**	**20**	**1**
36.	Tony Eason	1983-89	126	474	3.8	26	6
37.	J.D. Garrett	1964-67	116	434	3.7	58	3
38.	David Meggett	1995-97	120	432	3.6	25	3
39.	Tom Yewcic	1961-66	72	424	5.9	46	4
40.	Al Miller	1960	101	416	4.1	33	1
41.	Kevin Turner	1992-94	96	382	4.0	49	1
42.	Marvin Allen	1988-91	94	378	4.0	29	2
43.	Richard Christy	1960	78	363	4.7	48	4
44.	R.C. Gamble	1968-69	94	346	3.7	45	1
45.	Leroy Thompson	1994	102	312	3.1	13	2
46.	Doug Flutie	1987-89	60	309	5.2	22	1
47.	Sam Gash	1992-97	105	291	2.8	14	2
48.	Ike Forte	1976-77	87	257	3.0	26	3
49.	Corey Croom	1993-95	73	252	3.5	22	1
50.	Darryl Stingley	1973-77	28	244	8.7	34t	2

Top 10s

By Rushing Attempts

	NAME	ATT.
1.	Cunningham,S.	1,385
2.	Nance, J.	1,323
3.	Collins, T.	1,191
4.	Martin, C.	958
5.	Stephens, J.	891
6.	Calhoun, D.	820
7.	Garron, L.	763
8.	Russell, L.	689
9.	Tatupu, M.	612
10.	James, C.	585

By Rushing TDs

	NAME	TDS
1.	Nance, J.	45
2.	Cunningham, S.	43
3.	Grogan, S.	35
4.	Martin, C.	32
	Collins, T.	32
6.	Calhoun, D.	23
7.	Tatupu, M.	18
8.	Stephens, J.	17
9.	Garrett, C.	15
	Parilli, V.	15

By Rushing Average

(Minimum 450 Carries)

	NAME	AVG.
1.	James, C.	4.2
	Garrett, C.	4.2
3.	Calhoun, D.	4.1
	Johnson, A.	4.1
5.	Nance, J.	4.0
	Martin, C.	4.0
7.	Cunningham, S.	3.9
	Collins, T.	3.9
	Garron, L.	3.9
	Tatupu, M.	3.9

ALL-TIME LEADING RECEIVERS

(Based On Number Of Receptions)

	NAME	YEARS	NO	YARDS	AVG	LG	TD
1.	Stanley Morgan, WR	1977-89	534	10,352	19.4	76t	67
2.	Ben Coates, TE	1991-99	490	5,471	11.2	84t	50
3.	Irving Fryar, WR	1984-92	363	5,726	15.8	80t	38
4.	Terry Glenn, WR	1996-2001	329	4,469	14.2	86t	22
5.	**TROY BROWN, WR**	**1993-2001**	**321**	**3,970**	**12.4**	**67**	**17**
6.	Gino Cappelletti, WR	1960-70	292	4,589	15.7	63t	42
7.	Jim Colclough, WR	1960-68	283	5,001	17.7	78t	39
8.	Tony Collins, RB	1981-87	261	2,356	9.0	49	12
9.	Vincent Brisby, WR	1993-99	217	3,142	14.5	72	14
10.	Sam Cunningham, RB	1973-79, 81-82	210	1,905	9.1	41	6
	Marv Cook, TE	1989-93	210	1,843	8.8	49	11
12.	Russ Francis, TE	1975-80, 87-88	207	3,157	15.3	53	28
13.	Art Graham, WR	1963-68	199	3,107	15.6	80t	20
14.	Cedric Jones, WR	1982-90	191	2,703	14.2	65t	16
15.	Larry Garron, RB	1960-68	185	2,502	13.5	76t	25
16.	Shawn Jefferson, WR	1996-99	178	3,081	17.3	76	14
	Randy Vataha, WR	1971-76	178	3,055	17.2	88t	23
18.	Michael Timpson, WR	1989-94	172	2,472	14.4	60t	8
19.	Andy Johnson, RB	1974-76,78-81	161	1,807	11.2	53	9
20.	Harold Jackson, WR	1978-81,87	156	3,162	20.3	59	18
21.	Jim Whalen, TE	1965-69	153	2,487	16.3	87t	17
22.	Jim Nance, RB	1965-71	129	844	6.5	45	1
23.	Reggie Rucker, WR	1971-74	126	1,884	15	69t	10
24.	Greg McMurtry, WR	1990-93	120	1,519	12.7	65t	4
25.	Derrick Ramsey, TE	1983-85	118	1,412	12	39	14
26.	Lin Dawson, TE	1981-90	117	1,233	10.5	42	8
	Curtis Martin, RB	1995-97	117	890	7.6	41	5
28.	Stephen Starring, WR	1983-87	112	1,865	16.7	76t	11
29.	Ron Burton, RB	1960-65	111	1,205	10.9	73t	8
30.	Darryl Stingley, WR	1973-77	110	1,883	17.1	68	14
	Tony Romeo, TE	1962-67	110	1,724	15.7	62	10
32.	Carl Garrett, RB	1969-72	107	1,158	10.8	80t	3
33.	David Meggett, RB	1995-97	104	829	8.0	49t	1
	Sam Gash, FB	1992-97	104	826	7.9	30	6
35.	John Stephens, RB	1988-92	100	781	7.8	43	1
36.	Don Hasselbeck, TE	1977-83	99	1,444	14.6	51	15
37.	Kevin Turner, RB	1992-94	98	856	8.7	32	6
38.	Mosi Tatupu, RB	1978-90	96	843	8.8	41	2
39.	**KEVIN FAULK, RB**	**1999-2001**	**93**	**752**	**8.1**	**52t**	**4**
40.	Hart Lee Dykes, WR	1989-90	83	1,344	16.2	42	7
41.	Don Calhoun, RB	1975-81	82	614	7.5	47	2
42.	Craig James, RB	1984-88	81	819	10.1	90t	2
43.	Ron Sellers, WR	1969-71	79	1,477	18.7	77	13
44.	Bob Windsor, TE	1972-75	74	915	12.4	36	6
45.	Leroy Thompson, RB	1994	65	465	7.2	27t	5
46.	Robert Perryman, RB	1987-89	64	430	6.7	18	0
47.	Eric Sievers, TE	1989-90	62	692	11.2	46	0
48.	Mack Herron, RB	1973-75	61	789	12.9	29	6
49.	Tony Simmons, WR	1998-2000	57	981	17.2	63t	6
50.	Leonard Russell, RB	1991-93	55	350	6.4	69	0

TOP 10s

By Receiving Yds

NAME	YDS
1. Morgan, WR	10,352
2. Fryar, WR	5,726
3. Coates, TE	5,471
4. Colclough, WR	5,001
5. Glenn, WR	4,669
6. Cappelletti, WR	4,589
7. BROWN, WR	**3,970**
8. Jackson, WR	3,162
9. Francis, TE	3,157
10. Brisby, WR	3,142

By Receiving Tds

NAME	TDS
1. Morgan, WR	67
2. Coates, TE	50
3. Cappelletti, WR	42
4. Colclough, WR	39
5. Fryar, WR	38
6. Francis, TE	28
7. Garron, RB	25
8. Vataha, WR	23
9. Glenn, WR	22
10. Graham, WR	20

By Receiving Yds Avg.

(Minimum 150 Catches)

NAME	AVG.
1. Jackson, WR	20.3
2. Morgan, WR	19.4
3. Colclough, WR	17.7
4. Jefferson, WR	17.3
5. Vataha, WR	17.2
6. Whalen, TE	16.3
7. Fryar, WR	15.8
8. Cappelletti, WR	15.7
9. Graham, WR	15.6
10. Francis, TE	15.3

ALL-TIME LEADING PASSERS

(Based On Passing Yardage)

	NAME	YEARS	ATT	COMP	YARDS	PCT	TD	INT
1.	Drew Bledsoe	1993-01	4,518	2,544	29,657	56.3	166	138
2.	Steve Grogan	1975-90	3,593	1,879	26,886	52.3	182	208
3.	Babe Parilli	1961-67	2,412	1,140	16,747	47.3	132	138
4.	Tony Eason	1983-89	1,500	876	10,732	58.4	60	48
5.	Jim Plunkett	1971-75	1,503	729	9,932	48.5	62	87
6.	Hugh Millen	1991-92	612	370	4,276	60.5	17	28
7.	Mike Taliaferro	1968-70	680	305	3,920	44.9	27	44
8.	Butch Songin	1960-61	604	285	3,905	47.2	36	24
9.	Matt Cavanaugh	1978-82	385	206	3,018	53.5	19	23
10.	**TOM BRADY**	**2001**	**416**	**265**	**2,849**	**63.7**	**18**	**12**
11.	Marc Wilson	1989-90	415	214	2,631	51.6	9	16
12.	Doug Flutie	1987-89	295	143	1,842	48.5	11	14
13.	Tommy Hodson	1990-92	315	171	1,809	54.3	7	11
14.	Tom Yewcic	1961-66	206	87	1,374	42.2	12	12
15.	Tom Sherman	1968-69	226	90	1,199	39.8	12	16
16.	Scott Zolak	1992-98	244	124	1,314	50.8	8	7
17.	Joe Kapp	1970	219	98	1,104	44.7	3	17
18.	Tom Ramsey	1985-88	164	84	1,005	51.2	6	9
19.	Scott Secules	1993	134	75	918	56.0	2	9
20.	Tom Owen	1976-81	114	58	655	50.9	3	9
21.	Don Trull	1967	81	27	442	33.3	1	7
22.	Brian Dowling	1972-73	54	29	383	53.7	2	1
23.	Ed Wilson	1965	46	20	257	43.5	1	3
24.	Tom Greene	1960	63	27	251	42.9	1	6
25.	Neil Graff	1974-75	36	19	241	52.8	2	3
26.	Jeff Carlson	1992	49	18	232	36.7	1	3
27.	Andy Johnson	1974-76,78-81	13	7	194	53.8	4	1
28.	Bob Bleier	1987	39	14	181	35.9	1	1
29.	Richard Christy	1960	11	6	94	54.5	2	2
30.	John Huarte	1966-67	20	8	88	40.0	0	2
31.	Mike Kerrigan	1983-84	15	7	85	46.6	0	1
32.	Michael Bishop	1999-2000	9	3	80	33.3	1	1
33.	Dick Shiner	1973-74	10	5	68	50.0	0	1
34.	John Friesz	1999-2000	21	11	66	52.4	0	1
35.	**DAVID PATTEN**	**2001**	**2**	**1**	**60**	**50.0**	**1**	**1**
36.	Don Westbrook	1977-81	2	2	52	100.0	0	0
37.	Bob Gladieux	1969-72	3	1	48	33.3	0	1
38.	Harvey White	1960	7	3	44	42.9	0	0
39.	Larry Garron	1960-68	6	1	39	16.7	0	0
40.	Harold Jackson	1978-81,87	4	2	35	50.0	0	0
	David Meggett	1995-97	3	1	35	33.3	1	0
41.	Jim Corcoran	1968	7	3	33	42.9	0	2
42.	Kim Hammond	1969-70	6	2	31	33.3	0	0
43.	Mosi Tatupu	1978-90	2	2	30	100.0	1	0
44.	Jim Crawford	1960-64	2	2	27	100.0	0	0
	Gino Cappelletti	1960-70	1	1	27	100.0	1	0

Top 10 By Quarterback Rating

	NAME	RATING		NAME	RATING
1.	**BRADY, T.**	**86.1**	6.	Grogan, S.	69.6
2.	Eason, T.	80.6	7.	Parilli, V.	64.8
3.	Bledsoe, D.	75.9	8.	Wilson, M.	62.6
4.	Millen, H.	71.8	9.	Plunkett, J.	59.7
5.	Songin, B.	71.7	10.	Taliaferro, M.	49.8

Top 10s

By Passing Attempts

	NAME	ATT
1.	Bledsoe, D.	4,518
2.	Grogan, S.	3,593
3.	Parilli, V.	2,412
4.	Plunkett, J.	1,503
5.	Eason, T.	1,500
6.	Taliaferro, M.	680
7.	Millen, H.	612
8.	Songin, B.	604
9.	**BRADY, T.**	**416**
9.	Wilson, M.	415
10.	Cavanaugh, M.	385

By Passing Comp.

	NAME	COMP.
1.	Bledsoe, D.	2,544
2.	Grogan, S.	1,879
3.	Parilli, V.	1,140
4.	Eason, T.	876
5.	Plunkett, J.	729
6.	Millen, H.	370
7.	Taliaferro, M.	305
8.	Songin, B.	285
9.	**BRADY, T.**	**265**
10.	Wilson, M.	214

By Passing TDs

	NAME	TDS
1.	Grogan, S.	182
2.	Bledsoe, D.	166
3.	Parilli, V.	132
4.	Plunkett, J.	62
5.	Eason, T.	60
6.	Songin, B.	36
7.	Taliaferro, M.	27
8.	Cavanaugh, M.	19
9.	**BRADY, T.**	**18**
10.	Millen, H.	17

By Interceptions

	NAME	INT.
1.	Grogan, S.	208
2.	Parilli, V.	138
3.	Bledsoe, D.	138
4.	Plunkett, J.	87
5.	Eason, T.	48
6.	Taliaferro, M.	44
7.	Millen, H.	28
8.	Songin, B.	24
9.	Cavanaugh, M.	23
10.	Kapp, J.	17

By Completion %

(Minimum 500 Passes)

	NAME	%
1.	Millen, H.	60.5
2.	Eason, T.	58.4
3.	Bledsoe, D.	56.3
4.	Grogan, S.	52.3
5.	Plunkett, J.	48.5
6.	Parilli, B.	47.3
7.	Songin, B.	47.2
8.	Taliaferro, M.	44.9

ALL-TIME LEADING SCORERS

(Based On Total Points)

	NAME	YEARS	TD	TD RUN	TD PA	TD RT	FG	PAT	TP
1.	Gino Cappelletti	1960-70	42	0	42	0	176	346	1,130
2.	John Smith	1974-83	0	0	0	0	128	308	692
3.	**ADAM VINATIERI**	**1996-2001**	**0**	**0**	**0**	**0**	**160**	**206**	**688**
4.	Tony Franklin	1984-87	0	0	0	0	93	163	442
5.	Stanley Morgan	1977-89	68	0	67	1	0	0	408
6.	Ben Coates	1991-99	50	0	50	0	0	0	302
7.	Sam Cunningham	1973-79,81-82	49	43	6	0	0	0	294
8.	Jim Nance	1965-71	46	45	1	0	0	0	276
9.	Tony Collins	1981-87	44	32	12	0	0	0	264
10.	Irving Fryar	1984-92	42	1	38	3	0	0	252
	Larry Garron	1960-68	41	14	25	2	0	0	246
12.	Matt Bahr	1993-95	0	0	0	0	55	73	238
13.	Jim Colclough	1960-68	39	0	39	0	0	2	238
14.	Curtis Martin	1995-97	37	32	5	0	0	0	226
15.	Steve Grogan	1975-90	36	35	0	1	0	0	216
16.	Jason Staurovsky	1988-91	0	0	0	0	50	57	207
17.	Russ Francis	1975-80,87-88	28	0	28	0	0	0	168
18.	Don Calhoun	1975-81	25	23	2	0	0	0	150
19.	Randy Vataha	1971-76	24	0	23	1	0	0	144
20.	Andy Johnson	1974-76,78-81	22	13	9	0	0	0	132
	Terry Glenn	1996-2001	22	0	22	0	0	0	132
22.	Mosi Tatupu	1978-90	21	18	2	1	0	0	126
23.	**TROY BROWN**	**1993-2001**	**20**	**0**	**17**	**3**	**0**	**0**	**120**
	Art Graham	1963-68	20	0	20	0	0	0	120
25.	Ron Burton	1960-65	19	9	8	2	0	0	114
26.	John Stephens	1988-92	19	17	1	1	0	0	114
27.	Carl Garrett	1969-72	18	15	3	0	0	0	108
	Harold Jackson	1978-81,87	18	0	18	0	0	0	108
	Cedric Jones	1982-90	18	0	16	2	0	0	108
30.	Charlie Gogolak	1970-72	0	0	0	0	20	42	102
	Horace Ivory	1977-81	17	14	2	1	0	0	102
	Jim Whalen	1965-69	17	0	17	0	0	0	102
33.	Mack Herron	1973-75	16	9	6	1	0	0	96
	Darryl Stingley	1973-77	16	2	14	0	0	0	96
35.	Babe Parilli	1961-67	15	15	0	0	0	1	92
	Don Hasselbeck	1977-83	15	0	15	0	0	0	90
	Billy Lott	1961-63	15	8	7	0	0	0	90
38.	Charlie Baumann	1991-92	0	0	0	0	18	31	85
39.	Vincent Brisby	1993-99	14	0	14	0	0	0	84
	Shawn Jefferson	1996-99	14	0	14	0	0	0	84
	Derrick Ramsey	1983-85	14	0	14	0	0	0	84
42.	**ANTOWAIN SMITH**	**2001**	**13**	**12**	**1**	**0**	**0**	**0**	**78**
	Craig James	1984-88	13	11	2	0	0	0	78
	Leonard Russell	1991-93	13	13	0	0	0	0	78
	Ron Sellers	1969-71	13	0	13	0	0	0	78
46.	Robert Edwards	1998	12	9	3	0	0	0	72
47.	Marv Cook	1989-93	11	0	11	0	0	0	66
	Stephen Starring	1983-87	11	0	11	0	0	0	66
49.	Jeff White	1973	0	0	0	0	14	21	63
50.	**KEVIN FAULK**	**1999-2001**	**10**	**6**	**4**	**0**	**0**	**0**	**62**
	David Posey	1978	0	0	0	0	11	29	62

Top 10s

By Touchdowns

	NAME	TDS
1.	Morgan, S.	68
2.	Coates, B.	50
3.	Cunningham, S.	49
5.	Nance, J.	46
5.	Collins, T.	44
6.	Cappelletti, G.	42
	Garron, L.	42
	Fryar, I.	42
9.	Colclough, J.	39
10.	Martin, C.	37

By Field Goal Att.

	NAME	FGA
1.	Cappelletti, G.	334
2.	**VINATIERI, A.**	**199**
3.	Smith, J.	191
4.	Franklin, T.	125
5.	Bahr, M.	72
6.	Staurovsky, J.	69
7.	Gogolak, C.	36
8.	Baumann, C.	27
9.	Sisson, S.	26
10.	White, J.	25

By Field Goals Made

	NAME	FGS
1.	Cappelletti, G.	176
2.	**VINATIERI, A.**	**160**
3.	Smith, J.	128
4.	Franklin, T.	93
5.	Bahr, M.	55
6.	Staurovsky, J.	50
7.	Gogolak, C.	20
8.	Baumann, C.	18
9.	Davis, G.	16
10.	Sisson, S.	14
	White, J.	14

By PATs Attempted

	NAME	NO.
1.	Cappelletti, G.	358
2.	Smith, J.	323
3.	**VINATIERI, A.**	**211**
4.	Franklin, T.	166
5.	Bahr, M.	73
6.	Staurovsky, J.	59
7.	Gogolak, C.	42
8.	Baumann C,.	34
9.	Posey, D.	31
10.	White, J.	25

By PATs Made

	NAME	PATS
1.	Cappelletti, G.	346
2.	Smith, J.	308
3.	**VINATIERI, A.**	**206**
4.	Franklin, T.	163
5.	Bahr, M.	73
6.	Staurovsky, J.	57
7.	Gogolak, C.	42
8.	Baumann, C.	31
9.	Posey, D.	29
10.	White, J.	21

ALL-TIME LEADING INTERCEPTORS

By Interceptions

	NAME	YEARS	NO	YDS	AVG	LG	TD
1	Raymond Clayborn	1977-89	36	555	15.4	85	1
2	Ron Hall	1961-67	29	476	16.4	87	1
	Roland James	1980-90	29	383	13.2	46	0
	Fred Marion	1982-91	29	457	15.8	83	1
5	Mike Haynes	1976-82	28	393	14	50	1
6	Maurice Hurst	1989-95	27	263	9.7	36	1
7	**TY LAW**	**1995-2001**	**25**	**438**	**17.5**	**59t**	**5**
8	Nick Buoniconti	1962-68	24	223	9.3	41	0
	Ronnie Lippett	1984-91	24	420	17.5	73	2
10	Don Webb	1961-70	21	366	17.4	59	2
11	**LAWYER MILLOY**	**1996-2001**	**19**	**123**	**6.5**	**30t**	**1**
12	Ron Bolton	1972-75	18	116	6.4	56	0
13	Tim Fox	1976-81	17	215	12.6	29	0
	Steve Nelson	1974-87	17	226	13.3	37	0
15	Tom Addison	1960-67	16	103	6.4	17	1
	Rick Sanford	1979-84	16	198	12.4	99t	1
17	Prentice McCray	1974-80	15	352	23.5	63t	2
	Ross O'Hanley	1960-65	15	288	19.2	61	1
	Chuck Shonta	1960-67	15	261	17.4	52	0
20	Willie Clay	1996-98	13	178	13.7	53t	1
21	Dick Felt	1962-66	12	199	16.6	35	0
22	Vincent Brown	1988-95	10	95	9.5	49t	1
	Larry Carwell	1969-72	10	186	18.6	53t	1
	Bob Howard	1975-77	10	90	9	44t	1
	Leroy Mitchell	1967-68	10	50	5	20	0
26	Ed Philpott	1967-71	9	91	10.1	23	0
27	**OTIS SMITH**	**1996, 2000-01**	**8**	**257**	**32.1**	**78t**	**2**
	Fred Bruney	1960-62	8	125	15.6	33t	1
	Tom Hennessey	1965-66	8	113	14.1	33	0
30	Jerome Henderson	1991-93,96	7	52	7.4	34	0
	Sam Hunt	1974-79	7	189	27	68t	1
	Johnny Rembert	1983-92	7	70	10	37	0
	Bob Suci	1963	7	277	39.6	98t	2
	Clyde Washington	1960-61	7	58	8.3	33	0
35	John Charles	1967-69	6	110	18.3	35t	1
	Lawrence McGrew	1980-89	6	49	8.2	27	0
	Rod McSwain	1984-90	6	89	14.8	42	0
	Ricky Reynolds	1994-96	6	24	4	11	0
	John Sanders	1974-76	6	75	12.5	23t	1
40	Don Blackmon	1981-87	5	63	12.6	39	0
	Myron Guyton	1994-95	5	86	17.2	45	0
	Mike Hawkins	1978-81	5	56	11.2	35t	1
	Honor Jackson	1972-73	5	133	26.6	55	0
	Daryl Johnson	1968-71	5	85	17	42	0
	Rod Shoate	1975-81	5	50	10	42t	1

Top 10s

By Int. Return Yds

	NAME	NO.
1.	Clayborn, R.	555
2.	Hall, R.	476
3.	Marion, F.	457
4.	**LAW, T.**	**438**
5.	Lippett, R.	420
6.	Haynes, M.	393
7.	James, R.	383
8.	Webb, D.	366
9.	McCray, P.	352
10.	O'Hanley, R.	288

By Touchdowns

1.	**LAW, T.**	**5**
2.	Lippett, R.	2
	McCray, P.	2
	SMITH, O.	**2**
	Suci, B.	2
	Webb, D.	2
6.	Addison, T.	1
	Brown, V.	1
	Bruney, F.	1
	Buckley, T.	1
	Carwell, L.	1
	Clay, W.	1
	Clayborn, R.	1
	Geddess, B.	1
	Hall, R.	1
	Hawkins, M.	1
	Haynes, M.	1
	Hitchcock, J.	1
	Howard, B.	1
	Hunt, Jim Lee	1
	Hunt, Sam	1
	Hurst, M.	1
	Katzenmoyer, A.	1
	Marion, F.	1
	McGINEST, W.	**1**
	MILLOY, L.	**1**
	O'Hanley, R.	1
	Outlaw, J.	1
	Pool, D.	1
	Sanders, J.	1
	Sanford, R.	1
	Shoate, R.	1
	Singleton, C.	1
	Slade, C.	1
	Thomas, H.	1
	Weishuhn, C.	1
	Whigham, L.	1
	Witt, M.	1

ALL-TIME LEADING PUNTERS

By Punts

	NAME	YEARS	NO	YARDS	AVG	LG	BLK
1.	Rich Camarillo	1981-87	468	19,922	42.6	76	4
2.	Tom Yewcic	1961-66	378	14,553	38.6	70	9
3.	Tom Janik	1969-71	243	9,516	39.2	58	1
4.	Mike Patrick	1975-78	225	8,481	37.7	64	3
5.	Tom Tupa	1996-98	215	9,602	44.7	73	1
6.	Lee Johnson	1999-2001	203	8,578	42.3	76	1
7.	Shawn McCarthy	1991-92	169	6,862	40.7	93	2
8.	Jeff Feagles	1988-89	154	5,874	38.1	74	1
9.	Terry Swanson	1967-68	127	5,081	40.0	62	2
10.	Pat O'Neill	1994-95	110	4,355	39.6	57	0
11.	Bruce Barnes	1973-74	100	3,738	37.4	53	0
12.	Brian Hanson	1990	90	3,752	41.7	69	2
13.	Eddie Hare	1979	83	3,038	36.6	58	1
14.	Mike Hubach	1980-81	82	3,118	38.0	69	0
15.	Pat Studstill	1972	75	2,859	38.1	57	1
16.	Mike Saxon	1993	73	3,096	42.4	59	3
17.	Tom Greene	1960	61	2,253	36.9	66	1
18.	Jim Fraser	1966	55	2,044	37.2	68	2
19.	Jerrel Wilson	1978	54	1,921	35.6	57	0

By Punt Avg.
(Minimum 100 Punts)

	NAME	AVG.
1.	Tupa, T.	44.7
2.	Camarillo, R.	42.6
3.	Johnson, L.	42.3
4.	McCarthy, S.	40.6
5.	Swanson, T.	40.0
6.	O'Neill, P.	39.6
7.	Feagles, J.	39.5
8.	Janik, T.	39.2
9.	Yewcic, T.	38.5
10.	Patrick, M.	37.7

ALL-TIME LEADING PUNT RETURNERS

(Based on Return Yardage)

	NAME	YEARS	NO.	FC	YDS.	AVG	LG	TD
1.	Irving Fryar	1984-92	206	70	2,055	10.0	85t	3
2.	**TROY BROWN**	**1993-2001**	**172**	**74**	**1,973**	**11.5**	**85t**	**3**
3.	David Meggett	1995-97	142	32	1,438	10.1	60t	1
4.	Mike Haynes	1976-82	111	8	1,159	10.4	89t	2
5.	Stanley Morgan	1977-89	92	32	960	10.4	80t	1
6.	Mack Herron	1973-75	74	14	888	12.0	66	0
7.	Ricky Smith	1982-83	54	20	537	9.9	55	0
8.	Carl Garrett	1969-72	43	2	487	11.3	62	0
9.	Roland James	1980-90	42	8	400	9.5	75t	1
10.	Ron Burton	1960-65	56	0	389	6.9	62	0
11.	Bob Suci	1963	25	NA	233	9.3	22	0
12.	Walter Stanley	1992	28	17	227	8.1	50	0
	Ronnie Harris	1993-94	26	4	227	8.7	21	0
14.	Jerome Henderson	1991-93,96	27	10	201	7.4	39	0
15.	Billy Johnson	1966-69	23	9	195	8.5	52	0
16.	Ray Crittenden	1993-94	21	7	192	9.1	30	0
17.	**KEVIN FAULK**	**1999-2001**	**20**	**7**	**175**	**8.8**	**35**	**0**
18.	Chris Canty	1997-98	16	7	170	10.6	36	0
19.	Sammy Martin	1988-91	20	2	165	8.3	28	0
20.	Tom Stephens	1960-64	19	NA	151	7.9	26	0
	Fred Bruney	1960-62	30	NA	148	4.9	19	0
	Joe Bellino	1965-67	19	8	148	7.8	18	0
23.	Jay Cunningham	1965-67	22	5	140	6.4	44	0
24.	Dave Cloutier	1964	20	NA	136	6.8	40	0
	Darryl Stingley	1973-77	19	4	136	7.2	29	0
26.	Willie Porter	1968	22	5	135	6.1	24	0
27.	Stephen Starring	1983-87	19	2	108	5.7	17	0
28.	Erroll Tucker	1989	13	1	102	7.8	25	0

Top 10s

By Punt Returns

NAME	NO.
1. Fryar, I.	206
2. BROWN, T.	**172**
3. Meggett, D.	142
4. Haynes, M.	111
5. Morgan, S.	92
6. Herron, M.	74
7. Burton, R.	56
8. Smith, R.	54
9. Garrett, C.	43
10. James, R.	42

By Return Average
(Minimum of 20 Ret.)

NAME	AVG.
1. Herron, M.	12.0
2. BROWN, T.	**11.5**
3. Garrett, C.	11.3
4. Haynes, M.	10.4
5. Morgan, S.	10.4
6. Meggett, D.	10.1
7. Fryar, I.	10.0
8. Smith, R.	9.9
9. James, R.	9.5
10. Suci, B.	9.3

ALL-TIME LEADING KICKOFF RETURNERS

(Based on Return Yardage)

	NAME	YEARS	NO	YARDS	AVG	LG	TD
1.	David Meggett	1995-97	105	2,561	24.4	62	0
2.	**KEVIN FAULK**	**1999-2001**	**110**	**2,421**	**22.0**	**95**	**0**
3.	Larry Garron	1960-67	89	2,299	25.8	95t	2
4.	Stephen Starring	1983-87	107	2,259	21.1	53	0
5.	Carl Garrett	1969-72	92	2,251	24.5	63	0
6.	Sammy Martin	1988-91	88	2,012	22.9	95t	1
7.	**TROY BROWN**	**1993-2001**	**87**	**1,862**	**21.4**	**54**	**0**
8.	Mack Herron	1973-75	71	1,796	25.3	92t	1
9.	Raymond Clayborn	1977-89	57	1,538	27.0	101t	3
10.	Ricky Smith	1982-84	67	1,505	22.5	98t	1
11.	Derrick Cullors	1993-99	60	1,471	24.5	86t	1
12.	Jay Cunningham	1965-67	64	1,372	21.4	45	0
13.	Tony Collins	1981-87	66	1,335	20.5	46	0
14.	Jon Vaughn	1991-92	54	1,281	23.7	100t	2
15.	Horace Ivory	1977-81	45	1,191	26.5	98t	1
16.	Ron Burton	1960-65	46	1,119	24.3	91t	1
17.	J.D. Garrett	1964-67	48	1,054	22.0	42	0
18.	Ray Crittenden	1993-94	47	938	20.0	44	0
19.	Joe Bellino	1965-67	43	905	21.0	43	0
20.	Allen Carter	1975-76	33	898	27.2	99t	1
21.	Marvin Allen	1988-91	43	844	19.6	34	0
22.	Allan Clark	1979-80	40	837	20.9	38	0
23.	Willie Porter	1968	36	812	22.6	61	0
24.	Richard Christy	1960	24	617	25.7	52	0
25.	Odell Lawson	1970-71	27	593	22.0	52	0
26.	Andy Johnson	1974-76,78-81	28	544	19.4	41	0
27.	Walter Stanley	1992	29	529	18.2	40	0
28.	Billy Johnson	1966-69	24	453	18.9	36	0
29.	Irving Fryar	1984-92	26	495	19.0	47	0
30.	Jess Phillips	1976-77	20	490	24.5	71	0
31.	Jon Williams	1984	23	461	20.0	29	0
32.	Leroy Thompson	1994	18	376	20.9	30	0
33.	Reggie Rucker	1971-74	15	375	25.0	43	0
34.	Bob Suci	1963	17	360	21.1	35	0
35.	Ron Gardin	1971	14	321	22.9	34	0
36.	Chris Canty	1997-98	15	313	20.9	63	0

Top 10s

By Kickoff Returns

NAME	NO.
1. FAULK, K.	**110**
2. Starring, S.	107
3. Meggett, D.	105
4. Garrett, C.	92
5. Garron, L.	89
6. Martin, S.	88
7. BROWN, T.	**87**
8. Herron, M.	71
9. Smith, R.	67
10. Collins, T.	66

By Kickoff Return Avg.

(Minimum of 20 Ret.)

NAME	AVG.
1. Carter, A.	27.2
2. Clayborn, R.	27.0
3. Ivory, H.	26.5
4. Garron, L.	25.8
5. Christy, D	25.7
6. Herron, M.	25.3
7. Cullors, D.	24.5
8. Garrett, C.	24.5
9. Meggett, D.	24.4
10. Burton, R.	24.3

Consecutive Records

SEASONS PLAYED
16 Steve Grogan (1975-90)
14 Bruce Armstrong (1987-2000)
Steve Nelson (1974-86)

GAMES PLAYED
161 Raymond Clayborn (9-18-77 to 11-22-87)
152 Gino Cappelletti (9-9-60 to 12-6-70)

GAMES STARTED
147 Raymond Clayborn (9-3-78 to 11-22-87)
110 Ray Hamilton (9-16-73 to 10-26-80)

GAMES SCORING
101 John Smith (9-28-75 to 10-2-83)

GAMES SCORING TD
7 Curtis Martin (10-13-96 to 11-24-96)
6 Robert Edwards (9-7-98 to 10-19-98)
5 Curtis Martin (10-23-95 to 11-19-95)
Michael Timpson (12-26-93 to 9-18-94)
Horace Ivory (10-22-78 to 11-19-78)
Jimmy Colclough (11-11-62 to 12-9-62)

GAMES RUSHING TD
7 Curtis Martin (10-13-96 to 11-24-96)
6 Robert Edwards (9-7-98 to 10-19-98)
5 Curtis Martin (10-23-95 to 11-19-95)
Horace Ivory (10-22-78 to 11-19-78)
4 Jim Nance (11-27-66 to 12-18-66)
Tony Collins (9-21-81 to 10-11-81)

GAMES RECEIVING TD
5 Michael Timpson (12-26-93 to 9-18-94)
Jimmy Colclough (11-11-62 to 12-9-62)
4 Stanley Morgan (9-21-86 to 10-12-86)
Stanley Morgan (9-7-80 to 9-29-80)
Art Graham (12-11-66 to 9-17-67)

GAMES PASSING TD
14 Babe Parilli (12-3-61 to 9-8-63)
12 Drew Bledsoe (12-5-93 to 10-16-94)
11 Drew Bledsoe (12-21-96 to 11-16-97)
10 Babe Parilli (12-11-66 to 10-29-67)
Mike Taliaferro (9-28-69 to 11-30-69)
Tony Eason (11-24-85 to 10-5-86)

GAMES NONE INTERCEPTED
6 Tony Eason (9-7-86 to 10-26-86)
5 Drew Bledsoe (10-23-95 to 11-19-95)

PASSING ATTEMPTS NONE INTERCEPTED
179 Drew Bledsoe (10-23-95 to 11-26-95)
178 Tony Eason (12-22-85 to 10-26-86)
162 Tom Brady (11-23-00 to 10-28-01)
141 Tony Eason (12-18-83 to 10-14-84)

PASSING ATT. WITHOUT INTERCEPTION TO START CAREER
162 Tom Brady (11-23-00 to 10-28-01)*

GAMES RECEPTIONS MADE
63 Ben Coates (12-27-92 to 12-15-96)
42 Jim Colclough (9-9-60 to 9-8-63)
28 Stanley Morgan (12-1-85 to 11-29-87)

RECEPTIONS MADE FOR TDs
3 Derrick Ramsey (11-18-84)
Harold Jackson (9-9-79)

GAMES INTERCEPTIONS MADE
4 Mike Haynes (11-7-76 to 11-28-76)
3 **Ty Law (11-26-95 to 12-10-95)**
Myron Guyton (11-12-96 to 11-26-95)

FGs MADE
25 Adam Vinatieri (11-24-96 to 11-9-97)
16 Adam Vinatieri (10-8-00 to 12-4-00)
14 Tony Franklin (10-26-86 to 11-23-86)

GAMES FG MADE
17 Matt Bahr (12-18-94 to 12-16-95)
17 Tony Franklin (11-24-85 to 11-23-86)

PATs MADE
117 Adam Vinatieri (10-27-96 to 10-31-99)
105 Gino Cappelletti (12-8-63 to 12-18-66)
79 John Smith (11-18-79 to 10-4-81)

MOST VICTORIES (INCLUDING POSTSEASON)
9 Nov. 25, 2001 to Feb. 3, 2002 (active)
7 Nov. 13, 1994 to Sept. 3, 1995
Oct. 19, 1986 to Nov. 30, 1986
Nov. 7, 1976 to Sept. 18, 1977
Sept. 24, 1978 to Nov. 5, 1978

MOST SHUTOUT VICTORIES
2 (vs. Miami), Dec. 12, 1982 and
at Seattle Dec. 19, 1982

MOST VICTORIES AT HOME
10 Sept. 19, 1976 to Oct. 30, 1977

MOST VICTORIES ON ROAD
6 Oct. 19, 1986 to Dec. 22, 1986
Sept. 10, 1978 to Nov. 19, 1978

MOST LOSSES
14 Sept. 23, 1990 to Sept. 1, 1991
10 Dec. 22, 1991 to Nov. 8, 1992
9 Oct. 25, 1981 to Dec. 20, 1981
Oct. 8, 1972 to Dec. 3, 1972
Sept. 27, 1970 to Nov. 22, 1970

MOST LOSSES AT HOME
10 Dec, 3, 1989 to Sept. 22, 1991
6 Nov. 3, 1974 to Sept. 28, 1975
Oct. 15, 1972 to Sept. 23, 1973
Sept. 27, 1970 to Dec. 13, 1970

MOST LOSSES ON ROAD
8 Sept. 13, 1981 to Dec. 20, 1981
Dec. 6, 1970 to Dec. 12, 1971
Oct. 6, 1968 to Oct. 26, 1969

MOST GAMES SCORING
125 Dec. 28, 1975 to Nov. 13, 1983

MOST QUARTERS PATRIOTS SCORELESS
10 Nov. 22, 1992 (vs. NYJ, 2nd half)
to Dec. 6, 1992 (vs. Indianapolis)

MOST SHUTOUT QUARTERS ALLOWED
8 Dec. 12, 1982 (vs. Miami) to Dec. 19, 1982 (at Seattle)

MOST QUARTERS NOT ALLOWING A TD
10 Dec. 5, 1982 (at Chicago, 2nd half) thru
Dec. 19, 1982 (at Seattle)
(Shutout victories vs. Miami 12-12-82
and at Seattle 12-19-82)

SERIES GAME PATRIOTS VICTORIES
11 Buffalo Bills, Jan. 2, 1983 to Dec. 20, 1987

SERIES GAME PATRIOTS LOSSES
9 New York Jets, Dec. 18, 1966 to Nov. 22, 1970

***-NFL RECORD**

Patriots Longest Plays

70+ RUSHING

	PLAYER	YARDS	OPP.	DATE
1.	Larry Garron	85t	vs. Buf.	10/22/61
2.	Carl Garrett	80t	vs. Mia.	11/9/69
3.	Robert Weathers	77t	vs. Balt.	9/4/83
	Ron Burton	77t	at Den.	10/23/60
5.	Sam Cunningham	75t	at Buff.	10/20/74
6.	Craig James	73t	vs. St. Louis	12/2/84

70+ PUNT RETURNS

	PLAYER	YARDS	OPP.	DATE
1.	Mike Haynes	89t	vs. Buff.	11/7/76
2.	**Troy Brown**	**85t**	**vs. Cle.**	**12/9/01**
	Irving Fryar	85t	at Buff.	9/22/85
4.	Stanley Morgan	80t	vs. Balt.	11/18/79
5.	Irving Fryar	77t	vs. Indy	11/10/85

80+ PASS PLAYS

	PLAYER	YARDS	OPP.	DATE
1.	**T. Brady to D. Patten**	**91t**	**at Ind.**	**10/21/01**
2.	T. Eason to C. James	90t	at Chi.	9/15/85
3.	J. Plunkett to R. Vataha	88t	at Balt.	12/19/71
4.	T. Sherman to J. Whalen	87t	at NYJ	10/27/68
5.	D. Bledsoe to T. Glenn	86t	at Pitt.	12/6/98

80+ INTERCEPTION RETURNS

	PLAYER	YARDS	OPP.	DATE
1.	Jimmy Hitchcock	100t	vs. Mia.	11/23/97
2.	Rick Sanford	99t	at Chi.	12/5/82
3.	Bob Suci	98t	vs. Hou.	11/1/63
4.	Ron Hall	87t	at Den.	9/18/66
5.	Raymond Clayborn	85t	at Clev.	10/7/84
6.	Fred Marion	83t	at Sea.	11/17/85
7.	Chris Singleton	82t	at Indy	11/15/92

90+ KICKOFF RETURNS

	PLAYER	YARDS	OPP.	DATE
1.	Raymond Clayborn	101t	at Balt.	12/18/77
2.	Raymond Clayborn	100t	at NYJ	10/2/77
	Jon Vaughn	100t	at Cin.	12/20/92
4.	Allan Carter	99t	at Balt.	12/21/75
	Jon Vaughn	99t	at Pho.	9/29/91
6.	Ricky Smith	98t	vs. NYJ	9/19/82
	Horace Ivory	98t	at Balt.	10/19/80
8.	**Kevin Faulk**	**95**	**vs. NYJ**	**11/15/99**
	Sammy Martin	95t	at Indy	11/27/88
	Larry Garron	95t	at Buff.	11/3/62
11.	Mack Herron	92t	vs. S.D.	12/2/73
12.	Ron Burton	91t	vs. Dallas	11/3/61

70+ PUNTS

	PLAYER	YARDS	OPP.	DATE
1.	Shawn McCarthy	93	at Buff.	11/3/91
2.	Luke Prestridge	89	vs. Mia.	10/21/84
3.	Bob Scarpito	87	at Den.	9/29/68
4.	Luke Prestridge	82	vs. NYJ	10/28/84
5.	Rich Camarillo	76	vs. NYJ	9/19/82
	Lee Johnson	76	at Cin.	9/9/01
7.	Rich Camarillo	75	at Chi.	9/15/85
	Rich Camarillo	75	at Oak.	11/1/81
9.	Jeff Feagles	74	vs. Indy	10/2/88

50+ FIELD GOALS

	PLAYER	YARDS	OPP.	DATE
1.	**Adam Vinatieri**	**55**	**at St.L**	**12/13/98**
	Matt Bahr	55	at Mia.	11/12/95
3.	**Adam Vinatieri**	**54**	**vs. Cle.**	**12/9/01**
4.	**Adam Vinatieri**	**53**	**vs. K.C.**	**12/4/00**
	Jason Staurovsky	53	vs. Sea.	10/7/90
	Gino Cappelletti	53	at NYJ	11/28/65
7.	**Adam Vinatieri**	**52**	**at Indy**	**9/13/98**
	Adam Vinatieri	**52**	**vs. Buff.**	**10/12/97**
9.	**Adam Vinatieri**	**51**	**vs. Balt.**	**1/2/00**
	Charlie Gogolak	51	at Mia.	1017/71
	Gino Cappelletti	51	vs. Den.	11/20/64
12.	**Adam Vinatieri**	**50**	**at Balt.**	**10/6/96**
	Teddy Garcia	50	at Minn.	9/11/88
	Tony Franklin	50	vs. LA Raid.	11/1/87
	Tony Franklin	50	vs. Det.	12/8/85
	Tony Franklin	50	at T.B.	10/27/85
	John Smith	50	vs. K.C.	10/4/81

Opponents Longest Plays

70+ RUSHING

	PLAYER	YARDS	OPP.	DATE
1.	Jack Larschied	87t	at Oak.	10/16/60
2.	Thurman Thomas	80t	at Buff.	11/18/90
	O.J. Simpson	80t	vs Buff.	9/16/73
4.	Tony Dorsett	75t	vs Dal.	9/21/81
5.	Wayne Patrick	72	at Buff.	10/11/69

60+ PUNT RETURNS

	PLAYER	YARDS	OPP.	DATE
1.	Andre Hastings	76	at N.O.	10/4/98
	Goldie Sellers	76t	at K.C.	11/17/68
	Eugene Mingo	76t	vs Den.	9/9/60
4.	Mike Nelms	75t	at Wash.	10/25/81
	Nesby Glasglow	75t	vs. Balt.	11/18/79

80+ PASS PLAYS

	PLAYER	YARDS	OPP.	DATE
1.	George Shaw to Jerry Tarr	97t	vs Den.	9/21/62
2.	Len Dawson to Frank Pitts	90t	at K.C.	11/17/68
3.	Ken O'Brien to Wesley Walker	88t	at NYJ	11/24/85
4.	Steve DeBerg to S. Paige	86t	vs. K.C.	12/2/90
	Clyde Grosscup to Don Maynard	86t	NY Titans	10/6/62
6.	John Hadl to Lance Alworth	85t	vs S.D.	10/17/65
7.	Scott Hunter to Leonard Thompson	82	vs. Det.	10/7/79

70+ INTERCEPTION RETURNS

	PLAYER	YARDS	OPP.	DATE
1.	Bryant Westbrook	101t	at Det.	11/23/00
2.	Dick Anderson	94t	vs Mia.	11/24/68
3.	Ray Buchanan	90t	vs Indy	12/11/94
4.	Al Harris	84	at Phil.	12/19/99
5.	Leroy Irvin	80	vs LARams	11/16/80
6.	Levi Johnson	76	at Det.	10/10/76
7.	Dave Washington	72t	vs Buff.	11/3/74

90+ KICKOFF RETURNS

	PLAYER	YARDS	OPP.	DATE
1.	Charlie Warner	102t	vs Buff.	11/7/65
2.	Mercury Morris	96t	at Mia.	12/6/70
3.	Mercury Morris	94t	vs Mia.	12/5/71
4.	Ode Burrell	93t	at Hou.	11/29/64
	Elbert Dubenion	93t	at Buff.	11/3/62
6.	Reggie Barrow	92t	at Jack.	12/7/97
7.	Joe Washington	90t	vs. Balt.	9/18/78
	Wallace Francis	90t	at Buff.	12/9/73
	Al Frazier	90t	at Den.	12/3/61

70+ PUNTS

	PLAYER	YARDS	OPP.	DATE
1.	Bob Parsons	81	at Chi.	11/5/82
2.	Joe Prokop	76	vs NYJ	11/5/89
3.	James Fraser	75	at Den.	11/11/62
4.	Reggie Roby	73	vs Mia.	10/5/86
5.	Mark Horan	71	vs Den.	10/27/91
6.	Lee Johnson	70	at Cin.	9/23/90
	Bryan Wagner	70	vs Chi.	10/30/88

50+ FIELD GOALS

	PLAYER	YDS	OPP	DATE
1.	Morten Anderson	54	at Atl.	10/1/95
	Norm Johnson	54	at Atl.	11/29/92
	Dean Biasucci	54	vs Indy	11/11/90
4.	Olindo Mare	53	vs. Miami	10/17/99
	Jason Elam	53	at Den.	9/7/98
	Pat Leahy	53	vs. NYJ	10/20/85
	Uwe von Schamann	53	vs Mia.	10/21/79
8.	Pat Leahy	52	vs. NYJ	10/20/85
	Raul Allegre	52	vs. Balt.	9/4/83
	Raul Allegre	52	at Balt.	10/9/83
	Uwe von Schamann	52	vs Mia.	11/13/82
	Chris Bahr	52	at Cin.	10/15/78
13.	Jason Elam	51	vs. Den.	10/8/95
	Steve Christie	51	at Buff.	11/11/95
	Tony Franklin	51	vs Mia.	11/6/88
	Chris Bahr	51	at Oak.	11/1/81
17.	50 Yards Accomplished Ten Times; Most Recent:			
	John Hall	50	at NYJ	12/2/01

100-Yard Rushing Games

#	Yds	No	Name	Date	Opponents
1	212	23	Tony Collins	9/18/83	NY Jets
2	208	38	Jim Nance	10/30/66	Oakland
3	199	40	Curtis Martin	9/14/97	NY Jets
4	196	24	Robert Edwards	12/13/98	at St. Louis
5	185	34	Jim Nance	9/24/67	at Buffalo
6	177	25	Don Calhoun	11/28/76	Denver
7	177	22	Don Calhoun	12/5/76	N.O.
8	166	35	Curtis Martin	11/5/95	at NY Jets
9	166	19	Curtis Martin	1/5/97	Pittsburgh*
10	164	24	Jim Nance	12/17/67	at Miami
11	164	17	Curtis Martin	10/13/96	Washington
12	161	32	Tony Collins	11/28/82	Houston
13	156	26	Antowain Smith	12/22/01	Miami
14	148	31	Curtis Martin	12/10/95	NY Jets
15	148	27	Curtis Martin	11/26/95	at Buffalo
16	147	27	Leonard Russell	11/28/93	NY Jets
17	147	23	Tony Collins	10/23/83	at Buffalo
18	146	35	Michael LeBlanc	10/11/87	Buffalo
19	146	17	Jim Nance	12/11/66	at Houston
20	143	17	Don Calhoun	9/10/78	St. Louis
21	142	30	Curtis Martin	11/12/96	at Miami
22	142	25	Craig James	12/22/85	Cincinnati
23	141	35	Curtis Martin	11/24/95	Indy
24	141	25	Sam Cunningham	11/7/76	Buffalo
25	141	25	Sam Cunningham	10/16/77	at S.D.
26	141	24	Don Calhoun	11/14/76	at Baltimore
27	140	13	Larry Garron	10/26/62	Oakland
28	138	30	Craig James	12/16/84	Indy
29	138	26	Leonard Russell	12/26/93	Indy
30	137	21	Tony Collins	9/12/82	at Baltimore
31	134	25	John Stephens	10/23/88	at Buffalo
32	133	23	Jim Nance	11/27/66	at Miami
33	130	17	John Stephens	12/17/88	at Denver
34	129	22	Sam Cunningham	10/27/74	at Minnesota
35	128	21	Mosi Tatupu	12/4/83	N.O.
36	128	16	Horace Ivory	11/5/78	at Buffalo
37	127	36	Curtis Martin	10/23/95	Buffalo
38	127	29	Jim Nance	10/8/67	S.D.
39	127	21	Carl Garrett	11/28/71	at Buffalo
40	127	16	Ron Burton	10/23/60	at Denver
41	127	14	Andy Johnson	12/12/76	at Tampa
42	126	27	Terry Allen	12/26/99	Buffalo
43	126	24	Jim Nance	9/18/66	at Denver
44	126	23	John Stephens	11/19/89	Buffalo
45	125	24	Jim Nance	11/16/69	at Cincinnati
46	125	11	Sam Cunningham	10/20/74	at Buffalo
47	124	35	John Stephens	10/30/88	Chicago
48	124	27	John Stephens	12/3/89	Indy
49	124	18	Andy Johnson	10/19/75	Baltimore
50	123	30	Scott Lockwood	12/27/92	Miami
51	121	31	John Stephens	12/4/88	Seattle
52	121	25	Curtis Martin	9/7/97	at Indy
53	121	12	J.D. Garrett	10/4/64	at Denver
54	120	20	Craig James	11/4/84	at Denver
55	120	20	Curtis Martin	12/16/95	at Pittsburgh
56	119	23	Craig James	11/3/85	Miami
57	119	13	Mack Herron	10/12/75	at Cincinnati
58	118	22	Sam Cunningham	10/24/76	at Buffalo
59	118	17	Ron Burton	9/16/62	Houston
60	117	23	Antowain Smith	11/4/01	at Atlanta
61	116	28	Leonard Russell	10/10/93	at Phoenix
62	116	12	Horace Ivory	11/18/79	Baltimore
63	116	10	Larry Garron	10/22/61	Buffalo
64	115	26	Craig James	12/8/85	Detroit
65	113	21	Sam Cunningham	11/17/74	NY Jets
66	113	20	Jim Nance	10/15/67	Miami
67	113	16	Don Calhoun	12/21/80	at N.O.
68	113	15	Horace Ivory	10/22/78	Miami
69	112	31	Curtis Martin	12/3/95	N.O.
70	112	26	Leonard Russell	12/15/91	at N.Y. Jets
71	112	19	Craig James	11/22/84	at Dallas
72	111	24	Antowain Smith	11/25/01	N.O.
73	111	19	Jim Nance	12/8/68	at Miami
74	111	15	Carl Garrett	10/10/71	NY Jets
75	110	20	Jon Vaugn	11/22/92	NY Jets
76	109	27	Andy Johnson	9/18/78	Baltimore
77	109	24	Jim Nance	12/4/66	Buffalo
78	109	22	Don Calhoun	11/21/76	at NY Jets
79	109	18	Jim Nance	11/26/67	at Houston
80	109	17	Jim Nance	11/9/69	Miami
81	108	26	Jim Nance	11/5/67	Houston
82	108	25	Jim Nance	10/23/66	S.D.
83	108	23	Josh Ashton	10/1/72	Washington
84	108	14	Craig James	11/24/85	at NY Jets
85	107	22	Jim Nance	11/20/66	at K.C.
86	107	20	Tony Collins	9/16/84	Seattle
87	107	17	Larry Garron	12/8/63	at Houston
88	106	27	Leonard Russell	11/3/91	at Buffalo
89	106	21	Sam Cunningham	9/19/76	Miami
90	106	19	Don Calhoun	11/23/80	Baltimore
91	106	17	Terry Allen	10/24/99	Denver
92	105	23	Sam Cunningham	9/18/77	K.C.
93	105	22	Craig James	1/12/86	at Miami*
94	105	11	Dick Christy	11/11/60	NY Titans
95	104	25	John Stephens	11/6/88	Miami
96	104	23	Robert Edwards	10/19/98	NY Jets
97	104	23	Craig James	1/5/86	at LA Raid.*
98	104	22	Robert Edwards	10/11/98	K.C.
99	104	22	Jim Nance	11/13/66	Houston
100	104	21	Curtis Martin	11/2/97	at Minnesota
101	103	32	Tony Collins	12/19/82	at Seattle
102	103	24	Curtis Martin	12/23/95	at Indy
103	103	22	Tony Collins	10/25/81	atWashington
104	103	21	Andy Johnson	10/26/75	S.F.
105	103	15	Don Calhoun	12/7/75	NY Jets
106	103	7	Steve Grogan	10/18/76	NY Jets
107	102	19	Curtis Martin	9/3/95	Cleveland
108	101	31	Sam Cunningham	10/9/77	Seattle
109	101	24	Robert Edwards	12/20/98	San Fran.
110	101	21	Sam Cunningham	10/3/76	Oakland
111	100	20	Antowain Smith	11/11/01	Buffalo
112	100	22	Mark van Eeghen	12/19/82	at Seattle
113	100	21	Tony Collins	11/6/83	Buffalo
114	100	19	Sam Cunningham	11/23/75	at Buffalo
115	100	17	Vagas Ferguson	11/23/80	Baltimore
116	100	6	Robert Weathers	9/4/83	Batlimore

* = playoff

Accomplished 116 Times: 17 Nance; 15 Martin, C.; 11 Cunningham; 9 James; 8 Calhoun, Collins; 7 Stephens; 5 Russell; 4 Edwards, Johnson, A. Smith; 3 Garron, Ivory; 2 Allen, Burton, C. Garrett; 1 Ashton, Christy, Ferguson, J.D. Garrett, Grogan, Herron, LeBlanc,Lockwood, Tatupu, van Eeghen, Vaughn, R. Weathers.

100-Yard Receiving Games

#	YDS	REC	NAME	DATE	OPPONENTS
1	214	13	Terry Glenn	10/3/99	at Cleveland
2	193	9	Terry Glenn	12/6/98	at Pittsburgh
3	182	5	Stanley Morgan	11/8/81	Miami
4	170	5	Stanley Morgan	11/26/78	at Baltimore
5	167	8	Art Graham	11/6/64	Houston
6	165	8	Irving Fryar	10/4/92	at NY Jets
7	163	7	Terry Glenn	10/27/97	Green Bay
8	162	7	Stanley Morgan	10/12/86	NY Jets
9	161	9	Vincent Brisby	10/1/95	at Atlanta
10	161	9	Irving Fryar	10/20/91	Minnesota
11	161	8	Ben Coates	9/4/94	at Miami
12	161	7	Stanley Morgan	9/21/86	Seattle
13	158	5	Stanley Morgan	11/4/79	at Buffalo
14	158	3	Ron Sellers	12/14/69	at Houston
15	156	6	Art Graham	10/5/63	at NY Jets
16	151	5	Stanley Morgan	10/28/79	at Baltimore
17	150	7	Michael Timpson	12/22/92	at Cincinnati
18	149	10	Tony Romeo	11/17/63	K.C.
19	149	6	Randy Vataha	12/7/75	NY Jets
20	148	9	Terry Glenn	12/12/99	at Indy
21	148	8	Cedric Jones	9/10/89	at NY Jets
22	148	8	Stanley Morgan	12/22/86	at Miami
23	147	7	Gino Cappelletti	10/31/64	at NY Jets
24	147	5	Harold Jackson	12/16/79	Minnesota
25	146	6	Stanley Morgan	11/1/87	LA Raid.
26	146	5	Gino Cappelletti	12/18/65	Houston
27	143	8	Irving Fryar	11/17/91	NY Jets
28	142	4	Stanley Morgan	11/30/80	at S.F.
29	142	4	Jim Colclough	10/6/62	at NY Titans
30	141	7	Stanley Morgan	1/2/83	Buffalo
31	141	3	Stanley Morgan	11/22/81	at Buffalo
32	140	6	Stanley Morgan	10/6/85	at Cleveland
33	140	4	Aaron Marsh	9/22/68	NY Jets
34	139	7	Don Hasselbeck	10/11/81	at NY Jets
35	139	6	Russ Francis	9/26/76	at Pittsburgh
36	137	9	Jim Colclough	11/17/63	K.C.
37	136	9	Stanley Morgan	10/9/83	at Indy
38	135	5	Ben Coates	11/3/96	Miami
39	134	11	Art Graham	11/20/66	at K.C.
40	134	6	Irving Fryar	11/24/91	Buffalo
41	134	6	Jim Colclough	12/20/64	Buffalo
42	134	6	Jim Whalen	10/15/67	Miami
43	132	6	Irving Fryar	10/13/85	Buffalo
44	131	6	Shawn Jefferson	11/23/98	Miami
45	131	6	Gino Cappelletti	10/13/61	Houston
46	130	10	Hart Lee Dykes	12/17/89	at Pittsburgh
47	130	7	Stanley Morgan	12/5/82	at Chicago
48	129	11	Terry Glenn	11/19/00	Cincinnati
49	129	7	Randy Vataha	12/5/71	Miami
50	129	6	Stanley Morgan	12/9/79	at NY Jets
51	127	6	Harold Jackson	10/19/80	at Baltimore
52	127	6	Cedric Jones	11/5/89	NY Jets
53	127	4	Stanley Morgan	12/26/82	at Pittsburgh
54	127	3	Jim Colclough	11/30/62	NY Titians
55	126	5	Harold Jackson	9/27/81	at Pittsburgh
56	126	5	Russ Francis	9/24/78	at Oakland
57	126	3	Irving Fryar	10/12/86	NY Jets
58	125	10	Michael Timpson	9/18/94	at Cincinnati
59	125	7	Russ Francis	11/23/75	at Buffalo
60	125	6	Stanley Morgan	10/5/86	Miami
61	125	5	Troy Brown	10/19/97	at NY Jets
62	125	3	Stanley Morgan	9/18/78	Baltimore
63	124	9	Ben Coates	9/11/94	Buffalo
64	124	8	Terry Glenn	12/21/96	at NY Giants
65	124	7	Harold Jackson	9/3/78	Washington
66	124	6	Troy Brown	9/21/97	Chicago
67	124	5	Stanley Morgan	11/29/79	at Miami
68	124	5	Dick Christy	11/4/60	Oakland
69	124	4	Ron Sellers	11/2/69	Houston
70	123	9	Ben Coates	10/9/94	LA Raid.
71	123	7	Jim Colcough	9/16/61	Denver
72	123	5	Jim Colcough	11/11/62	at Denver
73	123	5	Joe Johnson	11/25/60	Houston
74	122	8	Stanley Morgan	11/4/84	at Denver
75	122	7	Terry Glenn	9/19/99	Indy
76	122	5	Stanley Morgan	11/28/82	Houston
77	122	4	Jim Whalen	12/17/67	at Miami
78	122	3	Irving Fryar	10/30/88	Chicago
79	121	8	Troy Brown	1/27/02	at Pittsburgh*
80	121	8	Darryl Stingley	10/30/77	NY Jets
81	121	8	Stanley Morgan	12/14/86	S.F.
82	121	4	Stanley Morgan	12/22/85	Cincinnati
83	121	4	Tony Romeo	9/21/62	Denver
84	121	3	Harold Jackson	9/9/79	NY Jets
85	120	8	Troy Brown	10/21/01	at Indy
86	120	7	Stanley Morgan	11/10/85	Indy
87	120	4	Larry Garron*	12/28/63	at Buffalo
88	119	12	Troy Brown	12/04/00	K.C.
89	119	12	Ben Coates	11/27/94	at Indy
90	119	8	Greg McMurtry	12/8/91	Indy
91	118	7	Stanley Morgan	11/16/86	at LA Rams
92	118	6	Vincent Brisby	11/12/95	at Miami
93	118	5	Harold Jackson	10/29/78	N.Y. Jets
94	118	4	Stanley Morgan	10/4/81	K.C.
95	118	3	Gino Cappelletti	11/13/66	Houston
96	117	11	Troy Brown	10/14/01	San Diego
97	117	6	Eric Sievers	12/10/89	at Miami
98	117	6	Vincent Brisby	10/2/94	Green Bay
99	117	4	David Patten	10/21/01	at Indy
100	116	9	Art Graham	9/9/67	at San Diego
101	116	7	Stanley Morgan	9/7/86	Indy
102	116	4	Shawn Jefferson	10/25/98	at Miami
103	116	4	Darryl Stingley	10/23/77	Baltimore
104	115	6	Vincent Brisby	12/24/94	at Chicago
105	115	4	Irving Fryar	11/4/90	at Phil.
106	114	4	Jim Colclough	11/7/65	Buffalo
107	114	3	Stanley Morgan	10/21/84	Miami
108	113	10	Michael Timpson	11/13/94	Minnesota
109	113	7	Terry Glenn	9/12/99	at NY Jets
110	113	6	Larry Garron	12/11/66	at Houston
111	113	3	Shawn Jefferson	10/31/99	at Arizona
112	113	2	Jim Whalen	10/27/68	at NY Jets
113	112	10	Terry Glenn	11/3/96	Miami
114	112	8	Will Moore	9/10/95	Miami
115	112	5	Don Hasselbeck	10/25/81	at Washington
116	112	3	Jim Colclough	12/17/67	at Miami
117	111	8	Gino Cappelletti	12/18/66	at NY Jets
118	111	6	Don Hasselbeck	9/6/81	Baltimore
119	110	7	Terry Glenn	10/14/01	San Diego
120	110	8	Troy Brown	11/19/00	Cincinnati
121	110	6	Irving Fryar	9/21/86	Seattle
122	110	6	Jim Colclough	10/18/63	Denver
123	109	10	Ben Coates	11/1/98	at Indy
124	109	6	Tony Collins	10/27/85	at Tampa Bay
125	109	4	Gino Cappelletti*	12/28/63	at Buffalo
126	109	4	Tony Simmons	11/1/98	at Indy
127	109	3	Jim Whalen	10/25/65	at Oakland
128	108	8	Ben Coates	9/18/94	at Cincinnati
129	108	8	Hart Lee Dykes	12/24/89	LA Rams
130	108	6	Ben Coates	10/31/93	at Indy

100-Yard Receiving Games (Cont.)

#	YDS	REC	NAME	DATE	OPPONENTS
131	108	6	Billy Lott	10/22/61	Buffalo
132	108	5	Troy Brown	10/01/00	at Denver
133	108	5	Reggie Rucker	11/18/73	Green Bay
134	108	5	Ron Sellers	10/4/70	Baltimore
135	108	4	Shawn Jefferson	11/2/97	at Minnesota
136	108	2	Stanley Morgan	9/21/80	at Seattle
137	108	2	Stephen Starring	9/25/83	at Pittsburgh
138	107	8	David Patten	1/19/02	Oakland*
139	107	7	Randy Vataha	10/24/71	at Dallas
140	107	7	Tony Simmons	10/10/99	at K.C.
141	107	6	Irving Fryar	11/1/87	LA Raid.
142	107	5	Stanley Morgan	12/7/86	Cincinnati
143	106	7	Troy Brown	9/9/02	at Cincinnati
144	106	9	Ben Coates	9/3/95	Cleveland
145	106	4	Harold Jackson	10/1/78	San Diego
146	106	2	Larry Garron	10/23/66	San Diego
147	105	5	Harold Jackson	11/29/79	at Miami
148	105	5	Hart Lee Dykes	11/12/89	N.O.
149	105	5	Troy Brown	12/19/99	at Phil.
150	105	4	Terry Glenn	10/4/98	at N.O.
151	105	3	Stephen Starring	9/2/84	at Buffalo
152	104	9	Shawn Jefferson*	1/3/98	at Pittsburgh
153	104	8	Terry Glenn	11/29/98	Buffalo
154	104	8	Stanley Morgan	9/11/86	at NY Jets
155	104	8	Derrick Ramsey	11/18/84	Indy
156	104	3	Art Graham	11/29/64	at Houston
157	104	3	Stanley Morgan	10/8/78	Phil.
158	103	7	Gino Cappelletti	11/3/62	at Buffalo
159	103	7	Reggie Rucker	10/8/72	at Buffalo
160	103	6	Andy Johnson	12/21/75	at Baltimore
161	103	5	Hart Lee Dykes	10/7/90	Seattle
162	102	8	Troy Brown	12/24/00	Miami
163	102	7	Stanley Morgan	10/25/87	at Indy
164	102	5	Irving Fryar	10/22/89	at S.F.
165	102	5	Ron Sellers	10/25/70	at Baltimore
166	102	5	Stanley Morgan	9/7/86	Indy
167	102	5	Stephen Starring	9/7/86	Indy
168	102	4	Terry Glenn	9/20/98	Tennessee
169	102	3	Ron Sellers	12/7/69	at San Diego
170	102	3	Stanley Morgan	10/14/84	Cincinnati
171	102	3	Stanley Morgan	9/7/80	Cleveland
172	102	3	Stanley Morgan	9/9/79	NY Jets
173	101	8	Russ Francis*	12/31/78	Houston
174	101	6	Vincent Brisby	11/26/95	at Buffalo
175	101	6	Gino Cappelletti	10/9/64	San Diego
176	101	6	Irving Fryar	9/20/92	Seattle
177	101	5	Stanley Morgan	12/9/84	at Phil.
178	101	5	Michael Timpson	9/11/94	Buffalo
179	101	5	Ron Sellers	11/23/69	Buffalo
180	100	6	Bob Adams	12/9/73	at Buffalo
181	100	4	Randy Vataha	12/19/71	at Baltimore
182	100	3	Stanley Morgan	1/4/87	at Denver*
183	100	3	Don Calhoun	12/14/75	Buffalo

*=playoff

Accomplished 183 times: 39 times Stanley Morgan; 13 Terry Glenn; 12 Irving Fryar; 11 Troy Brown; 9 Ben Coates, Jim Colclough; 8 Gino Cappelletti, Harold Jackson; 6 Ron Sellers; 5 Vincent Brisby, Art Graham, Shawn Jefferson; 4 Hart Lee Dykes, Russ Francis, Michael Timpson, Jim Whalen, Randy Vataha; 3 Don Hasselbeck, Stephen Starring; 2 Tony Collins, Cedric Jones, Larry Garron, David Patten, Tony Romero, Reggie Rucker, Tony Simmons, Darryl Stingley; 1 Bob Adams, Don Calhoun, Dick Christy, Larry Garron, Andy Johnson, Joe Johnson, Billy Lott, Aaron Marsh, Greg McMurtry, Will Moore, Derrick Ramsey, Eric Sievers.

300-Yard Passing Games

#	YDS.	NAME	DATE	OPPONENTS	ATT	COMP	TDS	INTS	QB RATING
1	426	Drew Bledsoe	11/13/94	Minnesota	70	45	3	0	95.3
2	423	Drew Bledsoe	11/23/98	Miami	54	28	2	2	74.8
3	421	Drew Bledsoe	9/4/94	at Miami	51	32	4	2	98.6
4	419	Drew Bledsoe	11/3/96	Miami	41	30	3	2	109.7
5	414	Tony Eason	9/21/86	Seattle	45	26	3	0	110.8
6	402	Tom Ramsey	11/29/87	Philadelphia	53	34	3	2	90.3
7	401	Steve Grogan	10/12/86	NY Jets	42	23	3	0	111.3
8	400	Babe Parilli	10/16/64	Oakland	47	25	4	4	74.8
9	393	Drew Bledsoe	10/3/99	at Cleveland	43	29	1	0	104.1
10	380	Drew Bledsoe	9/11/94	Buffalo	42	26	3	2	95.3
11	379	Babe Parilli	12/17/66	at NY Jets	38	21	3	2	94.1
12	379	Drew Bledsoe	12/12/99	at Indianapolis	44	31	1	1	94.8
13	375	Tony Eason	11/16/86	at LA Rams	52	36	2	2	86.6
14	374	Steve Grogan	11/10/80	at Houston	39	25	3	2	99.7
15	373	Drew Bledsoe	10/27/96	Buffalo	45	32	1	0	103.3
16	372	Hugh Millen	11/17/91	NY Jets	43	30	1	1	94.3
17	365	Drew Bledsoe	9/18/94	at Cincinnati	50	30	1	2	72.5
18	365	Steve Grogan	11/23/75	at Buffalo	46	25	2	3	67.8
19	364	Tom Brady	10/14/01	San Diego	54	33	2	0	93.4
20	355	Steve Grogan	11/8/81	Miami	40	23	1	4	53.6
21	354	Babe Parilli	11/17/63	Kansas City	45	25	1	1	79.3
22	350	Steve Grogan	11/29/79	at Miami	39	21	3	2	88.6
23	350	Steve Grogan	11/4/79	at Buffalo	35	19	3	1	105.7
24	348	Jim Plunkett	11/18/73	Green Bay	32	18	2	1	102.1
25	341	Tony Eason	9/17/89	Miami	49	25	1	1	71.9

300-Yard Passing Games (Cont.)

#	YDS	NAME	DATE	OPPONENTS	ATT	COMP	TDS	INTS	QB RATING
26	340	Drew Bledsoe	8/31/97	San Diego	39	26	4	0	128.2
27	340	Drew Bledsoe	9/12/99	at NY Jets	30	21	1	1	104.9
28	336	Drew Bledsoe	12/16/95	at Pittsburgh	60	39	3	1	89.3
29	334	Drew Bledsoe	10/2/94	Green Bay	53	29	2	1	78.7
30	334	Drew Bledsoe	10/10/99	at Kansas City	45	23	2	2	71.9
31	333	Babe Parilli	11/29/64	at Houston	36	20	3	1	103.1
32	331	Babe Parilli	10/18/63	Denver	31	21	2	0	124.5
33	331	Drew Bledsoe	12/19/99	at Philadelphia	49	23	0	4	35.3
34	330	Hugh Millen	12/8/91	Indianapolis	40	21	2	2	76.0
35	330	Steve Grogan	10/11/81	at NY Jets	30	19	1	2	84.0
37	329	Drew Bledsoe	1/2/94	Miami	43	27	4	1	107.6
38	327	Drew Bledsoe	12/6/98	at Pittsburgh	34	21	1	3	66.7
39	326	Hugh Millen	10/20/91	Minnesota	32	22	1	1	99.2
40	325	Matt Cavanaugh	9/27/81	at Pittsburgh	42	22	1	1	76.0
41	321	Drew Bledsoe	10/9/94	L.A. Raiders	55	23	2	3	50.6
42	317	Drew Bledsoe	10/4/98	at New Orleans	35	21	1	3	63.6
41	317	Steve Grogan	10/28/79	at Baltimore	36	15	2	1	80.4
43	315	Steve Grogan	9/9/79	NY Jets	18	13	5	0	153.9
44	313	Drew Bledsoe	11/2/97	at Minnesota	42	27	2	1	92.7
45	313	Steve Grogan	12/24/89	LA Rams	46	25	1	2	64.9
46	313	Tony Eason	11/4/84	at Denver	38	21	1	1	80.3
47	313	Tony Eason	10/21/84	Miami	29	19	3	0	136.1
48	312	Tom Brady*	1/19/02	Oakland	52	32	0	1	70.4
49	312	Drew Bledsoe	12/24/00	Miami	34	18	2	2	79.5
50	310	Drew Bledsoe	10/6/96	at Baltimore	39	25	4	0	122.8
51	306	Drew Bledsoe	11/1/98	at Indianapolis	35	22	2	1	98.0
52	306	Steve Grogan	10/25/81	at Washington	30	17	0	2	64.0
53	304	Tom Yewcic	10/5/63	at NY Jets	38	18	3	4	57.3
54	304	Tony Eason	10/6/85	at Cleveland	28	20	1	1	103.9
55	302	Drew Bledsoe	9/3/95	Cleveland	47	30	0	0	82.0
56	301	Drew Bledsoe	9/21/97	Chicago	37	24	2	1	96.8
57	301	Drew Bledsoe	12/21/96	at NY Giants	47	31	2	2	80.2
58	300	Vito Parilli*	12/28/63	at Buffalo	35	14	2	1	78.3

Accomplished 58 times: 26 Bledsoe; 11 Grogan; 6 Eason; 6 Parilli; 3 Millen; 2 Brady; 1 Cavanaugh, Plunkett, Ramsey, Yewcic.
*=playoffs

Multiple Sack Performances

SACKS	PLAYER	POS	DATE	OPPONENT
4.0	Mike Hawkins	LB	09/09/79	N.Y. Jets
4.0	Tony McGee	DE	11/16/78	at Baltimore
4.0	Julius Adams	DE	12/04/77	at Atlanta
3.5	Chris Slade	LB	11/20/94	San Diego
3.5	Andre Tippett	LB	10/26/86	at Buffalo
3.0	Henry Thomas	DT	12/13/98	at St. Louis
3.0	Chad Eaton	DT	12/6/98	at Pittsburgh
3.0	Chris Slade	LB	9/14/97	N.Y. Jets
3.0	Chris Slade	LB	09/12/93	Detroit
3.0	Andre Tippett	LB	11/22/87	Indy
3.0	Andre Tippett	LB	11/15/87	Dallas
3.0	Andre Tippett	LB	10/18/87	at Houston
3.0	Don Blackmon	LB	09/07/86	Indy
3.0*	Garin Veris	DE	12/28/85	at N.Y. Jets
3.0	Julius Adams	DE	11/24/85	at N.Y. Jets
3.0	Andre Tippett	LB	11/10/85	Indy
3.0	Andre Tippett	LB	10/20/85	N.Y. Jets
3.0	Don Blackmon	LB	09/08/85	Green Bay
3.0	Andre Tippett	LB	09/08/85	Green Bay
3.0	Toby Williams	DE	11/18/84	at Indy
3.0	John Lee	LB	11/29/81	St. Louis
3.0	Richard Bishop	NT	11/02/80	N.Y. Jets
3.0	Ray Hamilton	DE	10/13/80	Miami
3.0	Ray Hamilton	DE	11/28/76	Denver
3.0	Tony McGee	DE	11/28/76	Denver
3.0	Pete Barnes	LB	11/14/76	at Baltimore
3.0	Connell Smith	DE	10/06/74	Baltimore
3.0	Ed Philpott	LB	09/29/68	Denver
3.0	Houston Antwine	DT	09/08/68	at Buffalo
3.0	Jim Lee Hunt	DT	12/04/66	Buffalo
3.0	Jack Rudolph	LB	09/16/60	at N.Y. Jets
2.5	Chris Slade	LB	10/02/94	Green Bay
2.5	Andre Tippett	LB	09/08/91	Cleveland
2.5	Garin Veris	DE	11/02/86	Atlanta
2.5	Andre Tippett	LB	09/02/84	at Buffalo
2.5	Tony McGee	DE	12/14/80	Buffalo
2.5	Tony McGee	DE	11/04/79	at Buffalo
2.5	Larry Eisenhauer	DE	11/13/66	Houston
2.5	Jim Lee Hunt	DT	09/18/66	at Denver
2.5	Larry Eisenhauer	DE	12/18/65	Houston

*=playoff

Opponent 100-Yard Rushing Games

#	Yds	Att.	Player	Date	Opponent
1	250	29	OJ Simpson	9/16/73	Buffalo
2	219	22	OJ Simpson	12/9/73	at Buffalo
3	210	26	Greg Bell	12/24/89	LA Rams
4	197	15	Mercury Morris	9/30/73	at Miami
5	190	31	Harold Green	12/20/92	at Cincinnati
6	185	21	OJ Simpson	12/14/75	Buffalo
7	174	36	Chris Warren	9/19/93	Seattle
8	173	28	Herschel Walker	11/15/87	Dallas
9	171	32	Terrell Davis	10/6/97	at Denver
10	168	22	Richard Huntley	1/6/02	at Carolina
11	168	32	John Riggins	10/15/72	NY Jets
12	165	22	Thurman Thomas	11/18/90	at Buffalo
13	163	18	James Brooks	12/7/86	Cincinnati
14	162	19	Tony Dorsett	9/21/81	Dallas
15	159	23	Sammie Smith	9/9/90	Miami
16	157	33	Ruben Mayes	11/30/86	at NO
17	155	27	Roland Hooks	11/6/77	Buffalo
18	154	32	Terrell Davis	11/17/96	Denver
19	153	33	Joe Cribbs	12/13/81	Buffalo
20	152	20	John Riggins	12/7/75	NY Jets
21	151	26	Greg Pruitt	9/26/77	at Cleveland
22	150	18	Emerson Boozer	10/15/72	NY Jets
23	149	31	Curtis Martin	11/15/99	NY Jets
24	149	39	Ernest Byner	12/15/90	Wash
25	148	32	Barry Sanders	9/12/93	Detroit
26	147	30	Floyd Little	11/3/68	Denver
27	146	16	Randy McMillan	9/6/81	Baltimore
28	144	29	Lamar Smith	10/7/01	at Miami
29	143	30	Edgerrin James	10/21/01	at Indy
30	143	40	Johnny Hector	10/12/86	NY Jets
31	143	34	Curtis Martin	10/15/00	NY Jets
32	142	34	Lydell Mitchell	12/16/73	at Baltimore
33	142	32	Cookie Gilchrist	9/21/65	Denver
34	140	33	John Riggins	9/23/84	Wash
35	139	25	Hoyle Granger	12/14/69	at Houston
36	137	18	Wilbert Montgomery	9/13/81	at Phily
37	137	8	Paul Lowe	10/28/60	San Diego
38	136	28	Anthony Thompson	11/25/90	at Phoenix
39	136	22	Thurman Thomas	10/28/90	Buffalo
40	136	30	Ottis Anderson	12/2/84	St. Louis
41	136	24	Mike Pruitt	10/20/83	Cleveland
42	136	29	Franco Harris	12/8/74	Pittsburgh
43	133	32	Larry Mason	10/4/87	Cleveland
44	132	28	John Riggins	10/14/73	NY Jets
45	131	18	Barry Sanders	9/25/94	at Detroit
46	131	17	Wayne Patrick	10/11/69	at Buffalo
47	130	30	Earl Campbell	11/10/80	at Houston
48	128	31	Adrian Murrell	11/10/96	at NY Jets
49	127	29	Marshall Faulk	9/13/98	Indy
50	126	32	Thurman Thomas	11/3/91	at Buffalo
51	125	25	William Andrews	10/30/83	at Atlanta
52	124	20	Edgerrin James	10/22/00	at Indy
53	124	8	Randall Cunningham	11/4/90	at Phily
54	124	19	William Andrews	9/14/80	Atlanta
55	124	22	Matt Snell	12/18/67	at NY Jets
56	124	22	Hoyle Granger	11/26/67	at Houston
57	123	15	Mario Bates	12/3/96	NO
58	123	21	Leroy Hoard	11/6/94	at Cleveland
59	123	25	Bernie Parmalee	10/30/94	Miami
60	123	24	Anthony Toney	11/29/87	Phily
61	123	17	OJ Simpson	11/1/70	Buffalo
62	122	21	Johnny Johnson	10/16/94	at NY Jets
63	122	24	Chris Warren	9/20/92	Seattle
64	122	32	OJ Simpson	10/20/74	at Buffalo
65	122	19	Abner Haynes	9/8/62	at Dallas
66	121	16	Larry Czonka	11/9/69	Miami
67	120	18	Thurman Thomas	9/27/92	Buffalo
68	120	16	Stanley Wilson	12/7/86	Cincinnati
69	120	16	Don Nottingham	9/28/75	Miami
70	119	28	Derrick Moore	10/29/95	Carolina
71	119	17	Tony Nathan	12/6/81	Miami
72	119	21	Benny Malone	10/31/76	at Miami
73	119	20	Clemon Daniels	10/8/65	Oakland
74	119	26	Thurman Thomas	10/27/96	Buffalo
75	118	32	Edgerrin James	9/19/99	Indy
76	118	14	Brent Fullwood	10/9/88	at GB
77	118	29	Eric Dickerson	10/2/88	Indy
78	118	30	Joe Cribbs	10/30/80	at Buffalo
79	118	27	Earl Campbell	12/13/78	Houston
80	117	19	Merril Hoge	12/9/90	at Pittsburgh
81	117	27	Eric Dickerson	11/22/87	Indy
82	117	23	Emerson Boozer	12/18/67	at NY Jets
83	116	26	Curt Warner	12/18/83	at Seattle
85	116	19	Delvin Williams	10/22/78	Miami
85	115	20	Kevin Mack	10/6/85	at Cleveland
86	115	21	Larry Czonka	12/6/70	at Miami
87	115	26	Karim Abdul-Jabbar	9/1/96	at Miami
88	114	24	Thurman Thomas	9/5/93	at Buffalo
89	113	24	Heath Sherman	11/4/90	at Phily
90	113	15	Mercury Morris	12/3/72	Miami
91	113	20	Larry Brown	10/1/72	Wash
92	113	23	Leroy Kelly	11/21/71	at Cleveland
93	112	19	Barry Word	12/2/90	KC
94	111	30	Thurman Thomas	11/7/93	Buffalo
95	111	17	John Fuqua	10/22/72	at Pittsburgh
96	110	18	Adrian Murrell	9/14/97	N.Y. Jets
97	110	17	Freeman McNeil	10/28/84	NY Jets
98	110	25	OJ Simpson	10/24/76	at Buffalo
99	109	13	Lorenzo Hampton	12/22/86	at Miami
100	109	23	Matt Snell	10/26/69	at NY Jets
101	109	19	Bill Mathis	10/1/61	at NY Jets
102	108	19	Mark Higgs	11/21/93	at Miami
103	107	27	Garrison Hearst	12/20/98	SF
104	107	28	Curtis Martin	10/19/98	NY Jets
105	107	23	Joe Cribbs	12/14/86	SF
106	107	23	Andre Franklin	12/12/82	Miami
107	107	23	Cookie Gilchrist	11/3/62	at Buffalo
108	106	24	Curtis Martin	9/23/01	NY Jets
109	106	31	J.J. Johnson	11/21/99	at Miami
110	106	26	Thurman Thomas	9/11/94	Buffalo
111	106	28	Dalton Hilliard	11/12/89	NO
112	106	25	Franco Harris	9/25/83	at Pittsburgh
113	106	19	Freeman McNeil	9/19/82	NY Jets
114	105	21	Thurman Thomas	10/1/89	at Buffalo
115	105	24	Curt Warner	11/17/85	at Seattle
116	105	18	Larry Watkins	9/16/73	Buffalo
117	105	21	Floyd Little	9/14/69	at Denver
118	104	24	Corey Dillon	9/9/01	at Cincinnati
119	104	32	Jamal Anderson	11/8/98	Atlanta
120	104	19	Ricky Waters	10/11/92	SF
121	104	19	Tim Worley	12/17/89	at Pittsburgh
122	104	22	Johnny Hector	12/13/87	NY Jets
123	104	17	Joe Cribbs	1/2/83	Buffalo
124	104	18	Woody Campbell	12/15/68	at Houston
125	103	22	OJ Simpson	11/19/72	Buffalo
126	102	29	Curtis Martin	12/27/98	at NY Jets
127	102	24	Eric Dickerson	11/16/86	at LA Rams
128	102	17	Kenny King	11/1/81	at Oakland
129	102	16	Curtis Dickey	11/23/80	Baltimore
130	101	20	Edgerrin James	12/12/99	at Indy
131	101	23	William Howard	12/11/88	TB
132	101	23	Franco Harris	12/26/82	at Pittsburgh
133	101	18	Joe Delaney	10/4/81	KC
134	101	23	Jim Braxton	12/14/75	Buffalo
135	100	23	Eddie George	9/20/98	Tennessee
136	100	26	Dorsey Levens	10/27/97	GB
137	100	20	Blair Thomas	9/30/90	NY Jets
138	100	19	Wilbert Montgomery	12/9/84	at Phily
139	100	32	Horace King	10/10/76	at Detroit
140	100	16	John Riggins	10/13/74	at NY Jets
141	100	14	Mercury Morris	10/28/73	Miami
142	100	8	Mark Smolinski	9/8/63	NY Jets

Opponent 100-Yard Receiving Games

#	YDS	REC.	PLAYER	DATE	OPPONENT
1	232	13	Charles Hennigan	10/13/61	Houston
2	211	5	Irving Fryar	9/4/94	at Miami
3	210	13	Lance Alworth	11/10/63	San Diego
4	206	11	Art Powell	10/8/65	Oakland
5	202	8	Charles Hennigan	9/16/62	Houston
6	194	8	Keyshawn Johnson	9/12/99	at NY Jets
7	187	6	Roger Carr	9/18/78	Baltimore
8	182	6	Charles Frazier	9/19/65	at Houston
9	181	12	Charles Hennigan	11/29/64	at Houston
10	177	8	Eric Moulds	11/29/98	Buffalo
11	177	6	Lance Alworth	10/23/66	San Diego
12	175	9	Rob Moore	9/30/90	NY Jets
13	171	9	Bill Groman	11/25/60	Houston
14	169	7	Lionell Taylor	9/29/63	at Denver
15	168	9	Andre Reed	9/27/92	Buffalo
16	168	6	Wesley Walker	11/24/85	at NY Jets
17	164	5	Don Maynard	11/19/67	NY Jets
18	163	7	Anthony Johnson	11/15/92	at Indy
19	163	6	Tim McGee	9/23/90	at Cincinnati
20	162	11	Art Powell	10/6/62	at NY Jets
21	160	13	Rod Smith	10/1/00	at Denver
22	160	5	Gene Washington	10/31/71	at SF
23	160	3	Dave Kocourek	10/7/61	San Diego
24	159	6	Rod Smith	10/28/01	at Denver
25	159	13	Marvin Harrison	10/8/00	Indy
26	158	6	Charles Frazier	11/13/66	Houston
27	157	8	Marvin Harrison	10/21/01	at Indy
28	157	7	Michael Jackson	9/3/95	Cleveland
29	156	9	Butch Johnson	11/4/84	at Denver
30	156	5	Marvin Harrison	10/22/00	at Indy
31	155	10	Chris Burford	9/25/66	KC
32	152	11	Keenan McCardell	12/7/97	at Jacksonville
33	152	8	Henry Ellard	10/13/96	Wash
34	151	7	Stephone Paige	12/2/90	KC
35	151	4	Jerry Tarr	9/21/62	Denver
36	150	8	Art Powell	9/22/63	at Oakland
37	150	7	Bill Groman	12/18/60	at Houston
38	148	5	Bill Groman	10/13/61	Houston
39	147	11	Tony Gonzalez	12/4/00	Kansas City
40	147	7	Andre Reed	9/11/94	Buffalo
41	147	6	Lance Alworth	12/7/69	at San Diego
42	147	4	J.D. Hill	11/23/07	at Buffalo
43	145	8	Duriel Harris	11/8/81	Miami
44	145	8	Ernie Jones	9/29/91	at Phoenix
45	144	7	Frank Jackson	12/6/64	at KC
46	143	11	Bake Turner	10/31/64	at NY Jets
47	143	9	Charles Frazier	11/6/64	Houston
48	141	8	Charlie Taylor	10/1/72	Wash
49	141	6	Glenn Bass	11/15/64	at Buffalo
50	140	10	Chris Burford	10/12/62	Dallas
51	140	6	Wesley Walker	10/20/85	NY Jets
52	138	8	Steve Largent	11/17/85	at Seattle
53	138	6	Cliff Branch	12/1/74	at Oakland
54	137	9	Donnie Stone	12/3/61	at Denver
55	137	9	Fred Biletnikoff	12/18/76	at Oakland
56	137	8	John Henderson	12/13/70	Minnesota
57	137	7	Chris Buford	11/3/61	Dallas
58	136	12	Dave Casper	10/3/76	Oakland
59	135	7	Art Powell	9/13/64	Oakland
60	134	8	Steve Watson	11/4/84	at Denver
61	133	9	Otis Taylor	11/20/66	at KC
62	133	7	Steve Largent	12/18/83	at Seattle
63	132	9	Sterling Sharpe	10/2/94	Green Bay
64	132	6	Trumaine Johnson	10/23/88	at Buffalo
65	132	5	Don Maynard	10/29/67	at NY Jets
66	131	6	Kevin Johnson	10/3/99	at Cleveland
67	131	4	Al Denson	9/3/67	at Denver
68	130	7	Isaac Bruce	11/18/01	St. Louis
69	130	5	Rod Smith	10/6/97	at Denver
70	130	6	Haven Moses	11/23/69	Buffalo
71	130	6	Al Carmichael	9/9/60	Denver
72	129	8	Henry Ellard	11/16/86	at L.A. Rams
73	129	6	Andre Rison	10/29/89	at Indy
74	129	6	Don Maynard	12/17/66	at NY Jets
75	129	5	Eddie Brown	12/22/85	Cincinnati
76	129	3	Elbert Dubenion	12/20/64	Buffalo
77	128	5	Ernest Givins	10/8/89	Houston
78	128	3	Ray Butler	9/21/86	Seattle
79	128	8	Michael Jackson	10/6/96	at Baltimore
80	127	9	Al Toon	11/17/91	NY Jets
81	127	7	Ed Rutkowski	11/15/64	at Buffalo
82	127	6	Steve Largent	9/21/80	at Seattle
83	126	5	Frank Pitts	11/17/68	at KC
84	125	8	Tony Hill	11/22/84	at Dallas
85	124	7	Chris Chambers	12/22/01	Miami
86	124	9	Oliver Williams	10/18/87	at Houston
87	124	8	Lance Alworth	10/9/64	San Diego
88	124	6	Anderson	10/28/60	San Diego
89	123	9	Mark Duper	9/13/87	Miami
90	122	9	Charles Hennigan	12/8/63	at Houston
91	122	7	Mark Clayton	11/3/85	Miami
92	122	6	Don Maynard	11/14/65	NY Jets
93	122	6	George Farmer	10/11/83	at L.A. Rams
94	122	4	Raymond Chester	12/18/77	Baltimore
95	121	7	Art Powell	10/16/64	Oakland
96	121	5	Andre Reed	11/3/91	at Buffalo
97	121	5	Don Maynard	11/28/65	at NY Jets
98	121	5	Mike Quick	11/29/87	Phily
99	121	4	Mel Baker	12/15/74	at Miami
100	121	4	Andre Reed	10/27/96	Buffalo
101	120	7	Sean Dawkins	11/30/97	Indy
102	120	9	Chris Burford	11/21/65	KC
103	120	7	Duriel Harris	10/7/84	at Cleveland
104	119	9	Marshall Faulk	11/1/98	at Indy
105	119	12	Lionel Taylor	9/21/62	Denver
106	119	6	Fred Banks	12/10/89	at Miami
107	119	6	Quinn Early	9/8/96	Buffalo
108	118	7	Tony Martin	10/17/99	Miami
109	118	7	Bake Turner	11/28/65	at NY Jets
110	118	7	Fred Biletnikoff	10/24/65	Oakland
111	118	6	Marvin Harrison	12/12/99	at Indy
112	117	4	Curtis Conway	10/14/01	San Diego
113	117	8	Terance Mathis	11/8/98	Atlanta
114	117	8	Junior Miller	9/14/80	Atlanta
115	117	5	John Gilliam	10/27/74	at Minnesota
116	117	5	Don Maynard	10/6/62	at NY Jets
117	116	8	Cris Carter	11/2/97	at Minnesota
118	116	15	Ricky Young	12/16/79	Minnesota
119	116	7	Frank Lewis	10/23/83	at Buffalo
120	115	5	Jerry Rice	12/20/98	SF
121	115	5	Otis Taylor	9/23/73	KC
122	115	3	Bo Roberson	10/16/64	Oakland
123	115	4	Andre Rison	9/22/96	Jacksonville
124	114	10	Cris Carter	10/20/91	Minnesota
125	114	9	Patrick Johnson	1/2/00	Baltimore
126	114	4	Andre Reed	10/1/89	at Buffalo
127	114	4	Billy Cannon	9/17/67	Oakland
128	113	3	Irving Fryar	9/10/96	Miami
129	113	9	Marlin Briscoed	9/15/74	Miami
130	113	8	Don Maynard	11/30/62	NY Jets
131	113	7	Frank Lewis	1/2/83	Buffalo
132	113	7	Charles Henningan	11/25/60	Houston
133	113	4	James Lofton	9/27/92	Buffalo
134	112	6	Andre Reed	12/8/94	at Buffalo
135	112	6	Jerry Rice	10/22/89	at SF
136	112	5	Clemon Daniels	10/30/66	Oakland
137	111	8	Dan Woods	10/16/77	at San Diego
138	111	6	Roland Hooks	11/22/81	at Buffalo
139	111	5	Ed McCaffrey	10/24/99	Denver
140	111	5	Ron Shanklin	10/22/72	at Pittsburgh
141	110	9	O.J. McDuffie	11/23/97	Miami
142	110	12	Jim Jensen	11/6/88	Miami
143	110	8	Al Toon	12/13/87	NY Jets
144	110	7	Ahmad Rashad	11/3/74	Buffalo
145	110	6	Andre Reed	9/5/93	at Buffalo
146	110	6	Rich Caster	10/5/75	at NY Jets
147	110	5	Glenn Doughty	12/18/77	Baltimore
148	109	6	Don Maynard	10/31/64	at NY Jets
149	109	4	Duriel Harris	9/11/83	at Miami
150	109	3	Charlie Ferguson	10/26/63	at Buffalo
151	109	3	Al Carmichael	10/23/60	at Denver
152	109	3	Fred Biletnikoff	10/22/67	Oakland
153	109	3	Lance Alworth	10/17/65	San Diego
154	108	9	Johnny Mitchell	12/11/95	NY Jets
155	108	8	Charlie Young	11/4/73	at Phily
156	108	7	Gary Garrison	11/9/75	at San Diego
157	107	8	Perry Richards	10/22/61	Buffalo
158	107	6	Andre Reed	11/19/89	Buffalo

Opponent 100-Yard Receiving Games (Cont.)

#	YDS	REC.	PLAYER	DATE	OPPONENT
159	107	6	Fred Biletnikoff	10/6/68	at Oakland
160	107	4	Ricky Proehl	9/29/91	at Phoenix
161	107	4	Don Norton	10/19/62	San Diego
162	106	10	Lionel Taylor	10/23/60	at Denver
163	106	9	George Sauer	10/2/66	NY Jets
164	106	5	Don Norton	10/31/65	at San Diego
165	105	6	Ryan Yarborough	12/11/95	NY Jets
166	105	8	Paul Johns	9/16/84	Seattle
167	105	7	Marvin Harrison	9/19/99	Indy
168	105	5	Willie Frazier	9/9/67	San Diego
169	105	3	Mike Barber	11/10/80	at Houston
170	104	5	Darnay Scott	9/9/01	at Cincinnati
171	104	7	Bob Chandler	11/7/76	Buffalo
172	104	7	Elbert Dubenion	10/8/66	at Buffalo
173	104	5	Paul Warfield	9/15/74	Miami
174	104	5	Joe Auer	11/27/66	at Miami
175	104	4	Marlin Briscoe	11/29/70	at Buffalo
176	103	11	Tom Rathman	10/22/89	at SF
177	103	10	Bake Turner	9/8/63	NY Jets
178	103	6	Glenn Bass	12/20/64	Buffalo
179	102	6	Mark Clayton	12/10/89	at Miami
180	102	4	Mark Duper	10/5/86	Miami
181	102	2	Willie Frazier	11/6/64	Houston
182	101	4	Sean Dawkins	11/19/95	Indy
183	101	7	Gene Washington	12/13/70	Minnesota
184	101	6	James Brooks	12/7/86	Cincinnati
185	101	5	Bill Groman	11/12/61	at Houston
186	101	4	Willie Jackson	9/22/96	Jacksonville
187	100	8	Eddie Kennison	12/10/00	at Chicago
188	100	6	Dave Casper	11/28/82	Houston
189	100	5	Don Maynard	11/11/60	NY Jets
190	100	4	Dedric Ward	9/11/00	at NY Jets
191	100	3	Luther Hayes	12/17/61	at San Diego

Opponent 300-Yard Passing Games

#	YDS	PLAYER	DATE	OPPONENTS	ATT	COMP	TDS	INTS	QB RATINGS
1	473	Dan Marino	9/4/94	at Miami	42	23	5	1	124.4
2	457	Jackey Lee	10/13/61	Houston	41	27	2	2	99.3
3	432	Mark Brunell	9/22/96	Jacksonville	39	23	3	1	112.3
4	401	Kurt Warner	11/18/01	St. Louis	42	30	3	2	105.4
4	389	Dan Marino	11/23/97	Miami	60	38	0	3	61.0
5	386	Ken O'Brien	11/5/89	New York	29	22	2	0	143.8
6	386	George Blanda	9/16/62	Houston	36	20	3	4	74.5
7	362	Joe Namath	11/5/67	at New York	43	22	2	2	75.9
8	361	Brian Griese	10/1/00	at Denver	50	31	1	1	82.2
9	359	Dan Marino	11/6/88	Miami	51	29	1	2	69.0
10	357	Dan Fouts	10/16/83	San Diego	37	25	1	1	96.3
11	356	Jim Kelly	11/19/89	Buffalo	41	21	1	2	68.8
12	353	Vinny Testaverde	10/6/96	at Baltimore	45	29	3	1	101.4
13	350	Elvis Grbac	12/4/00	Kansas City	46	25	3	1	91.8
14	349	Warren Moon	11/13/94	Minnesota	42	26	1	0	96.2
15	340	Bert Jones	12/18/77	at Baltimore	30	19	3	0	135.4
16	339	Doug Flutie	11/29/98	Buffalo	39	21	2	0	100.3
17	338	Joe Namath	10/2/66	New York	56	28	2	3	58.5
18	337	Cotton Davidson	10/16/64	Oakland	34	16	4	1	109.6
19	335	Peyton Manning	10/21/01	at Indianapolis	34	22	1	0	106.9
20	334	Peyton Manning	10/8/00	Indianapolis	54	31	1	3	58.7
21	333	Dan Marino	11/12/95	at Miami	37	27	2	2	95.9
22	333	Boomer Esiason	12/22/91	at Cincinnati	40	20	3	0	103.4
23	333	Lin Dawson	11/17/68	at Kansas City	31	17	3	3	84.5
24	331	Steve DeBerg	12/2/90	Kansas City	21	15	2	0	159.0
25	331	Jackey Lee	11/25/60	Houston	38	21	1	0	93.2
26	330	Jeff George	11/15/92	at Indianapolis	35	18	2	3	67.6
27	329	Dan Fouts	11/9/75	at San Diego	42	25	1	2	72.4
28	328	Jim Kelly	9/11/94	Buffalo	41	25	4	3	88.3
29	328	George Blanda	11/6/64	Houston	44	20	2	1	76.7
30	325	Malcom Wood	10/31/64	at New York	36	22	3	2	95.3
31	324	Lin Dawson	11/20/66	at Kansas City	38	25	2	2	88.0
32	321	Dan Marino	10/6/91	Miami	38	25	2	0	109.6
33	320	Jay Fiedler	12/22/01	Miami	37	21	1	0	94.4
34	320	Paul McDonald	10/7/84	at Cleveland	37	23	1	1	87.7
35	317	Jim Kelly	11/7/93	Buffalo	46	29	1	0	90.6
36	317	Jack Kemp	10/26/63	at Buffalo	36	18	1	1	78.1
37	317	Rich Gannon	10/20/91	Minnesota	63	35	1	0	74.6
38	316	Brian Griese	10/24/99	Denver	38	25	1	0	100.3
39	316	Dan Marino	10/21/84	Miami	39	24	4	1	110.6
40	315	John Elway	11/4/84	at Denver	40	26	3	1	103.6
41	315	Jack Kemp	10/7/61	San Diego	24	12	3	2	105.4
42	314	Randall Cunningham	11/29/87	Philadelphia	31	18	2	1	100.7
43	313	Ken O'Brien	9/21/87	at New York	26	19	1	0	126.0
44	312	Tom Tupa	9/29/91	at Phoenix	28	17	3	1	119.9
45	312	Jim Zorn	9/21/80	at Seattle	36	20	4	1	110.0
46	311	Ken O'Brien	11/24/85	at New York	33	20	1	0	102.0
47	310	Jim Harbaugh	11/30/97	Indianapolis	41	22	2	0	94.6
48	309	Kerry Collins	10/29/95	Carolina	45	25	2	1	82.5
49	309	Ken O'Brien	11/17/91	New York	41	26	3	0	110.7
50	308	Jim Kelly	9/27/92	Buffalo	20	15	3	0	178.8
51	308	Tommy Kramer	12/16/79	Minnesota	61	35	1	1	69.6
52	307	Aaron Brooks	11/25/01	New Orleans	39	16	1	2	56.2
53	305	Richard Todd	10/27/83	at New York	36	22	2	1	95.3
54	302	Lin Dawson	10/12/62	Dallas	31	16	2	2	80.3
55	301	Jeff George	9/1/91	at Indianapolis	42	27	1	2	73.6
56	301	Archie Manning	12/21/80	at New Orleans	39	24	1	0	94.1
57	300	Cotton Davidson	11/3/61	Dallas	34	18	2	2	78.1
58	300	Dan Marino	12/10/89	at Miami	32	21	0	1	82.8

YEAR-BY-YEAR LEADING SCORERS

YEAR	PLAYER	TD	PAT	FG	TOTAL
1960	Gino Cappelletti	0	36	8	60
1961	Gino Cappelletti	8	48	17	147
1962	Gino Cappelletti	5	38	20	128
1963	Gino Cappelletti	2	35	22	113
1964	Gino Cappelletti	7	38	25	155
1965	Gino Cappelletti	9	27	17	132
1966	Gino Cappelletti	6	35	16	119
1967	Gino Cappelletti	3	29	16	95
1968	Gino Cappelletti	2	26	15	83
1969	Gino Cappelletti	0	26	14	68
1970	Jim Nance	7	0	0	42
1971	Charlie Gogolak	0	28	12	64
1972	Carl Garrett	5	0	0	30
1973	Jeff White	0	21	14	63
1974	John Smith	0	42	16	90
1975	John Smith	0	33	9	60
1976	John Smith	0	42	15	87
1977	John Smith	0	33	15	78
1978	Horace Ivory	11	0	0	66
1979	John Smith *	0	46	23	115
1980	John Smith *	0	51	26	129
1981	John Smith	0	37	15	82
1982	John Smith	0	6	5	21
1983	Tony Collins	10	0	0	60
1984	Tony Franklin	0	42	22	108
1985	Tony Franklin	0	40	24	112
1986	Tony Franklin	0	44	32	140
1987	Tony Franklin	0	37	15	82
1988	Robert Perryman	6	0	0	36
1989	Greg Davis	0	13	16	61
1990	Jason Staurovsky	0	19	16	67
1991	Jason Staurovsky	0	10	13	49
1992	Charlie Baumann	0	22	11	55
1993	Scott Sisson	0	15	14	57
1994	Matt Bahr	0	36	27	117
1995	Matt Bahr	0	27	23	96
1996	**ADAM VINATIERI**	**0**	**39**	**27**	**120**
	Curtis Martin	17	0	0	104
1997	**ADAM VINATIERI**	**0**	**40**	**25**	**115**
1998	**ADAM VINATIERI**	**0**	**32**	**31**	**127**
1999	**ADAM VINATIERI**	**0**	**29**	**26**	**107**
2000	**ADAM VINATIERI**	**0**	**25**	**27**	**106**
2001	**ADAM VINATIERI**	**0**	**41**	**24**	**113**

*-NFL Leader

John Smith is the only Patriot to ever lead the NFL in scoring with 115 points in 1979 and 129 points in 1980.

Sam Cunningham is tied with Jim Nance for the most seasons as the Patriots leading rusher, six (1973, 1975-79).

YEAR-BY-YEAR LEADING RUSHERS

YEAR	PLAYER	ATT	YDS	AVG	LG	TD
1960	Alan Miller	101	416	4.2	33	1
1961	Billy Lott	100	461	4.7	38	5
1962	Ron Burton	134	548	4.0	59	2
1963	Larry Garron	179	750	4.1	47t	2
1964	Larry Garron	183	585	3.2	16	2
1965	Jim Nance	111	321	2.9	20	5
1966	Jim Nance	299	1458	4.9	65t	11
1967	Jim Nance	269	1216	4.5	53	7
1968	Jim Nance	177	593	3.4	30t	4
1969	Jim Nance	193	750	3.9	43	6
1970	Jim Nance	145	522	3.6	21	7
1971	Carl Garrett	181	784	4.3	38	1
1972	Josh Ashton	128	546	4.3	35	3
1973	Sam Cunningham	155	516	3.3	25	4
1974	Mack Herron	231	824	3.6	28	7
1975	Sam Cunningham	169	666	3.9	17	6
1976	Sam Cunningham	172	824	4.8	24	3
1977	Sam Cunningham	270	1015	3.8	31t	4
1978	Sam Cunningham	199	768	3.9	52t	8
1979	Sam Cunningham	159	563	3.5	27	5
1980	Vagas Ferguson	211	818	3.9	44	2
1981	Tony Collins	204	873	4.3	29	7
1982	Tony Collins	164	632	3.9	54	1
1983	Tony Collins	219	1049	4.8	50t	10
1984	Craig James	160	790	4.9	73	1
1985	Craig James	263	1227	4.7	65t	5
1986	Craig James	154	427	2.8	16	4
1987	Tony Collins	147	474	3.2	19	3
1988	John Stephens	297	1168	3.9	52	4
1989	John Stephens	244	833	3.4	35t	7
1990	John Stephens	212	808	3.8	26	2
1991	Leonard Russell	266	959	3.6	24	4
1992	Jon Vaughn	113	451	4.0	36	1
1993	Leonard Russell	300	1088	3.6	21	7
1994	Marion Butts	243	703	2.9	26	8
1995	Curtis Martin	368	1487	4.0	49	14
1996	Curtis Martin	316	1152	3.6	57	14
1997	Curtis Martin	274	1160	4.2	70t	4
1998	Robert Edwards	291	1115	3.8	53	9
1999	Terry Allen	254	896	3.5	39	8
2000	**KEVIN FAULK**	**164**	**570**	**3.5**	**18**	**4**
2001	**ANTOWAIN SMITH**	**287**	**1157**	**4.0**	**44**	**12**

*-NFL Leader

YEAR-BY-YEAR LEADING PASSERS

YEAR	PLAYER	ATT	CMP	PCT.	YDS	TD	LG	INT
1960	Butch Songin	392	187	47.7	2476	22	78	15
1961	Butch Songin	212	98	46.2	1429	14	58t	9
1962	Babe Parilli	253	140	55.3	1988	18	67t	8
1963	Babe Parilli	337	153	45.4	2335	13	77t	24
1964	Babe Parilli	473	228	48.2	3465	31	80t	27
1965	Babe Parilli	426	173	40.6	2597	18	73t	26
1966	Babe Parilli	382	181	47.4	2721	20	63t	20
1967	Babe Parilli	344	161	46.8	2317	19	79t	24
1968	Tom Sherman	226	90	39.8	1199	12	87t	16
1969	Mike Taliaferro	331	160	48.3	2160	19	77	18
1970	Joe Kapp	219	98	44.7	1104	3	48	17
1971	Jim Plunkett	328	158	48.2	2158	19	88t	16
1972	Jim Plunkett	355	169	47.6	2196	8	62	25
1973	Jim Plunkett	376	193	51.3	2550	13	64	17
1974	Jim Plunkett	352	173	49.1	2457	19	69t	22
1975	Steve Grogan	274	139	50.7	1976	11	62t	18
1976	Steve Grogan	302	145	48.0	1903	18	58t	20
1977	Steve Grogan	305	160	52.5	2162	17	68	21
1978	Steve Grogan	362	181	50.0	2824	15	75t	23
1979	Steve Grogan	423	206	48.7	3286	28	63t	20
1980	Steve Grogan	306	175	57.2	2475	18	71	22
1982	Steve Grogan	122	66	54.1	930	7	62t	4
1981	Steve Grogan	216	117	54.2	1859	7	76t	16
	Matt Cavanaugh	219	115	52.5	1633	5	65	13
1983	Steve Grogan	303	168	55.4	2411	15	76t	12
1984	Tony Eason	431	259	60.1	3228	23	76t	8
1985	Tony Eason	299	168	56.2	2156	11	90t	17
1986	Tony Eason	448	276	61.6	3328	19	49	10
1987	Steve Grogan	161	93	57.8	1183	10	40	9
1988	Doug Flutie	179	92	51.4	1150	8	80t	10
1989	Steve Grogan	261	133	51.0	1697	9	55t	14
1990	Marc Wilson	265	139	52.5	1625	6	36	11
1991	Hugh Millen	409	246	60.1	3073	9	60t	18
1992	Hugh Millen	203	124	61.1	1203	8	39	10
1993	Drew Bledsoe	429	214	49.9	2494	15	54t	15
1994	Drew Bledsoe	691	400	57.9	4555	25	62t	27
1995	Drew Bledsoe	636	323	50.8	3507	13	47t	16
1996	Drew Bledsoe	623	374	59.9	4086	27	84t	15
1997	Drew Bledsoe	522	314	60.2	3706	28	76	15
1998	Drew Bledsoe	481	263	54.7	3633	20	86t	14
1999	Drew Bledsoe	539	305	56.6	3985	19	68t	21
2000	Drew Bledsoe	531	312	58.8	3291	17	59	13
2001	**TOM BRADY**	**413**	**264**	**63.9**	**2843**	**18**	**91t**	**12**



Steve Grogan is the only Patriot quarterback to ever lead his team in passing during two different decades (1970s and 1980s).



TE Ben Coates led the Patriots in receiving five times during his career, the most of any tight end.

YEAR-BY-YEAR LEADING RECEIVERS

YEAR	PLAYER	NO	YDS	AVG	LG	TD
1960	Jim Colclough	49	666	13.6	61	9
1961	Gino Cappelletti	45	768	17.1	53	8
1962	Jim Colclough	40	868	21.7	78t	10
1963	Jim Colclough	42	793	18.8	56t	3
1964	Gino Cappelletti	49	865	17.7	58t	7
1965	Jim Colclough	40	677	16.9	41	3
1966	Art Graham	51	673	13.2	42	4
1967	Art Graham	41	606	14.8	79t	4
1968	Jim Whalen (TE)	47	718	15.3	87t	7
1969	Carl Garrett (RB)	29	267	9.2	34	2
1970	Ron Sellers	38	550	14.5	48	4
1971	Randy Vataha	51	872	17.1	88t	9
1972	Reggie Rucker	44	681	15.5	62	3
1973	Reggie Rucker	53	743	14.0	64	3
1974	Mack Herron (RB)	38	474	12.5	18	5
1975	Randy Vataha	46	720	15.7	47	6
1976	Andy Johnson (RB)	29	343	11.8	53	4
1977	Sam Cunningham (RB)	42	370	8.8	35	1
1978	Russ Francis (TE)	39	543	13.9	53	4
1979	Harold Jackson	45	1013	22.5	59	7
1979	Stanley Morgan	44	1002	22.8	63t	12
1980	Stanley Morgan	45	991	22.0	71	6
1981	Don Hasselbeck (TE)	46	808	17.6	51	6
	Stanley Morgan	44	1029	23.4	76t	6
1982	Stanley Morgan	28	584	20.9	75t	3
1983	Stanley Morgan	58	863	14.9	50t	2
1984	Derrick Ramsey (TE)	66	792	12.0	34	7
1985	Tony Collins (RB)	52	549	10.6	49	2
1986	Stanley Morgan	84	1491	17.8	44t	10
1987	Tony Collins (RB)	44	347	7.9	29	3
1988	Reggie Dupard (RB)	34	232	6.8	15	0
1989	Eric Sievers (TE)	54	615	11.4	46	0
1990	Irving Fryar	54	856	15.9	56	4
1991	Marv Cook (TE)	82	808	9.9	49	3
1992	Irving Fryar	55	791	14.4	54t	4
1993	Ben Coates (TE)	53	659	12.4	54t	8
1994	Ben Coates (TE)	96	1174	12.2	62t	7
1995	Ben Coates (TE)	84	915	10.9	35	6
1996	Terry Glenn	90	1132	12.6	37t	6
1997	Ben Coates (TE)	66	737	11.2	35	8
1998	Ben Coates (TE)	67	668	10.0	33	6
1999	Terry Glenn	69	1147	16.6	67	4
2000	**TROY BROWN**	**83**	**944**	**11.4**	**44t**	**4**
	Terry Glenn	79	963	12.2	39t	6
2001	**TROY BROWN**	**101**	**1199**	**11.9**	**60t**	**5**

YEAR-BY-YEAR NET YARDS FROM SCRIMMAGE

YEAR	PLAYER	TOTAL YDS	RUSH	REC.
1960	Alan Miller	700	416	284
1961	Jim Colcough	794	37	757
	Billy Lott	794	461	333
1962	Ron Burton	1009	548	350
1963	Larry Garron	1168	750	418
1964	Larry Garron	935	585	350
1965	Gino Cappelletti	680	0	680
1966	Jim Nance	1561	1458	103
1967	Jim Nance	1412	1216	196
1968	Jim Whalen	718	0	718
1969	Carl Garrett	958	691	267
1970	Jim Nance	670	522	148
1971	Carl Garrett	1049	784	265
1972	Carl Garrett	898	488	410
1973	Reggie Rucker	742	-1	743
1974	Mack Herron	1298	824	299
1975	Sam Cunningham	919	666	253
1976	Sam Cunningham	1123	824	299
1977	Sam Cunningham	1385	1015	370
1978	Sam Cunningham	1065	768	297
1979	Harold Jackson	1025	12	1013
1980	Stanley Morgan	1027	36	991
1981	Tony Collins	1105	873	232
1982	Tony Collins	819	632	187
1983	Tony Collins	1306	1049	257
1984	Craig James	949	790	159
1985	Craig James	1587	1227	360
1986	Stanley Morgan	1491	0	1491
1987	Tony Collins	821	474	347
1988	John Stephens	1266	1168	98
1989	John Stephens	1040	833	207
1990	John Stephens	1004	808	196
1991	Leonard Russell	1040	959	81
1992	Irving Fryar	797	6	791
1993	Leonard Russell	1333	1088	245
1994	Ben Coates	1174	0	1174
1995	Curtis Martin	1748	1487	261
1996	Curtis Martin	1485	1152	333
1997	Curtis Martin	1456	1160	296
1998	Robert Edwards	1446	1115	331
1999	Terry Glenn	1147	0	1147
2000	**KEVIN FAULK**	**1035**	**570**	**465**
2001	**TROY BROWN**	**1290**	**91**	**1199**

RB Jim Nance led the Patriots with 1,561 total yards in 1966 and 1,412 in 1967.



CB Maurice Hurst led the Patriots in interceptions during six different seasons, the most by any defender.

YEAR-BY-YEAR LEADING INTERCEPTORS

YEAR	PLAYER	NO	YDS	AVG	LG	TD
1960	Gino Cappelletti	4	68	17.0	24	0
	Harry Jacobs	4	26	6.5	14	0
1961	Don Webb	5	153	30.6	59	2
1962	Ross O'Hanley	5	83	16.6	28	0
1963	Bob Suci	8	277	36.7	98	2
1964	Ron Hall	11	148	13.5	50	0
1965	Ron Hall	3	35	11.7	29	0
1966	Ron Hall	6	159	26.5	87	0
1967	Nick Buoniconti	4	7	1.8	7	0
	Don Webb	4	91	22.8	41	0
1968	Leroy Mitchell	7	41	5.9	20	0
1969	Larry Carwell	4	114	28.5	38	0
1970	Daryl Johnson	2	51	25.5	42	0
1971	Larry Carwell	5	72	14.4	53t	1
1972	Honor Jackson	4	133	33.3	55	0
1973	Ron Bolton	6	65	10.8	56	0
1974	Ron Bolton	7	18	2.6	10	0
1975	Ron Bolton	5	33	6.6	15	0
1976	Mike Haynes	8	90	11.3	28	0
1977	Mike Haynes	5	54	10.8	22	0
1978	Mike Haynes	6	123	20.5	50	1
1979	Raymond Clayborn	5	56	11.2	27	0
1980	Raymond Clayborn	5	87	17.4	29	0
1981	Rick Sanford	3	28	9.3	21	0
	Tim Fox	3	20	6.7	20	0
1982	Mike Haynes	4	26	6.5	26	0
1983	Rick Sanford	7	24	3.4	16	0
1984	Raymond Clayborn	3	102	34.0	85	0
1985	Fred Marion	7	189	27.0	83	0
1986	Ronnie Lippett	8	76	9.5	43	0
1987	Fred Marion	4	53	13.3	25	0
1988	Raymond Clayborn	4	65	16.3	31	0
	Fred Marion	4	47	11.8	22	0
	Roland James	4	30	7.5	22	0
1989	Maurice Hurst	5	31	6.2	16t	1
1990	Maurice Hurst	4	61	15.3	36	0
	Ronnie Lippett	4	94	23.5	73	0
	Fred Marion	4	17	4.3	16	0
1991	Maurice Hurst	3	21	7.0	21	0
1992	Jerome Henderson	3	43	14.3	34	0
	Maurice Hurst	3	29	9.7	27	0
1993	Maurice Hurst	4	53	13.3	24	0
1994	Maurice Hurst	7	68	9.7	24	0
1995	Vincent Brown	4	1	0.3	1	0
1996	Willie Clay	4	50	12.5	35	0
1997	Willie Clay	6	109	18.2	53t	1
1998	**TY LAW**	**9**	**133**	**14.8**	**59t**	**1**
1999	**LAWYER MILLOY**	**4**	**17**	**4.3**	**17**	**0**
2000	**TY LAW**	**2**	**32**	**16.0**	**32**	**0**
	TEBUCKY JONES	**2**	**20**	**10.0**	**20**	**0**
	LAWYER MILLOY	**2**	**2**	**1.0**	**2**	**0**
2001	**OTIS SMITH**	**5**	**181**	**36.2**	**78t**	**2**

YEAR-BY-YEAR SACK LEADERS

NOTE: Sacks did not become an offical NFL statistic until 1982.

YEAR	PLAYER	SACKS
1960	Jack Rudolph, LB	3.0
1961	Rommie Loudd, LB	7.0
1962	Larry Eisenhauer, DE	5.5
1963	Larry Eisenhauer, DE	9.0
1964	Larry Eisenhauer, DE	7.5
1965	Larry Eisenhauer, DE	9.5
1966	Jim Lee Hunt, DT	9.0
1967	Houston Antwine, DT	6.0
1968	Houston Antwine, DT	7.5
1969	Houston Antwine, DT	5.0
1970	Ron Berger, DE	9.0
1971	Steve Kiner, LB	6.5
1972	Julius Adams, DE	4.0
1973	Julius Adams, DE	8.0
1974	Julius Adams, DE	8.0
1975	Tony McGee, DE	9.0
1976	Tony McGee, DE	9.5
1977	Tony McGee, DE	12.0
1978	Tony McGee, DE	12.0
1979	Tony McGee, DE	10.5
1980	Julius Adams, DE	9.0
1981	Tony McGee, DE	5.5
1982	Don Blackmon, LB	4.5
1983	Andre Tippett, LB	8.5
1984	Andre Tippett, LB	18.5
1985	Andre Tippett, LB	16.5
1986	Garin Veris, DE	11.0
1987	Andre Tippett, LB	12.5
1988	Andre Tippett, LB	8.0
1989	Brent Williams, DE	8.0
1990	Brent Williams, DE	6.0
1991	Andre Tippett, LB	8.5
1992	Andre Tippett, LB	7.0
1993	Chris Slade, LB	9.0
1994	Chris Slade, LB	9.5
1995	**WILLIE McGINEST, DE**	**11.0**
1996	**WILLIE McGINEST, DE**	**9.5**
1997	Chris Slade, LB	9.0
1998	Henry Thomas, DT	6.5
1999	**WILLIE McGINEST, DE**	**9.0**
2000	**WILLIE McGINEST, DE**	**6.0**
	Greg Spires , DE	6.0
2001	**BOBBY HAMILTON, DL**	**7.0**

Tony McGee is the only Patriot to ever lead the team with double-digit sack totals in three consecutive seasons (1977-79).

Rich Camarillo was the Patriots leading punter for seven consecutive seasons (1981-1987).

YEAR-BY-YEAR LEADING PUNTERS

YEAR	PLAYER	NO	YARDS	AVG	LG
1960	Tom Greene	59	2235	37.9	66
1961	Tom Yewcic	62	2406	38.8	64
1962	Tom Yewcic	68	2634	38.7	56
1963	Tom Yewcic	73	2880	39.4	65
1964	Tom Yewcic	72	2787	38.7	63
1965	Tom Yewcic	76	3094	40.7	70
1966	Jim Fraser	53	2044	38.6	68
1967	Terry Swanson	65	2632	40.5	62
1968	Bob Scarpitto	34	1382	40.6	87
	Terry Swanson	62	2449	39.5	57
1969	Tom Janik	70	2903	41.5	56
1970	Tom Janik	86	3364	39.1	57
1971	Tom Janik	87	3249	37.3	58
1972	Pat Studstill	75	2859	38.1	57
1973	Bruce Barnes	55	2134	38.8	53
1974	Bruce Barnes	45	1604	35.6	50
1975	Mike Patrick	83	3223	38.8	62
1976	Mike Patrick	67	2688	40.1	52
1977	Mike Patrick	65	2354	36.2	64
1978	Jerrel Wilson	54	1921	35.6	57
1979	Eddie Hare	83	3038	36.6	58
1980	Mike Hubach	63	2392	38.0	69
1981	Rich Camarillo	47	1959	41.7	75
1982	Rich Camarillo	49	2140	43.7	76
1983	Rich Camarillo	81	3615	44.6	70
1984	Rich Camarillo	48	2020	42.1	61
1985	Rich Camarillo	92	3953	43.0	75
1986	Rich Camarillo	89	3746	42.1	64
1987	Rich Camarillo	62	2489	40.1	73
1988	Jeff Feagles	91	3482	38.3	74
1989	Jeff Feagles	64	2392	37.4	64
1990	Brian Hansen	90	3752	41.7	69
1991	Shawn McCarthy	66	2650	40.2	93
1992	Shawn McCarthy	103	4212	40.9	61
1993	Mike Saxon	73	3096	42.4	59
1994	Pat O'Neill	69	2841	41.2	67
1995	Pat O'Neill	41	1,514	36.9	57
	Byran Wagner	37	1,557	42.1	57
1996	Tom Tupa	63	2,739	43.5	62
1997	Tom Tupa	78	3,569	45.8	73
1998	Tom Tupa	74	3,294	44.5	64
1999	Lee Johnson	90	3,735	41.5	58
2000	Lee Johnson	89	3,798	42.7	62
2001	**KEN WALTER**	**49**	**1,964**	**40.1**	**58**

YEAR-BY-YEAR LEADING KICKOFF RETURNERS

YEAR	PLAYER	NO	YDS	AVG	LG	TD
1960	Dick Christy	24	617	25.7	46	0
1961	Larry Garron	16	438	27.4	89	1
1962	Larry Garron	24	686	28.5	95t	1
1963	Larry Garron	28	693	24.7	58	0
1964	J.D. Garrett	32	749	23.4	42	0
1965	Jay Cunningham	17	374	22.0	45	0
1966	Joe Bellino	18	410	22.8	43	0
1967	Jay Cunningham	30	627	20.0	41	0
1968	Willie Porter	36	812	22.6	61	0
1969	Carl Garrett	28	792	28.3	63	0
1970	Odell Lawson	25	546	21.8	52	0
1971	Carl Garrett	24	538	22.4	37	0
1972	Carl Garrett	16	410	25.6	49	0
1973	Mack Herron	41	1092	26.6	92t	1
1974	Mack Herron	28	629	18.0	62	0
1975	Allen Carter	32	879	27.5	99t	1
1976	Jess Phillips	14	397	28.4	71	0
1977	Raymond Clayborn*	28	869	31.0	101t	3
1978	Raymond Clayborn	27	636	23.6	60	0
1979	Allan Clark	37	816	22.1	38	0
1980	Horace Ivory*	36	992	27.6	98t	1
1981	Tony Collins	39	773	18.3	32	0
1982	Ricky Smith	24	567	23.6	98t	1
1983	Ricky Smith	42	916	21.8	53	0
1984	Tony Collins	26	544	20.9	46	0
1985	Stephen Starring	48	1012	21.1	53	0
1986	Stephen Starring	36	802	22.3	52	0
1987	Stephen Starring	23	445	19.3	43	0
1988	Sammy Martin	31	735	23.7	95t	1
1989	Sammy Martin	24	584	24.3	38	0
1990	Sammy Martin	25	515	20.6	38	0
1991	Jon Vaughn	34	717	21.1	99t	1
1992	Jon Vaughn	20	564	28.2	100t	1
1993	Ray Crittenden	23	478	20.8	44	0
1994	Ray Crittenden	24	460	19.2	36	0
1995	David Meggett	38	964	25.4	62	0
1996	David Meggett	34	781	23.0	54	0
1997	David Meggett	33	816	24.7	61	0
1998	Derrick Cullors	45	1085	24.1	68	0
1999	**KEVIN FAULK**	**39**	**943**	**24.2**	**95**	**0**
2000	**KEVIN FAULK**	**38**	**816**	**21.5**	**40**	**0**
2001	**KEVIN FAULK**	**33**	**662**	**20.1**	**42**	**0**

*=NFL Leader



David Meggett was the Patriots leading kickoff returner from 1995-1997.



Irving Fryar was the first Patriots punt returner to lead the NFL in return average (14.1, 1985).

YEAR-BY-YEAR LEADING PUNT RETURNERS

YEAR	PLAYER	NO	YDS	AVG	LG	TD
1960	Billy Wells	12	66	4.6	16	0
1961	Fred Bruney	23	109	4.7	11	0
1962	Ron Burton	21	122	5.8	22	0
1963	Bob Suci	25	233	9.3	22	0
1964	Dave Cloutier	20	136	6.8	40	0
1965	Ron Burton	15	61	4.1	12	0
1966	Tom Hennessey	7	39	5.6	11	0
1967	Jay Cunningham	17	105	6.2	44	0
	Joe Bellino	15	129	8.6	18	0
1968	Willie Porter	22	135	6.1	24	0
1969	Carl Garrett	12	159	13.3	45	0
1970	Carl Garrett	17	168	9.9	62	0
1971	Carl Garrett	8	124	15.5	50	0
1972	Carl Garrett	6	36	6.0	27	0
1973	Mack Herron	27	282	10.8	54	0
1974	Mack Herron	35	517	14.8	66	0
1975	Darryl Stingley	15	113	7.5	29	0
1976	Mike Haynes	45	608	13.5	89t	2
1977	Stanley Morgan	16	220	13.8	53	0
	Mike Haynes	24	200	8.3	46	0
1978	Stanley Morgan	32	335	10.5	48	0
1979	Stanley Morgan	29	289	10.0	80t	1
1980	Roland James	33	331	10.0	75t	1
1981	Stanley Morgan	15	116	7.7	26	0
1982	Ricky Smith	16	139	8.7	19	0
1983	Ricky Smith	38	398	10.5	55	0
1984	Irving Fryar	36	347	9.6	55	0
1985	Irving Fryar*	37	520	14.1	85t	2
1986	Irving Fryar	35	336	10.5	59t	1
1987	Irving Fryar	18	174	9.7	36	0
1988	Irving Fryar	38	398	10.5	30	0
1989	Sammy Martin	19	164	8.6	28	0
1990	Irving Fryar	28	133	4.8	17	0
1991	Jerome Henderson	27	201	7.4	39	0
1992	Walter Stanley	28	227	8.1	50	0
1993	**TROY BROWN**	**25**	**224**	**9.0**	**19**	**0**
1994	**TROY BROWN**	**24**	**202**	**8.4**	**38**	**0**
1995	David Meggett	45	383	8.5	23	0
1996	David Meggett	52	588	11.3	60t	1
1997	David Meggett	45	467	10.4	47	0
1998	**TROY BROWN**	**17**	**225**	**13.2**	**39**	**0**
1999	**TROY BROWN**	**38**	**405**	**10.7**	**52**	**0**
2000	**TROY BROWN**	**39**	**504**	**12.9**	**66t**	**1**
2001	**TROY BROWN***	**29**	**413**	**14.2**	**85t**	**2**

*=NFL Leader

Patriots Individual Records

The following records relate to service with the Patriots and reflect only regular season activity; postseason playoff competition is excluded. Number of games per season: 1960-1977 (14); 1978-81 (16); 1982 (9); 1983-86 (16); 1987 (15), and 1988-01 (16).
bold = record set in 2001; **bold** = player on current roster

SERVICE

MOST

Seasons — 16 Steve Grogan, 1975-90
15 Julius Adams, 1971-77, 79-85, 87
14 Bruce Armstrong, 1987-2000
Steve Nelson, 1974-87
13 Raymond Clayborn, 1977-89
John Hannah, 1973-85
Stanley Morgan, 1977-89
Mosi Tatupu, 1978-90

Games (100 Games Played) —

	Player, Pos.	Games	Years
1.	Bruce Armstrong, OT	212	1987-00
2.	Julius Adams, DE	206	1971-87*
3.	Mosi Tatupu, RB	194	1978-90
4.	Raymond Clayborn, CB	191	1977-89
5.	John Hannah, OG	183	1973-85
6.	Stanley Morgan, WR	180	1977-89
7.	Steve Nelson, LB	174	1974-87
8.	Tom Neville, OT	160	1965-77
9.	Pete Brock, C	154	1976-87
10.	Gino Cappelletti, K/WR	152c	1960-70
11.	Andre Tippett, LB	151	1982-93^
12.	Bill Lenkaitis, C	151	1971-81
13.	Steve Grogan, QB	149	1975-90
14.	Roland James, SS	145	1980-90
15.	Fred Marion, FS	144	1982-91
16.	Ben Coates, TE	142	1991-99
	Houston Antwine, DT	142	1961-71
18.	Jim Lee Hunt, DT	141	1960-70
19.	Len St. Jean, OG	140c	1964-73
20.	Don Webb, DB	134	1961-71
21.	Ray Hamilton, NT	132	1973-81
22.	Jon Morris, C	130	1964-74
23.	Irving Fryar, WR	129	1984-92
24.	Chris Slade	127	1993-00
25.	Johnny Rembert, LB	126	1983-92
26.	**Troy Brown, WR**	**124+**	**1993-01**
	Drew Bledsoe, QB	124	1993-01
	Jim Colclough, WR	124	1960-68
	Steve King, LB	124	1973-81
	Charlie Long, OT	124	1961-69
31.	Vincent Brown, LB	123	1988-95
	Ronnie Lippett, CB	122	1983-91
	Lawrence McGrew, LB	122	1980-89
34.	Brent Williams, DE	121	1986-93
35.	Cedric Jones, WR	120	1982-90
36.	Sam Adams, OG	119	1972-80
	Ed Reynolds, LB	119	1983-91
	Tony McGee, DE	119	1974-81
39.	John Smith, K	116	1974-83
40.	Larry Eisenhauer, DE	115	1961-69
41.	Bob Dee, DE	112c	1960-67
42.	Tim Goad, NT	109	1988-94
	Willie McGinest, DE	**109+**	**1994-01**
44.	Larry Whigham, S	106	1994-00
45.	Lin Dawson, TE	105	1981-90
46.	Maurice Hurst, CB	104	1989-95
	Ty Law, CB	**103+**	**1995-01**
47	Max Lane, OL	101	1994-00

c - denotes consecutive games played
+ - denotes active status
* - Julius Adams did not play in 1986.
^ - Andre Tippett did not play in 1989.

SCORING

MOST POINTS

Career — 1,130 Gino Cappelletti, 1960-70
671 John Smith, 1974-82
688 Adam Vinatieri, 1996-01
442 Tony Franklin, 1984-87
408 Stanley Morgan, 1977-89

Season — 155 Gino Cappelletti, 1964 (7-td, 36-xp*, 25-fg)
147 Gino Cappelletti, 1961 (8-td, 48-xp, 17-fg)
140 Tony Franklin, 1986 (44-xp, 32 fg)
132 Gino Cappelletti, 1965 (27-xp, 17-fg, 9-td)
129 John Smith, 1980 (51-xp, 26-fg)

Game — 28 Gino Cappelletti vs. Hou., Dec. 18, 1965 (2-td, 4-xp, 4-fg)
24 Gino Cappelletti vs. Buf., Nov. 15, 1964 (3-td, 6-xp*)

Most Seasons Leading League —
5 Gino Cappelletti, 1961, 63-66
2 John Smith, 1979, 1980

TOUCHDOWNS

MOST

Career — 68 Stanley Morgan, 1977-89 (67-p, 1-rt)
50 Ben Coates, 1991-99 (50-p)
49 Sam Cunningham, 1973-79, 1981-82 (43-r, 6-p)
46 Jim Nance, 1965-71 (45-r, 1-p)
42 Gino Cappelletti, 1960-70 (42-p)
Larry Garron, 1960-68 (15-r, 26-p, 1-rt)

Season — 17 Curtis Martin, 1996 (14-r, 3-p)
15 Curtis Martin, 1995 (14-r, 1-p)
13 **Antowain Smith, 2001 (12-r, 1-p)**
Stanley Morgan, 1979 (12-p, 1-rt)
Steve Grogan, 1976 (12-r, 1-f)
12 Mack Herron, 1974 (7-r, 5-p)
11 Horace Ivory, 1978 (11-r)
Sam Cunningham, 1974 (9-r, 2-p)
Jim Nance, 1966 (11-r)
Billy Lott, 1961 (5-r, 6-p)
10 Stanley Morgan, 1986 (10-p)
Irving Fryar, 1985 (1-r, 7-p, 2-rt)
Tony Collins, 1983 (10-r)
Andy Johnson, 1976 (6-r, 4-p)
Jim Colclough, 1962 (10-p)

Game — 3 Accomplished 17 times; Most recent: Curtis Martin, vs. Miami, Nov. 3, 1996 (3-r)

*includes one two-point conversion

PAT KICKS

MOST ATTEMPTS

Career — 353 Gino Cappelletti, 1960-70
323 John Smith, 1974-83
211 Adam Vinatieri, 1996-01
166 Tony Franklin, 1984-87
73 Matt Bahr, 1993-95

Season — 51 John Smith, 1980
50 Gino Cappelletti, 1961
49 John Smith,1979
46 John Smith,1976
45 Tony Franklin, 1986

Game — 8 David Posey vs. NY Jets, Oct. 29, 1978
John Smith vs. NY Jets, Sept. 9, 1979
7 Gino Cappelletti vs. Buffalo, Oct. 22, 1961
John Smith vs. Oakland, Oct. 3, 1976

MOST MADE

Career — 342 Gino Cappelletti, 1960-70
308 John Smith, 1974-83
206 Adam Vinatieri, 1996-01
163 Tony Franklin, 1984-87
73 Matt Bahr, 1993-95

Season — 51 John Smith, 1980
48 Gino Cappelletti, 1961
46 John Smith, 1979
44 Tony Franklin, 1986
42 Tony Franklin, 1984
John Smith, 1974 and 1976

Game — 8 John Smith vs. NY Jets, Sept. 9, 1979
7 David Posey vs. NY Jets, Oct. 29, 1978
Gino Cappelletti vs. Buffalo, Oct. 22, 1961

MISCELLANEOUS SCORING

SAFETY

Game — 1 Accomplished 20 times,Most recent: Don Blackmon at Tampa Bay, 10-27-85

Season — 2 Don Blackmon at Tampa Bay, 10-27-85 and vs. Green Bay, 9-8-85

(NOTE: See fumble section for scoring on fumbles)

MISSED FG RETURNED FOR TD

91 yds Ron Burton vs. Denver, Nov. 11, 1962

BLOCKED FG RETURNED FOR TD

71 yds Raymond Clayborn at Houston, Oct. 18, 1987
65 yds Mike Haynes at NY Jets, Oct. 5, 1980
45 yds Larry Carwell vs. Cincinnati, Sept. 17, 1971

BLOCKED PUNT RETURNED FOR TD

31 yds Rod McSwain at LA Rams, Nov. 16, 1986
20 yds Don Webb vs. San Diego, Dec. 17, 1961
17 yds Mosi Tatupu at New Orleans, Nov. 30, 1986
8 yds Rick Sanford vs. Baltimore, Nov. 18, 1979
4 yds Tedy Bruschi vs. Baltimore, Oct. 6, 1996
3 yds Willie Scott vs. Indianapolis, Nov. 22, 1987
0 yds Leroy Moore vs. Oakland, Nov. 17, 1961

FIELD GOALS

MOST ATTEMPTS

Career — 333 Gino Cappelletti, 1960-70
199 Adam Vinatieri, 1996-01
191 John Smith, 1974-83
125 Tony Franklin, 1984-87
72 Matt Bahr, 1993-95
69 Jason Staurovsky, 1988-91

Season — 41 Tony Franklin, 1986
39 Adam Vinatieri, 1998
38 Gino Cappelletti, 1963
37 Gino Cappelletti, 1962
Gino Cappelletti, 1964
35 Adam Vinatieri, 1996
34 Matt Bahr, 1994
John Smith, 1980
Gino Cappelletti, 1969

Game —
7 Jason Staurovsky, vs. Indy, Dec. 3, 1989
Gino Cappelletti vs. Cin., Nov. 16, 1969
Gino Cappelletti vs. Buf., Sept. 24, 1967
Gino Cappelletti vs. S.D., Sept. 20, 1964
6 **Adam Vinatieri vs. JAX, Sept. 22, 1996**
Gino Cappelletti vs. NYJ, Sept. 27, 1964
Gino Cappelletti vs. Hou., Dec. 18, 1965

Most Seasons Leading League —
3 Gino Cappelletti, 1961, 63-64

MOST MADE

Career — 176 Gino Cappelleti, 1960-70
160 Adam Vinatieri, 1996-00
128 John Smith, 1974-83
93 Tony Franklin, 1984-87
55 Matt Bahr, 1993-95
50 Jason Staurovsky, 1988-91

Season — 32 Tony Franklin, 1986
31 Adam Vinatieri, 1998
27 Adam Vinatieri, 2000
Adam Vinatieri, 1996
Matt Bahr, 1994
26 Adam Vinatieri, 1999
John Smith, 1980
25 Adam Vinatieri, 1997
Gino Cappelletti, 1964

Game —
6 Gino Cappelletti vs. Denver, Oct. 4, 1964
5 Adam Vinatieri vs. Jacksonville, Sept. 22. 1996
Jason Staurovsky, vs. Indianapolis, Dec. 3, 1989

Game (No Misses) —
6 Gino Cappelletti vs. Denver, Oct. 4, 1964

Longest Made —
55 **Adam Vinatieri at St. Louis, Dec. 13, 1998**
Matt Bahr at Miami, Nov. 12, 1995
54 Adam Vinatieri vs. Cleveland, Dec. 12, 2001
53 **Adam Vinatieri vs. Kansas City, Dec. 4, 2000**
Gino Cappelletti vs. NY Jets, Nov. 28, 1965
Jason Staurovsky vs. Seattle, Oct. 7, 1990
52 Adam Vinatieri vs. Buffalo, Oct. 12, 1997

RUSHING

MOST ATTEMPTS

Career — 1,385 Sam Cunningham, 1973-79, 1981-82
1,323 Jim Nance, 1965-71
1,191 Tony Collins, 1981-87
958 Curtis Martin, 1995-97
891 John Stephens, 1988-92
820 Don Calhoun, 1975-81

Season — 368 Curtis Martin, 1995
316 Curtis Martin, 1996
300 Leonard Russell, 1993
299 Jim Nance, 1966
297 John Stephens, 1988

Game —
40 Curtis Martin vs. NYJ, Sept. 14, 1997 (199 yards)
38 Jim Nance vs. Oak., Oct. 30, 1966 (208 yds)
36 Curtis Martin vs. Buf., Oct. 23, 1995 (127 yds)
35 Curtis Martin vs. Indy, Nov. 24, 1996 (141 yds)
Curtis Martin at NYJ, Nov. 5 1995 (166 yds)
Michael LeBlanc vs. Buf., Oct. 11, 1987 (146 yds)
John Stephens vs. Chi., Oct. 30, 1988 (124 yds)
34 Jim Nance vs. Buffalo, Sept. 24, 1967 (185 yds)

Seasons Leading League — 3 Jim Nance, 1966-67, 69

MOST YARDAGE

Career — 5,453 Sam Cunningham, 1973-79, 1981-82
5,323 Jim Nance, 1965-71
4,647 Tony Collins, 1981-87
3,799 Curtis Martin 1995-97
3,391 Don Calhoun, 1975-81

Season — 1,487 Curtis Martin, 1995
1,458 Jim Nance, 1966
1,227 Craig James, 1985
1,216 Jim Nance, 1967
1,168 John Stephens, 1988
1,160 Curtis Martin, 1997
1.157 Antowain Smith, 2001
1,152 Curtis Martin, 1996
1,115 Robert Edwards, 1998
1,088 Leonard Russell, 1993
1,049 Tony Collins, 1983
1,015 Sam Cunningham, 1977

Game —
212 Tony Collins vs. NY Jets, Sept. 18, 1983 (23 att.)
208 Jim Nance vs. Oakland, Oct. 30, 1966 (38 att.)
199 Curtis Martin vs. NY Jets, Sept. 14, 1997 (40 att.)
196 Robert Edwards at St. Louis, Dec. 13, 1998 (24 att.)
185 Jim Nance vs. Buffalo, Sept. 24, 1967 (34 att.)

Seasons Leading League — 2 Jim Nance, 1966-67

LONGEST RUN FROM SCRIMMAGE

85 Larry Garron vs. Buffalo, Oct. 22, 1961 (TD)
80 Carl Garrett vs. Miami, Nov. 9, 1969 (TD)
77 Robert Weathers vs. Balt., Sept. 4, 1983 (TD)
Ron Burton at Denver, Oct. 23, 1960
75 Sam Cunningham, Oct. 20, 1974 (TD)
74 Don Calhoun at St. Louis, Sept. 10, 1978

HIGHEST AVG. GAIN

Career (450 Attempts) —
4.22 Craig James, 1984-88 (585-2,469)
4.16 Carl Garrett, 1969-72 (537-2,235)
4.14 Don Calhoun, 1974-81 (820-3,391)
4.02 Jim Nance, 1965-71 (1,323-5,323)
3.97 Curtis Martin, 1995-97 (958-3,799)
3.95 Mosi Tatupu, 1978-90 (612-2,415)
3.94 Sam Cunningham, 1973-79, 81-82 (1,385-5,453)

Season (100 Attempts) —
5.59 Don Calhoun, 1976 (129-721)
5.45 Mosi Tatupu, 1983 (106-578)
5.04 Carl Garrett, 1969 (137-691)
4.94 Craig James, 1984 (160-790)
4.91 Horace Ivory, 1978 (141-693)

Game (10 Attempts) —
11.60 Larry Garron vs. Buffalo, Oct. 22, 1961 (10-116)
11.36 Sam Cunningham at Buffalo, Oct. 20, 1974 (11-125)
10.77 Larry Garron vs. Oakland, Oct. 26, 1962 (13-140)

MOST TOUCHDOWNS

Career — 45 Jim Nance, 1965-71
43 Sam Cunningham, 1973-79, 1981
35 Steve Grogan, 1975-90
32 Curtis Martin, 1995-97
Tony Collins, 1981-87
23 Don Calhoun, 1975-81

Season — 14 Curtis Martin, 1996
Curtis Martin, 1995
12 **Antowain Smith, 2001**
Steve Grogan, 1976
11 Horace Ivory, 1978
Jim Nance, 1966
10 Tony Collins, 1983
9 Robert Edwards, 1998
Don Calhoun, 1980

Game — 3 Curtis Martin, vs. Miami, Nov. 3, 1996
Mosi Tatupu at LA Rams, Dec. 11, 1983
Tony Collins vs. NY Jets, Sept. 18, 1983
Sam Cunningham at Buffalo, Oct. 20, 1974

Seasons Leading League —
1 Jim Nance, 1966

PASSING

MOST ATTEMPTS

Career —

4,518 Drew Bledsoe, 1993-01
3,593 Steve Grogan, 1975-90
2,413 Vito (Babe) Parilli, 1961-67
1,503 Jim Plunkett, 1971-75
1,500 Tony Eason, 1983-89

Season —

691 Drew Bledsoe, 1994
636 Drew Bledsoe, 1995
623 Drew Bledsoe, 1996
539 Drew Bledsoe, 1999
531 Drew Bledsoe, 2000
522 Drew Bledsoe, 1997
481 Drew Bledsoe, 1998

Game —

70 Drew Bledsoe vs. Minnesota, Nov. 13, 1994*
60 Drew Bledsoe at Pittsburgh, Dec. 16, 1995
59 Steve Grogan vs. New Orleans, Nov. 12, 1989
56 Drew Bledsoe vs. Denver, Oct. 8, 1995
Marc Wilson at Pittsburgh, Dec. 17, 1989
55 Drew Bledsoe vs. LA Raiders, Oct. 19, 1994

Most Seasons Leading the League —

3 Drew Bledsoe, 1994-96

MOST COMPLETIONS

Career —

2,544 Drew Bledsoe, 1993-01
1,879 Steve Grogan, 1975-90
1,140 Vito (Babe) Parilli, 1961-67
876 Tony Eason, 1983-89
729 Jim Plunkett, 1971-75

Season —

400 Drew Bledsoe, 1994
373 Drew Bledsoe, 1996
323 Drew Bledsoe, 1995
314 Drew Bledsoe, 1997
312 Drew Bledsoe, 2000
305 Drew Bledsoe, 1999

Game —

45 Drew Bledsoe vs. Minnesota, Nov. 13, 1994*
39 Drew Bledsoe at Pittsburgh, Dec. 16, 1995
36 Tony Eason at LA Rams, Nov. 16, 1986
34 Tom Ramsey vs. Philadelphia, Nov. 29, 1987
33 **Tom Brady vs. San Diego, Oct. 14, 2001**
Drew Bledsoe vs. Kansas City, Dec. 4, 2000
32 Drew Bledsoe vs. Buffalo, Oct. 27, 1996
Drew Bledsoe at Miami, Sept. 5, 1994

Most Seasons Leading the League —

2 Drew Bledsoe, 1994, 1996

*NFL Record

PASSING EFFICIENCY (Pct)

Career (500 Attempts) —

.604 Hugh Millen, 1991-92 (612-370)
.584 Tony Eason, 1983-89 (1500-876)
.563 Drew Bledsoe, 1993-01 (4452-2504)
.523 Steve Grogan, 1975-90 (3593-1879)
.485 Jim Plunkett, 1971-75 (1503-729)
.472 Babe Parilli, 1961-67 (2413-1140)
Butch Songin, 1960-61 (604-285)

Season (100 Attempts) —

.639 Tom Brady, 2001 (413-264)
.616 Tony Eason, 1986 (448-276)
.611 Hugh Millen, 1992 (203-124)
.608 Steve Grogan, 1986 (102-62)
.602 Drew Bledsoe, 1997 (522-314)
.601 Tony Eason, 1984 (431-259)
Hugh Millen, 1991 (409-246)

Game (20 Attempts) —

.800 **Tom Brady, at Indianapolis, Oct. 21, 2001 (20-16)**
Babe Parilli vs. Miami, Oct. 15, 1967 (20-16)
.769 Hugh Millen at Miami, Nov. 10, 1991 (26-20)
.750 Tony Eason vs. Green Bay, Sept. 8, 1985 (28-21)
.732 Drew Bledsoe vs. Miami, Nov. 3, 1996 (41-30)
.731 Tom Brady, vs. New Orleans, Nov. 25, 2001 (26-19)

Most Seasons Leading League —

1 Vito (Babe) Parilli, 1961

MOST YARDAGE

Career —

29,657 Drew Bledsoe, 1993-01
26,886 Steve Grogan, 1975-90
16,747 Vito (Babe) Parilli, 1961-67
10,732 Tony Eason, 1983-89
9,932 Jim Plunkett, 1971-75

Season —

4,555 Drew Bledsoe, 1994
4,086 Drew Bledsoe, 1996
3,985 Drew Bledsoe, 1999
3,706 Drew Bledsoe, 1997
3,633 Drew Bledsoe, 1998
3,507 Drew Bledsoe, 1995
3,465 Vito (Babe) Parilli, 1964

Game —

426 Drew Bledsoe vs. Minnesota, Nov. 13, 1994
423 Drew Bledsoe vs. Miami, Nov. 23, 1998
421 Drew Bledsoe at Miami, Sept. 5, 1994
419 Drew Bledsoe vs. Miami, Nov. 3, 1996
414 Tony Eason vs. Seattle, Sept. 21, 1986
402 Tom Ramsey vs. Philadelphia, Nov. 29, 1987
401 Steve Grogan vs. NY Jets, Oct. 12, 1986

Seasons Leading League —

1 Drew Bledsoe, 1994
Vito (Babe) Parilli, 1964

PASSING (Cont.)

Longest Completion —
91t Tom Brady at Indianapolis, Oct. 21, 2001 (to David Patten)
90t Tony Eason at Chicago, Sept. 15, 1985 (to Craig James)
88t Jim Plunkett vs. Baltimore, Dec. 19, 1971 (to Randy Vataha)
87t Tom Sherman vs. NY Jets, Oct. 27, 1968 (to Jim Whalen)
86t Drew Bledsoe at Pittsbugh, Dec. 6, 1998 (to Terry Glenn)
84t Drew Bledsoe vs. Miami, Nov. 3, 1996 (to Ben Coates)

HAD INTERCEPTED

Fewest
Career (500 Attempts) —
24 Butch Songin, 1960-61
44 Mike Taliaferro, 1968-70
48 Tony Eason, 1983-89

Season (100 Attempts) —
2 Steve Grogan, 1986 (102 att.)
4 Scott Zolak, 1992 (100 att.)
Steve Grogan, 1982 (122 att.)
5 Steve Grogan, 1985 (156 att.)
5 Tom Hodson, 1990 (156 att.)

Game (25 attempts) —
0 Accomplished many times. Most recent: **Tom Brady at N.Y. Jets, Dec. 2, 2001**

Most
Career (500 attempts) —
208 Steve Grogan, 1975-90
138 Babe Parilli, 1961-67
Drew Bledsoe, 1993-01
87 Jim Plunkett, 1971-75

Season —
27 Drew Bledsoe, 1994
Babe Parilli, 1964
26 Babe Parilli, 1965
25 Jim Plunkett, 1972
24 Babe Parilli, 1967
Babe Parilli, 1963
23 Steve Grogan, 1978

Game (25 attempts) —
6 Steve Grogan vs. San Francisco, Nov. 30, 1980
Babe Parilli vs. Denver, Sept. 3, 1967
5 Drew Bledsoe at Miami, Nov. 21, 1999
Drew Bledsoe at Pittsburgh, Dec. 5, 1993
Steve Grogan at Detroit, Oct. 10, 1976
Steve Grogan at Baltimore, Dec. 21, 1975
Mike Taliaferro vs. NY Jets, Oct. 27, 1968
Babe Parilli vs. Buffalo, Sept. 11, 1965
Babe Parilli vs. NY Jets, Oct. 31, 1964

Lowest Percentage Season —
1.9 Tony Eason, 1984 (8-431)
2.0 Steve Grogan, 1986 (2-102)
2.2 Tony Eason, 1986 (10-448)
2.4 Drew Bledsoe, 2000 (13-531)
Drew Bledsoe, 1996 (15-623)
2.5 Drew Bledsoe, 1995 (16-636)

Seasons Leading League —
Fewest
2 Vito (Babe) Parilli, 1961 (tied), 1962
1 Tony Eason, 1984
Ed (Butch) Songin, 1961 (tied)

Most
1 Vito (Babe) Parilli, 1964 (tied)

MOST TOUCHDOWNS

Career —
182 Steve Grogan, 1975-90
166 Drew Bledsoe, 1993-00
132 Vito (Babe) Parilli, 1961-67
62 Jim Plunkett, 1971-75
60 Tony Eason, 1983-89

Season —
31 Vito (Babe) Parilli, 1964
28 Drew Bledsoe, 1997
28 Steve Grogan, 1979
27 Drew Bledsoe, 1996
25 Drew Bledsoe, 1994
23 Tony Eason, 1984

Game —
5 Steve Grogan vs. NY Jets, Sept. 9, 1979
Vito (Babe) Parilli at Buffalo, Nov. 15, 1964
Vito (Babe) Parilli vs. Miami, Oct. 15, 1967
4 **Accomplished 17 times. Most Recent: Tom Brady vs. New Orleans, Nov. 25, 2001**

Seasons Leading League —
1 Steve Grogan, 1979 (tied Brian Sipe of Clev.-28)
1 Babe Parilli, 1964

RECEIVING

MOST RECEPTIONS

Career —

534 Stanley Morgan, 1977-89
490 Ben Coates, 1991-99
363 Irving Fryar, 1984-92
329 Terry Glenn, 1996-01
321 Troy Brown, 1993-01
292 Gino Cappelletti, 1960-70

Season —

101 Troy Brown, 2001
96 Ben Coates, 1994
90 Terry Glenn, 1996
84 Ben Coates, 1995
Stanley Morgan, 1986
83 Troy Brown, 2000
82 Marv Cook, 1991

Game —

13 Terry Glenn at Cleveland, Oct. 3, 1999 (214 yds)
12 **Troy Brown, vs. K.C., Dec. 4, 2000 (119)**
Ben Coates at Indy, Nov. 27, 1994 (119)
11 **Troy Brown, vs. San Diego, Oct. 14, 2001 (117)**
Terry Glenn, vs. Cin., Nov. 19, 2000 (129)
Kevin Faulk, vs. Tampa Bay, Sept. 3, 2000 (62)
Ben Coates at Pittsburgh, Dec. 16, 1995 (83)
Leroy Thompson vs. Min., Nov. 13, 1994 (74)
Tony Collins vs. Phi., Nov. 29, 1987 (100)
Art Graham vs. K.C., Nov. 20, 1966 (134)
10 Accomplished Eight Times, Most Recent:
Ben Coates vs. Buffalo, Nov. 29, 1998 (70)

YARDAGE

Career —

10,352 Stanley Morgan, 1977-89
5,726 Irving Fryar, 1984-92
5,471 Ben Coates, 1991-99
5,001 Jim Colclough, 1960-68
4,669 Terry Glenn, 1996-01
4,589 Gino Cappelletti, 1960-70

Season —

1,491 Stanley Morgan, 1986
1,199 Troy Brown, 2001
1,174 Ben Coates, 1994
1,147 Terry Glenn, 1999
1,132 Terry Glenn, 1996
1,029 Stanley Morgan, 1981
1,014 Irving Fryar, 1991
1,013 Harold Jackson, 1979
1,002 Stanley Morgan, 1979

Game —

214 Terry Glenn at Cleveland, Oct. 3, 1999 (13 rec)
193 Terry Glenn at Pittsburgh, Dec. 6, 1998 (9)
182 Stanley Morgan vs. Miami, Nov. 8, 1981 (5)
170 Stanley Morgan vs. Baltimore, Nov. 26, 1978 (5)
167 Art Graham vs. Houston, Nov. 6, 1964 (8)
165 Irving Fryar at N.Y. Jets, Oct. 4, 1992 (8)
163 Terry Glenn vs. Green Bay, Oct. 27, 1997 (7)

Longest Reception —

91t David Patten at Indianapolis, Oct. 21, 2001 (from Tom Brady)
90t Craig James at Chicago, Sept. 15, 1985 (from Tony Eason)
88t Randy Vataha vs. Baltimore, Dec. 19, 1971 (from Jim Plunkett)
87t Jim Whalen vs. NY Jets, Oct. 27, 1968 (from Tom Sherman)
86 Terry Glenn at Pittsburgh, Dec. 6, 1998 (from Drew Bledsoe)
84t Ben Coates vs. Miami, Nov. 3, 1996 (from Drew Bledsoe)

AVERAGE GAIN

Career (150 Minimum) —

20.3 Harold Jackson, 1978-81 (156-3,162)
19.4 Stanley Morgan, 1977-89 (534-10,352)
17.7 Jim Colclough, 1960-68 (283-5,001)
15.8 Irving Fryar, 1984-92 (363-5,726)
15.7 Gino Cappelletti, 1960-70 (292-4,589)

Season (35 Minimum) —

23.4 Stanley Morgan, 1981 (44-1,029)
22.8 Stanley Morgan, 1979 (44-1,002)
22.5 Harold Jackson, 1979 (45-1,013)
22.0 Stanley Morgan, 1980 (45-991)
21.7 Jim Colclough, 1962 (40-868)

Game (4 Minimum) —

36.4 Stanley Morgan vs. Miami, Nov. 8, 1981 (5-182)
35.5 Stanley Morgan vs. S.F., Nov. 30, 1980(4-142)
Jim Colclough vs. N.Y.Jets, Oct. 6, 1962 (4-142)
35.0 Aaron Marsh vs. N.Y.Jets, Sept. 22, 1968 (4-140)
34.0 Stanley Morgan at Balt., Nov. 26, 1978 (5-170)

TOUCHDOWNS

Career —

67 Stanley Morgan, 1977-89
50 Ben Coates, 1991-99
48 Gino Cappelletti, 1960-68
39 Jim Colclough, 1960-68
37 Irving Fryar, 1984-92

Season —

12 Stanley Morgan, 1979
10 Stanley Morgan, 1986
Jim Colclough, 1962
9 Ben Coates, 1996
Randy Vataha, 1971
Gino Cappelletti, 1965
Jim Colclough, 1960,1961

Game —

3 Accomplished Seven Times. Most Recent:
Ben Coates at Buffalo, Nov. 26, 1995

INTERCEPTIONS

MOST INTERCEPTIONS

Career —

36 Raymond Clayborn, 1977-89
29 Ron Hall, 1961-67
Roland James, 1980-90
Fred Marion, 1982-91
28 Mike Haynes, 1976-82

Season —

11 Ron Hall, 1964
9 Ty Law, 1998
8 Ronnie Lippett, 1986
Mike Haynes, 1976
Bob Suci, 1963
7 Accomplished 5 times. Most recent:
Maurice Hurst, 1994

Game —

3 Accomplished 6 times. Most recent:
Roland James at Buffalo, Oct. 23, 1983

RETURN YARDAGE

Career —

555 Raymond Clayborn, 1977-89
476 Ron Hall, 1961-67
457 Fred Marion, 1982-91
438 Ty Law, 1995-01
420 Ronnie Lippett 1984-91

Season —

277 Bob Suci, 1963
189 Fred Marion, 1985
182 Prentice McCray, 1976
181 Otis Smith, 2001
159 Ron Hall, 1966

Game —

118 Prentice McCray at NY Jets, Nov. 21, 1976 (2)
115 Fred Marion at Seattle, Nov. 17, 1985 (2)
110 Bob Suci vs. Houston, Nov. 1, 1963 (2)
100 Jimmy Hitchcock, vs. Miami, Nov. 23, 1997 (1)
99 Rick Sanford at Chicago, Dec. 5, 1982 (1)

Longest Return —

100 Jimmy Hitchcock, vs. Miami, Nov. 23, 1997 (TD)
99 Rick Sanford at Chicago, Dec. 5, 1982 (TD)
98 Bob Suci vs. Houston, Nov. 1, 1963 (TD)
87 Ron Hall vs. Denver, Sept. 18, 1966
85 Raymond Clayborn at Clev., Oct. 7, 1984 (TD)
83 Fred Marion at Seattle, Nov. 17, 1985 (TD)

TOUCHDOWNS

Career —

5 Ty Law, 1995-01
2 **Otis Smith, 1996, 2000-01**
Ronnie Lippett, 1983-91
Prentice McCray, 1974-80
Don Webb, 1961-62, 64-71
John Charles, 1967-69
Bob Suci, 1963

Season —

2 **Otis Smith, 2001**
Ronnie Lippett, 1987
Prentice McCray, 1976
Bob Suci, 1963
Don Webb, 1961

Game

2 Prentice McCray at NY Jets, Nov. 21, 1976

PUNTING

MOST PUNTS

Career —

468 Rich Camarillo, 1981-87
377 Tom Yewcic, 1961-67
243 Tom Janik, 1969-71
222 Mike Patrick, 1975-78
215 Tom Tupa, 1996-98

Season —

103 Shawn McCarthy, 1992
92 Rich Camarillo, 1985
91 Jeff Feagles, 1988
90 Lee Johnson, 1999
Brian Hansen, 1990
89 Lee Johnson, 2000
Rich Camarillo, 1986

Game —

11 Shawn McCarthy, vs. New Orleans, Nov. 8, 1992
Rich Camarillo at Chicago, Sept. 15, 1985
Rich Camarillo at Dallas, Nov. 22, 1984
Jim Fraser vs. NY Jets, Oct. 2, 1966
10 Lee Johnson, at Arizona, Oct. 31, 1999
Shawn McCarthy, vs. Indy, Dec. 6, 1992
Tom Greene vs. Houston, Dec. 18, 1960
Tom Yewcic vs. Buffalo, Dec. 1, 1963
Tom Yewcic vs. Buffalo, Nov. 15, 1964
Bob Scarpitto vs. Oakland, Oct. 6, 1968
Brian Hansen vs. Indianapolis, Nov. 11, 1990

YARDAGE

Career —

19,922 Rich Camarillo, 1981-87
14,553 Tom Yewcic, 1961-67
9,602 Tom Tupa, 1996-98
9,516 Tom Janik, 1969-71
8,578 Lee Johnson, 1999-01

Season —

4,212 Shawn McCarthy, 1992
3,953 Rich Camarillo, 1985
3,798 Lee Johnson, 2000
3,752 Brian Hansen, 1990
3,746 Rich Camarillo, 1986

Game —

514 Rich Camarillo at Chicago, Sept. 15, 1985 (11)
479 Rich Camarillo at Dallas, Nov. 22, 1984 (11)
436 Bob Scarpitto vs. Oakland, Oct. 6, 1968 (10)
426 Rich Camarillo at Oakland, Nov. 1, 1981 (9)
417 Tom Yewcic at Buffalo, Nov. 15, 1964 (10)

Longest Punt —

93 Shawn McCarthy at Buffalo, Nov. 3, 1991
89 Luke Prestridge vs. Miami, Oct. 21, 1984
87 Bob Scarpitto at Denver, Sept. 29, 1968
82 Luke Prestridge vs. NY Jets, Oct. 28, 1984
76 Lee Johnson, at Cincinnati, Sept. 9, 2001
Rich Camarillo vs. N.Y. Jets, Sept. 19, 1982

PUNTING (Cont.)

HIGHEST AVERAGE YARDAGE

Career (100 Punts Min.) —
44.7 Tom Tupa, 1996-98 (215)
42.6 Rich Camarillo, 1981-87 (468)
42.3 Lee Johnson, 1999-01 (203)
40.0 Terry Swanson, 1967-68 (127)
39.8 Shawn McCarthy, 1991-92 (172)
38.6 Tom Yewcic, 1961-67 (377)

Season (Qualifiers) —
45.8 Tom Tupa, 1997
44.6 Rich Camarillo, 1983
44.5 Tom Tupa, 1998

Season (Qualifiers) continued —
43.7 Rich Camarillo, 1982
43.5 Tom Tupa, 1996
42.9 Rich Camarillo, 1985

Game (4 Punts Min.) —
55.6 Tom Tupa, at Indianapolis, Sept. 7, 1997 (5)
54.3 Pat O'Neill at Detroit, Sept. 25, 1994 (4)
51.9 Tom Tupa, at Denver, Oct. 6, 1997 (7)
51.3 Tom Tupa, vs. San Diego, Aug. 31, 1997 (4)
51.2 Tom Tupa, vs. Indianapolis, Nov. 30, 1997 (5)
Shawn McCarthy at Buffalo, Nov. 3, 1991 (5)

PUNT RETURNS

MOST

Career —
206 Irving Fryar, 1984-91
172 Troy Brown, 1993-01
142 David Meggett, 1995-97
111 Mike Haynes, 1976-80
92 Stanley Morgan, 1977-89

Season —
52 David Meggett, 1996
45 David Meggett, 1997
David Meggett, 1995
Mike Haynes, 1976
39 Troy Brown, 2000
38 Accomplished Three Times, Most Recent:
Troy Brown, 1999

Game —
10 Ronnie Harris at Pittsburgh, Dec. 5, 1993
7 David Meggett vs. NY Jets, Dec. 10, 1995
Ray Crittenden vs. Green Bay, Nov. 2, 1994
Irving Fryar at Dallas, Nov. 22, 1984
6 Accomplished Seven Times, Most Recent:
David Meggett vs. San Diego, Aug. 31, 1997

Most Seasons Leading League —
1 Irving Fryar, 1985
Ron Burton, 1962
Fred Bruney, 1961

MOST YARDAGE

Career —
2,055 Irving Fryar, 1984-91
1,973 Troy Brown, 1993-01
1,443 David Meggett, 1995-97
1,159 Mike Haynes, 1976-81
960 Stanley Morgan, 1977-1989

Season —
608 Mike Haynes, 1976
588 David Meggett, 1996
520 Irving Fryar, 1985
517 Mack Herron, 1974
504 Troy Brown, 2000

Game —
156 Mike Haynes vs. Buffalo, Nov. 7, 1976
133 Stanley Morgan vs. Buffalo, Nov. 20, 1977
133 Irving Fryar at Buffalo, Sept. 22, 1985
126 Billy Johnson vs. Houston, Nov. 5, 1967

LONGEST PUNT RETURN
89 Mike Haynes vs. Buffalo, Nov. 7, 1976 (TD)
85 **Troy Brown, vs. Cleveland, Dec. 9, 2001 (TD)**
Irving Fryar at Buffalo, Sept. 22, 1985 (TD)
80 Stanley Morgan vs. Balt., Nov. 18, 1979 (TD)
77 Irving Fryar vs. Indianapolis, Nov. 10, 1985 (TD)
75 Roland James vs. NY Jets, Nov. 2, 1980

HIGHEST AVG. YARDAGE

Career (20 Returns) —
12.0 Mack Herron, 1973-75 (74-888)
11.5 Troy Brown, 1993-01 (172-1973)
11.3 Carl Garrett, 1969-72 (43-487)
10.4 Mike Haynes, 1976-81 (111-1159)
Stanley Morgan, 1977-89 (92-960)
10.2 David Meggett, 1995-97 (142-1443)

Season (Qualifiers) —
14.8 Mack Herron, 1974
14.2 Troy Brown, 2001
14.1 Irving Fryar, 1985
13.5 Mike Haynes, 1976
12.9 Troy Brown, 2000
10.8 Mack Herron, 1973
10.7 Troy Brown, 1999

Game (3 Returns) —
39.0 Mike Haynes vs. Buffalo, Nov. 7, 1976 (4)
35.7 Ricky Smith vs. Baltimore, Sept. 4, 1981 (3)

Most Seasons Leading League —
1 Troy Brown, 2001
Irving Fryar, 1985

TOUCHDOWNS

Career —
3 **Troy Brown, 2001**
Irving Fryar, 1984-91
2 Mike Haynes, 1976-81

Season —
2 **Troy Brown, 2001**
Irving Fryar, 1985
Mike Haynes, 1976

Game —
1 Accomplished 11 Times, Most Recent:
Troy Brown at Carolina, Jan. 6, 2002 (68 yds)
Troy Brown vs. Cleveland, Dec. 9, 2001 (85 yds)

KICKOFF RETURNS

MOST

Career —

110	**Kevin Faulk, 1999-01**
107	Stephen Starring, 1983-87
105	David Meggett, 1995-97
92	Carl Garrett, 1969-72
89	Larry Garron, 1960-68

Season —

48	Stephen Starring, 1985
45	Derrick Cullors, 1998
42	Ricky Smith, 1983
41	Mack Herron, 1973
39	**Kevin Faulk, 1999**
	Tony Collins, 1981

Game —

8	Willie Porter vs. NY Jets, Sept. 22, 1968
6	By many players, Most recent: **Kevin Faulk at Det. Nov. 23, 2000**

Most Seasons Leading League —

1	Jon Vaughn, 28.2 (20-564), 1992
	Horace Ivory, 27.6 (36-992), 1980
	Raymond Clayborn, 31.0 (28-869), 1977

YARDAGE

Career —

2,561	David Meggett, 1995-97
2,421	**Kevin Faulk, 1999-01**
2,299	Larry Garron, 1960-68
2,259	Stephen Starring, 1983-87
2,251	Carl Garrett, 1969-72
2,012	Sammy Martin, 1988-91

Season —

1,092	Mack Herron, 1973
1,085	Derrick Cullors, 1998
1,012	Stephen Starring, 1985
992	Horace Ivory, 1980
964	David Meggett, 1995

Game —

206	Allen Carter at Baltimore, Dec. 21, 1975
175	Carl Garrett vs. Buffalo, Oct. 11, 1969

LONGEST

101	Raymond Clayborn at Balt., Dec. 18, 1977 (TD)
100	Jon Vaughn at Cincinnati, Dec. 20, 1992 (TD)
	Raymond Clayborn at NYJ, Oct. 2, 1977 (TD)
99	Allen Carter at Baltimore, Dec. 21, 1975 (TD)
	Jon Vaughn at Phoenix, Sept. 29, 1991 (TD)
98	Ricky Smith vs. NY Jets, Sept. 19, 1982 (TD)
	Horace Ivory at Baltimore, Oct. 19, 1980 (TD)

HIGHEST AVG. YARDAGE

Career (20 Returns) —

27.2	Allen Carter, 1975-76 (33-898)
26.9	Raymond Clayborn, 1977-89 (57-1,538)
26.5	Horace Ivory, 1978-81 (45-1,191)
25.8	Larry Garron, 1960-67 (89-2,299)
25.3	Mack Herron, 1973-75 (71-1,796)

Season (Qualifiers) —

31.0	Raymond Clayborn, 1977
28.5	Larry Garron, 1962
28.4	Jess Phillips, 1976
28.3	Carl Garrett, 1969
28.2	Jon Vaughn, 1992

Game (3 Returns) —

49.3	Ron Burton vs. Dallas Texans, Nov. 3, 1961 (3)
47.0	Horace Ivory at Baltimore, Oct. 19, 1980 (3)

TOUCHDOWNS

Career —

3	Raymond Clayborn, 1977-89
2	Jon Vaughn, 1991-92
	Larry Garron, 1960-68

Season —

3	Raymond Clayborn, 1977

Game —

1	Accomplished 14 times. Most recent: Derrick Cullors at Buf. Nov. 9, 1997, (86 yd. TD)

FUMBLES

MOST

Career —

77	Steve Grogan, 1975-90
67	Drew Bledsoe, 1993-01
49	Sam Cunningham, 1973-79, 1981
42	Vito (Babe) Parilli, 1961-67

Season —

12	Steve Grogan, 1979
	Sam Cunningham, 1975
	Mack Herron, 1974
11	Drew Bledsoe, 1995

Game —

4	Vito (Babe) Parilli vs. Denver, Nov. 6, 1966
3	Accomplished 10 times. Most recent: Drew Bledsoe at Cleveland, Nov. 12, 2000

MOST OWN RECOVERIES

Career —

31	Steve Grogan, 1975-90
27	Drew Bledsoe, 1993-00
19	Vito (Babe) Parilli, 1961-67

Season —

6	Drew Bledsoe, 1999
	Steve Grogan, 1987
	Vito (Babe) Parilli, 1963
	Ricky Smith, 1984
5	Vito (Babe) Parilli, 1964

Game —

2	Accomplished 9 times. Most recent: Steve Grogan vs. Miami, Sept. 13, 1987

FUMBLES (Cont.)

MOST OPPONENT RECOVERIES

Career —

17 Steve Nelson, 1974-87
Andre Tippett, 1982-88,90-93
15 Jim Hunt, 1960-70
14 Raymond Hamilton, 1973-80
13 Bob Dee, 1960-67

Season —

5 Bob Dee, 1961
4 Andre Tippett, 1993
Brent Williams, 1986
Steve Nelson, 1978
John Sanders, 1975
Larry Eisenhauer, 1964
Jack Rudolph, 1960

Game — 3 Steve Nelson vs. Philadelphia, Oct. 8, 1978
2 By 20 players. Most recent:
Johnny Rembert at NY Jets, Nov. 13, 1988

MOST RETURN YARDAGE

Career —

82 Don Webb, 1961-71
67 Jim Hunt, 1960-70

Season —

54 Brent Williams, 1986
53 Chad Eaton, 1999
52 Chuck Shonta, 1960

Game —

52 Chuck Shonta vs. NY Titans, Sept. 17, 1960 (1-opp)
51 Jim Hunt vs. Houston, Dec. 15, 1968 (1-opp)

LONGEST RETURN

52 Chuck Shonta vs. NY Titans, Sept. 17, 1960 (TD)
51 Jim Hunt vs. Houston, Dec. 15, 1968

TOUCHDOWNS

Own Fumbles Recovered For TD —

1 Eight players. Most recent:
John Stephens vs. Cincinnati, Oct. 16, 1988
(Recovered Robert Perryman fumble in the end zone)

Opponents' Fumbles Recovered For TD —

1 Accomplished many times.
Most recent: Chad Eaton
vs. Baltimore, Jan. 2, 2000
(Returned 23 yards for a touchdown)

SACKS *

Career —

100.0 Andre Tippett, 1982-88,90-93
79.5 Julius Adams, 1971-77, 79, 85,87
72.5 Tony McGee, 1974-81
54.0 Ray Hamilton, 1973-81
51.5 Willie McGinest, 1994-01
50.5 Chris Slade, 1993-00

Season —

18.5 Andre Tippett, 1984
16.5 Andre Tippett, 1985
12.5 Andre Tippett, 1987
12.0 Tony McGee, 1978
12.0 Tony McGee, 1979

Rookie Season —

10.5 Garin Veris, 1985
9.0 Chris Slade, 1993

*Sacks have only been an official NFL statistic since 1982. Sack totals shown here reflect all-time Patriots totals.

Career Sack Leaders

	Player	Sacks	Career Years
1.	Andre Tippett	100.0	1982-88, 90-93
2.	Julius Adams	79.5	1971-77, 79-85, 87
3.	Tony McGee	72.5	1974-81
4.	Ray Hamilton	54.0	1973-81
5.	**Willie McGinest**	**51.5**	**1994-01**
6.	Chris Slade	50.5	1993-00
7.	Larry Eisenhauer	45.5	1961-69
8.	Brent Williams	43.5	1986-93
9.	Houston Antwine	39.0	1961-71
10.	Garin Veris	36.0	1985-88, 90-91
11.	Richard Bishop	32.5	1976-81
12.	Don Blackmon	29.5	1981-87
13.	Jim Lee Hunt	29.0	1960-71
14.	Bob Dee	27.5	1960-67
15.	Rod Shoate	22.5	1975-81
16.	Henry Thomas	21.0	1997-00
17.	Steve Nelson	20.0	1974-81
18.	Mel Lunsford	19.5	1973-80
19.	Nick Buoniconti	18.0	1962-68
20.	Vincent Brown	16.5	1988-95
21.	Ken Sims	16.0	1982-89
22.	Toby Williams	15.5	1983-88
23.	Tom Addison	15.0	1960-70
24.	Jack Rudolph	14.5	1960-65
25.	Ron Berger	14.0	1969-72

Patriots Team Records

Note: Number of games per season: 1960-1977 (14); 1978-81 (16); 1982 (9); 1983-86 (16); 1987 (15), and 1988-01 (16).
bold = record set in 2001

VICTORIES

MOST
Season—
11 **2001**, 1996, 1986, 1985, 1978, 1976
10 1997, 1994, 1964, 1980

FEWEST
Season—
1 1990
2 1992, 1981, 1970

OFFENSIVE SCORING

MOST POINTS SCORED
Season (Points)—
441 1980
418 1996
413 1961
412 1986
411 1979

Season (Average)—
29.5 1961
27.6 1980
26.8 1976
26.1 1996
26.0 1964

Game—
56 vs. NY Jets, Sept. 9, 1979
55 vs. NY Jets, Oct. 29, 1978
52 vs. Buffalo, Oct. 22, 1961
50 at Indy, Nov. 18, 1984
48 vs. Oakland, Oct. 3, 1976

Quarter—
1st: 21 vs. NYJ, Oct. 29, 1978
21 at Miami, Dec. 15, 1974
2nd: 27 vs. Balt., Nov. 18,1979
3rd: 22 vs. Dallas Texans, Nov. 18, 1960
4th: 27 vs. Balt., Nov. 23,1980

FEWEST POINTS SCORED
Season—
149 1970
181 1990
192 1972
205 1992
229 1968

Game—
0 18 Times: Most recent: NY Jets 6, at Patriots 0 Nov. 28, 1993

MOST POINTS SCORED, BOTH TEAMS
Game—
86 at NE 43, Oakland 43 (tie), Oct. 16, 1964
84 NE 46, at Balt. 38, Oct. 6, 1996
78 NYJ 47, at NE 31, Sept. 22, 1968
76 at Buffalo 45, NE 31, Nov. 23, 1975
at NE 55, NYJ 21, Oct. 29, 1978

FEWEST POINTS SCORED, BOTH TEAMS
Game—
3 at Patriots 3, Miami 0, Dec. 12, 1982
6 NY Jets 6, at Patriots 0, Nov. 26, 1993
Indy 6, at Patriots 0, Dec. 6, 1992
7 Houston 7, at Patriots 0, Sept. 21, 1975
9 at Patriots 7, Cincinnati 2, Dec. 12, 1993
Patriots 6, at Miami 3, Nov. 20, 1988
Patriots 6, at NY Jets 3, Dec. 15, 1991

GREATEST MARGIN OF VICTORY
Game—
53 at Patriots 56, NY Jets 3, Sept. 9, 1979
42 at Patriots 45, Houston 3, Nov. 1, 1963
41 Patriots 41, at S.D. 0, Dec. 17, 1961
39 at Patriots 42, Baltimore 3, Oct. 6, 1974
38 Patriots 45, at S.D. 7, Dec. 1, 1996
at Patriots 38, Indy 0, Dec. 26, 1993

GREATEST MARGIN OF DEFEAT
Game—
52 at Miami 52, Patriots 0, Nov. 12, 1972
42 at G.B.(Mil.) 45, Patriots 3, Oct. 9, 1988
38 at NY Jets 45, Patriots 7, Sept. 26, 1993

GREATEST MARGIN OF DEFEAT
Game—(continued)
at Cincinnati 45, Patriots 7, Dec. 20, 1970
at Miami 41, Patriots 3, Oct. 17, 1971
36 Chicago 46, Patriots 10, Jan. 26, 1986 (Super Bowl XX)

MOST TOUCHDOWNS
Season—
52 1961, 1980
49 1979
48 1976
46 1979
45 1986

Game—
8 vs. NY Jets, Sept 9, 1979
vs. NY Jets, Oct. 29, 1978
7 vs. Oakland, Oct. 3, 1976
vs. Buffalo, Oct. 22, 1961
6 12 times: Most recent: at S.D., Dec. 1, 1996

FEWEST TOUCHDOWNS
Season—
17 1982 (9 games)
18 1970
19 1990
22 1991
24 1972

MOST POINTS AFTER TOUCHDOWNS
Season—
51 1980
48 1961
46 1979
44 1986
42 1974, 1976, 1984

FEWEST POINTS AFTER TOUCHDOWNS
Season—
15 1982 (9 games)
17 1970
19 1990, 1991
22 1992

OFFENSIVE SCORING (CONT.)

MOST FGS ATTEMPTED
Season—
41 1986
40 1989
39 1998, 1964
38 1963
37 1962

Game—
7 vs. Indy Dec. 3,1989
at Cin., Nov. 16, 1969
at Buffalo, Sept. 24, 1967
at S.D., Sept. 20, 1964
6 vs. Jack., Sept, 22, 1996
vs. Denver, Oct. 4, 1964

FEWEST FGS ATTEMPTED
Season—
13 1982 (9 games)
16 1972
17 1975, 1992
21 1971, 1977
22 1970, 1974, 1983,

MOST FGS MADE
Season—
32 1986
31 1998
30 1989
27 2000, 1994
26 1999, 1980

Game—
6 at Denver, Oct. 4, 1964
5 vs. Jack., Sept. 22, 1996

FEWEST FGS MADE
Season—
8 1982 (9 games), 1972, 1970, 1960
9 1983, 1975
11 1992

LONGEST DRIVES
Most Plays—
18 at Indianapolis, Oct. 22, 2000 18-89, 8:43, TD
18 Buffalo, Dec. 13, 1981, 18-64, 12:55, FG

FIRST DOWNS

MOST TOTAL
Season—
348 1994
339 1996
335 1995, 1989
328 1981
322 1978

Game—
31 vs. Kansas City, Oct. 11, 1998
vs. Phila., Nov. 29, 1987
at Houston, Dec. 11, 1966
30 **vs. San Diego, Oct. 14, 2001**
vs. NY Jets, Sept. 9, 1979
at Indianapolis, Oct. 29, 1989

FEWEST TOTAL
Season—
146 1982 (9 games)
166 1969
181 1968
184 1970
190 1971

Game—
3 vs. Wash., Dec. 15, 1990
5 vs. Miami, Dec. 12, 1982
at NY Jets, Nov. 22, 1970
6 at K.C., Oct. 11, 1970
at Phil., Nov. 4, 1990
vs. N.O., Nov. 8, 1992

MOST RUSHING
Season—
181 1978
150 1976
139 1980
132 1977, 1979
130 1983

Game—
21 vs. Denver, Nov. 28, 1976
18 vs. NY Jets, Oct. 18, 1976
17 at Buffalo, Nov. 5, 1978
vs. Buffalo, Dec. 10, 1978

FEWEST RUSHING
Season—
55 1965
63 1970
64 1969
65 1990
66 1964

Game—
0 at N.O., Nov. 30, 1986
at Buffalo, Oct. 26, 1980
at NY Jets, Nov. 22, 1970
1 18 times. Most recent:
at Chicago, Dec. 10, 2000

MOST PASSING
Season—
243 1994
207 1995
206 1996
202 1986
186 1984

Game—
22 at Cin., Sept 18, 1994
vs. Min., Nov. 13, 1994
21 vs. Phila., Nov. 29, 1987
20 **vs. San Diego, Oct. 14, 2001**
at Miami, Sept. 4, 1994
at Indy, Nov. 18, 1984
at Houston, Nov. 10, 1980
vs. Oak., Oct. 16, 1964

FEWEST PASSING
Season—
63 1982 (nine games)
87 1969, 1989
94 1971, 1968
95 1976
98 1970

Game—
0 vs. Miami, Dec. 8, 1968
at T.B., Dec. 12, 1976
1 vs. N.O., Dec. 4, 1983
vs. Miami, Dec. 12, 1982

MOST PENALTY
Season—
35 1986
34 1989
31 2000
30 1993
29 1965

Game—
7 at Houston, Sept. 19, 1965
6 vs. Kansas City, Oct. 11, 1998
5 Eight times. Most Recent:
at Denver, Oct. 28, 2001

FEWEST PENALTY
Season—
9 1982 (nine games)
11 1971, 1991
14 1977
15 1969, 1976, 1985

Game—
0 Many times. Most recent:
at Carolina, Jan. 6, 2002

TOTAL NET YARDS

MOST

Season—
5,965 1978
5,776 1994
5,623 1981
5,499 1985
5,470 1979
5,457 1995

Game—
597 vs. NY Jets, Sept. 9, 1979
529 vs. NY Jets, Oct. 29, 1978
526 vs. Hou., Dec. 18, 1965
506 vs. Seattle, Sept. 21, 1986
500 vs. Oakland, Oct. 16, 1964

FEWEST

Season—
2,626 1970
2,633 1982 (9 games)
3,127 1968
3,419 1969
3,556 1971

Game—
57 vs. NYJ, Sept. 19, 1982 (61r, -4p)
74 vs. Oakland, Oct. 22, 1967 (34r, 40p)
80 at NY Jets, Nov. 20, 1970 (23r, 57p)
92 at Denver, Nov. 11, 1979 (58r, 34p)
100 vs. K.C., Sept. 21, 1969 (43r, 57p)

RUSHING

MOST ATTEMPTS

Season—
671 1978
603 1977
591 1976
588 1980, 1988
565 1985

Game—
62 vs. Denver, Nov. 28, 1976 (332 yds.)
60 at Seattle, Dec. 19, 1982 (249 yds.)
58 vs. Indy, Dec. 26, 1993 (257 yds.)
55 Four times, Most recent: vs. Seattle, Dec. 4, 1988 (171 yds.)
54 at Buffalo, Nov. 20, 1977 (256 yds.)
vs. Chicago, Oct. 30, 1988 (185 yds.)

FEWEST ATTEMPTS

Season—
324 1982 (9 games)
334 1970
363 1960
367 1969
386 1972

Game—
9 vs. Denver, Nov. 17, 1996 (17 yards)
10 vs. NY Jets, Oct. 12, 1986 (17)
11 vs. Wash., Sept. 23, 1984 (17)
vs. Buf, Dec. 20, 1964 (33)
12 at Chi., Dec. 10, 2000 (38)
vs. Minn., Nov. 13, 1994 (42)
at K.C., Oct. 3, 1965 (32)
13 at NY Jets, Sept. 26, 1993 (31)
vs. K.C., Dec. 2, 1990 (64)
vs. Miami, Sept. 17, 1989 (43)

MOST YARDS

Season—
3,165 1978
2,948 1976
2,605 1983
2,331 1985
2,303 1977

Game—
332 vs. Denver, Nov. 28, 1976
330 vs. NYJ, Oct. 18, 1976
328 vs. NYJ, Sept. 18, 1983
281 vs. Oakland, Oct. 30, 1966
vs. Cin., Dec. 22, 1985
279 at Buffalo, Nov. 5, 1978

FEWEST YARDS

Season—
1,040 1970
1,117 1965
1,347 1982
1,332 1994
1,361 1964

Game—
2 at N.O., Nov. 30, 1986 (18 attempts)
17 vs. Denver, Nov. 17, 1996 (9 att.)
vs. NY Jets, Oct. 12, 1986 (10 att)
vs. Wash., Sept. 23, 1984 (11 att)
at LA Chargers, Oct. 28, 1960 (24 att)
18 at Miami, Oct. 18, 1992 (18 att)
22 vs. NYJ, Nov. 14, 1965 (23 att)

MOST TOUCHDOWNS

Season—
30 1978
24 1976
23 1981
21 1974
19 1983, 1980

Game—
4 Accomplished 6 times. Most recent: vs. S.D., Oct. 16, 1983

FEWEST TOUCHDOWNS

Season—
3 1982 (9 games)
4 1990
6 1997, 1992
7 1971
8 1968, 1965

PASSING

MOST ATTEMPTS

Season—
699 1994
686 1995
628 1996
610 1989
565 2000
557 1986

Game—
70 vs. Minn., Nov. 13, 1994
60 at Pitt., Dec. 16, 1995
59 vs. Denver, Oct. 8, 1995
vs. N.O., Nov. 12, 1989
56 at Pitt., Dec. 17, 1989
55 vs. LA Raid., Oct. 9, 1994

FEWEST ATTEMPTS

Season—
187 1982 (9 games)
305 1977
309 1976
330 1971
338 1969

Game—
5 vs. Miami, Dec. 12, 1982 (2 comps.)
9 vs. Miami, Nov. 9, 1969 (2 comps.)
10 Three times, Most recent: vs. Seattle, Dec. 4, 1988 (5 comps.)
11 vs. Indy, Dec. 26, 1993 (9 comps.)
vs. Oakland, Oct. 30, 1966 (4 comps.)
12 vs. Buffalo, Oct. 20, 1968 (4 comps.)

MOST COMPLETIONS

Season—
405 1994
374 1996
351 1995
340 1986
328 2000
321 1997

Game—
45 vs. Minn., Nov. 13, 1994
39 at Pitt., Dec. 16, 1995
36 at LA Rams, Nov. 16, 1986
34 vs. Phil., Nov. 29, 1987
33 **vs. San Diego, Oct. 14, 2001**
vs. K.C., Dec. 4, 2000

FEWEST COMPLETIONS

Season—
93 1982 (9 games)
146 1976
159 1971
160 1977, 1968
162 1969

Game—
2 vs. Mia., Nov. 9, 1969 (9 att.)
vs. Miami, Dec. 12, 1982 (5 att.)
3 vs. N.O., Dec. 4, 1983 (10 att.)
4 Four times, Most recent: vs. Buffalo, Oct. 11, 1987
5 Seven times, Most recent: at Buffalo, Oct. 23, 1988
6 Seven times, Most recent: vs. NYJ, Sept. 19, 1982

MOST NET YARDS

Season—
4,444 1994
3,954 1986
3,901 1996
3,660 1997
3,636 1999
3,591 1995

Game—
426 vs. Minn., Nov. 13, 1994
421 at Miami, Sept. 4, 1994
414 vs. Miami, Nov. 23, 1998
409 vs. Miami, Nov. 3, 1996
405 vs. Oakland, Oct. 16, 1964

FEWEST NET YARDS

Season—
1347 1982 (9 games)
1586 1970
1746 1976
1765 1968
1887 1971

Game—
4 vs. NYJ, Sept. 19, 1982
13 vs. Miami, Dec. 12, 1982
15 at Atlanta, Nov. 29, 1992
16 vs. N.O., Dec. 4, 1983
at Miami, Dec. 8, 1968

MOST TOUCHDOWNS

Season—
31 1997, 1964
30 1979
29 1986, 1961
27 1996, 1980
26 1984

Game—
6 vs. NY Jets, Sept. 9, 1979
5 Many times, Most recent: at Buffalo, Nov. 15, 1964

FEWEST TOUCHDOWNS

Season—
7 1970
10 1972
11 1991
12 1988, 1982
13 1992, 1973

MOST HAD INTERCEPTED

Season—
34 1981
33 1968
32 1967
29 1965, 1963
28 1988, 1975, 1972, 1970

Game—
6 at Denver, Sept. 3, 1967
vs. Buffalo, Dec. 9, 1967
at K.C., Oct. 11, 1970
at S.F., Nov. 30, 1980

FEWEST HAD INTERCEPTED

Season—
9 1982 (9 games)
13 1986, 1962
14 1984
15 **2001**, 2000, 1997, 1996
16 1995, 1991

SACKS ALLOWED, MOST (ALLOWED BY N.E. OFFENSE)

Season—
66 1984 (454 yards)
65 1992 (458 yards)
63 1991 (436 yards)
58 1990 (443 yards)
56 1999 (349 yards)

Game—
10 at Dallas, Nov. 22, 1984 (57 yds)

SACKS ALLOWED, FEWEST (ALLOWED BY N.E. OFFENSE)

Season—
14 1977 (155 yards)
15 1982 (9 games-134 yds)
19 1976 (164 yds)
21 1974 (174 yds)
22 1994 (139 yds)
23 1993 (127 yds), 1988 (160 yds), 1962 (164 yds)

Game—
0 Accomplished many times, Most recent: **at Indianapolis, Oct. 21, 2001**

PUNTING

MOST PUNTS
Season—
103 1992
96 1968
92 1990, 1986, 1985, 1984
91 1988
90 2000, 1999

Game—
11 Four times, Most recent: vs. N.O., Nov. 8, 1992
10 Seven times, Most recent: at Arizona, Oct. 31, 1999

FEWEST PUNTS
Season—
49 1982 (9 games)
61 1973, 1978
63 1980
64 1961
65 1967

Game—
0 3 times, Most recent: vs. Hou., Nov. 12, 1978
1 11 times, Most recent: at N.Y. Jets, Nov. 10, 1996

MOST YARDS
Season—
4,212 1992
3,953 1985
3,904 1984
3,831 1968
3,798 2000
3,752 1990

Game—
514 at Chicago, Sept. 15, 1985
479 at Dallas, Nov. 22, 1984
436 at Oakland, Nov. 1, 1981
at Oakland, Oct. 6, 1968

FEWEST YARDS
Season—
2,137 1978
2,140 1982 (9 games)
2,297 1973
2,392 1980 & 1989
2,354 1977

Game—
0 3 times, Most recent: vs. Hou., Nov. 12, 1978

HIGHEST AVG.
Season—
45.2 1997
44.6 1983
44.5 1998
43.7 1982
43.2 1996

Game (4 Punts Min.)—
55.6 at Indy, Sept. 7, 1997 (5)
54.3 at Detroit, Sept. 25, 1994
51.3 vs. S.D., Aug. 31, 1995 (4)
51.2 vs. Indy, Nov. 30, 1997 (5)
at Buff., Nov. 3, 1991 (5)

LOWEST AVG.
Season—
34.6 1977
35.0 1978

PUNT RETURNS

MOST
Season—
60 1980
52 1996
51 1993
48 1999, 1984, 1976
47 1978

Game—
10 at Pittsburgh, Dec. 5, 1993
7 vs. NY Jets, Dec. 12, 1995
at Dallas, Nov. 22, 1984
vs. Houston, Nov. 5, 1967
6 Accomplished 13 times, Most recent: at Cleveland Oct. 3, 1999

FEWEST RETURNS
Season—
16 1982
17 1972
23 1969
24 1966
25 1987

MOST YARDS
Season—
628 1976
588 1996
562 2000
533 1974
530 1985

Game—
167 vs. Buffalo, Nov. 7, 1976
139 at Buffalo, Nov. 20, 1977

FEWEST YARDS
Season—
37 1972
134 1990
138 1962
139 1982
143 1966

HIGHEST AVG.
Season—
13.3 **2001**
1974
13.1 1976
13.0 1961
12.6 1985
11.3 1996

LOWEST AVG.
Season—
2.2 1972
4.6 1990
5.3 1968, 1962
5.6 1965
5.8 1971

MOST TOUCHDOWNS
Season—
2 **2001,** 1985, 1976

Game—
1 **at Carolina, Jan. 6, 2002**
vs. Cleveland, Dec. 9, 2001
vs. Tampa Bay, Sept. 3, 2000
at NYG, Dec. 21, 1996
vs. Atlanta, Nov. 2, 1986
vs. Indy, Nov. 10, 1985
at Buffalo, Sept. 22, 1985
vs. NY Jets, Nov. 2, 1980
vs. Balt., Nov. 18, 1979
vs. Denver, Nov. 28, 1976
vs. Buffalo, Nov. 7, 1976

KICKOFF RETURNS

MOST

Season—
77 1990
75 1995
73 1967
71 1968
69 1989

Game—
10 vs. Buffalo, Dec. 9, 1967
9 at Dallas, Oct. 24, 1971
vs. NYJ, Sept. 22, 1968
vs. Oakland, Oct. 16, 1964

FEWEST

Season—
28 1982 (9 games)
39 1977
46 1976
47 1993
48 1987
49 1961

Game—
0 vs. Cin., Dec. 12, 1993
at Buffalo, Dec. 20, 1987
vs. Seattle, Oct. 9, 1977
at Denver, Sept. 14, 1969

MOST YARDS

Season—
1,691 1995
1,520 1975
1,498 1999
1,462 1989
1,442 1968

Game—
245 at Dallas, Oct. 24, 1971
230 at Balt., Dec. 21, 1975
178 at NY Jets, Oct. 2, 1977
175 vs. NY Jets, Oct. 11, 1969
170 vs. NY Jets, Nov. 15, 1999
at Denver, Sept. 7, 1998

FEWEST YARDS

Season—
646 1982 (9 games)
819 1993
901 1987 (15 games)
1,051 1977
1,087 1976

Game—
0 vs. Cin., Dec. 12, 1993
at Buffalo, Dec. 20, 1987
vs. Seattle, Oct. 9, 1977
at Denver, Sept. 14, 1969

HIGHEST AVG.

Season—
26.9 1977
25.2 1997
24.2 1999
24.1 1973
23.7 1960
23.6 1976

LOWEST AVG.

Season—
17.4 1993
17.8 1994
18.1 1990
18.3 1981
18.8 1987 & 1979

MOST TOUCHDOWNS

Season—
3 1977
2 1961
1 1997, 1992, 1991, 1988, 1982, 1980, 1975, 1973, 1962

Game—
1 13 times, Most recent: at Cin., Dec. 20,1992

PENALTIES

MOST

Season—
114 1985
112 1977
111 1992
108 1998
102 1976

Game—
15 at Indianapolis, Dec. 15, 1999
14 at N.Y. Jets, Dec. 23, 1990
at Indy, Dec. 1, 1985
at Cin., Oct. 15, 1978
at Denver, Dec.1, 1991
13 vs. K.C., Sept. 18, 1977

FEWEST

Season—
50 1973
52 1962
53 1982 (9 games) & 1964
58 1965
59 1967

Game—
1 12 times, Most recent: vs. Buffalo, Oct. 23, 1995

MOST YARDS

Season—
1,051 1992
931 1977
914 1976
864 1979
853 1998

Game—
139 vs. Buffalo, Nov. 6, 1983
135 at Indianapolis, Sept. 19, 1999
134 at Cin., Dec. 20,1992
125 vs. NY Jets, Oct. 29, 1978
at Cin., Oct. 15, 1978

FEWEST YARDS

Season—
412 1982 (9 games)
456 1962
467 1964
506 1987
509 1989

Game—
5 Seven times, Most recent vs. Buffalo, Oct. 23, 1995

FUMBLES

MOST
Season—
51 1973
47 1983
43 1975
42 1992
37 1967, 1962

Game—
8 vs. Baltimore, Oct. 7, 1973
6 7 times, Most recent: vs. Miami, Dec. 15, 1974

FEWEST
Season—
15 1969
16 1982 (9 games)
18 1970
19 1998, 1988, 1980
23 1964

Game—
0 Many times, Most recent: **at Indianapolis, Oct. 21, 2001**

MOST TOTAL RECOVERED
Season—
43 1983, 1973
37 1985
36 1975

Game—
8 at Pitt., Sept. 26, 1976
7 at LA Rams, Dec. 11, 1983

FEWEST TOTAL RECOVERED
Season—
8 1982 (9 games)
12 2000
15 1999, 1988
18 1990

MOST OWN RECOVERED
Season—
25 1973
24 1983

Game—
5 at Wash., Oct. 25, 1981
vs. Baltimore, Oct. 7, 1973

FEWEST OWN RECOVERED
Season—
5 1970, 1969
8 1982 (9 games), 1971, 1968

MOST OPPONENTS' RECOVERED
Season—
27 1976
24 1985
21 1987, 1978

Game—
6 at LA Rams, Dec. 11, 1983
at Pitt., Sept. 26, 1976
5 at N.O., Nov. 30, 1986
vs. Denver, Nov. 6, 1966

FEWEST OPPONENTS' RECOVERED
Season—
8 1998, 1984
9 1993
1965
10 1977, 1962
11 1982 (9 games)

DEFENSIVE—NET YARDS ALLOWED

MOST NET YARDS ALLOWED
Season—
5,827 1981
5,764 1995
5,697 1990
5,644 1989
5,576 1983

Game—
584 vs. Cin., Dec. 7, 1986
552 vs. Miami, Oct. 21, 1984
540 vs. Houston, Oct. 13, 1961
525 at Miami, Sept. 4, 1994
514 at Phil., Nov. 4, 1990
501 vs. Miami, Dec. 3, 1972

FEWEST NET YARDS ALLOWED
Season—
2,812 1982 (9 games)
3,834 1963
4,022 1976
4,067 1974
4,072 1971

Game—
65 vs. Seattle, Dec. 4, 1988
86 vs. Balt., Oct. 23, 1977
88 vs. Miami, Oct. 12, 1980
94 vs. Indy, Nov. 6, 1992

SCORING ALLOWED

MOST POINTS ALLOWED
Season—
446 1972 & 1990
406 1968
391 1989
389 1967
377 1995

Game—
52 at Miami, Nov. 12, 1972
48 at Phil., Nov. 4, 1990
48 at NY Jets, Oct. 27, 1968
vs. Oakland, Oct. 22, 1967
45 at NY Jets, Sept. 26, 1993

Shutout Game—
52 at Miami, Nov. 12, 1972
34 at Dallas Texans, Dec. 11, 1960

FEWEST POINTS ALLOWED
Season (Points)—
157 1982 (9 games)
217 1977
236 1976
257 1963
272 2001
283 1966

Season (Average)—
15.5 1977
16.9 1976
17.0 2001
17.8 1999, 1988
17.9 1993 & 1978
18.1 1991, 1985 & 1983

Game—
0 17 times, Most recent: vs. Arizona, Sept. 15,1996 (31-0)

RUSHING ALLOWED

MOST ATTEMPTS ALLOWED
Season—
644 1981
565 1990
560 1973
555 1975
549 1983

Game—
58 vs. NY Jets, Oct. 14, 1973
54 vs. Clev., Oct. 4, 1987
vs. St. Louis, Dec. 2, 1984
vs. Wash., Sept. 23, 1984
vs. NY Jets, Oct. 15, 1972

FEWEST ATTEMPTS ALLOWED
Season—
310 1963
314 1982 (9 games)
350 1961
356 1964
369 1966

Game—
10 at Oakland, Dec. 9, 1961
14 at Seattle, Dec. 19, 1982
15 vs. Hou., Dec. 18, 1965

MOST YARDS
Season—
2,950 1981
2,850 1973
2,717 1972
2,676 1990
2,359 1969

Game—
360 vs. Buffalo, Sept. 16, 1973
349 vs. Buffalo, Dec. 14, 1975

FEWEST YARDS
Season—
1,041 1961
1,107 1963
1,135 1966
1,143 1964
1,289 1972

Game—
2 at S.D., Dec. 17, 1961
19 vs. Houston, Nov. 1, 1963

MOST TOUCHDOWNS
Season—
29 1990
27 1972
22 1979, 1968
21 1960
20 1988, 1985, 1981, 1870

Game—
6 at NY Jets, Oct. 27, 1968
5 at G.B. (Mil.), Oct. 9, 1988

FEWEST TOUCHDOWNS
Season—
5 1991
6 1999
7 **2001**, 1966
8 1998, 1977
9 1993, 1983,
1982 (nine games), 1961

PASSING ALLOWED

MOST ATTEMPTS ALLOWED
Season—
616 1997
596 1996
570 1998
565 1991
549 1995
547 2001

Game—
63 vs. Minn., Oct. 20, 1991
61 vs. Minn., Dec. 16, 1979
60 vs. Miami, Nov. 23, 1997
56 vs. NY Jets, Oct. 2, 1966
vs. Denver, Sept. 21, 1962
55 at Indy, Oct. 20, 1996

FEWEST ATTEMPTS ALLOWED
Season—
240 1973
267 1982 (9 games)
325 1972
334 1970
348 1969

Game—
7 at Buffalo, Dec. 9, 1973
vs. NY Jets, Oct. 14, 1973
9 vs. NY Jets, Oct. 15, 1972

MOST COMPLETIONS ALLOWED
Season—
368 1997
342 1995
336 1998
335 1991
322 1996
321 2000

Game—
38 vs. Miami, Nov. 23, 1997
36 at Indy, Oct. 20, 1996
35 vs. Minn., Dec. 16, 1979
vs. Minn., Oct. 20, 1991
34 at Miami, Nov. 12, 1995

FEWEST COMPLETIONS ALLOWED
Season—
134 1973
142 1982 (9 games)
170 1971
174 1972
177 1970

Game—
1 vs. NY Jets, Oct. 14, 1973
2 at Buffalo, Dec. 9, 1973

MOST NET YARDS ALLOWED
Season—
3,886 1995
3,852 1991
3,803 1996
3,772 1997
3,737 1994
3,666 1989

Game—
467 vs. Minn., Dec. 16, 1979
456 at Miami, Sept. 4, 1994

FEWEST NET YARDS ALLOWED
Season—
1,338 1973
1,519 1982 (9 games)
2,033 1977
2,154 1971
2,175 1976

Game—
0 vs. NY Jets, Oct. 14, 1973
8 vs. NY Jets, Oct. 10, 1971

PASSING ALLOWED (CONT.)

MOST TOUCHDOWNS ALLOWED

Season—
29 1995
28 1967, 1980
27 1961, 1989
26 1966
25 1991, 1984

Game—
5 vs. Oakland, Oct. 22, 1967
vs. K.C., Sept. 25, 1966

FEWEST TOUCHDOWNS ALLOWED

Season—
9 1982 (9 games)
11 1973
13 1988, 1979
14 1997, 1985
15 **2001**, 1986

SACKS, MOST RECORDED (BY N.E. DEFENSE)

Season—
58 1977 (471 yards), NFL leaders
57 1979 (512 yards), NFL leaders
56 1963 (626 yards)
55 1984 (452 yards)
51 1985 (334 yards)

Game—
10 at Oakland, Sept. 22, 1963 (100 yds)
9 **at Atlanta, Nov. 4, 2001 (47)**
vs. Miami, Oct. 17, 1999 (53)
at Houston, Dec. 8, 1963 (100)
vs. NY Jets, Sept. 9, 1979 (86)
vs. Denver, Nov. 28, 1976 (59)

SACKS, FEWEST RECORDED (BY N.E. DEFENSE)

Season—
15 1972 (101 yards)
20 1982 (9 games-134 yds), 1981 (175 yards) 1992 (114 yards)
22 1969 (159 yards) 1966 (209 yards)

Game—
0 Accomplished many times, Most recent: **at Miami, Oct. 7, 2001**

FIRST DOWNS ALLOWED

MOST TOTAL ALLOWED

Season—
328 1981
326 2000, 1983
322 1997
312 1991
311 1984

Game—
33 vs. Miami, Nov. 23, 1997
vs. Miami, Oct. 21, 1984
30 at Pitt., Sept. 25, 1983
vs. NYJ, Sept. 19, 1982
vs. Minn., Dec. 16, 1979

FEWEST TOTAL ALLOWED

Season—
185 1982 (9 games)
215 1977, 1973
219 1967
220 1962
222 1963

Game—
2 vs. Seattle, Dec. 4, 1988
5 at Chicago, Oct. 14, 1979
vs. Indy, Nov. 11, 1990

MOST RUSHING

Season—
160 1981
151 1990
144 1972
142 1969, 1973
129 1983

Game—
20 vs. NYJ, Sept. 19, 1982
19 vs. Buffalo, Dec. 14, 1975
vs. NY Jets, Oct. 15, 1972

FEWEST RUSHING

Season—
59 1963
61 1967
63 1964
68 1966, 1962
72 1961

Game—
0 6 times, Most recent: vs. Indy, Nov. 11, 1990

MOST PASSING

Season—
208 1998
199 1991
184 2000
183 1997
182 1984
178 1996

Game—
21 vs. Miami, Nov. 23, 1997
20 at S.F., Oct. 22, 1989
19 vs. St. Louis, Nov. 18, 2001
18 vs. Buffalo, Nov. 7, 1993
at Denver, Nov. 4, 1984
vs. S.D., Oct. 16, 1983
vs. S.F., Oct. 2, 1983

FEWEST PASSING

Season—
67 1973
88 1982 (9 games)
105 1970
111 1971, 1977
115 1969

Game—
1 vs. NY Jets, Oct. 14, 1973
2 Accomplished 9 times, Most recent: vs. Seattle, Dec. 4, 1988

MOST PENALTY

Season—
34 2000
33 2001
31 1992
28 1968
25 1997,1996,1983
24 1985, 1960

Game—
7 at Oakland, Oct. 6, 1968
6 at NY Jets, Oct. 27, 1968

FEWEST PENALTY

Season—
6 1973
10 1982 (9 games)
11 1993, 1974, 1980
13 1965
15 1988, 1986, 1978, 1964

Game—
0 Many times, Most recent: **at Miami, Oct. 7, 2001**

INTERCEPTIONS BY PATRIOTS

MOST

Season—

31 1964
29 1963
25 1962, 1960
24 1998, 1980, 1974
23 1996, 1985, 1976, 1968
22 **2001**, 1994

Game—

7 at NY Jets, Nov. 21, 1976
6 vs. NY Jets, Sept. 27, 1964
vs. Houston, Nov. 1, 1963

FEWEST

Season—

8 1970
10 2000, 1972
12 1991, 1982
13 1993, 1975, 1973
14 1992, 1990

MOST YARDS

Season—

645 1963
505 1976
427 1985, 1964
422 2001
366 1997
365 1962

Game—

204 vs. Houston, Nov. 1, 1963
160 vs. Miami, Nov. 23, 1997
145 at NY Jets, Nov. 21, 1976

FEWEST YARDS

Season—

99 1991
105 1973
110 1999
118 1989
122 1993
143 1995

MOST TOUCHDOWNS

Season—

5 2001
4 1997
3 1998, 1992, 1976, 1963, 1962
2 1999, 1996, 1987, 1974, 1971, 1967, 1961

Game—

2 **at Carolina, Jan. 6, 2002**
vs. Indianapolis, Sept. 30, 2001
vs. Miami, Nov. 17, 1999
at Indy, Nov. 15, 1992
at NY Jets, Nov. 21, 1976
vs. Houston, Nov. 1, 1963

FEWEST TOUCHDOWNS

Season—

0 2000, 1995, 1993, 1991, 1990, 1988, 1984, 1981, 1977, 1973, 1972, 1970, 1966, 1965, 1960
1 1994, 1989, 1986, 1985, 1983, 1982, 1980, 1979, 1978, 1975, 1969, 1968, 1964

TWO BLOCKED FIELD GOALS

The New England Patriots have blocked two field goals in the same game four times. The first was on Oct. 13, 1968 against Houston when John Charles and Nick Buoniconti blocked two John Wittenborn kicks. The second time was against the NY Jets on Dec. 7, 1975 when Pete Cusick blocked two Pat Leahy field goal attempts. The third time was against the San Francisco 49ers on Oct. 22, 1989 when Darryl Holmes and Kenneth Sims each blocked Mike Cofer field goal attempts. The last time was Dec. 17, 2000 when Chad Eaton blocked two Steve Christie field goal attempts.

LONGEST DRIVES

The Patriots 18-play drive against the Colts on Oct. 22, 2000 tied a Patriots record for plays in a drive. They matched the feat accomplished on Dec. 13, 1981 when they marched 18 plays in 12:55 covering 4 yards with the drive culminating in John Smith's 42-yard field goal. Buffalo won the game at Schaefer Stadium 19-10.

The longest scoring drive by an opponent happened in 2000 against the Indianapolis Colts when they took 22 plays to move 65 yards in 10:19 before Mike Vanderjagt hit a 33-yard field goal. The Patriots won the Oct. 8, 2000 contest by a 24-16 score.

CMGI FIELD FIRSTS...

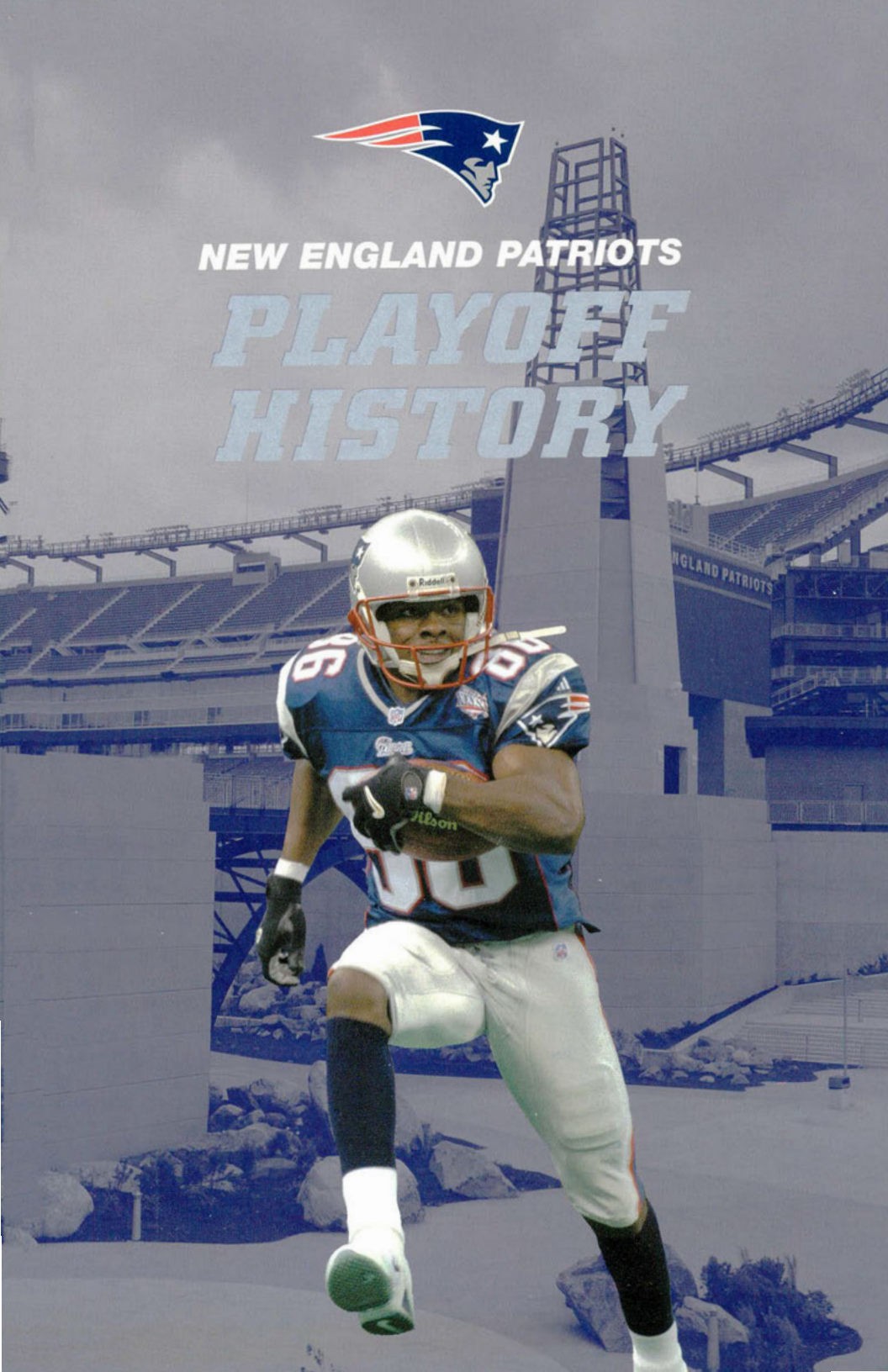
NEW ENGLAND PATRIOTS
PLAYOFF HISTORY

Patriots Playoff Results

The Patriots have played in 20 playoff games during their 42-year history, including nine over the past six seasons. Their overall record is 10-10. The Patriots made their fourth appearance in a Championship game against St. Louis in Super Bowl XXXVI and defeated the Rams, 20-17, to become Super Bowl Champions for the first time in franchise history. Their other appearances were in 1963 at San Diego (AFL Championship), 1985 vs. Chicago (Super Bowl XX) and 1996 vs. Green Bay (Super Bowl XXXI).

Date	Playoff	Opponent	Result	Site	Attendance
12/28/63	AFL Divisional	at Buffalo Bills	W, 26-8	War Memorial Stadium	33,044
1/5/64	AFL Championship	at San Diego Chargers	L, 10-51	Balboa Stadium	30,127
12/18/76	AFC Divisional	at Oakland Raiders	L, 21-24	Oakland County Coliseum	53,045
12/31/78	AFC Divisional	vs. Houston Oilers	L, 14-31	Schaefer Stadium	60,881
1/8/83	First Round Playoff	at Miami Dolphins	L, 13-28	Orange Bowl	73,479
12/28/85	AFC Wild Card	at New York Jets	W, 26-14	Meadowlands	70,958
1/5/86	AFC Divisional	at LA Raiders	W, 27-20	LA Coliseum	88,936
1/12/86	AFC Championship	at Miami Dolphins	W, 31-14	Orange Bowl	74,978
1/26/86	Super Bowl XX	vs. Chicago Bears	L, 10-46	Superdome (New Orleans)	73,818
1/4/87	AFC Divisional	at Denver Broncos	L, 17-22	Mile High Stadium	76,105
1/1/95	AFC Wild Card	at Cleveland Browns	L, 13-20	Cleveland Stadium	77,452
1/5/97	AFC Divisional	vs. Pittsburgh Steelers	W, 28-3	Foxboro Stadium	60,188
1/12/97	AFC Championship	vs. Jacksonville Jaguars	W, 20-6	Foxboro Stadium	60,190
1/26/97	Super Bowl XXXI	vs. Green Bay Packers	L, 35-21	Superdome (New Orleans)	72,301
12/28/97	AFC Wild Card	vs. Miami Dolphins	W, 17-3	Foxboro Stadium	60,041
1/3/98	AFC Divisional	at Pittsburgh Steelers	L, 6-7	Three Rivers Stadium	61,228
1/3/99	AFC Wild Card	at Jacksonville Jaguars	L, 10-25	ALLTEL Stadium	71,139
1/19/02	AFC Divisional	vs. Oakland Raiders	W, 16-13 ot	Foxboro Stadium	60,292
1/27/02	AFC Championship	at Pittsburgh Steelers	W, 24-17	Heinz Field	64,704
2/3/02	Super Bowl XXXVI	vs. St. Louis Rams	W, 20-17	Superdome (New Orleans)	72.922

Patriots Playoff Participation

NAME	POS	YR	GP	GS
Willie McGinest	DE	9	10	8
Otis Smith	CB	13	10	8
Ty Law	CB	8	9	9
Lawyer Milloy	S	7	9	9
Tedy Bruschi	LB	7	9	4
Troy Brown	WR	10	9	3
Adam Vinatieri	K	7	9	0
Rich Tylski	G	7	8	0
Ted Johnson	LB	8	8	8
Anthony Pleasant	DE	13	7	5
Marc Edwards	FB	6	7	7
Marty Moore	LB	9	7	5
Larry Izzo	LB	6	7	2
Mike Compton	OL	10	6	0
Chris Sullivan	DL	7	6	6
Chris Hayes	S	6	6	2
Antowain Smith	RB	6	5	0
Bobby Hamilton	DT	8	5	4
Mike Vrabel	LB	6	5	3
Rick Lyle	DL	9	5	3
Je'Rod Cherry	CB	7	5	2
David Patten	WR	6	4	0
Joe Andruzzi	G	6	4	4
Tebucky Jones	CB	5	4	3
Grant Williams	T	7	4	3
Damon Huard	QB	6	4	1
Tom Brady	QB	3	3	0
Matt Light	T	2	3	3
Roman Phifer	LB	12	3	3
Greg Robinson-Randall	T	3	3	3
Damien Woody	C	4	3	3
Ryan Phillips	LB	6	3	2
Richard Seymour	DT	2	3	2
J.R. Redmond	RB	3	3	1
Matt Chatham	LB	3	3	0
Fred Coleman	WR	2	3	0
Kevin Faulk	RB	4	3	0
Antwan Harris	S	3	3	0
Patrick Pass	FB	3	3	0
Lonie Paxton	LS	3	3	0
Grey Ruegamer	G/C	3	3	0
Ken Walter	P	6	3	0
Steve Martin	DT	7	2	2
Rob Kelly	S	5	2	0
Tom Knight	CB	6	2	0
Daryl Porter	S	5	2	0
Ratcliff Thomas	LB	4	2	0
Christian Fauria	TE	8	1	1
PLAYOFF TOTALS			**231**	**122**

VETERANS WHO HAVE NOT APPEARED IN A PLAYOFF GAME

NAME	POS	YR	NAME	POS	YR
Maurice Anderson	DE	2	Adrian Klemm	T	3
Cameron Cleeland	TE	5	Arther Love	TE	2
Scott Dragos	FB	3	Leonard Myers	CB	2
Donald Hayes	WR	5	David Nugent	DE	2
Jabari Holloway	TE	2	Jace Sayler	DT	2
Kenyatta Jones	T	2	Brock Williams	CB	2
Ben Kelly	CB	3	Walter Williams	RB	2

Playoff Tie Breakers

The following procedures will be used to break standings ties for postseason playoffs. Note: Tie games count as one-half win and one-half loss for both clubs.

TO BREAK A TIE WITHIN A DIVISION

If, at the end of the regular season, two or more clubs in the same division finish with the best won-lost-tied percentage, the following steps will be taken until a champion is determined:

TWO CLUBS

1. Head-to-head (best won-lost-tied percentage in games between the clubs.)
2. Best won-lost-tied percentage in games played within the division.
3. Best won-lost-tied percentage in common games.
4. Best won-lost-tied percentage in games played within the conference.
5. Strength of victory.
6. Strength of schedule.
7. Best combined ranking among conference teams in points scored and points allowed.
8. Best combined ranking among all teams in points scored and points allowed.
9. Best net points in common games.
10. Best net points in all games.
11. Best net touchdowns in all games
12. Coin toss.

THREE OR MORE CLUBS

(Note: If two clubs remain tied after a third club is eliminated during any step, tie-breaker reverts to Step 1 of the two-club format.)

1. Head-to-head (best won-lost-tied percentage in games among the clubs.)
2. Best won-lost-tied percentage in games played within the division.
3. Best won-lost-tied percentage in common games.
4. Best won-lost-tied percentage in games played within the conference.
5. Strength of victory.
6. Strength of schedule.
7. Best combined ranking among conference teams in points scored and points allowed.
8. Best combined ranking among all teams in points scored and points allowed.
9. Best net points in common games.
10. Best net points in all games.
11. Best net touchdowns in all games.
12. Coin toss.

TO BREAK A TIE FOR THE WILD-CARD TEAM

If it is necessary to break ties to determine the two Wild Card clubs from each conference, the following steps will be taken:

A. If all the tied clubs are from the same division, apply division tie-breaker.
B. If the tied clubs are from different divisions, apply the following steps:

TWO CLUBS

1. Head-to-head, if applicable.
2. Best won-lost-tied percentage in the games played within the conference.
3. Best won-lost-tied percentage in common games, minimum of four.
4. Strength of victory.
5. Strength of schedule.
6. Best combined ranking among conference teams in points scored and points allowed.
7. Best combined ranking among all teams in points scored and points allowed.
8. Best net points in conference games.
9. Best net points in all games.
10. Best net touchdowns in all games.
11. Coin toss.

THREE OR MORE CLUBS

1. Apply division tie-breaker to eliminate all but highest ranked club in each division prior to proceeding to Step 2. The original seeding within a division upon application of the division tie-breaker remains the same for all subsequent applications of the procedure that are necessary to identify the Wild Card participants.
2. Head-to-head sweep (apply only if one club has defeated each of the others or one club has lost to each of the others.)
3. Best won-lost-tied percentage in games played within the conference.
4. Best won-lost-tied percentage in common games, minimum of four.
5. Strength of victory.
6. Strength of schedule.
7. Best combined ranking among conference teams in points scored and points allowed.
8. Best combined ranking among all teams in points scored and points allowed.
9. Best net points in conference games.
10. Best net points in all games.
11. Best net touchdowns in all games.
12. Coin toss.

When the first Wild Card team has been identified, the procedure is repeated to name the second Wild Card (i.e., eliminate all but the highest ranked club in each division prior to proceeding to Step 2.) In situations where three teams from the same division are involved in the procedure, the original seeding of the teams remains the same for subsequent applications of the tie-breaker if the top-ranked team in that division qualifies for a Wild Card berth.

OTHER TIE-BREAKING PROCEDURES

1. Only one club advances to the playoffs in any tie-breaking step. Remaining tied clubs revert to the first step of the applicable division or Wild Card tie-breakers. As an example, if two clubs remain tied in any tie-breaker step after all other clubs have been eliminated, the procedure reverts to Step 1 of the two-club format to determine the winner. When one club wins the tie-breaker, all other clubs revert to Step 1 of the applicable two-club or three-club format.
2. In comparing records against common opponents among tied teams, the best won-lost-tied percentage is the deciding factor since teams may have played an unequal number of games.
3. To determine home-field priority among division-titlists, apply Wild Card tie-breakers.
4. To determine home-field priority for Wild Card qualifiers, apply division tie-breakers (if teams are from the same division) or Wild Card tie-breakers (if teams are from different divisions).

TEAM

At Least 400 total yards:
By Opponent: 441, at Denver Jan. 4, 1987 (188R - 253P)

At Least 200 yards rushing:
By Patriots: 255, at Miami, Jan, 12, 1986
By Opponent: 214, at Miami, Jan. 8, 1983

At Least 300 yards rushing:
By Opponent: 318, at San Diego, Jan. 5, 1964, AFL Championship

At Least 300 NET Yards Passing:
By Patriots: 300, vs. Buffalo, Dec. 28, 1963
By Opponent: 301, vs. Buffalo, Dec. 28, 1963

INDIVIDUAL OFFENSE

100-Yard Rushing Game:
By Patriots: Curtis Martin, vs. Pittsburgh, Jan. 5, 1997 (19-166-3)
By Opponent: Fred Taylor, at Jacksonville, Jan. 3, 1999 (33-162-1)

200-Yard Rushing Game:
By Opponent: Keith Lincoln, at San Diego, Jan. 5, 1965 (13-206)

100-Yard Receiving Game:
By Patriots: **Troy Brown vs. Pittsburgh, Jan. 27, 2002 (8-121)**
By Opponent: Antonio Freeman, vs. Green Bay, Jan. 26, 1997 (3-105-1)

Two-100 Yard Receivers in One Game:
By Patriots: Larry Garron (4-120) and Gino Cappelletti (4-129) vs. Buffalo, Dec. 28, 1963

250-Yard Passing Game:
By Patriots: **Tom Brady vs. Oakland, Jan. 19, 2002 (312 yds)**
By Opponent: Vinny Testaverde, at Cleveland, Jan. 1, 1995 (268 yds)

300-Yard Passing Game:
By Patriots: **Tom Brady vs. Oakland, Jan. 19, 2002 (312 yds)**

3 Touchdown Passing Game:
By Patriots: Tony Eason at Miami, Jan. 12, 1986
By Opponent: Dan Pastorini vs. Houston, Dec. 31, 1978

INDIVIDUAL DEFENSE

Fumble Return for a Touchdown:
By Patriots: Otis Smith, vs. Jacksonville, Jan. 12, 1997 (47 yards)

Interception Return for a Touchdown:
By Patriots: **Ty Law, vs. St. Louis, Feb. 3, 2002 (47 yds)**
By Opponent: Reggie Phillips, vs Chicago, Jan. 26, 1986, Super Bowl XX (28 yds)

Fumble Recovered in End Zone for a Touchdown:
By Patriots: Jim Bowman at Raiders, Jan. 5, 1986

Safety:
By Opponent: Rulon Jones, at Denver, Jan. 4, 1987 (sacked Tony Eason)

At least THREE Sacks:
By Patriots: Garin Veris, vs. NY Jets, Dec. 28, 1985

At least TWO Interceptions:
By Patriots: Ronnie Lippett, at LA Raiders, Jan. 5, 1986

INDIVIDUAL SPECIAL TEAMS

Punt Return for a Touchdown
By Patriots: **Troy Brown at Pittsburgh, Jan. 27, 2002 (55 yards)**

Blocked Punt:
By Opponent: Greg Townsend at LA Raiders, Jan. 5, 1986 (Rich Camarillo att.)

Missed Extra Point:
By Opponent: George Blair (dropped snap),vs. S.D., Jan. 5, 1964.

Fake Punt:
By Patriots: Pat O'Neill 21-yard pass to Corwin Brown, Jan. 1, 1995

Blocked Field Goal Attempt:
By Patriots: Brandon Mitchell at Pittsburgh, Jan. 27, 2002 (Kris Brown att.)

Blocked Field Goal Returned for a Touchdown
By Patriots: **Antwan Harris at Pittsburgh, Jan. 27, 2002 (49 yards)**

3 Field Goals in a Game:
By Patriots: **Adam Vinatieri vs. Oakland, Jan. 19, 2002 (3)**
By Opponent: Mike Hollis, at Jacksonville, Jan. 3, 1999 (4)

4 Field Goals in a Game:
By Patriots: Tony Franklin at N.Y. Jets, Dec. 28, 1985
By Opponent: Mike Hollis, at Jacksonville, Jan. 3, 1999

Individual Playoff Records

The following records reflect on only the postseason performances by the Patriots. The Patriots have played in a total of 20 playoff games during their 42-year history.

bold = player on the current roster; **bold** = accomplished during 2001 playoffs

PLAYOFF SCORING

MOST POINTS

Career—

54 Adam Vinatieri (12 Fgs, 18 PAT kicks)
39 Tony Franklin (9 Fgs, 12 PAT kicks)
30 Curtis Martin (5 Rush touchdowns)
18 Gino Cappelletti (5 Fgs, 3 PAT kicks)
18 Stanley Morgan (3 Rec. touchdowns)

Game—

18 Curtis Martin vs. Pittsburgh, Jan. 5, 1997 (3R TDs)
14 Gino Cappelletti at Buffalo, Dec. 28, 1963 (4 FGs, 2 PAT kicks)
14 Tony Franklin at NY Jets, Dec. 28, 1985 (4 FGs, 2 PAT kicks)
12 Stanley Morgan at Denver, Jan. 4, 1987 (2 rec TDs)
12 Larry Garron at Buffalo, Dec. 28, 1963 (2 rec TDs)

MOST FGs MADE

Career—

12 Adam Vinatieri (9 games)
9 Tony Franklin (5 games)
5 Gino Cappelletti (2 games)
2 Matt Bahr (1 game)
John Smith (2 games)

Game—

4 Tony Franklin at NY Jets, Dec. 28, 1985 (33, 41, 20, 26)
Gino Cappelletti at Buffalo, Dec. 28, 1963 (28,12, 33, 36)
3 Adam Vinatieri vs. Oakland, Jan. 19, 2002 (23,45,23)
2 **Adam Vinatieri at Pittsburgh, Jan. 4, 1998 (31, 46)**
Adam Vinatieri vs. Jacksonville, Jan. 12, 1997 (29, 20)
Matt Bahr at Cleveland, Jan. 1, 1995 (23, 33)
Tony Franklin at LA Raiders., Jan. 5, 1986 (45, 32)
John Smith at Miami, Jan. 8, 1983 (23,42)

MOST FGs ATTEMPTED

Career—

16 Adam Vinatieri (9 games)
11 Tony Franklin (5 games)
6 Gino Cappelletti (2 games)
3 John Smith (2 games)
2 Matt Bahr (1 game)

Game—

5 Tony Franklin at NY Jets, Dec. 28, 1985 (33,41,20,41wl,26)
Gino Cappelletti, at Buffalo, Dec. 28, 1963 (28,12,33,36,45s)
3 Adam Vinatieri, vs. Oakland, Jan. 19, 2002 (23,45,23)
Adam Vinatieri, vs. Miami, Dec. 28, 1997 (48wl, 47 wr, 22G)
Adam Vinatieri, vs. Jacksonville, Jan. 12, 1997 (29G, 20G, 46n)
2 Accomplished six times, Most Recent:
Adam Vinatieri, at Pittsburgh, Jan. 27, 2002 (44,50wl)

LONGEST FG

48 Adam Vinatieri vs. St. Louis Feb. 3, 2002
46 Adam Vinatieri at Pittsburgh, Jan. 3, 1998
45 **Adam Vinatieri vs. Oakland, Jan. 19, 2002**
Tony Franklin at L.A. Raiders, Jan. 5, 1986
44 Adam Vinatieri at Pittsburgh, Jan. 27, 2002
42 John Smith at Miami, Jan. 8, 1983

PLAYOFF RUSHING

MOST ATTEMPTS

Career—

82 Craig James (5 games)
53 Antowain Smith (3 games)
49 Curtis Martin (3 games)
47 Tony Collins (6 games)
30 Sam Cunningham (2 games)
29 Derrick Cullors (3 games)

Game—

23 Craig James, at LA Raiders, Jan. 5, 1986
22 Derrick Cullors, vs. Miami, Dec. 27, 1997
Craig James, at Miami, Jan. 12, 1986
Craig James, at NY Jets, Dec. 28, 1985
20 **Antowain Smith, vs. Oakland, Jan. 19, 2002**
Sam Cunningham, at Oak., Dec. 18, 1976
19 Curtis Martin, vs. Jacksonville, Jan. 12, 1997
Curtis Martin, vs. Pittsburgh, Jan. 5, 1997
Larry Garron, at Buffalo, Dec. 28, 1963

MOST YARDAGE

Career—

290 Craig James (5 games)
267 Curtis Martin (3 games)
204 Antowain Smith (3 games)
200 Tony Collins (6 games)
110 Sam Cunningham (2 games)

Game—

166 Curtis Martin, vs. Pittsburgh, Jan. 5, 1997
105 Craig James, at Miami, Jan. 12, 1986
104 Craig James, at L.A. Raiders, Jan. 5, 1986
90 Antowain Smith, vs. St. Louis, Feb. 3, 2002
87 Robert Weathers, at Miami, Jan. 12, 1986

LONGEST RUN FROM SCRIMMAGE

78t Curtis Martin, vs. Pittsburgh, Jan. 5, 1997
45 Robert Weathers at Miami, Jan. 12, 1986
23t Curtis Martin, vs. Pittsburgh, Jan. 5, 1997
23 Tony Collins at Denver, Jan. 4, 1987
22 Sam Cunningham at Oak., Dec. 18, 1976
Mosi Tatupu at Miami, Jan. 12, 1986

TDs RUSHING

Career—

5 Curtis Martin (3 games)
1 **Tom Brady (3 games)**
Robert Edwards (1 game)
Craig James (4 games)
Mosi Tatupu (7 games)
Andy Johnson (2 games)
Jess Philips (1 game)
Larry Garron (2 games)

LONGEST TD (RUSHING)

78 Curtis Martin vs. Pittsburgh, Jan. 5, 1997
23 Curtis Martin vs. Pittsburgh, Jan. 5, 1997
18 Curtis Martin vs. Green Bay, Jan. 26, 1997

PLAYOFF PASSING

YARDS PASSING

Career—
1,335 Drew Bledsoe (7 games)
633 Babe Parilli (2 games)
572 Tom Brady (3 games)
571 Steve Grogan (4 game)
561 Tony Eason (5 game)

Game—
312 Tom Brady vs. Oakland, Jan. 19, 2002
300 Babe Parilli at Buffalo Dec. 28, 1963
264 Drew Bledsoe, at Pittsburgh, Jan. 3, 1998
253 Drew Bledsoe vs. Green Bay, Jan. 26, 1997
235 Drew Bledsoe at Cleveland, Jan. 1, 1995

PASSING ATTEMPTS

Career—
231 Drew Bledsoe (7 games)
97 Tom Brady (3 games)
95 Steve Grogan (4 games)
72 Tony Eason (5 games)

Game—
52 Tom Brady vs. Oakland, Jan. 19, 2002
50 Drew Bledsoe at Cleveland, Jan. 1, 1995
48 Drew Bledsoe vs. Green Bay, Jan. 26, 1997
44 Scott Zolak, at Jacksonville, Jan. 3 1999
Drew Bledsoe, at Pittsburgh, Jan. 3, 1998
35 Babe Parilli at Buffalo, Dec. 28, 1963
32 Drew Bledsoe vs. Miami, Dec. 28, 1997

PASSING COMPLETIONS

Career—
119 Drew Bledsoe (7 games)
60 Tom Brady (3 games)
48 Steve Grogan (4 games)
42 Tony Eason (5 games)

Game—
32 Tom Brady vs. Oakland, Jan. 19, 2002
23 Drew Bledsoe, at Pittsburgh, Jan. 3, 1998
21 Scott Zolak, at Jacksonville, Jan. 3, 1999
Drew Bledsoe at Cleveland, Jan. 1, 1995
20 Drew Bledsoe vs. Jacksonville, Jan. 12, 1997
17 Steve Grogan vs. Chicago, Jan. 26, 1986

COMPLETION PERCENTAGE

Career—
61.9 Tom Brady (3 games)
58.3 Tony Eason (5 games)
55.0 Tom Owen (1 game)
51.5 Drew Bledsoe (7 games)

Game—
83.0 Tony Eason, at Miami, Jan. 12, 1986 (12-10)
75.0 Tony Eason, at NYJ, Dec. 28, 1986 (16-12)
61.5 Tom Brady vs. Oakland, Jan. 19, 2002 (52-32)
60.6 Drew Bledsoe, vs. Jacksonville, Jan. 12, 1997 (33-20)
59.2 Tom Brady vs. St. Louis, Feb. 3, 2002 (27-16)
58.3 Drew Bledsoe, vs. Pittsburgh, Jan. 5, 1997 (24-14)

TDs PASSING

Career—
7 Tony Eason (5 games)
5 Drew Bledsoe (7 games)
3 Steve Grogan (4 games)
2 Babe Parilli (2 games)

Game—
3 Tony Eason at Miami, Jan. 12, 1986
2 Drew Bledsoe vs. Green Bay, Jan. 26, 1997
Tony Eason at Denver, Jan. 4, 1987
Babe Parilli at Buf., Dec. 28, 1963
1 Accomplished 11 times, Most Recent:
Tom Brady vs. St. Louis, Feb. 3, 2002

INTERCEPTIONS

Career—
12 Drew Bledsoe (7 games)
7 Steve Grogan (4 games)
2 Babe Parilli (2 games)
1 **Tom Brady (3 games)**
Tom Owen (1 game)
Tom Yewcic (2 games)
0 Tony Eason (5 games)

Game—
4 Drew Bledsoe, vs. Green Bay, Jan. 26, 1997
3 Drew Bledsoe, at Cleveland, Jan. 1, 1995
2 Accomplished four times, Most Recent:
Drew Bledsoe, at Pittsburgh, Jan. 3, 1998

PLAYOFF RECEPTIONS

MOST CATCHES

Career—
25 Troy Brown (9 games)
24 Shawn Jefferson (6 games)
22 Ben Coates (7 games)
21 Terry Glenn (5 games)
19 Stanley Morgan (6 games)

Game—
10 Jermaine Wiggins vs.Oakland, Jan. 19, 2002
9 Shawn Jefferson at Pittsburgh, Jan. 3, 1998
8 **Troy Brown at Pittsburgh, Jan. 27, 2002**
David Patten vs. Oakland, Jan. 19, 2002
Russ Francis vs. Hou., Dec. 31, 1978
7 Stanley Morgan vs. Chi., Jan. 26, 1986
7 Don Hasselbeck at Mia., Jan. 8, 1983
6 Accomplished Four Times. Most Recent:
Troy Brown vs. St. Louis, Feb. 3, 2002

YARDS RECEIVING

Career—
321 Stanley Morgan (6 games)
317 Terry Glenn (5 games)
284 Shawn Jefferson (6 games)
204 Ben Coates (7 games)
197 Russ Francis (2 games)

Game—
121 Troy Brown at Pittsburgh, Jan. 27, 2002
120 Larry Garron at Buffalo, Dec. 28, 1963 (4 Rec.)
109 Gino Cappelletti at Buffalo, Dec. 28, 1963 (4)
107 David Patten vs. Oakland, Jan. 19, 2002
104 Shawn Jefferson, at Pittsburgh, Jan. 3, 1998 (9)
101 Russ Francis vs. Houston, Dec. 31, 1978 (8)
100 Stanley Morgan at Denver, Jan. 4, 1987 (3)

TD RECEPTIONS

Career—
3 Stanley Morgan (6 games)
2 **David Patten (3 games)**
Keith Byars (5 games)
Russ Francis (2 games)
Larry Garron (2 games)

Game—
2 Larry Garron at Buffalo, 12-28-63
Stanley Morgan at Denver, 1-4-87
1 Accomplished 17 times. Most Recent:
David Patten vs. St. Louis, Feb. 3, 2002 (8 yds)

LONGEST RECEPTION

59t Larry Garron from Babe Parilli, at Buffalo, 12-28-63
53 Terry Glenn from Drew Bledsoe, vs. Pittsburgh, 1-5-97
51 Gino Cappelletti from Babe Parilli, at Buffalo, 12-28-63
49 Gino Cappelletti from Babe Parilli, at San Diego, 1-5-64

PLAYOFF INTERCEPTIONS

MOST

Career—
3 Fred Marion
2 **Lawyer Milloy**
Willie Clay
Ron Lippett
Ross O'Hanley
Bob Dee
1 Held by many Patriots

Game—
2 Ron Lippett, at LA Raiders, Jan. 5, 1986
2 Ross O'Hanley, at Buffalo, Dec. 28, 1963
2 Bob Dee, at Buffalo, Dec. 28, 1963
1 Accomplished 15 times, Most Recent:
Steve Israel, at Pittsburgh, Jan. 3, 1998

RETURN YARDAGE

Career—
69 Fred Marion
47 Ty Law
40 Todd Collins

Game—
47 Ty Law, vs. St. Louis, Feb. 3, 2002 (one int.)
40 Todd Collins vs. Miami, Dec. 28, 1997 (one int.)
30 Otis Smith, vs. St. Louis, Feb. 3, 2002 (one int.)
26 Fred Marion at NYJ, 12-28-85 (one int.)

LONGEST INTERCEPTION RETURN

47 Ty Law, vs. St. Louis, Feb. 3, 2002 (TD)
40 Todd Collins vs. Miami, Dec. 28, 1997 (TD)
30 Otis Smith, vs. St. Louis, Feb. 3, 2002
22 Chris Slade vs. Miami, Dec. 28, 1997
Fred Marion at L.A. Rai., 1-5-86

PLAYOFF PUNTS

MOST PUNTS

Career—
36 Tom Tupa (5 games)
35 Rich Camarillo (6 games)
23 Ken Walter (3 games)

Game—
9 Rich Camarillo at Denver, Jan. 4, 1987 (50.2 avg.)
8 **Ken Walter vs. St. Louis, Feb. 3, 2002 (43.1)**
Ken Walter vs. Oakland, Jan. 19, 2002 (35.0)
Tom Tupa, at Jacksonville, Jan. 3, 1999 (47.3)
Tom Tupa, vs. Green Bay, Jan. 26, 1997 (45.1)
7 Accomplished Six Times, Most Recent
Ken Walter vs. Pittsburgh, Jan. 27, 2002 (39.1)

BEST PUNT AVG.

50.2 Rich Camarillo at Den., Jan. 4, 1987 (9 kicks)
47.3 Tom Tupa at Jacksonville, Jan. 3, 1999 (8)
46.9 Tom Yewcic at S.D., Jan. 5, 1964 (7)
45.1 Tom Tupa vs. Green Bay, Jan. 26, 1997 (8)
45.0 Rich Camarillo, at LA Raiders, Jan 5, 1986 (5)

LONGEST PUNT

68 Tom Yewcic at S.D., Jan. 5, 1964
62 Rich Camarillo vs. Chi., Jan. 26, 1986
60 Rich Camarillo, at Denver, Jan. 4, 1987

PLAYOFF PUNT RETURNS

MOST

Career—
18 David Meggett (5 games)
16 Troy Brown (9 games)
8 Irving Fryar (5 games)

Game—
7 David Meggett vs. Pittsburgh, Jan. 5, 1997
5 Troy Brown vs. Oakland, Jan. 19, 2002
4 **Troy Brown, at Jacksonville, Jan. 3, 1999**
David Meggett vs. Green Bay, Jan. 26, 1997
Irving Fryar, at NY Jets, Dec. 28, 1985
3 **Troy Brown at Pittsburgh, Jan. 27, 2002**
David Meggett, at Pittsburgh, Jan. 3, 1998
David Meggett vs. Jacksonville, Jan. 12, 1997

YARDS

Career—
165 **Troy Brown (9 games)**
David Meggett (5 games)
47 Irving Fryar (5 games)

Game—
80 Troy Brown at Pittsburgh, Jan. 27, 2002
72 David Meggett, vs. Pittsburgh, Jan. 5, 1997
49 Troy Brown vs. Oakland, Jan. 19, 2002
34 Art Graham, at Buffalo, Dec. 28, 1963
30 David Meggett, vs. Green Bay, Jan. 26, 1997

LONGEST PUNT RETURN

55t Troy Brown at Pittsburgh, Jan. 27, 2002
28 Art Graham, at Buffalo., 12-28-63
27 Troy Brown vs. Oakland, Jan. 19, 2002
25 Troy Brown at Pittsburgh, Jan. 27, 2002

PLAYOFF KICKOFF RETURNS

MOST

Career—
15 Stephen Starring (5 games)
11 Patrick Pass (3 games)
8 David Meggett (5 games)
7 Derrick Cullors (3 games)
4 Leroy Thompson (1 game)
4 Jess Phillips (1 game)

Game—
7 Stephen Starring, vs. Chicago, Jan. 26, 1986
6 Derrick Cullors, at Jacksonville, Jan. 3, 1999
5 **Patrick Pass, vs. Oakland, Jan. 19, 2002**
David Meggett, vs. Green Bay, Jan. 26, 1997
4 Leroy Thompson, at Cleveland, Jan. 1, 1995
Jess Phillips, at Oakland, Dec. 18, 1976

YARDS

Career—
315 Stephen Starring (5 games)
178 Patrick Pass (3 games)
169 David Meggett (5 games)
81 Derrick Cullors (3 games)

Game—
153 Stephen Starring, vs. Chicago, Jan. 26, 1986
117 David Meggett, vs. Green Bay, Jan. 26, 1997
95 Patrick Pass vs. Oakland, Jan. 19, 2002
85 Patrick Pass vs. St. Louis, Feb. 3, 2002

LONGEST KICKOFF RETURN

47 Raymond Clayborn vs. Hou., 12-31-78
37 Stephen Starring at Mia., 1-12-86
36 Stephen Starring, vs. Chicago, Jan. 26, 1986

Team Playoff Records

MOST POINTS SCORED

31 at Miami, Jan. 12, 1986 (31-14 w)
28 vs. Pittsburgh, Jan. 5, 1997 (28-3 w)
27 at L.A. Raid., Jan. 5, 1986 (27-20 w)
26 at NY Jets, Dec. 28, 1985 (26-14 w)
at Buffalo, Dec. 28, 1963 (26-8 w)

FEWEST POINTS ALLOWED

3 vs. Miami, Dec. 28, 1997 (17-3 w)
vs. Pittsburgh, Jan. 5, 1997 (28-3 w)
6 vs. Jacksonville, Jan.12, 1997 (20-6 w)
7 at Pittsburgh, Jan. 3, 1997 (7-6 L)
8 at Buf., Dec. 28, 1963 (26-8 w)

FIRST DOWNS

Total—
23 at Oakland Dec. 18, 1976
22 vs. Oakland Jan. 19, 2002
21 at Miami, Jan. 12, 1986
20 at Cleveland, Jan. 1, 1995
17 vs. Pittburgh, Jan. 5, 1997

Rushing—
15 at Miami, Jan. 12, 1986
10 at Oakland Dec. 18, 1976
9 vs. Pittsburgh, Jan. 5, 1997
at LA Raiders, Jan. 5, 1986
6 Accomplished seven times,
Most Recent:
vs. St. Louis Feb. 3, 2002

Passing—
17 vs. Oakland Jan. 19 2002
14 at Pittsburgh, Jan. 3, 1997
at Cleveland, Jan. 1, 1995
12 vs. Green Bay, Jan. 26, 1996
11 **at Pittsburgh Jan. 27 2002**
at Jacksonville, Jan. 3, 1999

Penalty—
7 at Oakland, Dec. 18, 1976
2 vs. Pittsburgh, Jan. 5, 1996
at Buffalo, Dec. 28, 1963
1 Accomplished six times,
Most Recent:
vs. St. Louis Feb. 3, 2002

3rd Down Efficiency—
.500 at L.A. Raiders, Jan. 5, 1986 (8/16)
at Oakland, Dec. 18, 1976 (7/14)
.438 at Miami, Jan. 12, 1986 (7/16)
.461 vs. Houston, Dec. 31, 1978 (6/13)

TOTAL NET YARDS

Most—
375 at Buf , Dec. 28, 1963
(83 Rush, 292 Pass, 70 Plays)
365 vs. Oakland Jan. 19, 2002
(68R 297Pa 84 Pl)
346 vs. Pitt., Jan. 5, 1996
(194 R, 152 Pa, 60 Pl)
331 at Oak , Dec. 18, 1976
(164 R, 167 Pa, 73 Pl)
326 at Mia , Jan. 12, 1986
(255 R, 71 Pa, 71 Pl)

NO. OF PLAYS

84 vs. Oak. Jan. 19 2002 (30 Ru 54 Pa)
73 at Oak., Dec. 18, 1976 (49R, 24 P)
71 at Miami, Jan. 12, 1986 (59 R, 12 P)
70 at Buffalo, Dec. 28, 1963 (36 R, 34 P)
68 **at Pitt. Jan. 27, 2002 (25 R 43 P)**
at Clev., Jan. 1, 1995 (16 R, 51 P)

RUSHING

Attempts—
59 at Miami, Jan. 12, 1986
49 at Oakland, Dec. 18, 1976
at L.A. Raiders, Jan. 5, 1986
39 at NY Jets, Dec. 28, 1985
36 at Buffalo, Dec. 28, 1963

Yards Rushing—
255 at Miami, Jan. 12, 1986
194 vs. Pittsburgh, Jan. 5, 1997
164 at Oakland, Dec. 18, 1976
156 at LA Raiders, Jan. 5, 1986
133 vs. St. Louis Feb. 3 2002

Rushing TDs—
3 vs. Pittsburgh, Jan. 5, 1997
1 Many times, Most Recent:
vs. Oakland Jan. 19 2002

PASSING

Attempts—
52 vs.Oakland Jan. 19 2002
51 at Cleveland, Jan. 1, 1995
48 vs. Green Bay, Jan. 26, 1996
44 at Jacksonville, Jan. 3,1999
at Pittsburgh, Jan. 3, 1997
39 at Pittsburgh Jan. 27 2002
37 vs. San Diego, Jan. 5, 1964

Completions—
32 vs.Oakland Jan. 19 2002
25 vs. Green Bay, Jan. 26, 1996
23 at Pittsburgh, Jan. 3, 1997
22 **at Pittsburgh Jan. 27, 2002**
at Cleveland, Jan. 1, 1995

Yards Passing—
297 vs. Oakland Jan. 19 2002
292 at Buffalo, Dec. 28, 1983
246 at Cleveland, Jan. 1, 1995
244 at Pittsburgh, Jan. 3, 1997
217 at Pittsburgh Jan. 27 2002
214 vs. Green Bay, Jan. 26, 1996

TDs Passing—
3 at Miami, Jan. 12, 1986
2 vs. Green Bay, Jan. 26, 1997
at Denver, Jan. 4, 1987
vs. Houston, Dec. 31, 1978
at Buffalo, Dec. 28, 1963

Interceptions (Most)—
4 vs. Green Bay, Jan. 26, 1997
3 at Cleveland, Jan. 1, 1995
3 vs. Houston, Dec. 31, 1978

Interceptions (Fewest)—
0 Accomplished seven times,
Most Recent:
vs. St. Louis Feb. 3, 2002
1 at Buffalo, Dec. 28, 1963.

Sacks Against—
0 at Miami, Jan. 12, 1986
at L.A. Raiders, Jan. 5, 1986
1 at Cleveland, Jan. 1, 1996 (10 yds)
2 **vs. St. Louis Feb. 3 2002 (11)**
vs. Oakland Jan. 19 2002 (15)
at Jacksonville, Jan. 3, 1999 (13)
at Pittsburgh, Jan. 3, 1997 (20)
vs. Jacksonville, Jan. 12, 1997 (17)
vs. Pittsburgh, Jan. 5, 1997 (15)

PUNTING

Most Punts For—
9 at Denver, Jan. 4, 1987 (50.2 avg.)
8 **vs. St. Louis Feb. 3, 2002 (43.1)**
vs. Oakland Jan. 19 2002 (35.0)
at Jacksonville, Jan 3, 1999 (47.3)
vs. Green Bay, Jan. 26, 1997 (45.1)
7 **at Pittsburgh Jan. 27 2002 (39.1)**
at Pittsburgh, Jan. 3, 1997 (42.0)
vs. Miami, Dec. 28, 1997 (36.7)
vs. Pittsburgh, Jan. 5, 1997 (43.6)
at Buffalo, Dec. 28, 1963 (32.3)
at San Diego, Jan. 5, 1963 (47.0)

Fewest Punts For—
3 at Oak , Dec. 18, 1976 (44.0 avg.)
4 at Clev , Jan. 1, 1995 (42.3.)
vs. Hou , Dec. 31, 1978 (43.3)

PENALTIES

Most vs.—
12 at Pittsburgh Jan. 27 2002
10 at Oakland, Dec. 18, 1976 (83 yds)
8 vs. Hou., Dec. 31, 1978 (92)
7 at Pittsburgh, Jan. 3, 1997 (68)
at Buffalo, Dec. 28, 1963 (65)
6 at LA Raiders, Jan. 5, 1986 (45)

Fewest vs.—
1 **vs. Oakland Jan. 19 2002**
at NY Jets, Dec. 28, 1985 (10 yds)
at San Diego, Jan. 5, 1964 (18)
2 vs. Green Bay, Jan. 26, 1997 (22)
vs. Jacksonville, Jan. 12, 1997 (5)
vs. Pittsburgh, Jan. 5, 1997 (21)

Most Yards For—
92 vs. Hou., Dec. 31, 1978 (8 pen.)
87 at Pittsburgh Jan. 27, 2002 (12)
83 at Oakland, Dec. 18, 1976 (10)
65 at Buffalo, Dec. 28, 1963 (7)

Fewest Yards For—
5 vs. Jacksonville, Jan. 12, 1997 (2 pen.)
10 at NY Jets, Dec. 28, 1985 (1)
15 **vs. Oakland Jan. 19 2002**
at Miami, Jan. 12, 1986 (2)
18 at San Diego, Jan. 5, 1964 (1)

Sacks By—
5 vs. Green Bay, Jan. 26, 1997 (38 yds)
at NY Jets, Dec. 28, 1985 (51)
4 vs. Miami, Dec. 28, 1997 (21)
vs. Houston, Dec. 31, 1978 (26)
at Oakland, Dec. 18, 1976 (32)

DEFENSE--YARDS ALLOWED

Fewest—
162 vs. Miami, Dec. 28, 1997
213 vs. Pittsburgh, Jan. 5, 1997
230 vs. Oakland Jan. 19 2002
240 at NY Jets, Dec. 28, 1985

Most—
610 at San Diego, Jan. 5, 1963
448 vs. Miami, Jan 8, 1983
441 at Denver, Jan. 4, 1987

1963 AFL DIVISIONAL PLAYOFFS • PATRIOTS 26, BUFFALO 8 • War Memorial Stadium

December 28, 1963 • Weather: Fair - Cold • Attendance - 33,044

	1	2	3	4	OT	F
Boston Patriots	**10**	**6**	**0**	**10**	--	**26**
Buffalo Bills	0	0	8	0	--	8

TEAM	Q	PLAY	SCORE Visitor	SCORE Home
Boston	1	G.Cappelletti 28 yd field goal	3	0
Boston	1	L.Garron 59 yd pass fm Parilli (Cappelletti kick)	10	0
Boston	2	G.Cappelletti 12 yd field goal	13	0
Boston	2	G.Cappelletti 33 yd field goal	16	0
Buffalo	3	E.Dubenion 93 yd pass from Lamonica (Tracey-Lamonica pass)	16	8
Boston	4	L.Garron 17 yd pass fm Parilli (Cappelletti kick)	23	8
Boston	4	G.Cappelletti 36 yd field goal	26	8

FINAL INDIVIDUAL STATISTICS

RUSHING	NO	YDS	AVG	LG	TD
L. Garron	19	44	2.3	9	0
T. Neumann	1	16	16.0	16	0
R. Burton	8	12	1.5	15	0
H. Crump	5	9	1.8	4	0
B. Lott	2	2	1.0	3	0
V. Parilli	1	0	0.0	0	0
Patriots:	**36**	**83**	**2.3**	**16**	**0**

RUSHING	NO	YDS	AVG	LG	TD
C. Gilchrist	8	7	0.9	6	0
G. Bass	2	4	2.0	2	0
J. Kemp	2	-4	-2.0	0	0
Buffalo:	**12**	**7**	**0.6**	**6**	**0**

RECEIVING	NO	YDS	AVG	LG	TD
L. Garron	4	120	30.0	59t	2
G. Cappelletti	4	109	27.3	51	0
R. Burton	3	22	7.3	12	0
A. Graham	1	22	22.0	22	0
B. Lott	1	18	18.0	18	0
J. Colclough	1	9	9.0	9	0
Patriots:	**14**	**300**	**21.4**	**59t**	**2**

RECEIVING	NO	YDS	AVG	LG	TD
C. Ferguson	4	47	11.8	15	0
G. Bass	4	45	11.3	27	0
E. Dubenion	3	115	38.3	93t	1
E. Rutkowski	3	45	15.0	16	0
E. Warlick	3	33	11.0	13	0
C.Gilchrist	1	11	11.0	11	0
B. Miller	1	5	5.0	5	0
Buffalo:	**19**	**301**	**15.8**	**93t**	**1**

INTERCEPTIONS	NO	YDS	AVG	LG	TD
R. O'Hanley	2	13	6.5	13	0
B. Dee	2	0	0.0	0	0
Patriots:	**4**	**13**	**3.3**	**13**	**0**

INTERCEPTIONS	NO	YDS	AVG	LG	TD
R. Abruzzese	1	9	9.0	9	0
Buffalo:	**1**	**9**	**9.0**	**9**	**0**

PUNT RETURN	NO	YDS	AVG	LG	TD
A. Graham	2	34	17.0	28	0
Patriots:	**2**	**34**	**17.0**	**28**	**0**

PUNT RETURN	NO	YDS	AVG	LG	TD
R. Abruzzese	3	8	2.7	5	0
Buffalo:	**3**	**8**	**2.7**	**5**	**0**

KICKOFF RET.	NO	YDS	AVG	LG	TD
B. Suci	2	38	19.0	23	0
Patriots:	**2**	**38**	**19.0**	**23**	**0**

KICKOFF RET.	NO	YDS	AVG	LG	TD
E. Dubenion	5	136	27.2	62	0
E. Rutkowski	1	18	18.0	18	0
J. Murdock	1	3	3.0	3	0
Buffalo:	**7**	**157**	**22.4**	**62**	**0**

PASSING	A	C	YDS	PCT.	TD	I	LG	S/YD	RATING
V. Parilli	35	14	300	40.0	2	1	59t	-/-	78.3
Patriots:	**35**	**14**	**300**	**40.0**	**2**	**1**	**59t**	**-/-**	**78.3**

PASSING	A	C	YDS	PCT.	TD	I	LG	S/YD	RATING
Lamonica	24	9	168	37.5	1	3	93t	-/-	24.3
J. Kemp	21	10	133	47.6	0	1	27	-/-	48.3
Buffalo:	**45**	**19**	**301**	**42.2**	**1**	**4**	**93t**	**-/-**	**35.5**

TEAM STATISTICS	BOS	BUF
TOTAL FIRST DOWNS	**16**	**13**
By Rushing	5	0
By Passing	9	11
By Penalty	2	2
TOTAL NET YARDS	**375**	**286**
NET YARDS RUSHING	**83**	**7**
Total Rushing Plays	36	12
Avg. per Rush	2.3	0.6
NET YARDS PASSING	**292**	**279**
Gross Yards Passing	300	301
Att.-Comp.-I	35-14-1	45-19-4
Completion Pct.	40.0	42.2
PUNTS/AVERAGE	**7/32.3**	**8/35.1**
PENALTIES/YARDS	**7/65**	**9/100**
FUMBLES/BALLS LOST	**0/0**	**3/2**
FIELD GOALS	**28,12,33**,45,**36**	None

BOSTON PATRIOTS STARTING LINEUP

WR	G. Cappelletti	DE	B. Dee
T	D. Oakes	DT	H. Antwine
G	C. Long	DT	J. Richardson
C	W. Cudzik	DE	L. Eisenhauer
G	B. Neighbors	LB	T. Addison
T	M. Graham	LB	N. Buoniconti
TE	T. Romeo	LB	J. Rudolph
WR	J. Colclough	CB	D. Felt
QB	V. Parilli	CB	B. Suci
RB	R. Burton	S	R. Hall
FB	L. Garron	S	R. O'Hanley

BUFFALO BILLS STARTING LINEUP

E	E. Warlick	DE	R. McDole
T	S. Barber	DT	J. Dunaway
G	T. Day	DT	T. Sestak
C	D. Bemiller	DE	S. Youngelman
G	B. Shaw	LB	J. Tracey
T	K. Rice	LB	H. Jacobs
E	B. Miller	LB	M. Stratton
QB	J. Kemp	CB	W. West
HB	E. Dubenion	CB	B. Edgerso
HB	G. Bass	S	G. Saimes
HB	C. Gilchrist	S	R. Abruzzese

GAME NOTES

- The Patriots held Buffalo to only seven yards rushing on 12 attempts (0.6 average). It ranks as the lowest rushing output by a Patriots playoff opponent.
- K Gino Cappelletti converted four of five field goal attempts against the Bills. Each are Patriot single-game playoff records (tied with Tony Franklin).
- The game marked the only time in team playoff history that two receivers gained over 100 yards in one playoff game for the Patriots. Larry Garron caught four passes for 120 yards and Gino Cappelletti caught four passes for 109 yards.

1963 AFL CHAMPIONSHIP GAME • SAN DIEGO 51, PATRIOTS 10 • Balboa Stadium

January 5, 1964 • Weather: 71 degrees; wind NW 11 mph • Attendance - 30,127

	1	2	3	4	OT	F
Boston Patriots	**7**	**3**	**0**	**0**	--	**10**
San Diego	21	10	7	13	--	51

TEAM	Q	PLAY	SCORE Visitor	SCORE Home
SD	1	T.Rote 2 yd run (Blair kick)	0	7
SD	1	K.Lincoln 67 yd run (Blair kick)	0	14
Boston	1	L.Garron 7 yd run (Cappelletti kick)	7	14
SD	1	P.Lowe 58 yd run (Blair kick)	7	21
SD	2	G.Blair 11 yd field goal	7	24
Boston	2	G.Cappelletti 15 yd field goal	10	24
SD	2	D.Norton 14 yd pass fm Rote (Blair kick)	10	31
SD	3	L.Alworth 48 yd pass fm Rote (Blair kick)	10	38
SD	4	K.Lincoln 25 yd pass fm Hadl (pass failed)	10	44
SD	4	J.Hadl 1 yd run (Blair kick)	10	51

FINAL INDIVIDUAL STATISTICS

RUSHING	NO	YDS	AVG	LG	TD
H. Crump	7	18	2.6	6	0
L. Garron	3	15	5.0	7t	1
B. Lott	3	15	5.0	6	0
T. Yewcic	1	14	14.0	14	0
V. Parilli	1	10	10.0	10	0
R. Burton	1	3	3.0	3	0
Patriots:	**16**	**75**	**4.7**	**14**	**1**

RUSHING	NO	YDS	AVG	LG	TD
K. Lincoln	13	206	15.8	67t	1
P. Lowe	12	94	7.8	58t	1
T. Rote	4	15	3.8	10	1
G. McDougall	1	2	2.0	2	0
J. Hadl	1	1	1.0	1t	1
B. Jackson	1	0	0.0	0	0
San Diego:	**32**	**318**	**9.9**	**6**	**4**

RECEIVING	NO	YDS	AVG	LG	TD
R. Burton	4	12	3.0	8	0
J. Colclough	3	26	8.7	10	0
G. Cappelletti	2	72	36.0	49	0
A. Graham	2	68	34.0	45	0
H. Crump	2	28	14.0	28	0
B. Lott	2	16	8.0	11	0
L. Garron	2	6	3.0	5	0
Patriots:	**17**	**222**	**13.1**	**49**	**0**

RECEIVING	NO	YDS	AVG	LG	TD
K. Lincoln	7	123	17.6	32	1
L. Alworth	4	77	19.3	48	1
J. MacKinnon	2	53	26.5	33	0
D. Norton	2	44	22.0	30	1
D. Kocourek	1	5	5.0	5	0
G. McDougall	1	4	4.0	4	0
San Diego:	**17**	**306**	**18.0**	**48**	**3**

INTERCEPTIONS	NO	YDS	AVG	LG	TD
Patriots:	**0**	**0**	**0.0**	**0**	**0**

INTERCEPTIONS	NO	YDS	AVG	LG	TD
B. Mitinger	1	5	5.0	5	0
P. Maguire	1	10	10.0	10	0
San Diego:	**2**	**15**	**7.5**	**10**	**0**

PUNT RETURN	NO	YDS	AVG	LG	TD
None					

PUNT RETURN	NO	YDS	AVG	LG	TD
None					

KICKOFF RET.	NO	YDS	AVG	LG	TD
L. Garron	2	32	16.0	17	0
H. Crump	2	31	15.5	22	0
R. Burton	2	27	13.5	18	0
B. Suci	1	18	18.0	18	0
T. Romeo	1	9	9.0	9	0
B. Yates	1	5	5.0	5	0
Patriots:	**9**	**122**	**13.6**	**23**	**0**

KICKOFF RET.	NO	YDS	AVG	LG	TD
L. Alworth	2	47	23.5	28	0
P. Lowe	1	23	23.0	23	0
San Diego:	**0**	**0**	**18.0**	**62**	**0**

PASSING	A	C	YDS	PCT.	TD	I	LG	S/YD	RATING
Parilli	29	14	189	48.2	0	1	45	-/-	55.1
Yewcic	8	3	39	37.5	0	1	23	-/-	39.6
Patriots:	**37**	**17**	**228**	**45.9**	**0**	**2**	**45**	**-/-**	**43.5**

PASSING	A	C	YDS	PCT.	TD	I	LG	S/YD	RATING
Rote	15	10	173	66.6	2	0	48	-/-	150.1
Hadl	10	6	112	60.0	1	0	33	-/-	132.1
Lincoln	1	1	20	100.0	0	0	20	-/-	118.8
San Diego:	**25**	**16**	**305**	**64.0**	**3**	**0**	**48**	**-/-**	**146.3**

TEAM STATISTICS	BOS	SD
TOTAL FIRST DOWNS	**14**	**21**
By Rushing	6	11
By Passing	8	9
By Penalty	0	1
TOTAL NET YARDS	**262**	**610**
Total Offensive Plays	59	60
NET YARDS RUSHING	**75**	**318**
Total Rushing Plays	16	32
Avg. per Rush	4.7	9.9
NET YARDS PASSING	**186**	**292**
Gross Yards Passing	228	305
Att.-Comp.-I	37-17-2	26-17-0
Completion Pct.	45.9	65.4
PUNTS/AVERAGE	**7/47**	**2/44**
PENALTIES/YARDS	**1/18**	**6/30**
FUMBLES/BALLS LOST	**1/0**	**1/1**
FIELD GOALS	**15**	**11**

BOSTON PATRIOTS STARTING LINEUP

WR	G. Cappelletti	DE	B. Dee
T	D. Oakes	DT	H. Antwine
G	C. Long	DT	J. Richardson
C	W. Cudzik	DE	L. Eisenhauer
G	B. Neighbors	LB	T. Addison
T	M. Graham	LB	N. Buoniconti
TE	T. Romeo	LB	J. Rudolph
WR	J. Colclough	CB	D. Felt
QB	V. Parilli	CB	B. Suci
RB	R. Burton	S	R. Hall
FB	L. Garron	S	R. O'Hanley

SAN DIEGO CHARGERS STARTING LINEUP

WR	D. Norton	DE	E. Faison
T	E. Wright	DT	H. Schmidt
G	S. DeLuca	DT	G. Gross
C	D. Rogers	DE	B. Patrich
G	P. Shea	LB	E. Karas
T	R. Mix	LB	C. Allen
TE	D. Kocourck	LB	P. Maguire
WR	L. Alworth	CB	B. Whitehead
QB	T. Rote	CB	D.Harris
RB	K. Lincoln	S	G. Blair
FB	P. Lowe	S	G. Glick

GAME NOTES

- This was the first of four championship games involving the Patriots. (Super Bowls XX following the 1985 season, XXXI following 1996 and XXXVI following 2001.)
- The 610 yards yielded by the Patriots defense still ranks as the highest total ever given up by the Patriots.
- The Patriots committed only one penalty versus the Chargers. It is the lowest single game total in team playoff history (tied with Dec. 28, 1985 at NY Jets).

1976 AFC DIVISIONAL PLAYOFFS • OAKLAND 24, PATRIOTS 21 • Oakland-Alameda County Coliseum

December 18, 1976 • Weather: 58 degrees; wind WNW 8 mph • Attendance - 53,045

	1	2	3	4	OT	F
New England Patriots	**7**	**0**	**14**	**0**	--	**21**
Oakland Raiders	3	7	0	14	--	24

TEAM	Q	PLAY	SCORE Visitor	SCORE Home
NE	1	A. Johnson 1 yd run (Smith kick)	7	0
Oakland	1	E.Mann 40 yd field goal	7	3
Oakland	2	F.Biletnikoff 31 yd pass from Stabler (Mann kick)	7	10
NE	3	R.Francis 26 yd pass from Grogan (Smith kick)	14	10
NE	3	J. Phillips 3 yd run (Smith kick)	21	10
Oakland	4	M.van Eeghen 1 yd run (Mann kick)	21	17
Oakland	4	K.Stabler 1 yd (Mann kick)	21	24

FINAL INDIVIDUAL STATISTICS

RUSHING	NO	YDS	AVG	LG	TD	RUSHING	NO	YDS	AVG	LG	TD
S. Cunningham	20	68	3.4	22	0	M. van Eeghen	11	39	3.5	6	1
S. Grogan	7	35	5.0	10	0	C. Davis	7	29	4.1	9	0
A. Johnson	14	32	2.3	8	1	P. Banaszak	4	8	2.0	5	0
D. Calhoun	5	17	3.4	7	0	C. Garrett	1	4	4.0	4	0
J. Phillips	3	12	4.0	6	1	K. Stabler	1	1	1.0	1t	1
Patriots:	**49**	**164**	**3.3**	**22**	**2**	**Oakland:**	**24**	**81**	**3.4**	**9**	**2**

RECEIVING	NO	YDS	AVG	LG	TD	RECEIVING	NO	YDS	AVG	LG	TD
R. Francis	4	96	24.0	40	1	F. Biletnikoff	9	137	15.2	31t	1
D. Stingley	2	36	18.0	24	0	D. Casper	4	47	11.8	21	0
S. Cunningham	2	14	7.0	7	0	C. Branch	3	32	10.7	17	0
A. Johnson	2	13	6.5	9	0	M. van Eeghen	1	8	8.0	8	0
M. Briscoe	1	7	7.0	7	0	C. Davis	1	5	5.0	5	0
A. Chandler	1	1	1.0	1	0	C. Garrett	1	4	4.0	4	0
Patriots:	**12**	**167**	**13.9**	**40**	**1**	**Oakland:**	**19**	**233**	**12.3**	**31t**	**1**

INTERCEPTIONS	NO	YDS	AVG	LG	TD	INTERCEPTIONS	NO	YDS	AVG	LG	TD
Patriots:	**0**	**0**	**0.0**	**0**	**0**	S. Thomas	1	18	18.0	18	0
						M. Johnson	1	0	0.0	0	0
						Oakland:	**2**	**18**	**9.0**	**18**	**0**

PUNTING	NO	YDS	AVG	In20	LG	PUNTING	NO	YDS	AVG	In20	LG
M. Patrick	3	132	44.0	1	51	R. Guy	5	189	37.8	2	48

PUNT RETURN	NO	FC	YDS	AVG	LG	TD	PUNT RETURN	NO	FC	YDS	AVG	LG	TD
M. Haynes	1	1	13	13.0	13	0	N. Colzie	3	0	53	17.7	24	0
Patriots:	**1**	**1**	**13**	**13.0**	**13**	**0**	**Oakland:**	**3**	**0**	**53**	**17.7**	**24**	**0**

KICKOFF RET.	NO	YDS	AVG	LG	TD	KICKOFF RET.	NO	YDS	AVG	LG	TD
J. Phillips	4	67	16.8	22	0	C. Garrett	4	119	29.8	41	0
G. Webster	1	0	0.0	0	0	**Oakland:**	**4**	**119**	**29.8**	**41**	**0**
Patriots:	**5**	**67**	**13.4**	**23**	**0**						

PASSING	A	C	YDS	PCT.	TD	I	LG	S/YD	RATING
S. Grogan	23	12	167	52.2	1	1	40	0/0	72.2
R. Francis	1	0	0	0.0	0	1	0	0/0	39.6
Patriots:	**24**	**12**	**167**	**50.0**	**1**	**2**	**40**	**0/0**	**51.9**

PASSING	A	C	YDS	PCT.	TD	I	LG	S/YD	RATING
K. Stabler	32	19	233	59.4	1	0	31t	4/32	92.3
Oakland:	**32**	**19**	**233**	**59.4**	**1**	**0**	**31t**	**4/32**	**92.3**

TEAM STATISTICS	NE	OAK
TOTAL FIRST DOWNS	**23**	**20**
By Rushing	10	5
By Passing	6	13
By Penalty	7	2
Third Down: Md/Att.	7/14	6/12
Third Down: Eff.	50%	50%
TOTAL NET YARDS	**331**	**282**
Total Offensive Plays	73	70
Average Per Play	4.5	4.0
NET YARDS RUSHING	**164**	**81**
Total Rushing Plays	49	24
Avg. per Rush	3.3	3.8
NET YARDS PASSING	**167**	**201**
Gross Yards Passing	167	233
Att.-Comp.-I	24-12-2	32-19-0
Completion Pct.	50.0	59.4
PUNTS/AVERAGE	**3/44.0**	**5/37.8**
PENALTIES/YARDS	**10/83**	**11/93**
FUMBLES/BALLS LOST	**1/1**	**1/1**
FIELD GOALS	50	**40**

NE PATRIOTS STARTING LINEUP

WR	R. Vataha	DE	M. Lunsford
T	L. Gray	NT	R. Hamilton
G	J. Hannah	DE	J. Adams
C	B. Lenkaitis	LB	S. Zabel
G	S. Adams	LB	S. Hunt
T	B. McKay	LB	S. Nelson
TE	R. Francis	LB	P. Barnes
WR	D. Stingley	CB	B. Howard
QB	S. Grogan	CB	M. Haynes
RB	A. Johnson	S	P. McCray
FB	S. Cunningham	S	T. Fox

OAKLAND RAIDERS STARTING LINEUP

WR	C. Branch	DE	J. Mutuszak
T	A. Shell	NT	D. Rowe
G	G. Upshaw	DE	O. Sistrunk
C	D. Dalby	LB	P. Villapiano
G	G. Buehler	LB	W. Hall
T	J. Vella	LB	M. Johnson
TE	D. Casper	LB	T. Hendricks
WR	F. Biletnikoff	CB	S. Thomas
QB	K. Stabler	CB	W. Brown
RB	C. Davis	S	G. Atkinson
FB	M. Van Eeghen	S	J. Tatum

GAME NOTES

- The game was marred by a controversial roughing the passer call on NT Ray Hamilton. The Patriots had seemingly stopped the Raiders when a Ken Stabler pass on a 3rd and 18 fell incomplete. However, penalty flags were thrown and the Raiders had a first and ten at the Patriot 13. Five plays later Stabler rolled around left end for the winning score.

- The Patriots finished the season 11-3, rebounding from a 3-11 record in 1975.

1978 AFC DIVISIONAL PLAYOFF • HOUSTON 31, PATRIOTS 14 • Schaefer Stadium

December 31, 1978 • Weather: 39 degrees; wind SSE 7 mph • Attendance - 60,881

	1	2	3	4	OT	F
Houston Oilers	0	21	3	7	--	31
New England Patriots	**0**	**0**	**7**	**7**	--	**14**

TEAM	Q	PLAY	SCORE Visitor	SCORE Home
Houston	2	K.Burrough 71 yd pass from Pastorini (Fritsch kick)	7	0
Houston	2	M.Barber 19 yd pass from Pastorini (Fritsch kick)	14	0
Houston	2	M.Barber 13 yd pass from Pastorini (Fritsch kick)	21	0
Houston	3	T.Fritsch 30 yd field goal	24	0
NE	3	H.Jackson 24 yd pass from Johnson (Smith kick)	24	7
NE	4	R.Francis 24 yd pass from Owen (Smith kick)	24	14
Houston	4	E.Campbell 2 yd run (Fritsch kick)	31	14

FINAL INDIVIDUAL STATISTICS

RUSHING	NO	YDS	AVG	LG	TD
S. Cunningham	10	42	4.2	8	0
S. Grogan	1	16	16.0	16	0
A. Johnson	6	14	2.3	4	0
H. Ivory	3	11	3.7	6	0
Patriots:	**20**	**83**	**4.2**	**16**	**0**

RUSHING	NO	YDS	AVG	LG	TD
E. Campbell	27	118	4.4	35	1
T. Wilson	14	26	1.9	8	0
R. Coleman	7	19	2.7	12	0
B. Duncan	2	7	3.5	5	0
L. Poole	3	7	2.3	4	0
G. Nielson	1	-3	-3.0	-3	0
Houston:	**54**	**174**	**3.2**	**35**	**1**

RECEIVING	NO	YDS	AVG	LG	TD
R. Francis	8	101	12.6	24t	1
S. Cunningham	3	28	9.3	15	0
S. Morgan	2	37	18.5	19	0
A. Johnson	2	16	8.0	11	0
H. Jackson	1	24	24.0	24t	1
Patriots:	**16**	**206**	**12.9**	**24t**	**2**

RECEIVING	NO	YDS	AVG	LG	TD
M. Barber	5	83	16.6	22	2
K. Burrough	3	91	30.3	71t	1
R. Caster	2	12	6.0	7	0
E. Campbell	1	10	10.0	10	0
R. Woods	1	4	4.0	4	0
Houston:	**12**	**200**	**16.7**	**71t**	**3**

INTERCEPTIONS	NO	YDS	AVG	LG	TD
T. Fox	1	0	0.0	0	0
Patriots:	**1**	**0**	**0.0**	**0**	**0**

INTERCEPTIONS	NO	YDS	AVG	LG	TD
M. Reinfeldt	2	27	13.5	27	0
G. Bingham	1	19	19.0	19	0
Houston:	**3**	**46**	**15.3**	**27**	**0**

PUNTING	NO	YDS	AVG	In20	LG
J. Wilson	4	173	43.3	1	55

PUNTING	NO	YDS	AVG	In20	LG
C. Parsley	5	174	34.8	0	47

PUNT RETURN	NO	FC	YDS	AVG	LG	TD
S. Morgan	2	1	6	3.0	6	0
M. Haynes	1	0	0	0.0	0	0
Patriots:	**3**	**1**	**6**	**2.0**	**6**	**0**

PUNT RETURN	NO	FC	YDS	AVG	LG	TD
K. Knoff	2	0	7	3.5	7	0
R. Woods	1	0	-1	-1.0	-1	0
Houston:	**3**	**0**	**6**	**2.0**	**7**	**0**

KICKOFF RET.	NO	YDS	AVG	LG	TD
J. McAlister	3	68	22.7	28	0
R. Clayborn	2	68	34.0	47	0
Patriots:	**5**	**136**	**27.2**	**47**	**0**

KICKOFF RET.	NO	YDS	AVG	LG	TD
J. Dirben	2	37	18.5	22	0
R. Woods	1	16	16.0	16	0
Houston:	**3**	**53**	**17.7**	**22**	**0**

PASSING	A	C	YDS	PCT.	TD	I	LG	S/YD	RATING
T. Owen	22	12	144	54.5	1	1	24t	3/23	71.0
S. Grogan	12	3	38	25.0	0	2	18	1/3	39.6
A. Johson	1	1	24	100.0	1	0	24t	0/0	118.8
Patriots:	**35**	**16**	**206**	**45.7**	**2**	**3**	**24t**	**4/26**	**48.0**

PASSING	A	C	YDS	PCT.	TD	I	LG	S/YD	RATING
D. Pastorini	15	12	200	80.0	3	1	71t	3/30	163.2
Houston:	**15**	**12**	**200**	**80.0**	**3**	**1**	**71t**	**3/30**	**163.2**

TEAM STATISTICS	NE	HOU
TOTAL FIRST DOWNS	**15**	**21**
By Rushing	6	11
By Passing	8	8
By Penalty	1	2
Third Down: Md/Att.	6/13	11/17
Third Down: Eff.	46%	65%
TOTAL NET YARDS	**263**	**344**
Total Offensive Plays	59	72
Average Per Play	4.5	4.8
NET YARDS RUSHING	**83**	**174**
Total Rushing Plays	20	54
Avg. per Rush	4.2	3.2
NET YARDS PASSING	**180**	**170**
Gross Yards Passing	206	200
Att.-Comp.-I	35-16-3	15-12-1
Completion Pct.	45.7	80.0
PUNTS/AVERAGE	**4/43.3**	**5/34.8**
PENALTIES/YARDS	**8/92**	**2/25**
FUMBLES/BALLS LOST	**2/0**	**1/0**
FIELD GOALS	43	**30**

NE PATRIOTS STARTING LINEUP

WR	S. Morgan	DE	M. Lunsford
T	L. Gray	NT	R. Hamilton
G	J. Hannah	DE	R. Bishop
C	B. Lenkaitis	LB	S. Zabel
G	S. Adams	LB	S. Hunt
T	S. Jordan	LB	S. Nelson
TE	R. Francis	LB	R. Shoate
WR	H. Jackson	CB	R. Clayborn
QB	S. Grogan	CB	M. Haynes
RB	A. Johnson	S	T. Fox
FB	S. Cunningham	S	D. Beaudoin

HOUSTON OILERS STARTING LINEUP

WR	K. Burrough	DE	J. Young
T	G. Sampson	NT	C. Culp
G	G. Reihner	DE	E. Bethea
C	C. Mauck	LB	R. Brazile
G	E. Fisher	LB	G. Bingham
T	C. Hayman	LB	S. Kiner
TE	M. Barber	LB	T. Washington
WR	R. Caster	CB	G. Stemrick
QB	D. Pastorini	CB	W. Alexander
RB	E. Campbell	S	B. Currier
FB	T. Wilson	S	M. Reinfeldt

GAME NOTES

- This was the first home playoff game ever played by the Patriots.
- The Patriots finished the 1978 season with an 11-5 record and earned the AFC Eastern Division Championship.
- TE Russ Francis' eight catches are the second highest single game total in team playoff history. (WR Shawn Jefferson recorded nine at Pittsburgh, Jan. 3, 1998)

1982 AFC FIRST ROUND PLAYOFF GAME • MIAMI 28, PATRIOTS 13 • Orange Bowl

January 8, 1983 • Weather: 76 degrees; wind E 8 mph • Attendance - 68,842

	1	2	3	4	OT	F
New England Patriots	**0**	**3**	**3**	**7**	--	**13**
Miami Dolphins	0	14	7	7	--	28

TEAM	Q	PLAY	SCORE Visitor	SCORE Home
NE	2	J.Smith 23 yd field goal	3	0
Miami	2	B.Hardy 2 yd pass from Woodley (von Schamann kick)	3	7
Miami	2	T.Franklin 1 yd run (von Schamann kick)	3	14
NE	3	J.Smith 42 yd field goal	6	14
Miami	3	W.Bennett 2 yd run (von Schamann kick)	6	21
Miami	4	B.Hardy 2 yd pass from Woodley (von Schamann kick)	6	28
NE	4	D.Hasselbeck 22 yd pass from Grogan (Smith kick)	13	28

FINAL INDIVIDUAL STATISTICS

RUSHING	NO	YDS	AVG	LG	TD
M. van Eeghen	9	40	4.4	9	0
T. Collins	7	35	5.0	7	0
M. Tatupu	1	4	4.0	4	0
S. Morgan	1	-2	-2.0	-2	0
Patriots:	**18**	**77**	**4.3**	**9**	**0**

RUSHING	NO	YDS	AVG	LG	TD
A. Franklin	26	112	4.3	12	1
T. Nathan	12	71	5.9	16	0
D. Woodley	1	16	16.0	16	0
W. Bennett	5	10	2.0	3	1
T. Vigorito	1	5	5.0	5	0
Miami:	**45**	**214**	**4.8**	**16**	**2**

RECEIVING	NO	YDS	AVG	LG	TD
D. Hasselbeck	7	87	12.4	22t	1
L. Dawson	4	49	12.3	17	0
T. Collins	1	17	17.0	17	0
K. Toler	1	16	16.0	16	0
P. Brown	1	8	8.0	8	0
A. Johnson	1	7	7.0	7	0
M. van Eeghen	1	5	5.0	5	0
Patriots:	**16**	**189**	**11.8**	**22t**	**1**

RECEIVING	NO	YDS	AVG	LG	TD
T. Nathan	5	68	13.6	26	0
B. Hardy	3	23	7.7	19	2
J. Rose	2	47	23.5	35	0
T. Vigorito	2	40	20.0	23	0
J. Cefalo	2	27	13.5	16	0
D. Harris	1	36	36.0	36	0
R. Diana	1	5	5.0	5	0
Miami:	**16**	**246**	**15.4**	**36**	**2**

INTERCEPTIONS	NO	YDS	AVG	LG	TD
Patriots:	**0**	**0**	**0.0**	**0**	**0**

INTERCEPTIONS	NO	YDS	AVG	LG	TD
D. McNeal	1	16	16.0	16	0
G. Small	1	0	0.0	0	0
F. Walker	0	9	--	9	0
Miami:	**2**	**25**	**12.5**	**16**	**0**

PUNTING	NO	YDS	AVG	In20	LG
R. Camarillo	5	218	43.6	1	58

PUNTING	NO	YDS	AVG	In20	LG
T. Orosz	1	51	51.0	0	51

PUNT RETURN	NO	FC	YDS	AVG	LG	TD
Patriots:	**0**	**0**	**0**	**0.0**	**0**	**0**

PUNT RETURN	NO	FC	YDS	AVG	LG	TD
T. Vigorito	4	0	40	10.0	13	0
Miami:	**4**	**0**	**40**	**10.0**	**13**	**0**

KICKOFF RET.	NO	YDS	AVG	LG	TD
R. Smith	3	54	18.0	20	0
Patriots:	**3**	**54**	**18.0**	**20**	**0**

KICKOFF RET.	NO	YDS	AVG	LG	TD
F. Walker	3	73	24.3	30	0
Miami:	**3**	**73**	**24.3**	**30**	**0**

PASSING	A	C	YDS	PCT.	TD	I	LG	S/YD	RATING
S. Grogan	30	16	189	53.3	1	2	22t	4/29	56.1
Patriots:	**30**	**16**	**189**	**53.3**	**1**	**2**	**22t**	**4/29**	**56.1**

PASSING	A	C	YDS	PCT.	TD	I	LG	S/YD	RATING
D. Woodley	19	16	246	84.2	2	0	36	2/12	161.3
Miami:	**19**	**16**	**246**	**84.2**	**2**	**0**	**36**	**2/12**	**161.3**

TEAM STATISTICS	NE	MIA
TOTAL FIRST DOWNS	**14**	**27**
By Rushing	6	12
By Passing	8	14
By Penalty	0	1
Third Down: Md/Att.	1/9	7/9
Third Down: Eff.	11%	78%
TOTAL NET YARDS	**237**	**448**
Total Offensive Plays	52	66
Average Per Play	4.6	6.8
NET YARDS RUSHING	**77**	**214**
Total Rushing Plays	18	45
Avg. per Rush	4.3	4.8
NET YARDS PASSING	**160**	**234**
Sacked/Yards Lost	4/29	2/12
Gross Yards Passing	189	246
Att.-Comp.-I	30-16-2	19-16-0
Completion Pct.	53.3	84.2
PUNTS/AVERAGE	**5/43.6**	**1/51.0**
PENALTIES/YARDS	**4/27**	**2/15**
FUMBLES/BALLS LOST	**1/1**	**3/3**
FIELD GOALS	**23, 42**	**52**

NE PATRIOTS STARTING LINEUP

WR	S. Morgan	DE	K. Sims
T	B. Holloway	NT	L. Williams
G	J. Hannah	DE	J. Adams
C	P. Brock	LB	L. McGrew
G	R. Wooten	LB	S. Nelson
T	S. Jordan	LB	C. Weishuhn
TE	D. Hasselbeck	LB	D. Blackmon
WR	P. Brown	CB	M. Haynes
QB	S. Grogan	CB	R. Clayborn
FB	M. van Eeghen	S	K. Lee
TE	L. Dawson	S	R. Sanford

MIAMI DOLPHINS STARTING LINEUP

TE	R. Lee	DE	K. Bokamper
T	J. Giesler	NT	B. Baumhower
G	B. Kuechenberg	DE	D. Betters
C	D. Stephenson	LB	B. Brudzinski
G	J. Toews	LB	A. Duhe
T	E. Laakso	LB	E. Rhone
TE	B. Hardy	LB	L. Gordon
WR	J. Cefalo	CB	G. Small
QB	D. Woodley	CB	D. McNeal
RB	T. Vigorito	S	G. Blackwood
FB	T. Franklin	S	L. Blackwood

GAME NOTES

- This was the first of three meetings between the Patriots and the Dolphins in the playoffs. They also met in the 1985 AFC Championship game and the 1997 Wild Card game.
- The Patriots finished the strike shortened season 5-4 and in seventh place in the AFC.

Playoff Game-by-Games

1985 AFC WILD CARD • NEW ENGLAND 26, NY JETS 14 • Meadowlands Stadium

December 28, 1985 • Weather: 33 degrees; wind SW 15-30 mph • Attendance - 70,958

	1	2	3	4	OT	F
New England Patriots	**3**	**10**	**10**	**3**	--	**26**
New York Jets	0	7	7	0	--	14

TEAM	Q	PLAY	SCORE Visitor	SCORE Home
NE	1	T.Franklin 33 yd field goal	3	0
New York	2	J.Hector 11 yd pass from O'Brien (Leahy kick)	3	7
NE	2	T.Franklin 41 yd field goal	6	7
NE	2	S.Morgan 36 yd pass from Eason (Franklin kick)	13	7
NE	3	T.Franklin 20 yd field goal	16	7
NE	3	J.Rembert 15 yd fumble return (Franklin kick)	23	7
New York	3	M.Shuler 12 yd pass from Ryan (Leahy kick)	23	14
NE	4	T.Franklin 26 yd field goal	26	14

FINAL INDIVIDUAL STATISTICS

RUSHING	NO	YDS	AVG	LG	TD
C. James	22	49	2.2	12	0
T. Collins	11	36	3.3	8	0
T. Eason	6	14	2.3	12	0
Patriots:	**39**	**99**	**2.5**	**12**	**0**

RUSHING	NO	YDS	AVG	LG	TD
F. McNeil	16	41	2.6	7	0
J. Hector	4	13	3.3	7	0
K. O'Brien	1	4	4.0	4	0
NY Jets:	**21**	**58**	**2.8**	**7**	**0**

RECEIVING	NO	YDS	AVG	LG	TD
S. Morgan	4	62	15.5	36t	1
I. Fryar	2	47	23.5	39	0
C. James	2	36	18.0	24	0
L. Dawson	2	20	10.0	12	0
T. Collins	2	14	7.0	11	0
Patriots:	**12**	**179**	**14.9**	**39**	**1**

RECEIVING	NO	YDS	AVG	LG	TD
A. Toon	9	93	10.3	16	0
M. Shuler	5	53	10.6	21	1
W. Walker	4	54	13.5	24	0
F. McNeil	3	13	4.3	5	0
J. Hector	1	11	11.0	11t	1
R. Klever	1	9	9.0	9	0
NY Jets:	**23**	**233**	**10.1**	**24**	**2**

INTERCEPTIONS	NO	YDS	AVG	LG	TD
F. Marion	1	26	26.0	26	0
G. Veris	1	18	18.0	18	0
Patriots:	**2**	**44**	**22.0**	**26**	**0**

INTERCEPTIONS	NO	YDS	AVG	LG	TD
NY Jets:	**0**	**0**	**0.0**	**0**	**0**

PUNTING	NO	YDS	AVG	In20	LG
R. Camarillo	5	200	40.0	1	54

PUNTING	NO	YDS	AVG	In20	LG
D. Jennings	5	192	38.4	1	49

PUNT RETURN	NO	FC	YDS	AVG	LG	TD
I. Fryar	4	0	12	3.0	8	0
Patriots:	**4**	**0**	**12**	**3.0**	**8**	**0**

PUNT RETURN	NO	FC	YDS	AVG	LG	TD
K. Sohn	1	1	3	3.0	3	0
NY Jets:	**1**	**1**	**3**	**3.0**	**3**	**0**

KICKOFF RET.	NO	YDS	AVG	LG	TD
S. Starring	1	19	19.0	19	0
C. Jones	1	11	11.0	11	0
Patriots:	**2**	**30**	**15.0**	**19**	**0**

KICKOFF RET.	NO	YDS	AVG	LG	TD
J. Hector	6	115	19.2	33	0
B. Humphery	1	50	50.0	50	0
NY Jets:	**7**	**165**	**23.6**	**50**	**0**

PASSING	A	C	YDS	PCT.	TD	I	LG	S/YD	RATING
T. Eason	16	12	179	75.0	1	0	39	3/20	132.0
Patriots:	**16**	**12**	**179**	**75.0**	**1**	**0**	**39**	**3/20**	**132.0**

PASSING	A	C	YDS	PCT.	TD	I	LG	S/YD	RATING
K. O'Brien	17	13	149	76.5	1	1	24	2/21	97.4
P. Ryan	17	10	84	58.8	1	1	13	3/30	66.8
NY Jets:	**34**	**23**	**233**	**67.6**	**2**	**2**	**24**	**5/51**	**82.1**

TEAM STATISTICS	NE	NYJ
TOTAL FIRST DOWNS	**12**	**15**
By Rushing	5	3
By Passing	6	12
By Penalty	1	0
Third Down: Md/Att.	3/14	5/13
Third Down: Eff.	21%	38%
TOTAL NET YARDS	**258**	**240**
Total Offensive Plays	58	60
Average Per Play	4.4	4.0
NET YARDS RUSHING	**99**	**58**
Total Rushing Plays	39	21
Avg. per Rush	2.5	2.8
NET YARDS PASSING	**159**	**182**
Sacked/Yards Lost	3/20	5/51
Gross Yards Passing	179	233
Att.-Comp.-I	16-12-0	34-23-2
Completion Pct.	75.0	67.6
PUNTS/AVERAGE	**5/40.0**	**5/38.4**
PENALTIES/YARDS	**1/10**	**6/48**
FUMBLES/BALLS LOST	**2/0**	**3/2**
FIELD GOALS	**33, 41, 20**, 41, **26**	None

NE PATRIOTS STARTING LINEUP

WR	S. Morgan	DE	G. Veris
T	B. Holloway	NT	L. Williams
G	J. Hannah	DE	J. Adams
C	P. Brock	LB	A. Tippett
G	R. Wooten	LB	S. Nelson
T	S. Moore	LB	L. McGrew
TE	L. Dawson	LB	D. Blackmon
WR	I. Fryar	CB	R. Lippett
QB	T. Eason	CB	R. Clayborn
RB	T. Collins	S	R. James
FB	C. James	S	F. Marion

NY JETS STARTING LINEUP

TE	A. Toon	DE	M. Gastineau
T	R. McElroy	DT	J. Klecko
G	J. Sweeney	DT	B. Bennett
C	J. Fields	DE	M. Lyons
G	D. Alexander	LB	K. Clifton
T	M. Powell	LB	L. Mehl
TE	M. Shuler	LB	B. Crable
WR	W. Walker	CB	J. Lynn
QB	K. O'Brien	CB	R. Carter
RB	F. McNeil	S	K. Springs
FB	R. Klever	S	H. Hamilton

GAME NOTES

- DE Garin Veris recorded three sacks and an interception against the Jets. His three sacks rank as the best single-game total in Patriots' playoff history.
- K Tony Franklin converted four of five field goals against the Jets. Each are Patriots' single-game playoff records (tied with Gino Cappelletti).

Playoff Game-by-Games

1985 AFC DIVISIONAL • NEW ENGLAND 27, L.A. Raiders 20 • L.A. Coliseum

January 5, 1986 • Weather: 67 degrees; wind E 5 mph • Attendance - 88,936

	1	2	3	4	OT	F
New England Patriots	**7**	**10**	**10**	**0**	--	**27**
Los Angeles Raiders	3	17	0	0	--	20

TEAM	Q	PLAY	SCORE Visitor	SCORE Home
NE	1	L.Dawson 13 yd pass from Eason (Franklin kick)	7	0
Los Angeles	1	C.Bahr 29 yd field goal	7	3
Los Angeles	2	J.Hester 16 yd pass from Wilson (Bahr kick)	7	10
Los Angeles	2	M.Allen 11 yd run (Bahr kick)	7	17
NE	2	C.James 2 yd run (Franklin kick)	14	17
NE	2	T.Franklin 45 yd field goal	17	17
Los Angeles	2	C.Bahr 32 yd field goal	17	20
NE	3	T.Franklin 32 yd field goal	20	20
NE	3	J.Bowman fumble rec. for TD (Franklin kick)	27	20

FINAL INDIVIDUAL STATISTICS

RUSHING	NO	YDS	AVG	LG	TD
C. James	23	104	4.5	16	1
T. Collins	9	18	2.0	7	0
R. Weathers	9	18	2.0	5	0
M. Tatupu	4	17	4.3	22	0
I. Fryar	1	3	3.0	3	0
T. Eason	3	-4	-1.3	0	0
Patriots:	**49**	**156**	**3.2**	**22**	**1**

RUSHING	NO	YDS	AVG	LG	TD
M. Allen	22	121	5.5	17	1
F. Hawkins	4	33	8.3	23	0
M. Wilson	1	9	9.0	9	0
LA Raiders:	**27**	**163**	**6.0**	**7**	**1**

RECEIVING	NO	YDS	AVG	LG	TD
C. James	3	48	16.0	24	0
D. Ramsey	2	34	17.0	29	0
S. Morgan	1	22	22.0	22	0
L. Dawson	1	13	13.0	13t	1
T. Collins	1	8	8.0	8	0
Patriots:	**8**	**125**	**15.6**	**29**	**1**

RECEIVING	NO	YDS	AVG	LG	TD
T. Christensen	4	78	19.5	31	0
D. Williams	3	33	11.0	14	0
M. Allen	3	8	2.7	6	0
J. Hester	1	16	16.0	16t	1
LA Raiders:	**11**	**135**	**12.3**	**31**	**1**

INTERCEPTIONS	NO	YDS	AVG	LG	TD
R. Lippett	2	1	0.5	1	0
F. Marion	1	22	22.0	22	0
Patriots:	**3**	**23**	**7.7**	**22**	**0**

INTERCEPTIONS	NO	YDS	AVG	LG	TD
LA Raiders:	**0**	**0**	**0.0**	**0**	**0**

PUNTING	NO	YDS	AVG	In20	LG
R. Camarillo	5	225	45.0	0	50

PUNTING	NO	YDS	AVG	In20	LG
R. Guy	2	68	34.0	1	35

PUNT RETURN	NO	FC	YDS	AVG	LG	TD
F. Marion	0	1	0	0.0	0	0
Patriots:	**0**	**1**	**0**	**0.0**	**0**	**0**

PUNT RETURN	NO	FC	YDS	AVG	LG	TD
F. Walker	4	0	36	9.0	16	0
LA Raiders:	**4**	**0**	**36**	**9.0**	**16**	**0**

KICKOFF RET.	NO	YDS	AVG	LG	TD
S. Starring	2	45	22.5	24	0
C. Jones	2	9	4.5	8	0
Patriots:	**4**	**54**	**13.5**	**24**	**0**

KICKOFF RET.	NO	YDS	AVG	LG	TD
F. Walker	3	59	19.7	36	0
S. Seale	2	7	3.5	7	0
LA Raiders:	**5**	**66**	**13.2**	**36**	**0**

PASSING	A	C	YDS	PCT.	TD	I	LG	S/YD	RATING
T. Eason	14	7	117	50.0	1	0	29	3/27	102.4
C. James	1	1	8	100.0	0	0	8	0/0	118.8
Patriots:	**15**	**8**	**125**	**53.3**	**1**	**0**	**29**	**3/27**	**103.5**

PASSING	A	C	YDS	PCT.	TD	I	LG	S/YD	RATING
M. Wilson	27	11	135	40.7	1	3	31	2/11	22.9
LA Raiders:	**27**	**11**	**135**	**40.7**	**1**	**3**	**31**	**2/11**	**22.9**

TEAM STATISTICS	NE	LAR
TOTAL FIRST DOWNS	**15**	**17**
By Rushing	9	11
By Passing	5	6
By Penalty	1	0
Third Down: Md/Att.	8/16	3/9
Third Down: Eff.	50%	33%
TOTAL NET YARDS	**254**	**298**
Total Offensive Plays	67	56
Average Per Play	3.8	5.3
NET YARDS RUSHING	**156**	**163**
Total Rushing Plays	49	27
Avg. per Rush	3.2	6.0
NET YARDS PASSING	**98**	**124**
Sacked/Yards Lost	3/27	2/11
Gross Yards Passing	125	135
Att.-Comp.-I	15-8-0	27-11-3
Completion Pct.	53.3	40.7
PUNTS/AVERAGE	**5/45.0**	**2/34.0**
PENALTIES/YARDS	**6/45**	**6/53**
FUMBLES/BALLS LOST	**3/2**	**5/3**
FIELD GOALS	**45, 32**	**29**, 44, **32**

NE PATRIOTS STARTING LINEUP

WR	S. Morgan	DE	G. Veris
T	B. Holloway	NT	L. Williams
G	J. Hannah	DE	J. Adams
C	P. Brock	LB	A. Tippett
G	R. Wooten	LB	S. Nelson
T	S. Moore	LB	L. McGrew
TE	L. Dawson	LB	D. Blackmon
WR	I. Fryar	CB	R. Lippett
QB	T. Eason	CB	R. Clayborn
RB	T. Collins	S	R. James
FB	C. James	S	F. Marion

LA RAIDERS STARTING LINEUP

TE	J. Hester	DE	H. Long
T	B. Davis	DT	B. Pickel
G	C. Hannah	DE	S. Jones
C	D. Mosebar	LB	B. Van Pelt
G	M. Marvin	LB	M. Millen
T	H. Lawrence	LB	R. McKenzie
TE	T. Christensen	LB	R. Martin
WR	D. Williams	CB	L. Hayes
QB	M. Wilson	CB	M. Haynes
RB	F. Hawkins	S	S. Toran
RB	M. Allen	S	V. McElroy

GAME NOTES

- The Patriots defense forced six turnovers, three interceptions and three fumble recoveries. New England scored 20 of it's 27 points off of turnovers.
- Patriots CB Ronnie Lippett became only the third Patriot to record two interceptions in a single game.

1985 AFC CHAMPIONSHIP • NEW ENGLAND 31, MIAMI 14 • Orange Bowl

January 12, 1986 • Weather: 64 degrees; wind NE 7 mph • Attendance - 74,978

	1	2	3	4	OT	F
New England Patriots	**3**	**14**	**7**	**7**	--	**31**
Miami Dolphins	0	7	0	7	--	14

TEAM	Q	PLAY	SCORE Visitor	SCORE Home
NE	1	T.Franklin 23 yd field goal	3	0
Miami	2	D.Johnson 10 yd pass from Marino (Reveiz kick)	3	7
NE	2	T.Collins 4 yd pass from Eason (Franklin kick)	10	7
NE	2	D.Ramsey 1 yd pass from Eason (Franklin kick)	17	7
NE	3	R.Weathers 2 yd pass from Eason (Franklin kick)	24	7
Miami	4	T.Nathan 10 yd pass from Marino (Reviez kick)	24	14
NE	4	M.Tatupu 1 yd run (Franklin kick)	31	14

FINAL INDIVIDUAL STATISTICS

RUSHING	NO	YDS	AVG	LG	TD
C. James	22	105	4.8	13	0
R. Weathers	16	87	5.4	45	0
T. Collins	12	61	5.1	14	0
M. Tatupu	6	9	1.5	2	1
T. Eason	3	-7	-2.3	-2	0
Patriots:	**59**	**255**	**4.3**	**45**	**1**

RUSHING	NO	YDS	AVG	LG	TD
J. Carter	6	56	9.3	19	0
R. Davenport	3	6	2.0	3	0
T. Nathan	2	4	2.0	2	0
W. Bennett	1	2	2.0	2	0
D. Marino	1	0	0.0	0	0
Miami:	**13**	**68**	**5.2**	**19**	**0**

RECEIVING	NO	YDS	AVG	LG	TD
D. Ramsey	3	18	6.0	15	1
T. Collins	3	15	5.0	9	1
S. Morgan	2	30	15.0	18	0
M. Tatupu	1	6	6.0	6	0
R. Weathers	1	2	2.0	2t	1
Patriots:	**10**	**71**	**7.1**	**18**	**3**

RECEIVING	NO	YDS	AVG	LG	TD
T. Nathan	5	57	11.4	20	1
B. Hardy	3	52	17.3	29	0
M. Duper	3	45	15.0	18	0
M. Clayton	3	41	13.7	16	0
R. Davenport	3	23	7.7	9	0
D. Johnson	1	10	10.0	10t	1
N. Moore	1	10	10.0	10	0
J. Rose	1	10	10.0	10	0
Miami:	**20**	**248**	**12.4**	**29**	**2**

INTERCEPTIONS	NO	YDS	AVG	LG	TD
F. Marion	1	21	21.0	21	0
R. Clayborn	1	0	0.0	0	0
Patriots:	**2**	**21**	**10.5**	**21**	**0**

INTERCEPTIONS	NO	YDS	AVG	LG	TD
Miami:	**0**	**0**	**0.0**	**0**	**0**

PUNTING	NO	YDS	AVG	In20	LG
R. Camarillo	5	201	40.2	2	49

PUNTING	NO	YDS	AVG	In20	LG
R. Roby	4	165	41.3	1	49

PUNT RETURN	NO	FC	YDS	AVG	LG	TD
R. James	2	2	2	1.0	2	0
Patriots:	**2**	**2**	**2**	**1.0**	**2**	**0**

PUNT RETURN	NO	FC	YDS	AVG	LG	TD
T. Vigorito	1	1	8	8.0	8	0
Miami:	**1**	**1**	**8**	**8.0**	**8**	**0**

KICKOFF RET.	NO	YDS	AVG	LG	TD
S. Starring	3	67	22.3	37	0
Patriots:	**3**	**67**	**22.3**	**37**	**0**

KICKOFF RET.	NO	YDS	AVG	LG	TD
L. Hampton	6	91	15.2	23	0
Miami:	**6**	**91**	**15.2**	**23**	**0**

PASSING	A	C	YDS	PCT.	TD	I	LG	S/YD	RATING
T. Eason	12	10	71	83.3	3	0	18	0/0	179.5
Patriots:	**12**	**10**	**71**	**83.3**	**3**	**0**	**18**	**0/0**	**179.5**

PASSING	A	C	YDS	PCT.	TD	I	LG	S/YD	RATING
D. Marino	48	20	248	41.7	2	2	29	1/14	54.9
Miami:	**48**	**20**	**248**	**41.7**	**2**	**3**	**29**	**1/14**	**54.9**

TEAM STATISTICS	NE	MIA
TOTAL FIRST DOWNS	**21**	**18**
By Rushing	15	3
By Passing	6	15
By Penalty	0	0
Third Down: Md/Att.	7/16	3/10
Third Down: Eff.	44%	30%
TOTAL NET YARDS	**326**	**302**
Total Offensive Plays	71	62
Average Per Play	4.6	4.9
NET YARDS RUSHING	**255**	**68**
Total Rushing Plays	59	13
Avg. per Rush	4.3	5.2
NET YARDS PASSING	**71**	**248**
Sacked/Yards Lost	0/0	1/14
Gross Yards Passing	71	234
Att.-Comp.-I	12-10-0	48-20-2
Completion Pct.	83.3	41.7
PUNTS/AVERAGE	**5/40.2**	**4/41.3**
PENALTIES/YARDS	**2/15**	**4/35**
FUMBLES/BALLS LOST	**2/2**	**5/4**
FIELD GOALS	**23**, 41	31

NE PATRIOTS STARTING LINEUP

WR	S. Morgan	DE	G. Veris
T	B. Holloway	NT	L. Williams
G	J. Hannah	DE	J. Adams
C	P. Brock	LB	A. Tippett
G	R. Wooten	LB	S. Nelson
T	S. Moore	LB	L. McGrew
TE	L. Dawson	LB	D. Blackmon
WR	S. Starring	CB	R. Lippett
QB	T. Eason	CB	R. Clayborn
RB	T. Collins	S	R. James
FB	C. James	S	F. Marion

MIAMI DOLPHINS STARTING LINEUP

TE	M. Duper	DE	D. Betters
T	J. Giesler	DT	M. Charles
G	R. Foster	DE	K. Bokamper
C	D. Stephenson	LB	B. Brudzinski
G	S. Clark	LB	J. Brophy
T	R. Lee	LB	J. Shipp
TE	B. Hardy	LB	H. Green
WR	M. Clayton	CB	P. Lankford
WR	N. Moore	CB	W. Judson
QB	Dan Marino	S	G. Blackwood
RB	T. Nathan	S	B. Brown

GAME NOTES

- The Patriots became the first team to ever reach the Super Bowl by winning three games on the road.
- The 31 points scored by the Patriots are a team playoff record.
- Patriots RB Craig James rushed for 105 yards on 22 carries, becoming the only Patriot to ever eclipse the 100-yard mark in consecutive games.

Playoff Game-by-Games

SUPER BOWL XX • CHICAGO 46, NEW ENGLAND 10 • Superdome

January 26, 1986 • Weather: Indoors • Attendance - 73,818

	1	2	3	4	OT	F
Chicago Bears	13	10	21	2	--	46
New England Patriots	**3**	**0**	**0**	**7**	--	**10**

TEAM	Q	PLAY	SCORE Visitor	SCORE Home
NE	1	T.Franklin 36 yd field goal	0	3
Chicago	1	K.Butler 28 yd field goal	3	3
Chicago	1	K.Butler 24 yd field goal	6	3
Chicago	1	M.Suhey 11 yd run (Butler kick)	13	3
Chicago	2	J.McMahon 2 yd run (Butler kick)	20	3
Chicago	2	K.Butler 24 yd field goal	23	3
Chicago	3	J.McMahon 1 yd run (Butler kick)	30	3
Chicago	3	R.Phillips 28 yd interception return (Butler kick)	37	3
Chicago	3	W.Perry 1 yd run (Butler kick)	44	3
NE	4	I.Fryar 8 yd pass from Grogan (Franklin kick)	44	10
Chicago	4	Safety, Grogan tackled by Waechter in end zone	46	10

FINAL INDIVIDUAL STATISTICS

RUSHING	NO	YDS	AVG	LG	TD
T. Collins	3	4	1.3	3	0
R. Weathers	1	3	3.0	3	0
S. Grogan	1	3	3.0	3	0
C. James	5	1	0.2	3	0
G. Hawthorne	1	-4	-4.0	-4	0
Patriots:	**11**	**7**	**0.6**	**3**	**0**

RUSHING	NO	YDS	AVG	LG	TD
W. Payton	22	61	2.8	7	0
M. Suhey	11	52	4.7	11	1
T. Sanders	4	15	3.8	10	0
D. Gentry	3	15	5.0	8	0
J. McMahon	5	14	2.8	7	2
C. Thomas	2	8	4.0	7	0
W. Perry	1	1	1.0	1t	1
S. Fuller	1	1	1.0	1	0
Chicago:	**49**	**167**	**3.4**	**11**	**4**

RECEIVING	NO	YDS	AVG	LG	TD
S. Morgan	7	70	10.0	19	0
S. Starring	2	39	19.5	24	0
I. Fryar	2	24	12.0	16	1
T. Collins	2	19	9.5	11	0
D. Ramsey	2	16	8.0	11	0
C. James	1	6	6.0	6	0
R. Weathers	1	3	3.0	3	0
Patriots:	**17**	**177**	**10.4**	**24**	**1**

RECEIVING	NO	YDS	AVG	LG	TD
W. Gault	4	129	32.3	60	0
D. Gentry	2	41	20.5	27	0
K. Margerum	2	36	18.0	29	0
E. Moorehead	2	22	11.0	14	0
M. Suhey	1	24	24.0	24	0
C. Thomas	1	4	4.0	4	0
Chicago:	**12**	**256**	**21.3**	**60**	**0**

INTERCEPTIONS	NO	YDS	AVG	LG	TD
Patriots:	**0**	**0**	**0.0**	**0**	**0**

INTERCEPTIONS	NO	YDS	AVG	LG	TD
R. Phillips	1	28	28.0	28t	1
J. Morrissey	1	47	47.0	47	0
Chicago:	**2**	**75**	**37.5**	**47**	**1**

PUNTING	NO	YDS	AVG	In20	LG
R. Camarillo	6	263	43.8	1	62

PUNTING	NO	YDS	AVG	In20	LG
M. Buford	4	173	43.3	1	52

PUNT RETURN	NO	FC	YDS	AVG	LG	TD
I. Fryar	2	0	22	11.0	12	0
Patriots:	**2**	**0**	**22**	**11.0**	**12**	**0**

PUNT RETURN	NO	FC	YDS	AVG	LG	TD
K. Ortego	2	1	20	10.0	12	0
Chicago:	**2**	**1**	**20**	**10.0**	**12**	**0**

KICKOFF RET.	NO	YDS	AVG	LG	TD
S. Starring	7	153	21.9	36	0
Patriots:	**7**	**153**	**21.9**	**36**	**0**

KICKOFF RET.	NO	YDS	AVG	LG	TD
W. Gault	4	49	12.3	18	0
Chicago:	**4**	**49**	**12.3**	**18**	**0**

PASSING	A	C	YDS	PCT.	TD	I	LG	S/YD	RATING
S. Grogan	30	17	177	56.7	1	2	24	4/33	57.2
T. Eason	6	0	0	0.0	0	0	0	3/28	39.6
Patriots:	**36**	**17**	**177**	**47.2**	**1**	**2**	**24**	**7/61**	**48.0**

PASSING	A	C	YDS	PCT.	TD	I	LG	S/YD	RATING
J. McMahon	20	12	256	60.0	0	0	60	1/3	105.4
W. Fuller	4	0	0	0.0	0	0	0	1/11	39.6
W. Perry	0	0	0	0.0	0	0	0	1/1	--
Chicago:	**24**	**12**	**256**	**50.0**	**0**	**0**	**60**	**3/15**	**88.2**

TEAM STATISTICS	NE	CHI
TOTAL FIRST DOWNS	**12**	**23**
By Rushing	1	13
By Passing	10	9
By Penalty	1	1
Third Down: Md/Att.	1/10	7/14
Third Down: Eff.	10%	50%
TOTAL NET YARDS	**123**	**408**
Total Offensive Plays	54	76
Average Per Play	2.3	5.4
NET YARDS RUSHING	**7**	**167**
Total Rushing Plays	11	49
Avg. per Rush	0.6	3.4
NET YARDS PASSING	**116**	**241**
Sacked/Yards Lost	7/61	3/15
Gross Yards Passing	177	256
Att.-Comp.-I	36-17-2	24-12-0
Completion Pct.	47.2	50.0
PUNTS/AVERAGE	**6/43.8**	**4/43.3**
PENALTIES/YARDS	**5/35**	**7/40**
FUMBLES/BALLS LOST	**4/4**	**3/2**
FIELD GOALS	**36**	**28,24,24**

NE PATRIOTS STARTING LINEUP

WR	S. Morgan	DE	G. Veris
T	B. Holloway	NT	L. Williams
G	J. Hannah	DE	J. Adams
C	P. Brock	LB	A. Tippett
G	R. Wooten	LB	S. Nelson
T	S. Moore	LB	L. McGrew
TE	L. Dawson	LB	D. Blackmon
WR	S. Starring	CB	R. Lippett
QB	T. Eason	CB	R. Clayborn
RB	T. Collins	S	R. James
FB	C. James	S	F. Marion

CHICAGO BEARS STARTING LINEUP

WR	W. Gault	DE	D. Hampton
T	J. Covert	DL	S. McMichael
G	M. Bortz	DL	W. Perry
C	J. Hilgenberg	DE	R. Dent
G	T. Thayer	LB	O. Wilson
T	K. VanHorne	LB	M. Singletary
TE	E. Moorehead	LB	W. Marshall
WR	D. McKinnon	CB	M. Richardson
QB	J. McMahon	CB	L. Frazier
RB	W. Payton	S	D. Duerson
FB	M. Suhey	S	G. Fencik

GAME NOTES

- This game marked the second of four championship games involving the Patriots. (1963 AFC Championship, Super Bowl XXXI following 1996 and Super Bowl XXXVI following 2001).
- New England scored the quickest points in Super Bowl history when K Tony Franklin booted a 36-yard field goal 1:19 into the contest.

PLAYOFF GAME-BY-GAMES

1986 AFC DIVISIONAL • DENVER 22, NEW ENGLAND 17 • Mile High Stadium

January 4, 1987 • Weather: 65 degrees; wind S 9 mph • Attendance - 76,105

	1	2	3	4	OT	F
New England Patriots	**0**	**10**	**7**	**0**	--	**17**
Denver Broncos	3	7	10	2	--	22

TEAM	Q	PLAY	SCORE Visitor	SCORE Home
Denver	1	R.Karlis 27 yd field goal	0	3
NE	2	S.Morgan 19 yd pass from Eason (Franklin kick)	7	3
Denver	2	J.Elway 22 yd run (Karlis kick)	7	10
NE	2	T.Franklin 38 yd field goal	10	10
Denver	3	R.Karlis 22 yd field goal	10	13
NE	3	S.Morgan 45 yd pass from Eason (Franklin kick)	17	13
Denver	3	V.Johnson 48 yd pass (Karlis kick)	17	20
Denver	4	safety, Eason tackled by Jones	17	22

FINAL INDIVIDUAL STATISTICS

RUSHING	NO	YDS	AVG	LG	TD
T. Collins	5	46	9.2	23	0
C. James	10	31	3.1	17	0
T. Eason	2	23	11.5	13	0
R. Dupard	5	18	3.6	8	0
G. Hawthorne	1	5	5.0	5	0
I. Fryar	1	-2	-2.0	-2	0
Patriots:	**24**	**121**	**5.0**	**23**	**0**

RUSHING	NO	YDS	AVG	LG	TD
S. Winder	19	102	5.4	16	0
G. Lang	11	44	4.0	14	0
J. Elway	5	18	3.6	22t	1
K. Bell	2	12	6.0	8	0
S. Sewell	2	8	4.0	8	0
G. Willhite	3	4	1.3	3	0
Denver:	**42**	**188**	**4.5**	**22t**	**1**

RECEIVING	NO	YDS	AVG	LG	TD
T. Collins	4	46	11.5	20	0
S. Morgan	3	100	33.3	45t	2
G. Baty	3	31	10.3	13	0
I. Fryar	2	11	5.5	7	0
G. Hawthorne	1	6	6.0	6	0
Patriots:	**13**	**194**	**14.9**	**45t**	**2**

RECEIVING	NO	YDS	AVG	LG	TD
V. Johnson	4	89	22.3	48t	1
S. Sewell	3	41	13.7	39	0
O. Mobley	2	69	34.5	49	0
S. Watson	1	21	21.0	21	0
B. Micho	1	20	20.0	20	0
S. Winder	1	16	16.0	16	0
G. Lang	1	1	1.0	1	0
Denver:	**13**	**257**	**21.3**	**49**	**1**

INTERCEPTIONS	NO	YDS	AVG	LG	TD
R. McSwain	1	2	2.0	2	0
J. Rembert	1	0	0.0	0	0
Patriots:	**2**	**2**	**1.0**	**2**	**0**

INTERCEPTIONS	NO	YDS	AVG	LG	TD
Denver:	**0**	**0**	**0.0**	**0**	**0**

PUNTING	NO	YDS	AVG	In20	LG
R. Camarillo	9	452	50.2	0	60

PUNTING	NO	YDS	AVG	In20	LG
M. Horan	5	245	49.0	3	54
J. Elway	1	31	31.0	1	31
Denver:	**6**	**276**	**46.0**	**4**	**54**

PUNT RETURN	NO	FC	YDS	AVG	LG	TD
I. Fryar	2	0	13	6.5	9	0
Patriots:	**2**	**0**	**13**	**6.5**	**9**	**0**

PUNT RETURN	NO	FC	YDS	AVG	LG	TD
V. Johnson	3	0	26	8.7	13	0
G. Willhite	1	1	9	9.0	9	0
Denver:	**4**	**1**	**35**	**8.8**	**13**	**0**

KICKOFF RET.	NO	YDS	AVG	LG	TD
S. Starring	2	31	15.5	21	0
Patriots:	**2**	**31**	**15.5**	**21**	**0**

KICKOFF RET.	NO	YDS	AVG	LG	TD
K. Bell	3	63	21.0	35	0
G. Lang	1	21	21.0	21	0
Denver:	**4**	**84**	**21.0**	**35**	**0**

PASSING	A	C	YDS	PCT.	TD	I	LG	S/YD	RATING
T. Eason	24	13	194	54.2	2	0	45t	6/44	108.7
Patriots:	**24**	**13**	**194**	**54.2**	**2**	**0**	**45t**	**6/44**	**108.7**

PASSING	A	C	YDS	PCT.	TD	I	LG	S/YD	RATING
J. Elway	32	13	257	40.6	1	2	49	1/4	53.8
Broncos:	**32**	**13**	**257**	**40.6**	**1**	**2**	**49**	**1/4**	**53.8**

TEAM STATISTICS	NE	DEN
TOTAL FIRST DOWNS	**12**	**23**
By Rushing	6	12
By Passing	6	9
By Penalty	0	2
Third Down: Md/Att.	2/12	5/15
Third Down: Eff.	17%	33%
TOTAL NET YARDS	**271**	**441**
Total Offensive Plays	54	75
Average Per Play	5.0	5.9
NET YARDS RUSHING	**121**	**188**
Total Rushing Plays	24	42
Avg. per Rush	5.0	4.5
NET YARDS PASSING	**150**	**253**
Sacked/Yards Lost	6/44	1/4
Gross Yards Passing	194	257
Att.-Comp.-I	24-13-0	32-13-2
Completion Pct.	51.2	40.6
PUNTS/AVERAGE	**9/50.2**	**6/46.0**
PENALTIES/YARDS	**5/45**	**3/20**
FUMBLES/BALLS LOST	**1/0**	**0/0**
FIELD GOALS	**38**	**27,22**

NE PATRIOTS STARTING LINEUP

WR	S. Morgan	DE	G. Veris
T	B. Holloway	NT	T. Williams
G	P. Fairchild	DE	B. Williams
C	P. Brock	LB	A. Tippett
G	R. Wooten	LB	J. Rembert
T	D. Haley	LB	L. McGrew
TE	G. Baty	LB	D. Blackmon
WR	I. Fryar	CB	E. Gibson
QB	T. Eason	CB	R. Clayborn
RB	T. Collins	S	R. James
FB	M. Tatupu	S	F. Marion

DENVER BRONCOS STARTING LINEUP

WR	V. Johnson	DE	R. Jones
T	D. Studdard	DL	G. Kragen
G	K. Bishop	DE	A. Townsend
C	B. Bryan	LB	J. Ryan
G	P. Howard	LB	K. Mecklenburg
T	K. Lanier	LB	R. Hunley
TE	J. Hackett	LB	T. Jackson
WR	S. Watson	CB	L. Wright
QB	J. Elway	CB	M. Harden
RB	S. Winder	S	S. Foley
FB	O. Mobley	S	R. Robbins

GAME NOTES

- Patriots WR Stanley Morgan recorded three catches for 100 yards and two touchdowns. It was only the second two touchdown performance in Patriots playoff history (Larry Garron, Dec. 28, 1963).
- Patriots QB Tony Eason earned a quarterback rating of 108.7 against the Broncos. It was his fourth rating over 100.0 in his five playoff games.

PLAYOFF GAME-BY-GAMES

1994 AFC WILD CARD • CLEVELAND 20, NEW ENGLAND 13 • Cleveland Stadium

January 1, 1995 • Weather: 35 degrees; wind NW 15 mph • Attendance - 77,452

	1	2	3	4	OT	F
New England Patriots	**0**	**10**	**0**	**3**	--	**13**
Cleveland Browns	3	7	7	3	--	20

TEAM	Q	PLAY	SCORE Visitor	SCORE Home
Cleveland	1	M.Stover 30 yd field goal	0	3
NE	2	L.Thompson 13 yd pass from Bledsoe (Bahr kick)	7	3
Cleveland	2	M.Carrier 13 yd pass from Testaverde (Stover kick)	7	10
NE	2	M.Bahr 23 yd field goal	10	10
Cleveland	3	L.Hoard 10 yd run (Stover kick)	10	17
Cleveland	4	M.Stover 21 yd field goal	10	20
NE	4	M.Bahr 33 yd field goal	13	20

FINAL INDIVIDUAL STATISTICS

RUSHING	NO	YDS	AVG	LG	TD
C. Croom	9	35	3.9	13	0
L. Thompson	4	16	4.0	8	0
K. Turner	1	4	4.0	4	0
D. Bledsoe	2	2	1.0	3	0
Patriots:	**16**	**57**	**3.6**	**13**	**0**

RUSHING	NO	YDS	AVG	LG	TD
L. Hoard	17	66	3.9	10t	1
E. Byner	10	30	3.0	5	0
V. Testaverde	5	19	3.8	9	0
E. Metcalf	2	10	5.0	7	0
Cleveland:	**34**	**125**	**3.7**	**10t**	**1**

RECEIVING	NO	YDS	AVG	LG	TD
V. Brisby	6	83	13.8	18	0
B. Coates	6	79	13.2	24	0
L. Thompson	4	33	8.3	13t	1
M. Timpson	2	20	10.0	13	0
C. Brown	1	21	21.0	21	0
J. Burke	1	8	8.0	8	0
K. Turner	1	7	7.0	7	0
C. Croom	1	5	5.0	5	0
Patriots:	**22**	**256**	**11.6**	**24**	**1**

RECEIVING	NO	YDS	AVG	LG	TD
M. Jackson	7	122	17.4	36	0
D. Alexander	5	69	13.8	23	0
F. Hartley	2	17	8.5	12	0
E. Byner	2	16	8.0	10	0
M. Carrier	2	13	6.5	8	1
L. Hoard	1	25	25.0	25	0
B. Kinchen	1	6	6.0	6	0
Cleveland:	**20**	**268**	**13.4**	**36**	**1**

INTERCEPTIONS	NO	YDS	AVG	LG	TD
Patriots:	**0**	**0**	**0.0**	**0**	**0**

INTERCEPTIONS	NO	YDS	AVG	LG	TD
E. Turner	1	28	28.0	28	0
L. Riddick	1	16	16.0	16	0
P. Johnson	1	3	3.0	3	0
Cleveland:	**3**	**47**	**15.7**	**28**	**0**

PUNTING	NO	YDS	AVG	In20	LG
P. O'Neill	4	169	42.3	3	51

PUNTING	NO	YDS	AVG	In20	LG
T. Tupa	3	113	37.7	0	45

PUNT RETURN	NO	FC	YDS	AVG	LG	TD
T. Brown	2	0	5	2.5	5	0
Patriots:	**2**	**0**	**5**	**2.5**	**5**	**0**

PUNT RETURN	NO	FC	YDS	AVG	LG	TD
E. Metcalf	1	1	1	1.0	1	0
Cleveland:	**1**	**1**	**1**	**1.0**	**1**	**0**

KICKOFF RET.	NO	YDS	AVG	LG	TD
L. Thompson	4	71	17.8	24	0
R. Crittenden	1	28	28.0	28	0
C. Brown	0	0	0.0	0	0
Patriots:	**5**	**99**	**19.8**	**28**	**0**

KICKOFF RET.	NO	YDS	AVG	LG	TD
E. Metcalf	2	46	23.0	27	0
B. Kinchen	1	24	24.0	24	0
Cleveland:	**3**	**70**	**23.3**	**27**	**0**

PASSING	A	C	YDS	PCT.	TD	I	LG	S/YD	RATING
D. Bledsoe	50	21	235	42.0	1	3	24	1/10	38.3
P. O'Neill	1	1	21	100.0	0	0	21	0/0	118.8
Patriots:	**51**	**22**	**256**	**43.1**	**1**	**3**	**24**	**1/10**	**41.0**

PASSING	A	C	YDS	PCT.	TD	I	LG	S/YD	RATING
V. Testaverde	30	20	268	66.7	1	0	36	2/14	106.0
Cleveland:	**30**	**20**	**268**	**66.7**	**1**	**0**	**36**	**2/14**	**106.0**

TEAM STATISTICS	NE	CLE
TOTAL FIRST DOWNS	**20**	**22**
By Rushing	6	8
By Passing	14	14
By Penalty	0	0
Third Down: Md/Att.	5/14	5/12
Third Down: Eff.	36%	42%
TOTAL NET YARDS	**303**	**379**
Total Offensive Plays	68	66
Average Per Play	4.5	5.7
NET YARDS RUSHING	**57**	**125**
Total Rushing Plays	16	34
Avg. per Rush	3.6	3.7
NET YARDS PASSING	**246**	**254**
Sacked/Yards Lost	1/10	2/14
Gross Yards Passing	256	268
Att.-Comp.-I	51-22-3	30-20-0
Completion Pct.	43.1	66.6
PUNTS/AVERAGE	**4/42.3**	**3/37.7**
PENALTIES/YARDS	**3/21**	**4/25**
FUMBLES/BALLS LOST	**0/0**	**2/1**
FIELD GOALS	**23,33**	**30,** 50
		49, **21**

NE PATRIOTS STARTING LINEUP

WR	V. Brisby	DE	R. Burnett
T	B. Armstrong	DT	R. Agnew
G	B. Kratch	DE	M. Jones
C	M. Arthur	LB	W. McGinest
G	T. Rucci	LB	V. Brown
T	P. Harlow	LB	M. Moore
TE	B. Coates	LB	C. Slade
WR	M. Timpson	CB	R. Reynolds
QB	D. Bledsoe	CB	M. Hurst
RB	C. Croom	S	H. Barnett
FB	S. Gash	S	M. Guyton

CLEVELAND BROWNS STARTING LINEUP

WR	M. Jackson	DE	R. Burnett
T	T. Jones	DT	B. Johnson
G	D. Dawson	DL	M.D. Perry
C	S. Everitt	DE	A. Pleasant
G	B. Dahl	LB	C. Banks
T	O. Brown	LB	P. Johnson
TE	B. Kinchen	LB	F. Stams
TE	F. Hartley	CB	A. Langham
WR	D. Alexander	CB	D. Griffin
QB	V. Testaverde	S	L Riddick
RB	E. Byner	S	E. Turner

GAME NOTES

- The Patriots won their final seven games of the 1994 season to reach the playoffs for the first time since 1986.
- QB Drew Bledsoe completed 21 of 50 passes for 194 yards in his first playoff appearance.

PLAYOFF GAME-BY-GAMES

1996 AFC DIVISIONAL • NEW ENGLAND 28, PITTSBURGH 3 • Foxboro Stadium

January 5, 1997 • Weather: 46 degrees; wind E 6 mph • Attendance - 60,188

	1	2	3	4	OT	F
Pittsburgh Steelers	0	0	3	0	--	3
New England Patriots	**14**	**7**	**0**	**7**	--	**28**

TEAM	Q	PLAY	SCORE Visitor	SCORE Home
NE	1	C.Martin 2 yd run (A.Vinatieri kick)	0	7
NE	1	K.Byars 34 yd pass from D.Bledsoe (A.Vinatieri kick)	0	14
NE	2	C.Martin 78 yd run (A.Vinatieri kick)	0	21
Pittsburgh	3	N.Johnson 29 yd Field Goal	3	21
NE	4	C.Martin 23 yd run (A.Vinatieri kick)	3	28

FINAL INDIVIDUAL STATISTICS

RUSHING	NO	YDS	AVG	LG	TD
C. Martin	19	166	8.7	78t	3
D. Meggett	2	18	9.0	14	0
K. Byars	2	8	4.0	7	0
M. Grier	5	7	1.4	4	0
S. Zolak	3	-4	-1.3	-1	0
D. Bledsoe	1	-1	-1.0	-1	0
Patriots:	**32**	**194**	**6.1**	**78t**	**3**

RUSHING	NO	YDS	AVG	LG	TD
J. Bettis	13	43	3.3	11	0
F. McAfee	5	30	6.0	10	0
M. Tomczak	2	20	10.0	10	0
K. Stewart	4	19	4.8	10	0
J. Witman	3	11	3.7	14	0
Pittsburgh:	**27**	**123**	**4.6**	**14**	**0**

RECEIVING	NO	YDS	AVG	LG	TD
K. Byars	4	53	13.3	34t	1
T. Glenn	3	69	23.0	53	0
B. Coates	3	18	6.0	8	0
R. Jefferson	3	18	6.0	9	0
C. Martin	2	9	4.5	6	0
Patriots:	**15**	**167**	**11.1**	**53**	**1**

RECEIVING	NO	YDS	AVG	LG	TD
A. Hastings	5	55	11.0	23	0
K. Botkin	2	20	10.0	11	0
J. Arnold	2	16	8.0	11	0
E. Mills	2	15	7.5	8	0
F. McAfee	2	7	3.5	9	0
J. Bettis	2	-1	-0.5	2	0
J. Witman	1	-2	-2.0	-2	0
Pittsburgh:	**16**	**110**	**6.9**	**23**	**0**

INTERCEPTIONS	NO	YDS	AVG	LG	TD
W. Clay	1	14	14.0	14	0
L. Milloy	1	0	0.0	0	0
Patriots:	**2**	**14**	**7.0**	**14**	**0**

INTERCEPTIONS	NO	YDS	AVG	LG	TD
C. Brown	1	0	0.0	0	0
W. Williams	1	0	0.0	0	0
Pittsburgh:	**2**	**0**	**0.0**	**0**	**0**

PUNTING	NO	YDS	AVG	In20	LG
T. Tupa	7	305	43.6	2	52

PUNTING	NO	YDS	AVG	In20	LG
J. Miller	9	378	42.0	1	48

PUNT RETURN	NO	FC	YDS	AVG	LG	TD
D. Meggett	7	2	72	10.3	14	0
Patriots:	**7**	**2**	**72**	**10.3**	**14**	**0**

PUNT RETURN	NO	FC	YDS	AVG	LG	TD
J. Arnold	5	0	34	6.8	16	0
Pittsburgh:	**5**	**0**	**34**	**6.8**	**16**	**0**

KICKOFF RET.	NO	YDS	AVG	LG	TD
T. Brown	2	54	27.0	29	0
Patriots:	**2**	**54**	**27.0**	**29**	**0**

KICKOFF RET.	NO	YDS	AVG	LG	TD
E. Mills	5	99	19.8	36	0
Pittsburgh:	**5**	**99**	**19.8**	**36**	**0**

PASSING	A	C	YDS	PCT.	TD	I	LG	S/YD	RATING
D. Bledsoe	24	14	164	58.3	1	2	53	2/15	58.3
S. Zolak	2	1	3	50.0	0	0	3	0/0	50.0
Patriots:	**26**	**15**	**167**	**57.7**	**1**	**2**	**53**	**2/15**	**57.7**

PASSING	A	C	YDS	PCT.	TD	I	LG	S/YD	RATING
M. Tomczak	29	16	110	55.2	0	2	23	2/15	35.1
K. Stewart	10	0	0	0.0	0	0	0	1/5	39.6
Pittsburgh:	**39**	**16**	**110**	**41.0**	**0**	**2**	**23**	**3/20**	**26.7**

TEAM STATISTICS	NE	PIT
TOTAL FIRST DOWNS	**17**	**12**
By Rushing	9	7
By Passing	6	5
By Penalty	2	0
Third Down: Md/Att.	5/13	3/18
Third Down: Eff.	38%	17%
TOTAL NET YARDS	**346**	**213**
Total Offensive Plays	60	69
Average Per Play	5.8	3.1
NET YARDS RUSHING	**194**	**123**
Total Rushing Plays	32	27
Avg. per Rush	6.1	4.6
NET YARDS PASSING	**152**	**90**
Sacked/Yards Lost	2/15	3/20
Gross Yards Passing	167	110
Att.-Comp.-I	26-15-2	39-16-2
Completion Pct.	57.7	41.0
PUNTS/AVERAGE	**7/43.6**	**9/42.0**
PENALTIES/YARDS	**2/21**	**3/15**
FUMBLES/BALLS LOST	**0/0**	**0/0**
FIELD GOALS	None	**29**

NE PATRIOTS STARTING LINEUP

WR	S. Jefferson	DE	F. Collons
T	B. Armstrong	DL	M. Wheeler
G	W. Roberts	DL	P. Sagapolutele
C	D. Wohlabaugh	DE	W. McGinest
G	T. Rucci	LB	C. Slade
T	M. Lane	LB	T. Johnson
TE	B. Coates	LB	T. Collins
WR	T. Glenn	CB	T. Law
QB	D. Bledsoe	CB	O. Smith
RB	C. Martin	S	L. Milloy
FB	K. Byars	S	W. Clay

PITTSBURGH STEELERS STARTING LINEUP

WR	C. Johnson	DE	B. Johnson
T	J. Jackson	NT	J. Steed
G	W. Wolford	DE	K. Henry
C	D. Dawson	LB	J. Gildon
G	B. Stai	LB	L. Kirkland
T	J. Strzelczyk	LB	J. Olsavsky
TE	J. Hayes	LB	C. Brown
WR	A. Hastings	CB	R. Woodson
QB	M. Tomczak	CB	W. Williams
RB	J. Bettis	S	C. Lake
FB	T. Lester	S	D. Perry

GAME NOTES

- The Patriots earned their first home playoff win in team history, defeating the Steelers 28-3. The 28 points scored by the Patriots are the second highest single game total in team history.
- New England's RB Curtis Martin set a Patriots playoff record with 166 rushing yards and three rushing touchdowns.
- Patriots' QB Drew Bledsoe completed his first seven passes for 123 yards and a touchdown.

PLAYOFF GAME-BY-GAMES

1996 AFC CHAMPIONSHIP • NEW ENGLAND 20, JACKSONVILLE 6 • Foxboro Stadium

January 12, 1997 • Weather: 27 degrees; wind WNW 30 mph • Attendance - 60,190

	1	2	3	4	OT	F
Jacksonville Jaguars	0	3	3	0	--	6
New England Patriots	**7**	**6**	**0**	**7**	--	**20**

TEAM	Q	PLAY	SCORE Visitor	SCORE Home
NE	1	C.Martin 1 yd run (A.Vinatieri kick)	0	7
Jacksonville	2	M.Hollis 32 yd Field Goal (13-62,6:03)	3	7
NE	2	A.Vinatieri 29 yd Field Goal (4-7,1:29)	3	10
NE	2	A.Vinatieri 20 yd Field Goal (9-68,1:29)	3	13
Jacksonville	3	M.Hollis 28 yd Field Goal (9-27,5:39)	6	13
NE	4	O.Smith 47 yd fumble ret. (A.Vinatieri kick)	6	20

FINAL INDIVIDUAL STATISTICS

RUSHING	NO	YDS	AVG	LG	TD
C. Martin	19	59	3.1	15	1
D. Meggett	3	9	3.0	8	0
D. Bledsoe	1	4	4.0	4	0
K. Byars	1	1	1.0	1	0
Patriots:	**24**	**73**	**3.0**	**15**	**1**

RUSHING	NO	YDS	AVG	LG	TD
N. Means	19	43	2.3	9	0
J. Stewart	7	40	5.7	16	0
M. Brunell	6	34	5.7	14	0
B. Barker	1	-16	-16.0	-16	0
Jacksonville:	**33**	**101**	**3.1**	**16**	**0**

RECEIVING	NO	YDS	AVG	LG	TD
T. Glenn	5	33	6.6	11	0
S. Jefferson	4	91	22.8	38	0
K. Byars	4	16	4.0	6	0
C. Martin	3	18	6.0	12	0
D. Meggett	3	15	5.0	9	0
B. Coates	1	5	5.0	5	0
Patriots:	**20**	**178**	**8.9**	**38**	**0**

RECEIVING	NO	YDS	AVG	LG	TD
P. Mitchell	7	63	9.0	13	0
K. McCardell	6	62	10.3	15	0
J. Smith	3	45	15.0	22	0
J. Stewart	2	8	4.0	8	0
D. Brown	1	10	10.0	10	0
R. Barlow	1	2	2.0	2	0
Jacksonville:	**20**	**190**	**9.5**	**22**	**0**

INTERCEPTIONS	NO	YDS	AVG	LG	TD
T. Bruschi	1	12	12.0	12	0
W. Clay	1	0	0	0	0
Patriots:	**2**	**12**	**6.0**	**12**	**0**

INTERCEPTIONS	NO	YDS	AVG	LG	TD
A. Beasley	1	15	15.0	15	0
Jacksonville:	**1**	**15**	**15.0**	**15**	**0**

PUNTING	NO	YDS	AVG	In20	LG
T. Tupa	6	238	39.7	3	46

PUNTING	NO	YDS	AVG	In20	LG
B. Barker	5	182	36.4	0	43

PUNT RETURN	NO	FC	YDS	AVG	LG	TD
D. Meggett	3	1	29	9.7	12	0
Patriots:	**3**	**1**	**29**	**9.7**	**12**	**0**

PUNT RETURN	NO	FC	YDS	AVG	LG	TD
C. Hudson	4	0	15	3.8	9	0
Jacksonville:	**4**	**0**	**15**	**3.8**	**9**	**0**

KICKOFF RET.	NO	YDS	AVG	LG	TD
D. Meggett	3	52	17.3	18	0
Patriots:	**3**	**52**	**17.3**	**18**	**0**

KICKOFF RET.	NO	YDS	AVG	LG	TD
B. Brooks	4	69	17.3	27	0
Jacksonville:	**4**	**69**	**17.3**	**27**	**0**

PASSING	A	C	YDS	PCT.	TD	I	LG	S/YD	RATING
D. Bledsoe	33	20	178	60.6	0	1	38	2/17	62.4
Patriots:	**33**	**20**	**178**	**60.6**	**0**	**1**	**38**	**2/17**	**62.4**

PASSING	A	C	YDS	PCT.	TD	I	LG	S/YD	RATING
M. Brunell	38	20	190	52.6	0	2	22	1/2	44.8
Jacksonville:	**38**	**20**	**190**	**52.6**	**0**	**2**	**22**	**1/2**	**44.8**

TEAM STATISTICS	NE	JAX
TOTAL FIRST DOWNS	**13**	**18**
By Rushing	6	6
By Passing	7	12
By Penalty	0	0
Third Down: Md/Att.	2/13	5/14
Third Down: Eff.	15%	36%
TOTAL NET YARDS	**234**	**289**
Total Offensive Plays	59	72
Average Per Play	4.0	4.0
NET YARDS RUSHING	**73**	**101**
Total Rushing Plays	24	33
Avg. per Rush	3.0	3.1
NET YARDS PASSING	**161**	**188**
Sacked/Yards Lost	2/17	1/2
Gross Yards Passing	178	190
Att.-Comp.-I	33-20-1	38-20-2
Completion Pct.	60.6	52.6
PUNTS/AVERAGE	**6/39.7**	**5/36.4**
PENALTIES/YARDS	**2/5**	**4/23**
FUMBLES/BALLS LOST	**2/1**	**3/2**
FIELD GOALS	**29,20,46**	**32,28**

NE PATRIOTS STARTING LINEUP

TE	J. Burke	DE	F. Collons
T	B. Armstrong	DL	M. Wheeler
G	W. Roberts	DL	P. Sagapolutele
C	D. Wohlabaugh	DE	W. McGinest
G	T. Rucci	LB	C. Slade
T	M. Lane	LB	T. Johnson
TE	B. Coates	LB	T. Collins
FB	M. Grier	CB	T. Law
QB	D. Bledsoe	CB	O. Smith
RB	C. Martin	S	L. Milloy
FB	K. Byars	S	W. Clay

JACKSONVILLE JAGUARS STARTING LINEUP

WR	J. Smith	LE	T. Brackens
T	T. Boselli	DT	C. Simmons
G	B. Coleman	DT	P. Frase
C	D. Widell	DT	D. Davey
G	R. Tylski	DT	J. Jurkovic
T	L. Searcy	DE	J. Lageman
TE	D. Brown	LB	B. Boyer
WR	K McCardell	LB	T. McManus
QB	M. Brunell	DB	T. Davis
RB	N. Means	DB	D. Hall
TE	P. Mitchell	DB	R. Massey

GAME NOTES

- The Patriots defense forced four Jaguar turnovers, including a James Stewart fumble which CB Otis Smith returned for the Patriots' final score.
- New England's defense limited Jaguar RB Natrone Means to only 43 yards on 19 carries. Means had gained 315 yards in his two playoff games prior to the AFC Championship game.

SUPER BOWL XXXI • GREEN BAY 35, NEW ENGLAND 21 • Superdome

January 26, 1997 • Weather: Indoors • Attendance - 72,301

	1	2	3	4	OT	F
New England Patriots	**14**	**0**	**7**	**0**	--	**21**
Green Bay Packers	10	17	8	0	--	35

TEAM	Q	PLAY	SCORE Visitor	SCORE Home
Green Bay	1	A.Rison 54 yd pass from Favre (Jacke kick)	0	7
Green Bay	1	C.Jacke 37 yd Field Goal	0	10
NE	1	K.Byars 1 yd pass from Bledsoe (Vinatieri kick)	7	10
NE	1	B.Coates 4 yd pass from Bledsoe (Vinatieri kick)	14	10
Green Bay	2	A.Freeman 81 yd pass from Favre (Jacke kick)	14	17
Green Bay	2	C.Jacke 31 yd Field Goal	14	20
Green Bay	2	B.Favre 2 yd run (C.Jacke kick)	14	27
NE	3	C.Martin 18 yd run (A.Vinatieri kick)	21	27
Green Bay	3	D.Howard 99 yd kickoff return (M.Chmura-Favre pass)	21	35

FINAL INDIVIDUAL STATISTICS

RUSHING	NO	YDS	AVG	LG	TD
C. Martin	11	42	3.8	18t	1
D. Bledsoe	1	1	1.0	1	0
D. Meggett	1	0	0	0	0
Patriots:	**13**	**43**	**3.3**	**18t**	**1**

RUSHING	NO	YDS	AVG	LG	TD
D. Levens	14	61	4.4	12	0
E. Bennett	17	40	2.4	10	0
B. Favre	4	12	3.0	12	1
W. Henderson	1	2	2.0	2	0
Green Bay:	**36**	**115**	**3.2**	**12**	**1**

RECEIVING	NO	YDS	AVG	LG	TD
B. Coates	6	67	11.2	19	1
T. Glenn	4	62	15.5	44	0
K. Byars	4	42	10.5	32	1
S. Jefferson	3	34	11.3	14	0
C. Martin	3	28	9.3	20	0
D. Meggett	3	8	2.7	5	0
V. Brisby	2	12	6.0	7	0
Patriots:	**25**	**253**	**10.1**	**44**	**2**

RECEIVING	NO	YDS	AVG	LG	TD
A. Freeman	3	105	35.0	81t	1
D. Levens	3	23	7.7	14	0
A. Rison	2	77	38.5	54t	1
W. Henderson	2	14	7.0	8	0
M. Chmura	2	13	6.5	8	0
K. Jackson	1	10	10.0	10	0
E. Bennett	1	4	4.0	4	0
Green Bay:	**14**	**246**	**17.6**	**81t**	**2**

INTERCEPTIONS	NO	YDS	AVG	LG	TD
Patriots:	**0**	**0**	**0.0**	**0**	**0**

INTERCEPTIONS	NO	YDS	AVG	LG	TD
B. Williams	1	16	16.0	16	0
M. Prior	1	8	8.0	8	0
D. Evans	1	0	0	0	0
C. Newsome	1	0	0	0	0
Green Bay:	**4**	**24**	**15.0**	**16**	**0**

PUNTING	NO	YDS	AVG	In20	LG
T. Tupa	8	361	45.1	3	53

PUNTING	NO	YDS	AVG	In20	LG
C. Hentrich	7	299	42.7	1	58

PUNT RETURN	NO	FC	YDS	AVG	LG	TD
D. Meggett	4	2	30	7.5	20	0
Patriots:	**4**	**2**	**30**	**7.5**	**20**	**0**

PUNT RETURN	NO	FC	YDS	AVG	LG	TD
D. Howard	6	1	90	15.0	34	0
Green Bay:	**6**	**1**	**90**	**15.0**	**34**	**0**

KICKOFF RET.	NO	YDS	AVG	LG	TD
D. Meggett	5	117	23.4	26	0
H. Graham	1	18	18.0	18	0
Patriots:	**6**	**135**	**22.5**	**26**	**0**

KICKOFF RET.	NO	YDS	AVG	LG	TD
D. Howard	4	154	38.5	99t	1
Green Bay:	**4**	**154**	**38.5**	**99t**	**1**

PASSING	A	C	YDS	PCT.	TD	I	LG	S/YD	RATING
D. Bledsoe	48	25	253	52.1	2	4	44	5/39	46.6
Patriots:	**48**	**25**	**253**	**52.1**	**2**	**4**	**44**	**5/39**	**46.6**

PASSING	A	C	YDS	PCT.	TD	I	LG	S/YD	RATING
B. Favre	27	14	246	51.9	2	0	81t	5/38	107.9
Green Bay:	**27**	**14**	**246**	**51.9**	**2**	**0**	**81t**	**5/38**	**107.9**

TEAM STATISTICS	NE	GB
TOTAL FIRST DOWNS	**16**	**16**
By Rushing	3	8
By Passing	12	6
By Penalty	1	2
Third Down: Md/Att.	4/14	3/15
Third Down: Eff.	29%	20%
TOTAL NET YARDS	**257**	**323**
Total Offensive Plays	66	68
Avg. per Play	3.9	4.8
NET YARDS RUSHING	**43**	**115**
Total Rushing Plays	13	36
Avg. per Rush	3.3	3.2
NET YARDS PASSING	**214**	**208**
Sacked/Yards Lost	5/39	5/38
Gross Yards Passing	253	246
Att.-Comp.-Int	48-25-4	27-14-0
Completion Pct.	52.1	51.9
PUNTS/AVERAGE	**8/45.1**	**7/42.7**
PENALTIES/YARDS	**2/22**	**3/41**
FUMBLES/BALLS LOST	**0/0**	**0/0**
FIELD GOALS	None	**37,31**47

NE PATRIOTS STARTING LINEUP

WR	S. Jefferson	DE	F. Collons
T	B. Armstrong	DL	M. Wheeler
G	W. Roberts	DL	P. Sagapolutele
C	D. Wohlabaugh	DE	W. McGinest
G	T. Rucci	LB	C. Slade
T	M. Lane	LB	T. Johnson
TE	B. Coates	LB	T. Collins
WR	T. Glenn	CB	T. Law
QB	D. Bledsoe	CB	O. Smith
RB	C. Martin	S	L. Milloy
FB	K. Byars	S	W. Clay

GREEN BAY PACKERS STARTING LINEUP

WR	A. Freeman	LE	R. White
T	B. Wilkerson	DT	S. Dotson
G	A. Taylor	NT	Gi. Brown
C	F. Winters	DE	S. Jones
G	A. Timmerman	LB	W. Simmons
T	E. Dotson	LB	R. Cox
TE	M. Chmura	LB	B. Williams
WR	A. Rison	CB	C. Newsome
QB	B. Favre	CB	D. Evans
RB	E. Bennett	S	L. Butler
RB	W. Henderson	S	E. Robinson

GAME NOTES

- This game marked the third of four championship games involving the Patriots. (1963 AFC Championship, Super Bowl XX following 1985 and Super Bowl XXXVI following 2001)
- The two teams combined for a Super Bowl record 24 points in the first quarter. (New England - 14; Green Bay - 10)
- Green Bay's Desmond Howard became the first special teams player to be awarded the Super Bowl MVP trophy.

1997 AFC WILD CARD • NEW ENGLAND 17, MIAMI 3 • Foxboro Stadium

December 28, 1997 • Weather: 35 degrees; wind N 15 mph • Attendance - 60,041

	1	2	3	4	OT	F
Miami	0	0	0	3	--	3
New England	**0**	**7**	**10**	**0**	--	**17**

TEAM	Q	PLAY	SCORE Visitor	SCORE Home
NE	2	T. Brown 24 yd pass from Bledsoe (Vinatieri kick)	0	7
NE	3	T. Collins 40 yd interception return (Vinatieri kick)	0	14
NE	3	A. Vinatieri 22 yd field goal	0	17
Dolphins	4	O. Mare 38 yd field goal	3	17

FINAL INDIVIDUAL STATISTICS

RUSHING	NO	YDS	AVG	LG	TD
D. Cullors	22	86	3.9	13	0
M. Grier	6	16	2.7	10	0
D. Bledsoe	2	4	2.0	4	0
D. Meggett	1	2	2.0	2	0
Patriots:	**31**	**108**	**3.5**	**13**	**0**

RUSHING	NO	YDS	AVG	LG	TD
B. Parmalee	9	22	2.4	5	0
K. Abdul-Jabbar	5	16	3.2	15	0
J. McPhail	1	4	4.0	4	0
D. Marino	1	2	2.0	2	0
S. Pritchett	1	-2	-2.0	-2	0
Miami:	**17**	**42**	**2.5**	**15**	**0**

RECEIVING	NO	YDS	AVG	LG	TD
T. Glenn	4	57	14.3	24	0
B. Coates	4	25	6.3	9	0
T. Brown	2	32	16.0	24t	1
D. Meggett	2	11	5.5	14	0
S. Jefferson	1	7	7.0	7	0
L. Purnell	1	4	4.0	4	0
S. Gash	1	3	3.0	3	0
D. Cullors	1	0	0	0	0
Patriots:	**16**	**139**	**8.7**	**24t**	**1**

RECEIVING	NO	YDS	AVG	LG	TD
J. McPhail	5	28	5.6	16	0
L. Thomas	3	62	20.7	42	0
B. Parmalee	3	13	4.3	9	0
OJ McDuffie	3	6	2.0	5	0
B. Perriman	1	13	13.0	13	0
C. Jordan	1	11	11.0	11	0
T. Drayton	1	8	8.0	8	0
Miami:	**17**	**141**	**8.3**	**42**	**0**

INTERCEPTIONS	NO	YDS	AVG	LG	TD
T. Collins	1	40	40.0	40t	1
C. Slade	1	22	22.0	22	0
Patriots:	**2**	**62**	**31.0**	**40**	**1**

INTERCEPTIONS	NO	YDS	AVG	LG	TD
Miami:	**0**	**0**	**0.0**	**0**	**0**

PUNTING	NO	YDS	AVG	In20	LG
T. Tupa	7	257	36.7	1	49

PUNTING	NO	YDS	AVG	In20	LG
J. Kidd	7	262	37.4	1	47

PUNT RETURN	NO	FC	YDS	AVG	LG	TD
D. Meggett	1	0	10	10.0	10	0
T. Brown	1	2	0	0.0	0	0
Patriots:	**2**	**2**	**10**	**5.0**	**10**	**0**

PUNT RETURN	NO	FC	YDS	AVG	LG	TD
OJ McDuffie	4	2	34	0.0	12	0
T. Buckley	1	0	11	0.0	11	0
Miami:	**5**	**2**	**45**	**9.0**	**12**	**0**

KICKOFF RET.	NO	YDS	AVG	LG	TD
D. Cullors	1	17	17.0	17	0
Patriots:	**1**	**17**	**17.0**	**17**	**0**

KICKOFF RET.	NO	YDS	AVG	LG	TD
C. Harris	3	77	25.7	40	0
Miami:	**3**	**77**	**25.7**	**40**	**0**

PASSING	A	C	YDS	PCT.	TD	I	LG	S/YD	RATING
D. Bledsoe	32	16	139	50.0	1	0	24t	3/19	72.3
Patriots:	**32**	**16**	**139**	**50.0**	**1**	**0**	**24t**	**3/19**	**72.3**

PASSING	A	C	YDS	PCT.	TD	I	LG	S/YD	RATING
D. Marino	43	17	141	39.5	0	2	42	4/21	29.3
Miami:	**43**	**17**	**141**	**39.5**	**0**	**2**	**42**	**4/21**	**29.3**

TEAM STATISTICS	NE	MIA
TOTAL FIRST DOWNS	**15**	**10**
By Rushing	7	2
By Passing	7	6
By Penalty	1	2
Third Down: Md/Att.	7/17	5/17
Third Down: Eff.	41%	29%
TOTAL NET YARDS	**228**	**162**
Total Offensive Plays	66	64
Avg. per Play	3.5	2.5
NET YARDS RUSHING	**108**	**42**
Total Rushing Plays	31	17
Avg. per Rush	3.5	2.5
NET YARDS PASSING	**120**	**120**
Sacked/Yards Lost	3/19	4/21
Gross Yards Passing	139	141
Att.-Comp.-Int	32-16-0	43-17-2
Completion Pct.	50.0	39.5
PUNTS/AVERAGE	**7/36.7**	**7/37.4**
PENALTIES/YARDS	**5/31**	**5/21**
FUMBLES/BALLS LOST	**2/0**	**2/1**
FIELD GOALS	48,47, 22	38

NE PATRIOTS STARTING LINEUP

WR	S. Jefferson	DE	C. Sullivan
T	B. Armstrong	DL	M. Wheeler
G	M. Lane	DL	H. Thomas
C	D. Wohlabaugh	DE	W. McGinest
G	T. Rucci	LB	C. Slade
T	Z. Moss	LB	T. Johnson
TE	B. Coates	LB	T. Collins
WR	T. Glenn	CB	T. Law
QB	D. Bledsoe	CB	J. Hitchcock
RB	D. Cullors	S	L. Milloy
FB	K. Byars	S	W. Clay

MIAMI DOLPHINS STARTING LINEUP

WR	L. Thomas	LE	T. Armstrong
T	R. Webb	DT	T. Bowens
G	J. Buckey	NT	D. Gardner
C	T. Ruddy	DE	J. Taylor
G	E. McIver	LB	A. Harris
T	J. Brown	LB	Z. Thomas
TE	T. Drayton	LB	D. Hollier
WR	OJ McDuffie	CB	T. Buckley
QB	D. Marino	CB	S. Madison
RB	B. Parmalee	S	S. Wooden
RB	S. Pritchett	S	C. Jackson

GAME NOTES

- The Patriots victory marked their third consecutive home playoff win.
- New England held the Dolphins to only three points, the lowest total in Patriots' playoff history (tied with Jan. 5, 1997, vs. Pittsburgh). They also limited Miami's offense to 162 yards, the lowest total in team playoff history.
- New England did not turn the ball over, while forcing Miami into two interceptions and a fumble. One interecption was returned 40-yards for a touchdown by LB Todd Collins.

1997 AFC DIVISIONAL • PITTSBURGH 7, NEW ENGLAND 6 • Three Rivers Stadium

January 3, 1998 • Weather: 55 degrees; wind SW 12 mph • Attendance - 61,228

	1	2	3	4	OT	F
New England	**0**	**3**	**0**	**3**	--	**6**
Pittsburgh	7	0	0	0	--	7

TEAM	Q	PLAY	SCORE Visitor	SCORE Home
Pittsburgh	1	K. Stewart 40 yd run (Johnson kick)	0	7
NE	2	A. Vinatieri 31 yd field goal	3	7
NE	4	A. Vinatieri 46 yd field goal	6	7

FINAL INDIVIDUAL STATISTICS

RUSHING	NO	YDS	AVG	LG	TD
S. Shaw	10	22	2.2	9	0
D. Cullors	7	18	2.6	8	0
D. Bledsoe	2	-4	-2.0	3	0
Patriots:	**19**	**36**	**1.9**	**9**	**0**

RUSHING	NO	YDS	AVG	LG	TD
K. Stewart	11	68	6.2	40t	1
J. Bettis	25	67	2.7	14	0
F. McAfee	1	10	10.0	10	0
Pittsburgh:	**37**	**145**	**3.9**	**40t**	**1**

RECEIVING	NO	YDS	AVG	LG	TD
S. Jefferson	9	104	11.6	19	0
T. Glenn	5	96	19.2	39	0
V. Brisby	3	37	12.3	20	0
K. Byars	2	1	0.5	2	0
S. Shaw	1	13	13.0	13	0
T. Brown	1	6	6.0	6	0
S. Gash	1	6	6.0	6	0
D. Cullors	1	1	1.0	1	0
Patriots:	**23**	**264**	**11.5**	**39**	**0**

RECEIVING	NO	YDS	AVG	LG	TD
C. Hawkins	4	28	7.0	9	0
Y. Thigpen	3	54	18.0	28	0
C. Johnson	3	28	9.3	10	0
T. Lester	2	3	1.5	3	0
W. Blackwell	1	14	14.0	14	0
J. Bettis	1	7	7.0	7	0
Pittsburgh:	**14**	**134**	**9.6**	**28**	**0**

INTERCEPTIONS	NO	YDS	AVG	LG	TD
S. Israel	1	0	0.0	0	0
Patriots:	**1**	**0**	**0.0**	**0**	**0**

INTERCEPTIONS	NO	YDS	AVG	LG	TD
C. Scott	1	27	27.0	27	0
L. Kirkland	1	21	21.0	21	0
Pittsburgh:	**2**	**48**	**24.0**	**27**	**0**

PUNTING	NO	YDS	AVG	In20	LG
T. Tupa	7	294	42.0	2	54

PUNTING	NO	YDS	AVG	In20	LG
J. Miller	9	294	32.7	4	46

PUNT RETURN	NO	FC	YDS	AVG	LG	TD
D. Meggett	3	2	24	8.0	10	0
Patriots:	**3**	**2**	**24**	**8.0**	**10**	**0**

PUNT RETURN	NO	FC	YDS	AVG	LG	TD
W. Blackwell	4	0	78	19.5	58	0
C. Hawkins	0	1	0	0.0	0	0
Pittsburgh:	**4**	**1**	**78**	**19.5**	**58**	**0**

KICKOFF RET.	NO	YDS	AVG	LG	TD
C. Canty	2	36	18.0	23	0
Patriots:	**2**	**36**	**18.0**	**23**	**0**

KICKOFF RET.	NO	YDS	AVG	LG	TD
W. Blackwell	3	36	12.0	18	0
A. Coleman	0	8	--	8	0
Pittsburgh:	**3**	**44**	**14.7**	**18**	**0**

PASSING	A	C	YDS	PCT.	TD	I	LG	S/YD	RATING
D. Bledsoe	44	23	264	52.3	0	2	39	2/20	51.7
Patriots:	**44**	**23**	**264**	**52.3**	**0**	**2**	**39**	**2/20**	**51.7**

PASSING	A	C	YDS	PCT.	TD	I	LG	S/YD	RATING
K. Stewart	31	14	134	45.2	0	1	28	2/0	44.3
Pittsburgh:	**31**	**14**	**134**	**45.2**	**0**	**1**	**28**	**2/0**	**44.3**

TEAM STATISTICS	NE	PIT
TOTAL FIRST DOWNS	**15**	**16**
By Rushing	1	6
By Passing	14	8
By Penalty	0	2
Third Down: Md/Att.	6/15	8/18
Third Down: Eff.	40%	44%
TOTAL NET YARDS	**280**	**279**
Total Offensive Plays	65	70
Avg. per Play	4.3	4.0
NET YARDS RUSHING	**36**	**145**
Total Rushing Plays	19	37
Avg. per Rush	1.9	3.9
NET YARDS PASSING	**244**	**134**
Sacked/Yards Lost	2/20	2/0
Gross Yards Passing	264	134
Att./Comp./Int	44-23-2	31-14-1
Completion Pct.	52.3	45.2
PUNTS/AVERAGE	**7/42.0**	**9/32.7**
PENALTIES/YARDS	**7/68**	**5/41**
FUMBLES/BALLS LOST	**2/2**	**0/0**
FIELD GOALS	**31, 46**	None

NE PATRIOTS STARTING LINEUP

WR	S. Jefferson	DE	C. Sullivan
T	B. Armstrong	DL	M. Wheeler
G	M. Lane	DL	H. Thomas
C	D. Wohlabaugh	DE	W. McGinest
G	T. Rucci	LB	C. Slade
T	Z. Moss	LB	T. Johnson
TE	B. Coates	LB	T. Collins
WR	T. Glenn	CB	T. Law
QB	D. Bledsoe	CB	J. Hitchcock
RB	D. Cullors	S	L. Milloy
FB	S. Gash	S	W. Clay

PITTSBURGH STEELERS STARTING LINEUP

WR	Y. Thigpen	LE	N. Harrison
T	J. Jackson	DT	J. Steed
G	W. Wolford	DE	K. Henry
C	D. Dawson	LB	J. Gildon
G	B. Stai	LB	L. Kirkland
T	J. Strzelczyk	LB	E. Holmes
TE	M. Bruener	LB	D. Jones
WR	C. Johnson	CB	C. Scott
QB	K. Stewart	CB	C. Lake
RB	T. Lester	S	M. Bell
RB	J. Bettis	S	D. Perry

GAME NOTES

- Patriots K Adam Vinatieri accounted for all the Patriots scoring, connecting on two field goals (31 and 46 yards).
- Patriots WR Shawn Jefferson caught a team playoff record nine passes for 104 yards. Jefferson has caught a franshise record 24 passes in his six playoff games with the Patriots.

PLAYOFF GAME-BY-GAMES

1998 AFC WILD CARD • JACKSONVILLE 25, NEW ENGLAND 10 • Alltel Stadium

January 3, 1999 • Weather: 60 degrees; wind W 10 mph • Attendance - 71,139

	1	2	3	4	OT	F
New England	**0**	**0**	**7**	**3**	--	**10**
Jacksonville	6	6	0	13	--	25

TEAM	Q	PLAY	SCORE Visitor	SCORE Home
Jacksonville	1	M. Hollis 35 yd field goal	0	3
Jacksonville	1	M. Hollis 24 yd field goal	0	6
Jacksonville	2	F. Taylor 13 yd run (two-point attempt failed)	0	12
NE	3	R. Edwards 1 yd run (Vinatieri kick)	7	12
NE	4	A. Vinatieri 27 yd field goal	10	12
Jacksonville	4	J. Smith 37 yd pass from Brunell (Hollis kick)	10	19
Jacksonville	4	M. Hollis 34 yd field goal	10	22
Jacksonville	4	M. Hollis 21 yd field goal	10	25

FINAL INDIVIDUAL STATISTICS

RUSHING	NO	YDS	AVG	LG	TD
Edwards	17	28	1.6	7	1
S. Shaw	1	4	4.0	4	0
T. Carter	1	3	3.0	3	0
Patriots:	**19**	**35**	**1.8**	**7**	**1**

RUSHING	NO	YDS	AVG	LG	TD
F. Taylor	33	162	4.9	46	1
M. Brunell	4	-2	-0.5	0	0
Jacksonville:	**37**	**160**	**4.3**	**46**	**1**

RECEIVING	NO	YDS	AVG	LG	TD
T. Brown	4	46	11.5	21	0
S. Jefferson	4	30	7.5	10	0
T. Simmons	3	42	14.0	16	0
R. Edwards	3	33	11.0	17	0
D. Cullors	2	17	8.5	13	0
B. Coates	2	10	5.0	8	0
T. Carter	2	3	1.5	3	0
L. Purnell	1	9	9.0	9	0
Patriots:	**21**	**190**	**9.0**	**21**	**0**

RECEIVING	NO	YDS	AVG	LG	TD
K. McCardell	6	72	12.0	19	0
J. Smith	5	56	11.2	37	1
P. Mitchell	1	22	22.0	22	0
D. Jones	1	8	8.0	8	0
D. Shelton	1	3	3.0	3	0
Jacksonville:	**14**	**161**	**11.5**	**37**	**1**

INTERCEPTIONS	NO	YDS	AVG	LG	TO
Patriots:	**0**	**0**	**0.0**	**0**	**0**

INTERCEPTIONS	NO	YDS	AVG	LG	TD
C. Hudson	1	17	17.0	17	0
Jacksonville:	**1**	**17**	**17.0**	**17**	**0**

PUNTING	NO	YDS	AVG	In20	LG
T. Tupa	8	378	47.3	1	58

PUNTING	NO	YDS	AVG	In20	LG
B. Barker	6	269	44.8	1	60

PUNT RETURN	NO	FC	YDS	AVG	LG	TD
T. Brown	4	0	27	6.8	17	0
Patriots:	**4**	**0**	**27**	**6.8**	**17**	**0**

PUNT RETURN	NO	FC	YDS	AVG	LG	TD
R. Barlow	7	0	72	10.3	14	0
Jacksonville:	**7**	**0**	**72**	**10.3**	**14**	**0**

KICKOFF RET.	NO	YDS	AVG	LG	TD
D. Cullors	6	64	10.7	21	0
S. Shaw	1	14	14.0	14	0
Patriots:	**7**	**78**	**11.1**	**21**	**0**

KICKOFF RET.	NO	YDS	AVG	LG	TD
R. Barlow	3	66	22.0	25	0
Jacksonville:	**3**	**66**	**22.0**	**25**	**0**

PASSING	A	C	YDS	PCT.	TD	I	LG	S/YD	RATING
S. Zolak	44	21	190	47.7	0	1	21	2/19	50.4
Patriots:	**44**	**21**	**190**	**47.7**	**0**	**1**	**21**	**2/19**	**50.4**

PASSING	A	C	YDS	PCT.	TD	I	LG	S/YD	RATING
M. Brunell	34	14	161	41.1	1	0	37	2/13	65.9
Jacksonville:	**34**	**14**	**161**	**41.1**	**1**	**0**	**37**	**2/13**	**65.9**

TEAM STATISTICS	NE	JAX
TOTAL FIRST DOWNS	**14**	**17**
By Rushing	3	6
By Passing	11	9
By Penalty	0	2
Third Down: Md/Att.	5/15	7/18
Third Down: Eff.	33%	39%
TOTAL NET YARDS	**206**	**308**
Total Offensive Plays	65	73
Avg. per Play	3.2	4.2
NET YARDS RUSHING	**35**	**160**
Total Rushing Plays	19	37
Avg. per Rush	1.8	4.3
NET YARDS PASSING	**171**	**148**
Sacked/Yards Lost	2/19	2/13
Gross Yards Passing	190	161
Att./Comp./Int	44/21/1	34/14/0
Completion Pct.	47.7	41.2
PUNTS/AVERAGE	**8/47.3**	**6/44.8**
PENALTIES/YARDS	**6/50**	**4/35**
FUMBLES/BALLS LOST	**4/2**	**1/0**
FIELD GOALS	**27**	**35,24, 34, 21**

NE PATRIOTS STARTING LINEUP

WR	S. Jefferson	DE	F. Collons
T	B. Armstrong	DT	C. Eaton
G	M. Lane	DT	H. Thomas
C	D. Wohlabaugh	DE	W. McGinest
G	T. Rucci	LB	C. Slade
T	Z. Moss	LB	M. Moore
TE	B. Coates	LB	T. Bruschi
TE	R. Rutledge	CB	T. Law
QB	S. Zolak	CB	S. Israel
RB	R. Edwards	S	L. Milloy
FB	T. Carter	S	W. Clay

JACKSONVILLE JAGUARS STARTING LINEUP

WR	J. Smith	LE	J. Smeenge
T	T. Boselli	DT	J. Jurkovic
G	B. Coleman	DT	K. Pritchett
C	J. Wade	DE	E. Curry
G	B. DeMarco	LB	B. Paup
T	L. Searcy	LB	B. Schwartz
TE	P. Mitchell	LB	K. Hardy
WR	K. McCardell	CB	A. Beasley
QB	M. Brunell	CB	D. Thomas
RB	F. Taylor	S	D. Darius
RB	D. Shelton	S	C. Hudson

GAME NOTES

- This was the Patriots sixth playoff game in three years and it marked the third consecutive season they qualified for postseason play.
- Despite playing without four starters, the Patriots trailed by only two points, 12-10, early in the fourth quarter.
- Jacksonville's RB Fred Taylor rushed for 162 yards on 33 carries, the second highest total recorded against the Patriots in playoff history.

PLAYOFF GAME-BY-GAMES

2001 AFC DIVISIONAL PLAYOFF • NEW ENGLAND 16, OAKLAND 13 ot • Foxboro Stadium
January 19, 2002 • Weather: 25 degrees; Snow; wind NE 3 mph • Attendance - 60,292

	1	2	3	4	OT	F
Oakland Raiders	0	7	6	0	0	13
New England Patriots	**0**	**0**	**3**	**10**	**3**	**16**

TEAM	Q	PLAY	SCORE Visitor	SCORE Home
Oakland	2	J. Jett 13 yd pass from R. Gannon (S. Janikowski kick)	7	0
NE	3	A. Vinatieri 23 yd field goal	7	3
Oakland	3	S. Janikowski 38 yd field goal	10	3
Oakland	3	S. Janikowski 45 yd field goal	13	3
NE	4	T. Brady 6 yd run (A. Vinatieri kick)	13	10
NE	4	A. Vinatieri 45 yd field goal	13	13
NE	OT	A. Vinatieri 23 yd field goal	13	16

FINAL INDIVIDUAL STATISTICS

RUSHING	NO	YDS	AVG	LG	TD
C. Garner	17	64	3.8	12	0
T. Wheatley	4	5	1.3	2	0
Z. Crockett	3	3	1.0	2	0
T. Kirby	1	3	3.0	3	0
R. Gannon	5	2	0.4	5	0
Raiders:	**30**	**77**	**2.6**	**12**	**0**

RUSHING	NO	YDS	AVG	LG	TD
A. Smith	20	65	3.3	12	0
T. Brady	5	16	3.2	6t	1
J. Redmond	3	-3	-3.0	0	0
T. Brown	1	-9	-9.0	-9	0
K. Faulk	1	-1	-1.0	-1	0
Patriots:	**30**	**68**	**2.3**	**12**	**1**

RECEIVING	NO	YDS	AVG	LG	TD
T. Brown	5	42	8.4	19	0
J. Rice	4	48	12.0	22	0
C. Garner	4	32	8.0	12	0
J. Jett	2	23	11.5	13t	1
J. Brigham	1	10	10.0	10	0
J. Porter	1	4	4.0	4	0
Raiders:	**17**	**159**	**9.4**	**22**	**1**

RECEIVING	NO	YDS	AVG	LG	TD
J. Wiggins	10	68	6.8	22	0
D. Patten	8	107	13.4	25	0
T. Brown	4	43	10.8	29	0
J. Redmond	4	43	10.8	20	0
M. Edwards	3	29	9.7	13	0
K. Faulk	3	22	7.3	8	0
Patriots:	**32**	**312**	**9.8**	**29**	**0**

INTERCEPTIONS	NO	YDS	AVG	LG	TD
J. Harris	1	5	5.0	5	0

INTERCEPTIONS	NO	YDS	AVG	LG	TD
Patriots:	0	0	0.0	0	0

PUNTING	NO	YDS	AVG	IN20	LG
S. Lechler	9	352	39.1	1	51

PUNTING	NO	YDS	AVG	IN20	LG
K. Walter	8	280	35.0	1	43

PUNT RETURN	NO	FC	YDS	AVG	LG	TD
C. Woodson	1	2	-3	-3.0	-3	0
T. Brown	0	1	0	0.0	0	0
Raiders:	**1**	**3**	**-3**	**-3.0**	**-3**	**0**

PUNT RETURN	NO	FC	YDS	AVG	LG	TD
T. Brown	5	0	49	9.8	27	0

KICKOFF RET.	NO	YDS	AVG	LG	TD
T. Kirby	4	91	22.8	26	0

KICKOFF RET.	NO	YDS	AVG	LG	TD
P. Pass	5	95	19.0	24	0

PASSING	A	C	YDS	PCT.	TD	I	LG	S/YD	RATING
R. Gannon	31	17	159	54.8	1	0	22	1/6	79.9
Raiders:	**31**	**17**	**159**	**54.8**	**1**	**0**	**22**	**1/6**	**79.9**

PASSING	A	C	YDS	PCT	TD	I	LG	S/YD	RATING
T. Brady	52	32	312	61.5	0	1	29	2/15	70.4
Patriots:	**52**	**32**	**312**	**61.5**	**0**	**1**	**29**	**2/15**	**70.4**

TEAM STATISTICS	OAK	NE
TOTAL FIRST DOWNS	**14**	**22**
By Rushing	4	5
By Passing	10	17
By Penalty	0	0
Third Down: Md/Att.	4/15	4/16
Third Down: Eff.	27%	25%
TOTAL NET YARDS	**230**	**365**
Total Offensive Plays	62	84
Avg. per Play	3.7	4.3
NET YARDS RUSHING	**77**	**68**
Total Rushing Plays	30	30
Avg. per Rush	2.6	2.3
NET YARDS PASSING	**153**	**297**
Sacked/Yards Lost	1/6	2/15
Gross Yards Passing	159	312
Att.-Comp.-Int	31-17-0	52-32-1
Completion Pct.	54.8	61.5
PUNTS/AVERAGE	**9/39.1**	**8/35.0**
PENALTIES/YARDS	**4/20**	**1/15**
FUMBLES/BALLS LOST	**0/0**	**3/0**
FIELD GOALS	**38, 45**	**23,45,23**

NE PATRIOTS STARTING LINEUP

WR	T. Brown	LE	B. Hamilton
LT	M. Light	DT	B. Mitchell
LG	M. Compton	DT	R. Parker
C	D. Woody	RE	A. Pleasant
RG	J. Andruzzi	OLB	M. Vrabel
RT	G. Robinson-Randall	MLB	T. Bruschi
TE	R. Rutledge	OLB	R. Phifer
WR	D. Patten	LCB	T. Law
QB	T. Brady	RCB	O. Smith
FB	M. Edwards	SS	L. Milloy
RB	A. Smith	FS	T. Jones

OAKLAND RAIDERS STARTING LINEUP

WR	T. Brown	LE	R. Upshaw
LT	B. Sims	DT	R. Coleman
LG	S. Wisnewski	DT	G. Jackson
C	A. Treu	RE	T. Bryant
RG	F. Middleton	OLB	W. Thomas
RT	L. Kennedy	MLB	G. Biekert
TE	R. Williams	OLB	E. Alexander
WR	J. Rice	LCB	C. Woodson
QB	R. Gannon	RCB	E. Allen
FB	J. Ritchie	SS	J. Harris
RB	C. Garner	FS	A. Dorsett

GAME NOTES

- In the final game at Foxboro Stadium, the Patriots rallied from behind for a memorable win on a snow-covered field to advance to the AFC Championship Game.
- Kicker Adam Vinatieri nailed a 45-yard field goal through heavy snow to tie the game and force overtime after the Patriots had trailed 13-3 in the fourth quarter. Vinatieri later kicked a game-winning, 23-yard field goal in the extra period.
- Quarterback Tom Brady set Patriots single-game playoff records for yards passing (312), passing attempts (52) and pass completions (32).

PLAYOFF GAME-BY-GAMES

2001 AFC CHAMPIONSHIP • NEW ENGLAND 24, PITTSBURGH 17 • Heinz Field

January 27, 2002 • 50 degrees; wind SW 16 mph • Attendance - 64,704

	1	2	3	4	OT	F
New England Patriots	**7**	**7**	**7**	**3**	--	**24**
Pittsburgh Steelers	0	3	14	0	--	17

TEAM	Q	PLAY	SCORE Visitor	SCORE Home
NE	1	T. Brown 55 yd punt return (A. Vinatieri kick)	7	0
Pittsburgh	2	K. Brown 30 yd field goal	7	3
NE	2	D. Patten 11 yd pass from D. Bledsoe (A. Vinatieri kick)	14	3
NE	3	A. Harris 49 yd blocked field goal return (A. Vinatieri kick)	21	3
Pittsburgh	3	J. Bettis 1 yd run (K. Brown kick)	21	10
Pittsburgh	3	A. Zereoue 11 yd run (K. Brown kick)	21	17
NE	4	A. Vinatieri 44 yd field goal	24	17

FINAL INDIVIDUAL STATISTICS

RUSHING	NO	YDS	AVG	LG	TD
A. Smith	15	47	3.1	19	0
J. Redmond	3	13	4.3	7	0
T. Brady	2	3	1.5	2	0
M. Edwards	1	3	3.0	3	0
D. Bledsoe	4	1	0.3	4	0
Patriots:	**25**	**67**	**2.7**	**19**	**0**

RECEIVING	NO	YDS	AVG	LG	TD
T. Brown	8	121	15.1	28	0
D. Patten	4	39	9.8	15	1
M. Edwards	4	26	6.5	7	0
C. Johnson	2	22	11.0	15	0
J. Wiggins	2	7	3.5	4	0
J. Redmond	2	2	1.0	7	0
Patriots:	**22**	**217**	**9.9**	**28**	**1**

INTERCEPTIONS	NO	YDS	AVG	LG	TD
T. Jones	1	19	19.0	19	0
L. Milloy	1	11	11.0	11	0
T. Buckley	1	0	0.0	0	0
Patriots:	**3**	**30**	**10.0**	**19**	**0**

PUNTING	NO	YDS	AVG	IN20	LG
K. Walter	7	274	39.1	2	52

PUNT RETURN	NO	FCYDS	AVG	LG	TD
T. Brown	3	1 80	26.7	55t	1

KICKOFF RET.	NO	YDS	AVG	LG	TD
P. Pass	3	83	27.7	35	0

RUSHING	NO	YDS	AVG	LG	TD
K. Stewart	8	41	5.1	34	0
A. Zereoue	4	11	2.8	11t	1
J. Bettis	9	8	0.9	4	1
H. Ward	1	-2	-2.0	-2	0
Steelers:	**22**	**58**	**2.6**	**34**	**2**

RECEIVING	NO	YDS	AVG	LG	TD
H. Ward	6	64	10.7	24	0
P. Burress	5	67	13.4	16	0
A. Zereoue	4	50	12.5	19	0
J. Bettis	2	23	11.5	12	0
T. Edwards	2	16	8.0	9	0
D. Kreidler	2	13	6.5	9	0
M. Cushing	1	10	10.0	10	0
B. Shaw	1	9	9.0	9	0
J. Tuman	1	3	3.0	3	0
Steelers:	**24**	**255**	**10.6**	**24**	**0**

INTERCEPTIONS	NO	YDS	AVG	LG	TD
Steelers:	0	0	0.0	0	0

PUNTING	NO	YDS	AVG	IN20	LG
J. Miller	6	258	43.0	2	53

PUNT RETURN	NO	FCYDS	AVG	LG	TD
T. Edwards	3	0 29	9.7	28	0

KICKOFF RET.	NO	YDS	AVG	LG	TD
T. Edwards	5	86	17.2	26	0

PASSING	A	C	YDS	PCT.	TD	I	LG	S/YD	RATING
D. Bledsoe	21	10	102	47.6	1	0	18	2/11	77.9
T. Brady	18	12	115	66.7	0	0	28	2/14	84.3
Patriots:	**39**	**22**	**217**	**56.4**	**1**	**0**	**28**	**4/25**	

PASSING	A	C	YDS	PCT	TD	I	LG	S/YD	RATING
K. Stewart	42	24	255	57.1	0	3	24	3/7	45.2
Steelers:	**42**	**24**	**255**	**57.1**	**0**	**3**	**24**	**3/7**	**45.2**

TEAM STATISTICS	NE	PIT
TOTAL FIRST DOWNS	**15**	**23**
By Rushing	4	4
By Passing	11	14
By Penalty	0	5
Third Down: Md/Att.	6/17	4/14
Third Down: Eff.	35%	29%
TOTAL NET YARDS	**259**	**306**
Total Offensive Plays	68	67
Avg. per Play	3.8	4.6
NET YARDS RUSHING	**67**	**58**
Total Rushing Plays	25	22
Avg. per Rush	2.7	2.6
NET YARDS PASSING	**192**	**248**
Sacked/Yards Lost	4/25	3/7
Gross Yards Passing	217	255
Att.-Comp.-Int	39-22-0	42-24-3
Completion Pct.	56.4	57.1
PUNTS/AVERAGE	**7/39.1**	**6/43.0**
PENALTIES/YARDS	**12/87**	**3/25**
FUMBLES/BALLS LOST	**0/0**	**2/1**
FIELD GOALS	**44**, 50	**30**, 34

NE PATRIOTS STARTING LINEUP

WR	T. Brown	LE	B. Hamilton
LT	M. Light	NT	R. Seymour
LG	M. Compton	RE	A. Pleasant
C	D. Woody	OLB	W. McGinest
RG	J. Andruzzi	ILB	M. Vrabel
RT	G. Robinson-Randall	MLB	T. Bruschi
TE	J. Wiggins	OLB	R. Phifer
WR	D. Patten	LCB	T. Law
QB	T. Brady	RCB	O. Smith
FB	M. Edwards	SS	L. Milloy
RB	J. Redmond	FS	T. Jones

PITTSBURGH STEELERS STARTING LINEUP

WR	P. Burress	LE	A. Smith
LT	W. Gandy	NT	C. Hampton
LG	A. Faneca	RE	K. Von Oelhoffen
C	J. Hartings	OLB	J. Gildon
RG	R. Tylski	ILB	E. Holmes
RT	M. Smith	ILB	K. Bell
TE	J. Tuman	OLB	J. Porter
WR	H. Ward	LCB	C. Scott
QB	K. Stewart	RCB	B. Alexander
FB	J. Witman	SS	L. Flowers
RB	J. Bettis	FS	D. Washington

GAME NOTES

- The Patriots claimed their third AFC Championship in their third trip to the championship game (1985, 1996, 2001).
- ·Wide receiver Troy Brown was involved in the Patriots two special teams touchdowns, scoring the first on a 55-yard punt return and then scooping up a blocked field goal and lateraling the ball to Antwan Harris, who ran the ball in for another touchdown.
- ·Quarterback Drew Bledsoe replaced an injured Tom Brady in the second quarter and, in his first game action in five months, threw a touchdown pass to David Patten to put New England firmly in command of the game.

PLAYOFF GAME-BY-GAMES

SUPER BOWL XXXVI • NEW ENGLAND 20, ST. LOUIS 17 • Superdome

February 3, 2002 • Weather: Indoors • Attendance - 72,922

	1	2	3	4	OT	F
St. Louis Rams	3	0	0	14	--	17
New England Patriots	**0**	**14**	**3**	**3**	--	**20**

TEAM	Q	PLAY	SCORE Visitor	SCORE Home
St. Louis	1	J. Wilkins 50 yd field goal	3	0
NE	2	T. Law 47 yd interception return (Vinatieri kick)	3	7
NE	2	D. Patten 8 yd pass from T. Brady (A. Vinatieri kick)	3	14
NE	3	A. Vinatieri 37 yd field goal	3	17
St. Louis	4	K. Warner 2 yd run	10	17
St. Louis	4	R. Proehl 26 yd pass from K. Warner (J. Wilkins kick)	17	17
NE	4	A.Vinatieri 48 yd field goal	17	20

FINAL INDIVIDUAL STATISTICS

RUSHING	NO	YDS	AVG	LG	TD
M. Faulk	17	76	4.5	15	0
K. Warner	3	6	2.0	5	1
A. Hakim	1	5	5.0	5	0
J. Hodgins	1	3	3.0	3	0
Rams:	**22**	**90**	**4.1**	**15**	**1**

RUSHING	NO	YDS	AVG	LG	TD
A. Smith	18	92	5.1	17	0
D. Patten	1	22	22.0	22	0
K. Faulk	2	15	7.5	8	0
M. Edwards	2	5	2.5	3	0
T. Brady	1	3	3.0	3	0
J. Redmond	1	-4	-4.0	-4	0
Patriots:	**25**	**133**	**5.3**	**22**	**0**

RECEIVING	NO	YDS	AVG	LG	TD
A. Hakim	5	90	18.0	29	0
I. Bruce	5	56	11.2	22	0
T. Holt	5	49	9.8	18	0
M. Faulk	4	54	13.5	22	0
R. Proehl	3	71	23.7	30	1
J. Robinson	2	18	9.0	12	0
E. Conwell	2	8	4.0	9	0
Y. Murphy	1	11	11.0	11	0
J. Hodgins	1	8	8.0	8	0
Rams:	**28**	**365**	**13.0**	**30**	**1**

RECEIVING	NO	YDS	AVG	LG	TD
T. Brown	6	89	14.8	23	0
J. Redmond	3	24	8.0	11	0
J. Wiggins	2	14	7.0	8	0
M. Edwards	2	7	3.5	5	0
D. Patten	1	8	8.0	8t	1
A. Smith	1	4	4.0	4	0
K. Faulk	1	-1	-1.0	-1	0
Patriots:	**16**	**145**	**9.1**	**23**	**1**

INTERCEPTIONS	NO	YDS	AVG	LG	TD
Rams:	0	0	0.0	0	0

INTERCEPTIONS	NO	YDS	AVG	LG	TD
T. Law	1	47	47.0	47t	1

PUNTING	NO	YDS	AVG	IN20	LG
J. Baker	4	159	39.8	3	49

PUNTING	NO	YDS	AVG	IN20	LG
K. Walter	8	345	43.1	4	53

PUNT RETURN	NO	FC	YDS	AVG	LG	TD
D. Bly	3	2	6	2.0	7	0

PUNT RETURN	NO	FC	YDS	AVG	LG	TD
T. Brown	1	1	4	4.0	4	0

KICKOFF RET.	NO	YDS	AVG	LG	TD
Y. Murphy	3	81	27.0	38	0
M. Faulk	1	1	1.0	1	0
Rams:	**4**	**82**	**20.5**	**38**	**0**

KICKOFF RET.	NO	YDS	AVG	LG	TD
P. Pass	3	85	28.3	35	0
T. Brown	1	15	15.0	15	0
Patriots:	**4**	**100**	**25.0**	**35**	**0**

PASSING	A	C	YDS	PCT	TD	I	LG	S/YD	RATING
K. Warner	44	28	365	63.6	1	2	30	3/28	78.3
Rams:	**44**	**28**	**365**	**63.6**	**1**	**2**	**30**	**3/28**	**78.3**

PASSING	A	C	YDS	PCT	TD	I	LG	S/YD	RATING
T. Brady	27	16	145	59.3	1	0	23	1/7	86.2
K. Faulk	0	0	0	0.0	0	0	0	1/4	0.0
Patriots:	**27**	**16**	**145**	**59.3**	**1**	**0**	**23**	**2/11**	**86.2**

TEAM STATISTICS	STL	NE
TOTAL FIRST DOWNS	**26**	**15**
By Rushing	7	6
By Passing	16	8
By Penalty	3	1
Third Down: Md/Att.	5/13	2/11
Third Down: Eff.	38%	18%
TOTAL NET YARDS	**427**	**267**
Total Offensive Plays	69	54
Avg. per Play	6.2	4.9
NET YARDS RUSHING	**90**	**133**
Total Rushing Plays	22	25
Avg. per Rush	4.1	5.3
NET YARDS PASSING	**337**	**134**
Sacked/Yards Lost	3/28	2/11
Gross Yards Passing	365	145
Att.-Comp.-Int	44-28-2	27-16-0
Completion Pct.	63.6	59.3
PUNTS/AVERAGE	**4/39.8**	**8/43.1**
PENALTIES/YARDS	**6/39**	**5/31**
FUMBLES/BALLS LOST	**2/1**	**0/0**
FIELD GOALS	**50**, 52	**37**, **48**

NE PATRIOTS STARTING LINEUP

WR	T. Brown	LE	B. Hamilton
LT	M. Light	DT	B. Mitchell
LG	M. Compton	DT	R. Seymour
C	D. Woody	RE	A. Pleasant
RG	J. Andruzzi	LLB	M. Vrabel
RT	G. Robinson-Randall	MLB	T. Bruschi
TE	J. Wiggins	RLB	R. Phifer
WR	D. Patten	LCB	T. Law
QB	T. Brady	RCB	O. Smith
FB	M. Edwards	SS	L. Milloy
RB	A. Smith	FS	T. Jones

ST. LOUIS RAMS STARTING LINEUP

WR	T. Holt	LE	C. Ahanotu
LT	O. Pace	DT	B. Young
LG	T. Nutten	DT	J. Zgonina
C	A.McCollum	RE	G. Wistrom
RG	A. Timmerman	LLB	D. Davis
RT	R. Jones	MLB	L. Fletcher
TE	E. Conwell	RLB	T. Polley
WR	I. Bruce	LCB	A. Williams
QB	K. Warner	RCB	D. McCleon
FB	J. Hodgins	SS	A Archuleta
RB	M. Faulk	FS	K. Herring

GAME NOTES

- The Patriots won the first Super Bowl in their 42-year history with their 20-17 win over the Rams.
- Patriots kicker Adam Vinatieri kicked the first last second, game-winning field goal in Super Bowl history as his 48-yard kick sailed through the goalposts as time expired.
- The Patriots defense forced three St. Louis turnovers and converted them into two touchdowns and a field goal.

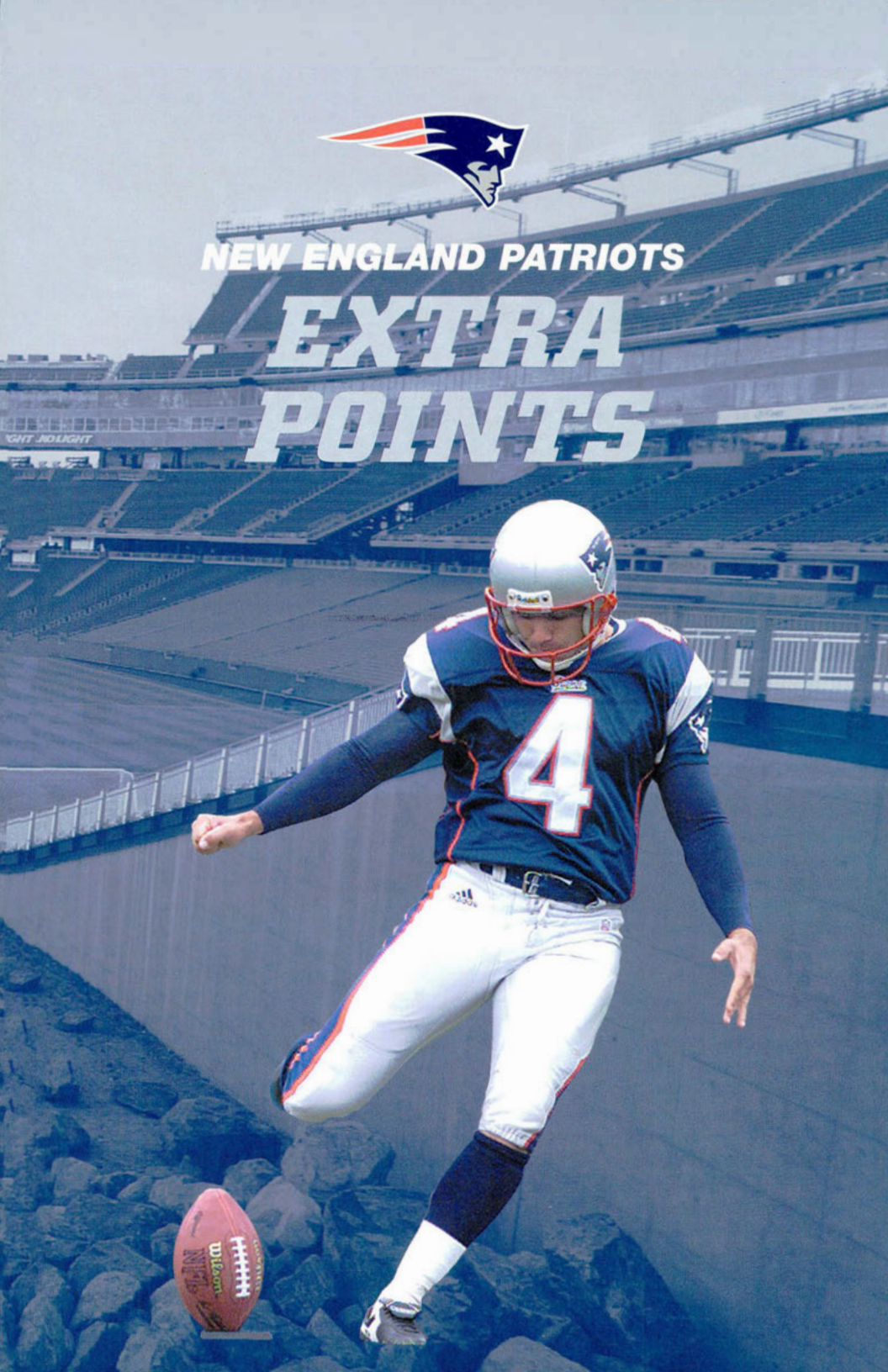
NEW ENGLAND PATRIOTS
EXTRA POINTS

WBCN's ROCK RADIO NETWORK



Gil Santos

WBCN 104.1 FM



Gino Cappelletti

WBCN 104.1 FM is proud to be the flagship station of two championship teams, both on the field and in the booth. For the eighth consecutive season, Patriots fans throughout New England will enjoy the complete and comprehensive coverage of the Patriots on WBCN's Rock Radio Network, which delivers static-free stereo sound of the NFL's best broadcast team, Gil Santos and Gino Cappelletti.

Santos and Cappelletti provide Patriots fans with in-depth game analysis and complete play-by-play detail of every Patriots game. This year, they will celebrate their 19th season together in the year the Patriots defend their first Super Bowl title in franchise history.

Santos is now in his 26th season as the voice of the Patriots, having covered the team from 1966-79 and again from 1991 to present. The veteran play-by-play broadcaster is also the sports director at WBZ radio.

Cappelletti enters his 22nd season offering his insight and expert analysis of the game. It would be hard to find anyone more knowledgeable on the subject of the Patriots than Cappelletti. He was one of the original members of the Boston Patriots and retired in 1970 after an 11-year all-star career. He is the Patriots all-time leading scorer (1,130 points) and ranks sixth among the Patriots all-time leading receivers (292 career receptions) entering the 2002 season. Following his playing career, he spent three seasons on the Patriots sidelines (1979-81) as an assistant on Ron Erhardt's staff and is in his 22nd year in the broadcast booth, providing game analysis along with Santos (1972-78 and 91-present) and Dale Arnold (1988-90).

Game day coverage on WBCN begins three hours before each game. WBCN sports director Bill Abbate and former Patriots greats Pete Brock and Tim Fox host the pre-game show. The trio also provide a two-hour post-game show that includes exclusive coverage of Coach Bill Belichick's post-game press conference and interviews with Patriots players.

PATRIOTS RADIO NETWORK

FLAGSHIP STATION

WBCN .....Boston, Mass. .....104.1 FM

MASSACHUSETTS

WAHL.....Athol .....99.9 FM
WAQY.....Springfield .....102.1 FM
WBEC-A/F ....Pittsfield .....1420 AM
WBSM .....New Bedford .....1420 AM
WCIB .....Cape Cod .....101.9 FM
WSAR .....Fall River.....1480 AM
WWFX-FM ....Worcester .....100.1 FM

NEW HAMPSHIRE

WBHG .....Laconia .....101.5 FM
WGIR .....Manchester .....610 AM
WKBK.....Keene .....1220 AM
WSHK .....Portsmouth.....105.3 FM
WSAK.....Portsmouth.....102.1 FM
WTSL .....Hanover.....1400 AM
WVRR .....Lebanon .....101.7 FM

RHODE ISLAND

WSKO-AM ....Providence .....790 AM
WSKO-FM ....Providence .....99.7 FM

VERMONT

WCFR	Springfield	93.5 FM
WDEV	Waterbury	550 AM
WEAV	Burlington	960 AM
WEXP	Rutland	101 FM
WKVT	Brattleboro	92.7 FM
WLVB	Middleboro	93.9 FM
WMOO	Derby	92.1 FM
WXZO	Burlington	96.7 FM

MAINE

WBLM-FM	Portland	102.9 FM
WEBB-FM	Augusta	98.5 FM
WFXZ	Bangor	101.7 FM
WIDE	Biddeford	1400 AM
WNSX	Winter Harbor	97.7 FM
WOZI-FM	Presque Isle	101.9 FM

CONNETICUT

WAXK	New London	102.3 FM
WCCC	Hartford	1290 AM
WINY	Putnam	1350 AM

2001 PRESEASON TV NETWORK

For the eighth straight year, the New England Patriots will team with WCVB-TV, Channel 5 in Boston, to televise each of the Patriots preseason games. The broadcasts will be produced locally by Boston Bureau Productions. The Patriots will once again handle the advertising sales and oversee the production of the telecasts. Veteran CBS broadcaster Don Criqui will provide play-by-play details for the eighth straight preseason. Former NFL head coach and CBS analyst Jerry Glanville will provide color commentary alongside Criqui for the eighth straight preseason. The broadcast tandem will be joined by WCVB sports director Mike Lynch, who will offer his on-field insights and interviews as a sideline reporter.

Preseason Broadcast Schedule

Date	Opponent	Time
Aug. 10, 2002	at New York Giants	8:00 p.m.
Aug. 23, 2002	Carolina Panthers	8:00 p.m.
Aug. 29, 2002	at Washington Redskins	8:00 p.m.

Preseason Broadcast Network

Boston, MA	WCVB	Ch. 5
Providence,RI	WNAC	Ch.64
Springfield,MA	WWLP	Ch.22
Portland,ME	WMTW	Ch.8
Hartford,CT	WTXX	CH.20


Don Criqui

Jerry Glanville


Mike Lynch

STAY TUNED

PATRIOTS MONDAY

This season, Sports Radio 850 WEEI will have the exclusive rights to broadcast "Patriots Monday," a program that offers fans unique insight and analysis from Head Coach Bill Belichick and multiple Patriots players, including a weekly exclusive interview with quarterback Tom Brady. WEEI will broadcast "Patriots Monday" live from CMGI Field, kicking off the day with "Dennis & Callahan" at 6:00 a.m., followed by "Dale & Neumy" at 10:00 a.m. and "The Big Show, with Glenn Ordway" wrapping up the day from 2:00 to 6:00 p.m. Tune in from 6:00 to 7:00 p.m. for the best of the day "Instant Replay."

PATRIOTS ALL ACCESS

Saturdays at 11 a.m. and 7:00 p.m. on WCVB in Boston

Patriots All Access, an Emmy Award-winning one-hour magazine show, airs weekly throughout the season on WCVB, Channel 5 in Boston. Indicative of its name, Patriots All Access provides viewers exclusive, behind-the-scenes access and in-depth weekly features on Patriots players and personnel. The program is hosted by WCVB sports director Mike Lynch, who features weekly chalk talks with Patriots Head Coach Bill Belichick and an interview with a Patriot "Player of the Week." John Dennis adds a weekly segment with an in-depth player feature. Patriots All Access also offers game previews, reviews and comprehensive analysis of every Patriots game. The program airs on Saturdays at 11:00 a.m. and again at 7:00 p.m. on WCVB in Boston. The program can been seen in its entirety in other markets throughout New England, from Portland to Providence. Check your local listings for times and locations.

PATRIOTS 5TH QUARTER

Immediately after the game, tune in for Patriots Fifth Quarter, the popular post-game show featuring exclusive live coverage of Head Coach Bill Belichick's press conference. Patriots Fifth Quarter also provides in-depth post-game analysis, complete with video highlights and one-on-one player interviews.

PATRIOTS POOL REPORTERS

Veteran beat reporters Glen Farley of the *Brockton Enterprise* and Ron Hobson of the *Quincy Patriot Ledger* will serve as the Patriots pool reporters for the upcoming season. In the event that there is the need to get comments from a game official after a game, a pool reporter will be allowed access to ask questions and record comments. The comments will then be distributed by the Pool Reporter to all other media. Farley and Hobson each sit in the first row of the Patriots press box on game days.

Glen Farley
Brockton Enterprise

Ron Hobson
Quincy Patriot Ledger

PATRIOTS.COM RADIO

Extending to audiences around the world, www.patriots.com, the official web site of the New England Patriots, also offers weekday programming throughout the season on Patriots.com Radio. From noon until midnight each weekday, Patriots fans can tune in via the Internet to hear candid commentary during Patriots Cafe, a lunch-hour chat with players, coaches, team officials, writers and broadcasters. Patriots.com Radio will also offer press conferences and player interviews throughout the week. "PFW in Progress" is another regular segment, featuring the staff of *Patriots Football Weekly*, that discusses daily news, notes and anecdotes that they have discovered during their daily coverage of the team.

TRAINING CAMP



BRYANT COLLEGE IN SMITHFIELD, RI

CAMP OPENS:
Friday, July 26, 2002

CAMP ENDS:
Wednesday, Aug. 21, 2002

MAILING ADDRESS:
Bryant College
c/o New England Patriots
1150 Douglas Pike
Smithfield, RI 02917

OFFICE PHONE:
(401) 232-1776

FAN INFO LINE:
(401) 232-6480

For the 27th year, the Patriots will use Bryant College as the site of their summer training camp. This prestigious business college, located on a 392-acre campus in close proximity to Providence, Boston, and Worcester, attracts students from 31 states and 43 countries.

Bryant College has a 138-year tradition in higher education offering undergraduate and graduate degrees. State-of-the-art technology, a curriculum that balances business with liberal arts, and an outstanding faculty help students achieve their personal best in life and in business. The college's accreditation by AACSB International—The Association to Advance Collegiate Schools of Business, and the New England Association of Schools and Colleges, demonstrates its commitment to academic excellence. *Barron's* listed Bryant as one of the "Best Buys" in higher education.

Bryant's academic reputation is enhanced by the resources it provides to support the region's business community. Many businesses utilize the facility for meetings, conferences, and retreats or work with the Executive Development Center for educational and training programs. The John H. Chafee Center for International Business assists organizations with import/export and international trade issues and the college has developed strategic alliances with businesses and government to support small business development and telecommunication advances. New athletic facilities, ample residential accommodations, and prime location have made Bryant College an attractive site for the Patriots to continue their training camp.

For more information about Bryant College, call (401) 232-6000; or visit their web site at www.bryant.edu.

2002 NEW ENGLAND PATRIOTS CHEERLEADERS

Director/Choreographer:
Tracy Sormanti

Line Captains:
Jennifer Brody
Nicole Chapman
Michelle Ebrecht
Meghan Kennedy
Kalen Samsel

Veterans:
Doni Akers
Tracie Amaral
Samantha Baker
Kristie Borges
Benita Dewing
Daryl Driscoll
Ann DuLong
Jennifer Eskander
Alani Gabriel
Michelle Gagnon
Elizabeth Harlow
Heidi Sullivan Laroche
Alyssa Manzi
Sarah Mitchell
Debra Molloy
Barbara Ann Noe
Dawn Quintiliani
Gabrielle Valliere

Rookies:
Elizabeth Anania
Meghan Cass
Cassie Dealy
Charisse Draleau
Heidi Fielek
Kristin Gauvin
Melissa Ham-Ellis
Elizabeth Hanson
Amy Mackin
Diana Martufi
Melinda McGrath
Lori O'Dell
Lauren Pagliuca
Annette Perry
Alison Preston
Nicole Schell
Jessica Wilson

Pat Patriot Mascot:
Matthew Noonan

The Patriots Cheerleaders are doing more than ever to support the New England Patriots organization. The 40 women carefully selected from the 325 hopefuls will add life to the sidelines and to the community for the 2002 season. These talented and beautiful women have made a difference in the community through their community service. In addition to supporting charitable organizations throughout New England, members of the squad also traveled overseas as part of the Citizen Patriot Tour, visiting U.S. Military Troops in Germany, Italy, Bosnia, Kosovo and Macedonia.

In addition to their charitable work, the Patriots Cheerleaders also make hundreds of personal appearances annually for local businesses. The ladies have made appearances in all six New England states as well as New York, New Jersey, New Orleans, Florida, Texas, Hawaii, the Grand Bahama Islands, Mexico City and Japan.

For Patriots Cheerleaders and Pat Patriot appearance rates and guidelines, or for information on the Junior Patriots Cheerleaders program, please contact Tracy Sormanti at (508)384-9101.

NATIONAL FOOTBALL LEAGUE

280 Park Avenue ✯ New York, NY 10017 ✯ (212) 450-2000 ✯ F: (212) 281-7573

AFC

BALTIMORE RAVENS
11001 Owings Mills Blvd.
Owings Mills, MD 21117
(410) 654-6200
(410) 654-6249 (FAX)

BUFFALO BILLS
Ralph Wilson Stadium
One Bills Drive
Orchard Park, NY 14127
(716) 648-1800
(716) 649-6446 (FAX)

CINCINNATI BENGALS
One Paul Brown Stadium
Cincinnati, OH 45202
(513) 621-3550
(513) 621-3570 (FAX)

CLEVELAND BROWNS
76 Lou Groza Boulevard
Berea, OH 44017
(440) 891-5000
(440) 891-5009 (FAX)

DENVER BRONCOS
13655 Broncos Parkway
Englewood, CO 80112
(303) 649-9000
(303) 649-9354 (FAX)

INDIANAPOLIS COLTS
Union Federal Football Center
7001 West 56th Street
Indianapolis, IN 46254
(317) 297-2658
(317) 388-0982 (FAX)

JACKSONVILLE JAGUARS
One Alltel Stadium Place
Jacksonville, FL 32202
(904) 633-6000
(904) 633-6055 (FAX)

KANSAS CITY CHIEFS
One Arrowhead Drive
Kansas City, MO 64129
(816) 920-9300
(816) 923-4719 (FAX)

MIAMI DOLPHINS
7500 S.W. 30th St.
Davie, FL 33314
(954) 452-7010
(954) 452-7055 (FAX)

NEW ENGLAND PATRIOTS
CMGI Field
One Patriot Place
Foxboro, MA 02035
(508) 543-8200
(508) 543-9053 (FAX)

NEW YORK JETS
1000 Fulton Avenue
Hempstead, NY 11550
(516) 560-8100
(516) 560-8197 (FAX)

OAKLAND RAIDERS
1220 Harbor Bay Parkway
Alameda, CA 94502
(510) 864-5000
(510) 864-5160 (FAX)

PITTSBURGH STEELERS
P.O. Box 6763
Pittsburgh, PA 15212
(412) 323-1200
(412) 323-2183 (FAX)

SAN DIEGO CHARGERS
4020 Murphy Canyon Road
San Diego, CA 92123
(858) 874-4500
(858) 292-2760 (FAX)

SEATTLE SEAHAWKS
11220 N.E. 53rd Street
Kirkland, WA 98033
(425) 827-9777
(425) 893-5108 (FAX)

TENNESSEE TITANS
Baptist Sports Park
460 Great Circle Rd.
Nashville, TN 37228
(615) 565-4000
(615) 565-4105 (FAX)

NFC

ARIZONA CARDINALS
8701 South Hardy Drive
Tempe, AZ 85284-2800
(602) 379-0101
(602) 379-1821 (FAX)

ATLANTA FALCONS
4400 Falcon Parkway
Flowery Branch, GA 30542
(770) 965-3115
(770) 965-2766 (FAX)

CAROLINA PANTHERS
800 South Mint Street
Charlotte, NC 28202
(704) 358-7000
(704) 358-7656 (FAX)

CHICAGO BEARS
1000 Football Drive
Halas Hall @ Conway Park
Lake Forest, IL 60045
(847) 295-6600
(847) 615-2387 (FAX)

DALLAS COWBOYS
One Cowboys Parkway
Irving, TX 75063-4999
(972) 556-9900
(972) 556-9304 (FAX)

DETROIT LIONS
222 Republic Drive
Alenpark, MI 48342
(313) 216-4000
(313) 266-4226 (FAX)

GREEN BAY PACKERS
1265 Lombardi Avenue
Green Bay, WI 54304
(920) 496-5700
(920) 496-5712 (FAX)

MINNESOTA VIKINGS
9520 Viking Drive
Eden Prairie, MN 55344
(952) 828-6500
(952) 828-6540 (FAX)

NEW ORLEANS SAINTS
5800 Airline Drive
Metairie, LA 70003
(504) 733-0255
(504) 731-1888 (FAX)

NEW YORK GIANTS
Giants Stadium
East Rutherford, NJ 07073
(201) 935-8111
(201) 935-8493 (FAX)

PHILADELPHIA EAGLES
Novacare Complex
1 Novacare Way
Philadelphia, PA 19145
(215) 463-2500
(215) 339-5464 (FAX)

SAN FRANCISCO 49ERS
4949 Centennial Boulevard
Santa Clara, CA 95054-1229
(408) 562-4949
(408) 727-4937 (FAX)

ST. LOUIS RAMS
1 Rams Way
St. Louis, MO 63045
(314) 982-7267
(314) 770-9261 (FAX)

TAMPA BAY BUCCANEERS
One Buccaneer Place
Tampa, FL 33607
(813) 870-2700
(813) 878-0813 (FAX)

WASHINGTON REDSKINS
21300 Redskin Park Drive
Ashburn, VA 20147
(703) 726-7000
(703) 726-7086 (FAX)

The Patriots and the Community: A Winning Team

THE NEW ENGLAND PATRIOTS CHARITABLE FOUNDATION

The New England Patriots Charitable Foundation is the vehicle through which the Patriots and the Revolution support charitable and philanthropic organizations throughout New England. This support comes in the form of direct grants and in-kind donations of tickets and Patriots memorabilia used as auction/raffle items at charity fundraisers.

The New England Patriots Charitable Foundation, established shortly after Robert Kraft purchased the team in 1994, is a legal 501(c)(3) nonprofit organization. The Foundation underscores the Kraft family's deep commitment to charitable activities in this community. Its primary goal is to support the youth and families of the New England region by assisting programs that foster cultural diversity, education, family and health. The Foundation has taken special interest in youth programs that encourage their growth, creativity, development of character, and education.

Over the past eight years, the Foundation has made donations to thousands of nonprofit organizations in New England. It has also partnered with several community groups, including the Boys and Girls Clubs of

Pro Bowl Cornerback Ty Law visits donors and patients at the Robert K. Kraft Family Blood Donor Center in Boston. Law donated $75,000 to the hospital's minority faculty development program.

Patriots owner Robert Kraft hosted a behind-the-scenes tour of CMGI Field last fall for members of the Boys and Girls Clubs of Boston. Each season, the Patriots donate tickets for each home game to the Boys and Girls Clubs.

Offensive linemen Joe Andruzzi and Damien Woody joined other Patriots and 200 inner-city children for the Salvation Army's Children's Holiday Party. The Patriots helped provide presents to each child in attendance.

Boston; the ROSE (Regaining One's Self-Esteem) Fund; Jane Doe, Inc.; Northeastern University's Center for the Study of Sport in Society; and, most recently, the Massachusetts 9/11 Fund. The Foundation's holiday programs with Morgan Memorial Goodwill Industries and the Salvation Army provide Thanksgiving food baskets and toys for hundreds of children and families during the holiday season. Through the Patriots Charitable Ticket Program, the Foundation also donates Patriots tickets to the Boys & Girls Clubs of Greater Boston so hundreds of youths can attend each game the Patriots play in Foxborough.

The Foundation also supports numerous heath care initiatives including the Robert K. Kraft Family Blood Donor Center at the Dana-Farber Cancer Institute and the Center For Compassionate Care at Northwestern University as well a variety of educational institutions.

This year, the Foundation has teamed up with the Jordan Boys & Girls Club of Chelsea to support the Club's focus on the educational, emotional, physical and social development of inner-city youth. During the coming seasons, the Foundation plans to expand its support for youth football, and promote programs that encourage good sportsmanship, reduce violence and educate the public about crucial health issues.

Fundraisers for the Foundation include an annual golf tournament with Patriots players, coaches and staff and a Kickoff Gala, which this year will be held at the team's new home at CMGI Field. More information and guidelines for submitting donation requests is available on the team's official website, www.patriots.com.



Linebacker Ted Johnson greets youngsters at the annual Patriots Kickoff Gala, an event that raises funds for the Patriots Charitable Foundation.

2002 NFL WEEK-BY-WEEK SCHEDULE

ALL TIMES EASTERN

First Week
Thursday, September 5
San Francisco at N.Y. Giants 8:30
Sunday, September 8
N.Y. Jets at Buffalo 1:00
Baltimore at Carolina 1:00
Minnesota at Chicago 1:00
San Diego at Cincinnati 1:00
Kansas City at Cleveland 1:00
Atlanta at Green Bay 1:00
Indianapolis at Jacksonville 1:00
Detroit at Miami 1:00
Philadelphia at Tennessee 1:00
Arizona at Washington 1:00
St. Louis at Denver 4:15
Seattle at Oakland 4:15
New Orleans at Tampa Bay 4:15
Dallas at Houston 8:30
Monday, September 9
Pittsburgh at New England 9:00

Second Week
Sunday, September 15
Chicago at Atlanta 1:00
Tampa Bay at Baltimore 1:00
Detroit at Carolina 1:00
Cincinnati at Cleveland 1:00
Tennessee at Dallas 1:00
Miami at Indianapolis 1:00
Jacksonville at Kansas City 1:00
Green Bay at New Orleans 1:00
New England at N.Y. Jets 1:00
N.Y. Giants at St. Louis 4:05
Arizona at Seattle 4:05
Buffalo at Minnesota 4:15
Houston at San Diego 4:15
Denver at San Francisco 4:15
Oakland at Pittsburgh 8:30
Monday, September 16
Philadelphia at Washington 9:00

Third Week
Sunday, September 22
(Open Dates: Baltimore, Jacksonville, Oakland, Pittsburgh)
New Orleans at Chicago 1:00
Indianapolis at Houston 1:00
N.Y. Jets at Miami 1:00
Carolina at Minnesota 1:00
Kansas City at New England 1:00
Dallas at Philadelphia 1:00
Cleveland at Tennessee 1:00
San Diego at Arizona 4:05
Buffalo at Denver 4:05
Green Bay at Detroit 4:15
Seattle at N.Y. Giants 4:15
Washington at San Francisco 4:15
Cincinnati at Atlanta 8:30
Monday, September 23
St. Louis at Tampa Bay 9:00

Fourth Week
Sunday, September 29
(Open Dates: Atlanta, Indianapolis, San Francisco, Washington)
Chicago at Buffalo 1:00
New Orleans at Detroit 1:00
Carolina at Green Bay 1:00
N.Y. Jets at Jacksonville 1:00
Miami at Kansas City 1:00
Houston at Philadelphia 1:00
Cleveland at Pittsburgh 1:00
Dallas at St. Louis 1:00
N.Y. Giants at Arizona 1:05
Tampa Bay at Cincinnati 4:05
Tennessee at Oakland 4:15
New England at San Diego 4:15
Minnesota at Seattle 8:30
Monday, September 30
Denver at Baltimore 9:00

Fifth Week
Sunday, October 6
(Open Dates: Detroit, Houston, Minnesota, Seattle)
Tampa Bay at Atlanta 1:00
Oakland at Buffalo 1:00
Arizona at Carolina 1:00
N.Y. Giants at Dallas 1:00
Cincinnati at Indianapolis 1:00
New England at Miami 1:00
Pittsburgh at New Orleans 1:00
Washington at Tennessee 1:00
San Diego at Denver 4:05
Kansas City at N.Y. Jets 4:05
Philadelphia at Jacksonville 4:15
St. Louis at San Francisco 4:15
Baltimore at Cleveland 8:30
Monday, October 7
Green Bay at Chicago 9:00

Sixth Week
Sunday, October 13
(Open Dates: Arizona, Chiacago, N.Y. Jets, Philadelphia)
Pittsburgh at Cincinnati 1:00
Carolina at Dallas 1:00
Buffalo at Houston 1:00
Baltimore at Indianapolis 1:00
Detroit at Minnesota 1:00
Green Bay at New England 1:00
Atlanta at N.Y. Giants 1:00
Jacksonville at Tennessee 1:00
New Orleans at Washington 1:00
Oakland at St. Louis 4:15
Kansas City at San Diego 4:15
Cleveland at Tampa Bay 4:15
Miami at Denver 8:30
Monday, October 14
San Francisco at Seattle 9:00

Seventh Week
Sunday, October 20
(Open Dates: Cincinnati, **New England**, N.Y. Giants, Tennessee)
Carolina at Atlanta 1:00
Jacksonville at Baltimore 1:00
Chicago at Detroit 1:00
Denver at Kansas City 1:00
Buffalo at Miami 1:00
San Francisco at New Orleans 1:00
Minnesota at N.Y. Jets 1:00
Tampa Bay at Philadelphia 1:00
Seattle at St. Louis 1:00
Houston at Cleveland 4:05
San Diego at Oakland 4:05
Dallas at Arizona 4:15
Washington at Green Bay 4:15
Monday, October 21
Indianapolis at Pittsburgh 9:00

Eighth Week
Sunday, October 27
(Open Dates: Green Bay, Miami, St. Louis, San Diego)
Pittsburgh at Baltimore 1:00
Detroit at Buffalo 1:00
Tampa Bay at Carolina 1:00
Tennessee at Cincinnati 1:00
Seattle at Dallas 1:00
Oakland at Kansas City 1:00
Chicago at Minnesota 1:00
Atlanta at New Orleans 1:00
Cleveland at N.Y. Jets 1:00
Arizona at San Francisco 4:05
Houston at Jacksonville 4:15
Denver at New England 4:15
Indianapolis at Washington 8:30
Monday, October 28
N.Y. Giants at Philadelphia 9:00

Ninth Week
Sunday, November 3
(Open Dates: Carolina, Denver, Kansas City, New Orleans)
Baltimore at Atlanta 1:00
New England at Buffalo 1:00
Philadelphia at Chicago 1:00
Pittsburgh at Cleveland 1:00
Dallas at Detroit 1:00
Cincinnati at Houston 1:00
Tennessee at Indianapolis 1:00
Minnesota at Tampa Bay 1:00
N.Y. Jets at San Diego 4:05
St. Louis at Arizona 4:15
San Francisco at Oakland 4:15
Washington at Seattle 4:15
Jacksonville at N.Y. Giants 8:30
Monday, November 4
Miami at Green Bay 9:00

2002 NFL WEEK-BY-WEEK SCHEDULE

ALL TIMES EASTERN

Tenth Week
Sunday, November 10
(Open Dates: Buffalo, Cleveland, Dallas, Tampa Bay)
Cincinnati at Baltimore 1:00
New Orleans at Carolina 1:00
Detroit at Green Bay 1:00
N.Y. Giants at Minnesota 1:00
Indianapolis at Philadelphia 1:00
Atlanta at Pittsburgh 1:00
San Diego at St. Louis 1:00
Houston at Tennessee 1:00
Seattle at Arizona 4:05
Washington at Jacksonville 4:05
New England at Chicago 4:15
Kansas City at San Francisco 4:15
Miami at N.Y. Jets 8:30
Monday, November 11
Oakland at Denver 9:00

Eleventh Week
Sunday, November 17
New Orleans at Atlanta 1:00
Cleveland at Cincinnati 1:00
Dallas at Indianapolis 1:00
Buffalo at Kansas City 1:00
Baltimore at Miami 1:00
Green Bay at Minnesota 1:00
Washington at N.Y. Giants 1:00
Arizona at Philadelphia 1:00
Pittsburgh at Tennessee 1:00
San Francisco at San Diego 4:05
Carolina at Tampa Bay 4:05
N.Y. Jets at Detroit 4:15
Jacksonville at Houston 4:15
Denver at Seattle 4:15
New England at Oakland 8:30
Monday, November 18
Chicago at St. Louis 9:00

Twelfth Week
Sunday, November 24
Tennessee at Baltimore 1:00
Atlanta at Carolina 1:00
Detroit at Chicago 1:00
Jacksonville at Dallas 1:00
San Diego at Miami 1:00
Minnesota at New England 1:00
Cleveland at New Orleans 1:00
Buffalo at N.Y. Jets 1:00
Cincinnati at Pittsburgh 1:00
Green Bay at Tampa Bay 1:00
Oakland at Arizona 4:05
Kansas City at Seattle 4:05
N.Y. Giants at Houston 4:15
St. Louis at Washington 4:15
Indianapolis at Denver 8:30
Monday, November 25
Philadelphia at San Francisco 9:00

Thirteenth Week
Thursday, November 28
New England at Detroit 12:30
Washington at Dallas 4:05
Sunday, December 1
Miami at Buffalo 1:00
Baltimore at Cincinnati 1:00
Carolina at Cleveland 1:00
Chicago at Green Bay 1:00
Pittsburgh at Jacksonville 1:00
Arizona at Kansas City 1:00
Atlanta at Minnesota 1:00
Tennessee at N.Y. Giants 1:00
Houston at Indianapolis 4:05
Denver at San Diego 4:05
St. Louis at Philadelphia 4:15
Seattle at San Francisco 4:15
Tampa Bay at New Orleans 8:30
Monday, December 2
N.Y. Jets at Oakland 9:00

Fourteenth Week
Sunday, December 8
Cincinnati at Carolina 1:00
San Francisco at Dallas 1:00
Cleveland at Jacksonville 1:00
St. Louis at Kansas City 1:00
Buffalo at New England 1:00
Houston at Pittsburgh 1:00
Atlanta at Tampa Bay 1:00
Indianapolis at Tennessee 1:00
N.Y. Giants at Washington 1:00
Detroit at Arizona 4:05
New Orleans at Baltimore 4:05
Philadelphia at Seattle 4:05
Denver at N.Y. Jets 4:15
Oakland at San Diego 4:15
Minnesota at Green Bay 8:30
Monday, December 9
Chicago at Miami 9:00

Fifteenth Week
Sunday, December 15
Seattle at Atlanta 1:00
San Diego at Buffalo 1:00
N.Y. Jets at Chicago 1:00
Jacksonville at Cincinnati 1:00
Indianapolis at Cleveland 1:00
Tampa Bay at Detroit 1:00
Baltimore at Houston 1:00
Oakland at Miami 1:00
Minnesota at New Orleans 1:00
Washington at Philadelphia 1:00
Carolina at Pittsburgh 1:00
Kansas City at Denver 4:05
Dallas at N.Y. Giants 4:15
Green Bay at San Francisco 4:15
Arizona at St. Louis 8:30
Monday, December 16
New England at Tennessee 9:00

Sixteenth Week
Saturday, December 21
Miami at Minnesota 1:30
San Francisco at Arizona 5:00
Philadelphia at Dallas 8:30
Sunday, December 22
Detroit at Atlanta 1:00
Chicago at Carolina 1:00
New Orleans at Cincinnati 1:00
Buffalo at Green Bay 1:00
N.Y. Giants at Indianapolis 1:00
Tennessee at Jacksonville 1:00
San Diego at Kansas City 1:00
Houston at Washington 1:00
St. Louis at Seattle 4:05
Cleveland at Baltimore 4:15
Denver at Oakland 4:15
N.Y. Jets at New England 8:30
Monday, December 23
Pittsburgh at Tampa Bay 9:00

Seventeenth Week
Saturday, December 28
Philadelphia at N.Y. Giants 1:30
Kansas City at Oakland 5:00
Sunday, December 29
Cincinnati at Buffalo 1:00
Atlanta at Cleveland 1:00
Minnesota at Detroit 1:00
Tennessee at Houston 1:00
Miami at New England 1:00
Carolina at New Orleans 1:00
Baltimore at Pittsburgh 1:00
Dallas at Washington 1:00
Jacksonville at Indianapolis 4:05
Arizona at Denver 4:15
Green Bay at N.Y. Jets 4:15
Seattle at San Diego 4:15
Tampa Bay at Chicago 8:30
Monday, December 30
San Francisco at St. Louis 9:00

POSTSEASON SCHEDULE
Wild Card Weekend
January 4-5
Divisional Playoffs
January 11-12
Conference Championships
January 19-20
Super Bowl XXXVII in San Diego, Ca.
Sunday, Jan. 26
AFC-NFC Pro Bowl in Honolulu, Hawaii (ABC)
Sunday, Feb. 2

READ ALL ABOUT IT!!

Patriots Football Weekly
THE OFFICIAL NEWSPAPER OF THE NEW ENGLAND PATRIOTS

Patriots fans can follow their favorite team all year long with a subscription to *Patriots Football Weekly* - the official newspaper of the New England Patriots. The nation's only full-color football newspaper, *Patriots Football Weekly* is published weekly throughout the season and monthly during the offseason and provides readers with exclusive insight to the New England Patriots. Each issue of *Patriots Football Weekly* is loaded with the latest news, game previews and reviews, feature stories, detailed statistics, contests and full-color posters.

Readers will also enjoy weekly interviews with Head Coach Bill Belichick and columns by national football writers Gordon Forbes of *USA Today* and Paul Domowitch of the *Philadelphia Daily News*. All that is in addition to the behind-the-scenes information PFW readers have grown accustomed to reading each week. To subscribe to Patriots Football Weekly, call 1-800-494-PATS. All subscribers receive a free copy of the official 2002 Patriots Yearbook.

Additionally, PFW subscribers have exclusive access to the paper's online site, www.pfwonline.com.

PATRIOTS.COM AMONG TOP SITES

The New England Patriots web site, www.patriots.com ranked fifth among 121 professional sport team web sites in a study conducted by *Street and Smith's SportsBusiness Journal* with the graduate Sports Communication class at the University of Massachusetts. Nine of the top 10 rated team sites were from the National Football League.

The study, rating each team on content; design/technical, commerce and interactivity, was done during a six-week period (April 1-May 8, 2002) when traffic was high for each of the sites.

Rank	Teams	League
1.	Cleveland Browns	NFL
2.	Detroit Lions	NFL
3.	Atlanta Falcons	NFL
4.	Buffalo Bills	NFL
5.	**New England Patriots**	**NFL**
6.	Denver Broncos	NFL
7.	Jacksonville Jaguars	NFL
8.	Washington Capitals	NHL
9.	Miami Dolphins	NFL
10.	Green Bay Packers	NFL

PATRIOTS ON THE INTERNET

During the 2002 season, the Patriots will once again offer one of the most advanced and exciting Web sites in all of sports. Now in its eighth season, fans worldwide will enjoy more features than ever on Patriots.com. All the features, like bulletin boards, chat rooms and daily news updates, will remain but there's much more...

Patriots Video News is Patriots fans' digital eyes and ears now in its sixth season. Watch daily video updates with player interviews, in-depth analysis and action-packed video, plus Tuesday Morning Quarterback -- an exclusive game analysis show with Patriots great Steve Grogan. It picks up where the newspapers and the TV reports leave off. Watch a new edition of Patriots Video News every Monday through Friday during the season and get your late-breaking Patriots information direct-to-digital video show.

VIDEO NEWS

Patriots.com Radio continues in 2002. Every Monday through Friday beginning in September, six hours of original programming will be broadcast beginning at noon (EST). Fans will be able to interact with hosts and guest via phone and e-mail. Replays of the programming will be played until midnight every weekday.

Live press conferences - During the season, watch live coverage of all Patriots press conferences, including Head Coach Bill Belichick's daily visits with the media, as well as post-game pressers straight from the Patriots locker room. Also available in the Patriots Media Center are nearly 3000 Patriots images and audio and video clips.

Patriots Fantasy Forecast is back for 2002. This weekly game tests fans' knowledge of the Patriots and its upcoming opponent and offers prizes for top scorers. Fantasy Forecast can also be played on any cell phone with Internet access.

The Patriots Cheerleader section has expanded with more video and pictures of the NFL's most talented squad. A site dedicated to **Patriots Alumni** has been expanded, allowing fans to keep in touch with their favorite past Patriots.

The **Patriots Pro Shop** has thousands of items and features the latest Patriots merchandise. The **Patriots auctions site** offers great bargains on Patriots merchandise, including game worn items and autographed memorabilia. The proceeds of signed merchandise go directly to the Patriots Charitable Foundation. Get there either through www.patriots.com or directly at www.proteamauctions.com.

That's only a short list of the features found on Patriots.com. Visit today for constant updates.

Web site development by TWIi. They can be contacted at (617) 783-9032.

THE PASSION. THE EXCITEMENT. THE ADRENALINE RUSH.
DON'T YOU JUST LOVE INVESTING?
Call, click, or visit Fidelity. Because you're not just invested. You're personally invested.SM
1.800.FIDELITY
FIDELITY.COM
85 INVESTOR CENTERS
Fidelity Investments
157334

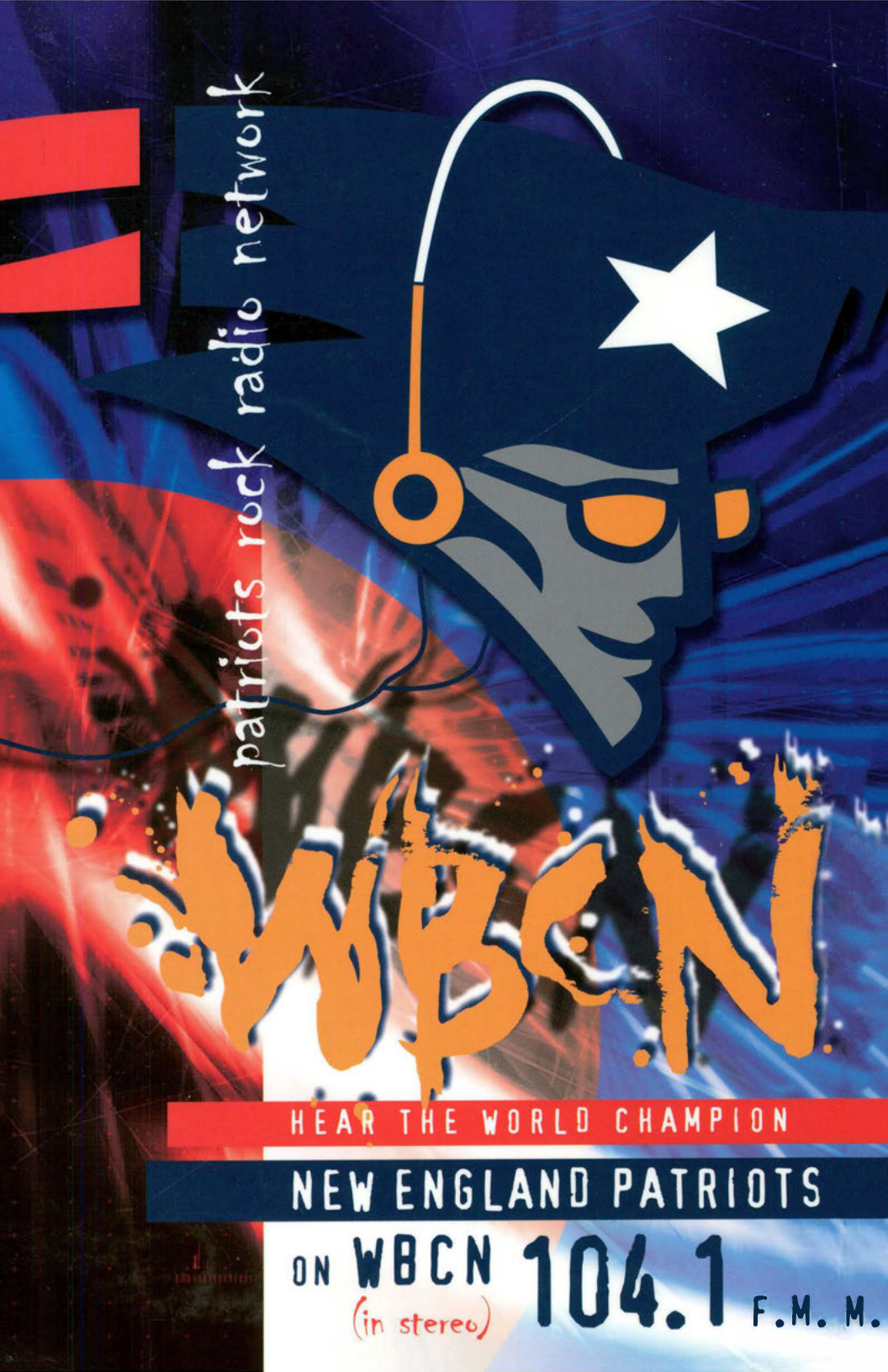
patriots rock radio network
WBCN
HEAR THE WORLD CHAMPION
NEW ENGLAND PATRIOTS
ON WBCN 104.1 F.M.M.
(in stereo)