

NEW ENGLAND PATRIOTS

2005 MEDIA GUIDE



THREE-TIME SUPER BOWL CHAMPIONS

MEDIA RELATIONS CONTACTS



Stacey James
Executive Director



Casey O'Connell
Assistant Director



Michelle L. Murphy
Coordinator



Jared Puffer
Assistant

The 2005 New England Patriots Media Guide has been prepared to assist all members of the media in their coverage of the Patriots during the 2005 season. Should you require additional information, further assistance or wish to arrange an interview, please contact a member of the Patriots media relations staff. Media seeking information on community-related events may contact Kimberly Folkes at 508-543-8200.

For community relations and player appearance requests, please contact Mark Rosenthal or Ashley Breed at 508-543-8200.

MEDIA RELATIONS CONTACTS

Gillette Stadium ★ One Patriot Place ★ Foxborough, MA 02035 ★ 508-543-8200 ★ Fax: 508-543-9053

	<u>Office Phone</u>	<u>Cell Phone</u>	<u>E-mail Address</u>
Stacey James	(508) 384-9105	(508) 326-6868	staceyj@patriots.com
Casey O'Connell	(508) 384-9111	(508) 326-6870	caseyo@patriots.com
Michelle L. Murphy	(508) 384-9119	(508) 326-6773	michellel@patriots.com
Jared Puffer	(508) 384-9195	(508) 958-5897	jaredp@patriots.com

MEDIA WEB SITE

<http://media.patriots.com>

The Patriots maintain a media-only Web site to further assist accredited local and national media in covering the team. The site is available 24 hours a day, seven days a week and serves as the team's primary media credentialing system. In addition, the site contains all of the Patriots' up-to-date press releases, statistics, transcripts and other reference material. All of the Patriots' media materials since the start of the 2003 season are available in the site's archives. Visit <http://media.patriots.com> to register for access.

2005 PATRIOTS SCHEDULE

		<u>PRESEASON</u>		<u>Eastern Time</u>	<u>Network</u>	<u>Affiliate</u>
<u>Date</u>	<u>Opponent</u>	<u>Stadium</u>				
Fri., Aug. 12	at Cincinnati	Paul Brown Stadium		7:30		WCVB
Thurs., Aug. 18	New Orleans	Gillette Stadium		8:00	FOX	WFXT
Fri., Aug. 26	at Green Bay	Lambeau Field		8:00		WCVB
Thurs., Sept. 1	N.Y. Giants	Gillette Stadium		8:00		WCVB

		<u>REGULAR SEASON</u>		<u>Eastern Time</u>	<u>Network</u>	<u>Affiliate</u>
<u>Date</u>	<u>Opponent</u>	<u>Stadium</u>				
Thurs., Sept. 8	Oakland	Gillette Stadium		9:00	ABC	WCVB
Sun., Sept. 18	at Carolina	Bank of America Stadium		1:00	CBS	WBZ
Sun., Sept. 25	at Pittsburgh	Heinz Field		4:15*	CBS	WBZ
Sun., Oct. 2	San Diego	Gillette Stadium		1:00	CBS	WBZ
Sun., Oct. 9	at Atlanta	Georgia Dome		1:00	CBS	WBZ
Sun., Oct. 16	at Denver	Invesco Field at Mile High		4:15*	CBS	WBZ
	BYE WEEK					
Sun., Oct. 30	Buffalo	Gillette Stadium		8:30	ESPN	WCVB
Mon., Nov. 7	Indianapolis	Gillette Stadium		9:00	ABC	WCVB
Sun., Nov. 13	at Miami	Dolphins Stadium		1:00	CBS	WBZ
Sun., Nov. 20	New Orleans	Gillette Stadium		1:00	FOX	WFXT
Sun., Nov. 27	at Kansas City	Arrowhead Stadium		1:00	CBS	WBZ
Sun., Dec. 4	N.Y. Jets	Gillette Stadium		4:15*	CBS	WBZ
Sun., Dec. 11	at Buffalo	Ralph Wilson Stadium		1:00	CBS	WBZ
Sat., Dec. 17	Tampa Bay	Gillette Stadium		1:30	FOX	WFXT
Mon., Dec. 26	at N.Y. Jets	The Meadowlands		9:00	ABC	WCVB
Sun., Jan. 1	Miami	Gillette Stadium		1:00	CBS	WBZ

Bold indicates nationally televised games. Asterisk (*) indicates CBS nationally televised game, broadcast in most markets

2005 Media Guide Index

2004 Season In Review	265
Offensive Statistics	268
Defensive Statistics	269
Postseason Statistics	270
Game-by-Game Statistics	271
Game-by-Game Review	288
Honors and Awards	282
NFL Standings	266
Participation Chart	283
Record When	267
Last Time	285
Transactions	284

All-Time Results	357
Preseason	358
Regular Season	368
Postseason	456
Overtime Games	365
Prime-Time Games	360
Series	360
Attendance Figures	367

Biographies	
Draft Choices	244
Executive Bios	7
Football Staff	17
Rookie & First-Year Free Agents	251
Veteran Players	54

Gillette Stadium	502
Directions to	504

Franchise History	305
Anniversary Teams	312
Coaches All-Time Records	40
Coaches All-Time Roster	41
Draft (All-Time)	339
Hall of Fame	306
Historical Highlights	315
Pro Bowl Selections	314

Roster (All-Time)	326
Trades (All-Time)	349

Playoffs	455
Game-by-Game	463
Records	459
Results	456
Tie-Breaking Formula	457

Records	413
100-Yard Games (Receiving)	425
100-Yard Games (Rushing)	424
300-Yard Games (Passing)	426
All-Time Leaders	414
Year-by-Year Leaders	431
Consecutive Records	421
Individual Records	436
Longest Plays	422
Playoff Records	459
Team Records	446

Reference	
Calendar (Important Dates)	5
Future Super Bowl Sites	5
Internet	493
NFL Directory	495
NFL Schedule	500
Patriots Charitable Foundation	496
Pool Reporters	492
Preseason Television Network	491
Pronunciation Guide	4
Radio Broadcast Network	490
Staff Directory	2

Rosters	260
2005 Alphabetical	260
2005 Numerical	262
All-Time	326

2005 PATRIOTS MEDIA GUIDE CREDITS

This media guide includes a compilation of information that has been gathered and preserved by each of the team's previous media relations departments. Many thanks to everyone who has helped prepare and preserve this information.

Editor: Casey O'Connell

Writers: Stacey James,
Jared Puffer

Editorial Assistance:

Dave Borgonzi, Jeff Cournoyer,
Kimberly Folkes, Alicia Mullin,
Michelle L. Murphy

Graphic Design: Michelle Muise
and Dual Printing

Advertising Sales: Lou Imbriano

Photography: Tom Croke,
David Silverman

Printing: Dual Printing, Inc.



1-800-358-4348

2005 Staff Directory

Board of Directors

Robert K. Kraft	Dan Kraft
Myra Kraft	David Kraft
Jonathan Kraft	Josh Kraft

Executive Officers

Robert K. Kraft, Chairman and CEO
Jonathan Kraft, Vice Chairman and President

Coaching

Bill Belichick, Head Coach
Dante Scarnecchia, Assistant Head Coach/Offensive Line
Joel Collier, Assistant Secondary
Brian Daboll, Wide Receivers
Ivan Fears, Running Backs
Pepper Johnson, Defensive Line
Eric Mangini, Defensive Coordinator
Pete Mangurian, Tight Ends
Josh McDaniels, Quarterbacks
Harold Nash, Assistant Strength and Conditioning
Matt Patricia, Assistant Offensive Line
Dean Pees, Linebackers
Brad Seely, Special Teams
Mike Woicik, Strength and Conditioning
Ernie Adams, Football Research Director
Mike Judge, Coaching Assistant

Football Operations

Berj Najarian, Director of Football/Head Coach Administration
Brian Smith, Director of Operations
Matt Caracciolo, Football Operations Assistant
Andy Dickerson, Football Operations Assistant

Player Personnel

Scott Pioli, Vice President of Player Personnel
Thomas Dimitroff, Director of College Scouting
Jay Muraco, College Scouting Coordinator
Larry Cook, Regional Scout
Bob Quinn, Regional Scout
Frank Leonard, Special Assignment Scout
Marvin Allen, Area Scout
Jim Nagy, Area Scout
Jon Robinson, Area Scout
Matt Russell, Area Scout
Tim Heffelfinger, Area Scout
Justin Crouse, Area Scout
Frantzy Jourdain, Area Scout
Nancy Meier, Director of Scouting Administration
Bucko Kilroy, Scouting Consultant
Brian Flores, Scouting Assistant
Tim Pichette, Scouting Assistant
Nick Caserio, Director of Pro Personnel
Kyle O'Brien, Pro Scout
Adam Peters, Pro Scout

Equipment

Don Brocher, Equipment Manager
John Hillebrand, Assistant Equipment Manager
John Jastremski, Equipment Assistant

Medical

Jim Whalen, Head Athletic Trainer
Joe Van Allen, Assistant Athletic Trainer and Director of Rehabilitation
David Granito, Assistant Athletic Trainer
Bertram Zarins, M.D., Team Physician

Video

Jimmy Dee, Video Director
Fernando Neto, Video Assistant
Steve Scarnecchia, Video Assistant

Media Relations

Stacey James, Executive Director of Media Relations
Casey O'Connell, Media Relations Assistant Director
Michelle Murphy, Media Relations Coordinator
Jared Puffer, Media Relations Assistant
David Silverman, Team Photographer

Video and Broadcast Production

Matt Smith, Executive Producer
Dave Mondillo, Technical Manager
Kris Ramsey, Editor

Corporate and Community Affairs

Myra Kraft, President of the New England Patriots Charitable Foundation
Rena Clark, Vice President of Community Affairs and Corporate Philanthropy
Andre Tippet, Football Development and Promotions Director
Ashley Breed, Community Affairs Coordinator
Katie Douglass, Program Coordinator
Kimberly Folkes, Community Affairs Communications Coordinator
Mark Rosenthal, Youth Football and Community Affairs Coordinator

Sales and Marketing

Lou Imbriano, Vice President and Chief Marketing Officer
Lola Hoyer, Executive Assistant to VP

Murray Kohl, Director of Sales
Jon Levy, Director of Sales
Joe Mariani, Director of Sales
Will McDonough, Corporate Sales Executive
Aaron Sells, Corporate Sales Executive
Jennifer Ferron, Executive Director of Marketing Operations
Jason Dvorkin, Advertising Coordinator
Jonathan Fador, Marketing Relationship Executive
Coryn Gehlich, Special Events and Entertainment Manager
Casey Macdonald, Events Coordinator
Jillian McNiff, Client Services Coordinator
Matt Quinn, Promotions Coordinator
Chris Starck, Marketing Coordinator
Brad Thornton, Sponsor Relationship Manager
Gail Titus, Director of Customer and Sponsor Services
Erica Burrill, Corporate Sales Coordinator
Kathleen Ryder, Sponsor Relationship Manager
Gary Grodecki, Director of Entertainment and Broadcast Production
Brad Feldman, Director of Marketing Communications
Erin O'Brien, Communications Coordinator
Bill Nelsen, Director of Corporate Relationships
Melissa Aghajyan, Director of Premium Seating
Lauren Mabardy, Premium Seating Services Associate
Jessica Gelman, Director of Business Development
Matt Wolf, Business Development Coordinator
Craig Tornberg, General Manager, New England Revolution Soccer
Mike Dressler, Marketing Associate
Kevin Barney, Marketing Associate
Rui Costa, Ethnic Marketing Coordinator
Michael Green, Marketing Associate
Roy Tewell, Marketing Associate

Special Events

David Pearlstein, Executive Director of Corporate Development
Jeff Connors, Corporate Development Manager
Kellie Jo Morton, Event Manager
Jill Murphy, Event Coordinator
Nina Nigro, Event Coordinator

Retail Operations

Ken Flanders, Director of Retail Operations
Mike Perriello, Manager of Pro Shop
Jim Scollins, On-Line Store Manager
Mark Littlefield, Assistant Manager of Pro Shop
Rick Cetrone, Pro Shop Assistant
Jeff Breitenbach, Assistant Manager of E-Commerce & Catalogue Sales
Andrew Hoberman, E-Commerce Customer Service
Debbi Rogers, E-Commerce Customer Service Supervisor

2005 Staff Directory

Patriots Football Weekly and Patriots.com

Fred Kirsch, Publisher/Editor-in-Chief and Director of Interactive Media
Trent Adams, Chief Innovator
Robert Doyle, Patriots Video News Editor
Chris Ferreira, Webmaster
Carrol Hardy, Circulation Manager
Andy Hart, Staff Writer
Brian Lowe, Patriots Video News Host/Producer
Bryan Morry, Editor
Jana-Lynne Mroz, Technical Project Manager
Michelle Muise, Art Director
Maura O'Brien, Graphics Production Assistant
Paul Perillo, Assistant Editor

Patriots Cheerleaders

Tracy Sormanti, Director of Cheerleaders

Finance

Jim Hausmann, Vice President of Finance
Jim Wilson, Director of Finance
Andrea Walonis, Controller
Mark Loring, Assistant Controller
Sean Coogan, Cash Manager
Susan Desrosiers, Accounting Assistant
Maureen Doherty, Payroll Manager
Matthew Franzosa, Senior Accountant
Amanda Hartman, Senior Accountant
Rob MacDonald, Manager of Budgeting and Collections
Tim Riley, Accounting Manager

Administration

Richard Karellitz, General Counsel for The Kraft Group
Jane Becker, Legal Counsel for The Kraft Group
Jim Cobery, Vice President of Legal and Business Affairs for Rand-Whitney Group
Marie Coukos, Legal Counsel for The Kraft Group
Jack Mula, Chief Administrative Counsel
Alex Tsianatellis, Business Contracts Administrator
Brian Bilello, Director of Strategic and Business Processes
Richard Miller, Director of Research
Joanne Nichols, Director of Human Resources

Information Technology

Pat Curley, Vice President of IT for The Kraft Group
Paul Concannon, Database Administrator and Senior Engineer, IT
Dan Famosi, Senior Developer
Scott Harrington, Operations Manager
Scott Johnson, Manager, WAN Administration and Operations
Steve Masi, Senior Developer
John O'Halloran, Telecommunications Engineer
Rick O'Hare, Senior Network Administrator
Nick Mantia, IT Support Supervisor
Nara Peou, IT Specialist
Jon Skerlick, Telecommunications Engineer

Administrative Support

Al Labelle, Chief of Staff to the Chairman and CEO
Kim Healey, Executive Assistant to the Chairman and CEO
Kimberly Lane, Executive Assistant to the Chairman and CEO
Tracy Fiore, Executive Assistant to the Vice Chairman and President
Ann Thompson, Executive Assistant
Sarah Bolton, Office Administrator
Sheila Tisdale, Receptionist

Gillette Stadium

Dan Murphy, Vice President of Business Development and External Affairs
Jim Nolan, Vice President of Operations
Mark Briggs, Vice President of Security and Front of House Operations

Matt Piekarski, Director of Parking
Al Parillo, Parking Operations Manager
Tim Sullivan, Parking Operations Assistant
Natalie Morales, Quality Control Manager
Jason Stone, Stadium Security Manager
Phil Brooks, Stadium Security, Quality Assurance and Guest Services Manager

Facility Operations

Kevin Slein, Director of Engineering and Facility Operations
Chris Caso, Senior Facilities Supervisor
John Manley, Building Automation Specialist
Mike Titus, Project Manager
Susan Pearson, Workflow Coordinator
Staff
Tom Agabides Bill Fox
David Haumann Michael Luke
Mark Queenan Jeff Shirosky

Stadium Operations

Chris Wheeler, Director of Stadium Operations
Andrew MacFadyen, Stadium Event Operations Manager
Dale Vose, Supervisor
Phil Saunders, Assistant Supervisor
Staff
Marc Cormier Bob Denham
Steve Frazer Nick Henderson
Aaron Walkins

Field Services

Jon Bengtson, Field Superintendent
Staff
Jacques Caron Kale Henley
Matt Ouellette Dan Swansey

Food and Beverage

David Wheeler, Executive Director of Food and Beverage
Cindy Thibault, Director of Catering
Chris Snow, Director of Concessions
Ryan Cellucci, Fidelity Clubhouse Manager
Robert Benoit, Assistant Commissary Manager
Lisa Flanagan, Non Profit Group Staffing Coordinator
Julie Griffin, Luxury Suites Manager
Chad Howard, Executive Sous Chef
David Levine, Catering Manager
Robert Noyes, Commissary Manager
Charles Tgibedes, Assistant Concessions Operations Manager
Staff
Peter Amado George Boyagian
Eric Leclair Don Pruden

Ticket Operations

Maryruth Hughey, Director of Ticket Operations
Sarah Boyce, Ticket Office Representative
Bryan Flaherty, Ticket Office Representative

Construction Project Team

Ted Fire, Director of Project Administration
Dan Krantz, Director of Site Development
Kevin Luczkow, Construction Administration Manager
Woody Benisek-Beal, Project Engineer
Ana Lopes, Administrative Assistant

Biographical Index

Adams, Ernie	48	Granito, Dave.....	50	Neal, Stephen	194
Alexander, Eric	54	Green, Jarvis	147	Neto, Fernando	52
Allen, Marvin	44	Harrison, Rodney	149	O'Brien, Kyle	48
Anderson, Bryan	251	Hausmann, Jim	14	Pass, Patrick	195
Ashworth, Tom	55	Heffelfinger, Tim	45	Patricia, Matt	34
Bailey, Rodney	56	Hill, Marquise	155	Paxton, Lonie	198
Banta-Cain, Tully	58	Hillebrand, John	51	Pees, Dean	35
Beisel, Monty	60	Hobbs, Ellis	245	Peters, Adam	48
Belichick, Bill	18	Hochstein, Russ	156	Pioli, Scott	12
Birmingham, DeCori	251	Imbriano, Lou	15	Poole, Tyrone	199
Brady, Tom	62	Izzo, Larry	158	Poteat, Hank	203
Branch, Deion	72	Jacobs, Joel	254	Quinn, Bob	43
Brocher, Don	50	James, Cedric	161	Reid, Dexter	204
Brown, Chad	76	Jastremski, John	51	Robinson, Jonathan	44
Brown, Troy	80	Johnson, Bethel	162	Roehl, Jeff	206
Bruschi, Tedy	91	Johnson, Pepper	29	Russell, Matt	45
Bryant, Ricky	252	Johnson, Ted	164	Sam, P.K.	206
Caserio, Nick	47	Jourdain, Frantzy	46	Samuel, Asante	207
Cassel, Matt	249	Kaczur, Nick	246	Sanders, James	247
Chapman, Kory	252	Kelley, Ethan	170	Scarnecchia, Dante	36
Charles, Earl	253	Kilroy, Bucko	47	Scarnecchia, Steve	52
Chatham, Matt	98	Klecko, Dan	171	Schifino, Jake	209
Claridge, Ryan	248	Kopp, Rhett	255	Scott, Chad	210
Clark, Rena	14	Koppen, Dan	172	Scott, Guss	213
Cobbs, Cedric	100	Kraft, Jonathan	11	Seely, Brad	38
Collier, Joel	26	Kraft, Robert	8	Seymour, Richard	214
Colvin, Rosevelt	101	Krug, Ryan	255	Smith, Brian	49
Cook, Larry	43	Leonard, Frank	43	Starks, Duane	218
Crouse, Justin	46	Leyva, Victor	174	Steen, Grant	257
Daboll, Brian	27	Light, Matt	175	Stokes, Andy	250
Davey, Rohan	104	Mallard, Wesly	177	Terrell, David	221
Davis, Don	105	Mangini, Eric	30	Thomas, Santonio	257
Dee, Jimmy	51	Mangurian, Pete	32	Torrey, Andre	258
Dillon, Corey	108	Mankins, Logan	244	Van Allen, Joe	50
Dimitroff, Thomas	42	McDaniels, Josh	33	Ventrone, Raymond	258
Dwight, Tim	116	McGinest, Willie	178	Vinatieri, Adam	223
Eckel, Kyle	253	McGrew, Michael	256	Vrabel, Mike	231
Edwards, Antuan	121	McNeil, DeMarco	256	Warren, Ty	235
Faulk, Kevin	123	Meier, Nancy	46	Watson, Benjamin	237
Fauria, Christian	129	Miller, Josh	185	Weaver, Jed	238
Fears, Wan	28	Morton, Chad	189	Whalen, Jim	49
Flutie, Doug	133	Mruczkowski, Gene	193	Wilfork, Vince	239
Gay, Randall	138	Mula, Jack	16	Wilson, Eugene	241
Givens, David	140	Muraco, Jay	42	Woicik, Mike	39
Gorin, Brandon	143	Nagy, Jim	44	Wright, Mike	259
Gould, Robbie	254	Najarian, Berj	49	Yates, Billy	243
Graham, Daniel	144	Nash, Harold	34		

PRONUNCIATION GUIDE

Monty Beisel	BYE-zul	Dan Koppen	COPE-en
Tedy Bruschi	BREW-ski	Gene Mruczkowski	merch-KOWSKI
Christian Fauria	FOUR-ee-ay	Jeff Roehl	ROLL
Russ Hochstein	HOKE-stine	Adam Vinatieri	vin-a-TERRY
Nick Kaczur	KÁ-zur		

2005-06 NFL Calendar

2005

June 1	Deadline for old clubs to send tender to unsigned unrestricted free agents to receive exclusive negotiating rights for rest of season if player is not signed by another club by July 22.
June 1	Deadline for old clubs to send tender to unsigned restricted free agents or to extend qualifying offer to retain exclusive negotiating rights.
June 15	Deadline for old clubs to withdraw original qualifying offer to unsigned restricted free agents and still retain exclusive negotiating rights by substituting tender of 110 percent of previous year's salary.
June 26-29	NFL Rookie Symposium, Palm Beach, Florida.
July 22	Signing period ends at 4:00 PM ET for unrestricted free agents who received June 1 tender.
July 29	Patriots Training Camp opens at Gillette Stadium
August 6	American Bowl, Tokyo, Japan: Atlanta vs. Indianapolis.
August 8	Pro Football Hall of Fame Game, Canton, Ohio: Chicago vs. Miami
August 12	Patriots at Cincinnati Bengals
August 18	Patriots vs. New Orleans Saints
August 25	Patriots at Green Bay Packers
August 30	Roster cutdown to maximum of 65 players by 4:00 PM ET.
September 1	Patriots vs. New York Giants
September 4	Roster cutdown to maximum of 53 players by 4:00 PM ET.
September 5	Practice squads of eight players may be established after 12:00 PM ET.
September 8	Patriots vs. Oakland Raiders
September 18	Patriots at Carolina Panthers
September 25	Patriots at Pittsburgh Steelers
September 27	Priority on multiple waiver claims is now based on the current season's standings

October 2	Patriots vs. San Diego Chargers
October 9	Patriots at Atlanta Falcons
October 16	Patriots at Denver Broncos
October 18	Trading Deadline
October 23	Patriots Bye Week
October 30	Patriots vs. Buffalo Bills
November 7	Patriots vs. Indianapolis Colts
November 13	Patriots at Miami Dolphins
November 20	Patriots vs. New Orleans Saints
November 27	Patriots at Kansas City Chiefs
December 4	Patriots vs. New York Jets
December 11	Patriots at Buffalo Bills
December 17	Patriots vs. Tampa Bay Buccaneers
December 26	Patriots at New York Jets

2006

January 1	Patriots vs. Miami Dolphins
January 2	Clubs may begin signing free-agent players for the 2006 season
January 7-8	Wild Card Playoffs
January 14-15	Divisional Playoffs
January 22	Conference Championship Games
February 5	Super Bowl XL – Detroit, Michigan
February 12	AFC-NFC Pro Bowl – Honolulu, Hawaii

FUTURE SUPER BOWL SITES

February 4, 2007
Super Bowl XLI, Dolphins Stadium, Miami, Fla.

February 3, 2008
Super Bowl XLII, Cardinals Stadium, Glendale, Ariz.

February 1, 2009*
Super Bowl XLIII, Raymond James Stadium, Tampa, Fla.

*-Date Tentative



**Dreaming the impossible is admirable.
Achieving it is an inspiration.**

You see each day for what it is: a new opportunity to work harder, play better, and reach higher. In that same spirit, Bank of America is proud to sponsor the New England Patriots.

Visit us at www.bankofamerica.com.



Bank of America, N.A. Member FDIC.
©2005 Bank of America Corporation.
SPT-112-AD

Bank of America



The Official Bank of the New England Patriots



TM

EXECUTIVE BIOS

VINCE LOMBARDI

TROPHY



ROBERT KRAFT

CHAIRMAN AND CEO



SUPER BOWLS: 01 03 04

CONFERENCE TITLES:

96 01 03 04

DIVISION TITLES:

96 97 01 03 04

"My objective in buying the Patriots is to help bring a championship to New England." — Robert Kraft, Jan. 21, 1994

Robert Kraft announced his intentions to bring New England a championship the day he bought the New England Patriots in 1994, and in just 11 years has made good on that pledge many times over. Kraft has presided over a remarkable transformation for the once fatalistic franchise that was known more for its folly than its football, winning three Super Bowl championships, four conference championships and five division championships, transforming one of the NFL's former doormats into what is now viewed as a model sports franchise.

Since Kraft purchased the Patriots, no NFL team has won as many Super Bowls or conference titles as New England. The Patriots' four conference titles in the Kraft Era of ownership are twice as many as any other NFL team, and since 2001 the Patriots have won three league championships, making them the most successful major sports franchise on the continent.

During the Kraft era (1994-2004), the Patriots have far exceeded the accomplishments of the franchise's first 34 seasons. Since 1994, the Patriots have qualified for the playoffs in seven of those 11 seasons, appearing in 16 playoff games. Those teams have recorded a 12-4 playoff record, netting four conference titles and three Super Bowl championships. It is a stark contrast to the 10 playoff games by six different teams (4-6 record) in the franchise's first 34 years of operation, an era that produced one conference title and no championships.

The transformation of the Patriots under Kraft's leadership constitutes one of the greatest long-term, worst-to-first stories in sports history. In the four seasons immediately preceding Kraft's purchase (1990-93), the Patriots compiled an NFL-worst 14-50 (.219) record and finished in last place or next-to-last in their division each season. But as soon as Kraft assumed control, his Midas touch was immediately evident as the team qualified for the playoffs in four of his first five seasons as owner. His first season resulted in the team's first playoff berth in

eight years and then, just three years after his purchase, the team participated in Super Bowl XXXI after winning just the second AFC championship in team history. Compare the past four years with the four-year pre-Kraft era for the most dramatic contrast of this role reversal. In the last four seasons (2001-04), New England has recorded an NFL-best 57-16 (.781) record – including a perfect 9-0 playoff mark – and has won three world championships.

Kraft has become one of the NFL's most influential and respected owners in a short period of time. It took just four seasons before he was appointed the chairman of the league's finance committee in 1998. He also played a leading role as a member of the television and broadcast committee that negotiated the most lucrative broadcast contract in the history of sports. He was also one of the principals who negotiated the extension of those broadcasting rights. He was also instrumental in putting together a deal that made New England-headquartered Reebok International, Ltd. the official and exclusive apparel manufacturer for the NFL, helping to create a new model for the sports license apparel industry. In 2002, he was recognized as the Sports Executive of the Year and Sports Industrialist of the Year by two national publications. He currently serves on the league's most prominent committees, including the broadcast, finance, audit, investment, Los Angeles stadium working group, special committee on league economics and business ventures committees. The Patriots are also among the NFL's elite in revenue and enter the 2005 season with an 11-year consecutive sellout streak that will extend to 125 games by the end of the regular season.

Few owners in the history of professional sports have experienced the levels of success that the Kraft family has over the last two seasons. In 2003 and 2004, the Patriots compiled back-to-back 17-2 seasons that led to consecutive Super Bowl championships, with their 34 total victories setting an NFL record over a two-year span. New England also set an all-time pro football record by winning 21 consecutive games spanning the two seasons and has compiled a 20-game winning streak in front of the home fans at Gillette Stadium that is still active heading into the 2005 season. And both seasons ended in the most glorious fashion possible – with a parade through downtown Boston to share their championships with millions of Patriots fans.

The 2004 season saw the Patriots firmly establish themselves as one of the NFL's model franchises by becoming just the second team in NFL history to win three Super Bowls in a four-year span and the seventh club to win consecutive Super Bowl championships. In the regular season, New England tied the best record by a defending Super Bowl champion with a 14-2 mark and claimed the fifth division title and fourth first-round playoff bye of the Kraft era. The Patriots opened the playoffs with a convincing 20-3 victory over the Indianapolis Colts in

NFL OWNER COMMITTEES

- Audit Committee – Chairman
- Finance Committee
- Investment Committee
- Special Committee on League Economics
- Los Angeles Stadium Working Committee
- Broadcasting Committee
- Business Ventures Committee

ALL-TIME SUPER BOWL VICTORIES BY OWNER

Owner	Team	Titles	Seasons
Eddie DeBartolo, Jr.	SF	5	1981, 1984, 1988, 1989, 1994
Art Rooney	PIT	4	1974, 1975, 1978, 1979
Robert Kraft	NE	3	2001, 2003, 2004
Jerry Jones	DAL	3	1992, 1993, 1995
Jack Kent Cooke	WAS	3	1982, 1987, 1991
Al Davis	OAK/LA	3	1976, 1980, 1983

Foxborough, improving their home playoff record to 7-0 since Kraft bought the team and capping off their second consecutive perfect season at Gillette Stadium (9-0). New England then headed to Pittsburgh for the AFC Championship Game, and claimed the conference title with a 41-27 victory over the Steelers, the same team that had snapped New England's 21-game winning streak earlier in the season. The remarkable run was capped off in Jacksonville, where New England defeated the Philadelphia Eagles in Super Bowl XXXIX, 24-21.

In 2003, the Kraft family enjoyed a historic 10th anniversary season that culminated with another championship celebration just two seasons after winning the first title in team history. After suffering a season-opening loss, the Patriots rebounded to win 17 of their next 18 games, including a season-ending 15-game win streak, a single-season streak surpassed only by the undefeated 1972 Miami Dolphins. For the first time, the Patriots were undefeated at home, including preseason, regular season and postseason games (12-0). The team hosted the AFC Championship Game for the second time in franchise history and defeated the Colts, 24-14, to claim the third conference title of the Kraft Era. The final coronation of the anniversary season came just two weeks later, when the Patriots scored another dramatic, last-second victory in a 32-29 triumph over the Carolina Panthers in Super Bowl XXXVIII.

In 2002, the Kraft family enjoyed the then most memorable season-opener in franchise history when they celebrated the grand opening of Gillette Stadium with the unveiling of New England's first Super Bowl championship banner on Monday Night Football. The Patriots defeated the Pittsburgh Steelers, 30-14, that night before the largest home crowd in franchise history. Since its opening, the Patriots are 24-3 at Gillette Stadium and enter the season with a 20-game win streak at home.

Kraft has been a Patriots fan since the early days of the franchise, and as an owner he has remained true to his roots. As a 31-year season ticket holder and a 14-year stadium operator, Kraft was uniquely qualified to make Gillette Stadium the most fan-friendly, state-of-the-art football facility of its kind. His \$325 million private investment made the facility the highest-priced, privately-financed sports venue of its kind. The commitment from Kraft has given the franchise a solid foundation on which to build for the first time in its nomadic history. Finally, fans have a venue that they are proud to call home.

In 2001, the Patriots made their final season in Foxboro Stadium a memorable one. After a 1-3 start, the Patriots won 10 of their last 11 regular season games to claim their first division title in four years. In the final game at the 31-year-old stadium, the Patriots hosted the Oakland Raiders in a divisional playoff game. A heavy snowfall throughout the game created a heavenly ambience, as Adam Vinatieri was credited with game-tying and game-winning field goals in a 16-13 overtime victory over the Raiders. It was described by many as one of the greatest, most memorable games in NFL history. The victory propelled the Patriots through one of the greatest playoff runs in NFL history, as they advanced to score dramatic victories over two heavily favored opponents in championship games, including a 24-17 victory over the Steelers in the AFC Championship Game in Pittsburgh and a 20-17 victory over the St. Louis Rams on the final play in Super Bowl XXXVI.

Throughout Kraft's professional career, many of his biggest risks have returned his greatest rewards. In 1988, he took a tremendous risk when he out-bid his competition to purchase the stadium in which the Patriots played. It was a calculated first step in his pursuit to acquire the team. When that opportunity came in 1994, he paid the highest price for a sports franchise in history for one of the lowest valued franchises in the league. In 2000, his controversial decision to surrender a first-round draft choice to acquire the services of Head Coach Bill Belichick was heavily criticized at the time and thought to be too high a price. Just five years later, Belichick has become the first head coach in NFL history to direct a team to three Super Bowl victories in a four-year span.

While Kraft's goals for bringing a championship to New England were finally realized in his eighth season as owner of the team, his journey toward that goal really began in 1985 when he first purchased an option on the land surrounding the stadium. In 1988, he continued his




A NEW ERA



Prior to 1994, the Patriots qualified for the playoffs just six times during their first 34 years seasons (1960-93). In the 10 seasons since Robert Kraft has taken ownership, the Patriots have qualified for the playoffs seven times, five times as division champions, and have won four conference titles and three Super Bowl Championships.

ERAS IN PATRIOTS HISTORY

	All-Time 1960-93	NFL 1970-93	Pre-Kraft 1989-93	Kraft Era 1994-2004
Overall Record	225-276-9	158-202	19-61	119-73
Winning Pct.	.450	.438	.311	.620
Super Bowl Titles	0	0	0	3
Conference Titles	1	1	0	4
Division Titles	3	2	0	5
Playoff Seasons	6	5	0	7
Playoff Games	10	8	0	16
Playoff Record	4-6	3-5	--	12-4
Home Playoff Games	1	1	0	7
Home Playoff Record	0-1	0-1	--	7-0

pursuit by purchasing the stadium out of bankruptcy court. With a binding lease through 2001, the acquisition proved to be an invaluable asset in his quest.

In January of 1994, Kraft faced a difficult business decision. He could commit nearly \$200 million of family resources to purchase the Patriots or accept a \$75 million buyout offer to void the final years of the team's stadium lease, which would enable the team to move out of New England.

On Jan. 21, 1994, Kraft passed on the buyout offer, choosing instead to make an 11th-hour bid to buy the team. The sale met league approval on Feb. 25, 1994. The following day, season tickets for the 1994 season went on sale and Patriots fans showed their support of Kraft's decision in record numbers. By the end of that first business day, amidst a winter nor'easter, 5,958 season ticket orders had been made, shattering the previous single-day sales record of 979. That show of support validated Kraft's decision to buy the team and gave him the confidence to focus on another long-term project: the construction of a state-of-the-art football facility.

Kraft first became a fan of the Boston Patriots in their AFL days during the early 1960s. He attended games at each of the team's Boston venues, which included Boston University Field, Fenway Park, Boston College Alumni Stadium and Harvard Stadium. When the team moved to Foxborough, he invested in season tickets for his family in 1971. It is the memories and experiences shared with other Patriots fans that gave Kraft such satisfaction in building a new stadium that the players and fans can be proud to call home.

In 1994, Kraft inherited a team whose payroll in 1993 was the lowest in the NFL. Upon taking ownership, Kraft immediately provided the financial resources needed to build a championship-contending team. As a result, the Patriots fielded four playoff teams in Kraft's first five seasons of ownership and won two division titles and a conference title. His personal investment in the team restored the faith of Patriots fans and rejuvenated interest throughout New England. In 1994, season ticket sales soared to new heights, eclipsing 40,000 for the first time in franchise history. By the start of his first season, every game was sold out, a feat that had not been accomplished in the franchise's previous 34 seasons. That meant that the local broadcast blackouts would be lifted and every Patriots game, home and away, would be televised throughout New England for the first time in team history.

In 1996, the Patriots won their first division title in 10 years and hosted just their second playoff game in franchise history, scoring a resounding 28-3 victory over the Pittsburgh Steelers. The following week, the Patriots hosted the franchise's first conference championship game and advanced to Super Bowl XXXI with a 20-6 victory over Jacksonville.

In 1997, the Patriots repeated as division champions for the first time in franchise history and hosted Miami in the first round of the playoffs. The Patriots improved to 3-0 in home playoff games during Kraft's ownership with a 17-3 victory. A one-point loss in the divisional playoff game at Pittsburgh the following week kept the Patriots from hosting their second consecutive AFC Championship Game and from defending their conference title. In 1998, the Patriots returned to the playoffs for a third consecutive year, another franchise first.

A native of Brookline, Mass., Kraft attended local public schools before entering Columbia University on an academic scholarship. Upon graduation, he received a fellowship to attend the Harvard School of Business, where he earned a master's degree in business administration.

SUCCESS STORY

Since Robert Kraft purchased the team in 1994, the Patriots have been one of the NFL's elite teams. Over the first 11 years of Kraft's ownership, the Patriots' aggregate record ranks second among all NFL teams — a remarkable record considering the fact that the Patriots were a combined 19-61 (.311) in the four years immediately preceding the purchase. Since 2001, the Patriots have been the top team in the NFL, compiling a 57-16 record.

BEST RECORDS SINCE 2001 (Incl. Postseason)

Team	W	L	T	Pct.
New England Patriots	57	16	0	.781
Philadelphia Eagles	54	20	0	.730
Pittsburgh Steelers	47	22	1	.679
Green Bay Packers	46	25	0	.648

BEST RECORDS SINCE 1994 (Incl. Postseason)

Team	W	L	T	Pct.
Green Bay Packers	129	66	0	.662
New England Patriots	119	73	0	.620
Pittsburgh Steelers	118	72	1	.620
Denver Broncos	115	72	0	.615

SUPER BOWL CHAMPIONSHIPS SINCE 1994

New England Patriots	3
Denver Broncos	2
6 Teams	1
24 Teams	0

CONFERENCE CHAMPIONSHIPS SINCE 1994

New England Patriots	4
Denver Broncos	2
Green Bay Packers	2
St. Louis Rams	2
12 Teams	1
16 Teams	0

Kraft began his business career with the Rand-Whitney Group, Inc. of Worcester, Mass., a company he later acquired. In 1972, he founded International Forest Products, a trader of paper commodities that now does business in over 80 countries around the world. Together, Rand-Whitney and International Forest Products comprise one of the largest privately-owned paper and packaging companies in the United States. In 1998, he founded the Kraft Group to serve as the holding company for the family's varied business interests, whose holdings include the Rand-Whitney Group, Rand-Whitney Containerboard, International Forest Products, the New England Revolution and a portfolio of more than 30 private equity investments.

Over the past three decades, the Kraft family has been one of New England's most philanthropic families, donating millions of dollars in support of local charities and civic affairs. In 2004, the family received the Lifetime Achievement Award during an annual sports legends event in Boston. They were also recognized as Boston's most powerful family by *Boston* magazine. Robert serves on the executive committee of the Dana-Farber Cancer Institute, where he established the Robert K. Kraft Family Blood Donor Center. He is a trustee emeritus of his alma mater at Columbia University and is a trustee of Boston College. He has served on the board of directors of numerous institutions, including the Federal Reserve of Boston (New England), the board of overseers of the Boston Symphony Orchestra, and has received honorary degrees from a variety of New England universities.



JONATHAN KRAFT

VICE CHAIRMAN AND PRESIDENT

SUPER BOWLS: 01 03 04

CONFERENCE TITLES:

96 01 03 04

DIVISION TITLES:

96 97 01 03 04

Jonathan A. Kraft has played a significant role in rebuilding the foundation of the New England Patriots, bringing long-term stability to the once wayward franchise. It has been a remarkable transformation, as the Patriots have evolved from worst to first in many categories, both on and off the field.

Once tenants in the league's poorest venue, the Patriots now play in the NFL's premier stadium. Once last in the league in revenues, the Patriots now rank among the league's elite. Once a cellar dweller, the Patriots are now a perennial power. They own the pro football record for consecutive victories (21) and are just the second team in league history to win three Super Bowls in four seasons. Since the Kraft family purchased the Patriots in 1994, Jonathan has successfully implemented many initiatives that have helped accelerate each of those transitions.

Of all the team's achievements in recent years, arguably the most significant accomplishment to the organization's future success was the financial approval for the construction of a new world-class stadium, the first of its kind in the franchise's 42-year history. Jonathan developed the creative financing strategy that enabled private-financing of the entire \$325 million construction of Gillette Stadium. Many financial experts dismissed the viability of his plan, which relied heavily on selling year-round club memberships to a new clientele rather than placing the financial burden on the existing season ticket holders through the more conventional revenue-generating sale of private seat licenses. Kraft's plan was unprecedented and considered a financial risk, but proved to be universally successful.

Throughout the stadium initiative, no one has been more involved in each phase of the project, including the planning, development, construction, opening and on-going operation of Gillette Stadium. Kraft worked closely with stadium designers to create a world-class sports and entertainment facility that would highlight features indigenous to New England. They not only delivered on the promise of a fan-friendly facility, but did so on time and under budget.

The project also drew praise for its innovative environmental practices. In June of 2001, the Environmental Business Council presented the Kraft Group with the Environmental Award for Corporate Leadership. In May of 2002, the Kraft Group received New England's Environmental Merit Award from the U.S. Environmental Protection Agency for the development and construction of Gillette Stadium.

In 2002, Jonathan and Robert Kraft received the Sports Industrialists of the Year award, presented annually by *Sports Business Daily*. The Krafts opened the year celebrating New England's first Super Bowl Championship. They christened their new stadium just a few months later, earning various awards and acclaim for

the entire project. They negotiated a new naming rights partnership with Gillette and celebrated a spectacular grand opening by hosting the 2002 season premiere of Monday Night Football as Super Bowl champions, presenting both the stadium and their 2001 Super Bowl banner to the fans of New England. One month later, the Kraft's Major League Soccer franchise, the New England Revolution, won the eastern conference to qualify for the MLS Cup, which was played at Gillette Stadium and drew over 61,000 fans, the largest crowd in MLS history.

As vice chairman and president of the Patriots, Kraft oversees the overall development of each department within the organization and assists in their strategic planning. He also works closely with his father to represent the Patriots in all league matters and is a member of two NFL owner committees. In addition to the Patriots, Kraft plays a leading role in each of the family's other business pursuits as the president and chief operating officer of the Kraft Group. The Kraft Group is the holding company of the family's varied business interests.

Prior to the Kraft family's ownership, the Patriots fan base was limited in range and scope. As a lifelong Patriots fan, Kraft was committed to expanding the Patriots fan base through innovative multi-media outreach. Under his directive, the Patriots became the first professional sports team to launch an official Web site in March of 1995. Just two years later, the team debuted the first use of streaming video with a nightly produced segment called Patriots Video News (PVN). PVN continues to air nightly on www.patriots.com and is catalogued for viewing throughout the season. The technology is also used to broadcast "Patriots Live!," which features live feeds of every Patriots press conference. In 2004, the Patriots became the first NFL team to produce a Chinese version of their Web site, showing a commitment to the promotion of football globally. The Patriots' Internet initiatives also include a highly successful e-commerce division, providing Patriots fans around the world easy access to Patriots merchandise and apparel.

In April of 1995, the Patriots began publishing *Patriots Football Weekly*, the first full-color weekly publication offered by a sports team. It appears on newsstands throughout New England and is distributed to Patriots fans throughout the world.

Following the Super Bowl XXXVI championship, Kraft commissioned the production of a DVD entitled "3 Games to Glory," providing fans an opportunity to re-live the three most glorious games in franchise history. Since then, he has overseen the production of its sequels, "3 Games to Glory II," and "3 Games to Glory III," each featuring over five hours of behind-the-scenes content on a two-disc DVD set. The Patriots remain the only team to produce and sell such an extensive commemorative DVD.

Since 1988, Kraft has helped bring many world-class

events to Foxborough, including international soccer matches and concerts. Past performers include The Rolling Stones, Aerosmith, Elton John, Billy Joel, Pink Floyd and The Dave Matthews Band. For his efforts, the Greater Boston Convention and Visitors Bureau, Inc. presented him with the "Spirit of Tourism" award for promoting tourism and economic activity in the Commonwealth.

A Williams College graduate, Kraft earned an MBA from Harvard Business School. He is on the board of directors for several organizations, including the U.S. Soccer Federation, Citizen's Bank of Massachusetts, Children's Hospital Trust and CMGI, Inc. He is also on the board of trustees at Williams College, the Belmont Hill School and Park School.

Jonathan and his wife, Patti, have three children.



SCOTT PIOLI

VICE PRESIDENT-PLAYER PERSONNEL

SUPER BOWLS: 01 03 04

Scott Pioli joined the New England Patriots on Feb. 10, 2000 and has worked in concert with Head Coach Bill Belichick to build some of the most successful teams in NFL history. After arriving in New England, it took the pair just two seasons to rebuild the foundation of the team and to successfully implement their shared football philosophy. After orchestrating the franchise's first Super Bowl victory following the 2001 season, Pioli and Belichick have executed a plan to produce continued success, becoming the only personnel director/head coach tandem in NFL history to win three Super Bowls in a four-year span. In recognition of his achievements, Pioli was awarded The Sporting News' George Young NFL Executive of the Year award (voted on by NFL executives) following the 2003 and 2004 seasons. He is one of just three NFL executives, along with Bill Polian and Bobby Beathard, to win the award in consecutive years.

The primary objective of Pioli's personnel philosophy is to build a team, not to simply collect individual talent. As a result, the Patriots have been able to prosper despite the NFL realities of injuries and the salary cap, which have proven in the past to be impediments to long-term success in pro football. In 2003 and 2004, the depth and versatility of New England's roster helped overcome key injuries and win a total of 34 games, the most in NFL history over a two-year span. In 2003, the Patriots were forced to use 42 different starters, the most in league history by a division champion. Just one season later, the Patriots employed 40 different starters as they won their second consecutive Super Bowl. Of the 53 players on the Patriots' Super Bowl XXXIX roster, 47 were acquired by Pioli and Belichick and 34 were acquired since the Patriots' first championship in 2001. Of the 22 starters in Super Bowl XXXIX, 20 were acquired since 2000 and 13 were acquired since 2002. In an era of NFL parity and economic balance, the Patriots' personnel philosophy has helped to consistently build championship teams that have been greater than the sum of their parts.

Over the last five years, the Patriots have used an effective combination of free agent signings, trades and draft picks to acquire championship-caliber players. Players drafted by Belichick and Pioli have earned a total of three Super Bowl MVP awards and five Pro

Bowl berths, while the Patriots' starting lineup in Super Bowl XXXIX included 10 of their draftees in addition to two players signed as undrafted free agents. Veteran free agents signed by Belichick and Pioli include defensive co-captain Rodney Harrison, outside linebackers Mike Vrabel and Rosevelt Colvin and three-time Pro Bowl special teams captain Larry Izzo among dozens of other contributors to New England's championship squads. New England's trades have netted improvement in drafting position that led to the ability to exchange draft picks for key veterans such as Corey Dillon, who set the Patriots' single-season rushing record in 2004, and Ted Washington, an important contributor to the 2003 title team.

In the past four seasons (2001-04), the Patriots have recorded 57 victories, totaling not only the most for any four-year period in franchise history, but also the most in the NFL during that time. They have won three division titles to qualify for the playoffs and have gone undefeated through the playoffs all three years, claiming three conference titles and three Super Bowl titles. The team's success brought national acclaim to many individual contributors, including Pioli, who became the youngest person to ever earn The Sporting News' George Young NFL Executive of the Year Award following Super Bowl XXXVIII and was a repeat winner of the award following Super Bowl XXXIX.

Pioli was honored with Executive of the Year honors from national media outlets following the 2001, 2003 and 2004 seasons. Following the Patriots' first Super Bowl victory, the Dallas Morning News picked him as the league's top executive. Two seasons later, following Super Bowl XXXVIII, he earned Executive of the Year honors from Pro Football Weekly (voted on by the media), The Sporting News (voted on by NFL executives) and Sports Illustrated. In 2004, Pioli's accolades included the NFL-PA's Award for Executive Achievement and NFL Executive of the Year awards from The Sporting News, USA Today, the San Francisco Chronicle and SI.com.

As vice president of player personnel, Pioli's responsibilities include overseeing the college draft and free agency, as well as serving as the Patriots' primary contract negotiator. Since he arrived in New England, he

has shown a propensity for finding veteran free agents who can contribute and play important roles in building playoff-contending teams. Since 2000, the Patriots have signed dozens of veteran free agents. In 2001 alone, the team's class of 17 veteran free agents produced two team captains, seven full-time starters, three special teams specialists and two veteran nickel backs. The veteran leadership was critical to the Patriots' success that year, as the team completed its divisional worst-to-first turnaround and set the then-franchise record of nine consecutive victories to close out the season as Super Bowl Champions. His successes that season earned him league-wide recognition as one of the best young personnel evaluators in the game.

In 2003, the Patriots signed a dozen veteran free agents, including Harrison and Tyrone Poole, and traded a fourth-round draft choice for Washington to help fortify a defense that led the league and set a franchise record by allowing just 14.9 points per game (238 total) and posted three shutouts to establish another team record. In addition, the team drafted seven players who made first-year contributions, including two who became season-long starters.

Pioli's personnel blueprint was again successful in 2004. The Dillon trade resulted in one of the most prolific rushing seasons in team history, and the signing of veteran free agents such as Keith Taylor and Josh Miller helped to shore up positions of need. Additionally, rookies Vince Wilfork and Randall Gay were both among the team's 11 defensive starters in Super Bowl XXXIX.

Pioli began his NFL career when Belichick hired him as the pro personnel assistant of the Cleveland Browns in 1992. In Cleveland, he was responsible for the evaluation of both college prospects and veteran free agents as well as negotiating various player contracts. He also coordinated all player tryouts. He was promoted to director of pro personnel after the Cleveland franchise moved to Baltimore in 1996. He spent one season with the Baltimore Ravens, where he oversaw all aspects of pro personnel and negotiated the contracts of free agents

and several draft choices.

In 1997, while serving as head coach of the Jets, Belichick hired Pioli as the director of pro personnel. He was credited with the signing of a number of veteran free agents who played critical roles in the Jets' rebuilding process. In just two seasons, the Jets completed a worst-to-first turnaround, rebounding from 1-15 in 1996 to 12-4 in 1998. The 12 wins were the most in franchise history and gave the Jets their first division title since 1968.

Pioli played defensive tackle at Central Connecticut State (1983-87), where he was a three-time Division II All-New England selection. In 1988, after graduating with a degree in communications, he accepted a two-year graduate assistant position at Syracuse University, where he also earned a master's degree from the S.I. Newhouse School of Public Communications.

He accepted a full-time coaching opportunity at Murray State, where he spent one season as the offensive line coach (1990) and one season as the defensive line coach (1991). He left the coaching ranks to join the Browns personnel department in 1992.

Scott was born on March 31, 1965 in Washingtonville, N.Y. He is an avid baseball fan. Pioli currently serves on the board of directors for various non-profit foundations and was recently named to the board of directors for the Foundation for Excellent Schools, a national non-profit organization that partners with public schools in high-need communities to raise student aspirations and performance. He remains actively involved in fund raising for several organizations in his hometown (Washingtonville, N.Y.), and participates in Eric Mangini's annual Football Fundamentals Mini-Camp in Hartford, Conn. He established the Rose Pioli Scholarship in the name of his grandmother to benefit children of educators, professional firefighters, police and other emergency medical service providers. He was enshrined in the Central Connecticut State Hall of Fame in 2005. Scott and his wife, Dallas, celebrated the birth of their first child, Mia Costa Pioli, on July 1, 2003.

BROKEN RECORD

The Patriots set the all-time pro football record with 21 consecutive victories spanning the 2003 and 2004 seasons. New England also set the NFL's all-time record for consecutive regular-season victories (18). Following a 20-17 loss at Washington on Sept. 28, 2003, the Patriots did not lose for 398 days, until the streak was snapped in a 34-20 loss at Pittsburgh on Oct. 31, 2004.

PRO FOOTBALL'S LONGEST WINNING STREAKS

Includes postseason games

Wins	Team	Years	League
21	New England Patriots	2003-04	NFL
18	Denver Broncos	1997-98	NFL
18	San Francisco 49ers	1989-90	NFL
18	Miami Dolphins	1972-73	NFL
18	Cleveland Browns	1947-48	AAFC
18	Chicago Bears	1941-42	NFL
18	Chicago Bears	1933-34	NFL
17	Oakland Raiders	1976-77	NFL

Includes teams from the NFL (1920-Present), All American Football Conference (1946-49) and American Football League (1960-69).



RENA CLARK

**VICE PRESIDENT - COMMUNITY AFFAIRS
AND CORPORATE PHILANTHROPY**

SUPER BOWLS: 03 04

Rena Clark joined the Kraft Group and the New England Patriots on May 1, 2003, as vice president of community affairs and corporate philanthropy. In her first two seasons, she has enjoyed the most successful years in franchise history with back-to-back 17-win seasons and two Super Bowl championships. The on-field success has brought new demands to the team's charitable initiatives.

In her role, Clark is responsible for all team-related community affairs and outreach programs. She also oversees all the charitable giving efforts for the New England Patriots Charitable Foundation (NEPCF) and similar activities for the Kraft Group. In her first two years, the foundation contributed over \$2 million in grants, scholarships and in-kind donations to non-profit organizations throughout New England. In addition to charitable donations, the foundation also sponsors the team's community initiatives, youth football programs and player development programs.

Prior to joining the Kraft Group, Clark gained more than 16 years of corporate managerial experience rang-

ing in a wide variety of environments in both the for-profit and not-for-profit sectors. She spent four years at General Electric and a year at Bain & Company in Boston before returning to Harvard University's Graduate School of Business in 1991. While there, she served as the director of MBA program administration and chief operating officer. Prior to joining the Patriots, Clark acquired, built and operated two middle-market sized manufacturing companies.

She actively participates in a variety of community organizations and currently serves on the board of overseers for the Boys and Girls Clubs of Boston, the Boston Symphony Orchestra and on the board of directors for Junior Achievement of Northern New England. She is a community volunteer with the United Way Massachusetts Bay and serves on the Community Impact Committee.

Clark graduated from Lamar University with a bachelor's degree in mechanical engineering and holds a master's degree in business administration from the Harvard University Graduate School of Business.



JIM HAUSMANN

VICE PRESIDENT - FINANCE

SUPER BOWLS: 01 03 04

Jim Hausmann originally joined the Patriots on May 17, 1992 when he was named the team's vice president and chief financial officer. The following year, he was named the executive vice president of business operations. Since 1994, he has served as the vice president of finance, where his primary responsibilities have included overseeing all financial activities involving the organization's football and stadium operations. In 1996, his role was expanded to include the financial operations for Major League Soccer's New England Revolution.

Hausmann reports directly to both Robert and Jonathan Kraft on all matters involving the financial aspects of the Patriots, the Revolution and Gillette Stadium. In his 13 seasons with the Patriots, he has celebrated five division titles, four conference titles and three Super Bowl championships.

Before joining the Patriots, Hausmann was employed as a senior audit manager with the international accounting firm of Deloitte, Haskins & Sells (now Deloitte & Touche). He worked in their St. Louis, Mo. office from 1970-84 and again from 1990-92. He took a brief hiatus from the accounting firm from 1985-89 serving as the chief financial officer of a regional stock brokerage firm in St. Louis.

Hausmann graduated from Southern Illinois University in 1970 with a bachelor's degree in business administration and accounting. In 1973, he earned his CPA certificate while working at Deloitte.

Jim and his wife, Terri, have three children and reside in Foxborough, Mass.



LOU IMBRIANO

VICE PRESIDENT - CHIEF MARKETING OFFICER

SUPER BOWLS: 01 03 04

Lou Imbriano is the vice president and chief marketing officer of the New England Patriots and Gillette Stadium. He also serves as the chief operating officer of the New England Revolution. In his first eight seasons with the Patriots, he has enjoyed four division titles, three conference titles and three Super Bowl Championships.

A graduate of Boston College, Imbriano is the chief negotiator for team and stadium-related corporate sponsorships. He also oversees all sales initiatives, marketing programs, advertising, promotions, event planning, premium services, game entertainment and new business projects. He has created and developed many ongoing endeavors for the organization, including Patriots.com radio programming, Patriots Experience, the Patriots Charitable Foundation Golf Tournament and Kickoff Gala, the Revolution's Soccer Celebration, the Revolution Center Circle season ticket program, Revolution Presidents Club and Netside Terrace hospitality programs and Revolution-soccer.net radio. He also designed the blueprint to achieve the largest single game attendance in MLS history for the 2002 MLS Cup.

Imbriano was originally hired as the marketing director of the New England Patriots in 1997, but he quickly expanded his role to include all sports marketing efforts for the Kraft family businesses, including the Revolution and all stadium-related sponsorships. In eight seasons, he has developed one of the premier marketing departments in all of sports and has vastly broadened the scope of the organization's marketing programs and business initiatives. His staff operates all sales initiatives, including Club Membership sales, advertising, promotions and event planning for the New England Patriots, New England Revolution and Gillette Stadium. Under his guidance, he has made the Kraft family's sports and entertainment ventures among the highest revenue-generating programs in the world.

In 2003, the Boston Jaycees recognized Imbriano's many professional accomplishments and honored him as one of Boston's "Ten Outstanding Young Leaders." Since

1948, the Jaycees have been honoring Boston's brightest young leaders judged by their involvement in three areas: community development, professional accomplishments and personal achievements. Past winners of the award include John F. Kennedy, Leonard P. Zakim and Tom Reilly.

Prior to joining the Kraft organization, Imbriano served as the marketing director for Sports Radio WEEI in Boston, where he oversaw the marketing and programming for the station. Imbriano graduated from Boston College in 1987 and began working as a sports producer for WHDH radio in Boston. He produced all of the station's sports talk shows and sports specials, including the broadcasting of the New England Patriots football games. After four years at WHDH, he joined WEEI as the executive producer for Boston's only all-sports radio station. In 1994, he was promoted to station management and was responsible for the station's marketing and programming.

Over the last 16 years, Imbriano has created, formatted, produced and developed numerous successful events, programs and business entities. He created and produced Sports Jam, a sports interactive fan festival that incorporated aspects of all of the major professional sports teams in New England. Imbriano also co-created and formatted "The Phantom Gourmet," a food and dining television program. He has also negotiated placement on television and radio programs regionally and nationally.

Imbriano has played an important role in creating and/or producing numerous events and broadcast programs, including the WEEI Celebrity Golf Tournament, the Hot Dog Safari, the Dee Brown Slam Dunk Tour, An Evening with Boston Super Stars, WEEI Madness, Jambalaya Crusade, Tuesday Night Football, Team 850 Racing, Ciao-Chow Bambino and various other charitable events that have cumulatively raised over \$5 million for deserving charities and foundations. He serves on a number of boards and charitable committees. He also frequently lectures at Boston College and other New England universities.

Lou and his wife, Patricia, have two children, Victoria and Antonio.

THREE NFL CHAMPIONSHIPS IN A FOUR-YEAR SPAN

Team	Era	Championship Seasons
New England Patriots	2001-Present	2001, 2003, 2004
Dallas Cowboys	1992-1995	1992, 1993, 1995
Green Bay Packers	1965-1967	1965, 1966, 1967
Chicago Bears	1940-1943	1940, 1941, 1943
Green Bay Packers	1929-1931	1929, 1930, 1931

NOTE: NFL Champions have been determined as follows – First-place team in the final standings (1920-32); Winner of the NFL championship game (1933-65); Winner of the Super Bowl (1966-present).



JACK MULA

CHIEF ADMINISTRATIVE COUNSEL

SUPER BOWLS: 01 03 04



Jack Mula joined the Patriots during the 1999 season and enters his seventh season as a major contributor to the most prosperous period in the organizations history, both on and off the field. Over the last four years, the franchise has celebrated three Super Bowl championships and is universally recognized as a model professional sports organization. Mula was named Chief Administrative Counsel in 2004 after four years as the team's director of legal and business affairs. He has served as the primary negotiator for the player contracts of each of the team's draft choices since the Belichick era began and works in concert with Scott Pioli on veteran and free agent contracts. In addition he is the club's legal and business liaison with the NFL Management Council and League Office.

Mula also serves as legal and administrative counsel to all departments of the organization. His responsibilities involve him in the negotiation and review of business contracts for the Patriots, Gillette Stadium, New England Revolution and other Kraft Group entities including sponsorships, promotions, hospitality, naming rights, stadium operations, real estate acquisition, concerts and special events. Jack was also instrumental in the planning and development of Gillette Stadium, working directly with local and state government, as well as the business and residential communities planning for site access and game day operations.

Prior to joining the Krafts' organization, Mula was a successful sports attorney and player agent whose clients included many marquee players in college football and the National Football League. He resurrected the professional career of Doug Flutie bringing the former Heisman winner back from the Canada Football League to the NFL, where Flutie flourished and earned Pro Bowl honors in his first

year return to the league with the Buffalo Bills. He has since played seven NFL seasons in Buffalo and San Diego and, in the spring of 2005, returned home when he signed with the Patriots. Mula's client list also included, in addition to Flutie, fellow Boston College Hall of Famers Fred Smerlas, a five time NFL All-Pro, NFL Rookie of the Year Troy Stradford, Outland trophy winner and former Patriot draft choice Mike Ruth, All-American and former Super Bowl winner Steve DeOssie, the famous brother tandem of Raghib "Rocket" and Qadry "Missile" Ismail, as well as current NFL running backs Priest Holmes and Ricky Williams. Mula also negotiated player contracts for Detroit Lions President Matt Millen and the New Orleans Saints Head Coach Jim Haslett.

Mula grew up in Waltham, Mass., where he was a teammate with Smerlas on the celebrated 1975 Waltham High team which sent a still existing state record 10 players into Division 1 college football. He also played football and graduated from the University of Massachusetts at Amherst in 1980, where he received his bachelor's degree in business administration and co-founded the university's chapter of the Fellowship of Christian Athletes. He later earned his Juris Doctorate from the New England School of Law. Mula is a member of the Sports Lawyers Association and a former co-chair of the Boston Bar Association's Sports and Entertainment Law Committee. He is also a former city attorney in Waltham, where he still resides and remains active in the local sports community and is also a frequent guest speaker at local community service organizations and various academic institutions. He and his wife, Pam, have three sons, Ryan, Christian and Evan.

FOURTEEN WINS BACK-TO-BACK

The Patriots compiled consecutive regular seasons with 14 victories, becoming the third team to win at least 14 games in back-to-back seasons. The last team to pull off the feat was the San Francisco 49ers, who posted identical 14-2 marks in 1989 and 1990. In an interesting contrast, the Patriots were a combined 6-26 over those same two seasons (1989-90).

BACK-TO-BACK SEASONS OF 14-PLUS WINS

Team	Year One	Year Two	Total Record
New England	2003, 14-2	2004, 14-2	28-4 (.875)
San Francisco	1989, 14-2	1990, 14-2	28-5 (.875)
Chicago	1985, 15-1	1986, 14-2	29-3 (.907)

VINCE LOMBARDI

TROPHY

**FOOTBALL
STAFF**

NFL





BILL BELICHICK

HEAD COACH



SUPER BOWLS: 86 90 01 03 04

31st Coaching Season ★ 31st NFL Season
 7th Patriots Season ★ 11th Head Coaching Season

CONFERENCE TITLES:

86 90 ★ 96 ★ 01 ★ 03 ★ 04 ★

DIVISION TITLES:

75 78 86 89 90
 96 98 01 03 04

CAREER RECORD - 99-72 (.579)
REGULAR SEASON - 89-71 (.556)
POSTSEASON - 10-1 (.909)
PATRIOTS RECORD - 62-27 (.697)

Bill Belichick is in his 31st season as an NFL coach and is the only head coach in NFL history to win three Super Bowl championships in a four-year span. He was hired by Chairman and CEO Robert Kraft on Jan. 27, 2000 and is in his sixth season as Patriots head coach in 2005.

In 2001, just his second season as Patriots head coach, Belichick guided the Patriots to their first league title with a dramatic victory in Super Bowl XXXVI. In the seasons since then, he has directed New England to sustained on-field success through an instilled philosophy of maintaining short-term focus to deliver long-term goals.

Over the last two seasons, Belichick has directed the Patriots through the most prosperous two-year period for any team in NFL history, netting back-to-back Super Bowl victories and consecutive 17-2 campaigns. The team's 34 victories in 2003-04 marked the highest two-year win total in the NFL's 85-year history. A winning streak of 21 consecutive games – also unprecedented in NFL annals – spanned the two seasons.

The 2004 season saw the Patriots tie the best regular-season record by a defending Super Bowl champion (14-2). New England capped off the 2004 season with another memorable playoff run, culminating in a 24-21 victory over the Philadelphia Eagles in Super Bowl XXXIX that made Belichick just the fourth head coach in NFL history to win at least three Super Bowl titles.

EXTRA POINTS

● Coach Belichick is the only head coach in NFL history to win three Super Bowls in four years.

● Coach Belichick led the Patriots to 18 consecutive regular season victories, spanning the 2003-04 seasons, the longest winning streak for any team in NFL history. New England's streak of 21 consecutive wins, including postseason games, is also an NFL record.

● Coach Belichick's 10-1 playoff record is the best in NFL history. He surpassed the legendary Vince Lombardi with the Patriots' victory in Super Bowl XXXIX.

● Coach Belichick has led the Patriots to 34 victories over the last two seasons, the highest two-year total in the 85-year history of the National Football League.

● With 31 years of NFL coaching experience, Coach Belichick is the longest tenured among active NFL head coaches.

● In 2004, Coach Belichick was named to *Time Magazine's* list of the 100 Most Powerful and Influential People in the World after winning his second Super Bowl in three seasons.

● Coach Belichick's defensive game plan from the Giants' Super Bowl XXV victory over the Buffalo Bills is on permanent display at the Pro Football Hall of Fame in Canton, Ohio.

Only one coach (Pittsburgh's Chuck Noll, 4) has won more Super Bowls. Belichick's three Super Bowl titles tie Washington's Joe Gibbs and San Francisco's Bill Walsh for second place on the NFL's all-time list. Noll, Gibbs and Walsh are all enshrined in the Pro Football Hall of Fame.

Belichick's accomplishments have placed him among the NFL's elite coaches. By virtue of the Patriots' most recent Super Bowl win, he moved ahead of the legendary Vince Lombardi to claim the best postseason record in NFL history (10-1). Including regular season and playoff games, Belichick is the winningest head coach in the NFL over the last four seasons and is also the Patriots' all-time leader in victories (62) and winning percentage (.697). Since 2001, Belichick has directed the Patriots to a 57-16 (.781) record – the most successful run in franchise history – including a perfect 9-0 postseason mark.

Belichick's recent accomplishments are the latest triumphs in a career during which he has helped produce five Super Bowl titles, six conference championships and 10 division titles since entering the NFL in 1975. Now in his 31st season in the NFL, he has more years of NFL experience than any of the other 31 head coaches. He won his first two Super Bowls as the defensive coordinator for the New York Giants in 1986 and again in 1990 before claiming three Super Bowl championships with the Patriots over the past four years. George Seifert is the only other man to have won multiple Super Bowls as a head coach and as an assistant coach.

In Belichick's last four seasons, the Patriots have prospered in a manner that few teams in NFL history have done, winning 57 games while claiming three division titles,

three conference titles and three Super Bowl titles. All three championship teams relied on the depth and resiliency of the roster to overcome injuries and setbacks. In 2001, the Patriots opened the season 0-2 before rebounding to win 14 of their next 17 games. In 2003, a 31-0 season-opening setback in Buffalo was answered triumphantly, as the team rebounded to win 17 of the next 18 games despite using 42 different starters (an NFL record for a division champion). In 2004, injuries were overcome yet again, as the Patriots used 40 different starters, including nine different starters in the defensive secondary.

Once he became Patriots head coach, Belichick needed just one season to successfully implement his plan for success. In 2001, his second season in charge, he rebounded from a 5-11 record in 2000 to improve to 11-5, tying the franchise regular season record for wins. With a 20-17 victory over the Rams in Super Bowl XXXVI, the Patriots tied the franchise's then-record of 14 overall wins. In 2003 and 2004, the Patriots eclipsed those marks in each season, posting identical 14-2 records in the regular season and notching 17 total wins and a Super Bowl title in each year. The team's 17 wins in 2003 and 2004 are tied for the third-best in NFL history, trailing only the 1985 Chicago Bears and the 1984 San Francisco 49ers (both 18 wins). New England was undefeated at home in both 2003 and 2004, and enter the 2005 season with a 20-game winning streak at Gillette Stadium.

One of the hallmarks of Belichick's teams have been their ability to consistently succeed against top competition, especially in the last two seasons. In their 38 regular season and playoff games in 2003 and 2004, the Patriots played 23 contests against teams that finished the season with a record of .500 or better. New England recorded a remarkable 22-1 (.957) mark in those games, while the rest of the league was a cumulative 74-182 (.289) against the same squads. Additionally, the Patriots have recorded a record of 16-1 (.941) against playoff teams since the beginning of the 2003 season.

Belichick has been credited by his players as effectively preparing them for most situations that could arise in a given game. As a result, Belichick's Patriots have rarely been rattled and have been able to consistently maintain leads. Between 2001 and 2004, the Patriots won 38 consecutive games when leading after three quarters and 31 consecutive games when leading at halftime, with both marks setting post-merger NFL records. In addition, the Patriots have maintained their focus throughout the year, playing their best football late in the season. Since 2001, the Patriots hold a 39-5 (.886) overall record in games played after November 1.

When the Patriots announced Belichick's hiring, many

regarded him as one of the premier defensive strategists in the game. That reputation was earned over a 25-year NFL coaching career that included Super Bowl titles as the defensive architect of the New York Giants in 1986 and 1990 and a conference championship as the assistant head coach and defensive assistant for the Patriots in 1996. When he returned to the Patriots in 2000, he followed a sound architectural plan, fortifying the foundation of the roster with team-oriented free agents who would support his overall team philosophy.

Belichick's team-first philosophy most recently saw success in the 2004 season, when the Patriots came together to meet the lofty expectations of a defending Super Bowl champion that had won the final 15 games of the 2003 season. New England began the 2004 campaign with six consecutive victories, each one carrying historical significance as the team surged forward on an NFL record winning streak. On Oct. 10, 2004 the Patriots defeated the Miami Dolphins, 24-10, to set the NFL record with their 19th consecutive overall victory, including regular season and playoff games, topping the previous mark of 18 (shared by six teams, most recently the 1997-98 Denver Broncos). Two weeks later, against the New York Jets, the Patriots won their 18th consecutive regular season game, setting the NFL mark in that category and topping the previous record of 17 straight regular season wins set by George Halas' 1933-34 Chicago Bears. Even after their winning streak was snapped at 21 consecutive games by the Pittsburgh Steelers, the Patriots maintained their focus and finished the season with a 14-2 record and their third AFC East title in four years.

In the 2004 playoffs, Belichick's Patriots compiled another impressive trio of postseason victories. In the divisional round against Indianapolis at Gillette Stadium,

NFL SENIORITY

Coach Belichick began his coaching career as a special assistant with the Baltimore Colts in 1975 at the age of 23. This year, he enters his 31st season in the NFL and owns the distinction of having the most NFL coaching experience among current head coaches. The head coaches with the most NFL experience are listed below:

Years	Name	NFL Coaching Tenures
31	Bill Belichick	1975-2005
29	Marty Schottenheimer	1975-98, 2001-05
25	Romeo Crennel	1981-2005
25	Tony Dungy	1981-2005

HEAD COACHES WITH THREE OR MORE NFL TITLES

(1933-Present, listed alphabetically)

Bill Belichick	New England Patriots
Paul Brown	Cleveland Browns
Weeb Ewbank	Baltimore Colts, New York Jets
Joe Gibbs	Washington Redskins
George Halas	Chicago Bears
Curly Lambeau	Green Bay Packers
Vince Lombardi	Green Bay Packers
Chuck Noll	Pittsburgh Steelers
Bill Walsh	San Francisco 49ers

the Patriots' defensive dominance held the Indianapolis Colts' highly-regarded offense to just three points in a 20-3 victory, as NFL MVP Peyton Manning (who had set the league mark with 49 touchdown passes in the regular season) was held without a touchdown. In the AFC Championship Game, the Patriots solved the league's top defense, as New England set a team playoff record by scoring 41 points against the 16-1 Pittsburgh Steelers, who had ended the Patriots' 21-game winning streak three months earlier. Then, for the third time in four seasons, the playoff run was capped by a three-point Super Bowl win, as the Patriots claimed a tense 24-21 victory over the NFC Champion Philadelphia Eagles in Super Bowl XXXIX in Jacksonville, Fla.

The 2004 performance came on the heels of a 2003

season in which Belichick led the Patriots to a 17-2 mark that culminated in a victory over the Carolina Panthers in Super Bowl XXXVIII in Houston. In that season, the Patriots became the first team in 31 years and just the second club ever to win 15 consecutive games en route to the championship. Only the 1972 Miami Dolphins won more consecutive games in a single season. The year was filled with dramatic wins, as the Patriots produced seven game-winning drives and set an NFL record by winning 11 consecutive games by 14 points or fewer.

Over the last four years, the only season in which Patriots did not win the AFC East was 2002, a season in which they missed out on the division crown and a playoff berth by virtue of a strength-of-victory tiebreaker. That season, the Patriots valiantly defended their inaugural title and remained in playoff contention through the final game of the regular season. A dramatic come-from-behind victory over the Miami Dolphins in the season finale gave the Patriots their ninth win of the season and a chance to qualify for the playoffs. Unfortunately, just three hours later, New England was eliminated from the postseason in a tiebreaker scenario when the New York Jets, who also finished the year with a 9-7 record, claimed the remaining playoff position.

After an unspectacular 1-3 start in 2001, the Patriots rebounded to win 10 of their last 12 games and claimed the division title for the first time in four years. A six-game win streak propelled the Patriots into the playoffs, where their team-first philosophy earned national acclaim. In each playoff game, the offense, defense and special teams units played critical roles, enabling the Patriots to defeat three favored opponents with wins over the Oakland Raiders, Pittsburgh Steelers and St. Louis Rams. The victories extended their streak to a then-franchise record nine games and earned the team New England's first Lombardi Trophy.

Upon arriving in New England as head coach for the 2000 season, Belichick started the rebuilding process with the acquisition of 30 new players. That year, the Patriots set a team record by having 13 of their 16 games decided by eight points or less.

Belichick returned to the Patriots as head coach after three seasons with the New York Jets, where his defenses were credited for New York's intra-division success against the high-octane offenses of the Patriots, Dolphins, Bills and Colts. He was also credited for successfully defusing the Indianapolis Colts' offensive arsenal, limiting the conference's most prolific offense

TOP BILLING

Coach Belichick is widely recognized as one of the NFL's premier head coaches, and recent polls have shown how this reputation has solidified. In an SI.com Election Day 2004 poll of more than 90,000 voters, Belichick was selected as the active coach (in any sport) that fans would most want to call their team's shots in a title game (Belichick received 35 percent of the vote, while Duke's Mike Krzyzewski ranked second with 27 percent). In addition, a Sports Illustrated poll of more than 300 NFL players revealed that Belichick got the nod from the players as the NFL's best coach, receiving 45 percent of the leaguewide vote.

HONORS AND AWARDS

Coach Belichick has been honored with numerous awards in recognition of his success with the Patriots. Below is a sampling of the praise he has earned since 2001:

2004 NFL COACH OF THE YEAR HONORS

- Sports Illustrated
- SI.com
- Fox TV/Terry Bradshaw

OTHER 2004 HONORS

- ESPY Award - Best Coach/Manager
- U.S. Sports Academy Amos Alonzo Stagg Coaching Award

2003 NFL COACH OF THE YEAR HONORS

- Associated Press
- The Sporting News
- Pro Football Weekly/PFWA
- Sports Illustrated
- Football Digest
- SI.com
- NFL.com
- Dallas Morning News
- San Francisco Chronicle
- NFL Alumni
- Fox TV/Terry Bradshaw
- Victor Awards
- Kansas City's 101 Football Awards (AFC Coach of the Year)

OTHER 2003 HONORS

- Time Magazine: 100 Most Powerful and Influential People

2001 NFL COACH OF THE YEAR HONORS

- Sports Illustrated
- College & Pro Football Newsweekly
- Dallas Morning News
- ESPN
- CNN/ISI
- Kansas City's 101 Football Awards - AFC Coach of the Year
- USA Today's All-Joe Team

to an average of just 14.5 points in their two matchups in 1999. That year, the Colts averaged over 28 points per game in their 14 other games.

In 1998, the Jets surrendered just 266 points, one point shy of Miami's league-leading 265. The 16.6 points allowed per game was the third lowest season average in Jets history and propelled the team to their first division title since 1969 with a franchise-best 12-4 overall record. The Jets advanced to the AFC Championship game, but were defeated by the defending Super Bowl Champion Denver Broncos, who went on to repeat as champions. Following the season, Belichick filled in for Bill Parcells as the head coach of the AFC's squad in the 1999 Pro Bowl.

Belichick was named head coach of the New York Jets on Feb. 3, 1997, an interim position he held until Parcells was formally announced as head coach a week later. During that week, Belichick hired Scott Pioli as his director of pro personnel. After Parcells was named head

MOST SUPER BOWL VICTORIES BY AN NFL HEAD COACH

Coach Belichick's three Super Bowl victories are tied for second on the NFL's all-time list with Joe Gibbs and Bill Walsh, trailing only Chuck Noll of the 1970s Pittsburgh Steelers. Belichick is the only head coach in NFL history to win three Super Bowls in a four-year span.

Coach	Team	Titles	Seasons
Chuck Noll	PIT	4	1974, 1975, 1978, 1979
Bill Belichick	NE	3	2001, 2003, 2004
Joe Gibbs	WAS	3	1982, 1987, 1991
Bill Walsh	SF	3	1981, 1984, 1988

NOTE: Sorted by most recent championship; Super Bowls have determined NFL champion since the 1966 season.

Additionally, Belichick is the ninth head coach to win three (or more) NFL championships, including both the pre-Super Bowl Postseason Era (1920-1965) and the Super Bowl Era (1933-present)

coach, Belichick became the assistant head coach/secondary coach responsible for calling the team's defensive signals. In his first season with the Jets, his defense surrendered just 287 points, an average of 17.9 points per game, marking a significant 10.5-point improvement per game from 1996. The 287 points allowed ranked second in the AFC, sixth overall, and was critical to the Jets' rise from 1-15 in 1996 to 9-7 in 1997.

Patriots fans witnessed Belichick's impact on a team firsthand in 1996 when he joined the Patriots after five seasons as the head coach of the Cleveland Browns. That year, the Patriots claimed their first division title in 10 years with an 11-5 record and won their first two playoff games at Foxboro Stadium to advance to Super Bowl XXXI. Characteristically, Belichick's defensive influence was credited for the team's overall defensive success down the stretch and through the playoffs. The 1996 Patriots defense allowed just 19.6 points per game and forced 34 turnovers, second in the AFC. In two playoff games, the defense allowed just nine points combined, propelling the Patriots to victories over Pittsburgh (28-3) and Jacksonville (20-6). The victory over the Jaguars gave the Patriots their second AFC Championship and a berth in Super Bowl XXXI against Green Bay.

Prior to joining the Patriots, Belichick spent five seasons (1991-95) rebuilding the Cleveland Browns, whose 3-13 finish in 1990 was the worst in the history of the franchise. By 1994, the Browns were again one of the elite teams in the NFL, boasting the second-best record in the AFC. Belichick's first head coaching opportunity came following the 1990 season, when Belichick's defensive efforts with the New York Giants helped claim a second Super Bowl title in five years. Cleveland wasted no time in hiring the talented young defensive coordinator, naming him the franchise's 10th head coach on Feb. 5, 1991. At the age of 38, he became the NFL's youngest head coach. In his first season, Belichick began the rebuilding process by restoring the foundation of the aging squad he inherited. In 1991, the Browns improved to 6-10 and played in 11 games that were decided by a

BEST RECORDS IN OVERTIME GAMES

(minimum 7 games, regular season only)

Bill Belichick has a 9-1 career record in regular season overtime games, the best for any head coach in NFL history (This does not include a postseason overtime win against Oakland in January 2002)

Bill Belichick	9-1 (.900)
Joe Gibbs	6-1 (.857)
Sam Wyche	8-2 (.800)

touchdown or less.

Following back-to-back 7-9 campaigns in 1992 and 1993, the Browns improved to 11-5 in 1994. Only Pittsburgh, who won the division with a 12-4 record, had a better record in the AFC that season. In their return to the playoffs, the Browns eliminated Parcells' Patriots, 20-13, in a first-round wild-card game on New Year's Day 1995. The Browns advanced to the divisional playoff round before being bumped by the Steelers. The 1994 squad was defined by its defense, which allowed a league-low 204 points (12.8 ppg) and just 301.6 yards per game, second in the AFC.

The 1995 season was disrupted by the mid-season announcement that the Cleveland Browns franchise would be moved to Baltimore at the conclusion of the campaign. The announcement caused an inextricable mid-season distraction resulting in a 5-11 finish. Belichick did not accompany the franchise's move to Baltimore after the 1995 season.

Belichick originally began his coaching career after graduating from Wesleyan University and accepting a staff assistant position with the Baltimore Colts in 1975. At the age of 23, he was named special assistant to Head Coach Ted Marchibroda.

In 1976, Belichick joined Rick Forzano's staff with the Detroit Lions as an assistant special teams coach. The following year, he was given his first positional coaching assignment as the Lions' tight ends and receivers coach. In 1978, Denver Broncos Head Coach Red Miller hired Belichick as the assistant special teams coach and assistant to defensive coordinator Joe Collier.

In 1979, Belichick joined Ray Perkins' staff with the New York Giants as a defensive assistant and special teams coach, launching a 12-year tenure with the Giants. After the 1980 campaign, he drew the added responsibility of coaching the Giants linebackers. In 1983, he began coordinating the defense on Bill Parcells' staff and continued coaching the linebackers, a unit that would become known as one of the most dominant groups of all-time. He was officially appointed defensive coordinator in 1985, a position he held for the next six seasons.

FAMILY AFFAIR

Bill Belichick is one of only four head coaches in NFL history whose father played in the NFL. The others are Joe Walton, David Shula and Mike Nolan. Belichick's father, Steve, played fullback for the Detroit Lions in 1941 and coached for 33 years at the Naval Academy.

During his time as the Giants' defensive signal caller, his units were never ranked lower than 11th in the NFL and finished as high as second in the league three times, including the Super Bowl seasons of 1986 and 1990. His contributions with the Giants throughout the 1980s brought him national recognition as one of the best young assistant coaches in the NFL. His reward came just nine days after Super Bowl XXV when the Cleveland Browns hired him as their head coach.

PLAYING

Belichick lettered in football, lacrosse and squash while attending college at Wesleyan University in Middletown, Conn. He earned three letters in football while competing at center and tight end. As a senior, he was named captain of his lacrosse team.

PHILANTHROPY

Bill and Debby Belichick have been long-time advocates and contributors to local charities. While in Cleveland, the two launched a charitable foundation in their names. The foundation benefited the Zelma George Home, a shelter for homeless women and children in Cleveland. In 2001, the two established the Bill and Debby Belichick Scholarship, an annual stipend awarded to an Annapolis High School senior for academic and athletic achievement. Annually, Coach Belichick generously donates time and money to support local charities. Since returning to New England in 2000, he has participated in dozens of community events, including the March of Dimes Walk America, the Rodman Ride for Kids, the Roxbury Comprehensive (RoxComp) Community Center's Reading is the Best Medicine Program and the Mayors Cup Regatta on the Charles River to benefit AccesSportAmerica, a charity dedicated to fitness of children and adults with disabilities. He is also a supporter of the Pawtucket Police Athletic League. In 2003, he was honored by RoxComp and presented with the "Healthy Living Award." In 2004, he participated in the Samsung's Four Season's of Hope annual fundraising gala, where

he introduced longtime friend Jon Bon Jovi to a list of honorees that included Joe Torre, Arnold Palmer, Magic Johnson and Boomer Esiason. The star-studded affair raised over \$500,000 to aid children and families in need. He also has participated in Eric Mangini's annual Football Fundamentals Mini-Camp in Hartford, Conn.

ACADEMICS

At Wesleyan's commencement in 2002, he received the prestigious Baldwin Medal, awarded annually by the Wesleyan University Alumni Association. It recognizes outstanding contributions to public interest and to Wesleyan. In 2005, he received a Doctor of Humane Letters degree from Wesleyan. He is proud to remain close to his Phillips Academy roots, where he was bestowed the Distinguished Alumni Award in 1987. He was also honored at Phillips Academy when the school declared a day in his honor in 2002. Annually, he makes several off-season visits to local schools to speak to students. Recent speaking engagements included visits to Boston College, Wesleyan and Brown universities, as well as Phillips Academy in Andover and a panel discussion on sports at the Fenn School's Alumni Dinner. In 2004, he received honorary doctorates at Boston University and the New England Institute of Technology, where he also delivered the commencement address to over 900 graduates.

PERSONAL

Bill Belichick was born April 16, 1952 in Nashville, Tenn. and raised in Annapolis, Md. His father, Steve, played fullback for the Detroit Lions in 1941 and coached for 33 years at the Naval Academy. Bill was a standout prep athlete at Annapolis High, where he has since been inducted into the school's Hall of Fame. He attended Phillips Academy in Andover, Mass., before enrolling at Wesleyan, where he earned his bachelor's degree in economics in 1975.

COACH BELICHIK'S PLACE IN FRANCHISE HISTORY

In just five seasons, Coach Belichick has almost become the franchise's all-time winningest coach based on both overall victories (62) and winning percentage (.697).

Coach	Years	Career Winning Pct.	Overall W-L-T	Regular Season W-L-T	Playoffs W-L
Bill Belichick	2000-04	.697	62-27-0	53-27-0	9-0
Raymond Berry	1984-89	.554	51-41-0	48-39-0	3-2
Pete Carroll	1997-99	.549	28-23-0	27-21-0	1-2
Chuck Fairbanks	1973-78	.529	46-41-0	46-39-0	0-2
Ron Meyer	1982-84	.529	18-16-0	18-15-0	0-1
Mike Holovak	1961-68	.529	53-47-9	52-46-9	1-1
Bill Parcells	1993-96	.500	34-34-0	32-32-0	2-2

BILL BELICHICK'S CAREER HEAD COACHING RECORDS

Team	Regular Season				Playoffs			Career			
	W	L	T	Pct.	W	L	Pct.	W	L	T	Pct.
Cleveland Browns	36	44	0	.450	1	1	.500	37	45	0	.451
New England Patriots	53	27	0	.663	9	0	1.000	62	27	0	.697
NFL Career Totals	89	71	0	.556	10	1	.909	99	72	0	.579

BILL BELICHICK'S YEAR-BY-YEAR RESULTS

Year	Team	Position	Regular Season			Postseason	
			W	L	T	W	Finish
1975	Baltimore Colts	Special Assistant	10	4	0	0	1 AFC East Division Champions
1976	Detroit Lions	Asst. Special Teams	6	8	0		
1977	Detroit Lions	Asst. Special Teams/Tes/WRs	6	8	0		
1978	Denver Broncos	Asst. Special Teams/ Asst. to Defensive Coordinator	10	6	0	0	1 AFC West Division Champions
1979	New York Giants	Special Teams	6	10	0		
1980	New York Giants	Special Teams	4	12	0		
1981	New York Giants	Special Teams/Linebackers	9	7	0	1	1 3rd Place NFC East - Wild Card
1982	New York Giants	Special Teams/Linebackers	4	5	0		
1983	New York Giants	Linebackers	3	12	1		
1984	New York Giants	Linebackers	9	7	0	1	1 2nd Place NFC East - Wild Card
1985	New York Giants	Defensive Coordinator	10	6	0	1	1 2nd Place NFC East - Wild Card
1986	New York Giants	Defensive Coordinator	14	2	0	3	0 Division/Super Bowl Champions
1987	New York Giants	Defensive Coordinator	6	9	0		
1988	New York Giants	Defensive Coordinator	10	6	0		
1989	New York Giants	Def. Coordinator/Secondary	12	4	0	0	1 NFC East Division Champions
1990	New York Giants	Def. Coordinator/Secondary	13	3	0	3	0 Division/Super Bowl Champions
1991	Cleveland Browns	Head Coach	6	10	0		
1992	Cleveland Browns	Head Coach	7	9	0		
1993	Cleveland Browns	Head Coach	7	9	0		
1994	Cleveland Browns	Head Coach	11	5	0	1	1 2nd Place AFC Central - Wild Card
1995	Cleveland Browns	Head Coach	5	11	0		
1996	New England Patriots	Asst. Head Coach/Secondary	11	5	0	2	1 AFC East Division/ AFC Champions
1997	New York Jets	Asst. Head Coach/Secondary	9	7	0		
1998	New York Jets	Asst. Head Coach/Secondary	12	4	0	1	1 AFC East Division Champions
1999	New York Jets	Asst. Head Coach/Secondary	8	8	0		
2000	New England Patriots	Head Coach	5	11	0		
2001	New England Patriots	Head Coach	11	5	0	3	0 AFC East Division/Super Bowl Champions
2002	New England Patriots	Head Coach	9	7	0		
2003	New England Patriots	Head Coach	14	2	0	3	0 AFC East Division/Super Bowl Champions
2004	New England Patriots	Head Coach	14	2	0	3	0 AFC East Division/Super Bowl Champions
30 Year NFL Totals			261	204	1	22	9

bold indicates head coaching seasons

BELICHICK'S PATRIOTS RENAISSANCE

Once head coach Bill Belichick had the time to implement his design on the Patriots, his approach has resulted in the best record of any NFL head coach. After the team endured a 5-11 rebuilding year in his first season, the Patriots have compiled the best record in the NFL since 2001. The remarkable run includes postseason play.

NFL COACHES' RECORDS SINCE 2001

Coach	Team	W	L	T	Pct.
Bill Belichick	NE	57	16	0	.781
Andy Reid	PHI	54	20	0	.730
Bill Cowher	PIT	47	22	1	.679
Jim Mora, Jr.	ATL	12	6	0	.667
Wade Phillips	ATL	2	1	0	.667
Tony Dungy	TB/IND	47	25	0	.653
Mike Sherman	GB	46	25	0	.648

NOTE: Records include postseason games

DAUNTING DEFENSES

Coach Belichick's teams have always been renowned for having among the stingiest defenses in the NFL. Since Belichick was first named a defensive coordinator in 1985, his defenses have averaged fewer than 20 points per game in 17 seasons. Belichick's defenses have allowed the fewest points in the NFL three times and have finished in the top 10 on 13 occasions.

Year	Team	Avg. Pts Allowed	NFL Rank	Playoff Teams
2004	New England Patriots	16.3	T-2	Super Bowl Champions
2003	New England Patriots	14.9	1	Super Bowl Champions
2002	New England Patriots	21.6	17	
2001	New England Patriots	17.0	6	Super Bowl Champions
2000	New England Patriots	21.1	17	
1999	New York Jets	19.3	9	
1998	New York Jets	16.6	2	AFC East Division Champions
1997	New York Jets	17.9	6	
1996	New England Patriots	19.6	13	AFC East Division/AFC Champions
1995	Cleveland Browns	22.3	20	
1994	Cleveland Browns	12.8	1	2nd Place AFC Central
1993	Cleveland Browns	19.2	17	
1992	Cleveland Browns	17.2	10	
1991	Cleveland Browns	18.6	14	
1990	New York Giants	13.2	1	Super Bowl Champions
1989	New York Giants	15.8	2	NFC East Division Champions
1988	New York Giants	19.0	9	
1987	New York Giants	19.5	13	
1986	New York Giants	14.8	2	Super Bowl Champions
1985	New York Giants	17.7	5	2nd Place NFC East

DAUNTING DEFENSES, PART II

In 2004, the Patriots defense was tied for second in the NFL, allowing 16.25 points per game, a number that ranks third in franchise history. That dominating performance came on the heels of a 2003 season in which the Patriots defense set a franchise record and led the NFL by allowing 14.9 points per game. When looking at the best defensive performances in the 45-year history of the Patriots franchise, Belichick's teams from 2001, 2003 and 2004 are all ranked among the top five strongest seasons. In fact, since the NFL adopted the 16-game schedule in 1978, the years 2001, 2003 and 2004 mark the Patriots' top three stingiest defensive performances.

FEWEST POINTS ALLOWED IN PATRIOTS HISTORY

Year	PPG	Total Points	Rec.	Head Coach
2003	14.9	238	14-2	Bill Belichick
1977	15.5	217*	9-5	Chuck Fairbanks
2004	16.3	260	14-2	Bill Belichick
1976	16.9	236*	11-3	Chuck Fairbanks
2001	17.0	272	11-5	Bill Belichick
1999	17.8	284	8-8	Pete Carroll
1988	17.8	284	9-7	Raymond Berry

* 14-game season

POSTSEASON PROWESS

Bill Belichick is the winningest head coach in NFL postseason history, having won 10 of 11 career postseason games. With the Patriots' victory in Super Bowl XXXIX, Belichick eclipsed Vince Lombardi, the man whose name is emblazoned on the Super Bowl trophy. Coach Belichick has won nine playoff games in a row, tying the NFL-record streak set by Lombardi's Packers, who also won nine consecutive playoff games from 1961-67. Belichick is a perfect 9-0 in the postseason as head coach of the Patriots.

BEST POSTSEASON RECORDS IN NFL HISTORY

Name	Team(s)	W	L	Pct.
Bill Belichick	CLE/NE	10	1	.909
Vince Lombardi	GB/WAS	9	1	.900
Joe Gibbs	WAS	16	5	.762

BILL BELICHICK'S COACHING TREE

Bill Belichick has hired dozens of coaches and personnel people during his head coaching tenures in Cleveland and New England. Six individuals who served as assistant coaches under Belichick are now head coaches in the NFL or in college: Kirk Ferentz (Iowa), Al Groh (Virginia), Pat Hill (Fresno State), Nick Saban (Miami Dolphins), Romeo Crennel (Cleveland Browns) and Charlie Weis (Notre Dame). A sampling of Belichick's original hires and the elevated positions they currently hold are listed in alphabetical order below:

Name	Original Position	Current Position	Current Team/University
Jim Bates	Defensive Line Coach	Defensive Coordinator	Green Bay Packers
Don Blackmon	Linebackers Coach	Linebackers Coach	Buffalo Bills
Chuck Bresnahan	Quality Control (defense)	Defensive Coordinator	Cincinnati Bengals
Jacob Burney	Defensive Line Coach	Defensive Line Coach	Denver Broncos
Nick Caserio	Personnel Assistant	Director of Pro Personnel	New England Patriots
Romeo Crennel	Defensive Coordinator	Head Coach	Cleveland Browns
Brian Daboll	Coaching Assistant	Wide Receivers Coach	New England Patriots
Thomas Dimitroff Jr.	Staff Assistant	Director of College Scouting	New England Patriots
Kirk Ferentz	Offensive Line Coach	Head Coach	Iowa
Al Groh	Linebackers Coach	Head Coach	Virginia
Pat Hill	Personnel Assistant	Head Coach	Fresno State
Pepper Johnson	Defensive Assistant	Defensive Line Coach	New England Patriots
George Kokinis	College Scouting Assistant	Director of Pro Personnel	Baltimore Ravens
Eric Mangini	Coaching Assistant	Defensive Coordinator	New England Patriots
Josh McDaniels	Coaching Assistant	Quarterbacks Coach	New England Patriots
Terry McDonough	Scout	Executive Scout	Jacksonville Jaguars
Ozzie Newsome	Special Assignment Scout	General Manager and Executive VP	Baltimore Ravens
Scott O'Brien	Special Teams Coach	Coordinator of Football Operations	Miami Dolphins
Matt Patricia	Coaching Assistant	Asst. Offensive Line Coach	New England Patriots
Scott Pioli	Pro Personnel Assistant	V.P. of Player Personnel	New England Patriots
Rob Ryan	Outside Linebackers	Defensive Coordinator	Oakland Raiders
Nick Saban	Defensive Coordinator	Head Coach	Miami Dolphins
Phil Savage	Quality Control (defense)	General Manager	Cleveland Browns
Jim Schwartz	Scout	Defensive Coordinator	Tennessee Titans
John Settle	Quality Control (offense)	Running Backs Coach	Fresno State
Mike Sheppard	Tight Ends Coach	Quarterbacks Coach	New Orleans Saints
Darrin Simmons	Coaching Intern	Special Teams Coach	Cincinnati Bengals
Jerry Simmons	Strength & Conditioning Coach	Strength & Conditioning Coach	Carolina Panthers
Kevin Spencer	Quality Control (offense)	Special Teams Coach	Pittsburgh Steelers
Mike Tannenbaum	Personnel Intern	Asst. GM/Director of Pro Personnel	New York Jets
Cory Undlin	Coaching Assistant	Defensive Quality Control	Cleveland Browns
Rick Venturi	Linebackers Coach	Defensive Coordinator	New Orleans Saints
Lionel Vital	Scout	National Scout	Baltimore Ravens
Charlie Weis	Offensive Coordinator	Head Coach	Notre Dame



JOEL COLLIER

ASSISTANT SECONDARY



17th Coaching Season ★ 15th NFL Season ★ 4th Patriots Season

COACHING

Joel Collier returned to New England when he was hired as the assistant secondary coach on Head Coach Bill Belichick's staff on February 23, 2005. Collier had previously spent three seasons (1991-93) in the Patriots' coaching and scouting departments before serving an 11-year tenure as an assistant coach with the Miami Dolphins. In his current position, Collier assists defensive coordinator Eric Mangini in tutoring the Patriots' secondary.

Collier recently completed a seven-year assignment as Miami's running backs coach, during which time he helped produce three 1,000-yard seasons and coached three different players who finished among the NFL's top five rookie rushers in their respective rookie seasons. Under Collier's tutelage, running back Ricky Williams recorded the top two rushing seasons in Dolphins history, notching an NFL-leading franchise-record 1,853 yards in 2002 and following that with a 1,372-yard effort in 2003. Williams earned a Pro Bowl nod in 2002, becoming the first Dolphins running back since Delvin Williams in 1978 to earn such recognition. Collier was also credited with assisting the development of former Miami fullback Rob Konrad, who became known as one of the league's top blocking fullbacks.

His experience on the defensive side of the ball includes a four-year stint as Miami's defensive staff assistant beginning in 1994. In that role, Collier helped to coach the Dolphins linebackers in addition to assisting with the overall football operation. In 1997, he was cred-

ited with assisting in the development of linebacker Derrick Rodgers, who earned Sports Illustrated's Defensive Rookie of the Year honors.

Prior to joining the Dolphins, Collier spent three seasons in Foxborough as the Patriots' assistant running backs and receivers coach (1991-92) and as a pro scout (1993). He was hired as a member of Head Coach Dick MacPherson's staff in 1991, and his assignments included assisting wide receivers coach (and current Patriots running backs coach) Ivan Fears.

Collier began his coaching career in 1988 as a graduate assistant under MacPherson at Syracuse University before entering the NFL as an offensive assistant for the Tampa Bay Buccaneers in 1990.

PLAYING

Collier was a three-year starter at inside linebacker for Northern Colorado University. He was an academic All-North Central Conference selection.

PERSONAL

Joel Collier was born on Dec. 25, 1963 in Buffalo, N.Y. He is the son of Joe Collier, who was on the Patriots' original coaching staff from 1960-61 and served as New England's defensive coordinator under Dick MacPherson from 1991-92. Joe Collier was also head coach of the Buffalo Bills and a longtime defensive coordinator for the Denver Broncos, where Joel served as a ballboy while growing up. Joel and his wife, Shirley Ann, have a son, Jeremy Grayson, and a daughter, Evelyn.

COLLIER'S COACHING CAPSULE

Years	Team	Position
1988-89	Syracuse	Graduate Assistant
1990	Tampa Bay Buccaneers	Offensive Assistant
1991-92	New England Patriots	Asst. Running Backs and Receivers
1993	New England Patriots	Pro Scouting
1994-97	Miami Dolphins	Defensive Staff Assistant
1998-2004	Miami Dolphins	Running Backs
2005	New England Patriots	Assistant Secondary



BRIAN DABOLL

WIDE RECEIVERS

SUPER BOWLS: 01 03 04

9th Coaching Season ★ 6th NFL Season ★ 6th Patriots Season

COACHING

Brian Daboll is now in his sixth season with the Patriots and is serving as the wide receivers coach on Bill Belichick's staff for the fourth consecutive year. Since assuming his current responsibilities prior to the 2002 season, Daboll has successfully blended veteran talent with up-and-coming young receivers. His approach has helped to develop a receiving corps with big-play ability that helped New England win back-to-back Super Bowl championships.

New England's wide receivers played an integral role in the team's 2004 success, with the trio of David Givens, David Patten and Deion Branch combining for 135 catches, 2,128 yards and 14 touchdowns in the regular season. Branch continued his emergence as a top receiver, earning Super Bowl XXXIX MVP honors in just his third professional season. Givens set career highs in catches (56) and receiving yards (874) while becoming the first Patriot since 1999 to record four 100-yard games in a season. For the second consecutive season, the receiving corps was a key to the team's postseason success. Patriots wideouts accounted for 64 percent of the team's postseason receptions and half of the team's 10 postseason touchdowns. Branch and Givens combined for 28 receptions in the three postseason games, and Branch's 11 catches in the Super Bowl tied Dan Ross and Jerry Rice for the most in Super Bowl history.

In 2003, Branch and Givens enjoyed breakout years to compliment the experience of veteran Troy Brown. In just his second year as a pro, Branch led the team with a career-high 57 receptions and 803 receiving yards, while Givens, a 2002 seventh-round draft pick, paced the club with six touchdown receptions in the regular season and tied Brown for the team and league lead with 17 postseason receptions. New England's receiving corps played a major role in the team's postseason success, as the trio of Branch, Brown and Givens combined for 49 receptions, good for 63 percent of the team's total postseason catches. In Super Bowl XXXVIII, Branch led all receivers with 10 receptions, just one shy of the Super Bowl record that he tied a year later. Branch also gained

a career-high 143 receiving yards in the Super Bowl, setting a Patriots postseason record.

In 2002, Brown, David Patten and Branch finished the season ranked 1-2-3 respectively among the team's leading receivers. It was the first time three wide receivers held the top three positions since 1999 and just the second time in 13 seasons. Brown led the team for the third consecutive season with 97 receptions, and his 6.9 receptions per game set a franchise record. Patten set career highs with 61 receptions for 824 yards and led the team with a 13.5-yard average per reception.

Daboll originally joined the Patriots in February of 2000 when he was named a defensive coaching assistant. Daboll held that role for two seasons and was primarily responsible for preparing film breakdowns for each upcoming opponent, including comprehensive opponent scouting charts for Coach Belichick and the defensive coaches. The preparation and study of opponent offensive game tendencies during his first two seasons with the Patriots provided unique training for his first positional responsibilities in 2002.

Prior to joining the Patriots, he worked as a graduate assistant for head coach Nick Saban at Michigan State. He started as an administrative graduate assistant in 1998 but spent the entire 1999 season assisting the defensive coaches, working primarily with the defensive backs. He began his coaching career as a restricted earnings coach, assisting the defensive coaches at William & Mary in 1997.

PLAYING

Daboll attended the University of Rochester, where he was a two-year starter at free safety. Daboll recorded three interceptions in one game during his senior year.

PERSONAL

Brian Daboll was born in Welland, Ontario. He attended St. Francis High in Buffalo where he lettered in football. Brian and his wife, Onalee, have a son, Christian and a daughter, Haven.

DABOLL'S COACHING CAPSULE

Years	Team	Position
1997	William & Mary	Restricted Earnings/Defense
1998-99	Michigan State	Graduate Assistant
2000-01	New England Patriots	Defensive Coaching Assistant
2002-05	New England Patriots	Wide Receivers



IVAN FEARS

RUNNING BACKS

SUPER BOWLS: 01 03 04

30th Coaching Season ★ 15th NFL Season ★ 9th Patriots Season

COACHING

Ivan Fears, a 30-year coaching veteran, is now enjoying his 15th season in the NFL and his ninth with the New England Patriots. He returned to New England in 1999 and since then has enjoyed three division championships, three conference titles and three Super Bowl championships. He is in his fourth season as running backs coach, after having coached New England's wide receivers from 1999-2001 and previously from 1991-92. New England's running backs have improved their production in each of Fears' three seasons heading the unit.

In 2004, the Patriots enjoyed one of the finest rushing seasons in franchise history as the team averaged 4.07 yards per carry, the most since 1985 (4.13-yard average). The Patriots ran for more than 200 yards in a game on three occasions, including a 210-yard performance in the divisional playoffs. Additionally, the team's 225 rushing yards against Cleveland (12/5) were the most in any game since 1993. Running back Corey Dillon set the team's single-season rushing record with 1,635 yards and led the NFL with an average of 109.0 yards per game in which he appeared. Dillon's yardage total set a career high, and he also achieved personal bests with nine 100-yard games (tying a Patriots record) and 12 rushing touchdowns.

The 2003 season saw the Patriots exceed the 100-yard rushing plateau as a team in eight of 16 regular-season games, an improvement on their five games exceeding the century mark in 2002. The Patriots also passed the 100-yard mark in two of three postseason contests, including a 127-yard output in their victory in Super Bowl XXXVIII.

Fears took on running backs duties in 2002, and in his first season the position produced 1,508 yards rushing – the second highest total by the Patriots since 1996. The Patriots averaged 38 yards per carry, tying 2001's average as the highest since 1995.

As receivers coach in 2001, Fears helped both Troy Brown and David Patten produce career years. Brown established a franchise record with 101 receptions for a career-high 1,199 yards and earned his first trip to the Pro Bowl. It was Brown's first 1,000-yard season of his eight-year career. Patten, who entered the season with just 71 career receptions in four seasons, claimed the starting role opposite Brown and was cred-

ited with 51 receptions for 749 yards and four touchdowns.

Fears originally joined the professional coaching ranks as the receivers coach on Dick MacPherson's staff with the Patriots in 1991. After two seasons in New England, he accepted a position with the Bears in Chicago, where he coached the receivers for six seasons (1993-98) before returning to New England in 1999.

In 1991, his receiving corps featured Irving Fryar, Greg McMurtry and Michael Timmons. That year, Fryar turned in his first 1,000-yard season of his career, finishing with 1,014 yards on 68 receptions (14.9).

In 1993, he joined the Chicago Bears and inherited the team's first-round selection, Curtis Conway. In 1994, the Bears added Jeff Graham, a reserve receiver from the Steelers, and Fears helped develop the two into one of the premier receiving tandems in the league over a two-year span. In his first year with the Bears, Graham started 15 games and led the team with 68 receptions for 944 yards. In 1995, Conway and Graham became the first receiving tandem in franchise history to each record over 1,000 yards receiving in a single season. In 1996, Conway produced a career-high 81 receptions for 1,049 yards and became the first Bear in franchise history to record back-to-back 1,000-yard seasons.

Fears began his coaching career as a graduate assistant at William & Mary in 1976. In 1977, he drew his first positional responsibilities coaching receivers. His next two seasons (1978-79), he coached quarterbacks before accepting the role as receivers coach at Syracuse in 1980, a position he held for the next 12 seasons.

PLAYING

A three-year letterman as a running back at William & Mary (1973-75), his playing career was cut short after undergoing three knee operations during his collegiate career.

PERSONAL

Ivan Fears was born Nov. 15, 1954 in Portsmouth, Va. He grew up in Suffolk, Va., where he starred at John Yates High and was twice named the school's Outstanding Player of the Year. He also earned all-state honors as a senior. Ivan and his wife, Beverly, have three children, Joshua, Aaron and Kimberly.

FEARS' COACHING CAPSULE

Years	Team	Position
1976	William & Mary	Graduate Assistant
1977	William & Mary	Receivers
1978-79	William & Mary	Quarterbacks
1980-90	Syracuse	Receivers
1991-92	New England Patriots	Receivers
1993-98	Chicago Bears	Receivers
1999-01	New England Patriots	Receivers
2002-05	New England Patriots	Running Backs



PEPPER JOHNSON

DEFENSIVE LINE

SUPER BOWLS: Player 86 90 Coach 01 03 04

6th Coaching Season ★ 19th NFL Season ★ 6th Patriots Season

COACHING

Pepper Johnson is enjoying his 19th season in the NFL, including his sixth season on Bill Belichick's coaching staff. Johnson has been a part of five Super Bowl championship teams, earning a pair of rings during his illustrious 13-year playing career and also contributing to three championship teams as a Patriots assistant coach. All five of his championship rings have been earned while teamed with Coach Belichick. In 2005, Johnson enters his second season mentoring the defensive line after spending three seasons as the Patriots' inside linebackers coach.

In his first season as defensive line coach in 2004, Johnson successfully integrated young talent with a solid veteran presence to form a versatile unit. The line was key in helping New England's run defense rank sixth in the NFL, and the defensive line accounted for 14.5 sacks on the season. Richard Seymour earned his third consecutive Pro Bowl berth, while 2003 first-round pick Ty Warren enjoyed a solid season, starting all 16 games. Rookie Vince Wilfork was part of a successful rotation at nose tackle, and third-year defensive end Jarvis Green ranked second on the unit with four sacks.

In 2003, Johnson coached an inside linebackers unit that was a key part of a defense that held its opponents to a franchise-record and NFL-best 14.9 points per game. The inside linebacking corps was a major reason the Patriots ranked fourth in the NFL in run defense, up from 31st in the league in 2002. In addition, inside linebacker Tedy Bruschi returned two interceptions for touchdowns and credited one of Johnson's practice drills with improving his nose for the ball.

Johnson originally joined Coach Belichick's staff as part of the NFL's summer coaching fellowship in the summer of 2000. He spent the season with the Patriots as a defensive assistant, working primarily with the linebackers. In 2001, he joined the staff as the inside linebackers coach, the same position at which he excelled for 13 NFL seasons. After injuries sidelined Ted Johnson and Bryan Cox in 2001, Bruschi made the transition from outside to inside linebacker and helped fuel the Patriots defense through a season-ending win streak that culminated with a Super Bowl title. In 2002, linebackers Phifer and Ted Johnson finished first and second in tackles with 109 and 96 tackles respectively. It was the first time

two linebackers led the Patriots in tackles since 1994.

PLAYING

Johnson started 158 of 193 regular season games and played for four different teams during his 13-year NFL career. The two-time Pro Bowl performer won two Super Bowl titles as a member of the New York Giants in 1986 and in 1990. His presence helped form one of the most dominant defensive units in the history of the game. In 13 seasons, he totaled over 1,200 tackles, including 25.5 sacks. He also forced 12 fumbles, recovering eight, and intercepted 14 passes, including two that he returned for touchdowns. In a game against the Tampa Bay Buccaneers in 1991, he set a franchise record with 4.5 sacks. He played seven seasons with the Giants (1986-92) before joining the Cleveland Browns in 1993. In 1994, he recorded a career-high with 207 tackles for the Browns. He signed with the Detroit Lions for one season in 1996 before being reunited with Bill Belichick in New York when he signed with the Jets in 1997. He played two seasons with the Jets before retiring in 1999. In his first season with the Jets, he was voted team captain before the start of the regular season. A midseason injury vs. New England (10/19/97) sidelined him for the remainder of the season, but he returned as team captain and started every game for the Jets in 1998.

A two-time co-captain and defensive MVP at Ohio State, Johnson was drafted by the New York Giants in the second round of the 1986 NFL draft after an All-American campaign as a senior in 1985.

PERSONAL

Thomas "Pepper" Johnson was born July 29, 1964 in Detroit, Mich. He was nicknamed "Pepper" by an aunt who observed his ritual of sprinkling pepper on his breakfast cereal as a youngster. After an all-star prep career at MacKenzie High in Detroit, Johnson became a scholar-athlete at Ohio State, where he majored in counseling and physical education. In 1999, his alma mater named him to the school's all-century team. In 2001, he was inducted into the Ohio State Hall of Fame. He formed Pepper Johnson Enterprises, a non-profit community organization that operates in Detroit to support youth and anti-crime programs. Johnson's many philanthropic endeavors have earned him honors for his work with Special Olympics, the March of Dimes, the Make-a-Wish Foundation, Children's Leukemia

Foundation and Pepper Johnson's Youth Foundation. He is also a supporter of the Michael Landon Foundation, the Carol M. Baldwin Breast Cancer Research Foundation, the Dylan MalaMala Cystic Fibrosis Foundation and the Trey Whitfield Foundation. While

in New York, he sponsored a charity golf tournament on Long Island to benefit a home for babies born to drug-addicted mothers. Pepper has a son, Dionte, and resides in Providence, R.I.

JOHNSON'S COACHING CAPSULE

Years	Team	Position
2000	New England Patriots	Asst. Linebackers
2001-03	New England Patriots	Inside Linebackers
2004-05	New England Patriots	Defensive Line



ERIC MANGINI

DEFENSIVE COORDINATOR

SUPER BOWLS: 01 03 04

13th Coaching Season ★ 11th NFL Season ★ 6th Patriots Season

COACHING

Eric Mangini, a coaching veteran of 13 seasons, is entering his 11th season in the NFL and has been a part of four division titles, three conference titles and three Super Bowl championships in his career. He served as New England's defensive backs coach for five seasons before being named defensive coordinator on Feb. 12, 2005. In his first five seasons with the Patriots, he tutored a secondary that earned five Pro Bowl selections and evolved into one of the NFL's most successful defensive backfields.

The performance of the Patriots secondary and its ability to succeed despite key injuries earned high acclaim in 2004. Due to injuries, Mangini had to utilize nine different starters and converted a linebacker and a wide receiver into defensive backs as the Patriots won their third Super Bowl in four seasons. Following season-ending injuries to each of the opening-day starting cornerbacks, second-year pro Asante Samuel and undrafted rookie Randall Gay stepped in and started 23 games between them, including all three playoff contests. At safety, Rodney Harrison provided strong veteran leadership to the young unit, while Eugene Wilson's versatility allowed him to contribute at safety and cornerback.

Mangini's tutelage helped wide receiver Troy Brown, in his 12th season in New England, learn to play cornerback when the secondary was depleted by injuries. Brown responded by tying for second on the team with three interceptions and recorded 17 tackles to go along with his 17 receptions on offense. Linebacker Don Davis was also used in the secondary, starting at safety for the final two games of the regular season.

Despite the personnel changes in the secondary, the unit was a crucial part of the Patriots success, especially in the playoffs. During the regular season, seven different members of the secondary recorded at least one interception, while defensive backs accounted for half of the team's 36 takeaways. In the postseason, defensive backs recorded six interceptions in three games, with Harrison accounting for four picks, including one returned for a touchdown.

The secondary was an integral part of a dominating Patriots defense that led the NFL in 2003 by allowing a franchise-record 14.9 points per game as the Patriots ended the season with 15 consecutive wins and claimed the Super Bowl XXXVIII title. New England's pass defense led the NFL in four key categories – interceptions (29), fewest touchdown receptions allowed (11), opponents' passer rating (56.2) and pass deflections (121). The Patriots' 29 interceptions were the second most in franchise history and the most by a Patriots team in 40 years (1963, 31 picks). In the entire 2003 regular season, the Patriots gave up just one pass play of over 50 yards and did not give up a rushing play longer than 23 yards.

Mangini was able to help guide the secondary to success in 2003 despite the fact that only one of the top five defensive backs was with the team in 2002. In all, the 2003 secondary produced 21 interceptions and 73 pass defenses – an improvement of 13 interceptions and 41 pass deflections over the 2002 unit. New England's secondary also played a key part in the Patriots' postseason success, with Ty Law recording three interceptions in the AFC Championship Game and Harrison picking off a pair of postseason passes.

In 2002, the secondary produced three of the team's top five tacklers, with Lawyer Milloy (91 tackles), Victor Green (84) and Ty Law (77). Collectively, the defense forced 29 turnovers, including 18 interceptions. Nineteen of those 29 turnovers were credited to the secondary.

In 2001, the Patriots defense was again among the stingiest in franchise history and one of the most opportunistic in the NFL. As a unit, the defense allowed just 17 points per game, a result of many potential opponent scoring drives ending in turnovers. The Patriots recorded 35 takeaways, including 22 interceptions (12 more than in 2000). Five of those 22 interceptions were returned for touchdowns, which led the NFL, and defensive backs scored all five touchdowns. Law added another interception in Super Bowl XXXVI that he returned 47 yards for a touchdown.

Mangini joined the Patriots after three seasons (1997-99) as the defensive assistant/quality control coach for the New York Jets. During that time, he worked closely with Belichick, who was the Jets assistant head coach/secondary. Mangini was also responsible for advance opponent film breakdowns and analysis. In 1999, the Jets defense ranked third in the AFC with 24 interceptions, the team's highest total since 1969 (29). The defensive backs recorded 18 of those 24 interceptions. In 1998, the Jets defense surrendered just 16.6 points per game, ranking third in franchise history and helping the Jets to a 12-4 overall record and their first division title.

Mangini's first coaching opportunity came in 1995 as an assistant on Belichick's staff in Cleveland. Ted Marchibroda retained him when the franchise moved to Baltimore in 1996, working as a quality control/offensive assistant. The Ravens averaged 357.7 yards per game during the 1996 season – third in the NFL.

PLAYING

Mangini played nose tackle and earned four letters (1989-90, 92-93) at Wesleyan University in Connecticut.

He set a school record with 36.5 sacks, including 22 during his final two seasons. When he graduated in 1993, he ranked second in school history in total tackles. He was voted a first-team all-star by NESAC and ECAC-New England Division III. He also earned third-team All-American honors and All-East Coast in 1992-93. He graduated from Wesleyan in 1994 with a degree in political science.

PERSONAL

Eric Mangini was born Jan. 19, 1971 in Hartford, Conn. He attended Bulkeley (Conn.) High, where he received the Brian Piccolo Award for outstanding athletic and academic achievement and was named the Scholar Athlete of the Year as a senior. As an undergraduate at Wesleyan, he spent the second semester of his junior and senior years studying abroad in Melbourne, Australia, where he was the head coach/defensive coordinator for the Kew Colts, a semi-professional football team. He also worked as an intern for the New England Crusaders, a minor league football team in his hometown of Hartford, Conn. In 1998, he received the scholar-athlete award from the National Football Foundation and College Hall of Fame (Northern Connecticut Chapter).

Each year, Eric and fellow Connecticut native Tebucky Jones host a one-day football fundamentals min-camp in Hartford. The camp was first held in 2002 and has grown each year, giving athletes in grades 8-12 a chance to be taught by some of the NFL's top players and coaches. A staff of over 30 NFL coaches and players have taught hundreds of students during the one-day session. The camp raises money for the Carmine & Frank Mangini Foundation, which supports children's causes in the Greater Hartford, Conn. area.

Eric and his wife, Julie, have a son, Jake.

MANGINI'S COACHING CAPSULE

Years	Team	Position
1992-93	Kew Colts (Australia)	Head Coach/DC
1995	Cleveland Browns	Coaches Assistant
1996	Baltimore Ravens	Offensive Asst./QC
1997-99	N.Y. Jets	Defensive Asst./ Quality Control
2000-04	New England Patriots	Defensive Backs
2005	New England Patriots	Defensive Coordinator



PETE MANGURIAN

TIGHT ENDS



26th Coaching Season ★ 14th NFL Season ★ 1st Patriots Season

COACHING

Pete Mangurian was named the tight ends coach on Head Coach Bill Belichick's staff on March 7, 2005. He is entering his 14th year in the NFL and served as the offensive coordinator for the Atlanta Falcons in 2003. Mangurian brings a total of 26 years of coaching experience to the Patriots' staff, including a successful three-year stint as the head coach at Cornell University.

Prior to joining the Patriots, Mangurian was a member of Dan Reeves' staff with the Atlanta Falcons for three seasons from 2001-03, a period during which the Falcons notably excelled in rushing and pass protection. As Atlanta's offensive coordinator in 2003, Mangurian oversaw an offensive unit that averaged 4.48 yards per carry and allowed just 35 sacks, the fewest for the Falcons since 1991. His promotion to offensive coordinator came following a 2002 season in which he served as Atlanta's offensive line/wide receivers coach and contributed to a season in which the Falcons set team records for yards-per-carry (4.53), rushing touchdowns (23) and most 30-point games (8).

Mangurian returned to the NFL in 2001 after spending three seasons as the head coach at Cornell. In his final two seasons (1999-2000), Cornell won a total of 10 Ivy League games, more than any other team in the league. His 10-4 league record over that span ties the best two-year Ivy League record in school history. Mangurian recorded an overall record of 16-14 (.533) before returning to the NFL for the 2001 season.

The California native began his NFL coaching career in 1988, when Reeves hired him as the tight ends/H-backs coach for the Denver Broncos. He went on to become the

team's offensive line coach in 1991. Mangurian spent a total of five seasons with the Broncos and was on the staff of the 1989 AFC Championship team that appeared in Super Bowl XXIV. In 1993, he joined the New York Giants and spent four seasons mentoring the offensive line, helping to pave the way for Rodney Hampton to record three consecutive 1,000-yard seasons. Overall, he spent 13 seasons as an assistant to Reeves with Denver, New York and Atlanta.

Prior to entering the NFL ranks, Mangurian spent nine seasons as an assistant coach at the collegiate level. He began his coaching career in 1979, accepting a position as the assistant offensive line coach at Southern Methodist University. From there, he spent one season as the offensive line coach at New Mexico State (1981), then spent two seasons working with the offensive line at Stanford. In 1984, he began a four-season stint as the offensive line coach at his alma mater, Louisiana State, helping the Tigers earn four consecutive bowl bids and set school records for total offense on three separate occasions.

PLAYING

Mangurian was a defensive tackle at Louisiana State for four seasons from 1975 to 1978.

PERSONAL

Peter K. Mangurian was born on June 17, 1955 in Los Angeles, Calif. Pete and his wife, Amy, have two daughters, Lauren and Katie, and a son, Will.

MANGURIAN'S COACHING CAPSULE

Years	Team	Position
1979-80	Southern Methodist	Asst. Offensive Line
1981	New Mexico State	Offensive Line
1982	Stanford	Special Assistant (Offensive Line)
1983	Stanford	Offensive Line
1984-87	Louisiana State	Offensive Line
1988-90	Denver Broncos	Tight Ends/H-Backs
1991-92	Denver Broncos	Offensive Line
1993-96	New York Giants	Offensive Line
1997	Atlanta Falcons	Offensive Assistant
1998-2000	Cornell	Head Coach
2001	Atlanta Falcons	Offensive Line
2002	Atlanta Falcons	Offensive Line/Wide Receivers
2003	Atlanta Falcons	Offensive Coordinator
2005	New England Patriots	Tight Ends



JOSH McDANIELS

QUARTERBACKS



SUPER BOWLS: 01 03 04

7th Coaching Season ★ 5th NFL Season ★ 5th Patriots Season

COACHING

Josh McDaniels enters his fifth NFL season and his fifth season in New England. He joined the Patriots on March 1, 2001 as a personnel assistant in the scouting department and assisted the defensive coaching staff for three seasons. He is in his second season as the Patriots' quarterbacks coach.

In 2004, McDaniels earned his first positional coaching responsibilities and worked with Tom Brady to help the quarterback produce the highest passer rating of his career (92.9) and the second highest single-season passer rating in team history. Brady's 28 touchdown passes ranked second in the AFC and tied his career high set in 2002. Additionally, Brady consistently completed longer passes than in previous seasons, averaging 7.79 yards per attempt – more than a full yard higher than his career mark of 6.62 yards per attempt heading into the season. Brady also set a career high in 2004 by earning a passer rating over 100.0 in 10 games.

Upon his arrival in New England prior to the 2001 season, McDaniels served as a personnel assistant and quickly expanded his role to include film breakdown and scouting preparation for the defensive coaching staff. He became a coaching assistant in February of 2002. In that role, his responsibilities included film breakdown

and scouting chart preparations for the defensive staff. In 2003, he drew additional responsibilities working with the defensive backs.

McDaniels began his coaching career in 1999 as a graduate assistant at Michigan State, working under head coach Nick Saban.

PLAYING

McDaniels attended John Carroll University, where he played wide receiver for the Blue Streaks. He was a college teammate of Patriots Director of Pro Personnel Nick Caserio, who played quarterback for John Carroll from 1996-99.

PERSONAL

Josh McDaniels was born in Canton, Ohio and attended Canton McKinley High School. He was a quarterback and kicker for McKinley, and was featured in Sports Illustrated. His father, Thom McDaniels, was a longtime head coach at McKinley High and is currently the head coach at Warren Harding High in Warren, Ohio. Josh and his wife Laura have a son, Jack Thomas.

McDANIELS' COACHING CAPSULE

Years	Team	Position
1999-00	Michigan State	Graduate Assistant
2001	New England Patriots	Personnel Assistant /Coaching Assistant
2002-03	New England Patriots	Coaching Assistant
2004-05	New England Patriots	Quarterbacks



HAROLD NASH

ASST. STRENGTH AND CONDITIONING

1st Coaching Season ★ 1st NFL Season ★ 1st Patriots Season

COACHING

Harold Nash was hired as the assistant strength and conditioning coach on Head Coach Bill Belichick's staff on February 23, 2005. Nash is in his first season as a full-time coach following an all-star career as a defensive back in the Canadian Football League and is a veteran of 11 seasons of mentoring young athletes. Beginning in 1994 and continuing throughout his CFL tenure, Nash served as an assistant to highly-regarded speed coach Tom Shaw, assisting over 30 college defensive backs in their preparations for the NFL Draft. Starting in 2000, he also worked with the Nike Football Group to teach speed, agility and quickness to some of the nation's top college prospects. Nash's responsibilities with the Patriots will include assisting strength and conditioning coach Mike Woicik in implementing the team's year-round conditioning program.

PLAYING

Nash was a defensive back in the Canadian Football League for 11 seasons from 1994-2004. He was a three-time all-star and recorded a total of 367 tackles and 24 interceptions while playing for the Shreveport Pirates (1994-95), Montreal Alou-

ettes (1996-99), Winnipeg Blue Bombers (1999-2003) and Edmonton Eskimos (2004). Nash is Winnipeg's all-time leader in pass knockdowns and was selected to the West all-star squad while playing with the Blue Bombers in 2000 and 2001. He also earned the nod as a CFL all-star in 2001 and earned East All-Star recognition in 1997 while playing for Montreal.

Nash attended the University of Southwestern Louisiana (now Louisiana-Lafayette), where he joined the team as a walk-on and played defensive back for four seasons. He was voted a permanent team captain by his peers in recognition of his leadership, and earned the Cajun Spring Training Award from the coaching staff in recognition of his work ethic.

Following his college career, Nash signed with the New York Giants as an undrafted free agent and was a member of the team during training camp in 1993.

PERSONAL

Harold Nash, Jr. was born on May 5, 1970 in New Orleans, La. He earned a bachelor of science degree in Humanities from the University of Southwestern Louisiana.

NASH'S COACHING CAPSULE

Years	Team	Position
2005	New England Patriots	Asst. Strength and Conditioning



MATT PATRICIA

ASSISTANT OFFENSIVE LINE

SUPER BOWLS: 04

8th Coaching Season ★ 2nd NFL Season ★ 2nd Patriots Season

COACHING

Matt Patricia enters his second season in the NFL and his first as the Patriots' assistant offensive line coach, working with Assistant Head Coach/Offensive Line Coach Dante Scarnecchia.

Patricia joined the Patriots in 2004 and spent his first season with the team as an offensive coaching assistant. His primary responsibilities in that role were breaking down opponents' film, scouting preparations and practice assistance. The former college center and guard also drew some duties in assisting Scarnecchia with the offensive line.

Patricia joined the Patriots after spending six seasons in the college ranks. Immediately preceding his move to the NFL, he was an offensive graduate assistant at Syracuse University for three seasons. Prior to joining the Orangemen, he spent two seasons (1999-2000) as the defensive line coach at Amherst College. Patricia's first coaching experience came in 1996, when he served as a graduate assistant at his alma mater, Rensselaer Polytechnic Institute.

PLAYING

Patricia was a standout offensive lineman at RPI, playing both center and guard. He helped his senior class

to an overall record of 31-8 and the Engineers won three ECAC Championships during his collegiate career.

PERSONAL

Matt Patricia was born on Sept. 13, 1974 and was raised in Sherrill, N.Y. He attended Vernon-Verona-Sherrill Cen-

tral School, where he lettered in football and wrestling. He earned his bachelor's degree in aeronautical engineering from RPI and later earned a master's degree in education from the University of Massachusetts.

PATRICIA'S COACHING CAPSULE

Years	Team	Position
1996	R.P.I	Graduate Assistant
1999-2000	Amherst	Defensive Line
2001-03	Syracuse	Graduate Assistant
2004	New England Patriots	Coaching Assistant
2005	New England Patriots	Assistant Offensive Line



33rd Coaching Season ★ 2nd NFL Season ★ 2nd Patriots Season

COACHING

Dean Pees, a 33-year coaching veteran, is in his second season in the NFL serving as the Patriots linebackers coach. He joined Bill Belichick's staff prior to the 2004 season after serving for six seasons as the head coach at Kent State. His extensive background in college coaching includes 15 seasons as a defensive coordinator, including a three-year stint at Michigan State from 1995-97 during which he also coached inside linebackers.

Pees marked a solid first season in the NFL in 2004, mentoring a linebackers unit that produced three of the team's top four tacklers. The Patriots defense ranked sixth in the NFL against the run, while New England linebackers recorded 27.5 quarterback sacks. Tedy Bruschi finished second on the team in tackles (128), and fellow starters Ted Johnson (112) and Mike Vrabel (76), finished third and fourth, respectively. Outside linebacker Willie McGinest, also a starter in the Patriots' 3-4 alignment, paced the team with 9.5 sacks. Bruschi, in his ninth NFL season, earned his first Pro Bowl selection.

Pees was hired as the head coach at Kent State on December 17, 1997, faced with the challenge of rebuilding a program that had not produced a winning season in 10 years and had not won more than three games in a season for six years. Once his system was fully implemented, the Golden Flashes showed significant improvement, winning a total of 14 games in his final three seasons. The school's 14 victories in his final three years equaled its win total from the previous decade (1991-2000).

In 2001, Pees led the Golden Flashes to a 6-5 record, notching the school's best mark in 14 years. He followed that with a five-win season in 2003, including four wins in the Mid-American Conference and victories in two of his final three games at Kent State. Pees' six-year tenure with the Golden Flashes made him the longest-serving head coach in the program's last 40 years.

Prior to securing the head job at Kent State, Pees was the defensive coordinator and inside linebackers coach on Nick Saban's staff at Michigan State. The Spartans qualified for a postseason bowl game in each of Pees' three seasons in East Lansing and finished with the 13th-ranked overall defense in the nation in his final season. While with the Spartans, Pees assisted in the development of linebacker Ike Reese, now with the Philadelphia Eagles, who was the only two-time captain in Michigan State history and finished his career third on the school's all-time tackles list.

Pees joined Michigan State after serving as secondary coach on Lou Holtz's staff at Notre Dame during the 1994 season. While in South Bend, Pees coached Eagles Pro Bowl cornerback Bobby Taylor during his senior season in which he was named to numerous All-American teams. He joined the Fighting Irish after four seasons as the defensive coordinator at the University of Toledo, where he was first hired by Saban in 1990. In 1992, Pees' defense allowed just 13.9 points per game as Toledo posted an 8-3 record, including two shutout victories. Pees also served a three-year stint as the secondary coach at the Naval Academy (1987-89). He began

his college coaching career as the defensive coordinator/secondary coach for the University of Findlay (1979-82) and then held the same title at Miami (Ohio) University (1983-86).

PERSONAL

Dean Pees is a native of Dunkirk, Ohio and is a graduate of Bowling Green State University. Pees and his wife Melody have six children – Laura, Meredith, Steffani, Matt, Elli and Tarrin – and a grandchild, Kade.

PEES' COACHING CAPSULE

Years	Team	Position
1973-74	Elmwood (Ohio) H.S.	Defensive Coordinator
1975-78	Elmwood (Ohio) H.S.	Head Coach
1979-82	University of Findlay	Defensive Coordinator/ Secondary
1983-86	Miami (Ohio)	Defensive Coordinator/ Secondary
1987-89	Naval Academy	Secondary
1990-93	Toledo	Defensive Coordinator
1994	Notre Dame	Secondary
1995-97	Michigan State	Defensive Coordinator
1998-2003	Kent State	Head Coach
2004-05	New England Patriots	Linebackers



DANTE SCARNECCHIA
ASST. HEAD COACH/OFFENSIVE LINE

SUPER BOWLS: 01 03 04

36th Coaching Season ★ 24th NFL Season ★ 22nd Patriots Season

COACHING

Dante Scarnecchia is a 36-year coaching veteran who is enjoying his 24th season as an NFL assistant. He owns the longest coaching tenure in Patriots history, now entering his 22nd season on the Patriots sidelines. Since joining the Patriots in 1982, he has spent all but two seasons (1989-90) in Foxborough. Scarnecchia has the distinction of being the only coach in franchise history to be a member of all five Super Bowl teams. He has been on the Patriots coaching staff during 10 of the franchise's 13 playoff appearances and has coached in 22 of the 26 playoff games in team history.

For the seventh consecutive season, Scarnecchia's primary responsibility will be the offensive line, a position he has coached for 20 of his 36 seasons in the profession. Bill Belichick named Scarnecchia the Patriots assistant head coach/offensive line coach on Feb. 1, 2000.

Offensive line cohesion and consistency have been important factors in the team's three Super Bowl victories in the last four seasons. In 2004, the line allowed just 26 sacks, the fewest in 10 years (22, 1994). Additionally, the offensive line opened holes for running back Corey Dillon to set a single-season franchise record with 1,635 rushing yards and led the NFL with 109.0 yards per game played.

In 2003, Scarnecchia guided the offensive line to a solid season despite three of the five opening day start-

ers ending the season on injured reserve. Despite the injuries that led to three new starters, the offensive line was a force in Super Bowl XXXVIII, holding the heralded Carolina Panthers defensive line to no sacks and opening lanes for New England to rush for 127 yards and a touchdown. In the playoffs, the offensive line did not allow a sack in any of the team's three games despite 126 pass attempts.

In 2001, he worked with a unit that featured three new starters, including two young offensive tackles, but still produced a powerful rushing attack and a balanced passing attack. Running back Antowain Smith rushed for 1,157 yards, the most by a Patriot back in six years, and powered the Patriots to 14 wins, including the region's first Super Bowl championship.

Prior to coaching the offensive line, Scarnecchia handled the Patriots special teams units for two seasons (1997-98). In 1998, Adam Vinatieri scored a career-high 127 points, sixth in franchise history and the most by a Patriot since Tony Franklin's 140 points in 1986.

In 1997, Scarnecchia's special teams units produced the league's second-best punter (Tupa), fifth-best kick returner (David Meggett) and the AFC's special teams Pro Bowl representative (Larry Whigham). Tupa set a franchise record and led the AFC with a 45.8-yard average (gross) per punt. It was the first time in franchise history that a Patriots punter led the conference in punting.

Scarnecchia originally joined the Patriots and made his NFL coaching debut in 1982 as a member of Ron Meyer's staff. He coached the tight ends and special teams for the Patriots for seven seasons (1982-88) before moving on to Indianapolis with Meyer in 1989. He rejoined the Patriots in 1991 after spending two seasons (1989-90) as the Colts offensive line coach. From 1991 to 1992, he coached the tight ends and special teams on Dick MacPherson's staff. On Nov. 4, 1992, MacPherson fell ill and appointed Scarnecchia to serve as the team's spokesman in his absence. Scarnecchia fulfilled the obligation for seven of the Patriots' final eight games and held the responsibilities of the head coach for both of the Patriots victories that season.

In 1993, he was the only Patriots assistant retained from the previous staff. He was appointed special assistant from 1993-94, which was re-defined as defensive assistant from 1995-96. During that time, he assisted defensive coordinator Al Groh with the development of the team's linebacking corps.

His coaching career began in 1970 as the offensive line coach at California Western University. He moved to Iowa State in 1973, where he served as the assistant offensive

line and defensive backfield coach. He spent the 1975 and 1976 campaigns at Southern Methodist University, before becoming the University of Pacific's offensive line coach and recruiting coordinator from 1977 through 1978. In 1979, Scarnecchia coached at Northern Arizona and then accepted an opportunity to return to Meyer's staff at SMU as the offensive line coach in 1980 and 1981. In 1982, Meyer was hired as the head coach of the New England Patriots and Scarnecchia was among a number of the SMU assistants who joined Meyer's staff in New England.

PLAYING

Scarnecchia played offensive guard and center at California Western University from 1968-70. He began his collegiate career at Taft Junior College in 1966 before transferring to California Western.

PERSONAL

Dante Scarnecchia was born Feb. 15, 1948, in Los Angeles, Calif. He holds a master's degree in physical education from U.S. International. Dante and his wife, Susan, have a daughter, Lisa, and a son, Steve.

SCARNECCHIA'S COACHING CAPSULE

Years	Team	Position
1970-72	California Western	Offensive Line
1973	Iowa State	Offensive Line
1974	Iowa State	Defensive Backs
1975-76	Southern Methodist	Offensive Line
1977-78	Pacific	Offensive Line/Recruiting Coordinator
1979	Northern Arizona	Offensive Line
1980-81	Southern Methodist	Offensive Line
1982-88	New England Patriots	TEs/Special Teams
1989-90	Indianapolis Colts	Offensive Line
1991-92	New England Patriots	TEs/Special Teams
1993-94	New England Patriots	Special Assistant
1995-96	New England Patriots	Defensive Asst./LBs
1997-98	New England Patriots	Special Teams
1999	New England Patriots	Offensive Line
2000-05	New England Patriots	Asst. Head Coach/OL



BRAD SEELY

SPECIAL TEAMS



SUPER BOWLS: 01 03 04

28th Coaching Season ★ 17th NFL Season ★ 7th Patriots Season

COACHING

Brad Seely is a 28-year coaching veteran who is enjoying his 17th season in the NFL, including his seventh with the Patriots. He joined the Patriots as the special teams coach on Jan. 27, 1999 and has celebrated three Super Bowl championships as a member of Bill Belichick's staff.

Since Seely arrived in New England, the Patriots special teams have consistently contributed to the team's accomplishments, reflecting Coach Belichick's emphasis on special teams as a major factor in building a championship team. In the last four seasons, New England has earned four Pro Bowl berths from its special teams players and has won three Super Bowls by three points each.

Last season, New England sent two special teams players to the Pro Bowl. The coverage units were represented in the Pro Bowl by specialist Larry Izzo, who earned his second trip to Hawaii in three years. Additionally, New England's field goal unit was the best in the league, as Adam Vinatieri earned his second Pro Bowl nod after setting career highs with an NFL-leading 141 points and a franchise-best 93.9 percent accuracy rate (31-33).

In 2003, New England's special teams units led the AFC in three categories. New England produced the AFC's leading kickoff returner for the second consecutive season, as rookie Bethel Johnson averaged 28.2 yards per return, including a 92-yard return for a touchdown at Indianapolis. New England's punt coverage unit led the AFC and ranked second in the NFL by allowing just 6.3 yards per punt return. The Patriots also led the AFC in field goal defense, forcing opponents to miss 10 kicks.

In 2002, the Patriots special teams units were among the best in the league and sent two representatives to the Pro Bowl, Vinatieri and Izzo. Vinatieri converted 27 of 30 field goal attempts (.900), setting a then-franchise record for accuracy. As a team, the Patriots led the league in both field goal percentage categories, converting 90 percent while holding their opponents to just 58.8 percent (20-of-34). Kevin Faulk led the AFC and ranked second in the league in kick returns with a 27.9-yard average.

Seely earned Special Teams Coach of the Year honors in 1996 as an assistant with the Carolina Panthers, but may have had his most complete season in 2001, based on the rankings and performances of each of his special teams units. The Patriots coverage units ranked first in punt returns (allowing just 4.8 yards per return), first in gross punt average (allowing just 39.5 yards per punt) and first in net punt average (limiting opponents to 31.6 net yards per punt). Troy Brown led the league with a 14.2-yard average per punt return (second in franchise history). He returned his third punt for a touchdown at Pittsburgh in the AFC Championship Game to give the Patriots a 7-0 lead and helped secure the victory when he scooped up

a blocked field goal attempt, lateraled it to Antwan Harris who returned it for another touchdown in a 24-17 victory.

Prior to joining the Patriots, Seely spent four seasons with the Carolina Panthers, where he helped groom an expansion team into a team that competed for the NFC Championship. In 1996 and 1997, Panthers kickoff returner Michael Bates became the first player in 35 years to lead the league in kick return average in consecutive seasons. He also earned two consecutive trips to the Pro Bowl for his efforts.

In 1996, not only did Seely help produce the NFL's best kick return specialist, but he also had the league's best kicker, as John Kasay set an NFL single-season record with 37 field goals. In addition to the success of Bates and Kasay, Carolina also boasted one of the league's top coverage units, ranking first or second in nearly every statistical category. Special teams played a big part in the team's overall success, as Carolina claimed their first division title in just their second season with a 12-4 overall record.

Seely began his coaching career in 1978 at South Dakota State, the alma mater of Patriots placekicker Adam Vinatieri. The following year, he accepted a graduate assistant position at Colorado State, where he was later hired as the offensive line coach in 1980. In 1981, he was named the assistant offensive line coach (assisting Dante Scarnecchia) on Ron Meyer's staff at Southern Methodist. He helped coach a line that opened holes for SMU's "Pony Express" backfield of Eric Dickerson and Craig James. The next year, he coached at North Carolina State before coaching at Pacific in 1983. In 1984, he started a five-year stint as the offensive line coach at Oklahoma State, which helped produce the likes of Thurman Thomas and 1988 Heisman Trophy winner Barry Sanders.

He made the transition to the professional ranks in 1989 when he was named the special teams and tight ends coach of the Indianapolis Colts. During that five-year tenure, he assisted in the development of Stark and return specialist Clarence Verdin. Both players became Pro Bowl performers for the Colts. In addition, his special teams units were annually ranked among the top coverage units in football. In 1993, they led the league by allowing just 14.9 yards per kick return. In 1994, he accepted the special teams assignment with the Jets. He left the Jets in 1995 when he was named the special teams coach of the expansion Carolina Panthers.

PLAYING

Seely earned a degree in economics and physical education while earning all-conference honors as an offensive guard at South Dakota State.

PERSONAL

Brad Seely was born Sept. 6, 1956 in Vinton, Iowa. Brad and his wife, Patti, have three daughters, Sarah, Hannah and Brynn.

SEELY'S COACHING CAPSULE

Years	Team	Position
1978	South Dakota State	Assistant
1979	Colorado State	Graduate Assistant
1980	Colorado State	Offensive Line
1981	Southern Methodist	Offensive Line
1982	North Carolina State	Offensive Line
1983	Pacific	Offensive Line
1984-88	Oklahoma State	Offensive Line
1989-93	Indianapolis Colts	Special Teams/Tight Ends
1994	New York Jets	Special Teams
1995-98	Carolina Panthers	Special Teams
1999-05	New England Patriots	Special Teams



28th Coaching Season ★ 16th NFL Season ★ 7th Patriots Season

COACHING

Mike Woicik was named the Patriots strength and conditioning coach on Bill Belichick's staff on Feb. 16, 2000. The 28-year coaching veteran is now in his 16th season in the NFL and has initiated strength and conditioning programs that have contributed to the success of six Super Bowl Championship teams, three with the Patriots and three with the Dallas Cowboys. Woicik's six Super Bowl rings are more than any player or head coach has earned in NFL history. Woicik is a two-time winner of the Professional Football Strength and Conditioning Society's Coach of the Year Award, earning the honor in 1992 and 2004.

Woicik's year-round conditioning program has proven to be a significant factor in the Patriots' Super Bowl runs, as the team has remained fresh and saved its best football for the end of the season. Since 2001, New England has compiled a 39-5 (.886) record in games played after November 1, a record that exemplifies the solid conditioning approach employed by Woicik. Additionally, New England has been able to sustain lengthy winning streaks during Woicik's tenure, compiling an NFL-record 21-game winning streak from 2003-04 and also achieving a 12-game winning streak from 2001-02.

Woicik entered the NFL coaching ranks with the Dallas Cowboys in 1990 and was voted the NFL's "Strength Coach of the Year" in 1992. During his seven seasons (1990-96) with the Cowboys, he worked under head coaches Jimmy Johnson and Barry Switzer. The team totaled an 89-38 record, including 12 playoff victories and three Super Bowl championships. Like it

has in New England, conditioning played a big part in the Cowboys' overall success. In his final six seasons with Dallas, the Cowboys had a cumulative 35-11 (.761) record from Thanksgiving until the end of the playoffs.

Prior to joining the Patriots, he spent three seasons with the New Orleans Saints (1997-99) working under head coach Mike Ditka.

Woicik began his strength and conditioning training at Springfield College in 1978. He served as the track coach and weight room coordinator from 1978-80. In 1980, he was hired by Syracuse University, where he developed the strength and conditioning programs for the university for the next decade (1980-89).

Woicik is the author of the 1985 book "Total Conditioning for Football: The Syracuse Way".

PERSONAL

Mike Woicik was born Sept. 26, 1956 in Baltimore, Md. and raised in Westwood, Mass. He graduated from Westwood (Mass.) High and starred on the track and football teams. He earned a bachelor's degree in history from Boston College and a master's degree in physical education from Springfield College. Woicik was an outstanding discus thrower at Boston College, setting a school record of 180 feet, 5 inches. He also earned All-East honors and qualified for the NCAA Championships while competing in the discus at Boston College. In addition to the discus, he also competed in the shot put and hammer throw.

WOICIK'S COACHING CAPSULE

Years	Team	Position
1978-80	Springfield	Asst Track Coach/ Weight Room Coordinator
1980-89	Syracuse	Strength & Conditioning
1990-96	Dallas Cowboys	Strength & Conditioning
1997-99	New Orleans Saints	Strength & Conditioning
2000-05	New England Patriots	Strength & Conditioning

ALL-TIME COACHES RECORDS

Coach	Seasons	Years	Regular Season	Win	Postseason	Career	Career
			W-L-T	Pct.	W-L	W-L-T	Win Pct.
Lou Saban*	1.5	1960-61	7-12-0	.368	0-0	7-12-0	.368
Mike Holovak	7.5	1961-68	52-46-9	.528	1-1	53-47-9	.528
Clive Rush**	1.5	1969-70	5-16-0	.238	0-0	5-16-0	.238
John Mazur***	2.0	1970-72	9-21-0	.300	0-0	9-21-0	.300
Phil Bengtson	0.5	1972	1-4-0	.200	0-0	1-4-0	.200
Chuck Fairbanks	6.0	1973-78	46-39-0	.541	0-2	46-41-0	.529
Bullough-Erhardt#		1978	0-1-0	.000	0-0	0-1-0	.000
Ron Erhardt#	3.0	1979-81	21-27-0	.438	0-0	21-27-0	.438
Ron Meyer##	2.5	1982-84	18-15-0	.545	0-1	18-16-0	.529
Raymond Berry	5.5	1984-89	48-39-0	.552	3-2	51-41-0	.554
Rod Rust	1.0	1990	1-15-0	.063	0-0	1-15-0	.063
Dick MacPherson	2.0	1991-92	8-24-0	.250	0-0	8-24-0	.250
Bill Parcells	4.0	1993-96	32-32-0	.500	2-2	34-34-0	.500
Pete Carroll	3.0	1997-99	27-21-0	.563	1-2	28-23-0	.549
Bill Belichick	5.0	2000-04	53-27-0	.663	9-0	62-27-0	.697
All-Time Totals	45.0	1960-2004	328-339-9	.492	16-10	344-349-9	.496

*Released after five games in 1961

Released after seven games in 1970*Released after nine games in 1972

#Ron Erhardt and Hank Bullough served as co-head coaches during Chuck Fairbanks' one-game suspension (12/18/78).

##Released after five games in 1984.

POSTSEASON GAMES

Coach	Games	Years	W-L-T	Pct.
Mike Holovak	2	1963	1-1-0	.500
Chuck Fairbanks	2	1976, 1978	0-2-0	.000
Ron Meyer	1	1982	0-1-0	.000
Raymond Berry	5	1985, 1986	3-2-0	.600
Bill Parcells	4	1994, 1996	2-2-0	.500
Pete Carroll	3	1997, 1998	1-2-0	.333
Bill Belichick	9	2001, 2003, 2004	9-0-0	1.000
Postseason Totals	26	13 Years	16-10-0	.615

PRESEASON GAMES

Coach	Games	Years	W-L-T	Pct.
Lou Saban	9	1960-61	7-2-0	.778
Mike Holovak	32	1962-68	55-27-0	.156
Clive Rush	9	1969-70	2-7-0	.222
John Mazur	12	1971-72	3-9-0	.250
Chuck Fairbanks	34	1973-78	20-13-1	.603
Ron Erhardt	12	1979-81	7-5-0	.583
Ron Meyer	12	1982-84	3-9-0	.250
Raymond Berry	21	1985-89	10-11-0	.476
Rod Rust	4	1990	0-4-0	.000
Dick MacPherson	8	1991-92	2-6-0	.250
Bill Parcells	16	1993-96	8-8-0	.500
Pete Carroll	13	1997-99	7-6-0	.538
Bill Belichick	21	2000-04	14-7-0	.667
Preseason Totals	203	1960-2004	88-114-1	.436

OPENING DAY GAMES

Coach	Games	Years	W-L-T	Pct.
Lou Saban	2	1960-61	0-2-0	.000
Mike Holovak	7	1962-68	3-4-0	.429
Clive Rush	2	1969-70	1-1-0	.500
John Mazur	2	1971-72	1-1-0	.500
Chuck Fairbanks	6	1973-78	2-4-1	.357
Ron Erhardt	3	1979-81	1-2-0	.333
Ron Meyer	3	1982-84	2-1-0	.667
Raymond Berry	5	1985-89	5-0-0	1.000
Rod Rust	1	1990	0-1-0	.000
Dick MacPherson	2	1991-92	1-1-0	.500
Bill Parcells	4	1993-96	1-3-0	.250
Pete Carroll	3	1997-99	2-1-0	.667
Bill Belichick	5	2000-04	2-3-0	.400
Opening Day Totals	45	1960-2004	21-24-0	.467

ALL-TIME COACHES ROSTER

NAME	POSITION	TOTAL YEARS	YEARS OF SERVICE
Atkins, David	Offensive Backs	1	1993
Beatty, Bruce	Offensive Line	4	1969-72
Belichick, Bill	Asst. Head Coach/Secondary	1	1996
	Head Coach	6	2000-05
Bengtson, Phil	Head Coach (Interim)	1/16	1972
Berry, Raymond	Receivers	4	1978-81
	Head Coach	5.5	1984-89
Blackmon, Don	Staff Assistant	1	1988
	Linebackers	2	1989-90
Brittenham, Dean	Strength/Conditioning	3	1985-87
Brasher, Tommy	Linebackers	3	1982-84
Brune, Fred	Defensive Backfield	2	1962-63
Bryant, Cleve	Offensive Backfield	3	1982-84
Boudreau, Paul	Offensive Line	1	1997-98
Bullough, Hank	Defensive Line	7	1973-79
Campbell, Marion	Defensive Line	2	1962-63
Cappelletti, Gino	Special Teams	3	1979-81
Carroll, Pete	Head Coach	3	1997-99
Carthon, Maurice	Offensive Assistant	2	1994-95
	Running Backs	1	1996
Carr, Jim	Defensive Backfield	5	1985-89
Caruthers, LeBaron	Strength/Conditioning	3	1982-84
Collier, Joe	Defensive Backfield	2	1960-61
	Defensive Coordinator	2	1991-92
Collier, Joel	Asst. Running Backs/WR	2	1991-92
	Asst. Secondary	1	2005
Coury, Dick	Offensive Coordinator	2	1991-92
Crennel, Romeo	Defensive Line	4	1993-96
	Defensive Coordinator	1	2001
	Defensive Coordinator/DL	2	2002-03
	Defensive Coordinator	1	2004
Crosby, Steve	Special Teams/Tight Ends	1	1990
Daboll, Brian	Wide Receivers	4	2002-05
Davidson, Jeff	Tight Ends	1	1997
	Asst. Offensive Line	4	1998-01
	Asst. Offensive Line/TES	3	2002-04
Dotsch, Rolie	Outside Linebackers	2	1975-76
Elias, Bill	Defensive Backfield	2	1969-70
Endicott, Steve	Receivers	2.5	1982-84
Erber, Lew	Offensive Coordinator/QBs	3	1982-84
Erhardt, Ron	Offensive Backfield	6	1973-78
	Head Coach	3	1979-81
Evans, Dick	Defensive Line	2	1971-72
Fairbanks, Chuck	Head Coach	6	1973-78
Fears, Ivan	Wide Receivers	5	1991-92, 99-01
	Running Backs	4	2002-05
Fletcher, Tom	Defensive Backfield	2	1971-72
Gerber, Norm	Inside Linebackers	2	1991-92
Gibson, Claude	Defensive Backfield	1	1968
Grier, Bobby	Offensive Backfield	9	1981, 85-92
Groh, Al	Defensive Coordinator/LBs	4	1993-96
Hamilton, Ray	Asst. Defensive Line	5	1985-89
	Defensive Line	3	1997-99
Hoaglin, Fred	Offensive Line	4	1993-96
Holovak, Mike	Offensive Backfield	1.5	1960-61
	Head Coach	7.5	1961-68
Hufnagel, John	Quarterbacks	1	2003
Humenuik, Rod	Asst. Head Coach/O-Line	5	1985-88
	Offensive Line	3	1990-92
Jackson, Harold	Receivers	5	1985-89
Johnson, Pepper	Assistant Linebackers	1	2000
	Inside Linebackers	3	2001-03
	Defensive Line	2	2004-05
Jones, Stan	Defensive Line	2	1991-92
Kennan, Larry	Offensive Coordinator	1	1997
Khayat, Eddie	Defensive Line	5	1985-89
Kinard, Billy	Defensive Backfield	2	1979-80
Lantz, Rick	Linebackers	1	1981
Lindsey, Dale	Defensive Line	1	1990
Loudd, Rommie	Linebackers	1	1966
Lynn, Ron	Defensive Backs	3	1997-99
MacPherson, Dick	Head Coach	2	1991-92
Mangini, Eric	Defensive Backs	5	2000-04
	Defensive Coordinator	1	2005
	Tight Ends	1	2005
Mangurian, Pete	Quarterbacks	2	2004-05
McDaniels, Josh	Offensive Line	1	1977
McLaughlin, Leon	Offensive Backfield	1.5	1969-70
Mazur, John	Head Coach	2.5	1970-72
	Defensive Line	2	2000-01
Melvin, Randy	Linebackers	4	1969-72
Meyer, John	Head Coach	2.5	1982-84
Miller, Burnie	Special Teams	1	1972
Miller, Red	Offensive Line	6	1960-61, 73-76

NAME	POSITION	TOTAL YEARS	YEARS OF SERVICE
Moore, Myrel	Outside Linebackers	2	1991-92
Mora, Jim	Defensive Coordinator	1	1982
Morris, Guy	Asst. Offensive Line	2	1988-89
Muir, Bill	Offensive Line	3	1982-84
Nash, Harold	Asst. Strength & Conditioning	1	2005
Nelsen, Bill	Quarterbacks	2	1973-74
Nelson, Steve	Linebackers	1	1990
Palmer, Chris	Wide Receivers	4	1993-96
Parcells, Bill	Linebackers	1	1980
	Head Coach	4	1993-96
Parker, Johnny	Strength/Conditioning	7	1993-99
Parilli, Babe	Quarterbacks	1	1981
Patricia, Matt	Asst. Offensive Line	1	2005
Patterson, Andre	Defensive Assistant	1	1997
Paul, Markus	Asst. Strength & Conditioning	5	2000-04
Pees, Dean	Linebackers	2	2004-05
Pelini, Bo	Linebackers	3	1997-99
Perkins, Ray	Receivers	4	1974-77
	Offensive Coordinator	4	1993-96
Polonchek, John	QBs/Special Asst. to Coach	12	'75-80, 85-90
Pope, Mike	Running Backs	1	1994
	Tight Ends	2	1995-96
Raye, Jimmy	Offensive Coordinator/QBs	1	1990
Rehbein, Dick	Quarterbacks	2	2000-01
Reilly, Jack	Quarterbacks	2	1998-99
Richardson, Jesse	Defensive Line	5	1965-69
Ringo, Jim	Offensive Line	4	1978-81
Roach, Dick	Defensive Backs	1	1981
Rowan, Keith	Special Teams	1	1989
Rush, Clive	Head Coach	1.5	1969-70
Rust, Rod	Defensive Coordinator	5	1983-87
	Head Coach	1	1990
Rutigliano, Sam	Off. Backs/Receivers	3	1971-73
Ryan, Rob	Linebackers	1	2000
	Outside Linebackers	3	2001-03
Saban, Lou	Head Coach	1.5	1960-61
Scarnecchia, Dante	Special Teams/TES	7	1982-88
	Special Teams/TES	2	1991-92
	Special Assistant	2	1993-94
	Defensive Asst./LBs	2	1995-96
	Special Teams	2	1997-98
	Offensive Line	1	1999
	Asst. Head Coach/Off. Line	6	2000-05
Seely, Brad	Special Teams	7	1999-05
Shinnick, Don	Linebackers	5	1985-89
Shurmur, Fritz	Defensive Line	4	1978-81
Sidwell, Steve	Linebackers	3	1982-84
	Defensive Coordinator	3	1997-99
Simmons, Jerry	Strength/Conditioning	3	1988-90
Smith, Carl	Asst. Head Coach/QBs	1	1997
	Tight Ends	2	1998-99
Smith, Jerry	Defensive Line	2	1960-61
Spinney, Art	Offensive Line	7	1962-68
Steckel, Les	Quarterbacks/Receivers	4	1985-88
Stoltz, Jerry	Receivers	4	1969-72
Sumner, Charlie	Linebackers/Secondary	6	1973-78
	Defensive Coordinator/QBs	1	1990
Sweatman, Mike	Special Teams	4	1993-96
Taseff, Carl	Defensive Backs	1	1964
Trott, Bob	Defensive Backs	3	1993-95
Uyruy, Dave	Asst. Special Teams/DL	2	1991-92
Valek, Jim	Special Teams	3	1973-75
Walker, DeWayne	Defensive Assistant/QBs	3	1998-00
Walker, Dick	Defensive Backs	1	1977
Walters, Steve	Wide Receivers	3	1982-84
	Wide Receivers	2	1997-98
Weaver, Larry	Defensive Backfield	4	1973-76
Weber, Chuck	Defensive Line/Backfield	4	1964-67
Weis, Charlie	Tight Ends	2	1993-94
	Running Backs	1	1995
	Wide Receivers	1	1996
	Offensive Coordinator/RBs	1	2000
	Offensive Coordinator/RBs/QBs	1	2001
	Offensive Coordinator/QBs	1	2002
	Offensive Coordinator	2	2003-04
West, Charlie	Defensive Backs	2	1991-92
Wilson, Kirby	Running Backs	3	1997-99
Woick, Mike	Strength and Conditioning	6	2000-05
Wood, Richard	Receivers	2	1989-90
Yewcic, Tom	Offensive Backs/Sp Teams	3	1976-78
Zampese, Ernie	Offensive Coordinator	2	1998-99

The coaches listed above are the all-time, full-time position coaches only.



THOMAS DIMITROFF

DIRECTOR OF COLLEGE SCOUTING



SUPER BOWLS: 03 04

Thomas Dimitroff Jr. is now in his 16th season in player personnel, and is in his fourth year with the Patriots. After serving the 2002 season as the team's national scout, he was named the director of college scouting on June 11, 2003. He oversees a staff of area scouts who are responsible for evaluating all of the nation's eligible college prospects. As the team's national scout, he gathered reports on each of the nation's top college prospects and tracked the development and availability of recently drafted players.

He joined the Patriots after serving the previous nine seasons in the scouting departments of three different NFL teams. His first NFL personnel opportunity came in 1993 as an area scout for the Kansas City Chiefs. In 1994, he was given an opportunity to serve as an area scout for the Detroit Lions, a position he held through 1997. Prior to joining the Patriots, he gained four seasons of experience working in the scouting department of the

Cleveland Browns (1998-01).

Dimitroff spent three years scouting two other pro football leagues before his first NFL opportunity. He spent the 1990 and 1991 seasons in the Canadian Football League, followed by a season in the World League in 1992. His season in the World League was spent scouting all NFL, CFL and World League rosters and tracking player transactions. His two seasons in the CFL prior to that were served as the Canadian scouting coordinator for the Saskatchewan Roughriders.

Thomas Dimitroff Jr. was born in Barberton, Ohio. He played football throughout college and captained his University of Guelph (Canada) football team from 1987-89. His father, Tom, was a long-time personnel scout for the Cleveland Browns and was a member of the original Boston Patriots in 1960. Tom and his wife, Angeline, were married in 2005.



JAY MURACO

COLLEGE SCOUTING COORDINATOR



SUPER BOWLS: 01 03 04

Jay Muraco is enjoying his 10th season in the NFL, including his sixth season with the New England Patriots. He joined the Patriots personnel department in 2000 as the college scouting coordinator after four seasons in the scouting department of the Philadelphia Eagles. While

attending Kent State, he interned with the San Diego Chargers personnel department during their 1992 training camp and then volunteered to work for the Cleveland Browns personnel department while finishing school from 1992-95.



LARRY COOK

REGIONAL SCOUT

SUPER BOWLS: 01 03 04

Larry Cook is enjoying his 43rd year in football, including his 21st as a member of the Patriots personnel department. He was named regional scout on June 11, 2003 after serving six years as the director of college scouting. As a regional scout, he will now concentrate more of his time on the gathering of information on the top college prospects in a specific region.

In 20 years with the Patriots, he has celebrated each of the Patriots five Super Bowl appearances and has been an important contributor to the team's scouting department for two decades.

Cook originally joined the Patriots scouting department as a personnel scout on Dick Steinberg's staff on Feb. 1, 1985,

after a 16-year coaching career. He began his coaching career in 1963 at Fountain Valley High School in California. In 1975, he joined the collegiate ranks when he accepted an assistant coaching position at Cal State Fullerton. After three years at Fullerton, he accepted his first professional assignment as an assistant with the Los Angeles Rams scouting department. He spent six seasons (1979-84) with the Rams before joining the Patriots scouting department in 1985.

Cook was born Feb. 12, 1939 in Irvine, Calif. He and his wife, Nadine, have a daughter, Jacquelyn, and two sons, Michael and Steven.



BOB QUINN

REGIONAL SCOUT

SUPER BOWLS: 01 03 04

Bob Quinn enters his sixth season in the Patriots personnel department and is in his second year as a regional scout. Quinn joined the team in 2000 as a player personnel assistant, then was promoted to pro scout in 2002 and served for two seasons in that position. Prior to joining the Patriots, Quinn spent two seasons as a graduate assistant in

the football program at the University of Connecticut (1998-99). Quinn earned his master's degree in sports management from the University of Connecticut in 2000. He completed his undergraduate studies at UConn in 1998. Quinn is a native of Norwood, Mass. and attended Norwood High. Bob and his wife, Julie, were married in June, 2003.



FRANK LEONARD

SPECIAL ASSIGNMENT SCOUT

SUPER BOWLS: 04

Frank Leonard is in his second season as a special assignment scout for the Patriots. He joined the organization on Aug. 11, 2004 after gaining 23 seasons of experience in college football. Leonard spent 10 years at the University of Richmond, where he coached the offensive line (1994, 1997-2003), running backs (1995-96) and served as recruiting coordinator (2003-04). Prior to joining the Spiders, he coached at the University of Connecticut (1990-93), Western Connecticut (1982-

85, 1987-90) and Central Connecticut State (1985-86).

Leonard is a graduate of Central Connecticut State, where earned bachelor's and master's degrees and played football for three seasons. He was also a free safety for the semi-pro New England Crusaders in 1981. Leonard is a native of Wethersfield, Conn., and graduated from Wethersfield High School in 1976. Frank and his wife, Kathy, celebrated the birth of their daughter, Maria, in 2005.



MARVIN ALLEN

AREA SCOUT

SUPER BOWLS: 01 03 04



Marvin Allen is enjoying his 13th season with the New England Patriots, including his ninth season in the player personnel department. He returned to the Patriots organization on June 19, 1997 when he was hired as a regional college scout. Allen was originally drafted by the Patriots in the 11th round (294th overall) of the 1988 NFL

Draft after averaging 5.1 yards per carry (73 rushes) as a senior at Tulane. In four seasons with the Patriots (1988-91), he rushed for 378 yards and two touchdowns on 94 carries (4.0 avg.). He also returned 43 kickoffs for 844 yards (19.6 avg). Allen was born Nov. 23, 1965 in Wichita Falls, Texas.



JIM NAGY

AREA SCOUT

SUPER BOWLS: 03 04



Jim Nagy joined the Patriots in 2002 as a college scout. He is responsible for the collection of data on all the prospects in his assigned region. He joined the Patriots scouting department after a season as the West Coast regional scout for the Washington Redskins. Prior to that, Nagy spent three years (1998-2001) as the director of NFL scouting for War Room Scouting, Inc. He also worked with SFX Sports Group as a recruiting coordinator and draft consultant from 1997-2000. He launched his NFL career as an intern with the Green Bay Packers during their Super Bowl Championship season in 1996.

In addition to personnel evaluations, he has also served as an on-set consultant for "NFL Today" from 1998-2000 and wrote a weekly NFL column for The Sporting News from 2000-01. Nagy was born June 4, 1974 in Frankfort, Mich. and attended Traverse City (Mich.) High, where he was a four-sport letterman in football, basketball, baseball and track. He majored in sports management and communications at the University of Michigan. Jim is married (Lindsay).



JONATHAN ROBINSON

AREA SCOUT

SUPER BOWLS: 03 04



Jonathan Robinson is in his fourth season as an area scout for the Patriots. He joined the organization in 2002 after four seasons of coaching at the collegiate level, including his last three seasons at Nichols State. In 2001, he instructed the team's linebackers and held regional recruiting responsibilities for the Colonels. The Union City, Tenn. native attended high school at Union

City and lettered as an offensive and defensive lineman. He attended Southeast Missouri State, and played three seasons as a defensive lineman. Following his playing career, he received his first coaching assignment with his alma mater in 1998, prior to joining the Nichols State staff in 1999. Jon and his wife, Jaimie, were married in 2002.



MATT RUSSELL

AREA SCOUT

SUPER BOWLS: 01 03 04

Matt Russell is in his fourth season with the Patriots. He rejoined the Patriots in 2003 as an area scout after previously serving as a pro scout with the organization from December of 2000 through November of 2001. Russell was a unanimous first-team All-American linebacker at Colorado and received the 1996 Butkus Award, presented to the nation's top linebacker. He was drafted in the fourth round of the 1997 NFL draft by the Detroit Lions and played in 14 games as a rookie. He

was selected to the All-NFL Rookie Team and set a career high with 13 tackles in a 1997 game against New Orleans. His playing career was cut short after separate knee injuries forced him to miss the 1998 and 1999 seasons, and he retired in May of 2000. Russell spent the 2000 season as an assistant coach at his alma mater before joining the Patriots following the season. Matt and his wife, Sonja, were married in July of 2001.



TIM HEFFELFINGER

AREA SCOUT

Tim Heffelfinger is enjoying his eighth season as an NFL scout and is in his first season as an area scout for the Patriots. He joined New England's personnel department prior to the 2005 season after a seven-year stint as an area scout for the New Orleans Saints (1998-2004). Heffelfinger entered the NFL scouting ranks in 1998 after spending two-and-a-half years as an assistant coach at UCLA (1996-98). During his time with the Bruins, he worked with the offensive line and the tight ends. He also received a master's degree from the

UCLA Graduate School of Education.

He was a defensive tackle at Northwestern University before his playing career was cut short by a career-ending back injury. He graduated from Northwestern in 1990 with a bachelor's degree in organizational studies and worked in the business sector as a sales representative for The Quaker Oats Company and Converse before returning to football. Tim and his wife, Amy, have two children, Cassidy and Ryan.



JUSTIN CROUSE

AREA SCOUT

SUPER BOWLS: 04

Justin Crouse joined the Patriots scouting department as an area scout in June, 2004. He came to New England after serving for six seasons at the University of Arkansas, where he handled a wide variety of duties for the Razorbacks. As a special assistant to Athletic Director Frank Broyles, Crouse took on responsibilities coordinating visits for prospective football student athletes. In addition to his recruiting duties, he worked closely with Head Football Coach Houston Nutt. In the spring of 2000,

Crouse was appointed to take on the coaching and recruiting responsibilities of running backs coach Danny Nutt while he recovered from surgery.

Crouse is a native of Murray, Ky., and was a two-year letterman at Murray State under Houston Nutt from 1992-93. Following his playing career, he became a graduate assistant at his alma mater for two years before joining the Razorbacks in December of 1997 as a graduate assistant on Nutt's staff.



FRANTZY JOURDAIN

AREA SCOUT

SUPER BOWLS: 03 04

Frantzy Jourdain enters his third season with the Patriots personnel department and is in his first year as an area scout. He was originally hired by the team in 2003 as a player personnel assistant. Jourdain joined the Patriots after spending the 2002 season as the secondary coach and co-special teams coordinator at Duquense University, a season during which the Dukes led Division I-AA in fewest total yards allowed per game, interception

and scoring defense. He attended the University of Rhode Island (1993-97), where he was a three-year starter for the Rams at running back and strong safety. He also attended North Carolina Central University, where he coached running backs and worked on his master's degree in criminology from 1998-2000. Jourdain was born in Haiti and immigrated to Brooklyn, N.Y. when he was five years old.



NANCY MEIER

DIRECTOR OF SCOUTING ADMINISTRATION

SUPER BOWLS: 01 03 04

Nancy Meier is entering her 31st season with the Patriots and is the longest tenured full-time employee on staff. Meier joined the scouting department on Oct. 20, 1975 and has worked with nine different Patriots coaching staffs. She has been a part of each of the franchise's five Super Bowl appearances and has been with the organization for 12 of the team's 13 playoff seasons.

In her current role, Meier's responsibilities include coordinating logistics for all of the Patriots scouts, free agent signings, draft choices, and tryouts. She also serves as the team's liaison to the league for all personnel communication, including the daily reporting of all transactions on the waiver wire. Nancy and her husband, Ken, have two children, Courtney and Daniel. The Meier family resides in Holbrook, Mass.



BUCKO KILROY

SCOUTING CONSULTANT

SUPER BOWLS: 01 03 04

Francis "Bucko" Kilroy is celebrating his 63rd season in the NFL and has been a member of each of the Patriots' five Super Bowl teams. During his career, he has held nearly every position imaginable. He has been a player, coach, personnel director, general manager, vice president and now serves as a consultant in the Patriots scouting department.

Kilroy was originally hired by the Patriots in 1971 as their player personnel director and was responsible for selecting the team's first two Pro Football Hall of Fame inductees, guard John Hannah (1973) and cornerback Mike Haynes (1976). He is credited with building some of the best teams in franchise history with the drafting of such players as Julius Adams, Hannah, Sam Cunningham, Steve Nelson, Russ Francis and Steve Grogan during his first five years as personnel director (1971-75). During the next three years, the Patriots compiled a 31-13 record (.705), including two playoff appearances.

Following the team's success, Kilroy was promoted to general manager in 1979 and was responsible for directing the Patriots day-to-day business operations, as well as handling all contract negotiations. On Feb. 16, 1983, he was promoted to vice president, a position he held until he retired following the 1993 season. Since then, he has offered his assistance as a scouting consultant to the personnel department.

Kilroy is revered in scouting circles, having started many of the scouting services that are now used by the entire league.

He was one of the originators of the National Football Scouting Combine, which has grown into one of the most important events on the NFL offseason calendar. He also has developed and trained numerous personnel analysts who later became NFL scouting directors.

He began his playing career with the wartime "Steagles" in 1943 (the union of the Steelers and the Eagles during World War II). He played 13 seasons with the Philadelphia Eagles, serving as a two-way guard and tackle. He played in 134 games during his playing career and showed his versatility by being selected as an All-Pro as both an offensive guard (1947-49) and a defensive middle guard (1952-54). He was also named to the NFL's all-decade team for the 1940's and is listed as one of the league's 300 greatest players. In 1948 and 1949, his Eagles team became the only squad to ever post back-to-back shutouts in championship games.

Following his playing career with the Eagles, he moved from the field to the sidelines as a coach and scout for the Eagles (1956-61). He was named director of player personnel for the Washington Redskins in 1962 and then moved to the Dallas Cowboys in 1966. While with the Cowboys (1966-70) he worked with Gil Brandt and Tom Landry. Together they helped the Cowboys win five divisional championships.

Kilroy was born May 30, 1921 in Philadelphia and resides in Foxborough, Mass.



NICK CASERIO

DIRECTOR OF PRO PERSONNEL

SUPER BOWLS: 01 03 04

Nick Caserio was named the Patriots' director of pro personnel on February 6, 2004. He is in his fifth season with the Patriots and in his fourth year in the player personnel department. He originally joined the Patriots in June of 2001 as a personnel assistant and celebrated the Patriots' first Super Bowl title that season. He became a coaching assistant on Bill Belichick's staff in February of 2002, and returned to player personnel in 2003 as an area scout, where he was a part of the team's second championship in three seasons.

The Westlake, Ohio native attended John Carroll University, where he was a standout quarterback and a teammate of quarterbacks coach Josh McDaniels. He started at quarterback in each of his four seasons, guiding the team to a winning record

in each season. He was a two-time captain for the Blue Streaks and left John Carroll as the holder of 16 school records including most passing yards (8,434) and most yards of total offense (8,322). Caserio finished his career as one of only 14 quarterbacks to have passed for more than 8,000 career yards at the Division III level. In 1997, he led the Blue Streaks to a 10-2 record and the school's second appearance in the NCAA Division III Tournament, where it advanced to the national quarterfinals.

Following his playing career, Caserio entered the coaching ranks as a graduate assistant at Saginaw Valley State University in 1999. The Cardinals finished the 2000 season 9-2 and qualified for the Division II playoffs. Following a brief stint with Central Michigan, he joined the Patriots scouting department.



KYLE O'BRIEN

PRO SCOUT

SUPER BOWLS: 01 03 04

Kyle O'Brien is in his sixth season with the Patriots personnel department. He joined the Patriots full-time in 2002 as a scouting assistant, then served a season as an area scout before being assigned pro scouting duties prior to the 2004 season. He originally joined the Patriots as a player personnel intern in 2000 and continued those duties during the Patriots' first Super Bowl season

of 2001. Prior to coming to New England, O'Brien was a player personnel intern for the New York Jets in 1999 after serving as a ball boy for the team in 1998. The Garden City, N.Y. native attended Harvard University, where he lettered in lacrosse. He is also a graduate of Phillips Academy in Andover, Mass., where he lettered in football and lacrosse.



ADAM PETERS

PRO SCOUT

SUPER BOWLS: 03 04

Adam Peters is in his third season with the Patriots personnel department. He joined the organization in 2003 as a scouting assistant and was assigned pro scouting duties prior to the 2005 season. Prior to joining the Patriots, he served as a football operations graduate assistant at UCLA, where he also played defensive end from 1999-2001. He transferred to UCLA after spend-

ing two seasons as a tight end (1997-98) at West Valley Junior College in Saratoga, Calif., where he earned all-conference honors. The Cupertino, Calif. native attended Monta Vista High School, where was selected to all-league teams in baseball and football.



ERNIE ADAMS

FOOTBALL RESEARCH DIRECTOR

SUPER BOWLS: 01 03 04

Ernie Adams returned to the Patriots staff when he was appointed football research director by Bill Belichick on April 25, 2000. His responsibilities include researching special assignments for both the coaching staff and the personnel department. After coaching for four seasons at Northwestern (1972-75), Adams entered the NFL coaching ranks with the New England Patriots as the administrative assistant and assistant offensive coach on Chuck Fairbanks' staff in 1975. In addition to his on-

field responsibilities, his duties included all aspects of football operations, including computer analysis, statistical evaluations and film coordination. After four seasons with the Patriots, he accepted a position with the New York Giants in 1979. In 1982, he was promoted to director of pro personnel, a position he held for four seasons. In 1991, he joined Belichick's staff in Cleveland as an offensive assistant, a position he held for five seasons. Adams attended Phillips Academy in Andover, Mass.



BERJ NAJARIAN

**DIRECTOR OF FOOTBALL/HEAD
COACH ADMINISTRATION**

SUPER BOWLS: 01 03 04

Berj Najarian is in his 11th season in the NFL and his sixth season with the Patriots. He was named Director of Football/Head Coach Administration in 2005 after five years as the Patriots' Executive Administrator to the Head Coach. He joined the Patriots on Feb. 4, 2000. In his current position, he is a key point person for many day-to-day operations of the team and acts as a liaison across football and non-football departments. Berj continues to manage several elements of Head Coach Bill Belichick's off-field agenda, including various football operations,

player and staff communication, scheduling and personal requests. Entering the NFL in 1995, he joined the Patriots after five seasons as a member of the public relations department of the New York Jets. A 1991 Boston University graduate, Najarian returned to New York after college to intern with the New York Knicks. Following his internship, he worked at The Rowland Company, a public relations firm in New York City. He is a native of Manhasset, N.Y. He and his wife, Regina, reside in Norfolk, Mass.



BRIAN SMITH

DIRECTOR OF OPERATIONS

SUPER BOWLS: 01 03 04

Brian Smith was hired by the Patriots as the director of operations in 2004. He is responsible for logistical coordination of the team's football operations, including team travel and training camp operations, as well as various day-to-day logistical needs of players and staff. He originally joined the Patriots in 2000, and assisted the

coaching staff for four seasons from 2000 through 2003. The Marathon, Fla., native is a Providence College graduate and also attended Davidson (N.C.) College, where he played football. He is also a graduate of Phillips Academy in Andover, Mass., where he lettered in football.



JIM WHALEN

HEAD ATHLETIC TRAINER

SUPER BOWLS: 03 04

Jim Whalen returned to the New England Patriots in 2002 as the team's head trainer. He supervises the evaluation and care of injuries and the treatment and rehabilitation of all players. He began his professional career as an assistant trainer for the Patriots in 1992 and 1993. In 1994, he accepted a position as the assistant athletic trainer at the University of Miami, a position he held for three years. In 1997, he was named the

director of sports medicine at Kansas State University. In 2000 and 2001, he served as the director of rehabilitation for the Tampa Bay Buccaneers. Whalen graduated from Bridgewater State College in 1992 with a degree in physical education and earned his master's degree in medicine from Miami in 1996. Jim and his wife, Rene, have three children, Courtney, Ryan and Jaclyn.



JOE VAN ALLEN

**ASSISTANT ATHLETIC TRAINER AND
DIRECTOR OF REHABILITATION**

SUPER BOWLS: 01 03 04

Joe Van Allen joined the New England Patriots training staff in the spring of 2001. He is responsible for the physical therapy and rehabilitation of injured players while working closely with head athletic trainer Jim Whalen and strength and conditioning coach Mike Woicik on all aspects of the club's training program. Prior to the Patriots, he served as an athletic physical therapist at Virginia

Polytechnic Institute and State University in Blacksburg, Va. He also held the title of director of physical therapy at University Physical Therapy, an outpatient therapy practice in Blacksburg. He received his bachelor's degree at Millikin University before earning a master's of science in physical therapy at the University of Miami. Joe and his wife, Jody, were married in 2000.



DAVE GRANITO

ASSISTANT ATHLETIC TRAINER

SUPER BOWLS: 03 04

Dave Granito is in his fourth season with the Patriots as an assistant athletic trainer. He joined the Patriots in 2002 and has also worked with the training staffs of the New York Giants and West Virginia University. Granito holds a bachelor's degree from Kean University in Union, N.J., and completed his master's degree at West Virginia. He gained his first professional experience as an intern

for the Giants in 1998, and went on to work as a graduate assistant athletic trainer at West Virginia. The Emerson, N.J. native completed another season as an intern with the Giants in 2001 before joining the Patriots.



DON BROCHER

EQUIPMENT MANAGER

SUPER BOWLS: 01 03 04

Don Brocher is in his 34th season with the Patriots and was named the team's head equipment manager in February of 1994. He originally began working for the Patriots on a part-time basis in 1972 as a ball boy on George Luongo's staff. Brocher is the longest tenured employee currently on staff for the Patriots and has en-

joyed each of the franchise's five Super Bowl appearances. During his tenure, he has handled the equipment needs for 11 of the Patriots' 14 head coaches. He was born Nov. 23, 1952 in Boston. He and his wife, Laurie, reside in Norton, Mass.



JOHN HILLEBRAND

ASST. EQUIPMENT MANAGER

SUPER BOWLS: 01 03 04

John Hillebrand is enjoying his 12th season as Patriots' assistant equipment manager. He was named to his current position on May 23, 1994. Prior to joining the Patriots, he served three years (1991-94) as the assistant athletic equipment manager at Boston College. There, his responsibilities included handling the equipment needs for men's hockey, men's and women's soccer, field hockey, women's basketball, baseball, softball

and men's and women's lacrosse, in addition to assisting in the needs of all of BC's 36 varsity sports. He graduated from Edinboro University in Pennsylvania in 1989 and accepted his first job in the Edinboro athletic department as the head equipment manager in 1990. He was born July 31, 1967. John and his wife, Kathy, reside in Wellesley, Mass.



JOHN JASTREMSKI

EQUIPMENT ASSISTANT

SUPER BOWLS: 01 03 04

John Jastremski is in his fifth season as a full-time equipment assistant and is in his 12th season associated with the Patriots. He began working for the team part-time as a ball boy in 1994 and was hired onto Don Brocher's staff in August, 2001. Jastremski is a graduate

of Bryant College in Smithfield, R.I., earning a degree in computer information systems in 2001. The Hopedale, Mass. native was born on April 4, 1979, and graduated from Hopedale Jr./Sr. High School in 1997.



JIMMY DEE

VIDEO DIRECTOR

SUPER BOWLS: 01 03 04

Jimmy Dee is in his 12th season with the Patriots and the ninth as the team's video director. He was appointed to his current position on April 28, 1997. He oversees all video operations for the Patriots, which includes filming, dubbing and editing of all game and practice footage. He originally joined the Patriots on March 31, 1994 as

the assistant video director. Prior to joining the Patriots, Dee was the production director for United Video Cable in Westport, Mass. He was born June 23, 1957 in New Bedford, Mass. Jimmy and his wife, Karen, have two sons, James and John. The family resides in New Bedford.



FERNANDO NETO

ASSISTANT VIDEO DIRECTOR



SUPER BOWLS: 01 03 04

Fernando Neto is in his ninth year as the Patriots' assistant video director under Jimmy Dee. His primary responsibilities include compiling and editing all game and practice tapes for coaches' analysis, cataloging NFL game tapes and producing "cut-ups." In addition, he

helps maintain the team's state-of-the-art digital video system used by the coaching staff, scouts and players. A graduate of Franklin Pierce College in Rindge, New Hampshire, Fernando has a Bachelor's degree in mass communications.



STEVE SCARNECCHIA

VIDEO ASSISTANT



SUPER BOWLS: 01 03 04

Steve Scarnecchia is in his fifth year as a video assistant for the Patriots. In his current position, he assists Jimmy Dee and Fernando Neto in editing game and practice tapes for use by the coaches, scouts and players. Scarnecchia is a native of Wrentham, Mass. and attended Syracuse University, where he earned a degree

in television, radio and film production from the S.I. Newhouse School of Communication. He attended King Philip High School in Wrentham, where he played wide receiver and safety as a member of the football team and also lettered in tennis and track.



PLAYERS





ERIC ALEXANDER

LINEBACKER



SUPER BOWLS: 04

6-2 * 240 Lbs. * Born 2/8/82 * Exp. (NFL/Patriots): 2/2
GP/GS (Playoffs): 3/0 (0/0) * Acq: FA-04 * Louisiana State * Port Arthur, Texas

CAREER TRANSACTIONS

Eric Alexander was signed by the Patriots as a rookie free agent on April 29, 2004 ... Waived by the Patriots (09/05/04) ... Signed to the Patriots practice squad (09/06/04) ... Signed to the Patriots active roster (12/20/04) ... Placed on injured reserve (01/13/04).

SEASONAL REVIEWS

2004 (3/0, 0/0): Played in the final three regular season games after being signed from the practice squad (12/20) ... Made his NFL debut against Miami (12/20) ... Recorded two special teams tackles ... Member of the practice squad for the first 14 weeks of the season ... Placed on injured reserve (1/13/05) and missed all three playoff games.

COLLEGE

Excelled on special teams for LSU in his first three years before taking over at strong-side outside linebacker during his final campaign ... Moved from strong safety to weak-side linebacker prior to the 2000 season opener ... Started 14 of 39 games during his career, recording 77 tackles (56 solos) with five sacks, 10 stops for losses, nine quarterback pressures, two fumble recoveries, a forced fumble and five pass break-ups ... As a

senior, started all year at strong-side outside linebacker, recording a career-high 65 tackles (51 solos), including five sacks for 36 yards, nine stops for losses of 34 yards and nine quarterback pressures ... Played in every game as a junior on special teams ... Played in seven regular season games as a sophomore and in the Sugar Bowl on special teams ... Played in five games as a reserve safety as a freshman.

PERSONAL

Eric Alexander was born the son of Deanna and Tracy Porter on Feb. 8, 1982 in Tyler, Texas ... Attended Stephen F. Austin (Port Arthur, Tex.) High ... Two-time member of the *Port Arthur News* Super Team ... Honorable mention All-State as well as being selected to the All-Metro squad as both a safety and running back ...

Rushed for 1,782 yards and 21 touchdowns as a senior ... Also played some quarterback as a senior, completing four passes for 151 yards ... Rushed for 696 yards and two touchdowns as a junior ... Member of the National Honor Society ... Earned letters in football, basketball, baseball and track ... Was an engineering major at LSU.

EXTRA POINTS

In May 2005, Eric and a few teammates visited Massachusetts General Hospital for Children and spent several hours with young patients as the Super Bowl champions helped to put smiles on the faces of children affected with serious illnesses.

ERIC ALEXANDER

Pos: LB		Ht: 6-2		Wt: 240		Year: 2nd		Acq: FA-04		College: LSU		Born: 2/8/82						
Regular Season			Tackles					Interceptions					Miscellaneous					
Year	Team	G/S	TT	UT	A	S	Yds	No	Yds	Avg	Lg	TD	PD	FF	FR	Yds	TD	SpT
2004	Patriots	3/0	0	0	0	0.0	0.0	0	0	0.0	0	0	0	0	0	0	0	2

SUPER BOWL APPEARANCES IN LAST 10 YRS

Since 1995		
Team	Conference	No.
New England Patriots	A	4
Denver Broncos	A	2
Green Bay Packers	N	2
St. Louis Rams	N	2
Atlanta Falcons	N	1
Baltimore Ravens	A	1
Carolina Panthers	N	1
Dallas Cowboys	N	1
New York Giants	N	1
Oakland Raiders	A	1
Philadelphia Eagles	N	1
Pittsburgh Steelers	A	1
Tampa Bay Buccaneers	N	1

NFL'S ALL-TIME BEST SINGLE-SEASON RECORDS

(Regular-season and postseason only)

Year	Team	Total	Reg	Post
1985	Bears	18-1	15-1	3-0
1984	49ers	18-1	15-1	3-0
2004	Patriots	17-2	14-2	3-0
2003	Patriots	17-2	14-2	3-0
1998	Broncos	17-2	14-2	3-0
1991	Redskins	17-2	14-2	3-0
1989	49ers	17-2	14-2	3-0
1986	Giants	17-2	14-2	3-0
1978	Steelers	17-2	14-2	3-0
1972	Dolphins	17-0	14-0	3-0



TOM ASHWORTH 68

TACKLE

SUPER BOWLS: 03 04

6-6 ★ 305 lbs ★ Born 10/10/77 ★ Exp. (NFL/Patriots): 4/4
GP/GS (Playoffs): 23/19 (3/3) ★ Acq: FA-01 ★ Colorado ★ Centennial, Colo.

CAREER TRANSACTIONS

Tom Ashworth was re-signed by the Patriots on April 8, 2003 ... Originally signed as an undrafted free agent by the San Francisco 49ers (04/27/01) and released following training camp (08/27/01) ... Signed to the Patriots practice squad (09/04/01) ... Released by the Patriots (10/09/01) then later re-signed to their practice squad (10/31/01) ... Signed by the Patriots from their practice squad (02/11/02) ... Placed on injured reserve (11/06/04).

CAREER HIGHLIGHTS

Career GP/GS: 23/19 (3/3)

★ Ashworth started all three postseason games in 2003 as part of an offensive line that did not allow a sack in the playoffs as Tom Brady attempted 126 passes and the Patriots claimed victory in Super Bowl XXXVIII.

★ Ashworth has started 22 regular-season and playoff games in his professional career, all as a member of the Patriots. New England is 21-1 in those games, including the postseason.

★ In the 22 regular-season and playoff games that Ashworth has started, the Patriots offensive line has allowed just 31 sacks, an average of just 1.4 sacks per game.

SEASONAL REVIEWS

2004 (6/6, 0/0): Started the first six games at right tackle before being placed on injured reserve (11/6). **Indianapolis (9/9):** Part of an offensive front that opened holes for New England rushers to average 4.8 yards per carry. **Arizona (9/19):** Started at right tackle and was a part of an offensive line that opened holes for Corey Dillon to rush for 158 yards on 32 carries (4.9-yard avg.), the most yards by a Patriots rusher in nearly six years. **Buffalo (10/3):** Member of an offensive line that did not allow a sack on 30 pass attempts. **Miami (10/10):** Part of an offensive line that allowed Patriots' rushers to gain 135 yards on the ground. **Seattle (10/17):** Member of an offensive line that opened holes for Patriots' rushers to pick up 138 rushing yards. **N.Y. Jets (10/24):** Part of an offensive line that helped Corey Dillon rush for 115 yards on 22 carries (5.2-yard avg.).

2003 (16/13, 3/3): Played in all 16 games and started the final 13 contests at right tackle ... Made his first career start at right tackle against Washington (9/28)

... Part of an offensive line that started the same five players in each of the last 12 games, all Patriots victories. **Washington (9/28):** Made his first career start at right tackle ... Part of an offensive line that allowed just one sack on 39 pass plays. **Tennessee (10/5):** Made his second consecutive start at right tackle ... Was a member of an offensive line that opened holes for Patriots rushers to gain 161 yards on 27 carries (6.0 avg.) and three touchdowns against a Titans' defensive front, which then ranked third in the NFL, allowing just 63.3 yards rushing per game ... The Titans game was New England's most productive rushing output since it averaged 6.5 yards per carry (130 yards on 20 carries) against the New York Jets on Dec. 27, 1998. **N.Y. Giants (10/12):** Member of an offensive line that helped Patriots rushers gain 129 yards on 31 carries (4.2 yard avg.) in the Patriots 13-6 win over the Giants ... It was the fifth time in six games that the Patriots had totaled more than 100 yards on the ground. **Miami (10/19):** Started at right tackle and limited Pro Bowler Adewale Ogunleye to just three tackles in the Patriots thrilling 19-13 overtime victory over the Dolphins ... Ogunleye entered the contest with a team-high five sacks. **Cleveland (10/26):** Part of an offensive line that allowed just one sack on 33 pass attempts ... Helped open holes for Kevin Faulk

to rush for a career-best 96 yards on 23 carries (4.2 yard avg.). **Denver (11/3):** Member of an offensive line that did not allow a sack on 35 pass attempts ... Supplied Tom Brady with time in the pocket, allowing him to throw for 350 passing yards. **Houston (11/23):** Member of an offensive line that opened holes for Patriots rushers to gain 128 yards on the ground. **N.Y. Jets (12/20):** Part of an offensive line that opened holes for Antowain Smith to rush for 121 yards on just 18 carries (6.7 avg.), marking the Patriots first 100-yard rusher of the 2003 season ... Member of an offensive line that did not allow a sack on 25 pass attempts. **Buffalo (12/27):** Helped the ground

attack gain 131 yards rushing. **Tennessee (1/10):** Started at right tackle in the Patriots' 17-14 divisional playoff victory over the Titans ... Member of an offensive line that did not allow a sack in 41 pass attempts. **Indianapolis (1/18):** Started at right tackle in the Patriots' 24-14 AFC Championship victory over the Colts ... Member of an offensive line that did not allow a

EXTRA POINTS

● As a sophomore at Colorado in 1998, Tom started all 12 games at tight end. After moving to guard his junior year, he was replaced at tight end by Patriots teammate Daniel Graham.

● In May 2005, Tom made an appearance at the United Way of Greater Plymouth County's "Leadership Giving Celebration", an event to recognize the top contributors to the United Way in 2004-05.

● Tom's high school team won Colorado's division 5-A state championship in his junior and senior years in high school.

sack in 37 pass attempts. **Carolina (2/1)**: Started at right tackle and was a member of an offensive line that did not allow a sack in the Patriots' thrilling 32-29 Super Bowl XXXVIII victory over the Panthers.

2002 (1/0): Participated in reserve action at tight end in his first NFL game at Miami (10/6) ... Listed among the Patriots inactives for 15 games.

2001 (0/0 – San Francisco; 0/0 – New England): Originally signed as a rookie free agent by the 49ers (04/27) and released following training camp (08/27) ... Signed to the Patriots practice squad (09/04) ... Released by the Patriots (10/09) then later re-signed to their practice squad (10/31) and spent the remainder of the season on the practice squad.

COLLEGE

Ashworth played in all 45 games during his career at Colorado ... Started all 11 games for the Buffaloes at tackle

as a senior ... Saw action on 774 of 775 plays ... Paved the way for seven rushing touchdowns in 2000 ... Began junior year as a tight end, then switched to tackle in the fifth game of the season ... Started all 12 games at tight end as a sophomore ... Caught 10 passes for 135 yards and returned two kickoffs for 31 yards ... Saw action at tight end and on special teams as a freshman.

PERSONAL

Thomas F. Ashworth was born on Oct. 10, 1977 in Denver, Colo. ... Played football and baseball at Cherry Creek High in Englewood, Colo. ... Earned Blue Chip All-America honors and was selected first team all-state as a senior ... Started for two years at left tackle ... Won 5-A state championship in junior and senior years ... Tom and his wife Julia celebrated the birth of their first child, Brody, on Jan. 12, 2004 ... Graduated from the University of Colorado with a business degree in December, 2000.



**RODNEY
BAILEY**
DEFENSIVE LINEMAN



SUPER BOWLS: 04

6-3 ★ 305 lbs ★ Born 10/7/79 ★ Exp. (NFL/Patriots): 5/2
GP/GS: 48/1 (4/0) ★ Acq: RFA (PIT)-04 ★ Ohio State ★ Cleveland, Ohio

CAREER TRANSACTIONS

Rodney Bailey was signed by the Patriots as a restricted free agent from the Pittsburgh Steelers on March 11, 2004 ... Originally drafted by the Steelers in the sixth round (181st overall) of the 2001 NFL draft ... Placed on injured reserve (08/02/04).

CAREER HIGHLIGHTS

Career GP/GS: 48/1 (4/0)

★ Bailey has recorded 9.5 sacks in his three-year career, despite seeing action primarily in a reserve role. He notched a career-high 2.5 sacks in a 2002 game against Cleveland.

SEASONAL REVIEWS

2004 (0/0): Placed on injured reserved (8/12) and missed the entire season.

2003 (16/0 – Pittsburgh): Played in all 16 games for the third consecutive season ... Played a reserve role along the defensive line in the Steelers' 3-4 defense ... Made nine tackles (6 solo), including a pair of sacks. **Baltimore (9/7)**: Registered an assisted tackle in the season opener. **Kansas City (9/14)**: Finished with an assist ... Played 12 defensive snaps. **Cleveland (10/5)**: Recorded a solo tackle. **Denver (10/12)**: Was credited with a quarterback pressure. **St. Louis (10/26)**: Recorded an assisted tackle and was credited with a quarterback pressure. **Seattle (11/2)**: Recorded his first sack of the season when he dropped Matt Hasselbeck

for a four-yard loss late in the first quarter ... Also was credited with one quarterback pressure. **Arizona (11/9)**: Finished with a solo tackle. **Cleveland (11/23)**: Registered his second sack of the season, nailing Kelly Holcomb on a 10-yard loss and giving him 9.5 sacks for his career. **San Diego (12/21)**: Was credited with a solo tackle.

2002 (16/0, 2/0 – Pittsburgh): Played in all 16 games and both of the Steelers' postseason contests ... Finished with 18 total tackles (15 solos), a career-high 5.5 sacks and a fumble recovery. **New England (9/9)**: Finished with a solo tackle and was credited with three quarterback pressures. **New Orleans (10/6)**: Had one solo tackle for a four-yard loss. **Cincinnati (10/13)**: Recorded a career-high 2.5 sacks and finished with four tackles (3 solo) as the Steelers beat the Bengals 34-7 ... Sacked Jon Kitna for a six-yard loss in the second quarter ... Hit Kitna behind the line of scrimmage for a loss of seven yards in the third quarter ... Teamed with

Clark Haggans to drop Kitna for a nine-yard loss in the fourth quarter. **Indianapolis (10/21)**: Finished with three solo tackles ... Also was credited with a special-teams tackle. **Baltimore (10/27)**: Credited with two quarterback pressures ... Played 23 defensive snaps before leaving the game with a groin injury. **Cleveland (11/3)**: Notched a sack and recovered the first fumble of his career on a botched quarterback-center ex-

EXTRA POINTS

● **Rodney has made 39 career tackles, including 9.5 sacks, giving him an impressive ratio of one sack for every four tackles.**

Clark Haggans to drop Kitna for a nine-yard loss in the fourth quarter. **Indianapolis (10/21)**: Finished with three solo tackles ... Also was credited with a special-teams tackle. **Baltimore (10/27)**: Credited with two quarterback pressures ... Played 23 defensive snaps before leaving the game with a groin injury. **Cleveland (11/3)**: Notched a sack and recovered the first fumble of his career on a botched quarterback-center ex-

tackles for losses and one sack ... Started all 12 games as a sophomore in 1998 ... Recorded 16 tackles, including 10 tackles for losses ... Ranked third on team with 5.5 sacks and batted down three passes ... Was credited with three pass defenses ... Played in every game as a true freshman ... Started four games ... Ended with 19 tackles, four tackles for losses and three sacks ... Graduated in 3 1/2 years with a degree in communications.

Rodney Dwayne Bailey was born the son of Ransford and Dianne Bailey on Oct. 7, 1979 ... Was a high school All-American at St. Edwards High School ... Selected as a first-team Division I *Associated Press* All-State pick ... Voted Cleveland area Division I Defensive Player of the Year by the *Cleveland Plain Dealer* and selected as the Cleveland Touchdown Club Player of the Year ... Had 111 tackles with 16 sacks as a senior and finished his high school career with 199 tackles and 26 sacks ... Named to five high school All-American teams.

Tackles:	4	at Cincinnati (10/13/02)
Solos:	3	at Cincinnati (10/13/02) at Cleveland (11/03/02)
Assists:	2	Three times, most recent vs. Arizona (11/09/03)
Sacks:	2.5	at Cincinnati (10/13/02)
Passes Defended:	1	at Tampa Bay (12/23/05) vs. Carolina (12/15/02)
Fumble Recoveries:	1	at Cleveland (11/03/02)



TULLY BANTA-CAIN

LINEBACKER



SUPER BOWLS: 03 04

6-2 ★ 250 lbs ★ Born 8/28/80 ★ Exp (NFL/Patriots): 3/3
GP/GS (Playoffs): 25/0 (5/0) ★ Acq: D7b-03 (239th) ★ California ★ Sunnyvale, Calif.

CAREER TRANSACTIONS

Tully Banta-Cain was drafted by the New England Patriots in the seventh round (239th overall) of the 2003 NFL Draft ... Placed on PUP list (8/26/03) ... Activated from PUP (10/18/03).

CAREER HIGHLIGHTS

Career GP/GS: 25/0 (5/0)

★ Banta-Cain finished second on the team with 23 special teams tackles in 2004.

★ Banta-Cain recorded three takeaways in 2004, intercepting a pass and recovering one fumble on defense and one fumble on special teams.

★ Banta-Cain registered his first career interception when he picked off a J.P. Losman pass intended for Tim Euhus in the fourth quarter of the Patriots' 29-6 victory over Buffalo (11/14/04).

★ Banta-Cain registered his first career sack as a rookie, dropping Drew Bledsoe for a seven-yard loss in the Patriots' 31-0 victory over Buffalo (12/27/03).

SEASONAL REVIEWS

2004 (16/0, 3/0): Finished second on the team with 23 special teams tackles ... Led the team or tied for the team lead in special teams tackles three times ... Registered his first career interception against Buffalo (11/14) ... Recorded his first career fumble recovery in the season finale against San Francisco (1/2). **Indianapolis (9/9):** Played primarily on special teams and registered two tackles on kickoff coverage. **Arizona (9/19):** Saw action on special teams coverage units and recorded one special teams tackle. **Miami (10/10):** Notched one special teams stop on kickoff coverage. **Seattle (10/17):** Recorded a special teams stop. **N.Y. Jets (10/24):** Played on special teams coverage units and registered a special teams tackle. **Pittsburgh (10/31):** Registered a solo special teams tackle. **St. Louis (11/7):** Saw action as a reserve on defense and tallied four defensive tackles (2 solo), setting a career high that he also tied later in the season. **Buffalo (11/14):** Had the most statistically productive game of his career, tallying three tackles (2 solo), 1.5 sacks and an interception while also leading the team with four special teams tackles ...

Dropped Drew Bledsoe for a solo sack and a loss of a yard, then later teamed with Rosevelt Colvin to sack Bledsoe for a 5-yard loss ... Registered his first career interception when he picked off a J.P. Losman pass intended for Tim Euhus. **Kansas City (11/22):** Saw action on special teams and on the defensive line ... Registered a solo stop on special teams coverage

units ... Recorded his first career kickoff return with a 21-yard scamper in the first quarter. **Baltimore (11/28):** Registered two special teams tackles. **Cleveland (12/5):** Tallied a solo tackle on special teams coverage units. **Cincinnati (12/12):** Tied for the team lead with three special teams tackles. **Miami (12/20):** Collected a solo stop on special teams. **N.Y. Jets (12/26):** Led the team with three special teams tackles ... Recovered a fumble on a bouncing kickoff that knocked off a Jets player just before halftime. **San Francisco (1/2):** Registered four tackles (2 solo) and a fumble recovery ... Recovered a Maurice Hicks fumble at the Patriots' 34-yard line, starting a Patriots drive that ended in a touchdown ... Tallied a solo tackle on special teams coverage units. **Indianapolis (1/16):** Saw action on special teams coverage units and as a situational pass rusher ... Tallied a solo tackle on special teams. **Pittsburgh (1/23):** Registered a special teams tackle in the Patriots' 41-27 AFC Championship victory over the Steelers. **Philadelphia (2/6):** Participated on special teams coverage units and on defense during pass rush situations in the Patriots' 24-21 victory over the Eagles in Super Bowl XXXIX.

2003 (9/0, 2/0): Played in nine of the final 10 games after being activated off the Physically Unable to Perform List (10/19/03) ... Registered nine special teams tackles in nine games ... Patriots special teams ranked second in the NFL in punt coverage, allowing just 6.3 yards per punt return ... Registered his first career sack against Buffalo (12/27) ... **Miami (10/19):** Made his NFL debut in the Patriots thrilling 19-13 overtime victory over the Dolphins ... Played on special teams and at linebacker in goal line and pass-rush situations ... Made a special teams stop on Charlie Rogers on the opening kickoff of overtime. **Denver (11/3):** Registered three special teams tackles in the Patriots' 30-26, come-from-behind victory over the Broncos on Monday Night Football

... Stopped Delta O'Neal for a one-yard loss on Ken Walter's 64-yard free kick in the fourth quarter, setting up a key three-and-out. **Indianapolis (11/30):** Participated on special teams and saw time as an outside rusher in passing situations in the Patriots dramatic 38-34 victory over the Colts ... Registered one solo stop in defensive play and one solo special teams tackle ... Stonewalled Terrence Wilkins at the Indianapolis 17 on a kickoff return. **N.Y. Jets (12/20):** Participated on special teams and collected a solo tackle in the Patriots 21-16 victory over the Jets ... Stonewalled Lamont Jordan at the New York 17 for a nine-yard kickoff return. **Buffalo (12/27):** Saw action at out-

EXTRA POINTS

● Tully comes from an athletic family. His cousins include former San Francisco Giants outfielder Jeff Leonard and current NBA forward Rodney Rogers.

● Tully's first name is the product of a dream his mother had the night before he was born.

● Tully was named MVP of the 2003 East-West Shrine Game. He recorded two sacks and forced two fumbles for the West squad.

triots 21-16 victory over the Jets ... Stonewalled Lamont Jordan at the New York 17 for a nine-yard kickoff return. **Buffalo (12/27):** Saw action at out-

side linebacker in the second half and participated on special teams ... Tallied two solo tackles in defensive play, including his first career sack, in the Patriots' 31-0 victory over the Bills in the regular-season finale ... Registered his first career sack, dropping Drew Bledsoe for a seven-yard loss. **Indianapolis (1/18):** Participated on special teams and recorded a tackle in the Patriots 24-14 AFC Championship victory over the Colts. **Carolina (2/1):** Saw action on special teams coverage units in the Patriots' 32-29 Super Bowl XXXVIII victory over the Panthers.

COLLEGE

Banta-Cain finished his collegiate career with 112 tackles (91 solos), 26.5 sacks for 230 yards, 52 stops behind the line of scrimmage, three fumble recoveries and eight forced fumbles in 39 games ... Only Andre Carter (31, 1997-2000) and Regan Upshaw (28, 1993-95) had more quarterback sacks in a career for the Bears ... His 52 stops for losses ranked fourth in school annals ... Arrived at Cal as an outside linebacker, but made the switch to rush end before his sophomore year ... Sprung a personal invite to the Senior Bowl by Dom Capers ... Recorded one of the three sacks in the game. 2002 (Senior): CNN/SI All-American second-team selection ... All-Pac 10 Conference first-team choice, as he finished second in the conference in sacks and tackles for losses ... Named team Defensive Most Valuable Player ... Lined up at weakside defensive end ... Recorded 39 tackles (30 solos) with 13 sacks for 100 yards and 22 stops for losses of 126 yards ... Only Andre Carter (13.5 in 2000) had more sacks in a season for the Bears ... His 22 stops behind the line of scrimmage ranked fourth on the school's season-record list. 2001 (Junior): Recipient of the Brick Muller Award, given to the team's Most Valuable Defensive Lineman ... Started every game, except vs. Arizona at strongside defensive

end ... Recorded 33 tackles (26 solos) with eight sacks and 17 stops for losses of 80 yards. 2000 (Sophomore): Recipient of the Bob Tessier Award as the team's most improved lineman ... Lined up at strongside defensive end ... Recorded 35 tackles (31 solos) with 5.5 sacks for 73 yards and 13 stops for losses of 92 yards. 1999 (Redshirt): Appeared in five games on special teams, recording five tackles (4 solos). 1998 (Freshman): Redshirted as a freshman.

PERSONAL

Tully Banta-Cain was born the son of Adam Cain and Joya Banta on Aug. 28, 1980 in Mountain View, California ... Father played football in the Navy ... Attended Fremont (Mountain View, Calif.) High ... Played a number of positions, including tailback, tight end, defensive end, linebacker and kick returner ... Earned first team All-League honors as an outside linebacker his senior season after being named the league's Defensive Player of the Year as a junior ... Also gained more than 1000 yards as a running back ... Majored in American Studies at California.

SINGLE-GAME CAREER HIGHS

Tackles:	4	vs. San Francisco (01/02/05)
		at St. Louis (11/07/04)
Solos:	2	Three times, most recent vs. San Francisco (01/02/05)
Sacks:	1.5	vs. Buffalo (11/14/04)
Interceptions:	1	vs. Buffalo (11/14/04)
Int. Return Yards:	4	vs. Buffalo (11/14/04)
Passes Defensed:	1	vs. Buffalo (11/14/04)
Special Teams Tackles:	4	vs. Buffalo (11/14/04)

TULLY BANTA-CAIN

Pos: LB **Ht:** 6-2 **Wt:** 250 **Year:** 3rd **Acq:** D7b-03 (239th) **College:** California **Born:** 8/28/80

Regular Season		Tackles						Interceptions						Miscellaneous					
Year	Team	G/S	TT	UT	A	S	Yds	No	Yds	Avg	Lg	TD	PD	FF	FR	Yds	TD	SpT	
2003	Patriots	9/0	3	2	1	1	7	0	0	0	0	0	0	0	0	0	0	9	
2004	Patriots	16/0	11	6	5	1.5	3.5	1	4	4.0	4	0	1	0	1	0	0	23	
Totals - 2 years		25/0	14	8	6	2.5	10.5	1	4	4.0	4	0	1	0	1	0	0	32	
Postseason		Tackles						Interceptions						Miscellaneous					
Year	Team	G/S	TT	UT	A	S	Yds	No	Yds	Avg	Lg	TD	PD	FF	FR	Yds	TD	SpT	
2003	Patriots	2/0	1	0	1	0.0	0.0	0	0	0	0	0	0	0	0	0	0	1	
2004	Patriots	3/0	0	0	0	0.0	0.0	0	0	0	0	0	0	0	0	0	0	2	
Totals - 2 years		5/0	1	0	1	0.0	0.0	0	0	0	0	0	0	0	0	0	0	3	

ADDITIONAL STATISTICS

Kickoff Returns - Career: 1 for 21 yards, at Kansas City (11/22/04)

BANTA-CAIN'S GAME BY GAME

2003 Defensive Stats: 1 tackle, 1 assist, 1 special teams tackle (at Miami 10/19); 3 special teams tackles (at Denver 11/03); 2 special teams tackles (at Indianapolis 11/30); 1 solo tackle, 1 special teams tackle (at N.Y. Jets 12/20); 1 solo tackle, 1 sack, 1 special teams tackle (vs. Buffalo 12/27)

2003 Postseason Stats: 1 special teams tackle (vs. Indianapolis 1/18)

2004	Opponent	P/S	TT	UT	A	S/Yds	PD	FF	FR	SpT	W/L	Score	2004	Opponent	P/S	TT	UT	A	S/Yds	PD	FF	FR	SpT	W/L	Score									
09/09	Indianapolis	p	0	0	0	-	-	-	-	-	2	W 27-24	12/05	at Cleveland	p	0	0	0	-	-	-	-	-	1	W 42-15									
09/19	at Arizona	p	0	0	0	-	-	-	-	-	1	W 23-12	12/12	Cincinnati	p	0	0	0	-	-	-	-	-	3	W 35-28									
10/03	at Buffalo	p	0	0	0	-	-	-	-	-	-	W 31-17	12/20	at Miami	p	0	0	0	-	-	-	-	-	1	L 28-29									
10/10	Miami	p	0	0	0	-	-	-	-	-	-	W 24-10	12/26	at N.Y. Jets	p	0	0	0	-	-	-	-	-	3	W 23-7									
10/17	Seattle	p	0	0	0	-	-	-	-	-	-	W 30-20	01/02	San Francisco	p	4	2	2	-	-	-	-	-	1	W 21-7									
10/24	N.Y. Jets	p	0	0	0	-	-	-	-	-	-	W 13-7	2004 Totals										16/0	11	6	5	153.5	1	4	1	0	1	23	14-2
10/31	at Pittsburgh	p	0	0	0	-	-	-	-	-	-	1	L 20-34	01/16	Indianapolis	p	0	0	0	-	-	-	-	-	-	1	W 20-3							
11/07	at St. Louis	p	4	2	2	-	-	-	-	-	-	W 40-22	01/23	at Pittsburgh	p	0	0	0	-	-	-	-	-	-	1	W 41-27								
11/14	Buffalo	p	3	2	1	153.5	1	4	1	-	4	W 29-6	02/06	* Philadelphia	p	0	0	0	-	-	-	-	-	-	W 24-21									
11/22	at Kansas City	p	0	0	0	-	-	-	-	-	-	1	W 27-19	Postseason Totals										3/0	0	0	0	0	0	0	0	0	2	3-0
11/28	Baltimore	p	0	0	0	-	-	-	-	-	-	2	W 24-3																					



MONTY BEISEL

LINEBACKER

44



6-3 ★ 238 lbs ★ Born 8/20/78 ★ Exp (NFL/Patriots) 5/1
GP/GS (Playoffs): 55/9 (1/0) ★ Acq: UFA(KC)-05 ★ Kansas State ★ Douglass, Kan.

CAREER TRANSACTIONS

Monty Beisel was signed by the Patriots as an unrestricted free agent on April 14, 2005 ... Originally drafted by the Kansas City Chiefs in the fourth round (107th overall) of the 2001 NFL Draft.

CAREER HIGHLIGHTS

★ Beisel broke into the Chiefs' starting lineup in 2004 and finished third on the team with a career high 64 tackles (48 solo) while also notching a career-best 2.5 sacks and his first career interception.

★ In his first three NFL seasons, Beisel averaged nearly 18 special teams tackles per season, culminating in a career-high 22 special teams stops in 2003.

★ Beisel has proven to be a versatile player in his first four NFL seasons. In his pro career, he has seen time at inside linebacker, outside linebacker and defensive end in addition to producing on special teams coverage and return units.

SEASONAL REVIEWS

2004 (11/9 – Kansas City): Played in 11 games with nine starts and finished third on the team with a career high 64 tackles (48 solo) ... Set a career high with 2.5 sacks and also recorded the first interception of his career. **Denver (9/12):** Made his first career start, opening the game at middle linebacker ... Opened the season with his first career interception, snaring a pass from Broncos quarterback Jake Plummer ... Also led the team with seven tackles (4 solo). **Carolina (9/19):** Led the team in tackles for the second consecutive week, recording a career high 13 stops (12 solo). **Baltimore (10/4):** Posted seven tackles and forced a Kyle Boller fumble ... Started the game at middle linebacker and also played at outside linebacker. **Atlanta (10/24):** Combined on a sack of Michael Vick as part of a five-tackle performance. **Tennessee (12/13):** Recorded six tackles (4 solo), including a sack of Billy Volek that produced a loss of six yards. **Denver (12/19):** Returned to the starting lineup as an outside linebacker and notched five tackles (4 solo). **Oakland (12/25):** Dropped Kerry Collins for a nine-yard sack as part of a seven-tackle outing on Christmas Day. **San Diego (1/2):** Picked up a fumble by Chargers running back Michael Turner and returned it nine yards.

2003 (12/0, 1/0 – Kansas City): Appeared in 12 games on special teams and 11 contests on defense ... Produced eight tackles (seven solo), a sack (-1.0 yard) and two quarterback pressures ... Was second on the squad with a career-best 22 special teams stops, a special teams

forced fumble and a partially blocked punt ... Produced a career-high four special teams stops at Houston (9/21) ... Recorded three special teams tackles vs. Cleveland (11/9) ... Had three special teams stops and partially blocked a Kyle Richardson punt at Cincinnati (11/16) ... Recorded his first NFL sack when he dropped Rick Mirer vs. Oakland (11/23) ... Posted two special teams tackles in the club's AFC Divisional Playoff Game vs. Indianapolis (1/11/04).

2002 (16/0 – Kansas City): Played in 16 games on special teams and three games on defense ... Had one tackle on defense and tied for second on the club with 15 special teams stops ... Also returned three kickoffs for 21 yards with one for a fair catch and registered a blocked punt ... Had a seven-yard kickoff return and a special teams tackle at New England (9/22) ... Recorded a five-yard kickoff return at the N.Y. Jets (10/6) ... Blocked a Tom Rouen punt that was recovered by linebacker Glenn Cadrez at the five-yard line to set up a touchdown vs. Denver (10/20) ... Had three special teams tackles apiece vs. Oakland (10/27) and at San Francisco (11/10) ... Returned a kickoff for nine yards at Seattle (11/24) ... Saw duty at linebacker and on special teams vs. Arizona (12/1), making one tackle and one special teams stop ... Saw action at linebacker and made two special teams tackles vs. St. Louis (12/8).

2001 (16/0 – Kansas City): Played in 16 games on special teams and took snaps in 13 games at defensive end ... Produced 13 tackles (7 solo) on defense with two tackles for loss and two quarterback pressures ... Was second on the team with 16 special teams stops ... Had three kickoff returns for 35 yards and forced a fumble on special teams ... Played in his first career NFL game vs.

Oakland (9/9), seeing reserve duty at defensive end and recording a tackle ... Registered a season-high three special teams tackles at Washington (9/30) ... Tallied a career-high seven tackles and a quarterback pressure at the N.Y. Jets (11/11) and also returned the opening kickoff 13 yards ... Forced a Terry Kirby fumble on

a kickoff return at Oakland (12/9), in addition to two special teams tackles and an eight-yard kickoff return ... Had two special teams tackles vs. Denver (12/16) ... Had four tackles and a 14-yard kickoff return at Seattle (1/6/02).

COLLEGE

Played in 44 games (26 starts) at Kansas State ... Finished his career with 192 tackles (110 solo), 22.0

EXTRA POINTS

Monty comes from an athletic family. His father, Doug, played football at Tabor College and his mother, Sandy, played volleyball for one year at Kansas State.

sacks, 45.0 stops for loss and 18 passes defended ... Was a two-time first-team Academic All-Big 12 selection ... Started all 13 games at weakside defensive end as a senior in 2000, leading the team with a career-high 102 tackles (46 solo) ... Led the Wildcats with 20 quarterback pressures and seven pass deflections ... Finished second on the squad with 10.5 sacks and 19.0 stops for loss, while forcing three fumbles ... A consensus first-team All-Big 12 selection ... Started all 11 games at weakside end as a junior, finishing the season with 47 tackles (34 solos), 6.5 sacks, 12.0 stops behind the line, nine quarterback pressures and nine passes defended ... Forced and recovered a pair of fumbles ... An All-Big 12 Conference honorable mention and a second-team Academic All-Big 12 pick ... Played in 11 games with two starts in 1998 ... Recorded 35 tackles (26 solo) with 4.0 sacks, 10.0 tackles behind the line, an interception, a fumble recovery, a forced fumble and a pass defended ... Appeared in nine games as a reserve defensive end in 1997, recording eight tackles with a sack and 4.0 stops for losses ... Majored in Social Sciences/Mass Communications at Kansas State.

PERSONAL

Monty Beisel was born on August 20, 1920. An all-state prep performer who played for his father Doug at Douglass High School in Douglass, Kansas as a senior ... Carried the ball 513 times for 3,693 yards, caught 76 passes for 1,006 yards and finished his career with 58 total touchdowns ... Finished his career at Victoria HS and Douglass HS with 343 tackles, including 55.0 behind the line of scrimmage ... A 1996 Parade All-America selection and an honorable mention All-USA pick by *USA Today* ... A first-team all-state pick by the *Topeka Capital-Journal* ... A track standout who was a two-time winner of the state Class 3A discus and shot titles, as well as a two-time runner-up in the javelin and a finalist in the 100 meters as a senior ... Also lettered in basketball and track ... Named the 1997 High School Athlete of the Year by Bigger, Faster, Stronger Journal ... His father Doug played football at Tabor College, while his mother Sandy played volleyball for one year at Kansas State ... Monty is married (Amanda).

MONTY BEISEL

Pos: LB Ht: 6-3 Wt: 238 Year: 5th Acq: UFA(KC)-05 College: Kansas State Born: 08/20/78

Regular Season			Tackles					Interceptions			Misc.			Kick Returns			
Year	Team	P/S	TT	UT	A	S	Yds	No	Yds	PD	FF	FR	SpT	KR	FC	Yds	TD
2001	Chiefs	16/0	13	7	6	0	0	0	0	0	0	0	16	3	0	35	0
2002	Chiefs	16/0	1	1	0	0	0	0	0	0	0	0	15	3	1	21	0
2003	Chiefs	12/0	8	7	1	1	0	0	0	0	0	0	22	0	0	0	0
2004	Chiefs	11/9	64	48	16	2.5	17.5	1	-1	1	1	1	5	0	0	0	0
Totals-4 years		55/9	86	63	23	3.5	17.5	1	-1	1	1	1	58	6	1	56	0
Postseason			Tackles					Interceptions			Misc.			Kick Returns			
Year	Team	P/S	TT	UT	A	S	Yds	No	Yds	PD	FF	FR	SpT	KR	FC	Yds	TD
2003	Chiefs	1/0	0	0	0	0	0	0	0	0	0	0	2	0	0	0	0

ADDITIONAL STATISTICS

Blocked Punts — Career: 1 (10/20/02 at Denver)

Forced Fumbles on Punt Returns — Career: 1 (10/05/03 vs. Denver)

CLOSEST SUPER BOWL GAMES

Season	Game	Winner	Loser	Score	Margin
1990	XXV	N.Y. Giants	Buffalo	20-19	1
2004	XXXIX	New England	Philadelphia	24-21	3
2003	XXXVIII	New England	Carolina	32-29	3
2001	XXXVI	New England	St. Louis Rams	20-17	3
1970	V	Baltimore Colts	Dallas	16-13	3
1988	XXIII	San Francisco	Cincinnati	20-16	4
1978	XIII	Pittsburgh	Dallas	35-31	4
1975	X	Pittsburgh	Dallas	21-17	4
1981	XVI	San Francisco	Cincinnati	26-21	5
1999	XXXIV	St. Louis Rams	Tennessee Titans	23-16	7
1997	XXXII	Denver	Green Bay	31-24	7
1972	VII	Miami	Washington	14-7	7
1968	III	N.Y. Jets	Baltimore Colts	16-7	9
1995	XXX	Dallas	Pittsburgh	27-17	10
1982	XVII	Washington	Miami	27-17	10
1974	IX	Pittsburgh	Minnesota	16-6	10



TOM BRADY QUARTERBACK



SUPER BOWLS: 01 03 04

PRO BOWLS: 01 04

6-4 ★ 225 lbs. ★ Born 8/3/77 ★ Exp. (NFL/Patriots): 6/6
GP/GS (Playoffs): 64/62 (9/9) ★ Acq: D6b-00 (199th) ★ Michigan ★ San Mateo, Calif

CAREER TRANSACTIONS

Tom Brady was drafted by the New England Patriots in the sixth round (199th overall) of the 2000 NFL Draft.

CAREER HIGHLIGHTS

Career GP/GS: 64/62 (9/9)

★ Brady enters 2005 with a record of 57-14 (.803) in regular-season and playoff games. It is the best record of any NFL quarterback in the Super Bowl Era (since 1966) with at least 40 starts.

★ Brady is the only quarterback in NFL history to start and win three Super Bowls before his 28th birthday, having quarterbacked the Patriots to victories in Super Bowl XXXVI when he was 24 years old, Super Bowl XXXVIII (26) and Super Bowl XXXIX (27).

★ Brady is the fourth quarterback in NFL history to lead his team to three or more Super Bowl wins, joining Terry Bradshaw (4), Joe Montana (4) and Troy Aikman (3).

★ Brady owns two Pete Rozelle Awards as Super Bowl MVP (XXXVI and XXXVIII). He is just the fourth player in Super Bowl history to earn multiple MVP awards, joining Joe Montana, Terry Bradshaw and Bart Starr, all three of whom are enshrined in the Pro Football Hall of Fame.

★ Brady enters 2005 with a 19-2 record in games where the final margin was less than a touchdown, including a 5-0 playoff record and a 3-0 Super Bowl record in such games.

★ Brady enters the 2005 season having started 62 consecutive games for the Patriots, good for the fifth-longest streak among active NFL quarterbacks (trailing Brett Favre, Peyton Manning, Trent Green and Aaron Brooks).

★ Brady enters 2005 as the NFL's all-time leader in overtime wins without a defeat, recording a perfect 7-0 mark in overtime in his career. Terry Bradshaw is the only other quarterback to be undefeated in at least five overtime games, posting a 5-0 record.

★ Brady enters 2005 as the Patriots' all-time leader in career completion percentage (61.6 percent) and passer rating (87.5).

★ Brady has orchestrated 17 game-winning drives to break a tie or take the lead in the fourth quarter or overtime. Five of his game-winning efforts have come in the postseason, where he has played in nine games.

★ Brady has led a game-winning drive to break a tie or take the lead in the fourth quarter of each of the Patriots'

three Super Bowl victories, becoming the only quarterback in NFL history to lead three such game-winning drives in the Super Bowl.

★ Brady set a career high in 2004 with a 92.6 passer rating, the second highest rating in Patriots history among players with at least 150 attempts (Tony Eason, 93.4 in 1984).

★ In 2004, Brady averaged 7.79 yards per pass attempt — more than a full yard higher than his career mark of 6.62 yards per attempt heading into the 2004 season.

★ Brady tied his career high and ranked second in the AFC with 28 touchdown passes in 2004.

★ Brady owns the Super Bowl record for pass completions in a game, connecting on 32 passes in Super Bowl XXXVIII.

★ Brady has won his first nine playoff games, setting an NFL record for the most consecutive playoff wins to begin a career.

★ Brady recorded 10 passer ratings over 100.0 in 2004, including a 110.2 rating in Super Bowl XXXIX. He has recorded 26 ratings over 100.0 in his career, and the Patriots are 26-0 in those games.

★ Brady has a career record of 39-5 (.886) in games played after November 1, including a perfect 9-0 playoff mark.

★ Brady was voted an offensive captain by his teammates in 2002, 2003 and 2004.

★ Brady completed a streak of throwing for at least one touchdown in 15 straight games, including playoffs (12/14/03 — 11/22/04), recording the longest such streak in Patriots history.

★ Brady led the NFL with 28 touchdown passes in 2002 and became the first Patriot to lead the league in touchdown passes since Steve Grogan shared the lead with Cleveland's Brian Sipe (28) in 1979.

★ Brady tied an NFL record by distributing his 28 touchdown passes to 11 different players in 2002. He joins Sammy Baugh, Washington (1947); Dan Marino, Miami (1985); and Vinny Testaverde, Baltimore (1996).

★ Brady set a franchise single-game record by completing 84.6 percent of his passes (22-26) at Buffalo (11/03/02, min. 20 attempts).

★ Brady threw at least two touchdown passes in each of the first five games of the 2002 season, the first Patriot to accomplish that feat and the first Patriot to

EXTRA POINTS

● Tom donated his Super Bowl XXXVIII MVP award, a Cadillac XLR Roadster, to his high school's annual auction. The auction raised \$357,254 for the Junipero Serra High School Capital Campaign.

● During the 2004 season, Tom surprised students at North Elementary School in Seekonk, Mass. as part of the NFL's Take a Player to School Day.

● After the 2003 season, Tom was a guest at President Bush's State of the Union Address and met Pope John Paul II during a visit to Vatican City.

● Tom hosted *Saturday Night Live* in April, 2005.

● Tom's teams have won their final game of the season in seven of the last eight years. The last time he experienced a season-ending loss was 2000.

WINNINGEST QUARTERBACKS OF THE SUPER BOWL ERA

CAREER WINNING PERCENTAGE

Tom Brady enters 2005 as the winningest quarterback in the Super Bowl Era (since 1966) among signal callers who have made at least 40 starts. He is one of just four quarterbacks in the Super Bowl Era to own a career winning percentage above 70 percent.

Minimum 40 Starts, Regular Season Only

Player	Team	Years	W	L	Pct.
Tom Brady	NE	2000-Pres.	48	14	.774
Roger Staubach	DAL	1969-79	85	29	.746
Joe Montana	SF/KC	1979-94	117	47	.713
Donovan McNabb	PHI	1999-Pres.	56	23	.709

throw for at least two touchdowns in five straight games in a single season since Butch Songin (10/23/60—11/18/60).

★ Brady (24 years, 184 days old) was voted MVP of Super Bowl XXXVI and was the third-youngest player to earn the honor (Marcus Allen, 23 years and 301 days at Super Bowl XVIII and Lynn Swann, 23 years, 316 days at Super Bowl X).

★ Brady was voted to the 2001 Pro Bowl and became just the second Patriots quarterback to receive the honor (Drew Bledsoe, 1994, 1996 and 1997). He also became just the fifth quarterback since 1970 to be voted to the Pro Bowl in his first year as a starter, joining Dan Marino (1983), Brett Favre (1992), Kurt Warner (1999) and Daunte Culpepper (2000).

★ Brady threw for 53 yards on the Patriots' game-winning drive in Super Bowl XXXVI, completing five of his eight passes. Two of his pass attempts were spiked to kill the game clock. With just 1:21 remaining, he moved the Patriots into field goal position without the benefit of timeouts.

★ Brady ranks as the most efficient quarterback in Patriots history with a 61.6 career completion percentage (1243-2018). In 2001, Brady established a Patriots single-season franchise record by completing 63.9 percent of his passes.

★ Brady is the highest rated passer in Patriots history, with a 87.5 career rating. Tony Eason (1983-89) ranks second with an 80.6 rating.

★ Brady completed over 70 percent of his passes in four consecutive games during the 2001 season and joined an exclusive club of quarterbacks who accomplished the feat. He joined Joe Montana (8 games, 1989), Troy Aikman (4, 1995), Steve Young (4, 1993) and Sammy Baugh (4, 1945).

★ Brady completed the first 162 passes of his career without an interception. It was the longest streak to start a career in NFL history and ranks third for most attempts without an interception in Patriots franchise history.

SEASONAL REVIEWS

2004 (16/16, 3/3): Started all 16 games for the third consecutive season ... Named to his second career Pro Bowl ... Registered a career-high 92.6 passer rating, the second highest rating in Patriots history ... Finished second in the AFC and tied his career high with 28 touchdown passes ... Led the NFL with a 109.4 passer rating in the playoffs and was the only playoff quarterback to not throw an interception in 2004 ... Was voted an offensive captain for the 2004 season by his teammates. **Indianapolis (9/9):** Completed 26 of 38 passes for 335 yards and three touchdowns in the Patriots' 27-24 victory over the Colts ... Registered his seventh career three touchdown pass performance, his first of two three-touchdown games on the year ... Collected his first touchdown toss of the season by finding Deion

Branch in the end zone for a 16-yard scoring strike in the second quarter ... Found a wide open David Patten down the right sideline for a 25-yard touchdown to give the Patriots a 20-17 lead in the third quarter. **Arizona (9/19):** Connected on 15 of 26 passes for 219 yards and two touchdowns in the Patriots' 23-12 victory over the Cardinals ... Found Daniel Graham with two touchdown passes in the first half, giving the Patriots a 14-0 lead. **Buffalo (10/3):** Completed 17 of 30 passes for 298 yards and two touchdowns in the Patriots' 31-17 victory over the Bills ... Registered a 112.9 quarterback rating, his third highest rating in the 2004 regular season ... Found a wide-open David Patten over the middle for a 30-yard touchdown pass to knot the score at 17 in the second quarter ... Executed a perfect play-action fake and connected with Daniel Graham in the back of the end zone for a 2-yard touchdown toss to give the Patriots a 24-17 lead early in the fourth quarter. **Miami (10/10):** Completed seven of 19 passes for 76 yards and two touchdowns in the Patriots' 24-10 victory over the Dolphins ... Gave the Patriots an early 7-0 lead with a 1-yard touchdown toss to Daniel Graham in the first quarter. **Seattle (10/17):** Connected on 19 of 30 passes for 231 yards and a touchdown in the Patriots' 30-20 victory over the Seahawks ... Found David Patten in the flat for a 6-yard touchdown to give the Patriots a 17-0 lead early in the second quarter ... Converted a key third-and-seven late in the fourth quarter on a 48-yard hookup with Bethel Johnson. **N.Y. Jets (10/24):** Completed 20 of 29 passes for 230 yards and a touchdown for a 104.1 quarterback rating in the Patriots' 13-7 win over the N.Y. Jets ... Connected with a streaking David Givens for a 42-yard reception down the left sideline in the second quarter ... Found David Patten in the back of the end zone for a 7-yard touchdown toss to give the Patriots a 13-7 lead with five seconds remaining in the first half. **Pittsburgh (10/31):** Connected on 25 of 43 passes for 217 yards and two touchdowns against the Steelers ... Hooked up with David Givens for a pair of touchdowns. **St. Louis (11/7):** Completed 18 of 31 passes for 234 yards and two touchdowns for a 103.4 quarterback rating in the Patriots' 40-22 road win over the Rams ... Found a diving Mike Vrabel in the corner of the end zone for a 2-yard touchdown toss in the second quarter ... Connected with David Givens for a 50-yard reception in the second stanza, his longest pass play of the regular season. **Buffalo (11/14):** Completed 19 of 35 passes for 233 yards and two touchdowns in the Patriots' commanding 29-6 victory over the Bills ... Hooked up with a streaking Bethel Johnson for a 47-yard connection in the second quarter ... Found David Patten in the end zone for a 13-yard touchdown to give the Patriots a 13-0 lead in the second quarter. **Kansas City (11/22):** Completed 17 of 26 passes for 315 yards and a touchdown in the Patriots' 27-19 Monday night victory over the Chiefs ... Recorded a 119.9 passer rating, his second highest rating of the regular season ... Set up the Patriots' first touchdown of the evening with a pair of third-down completions to Daniel Graham and Deion Branch on the opening drive of the game ... Converted a key third-and-seven in the third quarter with a 46-yard bomb to a streaking David Patten down the left sideline ... On the next play, found Deion Branch over the middle for a 26-yard touchdown pass to give the Patriots a 24-13 lead in the third quarter. **Baltimore (11/28):** Completed 15 of 30 passes for 172 yards in the Patriots' 24-3 victory over the Ravens ... Moved into third place on the Patriots' all-time completion list (1,141 completions) with a 22-yard connection to Daniel Graham in the first quarter. **Cleveland (12/5):** Completed 11 of 20 passes for 157 yards and a touchdown

in the Patriots' 42-15 victory over the Browns ... Found a streaking David Patten in stride for a 44-yard touchdown to give the Patriots a 42-7 lead in the third quarter. **Cincinnati (12/12):** Connected on 18 of 26 passes for 260 yards and two touchdowns in the Patriots' AFC East-clinching 35-28 victory over the Bengals ... Recorded a 127.1 quarterback rating, his highest rating of the regular-season and the fourth-highest rating of his regular-season career ... Gave the Patriots a 14-7 advantage with a 48-yard touchdown toss to David Patten on a play-action pass in the second quarter ... Completed a 7-yard pass to Patrick Pass while sitting on the ground in the third quarter. **Miami (12/20):** Completed 18 of 29 passes for 171 yards and three touchdowns ... Floated a 31-yard touchdown pass to Kevin Faulk down the middle of the field to give the Patriots' a 7-0 lead in the first quarter ... Connected with Daniel Graham in the corner of the end zone for a 2-yard touchdown toss to give the Patriots a 28-17 advantage with 3:59 remaining in the game. **N.Y. Jets (12/26):** Connected on 21 of 32 passes for 264 yards and two touchdowns in the Patriots' 23-7 victory over the Jets ... Gave the Patriots a 10-0 lead with a 16-yard touchdown to Daniel Graham on a play-action pass in the second quarter. **San Francisco (1/2):** Completed 22 of 30 passes for 226 yards and two touchdowns in the Patriots' 21-7 victory over the 49ers ... Completed 73.3 percent of his passes, his best mark in the 2004 season and his third best completion percentage of his career ... Tied the score at seven with a 1-yard touchdown toss to Mike Vabel in the second quarter ... Connected with Deion Branch for an 8-yard touchdown toss to give the Patriots a 14-7 lead in the third quarter. **Indianapolis (1/16):** Completed 18 of 27 passes for 144 yards and a touchdown for a 92.2 passer rating in the Patriots' 20-3 victory over the Colts ... Ran for his second career postseason touchdown ... Connected with David Givens for a 5-yard touchdown pass on third-and-five to give the Patriots a 13-3 lead with 1:30 remaining in the third quarter ... Gave the Patriots a commanding 20-3 lead with a 1-yard touchdown plunge with 7:10 remaining in the game. **Pittsburgh (1/23):** Connected on 14 of 21 passes for 207 yards and two touchdowns in the Patriots' 41-27 AFC Championship victory over the Steelers ... Amassed a 130.5 quarterback rating, the highest rating of his playoff career and the fourth highest rating in any game in his career ... Found a streaking Deion Branch for a season-long 60-yard touchdown bomb in the first quarter, recording the longest pass completion in Patriots postseason history and the second longest play from scrimmage in Patriots postseason history ... Became the Patriots' all-time playoff touchdown leader with the 60-yard scoring pass, the eighth passing touchdown of his playoff career. **Philadelphia (2/6):** Completed 23 of 33 passes for 236 yards and two touchdowns for a 110.2 quarterback rating in the Patriots' 24-21 victory over the Eagles in Super Bowl XXXIX ... Extended the Patriots' first scoring drive with a 7-yard pass to Deion Branch on third-and-three late in the second quarter ... Tied the score at seven with a 4-yard touchdown toss to David Givens in the second quarter ... Found Mike Vabel for a 2-yard scoring strike to give the Patriots a 14-7 lead in the third quarter ... Tied Bart Starr for the NFL record with his ninth consecutive playoff victory.

2003 (16/16, 3/3): Named Super Bowl XXXVIII MVP after completing 32 of 48 passes for 354 yards and three touchdowns as the Patriots beat Carolina 32-29 and won their second title in three seasons ... Capped off a regular season in which he completed 317 passes for 3,620 yards and 23 touchdowns ... Ranked second in the AFC in pass attempts (527), third in passing yards (3,620) and

fourth in completions (317) ... Recorded three touchdown passes of 50 yards or more ... Completed seven passes for 45 yards or more ... Recorded six games with a passer rating of more than 100.0 ... Did not throw an interception at home in the regular season. **Philadelphia (9/14):** Completed 68.2 percent of his passes and threw for three touchdowns without an interception in the Patriots' 31-10 victory over the Eagles ... Connected with 10 different receivers and amassed 255 yards passing ... Found tight end Christian Fauria for two first-half touchdowns ... Connected with Deion Branch for a 26-yard touchdown after a play action fake froze the defense on third-and-one in the third quarter ... Completed 20 of 29 passes for 177 yards and two touchdowns in the first half ... Marked the fourth time in his career he completed 20 or more passes in a half. **N.Y. Jets (9/21):** Completed 15 of 25 passes for 181 yards in the Patriots' 23-16 victory over the Jets in the 2003 home opener ... Scored the Patriots first touchdown of the afternoon and the second rushing touchdown of his career on a 1-yard scamper ... Utilized the tight end combination of Christian Fauria and Daniel Graham, completing five passes to the duo for 86 yards. **Washington (9/28):** Completed 65.8 percent of his passes for 289 yards and two touchdowns ... Opened some more running room for Deion Branch with a solid block on an 11-yard reverse during the opening drive. **Tennessee (10/5):** Completed 17 of 31 passes for 219 yards and one touchdown in the Patriots' 38-30 victory over the Titans ... Connected with Troy Brown on an over-the shoulder 58-yard touchdown pass down the left sideline to give the Patriots a 7-6 lead ... Completed passes of more than 10 yards to six different receivers. **N.Y. Giants (10/12):** Completed passes to six different receivers for 112 yards in the Patriots' 17-6 victory over the Giants ... Connected on four of four passes for 81 yards, including three completions of more than 15 yards, on the Patriots touchdown drive in the third quarter. **Miami (10/19):** Completed 70.6 percent of his passes for 283 yards and two touchdowns in a 19-13 overtime win in Miami ... Spotted a sprinting Troy Brown behind the coverage of Brock Marion and Sammy Knight and connected with him for an 82-yard touchdown reception for the game-winning score in overtime ... The toss was the second longest completion of his career (91-yard touchdown to David Patten at Indianapolis, 10/21/01) ... Connected with David Givens for a 24-yard touchdown that tied the game at 13-13 with 1:55 remaining in the third quarter. **Cleveland (10/26):** Completed 20 of 33 passes for 259 yards in the Patriots' 9-3 win over the Browns ... Did not throw an interception for the fourth consecutive week, marking the second time in his career he has started four games in a row without throwing a pick, matching his career high ... Found a streaking Bethel Johnson down the left sideline for a 45-yard reception on the Patriots first offensive play of the game. **Denver (11/3):** Named AFC Offensive Player of the Week, FedEx Air Player of the Week and Snickers Hungriest Player of the Game after completing 20 of 35 passes for 350 yards and three touchdowns in New England's thrilling 30-26 come-from-behind victory over the Broncos on Monday Night Football ... Connected on four of five passes for 58 yards in the Patriots game-winning touchdown drive in the fourth quarter ... Concluded the six-play, game-winning drive by finding David Givens for an 18-yard touchdown strike in the corner of the end zone with 30 seconds remaining in the game ... Executed a perfect play-action fake and found a streaking Deion Branch behind the secondary for a 66-yard touchdown pass to even the score at 7-7. **Dallas (11/16):** Completed 15 of 34 passes for 212 yards in the Patriots' 12-0 win over the Cowboys ... Lofted up a pass that was

hauled in by David Givens for a 57-yard reception down to the Cowboys 2-yard line in the second quarter ... The big play catch set up an Antowain Smith touchdown plunge on the next play, giving the Patriots a 9-0 advantage. **Houston (11/23):** Connected on 29 of 47 passes for 368 yards and two touchdowns in the Patriots' come-from-behind 23-20 overtime victory over the Texans ... Engineered the 12th fourth quarter or overtime comeback of his career ... Rolled out on a bootleg and found Graham in the end zone for a four-yard touchdown on fourth-and-one to tie the game at 20 with 40 seconds remaining in regulation ... Improved his career record to 7-0 in overtime contests. **Indianapolis (11/30):** Connected on 26 of 35 passes (.743 completion percentage) for 236 yards and two touchdowns in the Patriots' dramatic 38-34 victory over the Colts ... Completed his first 12 passes for 106 yards to start the game ... Connected with Dedric Ward for a 31-yard touchdown strike on a slant route to make the score 17-0 ... Executed an excellent play-action fake and found Deion Branch in the corner of the end zone for the game-winning 13-yard touchdown with 8:41 remaining in the game. **Miami (12/7):** Completed 16 of 31 passes for 163 yards in the Patriots' AFC East-clinching 12-0 victory over the Dolphins ... Connected with Deion Branch six times for 93 yards, including five times for first-down yardage ... Executed a perfect pooch punt, dropping the ball at the Dolphins one-yard line, which set up Jarvis Green's safety on the ensuing Miami drive. **Jacksonville (12/14):** Registered a quarterback rating of 103.6 after connecting on 22 of 34 passes for 228

BEST CAREER OVERTIME RECORD (MIN: 5 GAMES)

	W-L	Pct.	Yrs in NFL
Tom Brady	7-0	1.000	5
Terry Bradshaw	5-0	1.000	14
Ken Stabler	6-1	.857	15
Jake Plummer	5-1	.833	7
Jim Kelly	6-2	.750	11
Ken O'Brien	4-1-1	.750	10

Regular and postseason games combined.

yards and two touchdowns in the Patriots' 27-13 victory over Jacksonville ... Found a wide open Daniel Graham for a 27-yard touchdown toss to give the Patriots an early 7-0 lead ... Found Troy Brown in the corner of the end zone for a 10-yard touchdown reception to give the Patriots a 20-6 advantage. **N.Y. Jets (12/20):** Completed 15 of 25 passes for 138 yards and two touchdowns in the Patriots' 21-16 win over the Jets ... On the Patriots first play from scrimmage, executed a nice play action fake and found a wide open David Givens in the end zone for a 35-yard touchdown pass to make the score 7-0 ... Eclipsed 10,000 career passing yards with an 18-yard reception to Deion Branch in the third quarter. **Buffalo (12/27):** Named AFC Offensive Player of the Week for his four-touchdown performance against the Bills ... Registered a season-high 122.9 quarterback rating while completing 21 of 32 passes for 204 yards and a season-high four touchdowns in the Patriots' 31-0 victory over the Bills ... It was his third consecutive game with a 100.0+ rating ... Completed touchdown tosses to four different receivers: Daniel Graham, Bethel Johnson, Troy Brown and David Givens. **Tennessee (1/10):** Completed 21 of 41 passes for 201 yards and a touchdown in the Patriots' 17-14 divisional playoff victory over the Titans ... Hooked up with Bethel Johnson for a 41-yard touchdown reception to give the Patriots a 7-0 lead ... Supplied a key block to spring Bethel Johnson for a 14-yard gain on third-and-13 in the first quarter ... Completed passes to 10 different receivers. **Indianapolis (1/18):** Connected on 22 of 37 passes for 237 yards and a touchdown in the Patriots' 24-14 AFC Championship victory over the Colts ... Converted a key fourth-and-one on the opening drive of the game with a two-yard sneak ... Connected with David Givens for a seven-yard touchdown reception on a nice hitch-and-go in the first quarter to give the Patriots an early 7-0 lead in the first quarter. **Carolina (2/1):** Earned Super Bowl MVP honors after completing 32 of 48 passes for 354 yards and three touchdowns ... Completed four of five passes in the final 1:08 to lead the Patriots on a Super Bowl-winning drive that culminated in Adam Vinatieri's winning boot with four seconds left ... Set up the Patriots second touchdown by finding a streaking Deion Branch for a 52-yard reception to the Carolina 14 ... Connected with linebacker Mike Vrabel for a one-yard touchdown pass to give the Patriots a 29-22 lead with 2:51 remaining in the fourth quarter.

2002 (16/16): Brady led the league with 28 touchdown passes ... Completed 373 of 601 passes for 3,764 yards while starting all 16 games at quarterback for the Patriots ... Ranked third in the AFC in attempts (601), fourth in completions (373) and fourth in the AFC in passing yards (3,764) ... He threw only 14 interceptions, including just five in his last 351 pass attempts ... Posted a touchdowns-to-interception ratio of +14 in 2002, the fourth highest total in the NFL ... Recorded six ratings of over 100.0 in 2002 (all victories), the highest single-season total by a Patriot since Drew Bledsoe recorded seven during the 1996 season ... Completed

BRADY'S RECORD IN CLOSE GAMES

CLOSE CALLS

Tom Brady enters 2005 having compiled a sparkling 19-2 record as a starter in games where the final margin was less than a touchdown, including a 5-0 postseason record in such games. Since Brady took over as the starting quarterback early in the 2001 season, the Patriots have lost just two games by less than a touchdown.

19-2 in games decided by six points or less

Date	Opp.	Score	Result	Margin
02/06/05	PHI^	24-21	W	+3
12/20/04	at MIA	28-29	L	-1
10/24/04	NYJ	13-7	W	+6
09/09/04	IND	27-24	W	+3
02/01/04	CAR^	32-29	W	+3
01/10/04	TEN*	17-14	W	+3
12/20/03	at NYJ	21-16	W	+5
11/30/03	at IND	38-34	W	+4
11/23/03	at HST	23-20	ot W	+3
11/03/03	at DEN	30-26	W	+4
10/26/03	CLE	9-3	W	+6
10/19/03	at MIA	19-13	ot W	+6
09/28/03	at WAS	17-20	L	-3
12/29/02	MIA	27-24	ot W	+3
11/10/02	at CHI	33-30	W	+3
09/22/02	KC	41-38	ot W	+3
02/03/02	STL^	20-17	W	+3
01/19/02	OAK*	16-13	ot W	+3
12/16/01	at BUF	12-9	W	+3
12/02/01	at NYJ	17-16	W	+1
10/14/01	SD	29-26	ot W	+3

^Super Bowl *Divisional Playoffs

a touchdown pass in the first nine games of the season ... Named AFC Offensive Player of the Week twice: vs. Pittsburgh (9/9) and at Buffalo (11/3) ... Amassed a career-high 410 passing yards vs. Kansas City (9/22) which ranks as the sixth most prolific single-game passing performance in Patriots history ... Set or tied single-game career highs in attempts, completions, yards, completion percentage and touchdowns ... Converted all nine of his rushing attempts on third-and-one. **Pittsburgh (9/9):** Completed 67.4 percent of his passes and threw for 294 yards and three touchdowns without an interception in the Patriots 30-14 win over the Steelers on Monday Night Football ... Threw the ball on 25 straight plays between the first and third quarters, completing 18 of those passes ... Named Monday Night Football player of the game ... Hooked up with tight end Christian Fauria for a four-yard touchdown pass in the first quarter for the first touchdown in Gillette Stadium history. **N.Y. Jets (9/15):** Completed 71 percent of his passes for 269 yards in leading the Patriots to a 44-7 win over the Jets ... Had his second straight game with a passer rating of over 100, checking in at 100.8 ... Completed a season-long, 49-yard touchdown pass to Deion Branch ... Opened the scoring by finding Cam Cleeland for a one-yard touchdown in the second quarter, capping a six-play, 80-yard drive. **Kansas City (9/22):** Became the fifth quarterback in Patriots history to throw for over 400 yards in a game, completing 72 percent of his passes and throwing for four touchdowns in the Patriots 41-38 overtime win over the Chiefs ... His 410 yards ranks as the sixth most prolific single-game passing performance in Patriots history ... Completed a career-high 39 passes, tying him for second place on the Patriots single-game completions list ... Set or tied career-highs for completions (39), yards (410) and touchdowns (4) ... Threw a nine-yard touchdown strike to Troy Brown while under tremendous pressure to set up a two-point conversion that tied the game at 17 in the third quarter ... In overtime, led the Patriots 53 yards in eight plays while completing four of five passes to set up Adam Vinatieri's game-winning, 35-yard field goal. **San Diego (9/29):** Completed 36 of 53 passes for 353 yards and two touchdowns against the Chargers ... Threw for over 350 yards for the second straight week ... Found Christian Fauria in the back of the end zone for a five-yard touchdown pass on the Patriots first possession of the game ... Threw a touch-

ACTIVE QUARTERBACKS WINNING PERCENTAGE

RECORDING SUCCESS

Tom Brady enters the 2005 season having quarterbacked the Patriots to victories in 48 of his 62 regular-season starts during his career, compiling a .774 winning percentage and giving him the best record of any active quarterback in the NFL who has a full season of starts under his belt. Including his 9-0 record in the playoffs, he is 57-14 (.803) as a starter.

Minimum 16 Starts, Regular Season Only

Quarterback, Team(s)	W	L	T	Pct.
Tom Brady, NE	48	14	0	.774
Marc Bulger, STL	26	10	0	.722
Donovan McNabb, PHI	56	23	0	.709
Kurt Warner, STL/NYG	40	19	0	.678
Brett Favre, GB	135	70	0	.659
Michael Vick, ATL	23	12	1	.657
Jay Fiedler, JAX/MIA	37	23	0	.617
Steve McNair, TEN	72	45	0	.615
Chad Pennington, NYJ	20	14	0	.588

QUARTERBACKS TAKEN IN 2000 NFL DRAFT

CLASS OF 2000

Tom Brady was the seventh quarterback selected in the 2000 NFL Draft, selected by the Patriots in the sixth round with the 199th overall pick. Of the six quarterbacks taken ahead of Brady, two were NFL starters in 2004, three were in the Canadian Football League in 2004. Below is a breakdown of the signal callers drafted in 2000.

Rd	Pk	Player	Taken By	2004 Season Status
1	18	Chad Pennington	NYJ	Starting QB, N.Y. Jets
3	65	Giovanni Carmazzi	SF	CFL (B.C. Lions)
3	75	Chris Redman	BAL	Out of Football
5	163	Tee Martin	PIT	CFL (Winnipeg Blue Bombers)
6	168	Marc Bulger	NO	Starting QB, St. Louis Rams
6	183	Spergon Wynn	CLW	CFL (B.C. Lions)
6	199	Tom Brady	NE	Starting QB, Patriots
6	202	Todd Husak	WAS	Released by Cleveland (8/31/04)
6	205	JaJuan Seider	SD	Out of Football
7	212	Tim Rattay	SF	Starting QB, 49ers
7	214	Jarious Hamilton	DEN	Released by Denver (7/27/04)
7	234	Joe Mackilton	TB	Practice Squad, Indianapolis

down pass to linebacker Mike Vrabel, who lined up as a tight end on third-and-goal from the one-yard line in the third quarter. **Miami (10/6):** Notched his fifth straight game with two or more touchdown passes, the first time in Patriots history a quarterback has accomplished the feat to begin a season ... Threw a pair of touchdown passes to David Patten (34 and 25 yards) and increased his season total to 13 through Week Five. **Green Bay (10/13):** Connected with rookie David Givens for a touchdown from four yards out ... Givens became the 10th different recipient of a Brady touchdown toss in 2002. **Buffalo (11/3):** Completed a franchise-best 84.6 percent of his passes, connecting on 22 of 26 attempts for 265 yards and three touchdowns as the Patriots defeated the Bills 38-7 in Buffalo ... Recorded a passer rating of 147.6, which ranks as the third most prolific rating in Patriots history (minimum 20 attempts) ... Did not throw an interception for the second straight week ... Completed his first 10 passes of the game, including a five-yard touchdown pass to Christian Fauria ... Threw two touchdown passes to running back Antowain Smith, both on third-and-long. **Chicago (11/10):** Orchestrated his fifth career fourth-quarter comeback, as the Patriots rebounded after trailing 27-6 in the third quarter and 30-19 with less than five minutes left in the game to win 33-30 ... Attempted a career-high 55 passes, 39 of which came in the second half ... Completed nine of 14 passes for 116 yards and two touchdowns in the final 5:16 to bring the Patriots back from a 30-19 deficit ... Threw three touchdown passes on the afternoon, including a game-winning, 20-yard touchdown pass to David Patten, who made a tiptoe grab in the back of the end zone with 21 seconds left ... Called his own number and gained three yards on a quarterback sneak when the Patriots faced a fourth-and-three with less than a minute left in the game, trailing by five points ... Attempted 14 passes in 15 plays on the Patriots last two touchdown drives, with the only non-passing play coming on his quarterback sneak ... Helped to swat the ball away from Chicago's Bryan Robinson before the defensive lineman could gain control of the ball as the Bears came close to securing a game-ending interception with 1:21 to go in the game ... Ran for 13 yards on third-and-seven, extending a Patriots fourth-quarter field goal drive ... Threw two

HONORS AND AWARDS

2004

Pro Bowl

Sporting News Sportsman of the Year

Sports Illustrated NFL Player of the Year

Monday Night Football Hungriest Player Award (Wk 9)

2003

Super Bowl XXXVIII MVP

NFL MVP – Dallas Morning News and SI.com

NFL.com FedEx Air Player of the Week (Wk 9 & Wk 17)

AFC Offensive Player of the Week (Wk 9 & Wk 17)

Monday Night Football Hungriest Player Award (Wk 9)

USA Today's All-Joe Team

2002

AFC Offensive Player of the Week (Wk 1 & Wk 9)

Monday Night Football Horse Trailer

Player of the Game (Wk 1)

2001

Pro Bowl

Super Bowl XXXVI MVP

All Terry Team (Fox's Terry Bradshaw)

AFC Offensive Player of the Week (Wk 5 & Wk 11)

Miller Lite NFL Player of the Week (Wk 12)

Patriots Miller Lite Player of the Week (Wk 5 & Wk 12)

Shaw's 12th Player Award

touchdown passes to running back Kevin Faulk, with the second coming on a 36-yard toss with 2:46 left in the game to cut the Patriots deficit to five points. **Oakland (11/17):** Began the game in a groove, connecting on his first seven passes on the Patriots opening drive, hitting five different receivers for a total of 34 yards as they opened the game with a 36-yard field goal ... Finished the game without an interception for the third time in four weeks ... Snapped a string of 11 straight games with a touchdown pass. **Minnesota (11/24):** Threw touchdown passes on the Patriots first three possessions of the game, kick-starting New England's 24-17 win over the Vikings ... He completed 11 of his 13 pass attempts for 112 yards and three touchdowns on the first three drives of the game ... The Patriots scored touchdowns on their first three possessions for the first time since 09/10/89 at N.Y. Jets ... Completed 21 of his 34 passes and did not throw an interception for the fourth time in five weeks, en route to earning a 112.3 passer rating ... Hooked up twice with tight end Christian Fauria for touchdown strikes of nine yards and one yard on the Patriots first two possessions of the game ... Found Troy Brown in the middle of the end zone for a five-yard touchdown connection in the second quarter to make the score 21-0. **Detroit (11/28):** Completed 18 of 30 passes for 210 yards in a 20-12 win over the Lions on Thanksgiving ... Led New England on a 17-play, 74-yard drive that took up the final 9:46 and preserved the Patriots win. **Buffalo (12/8):** Recorded his sixth passer rating over 100.0, completing 15 of 27 passes including two touchdowns in the Patriots 27-17 win over the Bills ... Spread the field by distributing his 15 completions to 10 different receivers ... Led the Patriots on scoring drives on each of their first four possessions, opening up a 20-0 halftime lead ... It marked the fourth straight game he led the offense to a score on the first posses-

sion of the game ... Completed a 41-yard bomb to Deion Branch on the game's first play from scrimmage, his second longest completion of the season ... Avoided a sack for the second straight week and for the fourth time in 2002. **Tennessee (12/16):** Ran for his first career touchdown as he called his own number on an audible and got the Patriots on the scoreboard with a 10-yard quarterback sneak up the middle. **N.Y. Jets (12/22):** Completed 19 of 37 passes, including his 27th touchdown pass of the season, a six-yard strike to Christian Fauria ... Tore off a career-long, 15-yard run on third-and-nine on the Patriots third quarter touchdown drive. **Miami (12/29):** Led the Patriots back from a 24-13 deficit in the final 4:54 of the game en route to a 27-24 overtime win over the Dolphins ... Remained perfect in overtime, raising his career record to 5-0, including playoffs ... Found Troy Brown for a three-yard touchdown pass with 2:46 remaining to cut the Miami lead to 24-19 ... Lofted a pass to Christian Fauria in the corner of the end zone for a two-point conversion to chip back to within a field goal, 24-21 ... Completed a 20-yard pass to Kevin Faulk along the sideline in overtime to help bring the Patriots into Adam Vinatieri's field goal range to set up the game-winning kick ... Completed eight of his 13 passes for 69 yards in the final five minutes of the fourth quarter and overtime to lead the comeback effort.

2001 (15/14, 3/3): Started 14 of 15 regular season games at quarterback and completed 264 of 413 passes for 2,843 yards, while throwing 18 touchdowns and 12 interceptions ... His 63.9 percent completion rate set a new Patriots single-season best, eclipsing the mark set by Tony Eason (61.6, 1986) ... Finished the season ranked third in the AFC and sixth in the NFL with a 86.5 passer rating ... Recorded his first NFL start in 44-13 victory vs. Indianapolis (9/30) ... Set NFL record for most pass attempts to start a career without throwing an interception (162) ... Named AFC Offensive Player of the Week following his performance in the Patriots 29-26 overtime victory vs. San Diego (10/14/01) ... Also named Miller Lite Player of the Week and AFC Player of the Week after he notched a season-high four touchdowns while completing 19 of 26 passes for 268 yards in a 34-17 victory over the New Orleans Saints (11/25/01). **N.Y. Jets (9/23):** Participated in the fourth quarter and completed five of 10 passes for 46 yards with a long completion of 21 yards to David Patten. **Indianapolis (9/30):** Made first NFL start and completed 13 of 23 passes for 168 yards in 44-13 victory ... Became the first Patriots quarterback to win his first NFL start since Scott Zolak won at Indianapolis (11/15/92). **San Diego (10/14):** Completed his first NFL touchdown pass on a 21-yard connection to Terry Glenn ... Threw 54 passes with 33 completions, tying him for eighth in team history in both categories ... Completed 13-of-19 passes for 130 yards during two fourth quarter comeback scoring drives and the game winning overtime scoring drive. **Indianapolis (10/21):** Connected with Patten on a 91-yard touchdown pass, the longest play

MOST PASS COMPLETIONS IN A SUPER BOWL GAME

No.	Player	Team	Game
32	Tom Brady	New England	XXXVIII
31	Jim Kelly	Buffalo	XXVII
30	Donovan McNabb	Philadelphia	XXXIX
29	Dan Marino	Miami	XIX
28	Jim Kelly	Buffalo	XXVI
	Neil O'Donnell	Pittsburgh	XXX
	Kurt Warner	St. Louis	XXXVI

from scrimmage in franchise history ... Completed all seven of his pass attempts in the first half for 134 yards and two touchdowns. **Denver (10/28):** Extended his consecutive pass attempts without an interception streak to 162, prior to throwing his first career interception to Broncos cornerback Denard Walker in the fourth quarter on his 29th pass attempt of the game ... The streak is the longest to start a career in NFL history and ranks third for most attempts without an interception in Patriots franchise history ... Connected with David Patten for a 30-yard touchdown and found Troy Brown for a five-yard score. **Atlanta (11/4):** Recorded his fourth consecutive game with two or more touchdown passes with three scoring strikes ... Found Kevin Faulk with a four-yard touchdown pass and connected with Marc Edwards on a 15-yard touchdown pass ... Completed his third touchdown pass of the game with a 44-yard score to Troy Brown. **Buffalo (11/11):** Threw a touchdown pass in his fifth consecutive game with a six-yard pass to Kevin Faulk. **St. Louis (11/18):** Connected with David Patten on 10-yard touchdown pass, the sixth consecutive game he had completed a touchdown pass ... Ran for a first down with a seven-yard rush on third-and-seven. **New Orleans (11/25):** Threw a career-high four touchdown passes ... Earned a quarterback rating of 143.9, his third rating over 100 during the season ... Hit Antowain Smith for a 41-yard screen pass for a touchdown on the sixth play of the game ... Extended his streak of games with a touchdown pass to seven ... Also connected on scoring passes with Troy Brown (8 yards), Charles Johnson (24) and Marc Edwards (2). **N.Y. Jets (12/2):** Ran for a first down on third-and-two with just 1:46 remaining in the game, allowing the Patriots to run out the clock for a 17-16 win ... Completed at least 70 percent of his passes (20-28, 71.4) for the fourth consecutive game and became just the fifth quarterback in NFL history to accomplish the feat. **Miami (12/22):** Improved to 10-3 as a starter, the best start to a career through 13 games in franchise history, following 20-13 victory over the Dolphins ... Caught his first career pass on a 23-yard

reception from Kevin Faulk on a drive that ended in a Antowain Smith two-yard touchdown run ... Found Patrick Pass for a 23-yard touchdown pass. **Carolina (1/6):** Connected with Jermaine Wiggins on a five-yard touchdown ... Led Patriots to 38-6 win and their sixth AFC East crown in franchise history. **Oakland (1/19):** Made his first postseason start and set Patriots single-game postseason highs with 52 attempts, 32 completions and 312 yards ... Became first quarterback in franchise history to record a postseason rushing touchdown with a six-yard scamper ... Completed more than 60 percent of his passes (61.5) in game played in heavy snow ... Completed a 13-yard pass to David Patten and rushed twice for six yards to set up a game-tying, 45-yard Vinatieri field goal with 32 seconds remaining in regulation to force overtime ... Completed all eight of his pass attempts for 45 yards in overtime as the Patriots marched 61 yards on 15 plays to set up a Vinatieri 23-yard game-winning field goal for the victory. **Pittsburgh (1/27):** Led the team in completions (12), yards (115), completion percentage (66.7 percent) and passer rating (84.3) despite leaving the game late in the second quarter with an injury and not returning. **St. Louis (2/3):** Completed five of eight passes for 53 yards on a drive that began with 1:21 remaining in the fourth quarter with the game tied at 17 ... Drive set up a Adam Vinatieri game-winning 48-yard field goal as time expired ... Completed an eight-yard touchdown pass to David Patten in the second quarter ... Named Super Bowl XXXVI MVP.

2000 (1/0): Listed among the Patriots inactives for 14 weeks during the season. **Cincinnati (11/19):** Active but did not play. **Detroit (11/23):** Entered game in the fourth quarter and completed one of three passes for six yards ... Completed his first NFL pass to J.R. Redmond for six yards.

COLLEGE

Brady earned three letters at Michigan (1997-99) and recorded a 20-5 record as a two-year starter for the Wolverines ... Started all 25 games of his junior and senior

TOM BRADY'S GAME-WINNING PERFORMANCES

COMEBACK KID

Tom Brady enters 2005 having engineered 17 drives to break a tie or take the lead in the fourth quarter or overtime. He has accomplished the feat three times in the Super Bowl, becoming the only quarterback in NFL history to lead three Super Bowl-winning drives. Including those Super Bowl-winning performances, Brady has led five such drives in nine career playoff games.

Time Remaining				Passing Statistics [^]						
Date	Opp.	Score	in Reg.	Att	Cmp	Yds	TD	Int		Final
02/06/05	PHI	14-14	15:00	4	2	33	0	0		24-21
10/03/04	at BUF	17-17	15:00	4	2	8	1	0		31-17
02/01/04	CAR	29-29	1:08	5	4	47	0	0		32-29
01/10/04	TEN*	14-14	15:00	11	6	27	0	0		17-14
11/30/03	at IND	31-31	10:21	6	3	31	1	0		38-34
11/23/03	at HST	13-20	3:11	14	10	133	1	0		23-20 ot
11/03/03	at DEN	23-26	2:51	4	5	58	1	0		30-26
10/19/03	at MIA	13-13	15:00	10	7	147	1	0		19-13 ot
10/05/03	TEN	24-27	4:40	1	1	15	0	0		38-30
12/29/02	MIA	13-24	4:59	13	8	69	1	0		27-24 ot
11/10/02	at CHI	19-30	5:16	14	9	116	2	0		33-30
09/22/02	KC	38-38	0:00	5	4	46	0	0		41-38 ot
02/03/02	STL	17-17	1:21	8	5	53	0	0		20-17
01/19/02	OAK*	3-13	15:00	27	20	138	0	0		16-13 ot
12/16/01	at BUF	6-9	5:57	13	9	116	0	0		12-9 ot
12/02/01	at NYJ	14-16	15:00	7	6	56	0	0		17-16
10/14/01	SD	16-26	8:48	18	13	130	1	0		29-26 ot

[^] Statistics are from the time noted until the end of the game
\$ Super Bowl

* Divisional Playoffs



seasons, including victories in the 1999 Citrus Bowl and the 2000 Orange Bowl ... Led the Wolverines to 15 wins in a 16-game span from 1998-99 ... Finished his career ranking third in Michigan history with 710 attempts and 442 completions, fourth with 5,351 yards and 62.3 completion percentage and fifth with 35 touchdown passes ... Completed 31 of 56 attempts for 375 yards against Ohio State to establish school game-records, breaking the old marks of 52 attempts for 372 yards by Scott Dreisbach vs. Virginia in 1995 and 29 completions by Todd Collins vs. Oklahoma State in 1992 ... Threw at least one touchdown pass in all 16 Big Ten conference games as a starter. 1999 (Senior): All-Big Ten Conference second-team selection ... Selected team MVP ... Completed 214 of 341 passes (62.8%) for 2,586 yards, 20 touchdowns and only six interceptions ... His 2,586 yards rank third on the school's single-season list. 1998 (Junior): Led Michigan to the Big Ten title ... All-Big Ten Conference honorable mention ... Academic All-Big Ten pick ... In his first year as the full-time starter, he completed 214 of 350 passes (61.1%) for 2,636 yards and 15 touchdowns ... Set a school record for most attempts (350) and completions (214) in a season ... Scored twice on 59 carries. 1997 (Sophomore): Appeared in four games, completing 12-of-15 passes (80.0%) for 103 yards ... Served as Brian Griese's backup during the Wolverines' national championship season, in which

they went 12-0. 1996 (Redshirt): Played in two games, finishing with 26 yards on three-of-five throws (60.0%) as Michigan finished 8-4.

PERSONAL

Thomas Brady was born the son of Tom and Gaylinn Brady on Aug. 3, 1977 in San Mateo, Calif. ... *Blue Chip Illustrated* and *Prep Football Report* All-American selection at Junipero Serra High in San Mateo, Calif. ... Added all-state and All-Far West honors as the team's Most Valuable Player ... Earned two letters in both football and baseball ... Was the starting varsity quarterback for two seasons (1993-94) and completed 236 of 447 passes (52.8 percent) for 3,702 yards and 31 touchdowns during his high school career ... Drafted in the 18th round of the 1995 Major League Baseball draft as a catcher by the Montreal Expos ... Inducted into the Junipero Serra High School Hall of Fame in 2003, joining fellow Serra High graduates Barry Bonds, Lynn Swann, Gregg Jeffries, Jim Fregosi, and his older sister Maureen, among many others ... During 2003 training camp, worked with the Starlight Children's foundation of New England, a non-profit group dedicated to enriching the quality of life for seriously ill children ... Visited Walter Reed Medical Center in 2004 and 2005 to raise the spirits of soldiers injured in Operation Iraqi Freedom ... Majored in organizational studies at Michigan.

TOM BRADY'S TOUCHDOWN TARGETS

Regular Season

16	David Patten
12	Daniel Graham
11	Christian Fauria
10	Troy Brown
10	David Givens
8	Deion Branch
6	Kevin Faulk
4	Bethel Johnson
3	Antowain Smith
3	Mike Vrabel
3	Jermaine Wiggins
2	Marc Edwards
2	Donald Hayes
1	Larry Centers
1	Cam Cleeland
1	Corey Dillon
1	Terry Glenn
1	Charles Johnson
1	Patrick Pass
1	Dedric Ward

Total: 97 TDs, 20 players

Playoffs

5	David Givens
2	Deion Branch
2	Mike Vrabel
1	Bethel Johnson
1	David Patten

Total: 11 TDs, 5 players

TOM BRADY'S RECORD AS A STARTER

Regular-Season Games 62 • Playoff Games 9 • Total Games 71

	Reg. Season	Playoffs	Total		Reg. Season	Playoffs	Total
Overall:	48-14	9-0	57-14	Interceptions			
Home:	27-4	4-0	31-4	None:	29-3	6-0	35-3
Away:	21-10	2-0	23-10	1 INT:	14-2	3-0	17-2
Neutral:	--	3-0	3-0	2 INT:	5-4	--	5-4
On Grass:	38-13	8-0	46-13	3 or more INT:	0-5	--	0-5
On Turf:	10-1	1-0	11-1	Sacks			
AFC:	35-11	6-0	41-11	None:	7-1	3-0	10-1
NFC:	13-3	3-0	16-3	1 sack:	13-1	1-0	14-1
Indoor:	6-0	2-0	8-0	2 sacks:	14-6	4-0	18-6
Outdoor:	42-14	7-0	49-14	3 or more sacks:	14-6	1-0	15-6
Pass Attempts				Month			
Less than 20:	2-0	1-0	3-0	September:	8-3	--	8-3
20-29 att:	17-6	3-0	20-6	October:	10-6	--	10-6
30-39 att:	22-5	2-0	24-5	November:	15-2	--	15-2
40-49 att:	4-2	2-0	6-2	December:	13-3	--	13-3
50 or more att:	3-1	1-0	4-1	January:	2-0	6-0	8-0
Completions				February:	--	3-0	3-0
Less than 10:	2-0	--	2-0	Other Records			
10-19:	24-9	4-0	28-9	Preseason:	--	--	8-3
20-29:	18-4	3-0	21-4	College:	18-5	2-0	20-5
30 or more:	4-1	2-0	6-1	Temp. Below 35:	7-0	5-0	12-0
Yards				Snow:	2-0	3-0	5-0
Less than 200:	12-9	3-0	15-9	Post-Nov. 1	30-5	9-0	39-5
200-299:	29-4	4-0	33-4	Leading at Halftime:	35-2	7-0	42-2
300-399:	6-1	2-0	8-1	Leading after 3 Qtrs:	40-1	6-0	46-1
400 or more:	1-0	--	1-0	Overtime:	6-0	1-0	7-0
Touchdowns				Final margin <7 pts:	14-2	5-0	19-2
None:	11-4	2-0	13-4	Final margin <4 pts:	7-2	5-0	12-2
1 TD:	9-4	4-0	13-4	Passer rating >100.0:	23-0	3-0	26-0
2 TD:	16-5	2-0	18-5				
3 or more TD:	12-1	1-0	13-1				

SINGLE-GAME CAREER HIGHS

Regular Season:

Attempts: 55 at Chicago (11/10/02)
 Completions: 39 vs. Kansas City (09/22/02)
 Long: 91t at Indianapolis (10/21/01)
 Yards: 410 vs. Kansas City (09/22/02)
 Pct. (min. 20 att.): .846 at Buffalo (11/03/02)
 Touchdowns: 4 vs. Kansas City (09/22/02)
 vs. New Orleans (11/25/01)
 Rating: 148.3 at Indianapolis (10/21/01)

Postseason:

Attempts: 52 vs. Oakland (01/19/02)
 Completions: 32 vs. Carolina (02/01/03)
 vs. Oakland (01/19/02)
 Long: 60t at Pittsburgh (01/23/05)
 Yards: 354 vs. Carolina (02/01/04)
 Pct. (min. 20 att.): .697 vs. Philadelphia (02/06/05)
 Touchdowns: 3 vs. Carolina (02/01/04)
 Rating: 130.5 at Pittsburgh (01/23/05)

TOM BRADY

Pos: QB Ht: 6-4Wt: 225 lbs Year: 6th Acq: D6b-00 (199th) College: Michigan Born: 8/3/77

Year	Team	G/S	Att	Cmp	Yds	Yds/Att	Pct	TD	TD %	Int	Int %	Lg	Sacks	Rating
2000	Patriots	1/0	3	1	6	2.00	33.3	0	0	0	0	6	0/0	42.4
2001	Patriots	15/14	413	264	2843	6.88	63.9	18	4.4	12	2.9	91t	41/216	86.5
2002	Patriots	16/16	601	373	3764	6.26	62.1	28	4.7	14	2.3	49t	31/190	85.7
2003	Patriots	16/16	527	317	3620	6.87	60.2	23	4.4	12	2.3	82t	32/219	85.9
2004	Patriots	16/16	474	288	3692	7.79	60.8	28	5.9	14	3.0	50	26/162	92.6
Totals-5 years		64/62	2018	1243	13925	6.90	61.6	97	4.8	52	2.6	91t	130/787	87.5

Year	Team	G/S	Att	Cmp	Yds	Yds/Att	Pct	TD	TD %	Int	Int %	Lg	Sacks	Rating
2001	Patriots	3/3	97	60	572	5.90	61.9	1	1.0	1	1.0	29	5/36	77.3
2003	Patriots	3/3	126	75	792	6.29	59.5	5	4.0	2	1.6	52	0/0	84.5
2004	Patriots	3/3	81	55	587	7.25	67.9	5	6.2	0	0.0	60t	7/57	109.4
Postseason Totals		9/9	304	190	1951	6.42	62.5	11	3.6	3	1.0	60t	12/93	88.9

Year	Team	No	Yds	Avg	Lg	TD	No	Lost	Year	Team	No	Yds	Avg	Lg	TD	No	Lost
2000	Patriots	0	0	0	0	0	0	0	2000	Patriots	0	0	0	0	0	0	0
2001	Patriots	36	43	1.2	12	0	12	3	2001	Patriots	8	22	2.8	6t	1	1	0
2002	Patriots	42	110	2.6	15	1	11	5	2002	Patriots	0	0	0	0	0	0	0
2003	Patriots	42	63	1.5	11	1	13	5	2003	Patriots	12	18	1.5	12	0	0	0
2004	Patriots	43	28	0.7	10	0	7	5	2004	Patriots	7	3	0.4	3	1	1	1
Totals-5 years		163	244	1.5	15	2	43	18	Postseason		27	43	1.6	12	2	2	1

ADDITIONAL STATISTICS

Receiving — 2001: 1 for 23 yards (12/22/01 vs. Miami)

Punting — 2003: 1 for 36 yards, downed at 1-yard line (12/07/03 vs. Miami)

BRADY'S CAREER GAME BY GAME

Passing													Rushing						
2000	Opponent	P/S	Att	Cmp	Yds	Pct	TD	Lg	Int	S	Yds	Rating	Rush	Yds	Lg	TD	W/L	Score	
11/23	at Detroit	P	3	1	6	.333	0	6	0	0	0	42.4	0	0	0	0	L	9-34	
Passing													Rushing						
2001	Opponent	P/S	Att	Cmp	Yds	Pct	TD	Lg	Int	S	Yds	Rating	Rush	Yds	Lg	TD	W/L	Score	
09/09	at Cincinnati		Did Not Play										L 17-23						
09/23	N.Y. Jets	P	10	5	46	.500	0	21	0	0	0	62.9	1	9	9	0	L	3-10	
09/30	Indianapolis	S	23	13	168	.565	0	38	0	1	9	79.6	1	2	2	0	W	44-13	
10/07	at Miami	S	24	12	86	.500	0	15	0	4	17	58.7	2	9	9	0	L	10-30	
10/14	San Diego	S	54	33	364	.611	2	26	0	3	19	93.4	1	0	0	0	W	29-26	
10/21	at Indianapolis	S	20	16	202	.800	3	91t	0	0	0	148.3	2	-2	-1	0	W	38-17	
10/28	at Denver	S	38	25	203	.658	2	30t	4	2	20	57.1	2	-1	0	0	L	20-31	
11/04	at Atlanta	S	31	21	250	.677	3	44t	0	3	14	124.4	3	0	1	0	W	24-10	
11/11	Buffalo	S	21	15	107	.714	1	26	1	7	36	78.9	4	-1	2	0	W	21-11	
11/18	St. Louis	S	27	19	185	.704	1	27	2	2	6	70.8	2	6	7	0	L	24-17	
11/25	New Orleans	S	26	19	258	.731	4	41t	0	4	17	143.9	4	14	11	0	W	34-17	
12/02	at N.Y. Jets	S	28	20	213	.714	0	46	0	3	22	93.3	3	0	2	0	W	17-16	
12/09	Cleveland	S	28	19	218	.679	0	23	2	3	9	61.3	4	-3	0	0	W	27-16	
12/16	at Buffalo	S	35	19	237	.543	0	40	1	5	31	63.6	3	13	12	0	W	12-9	
12/22	Miami	S	19	11	108	.579	1	23t	0	3	14	91.6	3	-5	-1	0	W	20-13	
01/06	at Carolina	S	29	17	198	.586	1	31	2	1	2	62.1	1	2	2	0	W	38-6	
2001 Totals			15/14	413	264	2843	.639	18	91t	12	41	216	86.5	36	43	12	0		11-5
01/19	Oakland	S	52	32	312	.615	0	29	1	2	15	70.4	5	16	6t	1	W	16-13	
01/27	at Pittsburgh	S	18	12	115	.667	0	28	0	2	14	84.3	2	3	2	0	W	24-17	
02/03	St. Louis	S	27	16	145	.593	1	23	0	1	7	86.2	1	3	3	0	W	20-17	
2001 Postseason			3/3	97	60	572	.619	1	29	1	5	36	77.3	8	22	6t	1		3-0

BRADY'S CAREER GAME BY GAME (CONT.)

Passing															Rushing				
2002	Opponent	P/S	Att	Cmp	Yds	Pct	TD	Lg	Int	S Yds	Rating	Rush	Yds	Lg	TD	W/L	Score		
09/09	Pittsburgh	S	43	29	294	.674	3	40t	0	2	14	110.0	-	-	-	-	W	30-14	
09/15	at N.Y. Jets	S	35	25	269	.714	2	49t	1	0	0	100.8	2	5	4	0	W	44-7	
09/22	Kansas City	S	54	39	410	.722	4	38t	1	4	11	110.9	1	2	2	0	W	41-30t	
09/29	at San Diego	S	53	36	353	.679	2	26	2	0	0	83.3	1	3	3	0	L	14-21	
10/05	at Miami	S	31	17	240	.548	2	34t	2	3	32	74.7	1	0	0	0	L	13-26	
10/13	Green Bay	S	44	24	183	.545	1	18	3	2	17	44.0	5	26	12	0	L	10-28	
10/27	Denver	S	29	15	130	.517	1	17	0	5	20	75.4	2	5	4	0	L	16-24	
11/03	at Buffalo	S	26	22	265	.846	3	31	0	1	2	147.6	1	-1	-1	0	W	38-7	
11/10	at Chicago	S	55	36	328	.655	3	36t	1	2	13	92.1	3	16	13	0	W	33-30	
11/17	at Oakland	S	30	18	172	.600	0	33	0	4	25	76.0	1	1	1	0	L	20-27	
11/24	Minnesota	S	34	21	239	.618	3	27	0	2	20	112.3	6	4	5	0	W	24-17	
11/28	at Detroit	S	30	18	210	.600	0	28	1	0	0	67.4	4	12	8	0	W	20-12	
12/08	Buffalo	S	27	15	183	.556	2	41	0	0	0	101.3	5	-5	0	0	W	27-17	
12/16	at Tennessee	S	29	14	134	.483	0	35	1	3	17	47.2	2	10	10t	1	L	7-24	
12/22	N.Y. Jets	S	37	19	133	.514	1	15	1	2	14	57.6	4	24	15	0	L	17-30	
12/29	Miami	S	44	25	221	.568	1	23	1	1	5	68.5	4	8	4	0	W	27-24t	
2002 Totals			16/16	601	373	3764	.621	28	49t	14	31	190	85.7	42	110	15	1	9-7	
Passing															Rushing				
2003	Opponent	P/S	Att	Cmp	Yds	Pct	TD	Lg	Int	S Yds	Rating	Rush	Yds	Lg	TD	W/L	Score		
09/07	at Buffalo	S	28	14	123	.500	0	42	4	2	20	22.5	-	-	-	-	L	0-31	
09/14	at Philadelphia	S	44	30	255	.682	3	27	0	2	8	105.8	6	7	4	0	W	31-10	
09/21	N.Y. Jets	S	25	15	181	.600	0	31	0	5	34	82.3	3	-1	1	1	W	23-16	
09/28	at Washington	S	38	25	289	.658	2	29	3	1	8	73.2	1	2	2	0	L	17-20	
10/05	Tennessee	S	31	17	219	.548	1	58	0	3	26	88.0	3	2	4	0	W	38-30	
10/12	N.Y. Giants	S	21	8	112	.381	0	39	0	2	21	56.1	3	0	2	0	W	17-6	
10/19	at Miami	S	34	24	283	.706	2	82	0	1	10	115.2	3	10	5	0	W	19-13ot	
10/26	Cleveland	S	33	20	259	.606	0	45	0	1	6	85.3	2	-2	-1	0	W	9-3	
11/03	at Denver	S	35	20	350	.571	3	66	1	0	0	108.0	2	-1	0	0	W	30-26	
11/16	Dallas	S	34	15	212	.441	0	57	0	2	9	64.8	1	3	3	0	W	12-0	
11/23	at Houston	S	47	29	368	.617	2	33	2	4	24	82.6	6	15	6	0	W	23-20ot	
11/30	at Indianapolis	S	35	26	236	.743	2	31	2	2	10	87.3	2	-1	0	0	W	38-34	
12/07	Miami	S	31	16	163	.516	0	25	0	3	13	67.0	2	-2	-1	0	W	12-0	
12/14	Jacksonville	S	34	22	228	.647	2	32	0	2	16	103.6	1	7	7	0	W	27-13	
12/20	at N.Y. Jets	S	25	15	138	.600	2	35	0	0	0	101.8	2	1	2	0	W	21-16	
12/27	Buffalo	S	32	21	204	.656	4	30	0	2	14	122.9	5	23	11	0	W	31-0	
2003 Totals			16/16	527	317	3620	.602	23	82t	12	32	219	85.9	42	63	11	1	14-2	
01/10	Tennessee	S	41	21	201	.512	1	41	0	0	0	73.3	5	5	5	0	W	17-14	
01/18	Indianapolis	S	37	22	237	.595	1	28	1	0	0	76.1	5	1	2	0	W	24-14	
02/01	Carolina	S	48	32	354	.667	3	52	1	0	0	100.5	2	12	12	0	W	32-29	
2003 Postseason			3/3	126	75	792	.595	5	52	2	0	0	84.5	12	18	12	0	3-0	
Passing															Rushing				
2004	Opponent	P/S	Att	Cmp	Yds	Pct	TD	Lg	Int	S Yds	Rating	Rush	Yds	Lg	TD	W/L	Score		
09/09	Indianapolis	S	38	26	335	.684	3	29	1	2	15	111.2	1	-1	-1	0	W	27-24	
09/19	at Arizona	S	26	15	219	.577	2	27	2	2	12	78.8	5	3	3	0	W	23-12	
10/03	at Buffalo	S	30	17	298	.567	2	44	0	0	0	112.9	2	2	3	0	W	31-17	
10/10	Miami	S	19	7	76	.368	2	28	1	1	7	62.6	4	-1	2	0	W	24-10	
10/17	Seattle	S	30	19	231	.633	1	48	1	1	7	84.2	3	7	6	0	W	30-20	
10/24	N.Y. Jets	S	29	20	230	.690	1	42	0	3	20	104.1	3	-3	-1	0	W	13-7	
10/31	at Pittsburgh	S	43	25	271	.581	2	23	2	4	28	72.9	-	-	-	-	L	20-34	
11/07	at St. Louis	S	31	18	234	.581	2	50	0	2	9	103.4	3	1	3	0	W	40-22	
11/14	Buffalo	S	35	19	233	.543	2	47	1	2	13	82.2	1	2	2	0	W	29-6	
11/22	at Kansas City	S	26	17	315	.654	1	48	0	1	6	119.9	5	-1	3	0	W	27-19	
11/28	Baltimore	S	30	15	172	.500	0	37	0	1	2	67.6	3	3	4	0	W	24-3	
12/05	at Cleveland	S	20	11	157	.550	1	44	1	2	14	76.5	1	10	10	0	W	42-15	
12/12	Cincinnati	S	26	18	260	.692	2	48	0	1	3	127.1	5	2	3	0	W	35-28	
12/20	at Miami	S	29	18	171	.621	3	31t	4	2	15	73.3	2	-2	-1	0	L	28-29	
12/26	at N.Y. Jets	S	32	21	264	.656	2	35	0	1	6	112.0	4	3	5	0	W	23-7	
01/02	San Francisco	S	30	22	226	.733	2	25	1	1	5	102.9	1	3	3	0	W	21-7	
2004 Totals			16/16	474	288	3692	.608	28	50	14	26	162	92.6	43	28	10	0	14-2	
01/16	Indianapolis	S	27	18	144	.667	1	17	0	3	29	92.2	4	6	3	1	W	20-3	
01/23	at Pittsburgh	S	21	14	207	.667	2	60t	0	2	11	130.5	2	-2	-1	0	W	41-27	
02/06	Philadelphia	S	33	23	236	.697	2	27	0	2	17	110.2	1	-1	-1	0	W	24-21	
2004 Postseason			3/3	81	55	587	.679	5	60t	0	7	57	109.4	7	3	3	1	3-0	



DEION BRANCH

WIDE RECEIVER

83

SUPER BOWLS: 03 04

5-9 * 193 lbs * Born 7/18/79 * Exp. (NFL/Patriots): 4/4
GP/GS (Playoffs): 37/27 (6/6) * Acq: D2-02 (65th) * Louisville * Albany, Ga.

CAREER TRANSACTIONS

Deion Branch was drafted by the Patriots in the second round (65th overall) of the 2002 NFL Draft ... Signed with the Patriots (07/23/02).

CAREER HIGHLIGHTS

Career GP/GS: 37/27 (6/6)

★ Branch was awarded the Pete Rozelle Trophy as the Most Valuable Player of Super Bowl XXXIX. His 11 receptions in the game tied the Super Bowl record, also achieved by Jerry Rice and Dan Ross.

★ Branch has turned in his biggest performances on the greatest stage in sports, leading all receivers in Super Bowls XXXVIII and XXXIX. He recorded a combined 21 receptions in the two games and owns two of the top seven receiving performances in Super Bowl history. His career reception total in the Super Bowl ranks third all-time, trailing only Jerry Rice (33) and Andre Reed (27).

★ Branch was the NFL's leading receiver in the 2004 playoffs, pacing the league in receptions (16) and receiving yards (264). In addition to being named Super Bowl XXXIX MVP, he was selected as the NFL's Offensive Player of the Week following the AFC Championship Game (1/23/05), when he led all receivers with 116 yards, including a game-breaking 60-yard touchdown grab.

★ Branch finished third on the team in the 2004 regular season with 35 receptions and 454 receiving yards despite playing in just nine regular-season games.

★ Branch led the Patriots in 2003 with 57 receptions and 803 receiving yards, with both figures establishing career highs.

★ Branch was the leading receiver in Super Bowl XXXVIII, grabbing 10 passes for 143 yards and a touchdown as the Patriots defeated the Carolina Panthers. Branch's 143 yards set a Patriots postseason record and established a career high.

★ Branch gained a first down on 70.2 percent of his catches in 2003 (40 first downs on 57 receptions). He was a particular threat on third down, finishing sixth in the AFC in third-down receiving (24 rec, 362 yds, 2 touchdowns).

★ During his rookie season in 2002, Branch finished second among AFC rookies with 43 receptions and third with 489 yards receiving despite missing the final three games due to injury.

★ Branch earned Rookie of the Month honors for September, 2002 after recording 28 receptions for 309 yards and two touchdowns.

★ Branch established his career high for receptions with 13 catches against the San Diego Chargers (09/29/02).

It tied the second highest single-game reception total by a rookie wide receiver in NFL history. Wide receiver Don Looney established the mark of 14 catches on Dec. 1, 1940. It also tied the second-highest reception total by a Patriot, equaling the mark set by Terry Glenn on Oct. 3, 1999.

★ Branch also led all AFC rookies and finished sixth among all AFC kickoff return men with a 24.0-yard average in 2002.

SEASONAL REVIEWS

2004 (9/9, 3/3): Started nine regular-season games and all three playoff contests ... Tallied a career-high four touchdown receptions ... Finished third on the team with 35 receptions and 454 receiving yards ... Led all NFL receivers in the playoffs with 16 receptions for 264 yards ... Exceeded the 100-yard receiving mark against the Chiefs (11/22) ... Named NFL Offensive Player of Championship Sunday following the AFC Championship victory (1/23/05) ... Named Super Bowl MVP after tying a Super Bowl record with 11 receptions (2/6/05).

Indianapolis (9/9): Tied for the team lead with seven receptions and 86 receiving yards ... Snared the Patriots' first touchdown of the season on a 16-yard grab from Tom Brady. **Arizona (9/19):** Extended the Patriots' first touchdown drive with a 7-yard grab on third-and-seven in the first quarter ... Pounced on a Patrick Pass fumble in the first quarter which allowed the Patriots to maintain possession and score the opening touchdown of the game two plays later. **Kansas City (11/22):** Returned to action and led the team with six receptions and 106 receiving yards and a touchdown ... Extended the Patriots' initial scoring drive with a diving 17-yard catch on third-and-15 in the first quarter ... Snared a

26-yard touchdown pass from Tom Brady on a nice catch-and-run to give the Patriots a 24-13 lead ... Grabbed a 22-yard reception on third-and-10 in the fourth quarter. **Baltimore (11/28):** Led the team with 51 receiving yards on four catches ... Extended the Patriots' first touchdown drive of the afternoon with a 15-yard catch on third-and-six. **Miami (12/20):** Caught three passes for a team-leading 44 receiving yards ... Grabbed a 23-yard reception from Tom Brady in the third quarter ... Extended the Patriots' final touchdown drive with

an 11-yard grab on third-and-three. **N.Y. Jets (12/26):** Led the team with seven receptions and 82 receiving yards with a touchdown ... Extended the Patriots' first touchdown drive of the afternoon with an 11-yard grab on third-and-seven ... Got open in the corner of the end zone and snared a

EXTRA POINTS

● Deion is one of just four wide receivers in NFL history to be named Super Bowl MVP, joining legendary wideouts Jerry Rice, Lynn Swann and Fred Biletnikoff.

● Deion was the MVP of his soccer team in high school and remains a soccer fan. He was an honored guest of the New England Revolution at a 2005 home game.

MOST CAREER RECEPTIONS IN SUPER BOWL GAMES

Rec.	Player	Team	Games	Seasons
33	Jerry Rice	SF	4	1984, 1988, 1989, 1994
27	Andre Reed	BUF	4	1990, 1991, 1992, 1993
21	Deion Branch	NE	2	2003, 2004
20	Roger Craig	SF	3	1984, 1988, 1989
20	Thurman Thomas	BUF	4	1990, 1991, 1992, 1993

6-yard touchdown toss from Tom Brady to give the Patriots a 23-0 lead. **San Francisco (1/2):** Gave the Patriots a 14-7 lead with an 8-yard touchdown grab from Tom Brady in the third quarter. **Pittsburgh (1/23):** Named NFL Offensive Player of Championship Sunday after recording a team-high 116 receiving yards on four receptions and a touchdown in the Patriots' 41-27 AFC Championship victory over the Steelers ... Carried the ball twice for 37 yards and a touchdown ... Scampered for a 14-yard gain on a reverse on the Patriots first play from scrimmage ... Got open down the middle of the field and hauled in a 60-yard touchdown bomb from Tom Brady to give the Patriots a 10-0 lead with 6:49 remaining in the first quarter ... Set up the Patriots second touchdown of the evening with a 45-yard reception down the middle of the field in the second quarter ... Sealed the trip to the Super Bowl with a 23-yard touchdown run off of a reverse in the fourth quarter. **Philadelphia (2/6):** Named Super Bowl MVP after tying a Super Bowl record with 11 receptions in the Patriots' 24-21 victory over the Eagles in Super Bowl XXXIX ... Registered a game-high 133 receiving yards ... Extended the Patriots' first scoring drive with a 7-yard grab on third-and-three late in the second quarter ... Extended the Patriots' second touchdown drive with a pair of third-down receptions in the third quarter ... Snared a 27-yard catch on third-and-six and then a 15-yard grab on third-and-10 during the drive ... Grabbed four receptions for 71 yards during the Patriots' scoring drive to open the third quarter.

2003 (15/12, 3/3): Started 12 of 15 games at wide receiver ... Led the team with 57 receptions and 803 receiving yards ... Gained first-down yardage on 40 of his 57 catches ... Recorded 24 third-down catches that gained first downs. **Philadelphia (9/14):** Caught six passes for a game-high 89 yards ... Hauled in his first touchdown grab of the season on a 26-yard play-action pass from Tom Brady ... Made a clutch 15-yard catch on third-and-11 to extend the Patriots first scoring drive that resulted in an Adam Vinatieri 27-yard field goal. **Tennessee (10/5):** Registered team highs in receptions (5) and receiving yards (68) ... Set up the Patriots' second score with an 18-yard reception to the 1-yard line ... Hauled in a key 17-yard reception over the middle on third-and-10 in the third quarter continuing a drive which eventually led to Michael Cloud's one-yard touchdown splash ... Made

a critical third-down catch on third-and-18 in the fourth quarter, catching a quick out and beating the defender for a 23-yard gain down the left sideline. **Miami (10/19):** Tied for the team lead with six catches ... Hauled in two third-down catches during the Patriots first touchdown drive of the afternoon ... Got open over the middle just as Tom Brady eluded the Dolphins' pass rush and caught a key 11-yard reception on third-and-six that extended the Patriots drive that ended with touchdown that tied the score at 13. **Denver (11/3):** Registered a game-and regular season-high 107 yards receiving on three catches ... Got open behind the Broncos secondary and hauled in a career-long 66-yard touchdown reception from Tom Brady to even the score at seven ... Made a nice grab off a deflected pass for a 30-yard reception. **Dallas (11/16):** Got open over the middle and hauled in a key third-down reception to extend the Patriots' initial scoring drive in the first quarter on a catch-and-go pass play that went for 46 yards ... Hauled in another third down reception with a 23-yard catch on third-and-10 in the second quarter. **Houston (11/23):** Caught five passes for 52 yards ... Hauled in a 13-yard reception to help set up Adam Vinatieri's game-winning 28-yard field goal in overtime. **Indianapolis (11/30):** Snared a team-high six receptions for 64 yards and a touchdown ... Hauled in the game-winning touchdown with a 13-yard grab on third-and-seven with 8:41 remaining in the fourth quarter.

TOP RECEIVING PERFORMANCES IN SUPER BOWL HISTORY

Rec.	Player	Team	Game	Season
11	Deion Branch	NE	XXXIX	2004
	Jerry Rice	SF	XXIII	1988
	Dan Ross	CIN	XVI	1981
10	Deion Branch	NE	XXXVIII	2003
	Andre Hastings	PIT	XXX	1995
	Jerry Rice	SF	XXIX	1994
	Tony Nathan	MIA	XIX	1984

ter. **Miami (12/7):** Led the team with 93 receiving yards on six catches ... Grabbed a 16-yard reception on third-and-six in the first quarter ... Snagged a 13-yard catch on a third-and-12 ... Snared yet another third-down reception with an 18-yard catch on a third-and-seven. **Buffalo (12/27):** Grabbed six receptions for 58 yards ... Caught a 30-yard reception from Tom Brady in the third quarter. **Indianapolis (1/18):** Caught two passes for 23 yards in the Patriots' 24-14 AFC Championship victory over the Colts ... Hauled in two third-down receptions to extend the Patriots first scoring drive of the afternoon that concluded with a David Givens seven-yard touchdown reception. **Carolina (2/1):** Tallied a game-high 10 receptions for 143 yards and a touchdown in the Patriots' 32-29 Super Bowl XXXVIII victory over the Panthers ... Hauled in the Patriots' first touchdown with a 5-yard reception from Tom Brady with 3:05 remaining in the second quarter ... Helped set up the Patriots' second touchdown by getting behind the defense and hauling in a 52-yard reception ... Kick-started the Patriots' third scoring drive of the afternoon with 16-yard catch in the third quarter ... Set up Adam Vinatieri's game-winning field goal with a 17-yard reception on third-and-three with just nine seconds remaining in the contest.

2002 (13/7): Finished his first NFL season ranked second among all AFC rookies with 43 receptions and tied for third with 489 receiving yards despite missing the final three games due to a leg injury ... Set a Patriots

WIDE RECEIVERS TO BE NAMED SUPER BOWL MVP

Player	Team	Game	Season	Rec-Yds
Deion Branch	NE	XXXIX	2004	11-133
Jerry Rice	SF	XXIII	1988	11-215
Fred Biletnikoff	OAK	XI	1976	4-79
Lynn Swann	PIT	X	1975	4-161

PATRIOTS SINGLE-GAME RECEPTION LEADERS

- 16 Troy Brown vs. Kansas City (176 yds) 09/22/02
13 Deion Branch at S.D. (128 yds) 09/29/02
 Terry Glenn at Cleveland (214 yds) 10/03/99
 12 Troy Brown vs. Kansas City (119 yds) 12/04/00
 Ben Coates at Indianapolis (119 yds) 11/27/94)

single-game rookie record by hauling in 13 passes at San Diego (9/29) and tied the second highest total by a rookie in NFL single-game history ... Led all rookies and ranked sixth in the AFC with an average kickoff return yardage of 24.0 ... Had 12 receptions on third down, good for 153 yards and two touchdowns ... Returned five kickoffs for 31 yards or more, including a long of 63 yards at Detroit (11/28). **Pittsburgh (9/9):** Snared six passes for 83 yards and a touchdown to lead the team in receiving in his NFL debut as the Patriots defeated the Steelers, 30-14 ... Hauled in a 22-yard touchdown pass from Tom Brady in the third quarter for the first touchdown of his professional career ... Threw a solid block on safety Lee Flowers to pave the way for Donald Hayes' 40-yard touchdown in the third quarter.

N.Y. Jets (9/15): Hauled in a 49-yard touchdown pass from Brady in the Patriots 44-7 win over New York ... Tied for second on the team with 65 receiving yards. **Kansas City (9/22):** Started his first professional game at wide receiver and caught six passes for 33 yards as the Patriots upended the Chiefs, 41-38 in overtime ... Set career highs with seven kickoff returns and 201 return yards ... His 201 kickoff return yards are the third most in Patriots history, behind Kevin Faulk's 220 vs. N.Y. Jets (12/22/02) and Allen Carter's 206 yards at Baltimore (12/21/75) ... His seven kickoff returns rank second to Willie Porter's eight returns in a game against the N.Y. Jets (9/22/68). **San Diego (9/29):** Set a Patriots rookie record by hauling in 13 passes and recorded his first career 100-yard receiving day, amassing 128 yards receiving ... His 13 receptions tied for second place on the NFL's single-game rookie receptions list and also tied Terry Glenn (10/3/99 vs. Cleveland) for second place on the Patriots single-game receptions list ... His 128 yards were the most by a Patriots rookie since Hart Lee Dykes had 130 yards at Pittsburgh (12/17/89). **Green Bay (10/13):** Tied for the team lead with five receptions for 38 yards. **Denver (10/27):** Kick-started a Patriots touchdown drive with a 40-yard punt return to Denver's 35-yard line late in the third quarter. **Chicago (11/10):** Equalled his career-high with seven kickoff returns, totaling 156 yards, in the Patriots 33-30 win over Chicago. **Detroit (11/28):** Returned a kickoff 63 yards in the first quarter of the Patriots 20-12 win over the Lions on Thanksgiving ... Returned a total of five kickoffs for 141 yards. **Buffalo (12/8):** Snared a 41-yard bomb from Tom Brady on the first play from scrimmage in the Patriots 27-17 win over the Bills.

COLLEGE

Branch hauled in 143 passes for 2,204 yards (15.4 avg) and 18 touchdowns while at Louisville (2000-01) ... His 143 catches rank sixth on the school's career-record list while his 2,204 yards are topped only by Miguel Montano (2,305, 1994-97), Ibn Green (2,830, 1996-99) and Arnold Jackson (3,670, 1997-2000) in Louisville annals ... Only Anthony Cummings (25, 1987-90), Green (33) and Jackson (31) have more touchdown catches in a career for the Cardinals ... Became only the second

player in school history to record multiple 1,000 yard receiving seasons, joining Jackson (1,209 in 1999 and 1,165 in 1998) ... Earned team MVP honors following the 2000 season ... Began his collegiate career at Jones County Junior College. 2001 (Senior): Elected one of the Cardinals' four captains for the 2001 season ... All-Conference USA first-team selection ... Led the team with 72 receptions for 1,188 yards (16.5 avg.) and nine touchdowns ... Only Arnold Jackson (90 in 1998 and 101 in 1999) had more receptions in a season for the Cardinals ... His 1,188 yards rank second only to Jackson's 1,209 in 1999 on the school's season-record list ... Led Conference USA with 1,188 receiving yards and ranked second with 72 receptions ... Recorded seven 100-yard receiving games during the season. 2000 (Junior): All-Conference USA first-team choice ... Voted Most Valuable Player and Outstanding Offensive Performer for the Cardinals ... Started 10 games and led the squad with 71 receptions for 1,016 yards (14.3 avg.) and nine touchdowns. Junior College: Earned second-team All-America honors at Jones County (Ellisville, Miss.) College following the 1998 season ... Caught 69 passes for 1,012 yards (14.7 avg.) and nine scores and helped JCC to a 12-0 mark and a victory in the Golden Isles Bowl ... Grabbed 37 passes for 639 yards (17.7 avg.) and five touchdowns as a freshman.

PERSONAL

Anthony Branch was born on July 18, 1979 ... Lettered in football and track at Monroe (Albany, Ga.) High ... Participated in indoor track at Louisville in 2001 ... Competed in the 60 meter dash (7.1) ... Also performed on the outdoor squad in the 60 meters, 100 meters and 4x100 relays ... Besides football, also enjoys soccer ... Majored in communications.

NFL SINGLE-GAME ROOKIE RECEPTION LEADERS

- 14 Don Looney, Phi. at Wash (12/1/40)
13 Deion Branch, N.E. at S.D. (9/29/02)
 Sid Blanks, Houston at S.D. (9/12/64)
 LaDainian Tomlinson S.D. vs. Ariz. (11/25/01)

SINGLE-GAME CAREER HIGHS

Regular Season:

Receptions:	13	at San Diego (09/29/02)
Yards:	128	vs. San Diego (09/29/02)
Average (min. 4 rec.):	7.5	at Kansas City (11/22/04)
Long:	66t	at Denver (11/03/03)
Touchdowns:	1	9 times, most recent vs. San Francisco (01/02/05)

Postseason:

Receptions:	11	vs. Philadelphia (02/06/05)
Yards:	143	vs. Carolina (02/01/04)
Average (min. 4 rec.):	29.0	at Pittsburgh (01/23/05)
Long:	60	at Pittsburgh (01/23/05)
Touchdowns:	1	at Pittsburgh (01/23/05) vs. Carolina (02/01/04)

DEION BRANCH

Pos: WR Ht: 5-9 Wt: 193 Year: 4th Acq: D2-02 (65th) College: Louisville Born: 7/18/79

Regular Season		Receiving				Rushing				Kick Returns				Punt Returns			
Year	Team	G/S	No	Yds	Avg	Lg	TD	No	Yds	Avg	Lg	TD	No	Yds	Avg	Lg	TD
2002	Patriots	13/7	43	489	11.4	49t	2	2	0	0.0	4	0	36	863	24.0	63	0
2003	Patriots	15/11	57	803	14.1	66t	3	1	1111.0	11	0	-	-	4	1	26	6.5
2004	Patriots	9/9	35	454	13.0	26t	4	0	0	0.0	0	0	-	-	1	0	0.0
Totals-3 years		37/27	135	1746	12.8	66t	9	3	11	3.7	11	0	36	863	24.0	63	0
Postseason		Receiving				Rushing				Kick Returns				Punt Returns			
Year	Team	G/S	No	Yds	Avg	Lg	TD	No	Yds	Avg	Lg	TD	No	Yds	Avg	Lg	TD
2003	Patriots	3/3	15	176	11.7	52	1	0	0	0	0	0	0	0	2	2.0	2
2004	Patriots	3/3	16	264	16.5	60t	1	2	3718.5	23t	1	0	0	0	0	0	0
Totals-2 years		6/6	31	430	13.9	60t	2	2	3718.5	23t	1	0	0	0	2	2.0	2

BRANCH'S CAREER GAME BY GAME

		Receiving				Rushing				Kick Returns				Punt Returns			
2002	Opponent	P/S	No	Yds	Avg	Lg	TD	No	Yds	Avg	Lg	TD	No	Yds	Avg	Lg	TD
09/09	Pittsburgh	p	6	83	13.8	22t	1	-	-	-	-	-	2	51	25.5	29	0
09/15	at N.Y. Jets	p	3	65	21.7	49t	1	-	-	-	-	-	1	17	17.0	17	0
09/22	Kansas City	S	6	33	5.5	11	0	-	-	-	-	-	7	201	28.7	52	0
09/29	at San Diego	S	13	128	9.8	18	0	1	4	4.0	4	0	1	26	26.0	26	0
10/05	at Miami	S	4	61	15.3	24	0	-	-	-	-	-	1	22	22.0	22	0
10/13	Green Bay	S	5	38	7.6	18	0	-	-	-	-	-	-	-	-	-	-
10/27	Denver	p	-	-	-	-	-	-	-	-	-	-	3	60	20.0	27	0
11/03	at Buffalo	S	-	-	-	-	-	1	-4	-4.0	-4	0	2	39	19.5	20	0
11/10	at Chicago	p	1	9	9.0	9	0	-	-	-	-	-	7	156	22.3	33	0
11/17	at Oakland	p	3	11	3.7	6	0	-	-	-	-	-	4	78	19.5	33	0
11/24	Minnesota	S	1	20	20.0	20	0	-	-	-	-	-	3	72	24.0	27	0
11/28	at Detroit	p	-	-	-	-	-	-	-	-	-	-	5	141	28.2	63	0
12/08	Buffalo	S	1	41	41.0	41	0	-	-	-	-	-	-	-	-	-	-
12/16	at Tennessee	Inactive				Inactive				Inactive				Inactive			
12/22	N.Y. Jets	Inactive				Inactive				Inactive				Inactive			
12/29	Miami	Inactive				Inactive				Inactive				Inactive			
2002 Totals		13/7	43	489	11.4	49t	2	2	0	0.0	4	0	36	863	24.0	63	0
		Receiving				Rushing				Kick Returns				Punt Returns			
2003	Opponent	P/S	No	Yds	Avg	Lg	TD	No	Yds	Avg	Lg	TD	No	Yds	Avg	Lg	TD
09/07	at Buffalo	p	1	8	8.0	8	0	-	-	-	-	-	-	1	0	11.0	11
09/14	at Philadelphia	S	6	89	14.8	26t	1	-	-	-	-	-	-	-	-	-	-
09/21	N.Y. Jets	p	2	25	12.5	16	0	-	-	-	-	-	-	-	-	-	-
09/28	at Washington	S	3	38	12.7	17	0	1	1111.0	11	0	-	-	-	-	-	-
10/05	Tennessee	S	5	68	13.6	23	0	-	-	-	-	-	-	-	-	-	-
10/12	N.Y. Giants	Inactive				Inactive				Inactive				Inactive			
10/19	at Miami	p	6	62	10.3	20	0	-	-	-	-	-	-	-	-	-	-
10/26	Cleveland	S	3	30	10.0	16	0	-	-	-	-	-	-	-	-	-	-
11/03	at Denver	S	3	107	35.7	66t	1	-	-	-	-	-	-	3	0	15.0	10
11/16	Dallas	S	2	69	34.5	46	0	-	-	-	-	-	-	-	-	-	-
11/23	at Houston	S	5	52	10.4	19	0	-	-	-	-	-	-	-	-	-	-
11/30	at Indianapolis	S	6	64	10.7	14	1	-	-	-	-	-	-	-	-	-	-
12/07	Miami	S	6	93	15.5	25	0	-	-	-	-	-	-	-	-	-	-
12/14	Jacksonville	S	1	16	16.0	16	0	-	-	-	-	-	-	-	-	-	-
12/20	at N.Y. Jets	S	2	24	12.0	18	0	-	-	-	-	-	-	-	-	-	-
12/27	Buffalo	S	6	58	9.7	30	0	-	-	-	-	-	-	-	-	-	-
2003 Totals		15/11	57	803	14.1	66t	3	1	11	11.0	11	0	0	0	0	0	0
01/10	Tennessee	S	3	10	3.3	6	0	-	-	-	-	-	-	-	-	-	-
01/18	Indianapolis	S	2	23	11.5	14	0	-	-	-	-	-	-	-	-	-	-
02/01	at Carolina	S	10	143	14.3	52	1	-	-	-	-	-	-	1	0	2	2.0
2003 Postseason		3/3	15	176	11.7	52	1	0	0	0.0	0	0	0	0	0	2	2.0
		Receiving				Rushing				Kick Returns				Punt Returns			
2004	Opponent	P/S	No	Yds	Avg	Lg	TD	No	Yds	Avg	Lg	TD	No	Yds	Avg	Lg	TD
09/09	Indianapolis	S	7	86	12.3	21	1	-	-	-	-	-	-	-	-	-	-
09/19	at Arizona	S	1	7	7.0	7	0	-	-	-	-	-	-	-	-	-	-
10/03	at Buffalo	Inactive				Inactive				Inactive				Inactive			
10/10	Miami	Inactive				Inactive				Inactive				Inactive			
10/17	Seattle	Inactive				Inactive				Inactive				Inactive			
10/24	N.Y. Jets	Inactive				Inactive				Inactive				Inactive			
10/31	at Pittsburgh	Inactive				Inactive				Inactive				Inactive			
11/07	at St. Louis	Inactive				Inactive				Inactive				Inactive			
11/14	Buffalo	Inactive				Inactive				Inactive				Inactive			
11/22	at Kansas City	S	6	105	17.5	26t	1	-	-	-	-	-	-	-	-	-	-
11/28	Baltimore	S	4	51	12.8	15	0	-	-	-	-	-	-	-	-	-	-
12/05	at Cleveland	S	1	13	13.0	13	0	-	-	-	-	-	-	-	-	-	-
12/12	Cincinnati	S	3	44	14.7	23	0	-	-	-	-	-	-	-	-	-	-
12/20	at Miami	S	3	44	14.7	23	0	-	-	-	-	-	-	-	-	-	-
12/26	at N.Y. Jets	S	7	82	11.7	21	1	-	-	-	-	-	-	-	-	-	-
01/02	San Francisco	S	3	22	7.3	8t	1	-	-	-	-	-	-	-	-	-	-
2004 Totals		9/9	35	454	13.0	26t	4	0	0	0.0	0	0	0	0	0	0	0
01/16	Indianapolis	S	1	15	15.0	15	0	-	-	-	-	-	-	-	-	-	-
01/23	at Pittsburgh	S	4	116	29.0	60	1	2	3718.5	23t	1	0	0	0	0	0	0
02/06	at Philadelphia	S	11	133	12.1	27	0	-	-	-	-	-	-	-	-	-	-
2004 Postseason		3/3	16	264	16.5	60	1	2	3718.5	23t	1	0	0	0	0	0	0



CHAD BROWN

LINEBACKER



PRO BOWLS:



6-2 ★ 245 lbs ★ Born 7/12/70 ★ Exp. (NFL/Patriots): 13/1
GP/GS (Playoffs): 163/156 (11/9) ★ Acq: FA-05 ★ Colorado ★ Altadena, Calif.

CAREER TRANSACTIONS

Chad Brown was signed by the Patriots as an unrestricted free agent on May 10, 2005 ... Originally drafted by the Pittsburgh Steelers in the second round (44th overall) of the 1993 NFL Draft ... Signed as an unrestricted free agent with the Seattle Seahawks on February 15, 1997.

CAREER HIGHLIGHTS

Career GP/GS: 163/156 (11/9)

★ Brown has recorded 1,043 career tackles (778 solo), 78.0 sacks, six interceptions, 19 forced fumbles and 15 fumble recoveries in his 12-year career.

★ Entering 2005, Brown has played in 163 career games with 156 starts and has started every game in which he has played dating back to his rookie season (1993).

★ Brown owns 78.0 career sacks, more than any other active NFL linebacker.

★ During his eight-year stint with the Seahawks, Brown averaged 93 tackles per season and had more tackles (744) than any other Seattle player over that span.

★ Brown averaged 100 tackles per season in 2000 and 2001, starting all 16 games in each campaign.

★ During the 2002 season, Brown recorded at least one sack in five consecutive games starting with Arizona (9/15) ending at St. Louis (10/20), his longest such streak since the 1997 season.

★ In 1999, Brown led team in tackles for third consecutive season with 117 stops (87 solo) en route to his third AFC Pro Bowl selection.

★ Brown recorded a career-high 150 tackles in 1998 and finished second on the team with 7.5 quarterback sacks. For his effort he was voted to the Pro Bowl and started at outside linebacker for the AFC squad.

★ Brown earned his first trip to the Pro Bowl after recording 13.0 sacks for Pittsburgh in 1996, a season in which he was named first team All-NFL by the *Associated Press*, *Sports Illustrated* and *Pro Football Weekly*, among other publications.

★ Brown collected a single-game career high with 4.5 sacks at Cincinnati in 1996.

★ Brown collected three of his four postseason sacks in the Steelers' 42-14 wild card victory over the Colts in the 1996 playoffs.

★ As a rookie, Brown made an immediate impact by registering 69 tackles (43 solo), three sacks and two forced fumbles. He earned first team All-Rookie honors from *Pro Football Weekly*, *Pro Football News* and the Pro Football Writers Association.

SEASONAL REVIEWS

2004 (7/7, 1/1 - Seattle): Started all seven regular season games in which he appeared ... Registered 37 tackles (26 solo), a sack, a forced fumble and a fumble recovery. **Carolina (10/31):** Tied for the team-lead with six stops (3 solo). **St. Louis (11/14):** Tied season-high with six tackles (five solo). **Miami (11/21):** Had three tackles (two solo) and a fumble recovery, the 15th of his career, returning it 15 yards to the Miami 15 yard line late in the fourth quarter to seal the win ... His 15 return yards moved him in to first-place on Seattle's all-time fumble return yards list (96 yards). **Atlanta (1/2):** Led the team with 11 tackles (6 solo) and posted his first sack of the year resulting in a forced fumble. **St. Louis (1/8):** Led the team with 10 tackles (8 solo) and posted his fourth career postseason sack.

2003 (14/14, 1/1 - Seattle): Started all 14 games in which he played ... Finished third on team with 86 tackles (73 solo) and second with 7.0 sacks ... Began the season in eighth place on the Seahawks all-time tackle list and finished in fifth (707) moving past Cortez Kennedy (668), Dave Brown (684) and Jeff Bryant (689). **Arizona (9/14):** Collected his sixth career interception in the Seahawks' 38-0 victory over the Cardinals.

Pittsburgh (11/2): Posted his 15th career multi-sack game with two sacks against the Steelers. **San Francisco (12/27):** Led team with 10 tackles, including two sacks in the Seahawks' 24-17 victory over the 49ers ... Surpassed 1,000 career tackles (1,006) in the finale. **Green Bay (1/4):** Recorded two tackles in the postseason matchup with the Packers before leaving early in the second quarter with an ankle injury.

2002 (8/8 - Seattle): Started the first eight regular-season games before undergoing season-ending surgery after suffering a broken foot versus Washington ... Finished second on the team totaling six sacks to go along with 50 total tackles (42 solo) ... Recorded at least one sack in five consecutive games starting with Arizona (9/15) ending at St. Louis (10/20), his lon-

EXTRA POINTS

● Chad owns his own business, "Pro Exotics" in Littleton, Colo., where he breeds and sells non-venomous snakes and reptiles.

● Chad teamed with Ted Johnson for two years to form a potent combination in the Colorado Buffaloes' linebacker corps.

● Chad enjoys extreme sports like snowboarding and BMX biking and is learning how to play the drums.

ing a broken foot versus Washington ... Finished second on the team totaling six sacks to go along with 50 total tackles (42 solo) ... Recorded at least one sack in five consecutive games starting with Arizona (9/15) ending at St. Louis (10/20), his lon-

gest such streak since the 1997 season. **Minnesota (9/29):** Had a season-high 11 tackles in the Seahawks' 48-23 victory over the Vikings.

2001 (16/16 - Seattle): Started 16 games at outside linebacker ... Finished second on the team with 106 tackles (80 solo) and 8.5 sacks ... Accumulated six passes defended, two forced fumbles and a fumble recovery ... Was selected as a first alternate at outside linebacker for the AFC Pro Bowl squad, but did not get to make the trip to Hawaii ... Started the season on a torrid sack pace compiling three multi-sack performances in the first four games. **Cleveland (9/9):** Opened the season with two sacks on eight total tackles in the Seahawks' 9-6 victory over the Browns. **Philadelphia (9/23):** Registered another two-sack effort versus the Eagles the following week. **Jacksonville (10/07):** Led the team with 1.5 sacks in the Seahawks' 24-15 victory over the Jaguars. **Buffalo (11/18):** Posted six tackles and a sack against the Bills ... The sack marked 6.5 sacks through just the ninth game, eclipsing his total from all of 2000 (6.0). **Kansas City (11/25):** Totaled a season-high and team leading 12 tackles, including a sack against the Chiefs.

2000 (16/16 - Seattle): Started all 16 games and tied for the team lead with 6.0 sacks ... Finished third on the team with 94 tackles (71 solo), while also registering one interception, three passes defended, two forced fumbles, three fumble recoveries and a touchdown. **Carolina (10/8):** Collected 1.5 sacks and his fifth career interception against the Panthers ... The game marked the first of three consecutive contests with at least one sack, the first time he accomplished the feat since 1998. **Indianapolis (10/15):** Notched 10 tackles, including a sack against the Colts. **San Diego (11/5):** Registered a season-high 11 tackles, while also recovering a fumble in the victory. **Jacksonville (11/12):** Sacked Mark Brunell two times, marking the first time he had two sacks in a game since 1998. **Denver (11/26):** Collected his third career touchdown with a 10-yard fumble return for a score against the Broncos. **Buffalo (12/23):** In the season finale, collected six tackles and forced and recovered a fumble.

1999 (15/15, 1/1 - Seattle): Led the team in tackles for third consecutive season with 117 (87 solo) en route to his third AFC Pro Bowl selection (second with Seattle) ... Finished fourth on the team with 5.5 sacks and led the team five times in tackles. **Detroit (9/12):** Recorded five tackles and 1.5 sacks in just one half of action in the season opener, but suffered a neck injury and was forced to miss the second half and the following week. **Green Bay (11/1):** Tied season high with team leading 12 stops (11 solo) and a forced fumble in Monday Night tilt against the Packers. **Tampa Bay (11/28):** Tallied 12 tackles (eight solo) and a sack against the Buccaneers. **Oakland (12/5):** Led the team with 10 tackles (five solo). **Kansas City (12/26):** Recorded seven tackles and a sack in the Kingdome's finale. **N.Y. Jets (1/2):** Notched a team-leading 10 tackles (seven solo) and a sack. **Miami (1/9):** Led team with 10 stops (six solo) in playoff loss against the Dolphins.

1998 (16/16 - Seattle): Finished the season as the Seahawks' leader in tackles with 150 total stops (team-high and career-best 119 solo), and second with 7.5 quarterback sacks ... Was voted to Pro Bowl and started at outside linebacker for the AFC squad ... His tackle total ranks second in Seahawks team history behind

Terry Beeson's 1978 record of 153 total tackles ... His sack total was good for 10th in the AFC ... Recorded at least nine tackles in 12 games, and led the club in total tackles a team-high eight times ... Had a streak of four consecutive games with at least half a quarterback sack during the season (9/20 - 10/11). **Pittsburgh (9/27):** Tied a career-high with 14 total tackles against his former club. **Denver (10/20):** Recorded his second 14-tackle effort of season against the Broncos. **Kansas City (11/8):** Notched the eighth career multi-sack effort of his career with two quarterback throwdowns against the Chiefs ... Recorded the fourth interception of his career when he picked off a Rich Gannon pass at the Seahawks' 15-yard line in the fourth quarter.

1997 (15/15 - Seattle): Started 15 games at right linebacker and led the team with 104 tackles (75 solo) and four fumble recoveries ... Finished third on the team with 6.5 sacks and tied for second with 12.5 tackles for loss ... Recorded at least 10 stops in three games and led the team in tackles a team high six times ... Finished with a team-high four fumble recoveries, the most recoveries by a Seahawks player since 1991. **Denver (9/7):** Collected his first career touchdown with a 26-yard fumble return for a score against the Broncos. **Indianapolis (9/21):** Earned AFC Defensive Player of the Week honors after a three-sack performance against the Colts ... Was a member of a defense that held the Colts to a franchise low 118 yards. **Tennessee (10/5):** Registered a season-high 12 tackles against the Titans. **New Orleans (11/16):** Tied a team record with two fumble recoveries against the Saints. **Baltimore (12/7):** Registered his second touchdown of the season with a 42-yard fumble return for a score against the Ravens.

1996 (14/14, 2/2 - Pittsburgh): Started 14 games at linebacker and earned a trip to the Pro Bowl as a starter ... Started the season opener at inside linebacker before moving to outside linebacker after a season-ending injury to five-time Pro Bowler Greg Lloyd ... Led the team with 13 sacks, a total that ranked third in the AFC and fourth in the NFL ... Finished second on the team with 81 tackles ... Missed two-of-the-last-four games with an ankle injury but returned to start both playoff games. **Cincinnati (10/13):** Earned AFC Defensive Player of the Week honors after collecting 11 tackles and an NFL-high 4.5 sacks, one-half off the Pittsburgh team record ... The 4.5 sacks were the highest by an NFL player since 1991. **Jacksonville (11/18):** Totaled three sacks against the Jaguars. **San Diego (12/8):** Notched two sacks against the Chargers. **Indianapolis (12/29):** Totaled five tackles and three sacks against the Colts in a wild card game victory. **New England (1/5):** Registered six tackles in an AFC Championship Game loss to the Patriots.

1995 (10/10, 3/1 - Pittsburgh): Started 10 of the first 11 games, missing the eighth game with an ankle sprain, an injury that also kept him inactive for the last five games of the regular season ... Was leading the NFL with 5.5 sacks after five weeks ... Returned to play in all three postseason games, starting Super Bowl XXX versus Dallas. **Houston (9/10):** Collected a three-sack performance against the Oilers. **Jacksonville (10/29):** Inactive against the Jaguars, the first game he had missed on any level.

1994 (16/16, 2/2 - Pittsburgh): Started all 16 regular season games and led team with 119 tackles (90 solo) ... Finished third on the team with 8.5 sacks ...

Collected at least 10 tackles in four games, including a single-game career best 14 (12 solo) against Seattle in Husky Stadium ... Led the team in tackles six times ... Added seven tackles in two postseason starts. **Cleveland (12/18):** Intercepted his first career pass against the Browns.

1993 (16/9, 1/1 - Pittsburgh): Played 16 games and started the last nine contests at inside linebacker ... Finished the season with 69 tackles, three sacks, and a team-high 10 quarterback pressures. **Cincinnati (11/7):** Credited with six tackles, two sacks, and a forced fumble in his first start to earn a game ball. **Miami (12/13):** Posted a single-game high 10 tackles, including a sack and forced fumble against the Dolphins. **Kansas City (1/8):** Started in his first postseason contest and had 10 tackles ... Added one special teams stop.

COLLEGE

Brown was a four-year starter and two-time first-team All-Big Eight Conference selection at Colorado ... Played inside linebacker his first two seasons before moving to outside linebacker as a junior and senior ... Finished his career with 369 total tackles (242 solo), 38 tackles for loss and 14 sacks ... Finished fourth in school history in total tackles and third in solo stops ... Posted a single-

season high 125 tackles in 1991 along with eight sacks ... Had 15 tackles for loss in both 1991 and 1992 ... Set up the game-winning touchdown with a forced fumble in the 1990 Orange Bowl versus Notre Dame enabling Colorado to win the national championship ... Graduated with a degree in marketing from Colorado.

PERSONAL

Chad Brown was born the son of James and Marcia Brown on July 12, 1970 in Pasadena, Calif. ... Played linebacker, tight end, and fullback at John Muir High School in Altadena, Calif. with former teammate Marcus Robertson ... First-team all-state choice as a senior after recording 136 tackles with 11 sacks, and six fumble recoveries ... Added 13 receptions with four touchdowns, 320 rushing yards and three scores ... Named a two-time All-San Gabriel Valley and All-Pacific League choice as a junior and senior ... Team went 14-0 and won CIF title as a junior ... Also lettered in track ... Chad owns his own business, Pro Exotics in Littleton, Colo., where he breeds and sells non-venomous snakes and reptiles ... Currently learning to play the drums ... He and his wife, Kristin (6/11/94), have a daughter, Amari (8/2/96) and a son, Aram (5/12/99) ... Resides in Lone Tree, Colorado in the offseason.

CHAD BROWN

Pos: LB Ht: 6-2 Wt: 245 Year: 13th Acq: FA-05 College: Colorado Born: 7/12/70

Regular Season			Tackles					Interceptions					Miscellaneous			
Year	Team	P/S	TT	UT	A	S	Yds	No	Yds	Lg	TD	PD	FF	FR	TD	Blk
1993	Steelers	16/9	69	43	26	3.0	22.0	0	0	0	0	1	2	0	0	0
1994	Steelers	16/16	119	90	29	8.5	73.0	1	9	9	0	5	2	0	0	0
1995	Steelers	10/10	30	20	10	5.5	40.0	0	0	0	0	1	1	0	0	0
1996	Steelers	14/14	81	51	30	13.0	97.5	2	20	16	0	5	3	2	0	0
1997	Seahawks	15/15	104	75	29	6.5	43.0	0	0	0	0	3	1	4	2	0
1998	Seahawks	16/16	150	119	31	7.5	37.5	1	11	11	0	8	1	1	0	0
1999	Seahawks	15/15	117	87	30	5.5	29.0	0	0	0	0	6	2	1	0	0
2000	Seahawks	16/16	94	71	23	6.0	20.0	1	0	0	0	3	2	3	1	0
2001	Seahawks	16/16	106	80	26	8.5	74.0	0	0	0	0	6	2	1	0	0
2002	Seahawks	8/8	50	42	8	6.0	28.0	0	0	0	0	2	1	0	0	0
2003	Seahawks	14/14	86	74	12	7.0	39.0	1	-1	-1	0	3	1	2	0	0
2004	Seahawks	7/7	37	26	11	1.0	14.0	0	0	0	0	0	1	1	0	0
Totals-12 years			1043	778	265	78.0	517.0	6	39	16	0	43	19	15	3	0

Postseason			Tackles					Interceptions					Miscellaneous			
Year	Team	P/S	TT	UT	A	S	Yds	No	Yds	Lg	TD	PD	FF	FR	TD	Blk
1993	Steelers	1/1	10	6	4	0.0	0.0	0	0	0	0	0	0	0	0	0
1994	Steelers	2/2	7	4	3	0.0	0.0	0	0	0	0	0	1	0	0	0
1995	Steelers	3/1	8	5	3	0.0	0.0	0	0	0	0	0	0	0	0	0
1996	Steelers	2/2	11	10	1	3.0	37.0	0	0	0	0	0	1	0	0	0
1999	Seahawks	1/1	10	6	4	0.0	0.0	0	0	0	0	1	0	0	0	0
2003	Seahawks	1/1	2	1	1	0.0	0.0	0	0	0	0	0	0	0	0	0
2004	Seahawks	1/1	10	8	2	1.0	2.0	0	0	0	0	0	0	0	0	0
Totals-7 years			58	40	18	4.0	39.0	0	0	0	0	1	2	0	0	0

BROWN'S CAREER GAME BY GAME

1993 Game-By-Game Statistics Unavailable														12/24	at San Diego	S	9	8	1	1	10	0	0	1	0	0	1
1994 Totals														6/16	119	90	29	8.5	75	1	9	5	2	0	4	0	1
9/4	Dallas	S	8	5	3	0	0	0	0	0	0	0	0	0	0	0	0	0	0	0	0	0	0	0	0	0	0
9/11	at Cleveland	S	7	4	3	0	0	0	0	0	0	0	0	0	0	0	0	0	0	0	0	0	0	0	0	0	0
9/18	Indianapolis	S	8	6	2	0	0	0	0	0	0	0	0	0	0	0	0	0	0	0	0	0	0	0	0	0	0
9/25	at Seattle	S	14	12	2	1	9	0	0	0	0	1	0	1	0	1	0	1	0	1	0	1	0	1	0	1	0
10/3	Houston	S	3	2	1	0.5	2	0	0	0	0	0	0	0	0	0	0	0	0	0	0	0	0	0	0	0	0
10/16	Cincinnati	S	3	3	2	0	0	0	0	0	0	1	0	0	1	0	0	1	0	0	0	0	0	0	0	0	0
10/23	at NY Giants	S	10	9	1	0	0	0	0	0	0	0	0	0	0	0	0	0	0	0	0	0	0	0	0	0	0
10/30	at Arizona	S	12	10	2	0	0	0	0	0	0	1	0	0	0	0	0	0	0	0	0	0	0	0	0	0	0
11/6	at Houston	S	6	5	1	0	0	0	0	0	0	0	0	0	0	0	0	0	0	0	0	0	0	0	0	0	0
11/14	Buffalo	S	10	6	4	1	1	0	0	0	0	0	0	0	0	0	0	0	0	0	0	0	0	0	0	0	0
11/20	Miami	S	5	4	1	2	15	0	0	0	0	0	0	0	0	0	0	0	0	0	0	0	0	0	0	0	0
11/27	at L.A. Raiders	S	7	7	0	1	7	0	0	0	0	1	0	0	0	0	0	0	0	0	0	0	0	0	0	0	0
12/4	at Cincinnati	S	2	2	0	1	1	0	0	0	0	0	0	0	0	0	0	0	0	0	0	0	0	0	0	0	0
12/11	Philadelphia	S	6	2	4	1	10	0	0	0	0	0	0	0	0	0	0	0	0	0	0	0	0	0	0	0	0
12/18	Cleveland	S	7	5	2	0	0	1	9	1	0	0	0	0	0	0	0	0	0	0	0	0	0	0	0	0	0
1995 Totals														10/10	30	20	10	5.5395	0	0	1	0	0	0	0	0	0

BROWN'S CAREER GAME BY GAME (CONT.)

1996	Opp.	P/S	TT	UT	A	SYds	IntYds	PD	FF	FR	SpT
9/1	at Jacksonville	S	7	3	4	0	0	0	0	0	0
9/8	Baltimore	S	4	1	3	0	0	0	0	0	1
9/16	Buffalo	S	7	5	2	1	10	0	0	0	0
9/29	Houston	S	5	3	2	0	0	0	0	1	0
10/7	at Kansas City	S	10	10	0	0	0	0	0	0	0
10/13	Cincinnati	S	11	4	7	4.5	32	1	4	2	1
10/20	at Houston	S	6	2	4	0.5	3.5	0	0	0	0
10/27	at Atlanta	S	2	1	1	0	0	0	0	0	0
11/3	St. Louis	S	2	2	0	1	7	0	0	0	0
11/10	at Cincinnati	S	4	4	0	0	0	1	16	1	0
11/17	Jacksonville	S	6	6	0	3	21	0	0	0	1
11/25	at Miami	S	2	2	0	1	10	0	0	0	0
12/8	San Diego	S	7	2	5	2	19	0	0	1	0
12/15	San Francisco	S	8	5	3	0	0	0	0	1	0

1996 Totals 14/14 81 50 31 13 102.5 2 20 5 3 2 0

1997	Opp.	P/S	TT	UT	A	SYds	IntYds	PD	FF	FR	SpT
8/31	N.Y. Jets	S	3	2	1	0	0	0	0	0	0
9/7	Denver	S	8	7	1	0	0	0	0	0	1
9/14	at Indianapolis	S	6	5	1	3	27	0	0	0	0
9/21	San Diego	S	3	0	3	0	0	0	1	0	0
9/28	at Kansas City	S	11	9	2	0	0	0	0	0	0
10/5	Tennessee	S	12	7	5	0	0	0	0	0	0
10/19	at St. Louis	S	8	7	1	1	3	0	1	0	0
10/26	Oakland	S	7	5	2	1	8	0	0	0	0
11/2	at Denver	S	11	8	3	0	0	0	0	0	0
11/9	at San Diego	S	9	7	2	1.5	5	0	0	0	0
11/16	at New Orleans	S	8	5	3	0	0	0	0	2	0
11/23	Kansas City	S	4	3	1	0	0	0	0	0	0
11/30	Atlanta	S	4	3	1	0	0	0	0	0	0
12/7	at Baltimore	S	2	2	0	0	0	0	0	1	0
12/21	San Francisco	S	8	5	3	0	0	0	0	1	0

1997 Totals 15/15 104 75 29 6.5 43 0 0 3 1 4 0

1998	Opp.	P/S	TT	UT	A	SYds	IntYds	PD	FF	FR	SpT
9/6	at Philadelphia	S	5	3	2	0	0	0	0	0	0
9/13	Arizona	S	9	5	4	0.5	1.5	0	0	1	0
9/20	Washington	S	6	3	3	0	0.5	0	0	0	1
9/27	at Pittsburgh	S	14	7	7	0.5	2.5	0	0	0	0
10/4	at Kansas City	S	11	9	2	1	2	0	0	0	0
10/11	Denver	S	14	13	1	1	3	0	0	0	0
10/25	at San Diego	S	9	8	1	0	0	0	0	0	0
11/1	Oakland	S	9	8	1	0	0	0	1	0	0
11/8	Kansas City	S	9	6	3	2	16	1	1	1	2
11/15	at Oakland	S	9	8	1	1	5	0	1	0	0
11/22	at Dallas	S	12	11	1	0	0	0	1	0	0
11/29	Tennessee	S	12	11	1	1	1	0	0	0	0
12/6	at N.Y. Jets	S	11	9	2	0	0	0	0	0	1
12/13	San Diego	S	9	7	2	0	0	0	1	0	0
12/20	Indianapolis	S	4	3	1	0	0	0	1	0	0
12/27	at Denver	S	6	6	0	0	0	0	0	1	0

1998 Totals 16/16 149 117 32 7.5 31.5 1 1 8 1 1 1

1999	Opp.	P/S	TT	UT	A	SYds	IntYds	PD	FF	FR	SpT
9/12	Detroit	S	5	3	2	1.5	3	0	0	0	0
9/26	at Pittsburgh	S	8	7	1	0	0	0	0	0	0
10/3	Oakland	S	9	6	3	0	0	0	1	0	0
10/17	at San Diego	S	7	7	0	0	0	0	0	0	0
10/24	Buffalo	S	4	3	1	0	0	0	0	0	0
11/1	at Green Bay	S	12	11	1	0	0	0	0	1	0
11/7	Cincinnati	S	5	4	1	0	0	0	0	0	0
11/14	Denver	S	7	4	3	1	3	0	2	0	0
11/21	at Kansas City	S	6	5	1	0	0	0	2	1	0
11/28	Tampa Bay	S	12	8	4	1	8	0	0	0	0
12/5	at Oakland	S	10	5	5	0	0	0	0	1	0
12/12	San Diego	S	8	8	0	0	0	0	0	0	0
12/19	at Denver	S	7	6	1	0	0	0	0	0	0
12/26	Kansas City	S	7	3	4	1	6	0	0	0	0
1/2	at N.Y. Jets	S	10	7	3	1	9	0	0	0	0

1999 Totals 15/15 117 87 30 5.5 29 0 0 6 2 1 0

2000	Opp.	P/S	TT	UT	A	SYds	IntYds	PD	FF	FR	SpT
9/3	at Miami	S	4	3	1	0	0	0	0	0	0
9/10	St. Louis	S	8	4	4	0.5	3.5	0	0	1	0
9/17	New Orleans	S	6	5	1	0	0	0	0	0	0
9/24	at San Diego	S	5	5	0	0	0	0	0	0	0
10/2	at Kansas City	S	7	6	1	0	0	0	0	0	0
10/8	at Carolina	S	4	3	1	1.5	6.5	1	0	1	0
10/15	Indianapolis	S	10	7	3	1	1	0	0	0	0
10/22	at Oakland	S	3	2	1	1	2	0	0	1	0
10/29	Kansas City	S	7	7	0	0	0	0	0	0	0
11/5	San Diego	S	11	10	1	0	0	0	0	0	1
11/12	at Jacksonville	S	4	3	1	2	7	0	0	0	0
11/26	Denver	S	6	4	2	0	0	0	0	0	1
12/3	at Atlanta	S	1	1	0	0	0	0	0	0	0
12/10	at Denver	S	4	2	2	0	0	0	0	0	0
12/16	Oakland	S	8	5	3	0	0	0	0	1	0
12/23	Buffalo	S	6	4	2	0	0	0	0	1	1

2000 Totals 16/16 94 71 23 6 20 1 0 3 2 3 0

2001	Opp.	P/S	TT	UT	A	SYds	IntYds	PD	FF	FR	SpT
9/9	at Cleveland	S	8	8	0	2	15	0	0	0	0
9/23	Philadelphia	S	11	8	3	2	19	0	0	0	0
9/30	at Oakland	S	6	6	0	0	0	0	0	0	0
10/7	Jacksonville	S	7	5	2	1.5	17	0	0	0	0
10/14	Denver	S	9	7	2	0	0	0	0	0	0
10/28	Miami	S	5	3	2	0	0	0	0	0	0
11/4	at Washington	S	8	7	1	0	0	0	0	0	0
11/11	Oakland	S	3	3	0	0	0	0	0	0	0
11/18	at Buffalo	S	6	2	4	1	3	0	1	1	0
11/25	at Kansas City	S	12	10	0	1	8	0	0	1	0
12/2	San Diego	S	4	3	0	0	0	0	1	0	0
12/9	at Denver	S	3	2	1	0	0	0	2	0	1
12/16	Dallas	S	1	1	0	0	0	0	0	0	0
12/23	at N.Y. Giants	S	10	5	5	0	0	0	0	0	0
12/30	at San Diego	S	5	5	0	1	8	0	1	0	0
1/6	Kansas City	S	5	2	3	0	0	0	0	1	0

2001 Totals 16/16 106 80 26 6.5 70 0 0 6 2 1 0

2002	Opp.	P/S	TT	UT	A	SYds	IntYds	PD	FF	FR	SpT
9/8	at Oakland	S	7	7	0	0	0	0	0	0	0
9/15	Arizona	S	9	8	1	1	6	0	0	1	0
9/22	at N.Y. Giants	S	9	8	1	1	8	0	0	0	0
9/29	Minnesota	S	11	8	3	1	2	0	0	0	0
10/14	San Francisco	S	4	3	1	1	6	0	1	0	0
10/20	at St. Louis	S	3	3	0	1	5	0	1	0	1
10/27	at Dallas	S	4	3	1	0	0	0	0	0	0
11/3	Washington	S	3	2	1	1	1	0	0	0	0

2002 Totals 8/8 50 42 8 6 28 0 0 2 1 0 1

2003	Opp.	P/S	TT	UT	A	SYds	IntYds	PD	FF	FR	SpT
9/7	New Orleans	S	5	4	1	0	0	0	0	0	1
9/14	at Arizona	S	6	4	2	0	0	1	-1	0	0
9/21	St. Louis	S	5	3	2	0	0	0	0	1	0
10/5	at Green Bay	S	8	8	0	0	0	0	0	0	0
10/12	San Francisco	S	8	8	0	1	1	0	0	1	0
10/19	Chicago	S	7	6	1	1	7	0	0	0	0
11/2	Pittsburgh	S	6	6	0	2	11	0	0	0	0
11/9	at Washington	S	6	6	0	0	0	0	0	0	0
11/16	Detroit	S	4	3	1	1	9	0	0	0	0
11/23	at Baltimore	S	4	2	2	0	0	0	0	0	0
11/30	Cleveland	S	4	4	0	0	0	0	0	0	0
12/7	at Minnesota	S	6	6	0	0	0	0	0	1	0
12/14	at St. Louis	S	7	7	0	0	0	0	0	0	0
12/27	at San Francisco	S	10	7	3	2	12	0	0	0	0

2003 Totals 14/14 86 74 12 7 40 1 -1 3 1 2 0

2004	Opp.	P/S	TT	UT	A	SYds	IntYds	PD	FF	FR	SpT
10/31	Carolina	S	6	3	3	0	0	0	0	0	0
11/7	at San Francisco	S	4	3	1	0	0	0	0	0	0
11/14	at St. Louis	S	6	5	1	0	0	0	0	0	0
11/21	Miami	S	3	2	1	0	0	0	0	0	1
12/19	at N.Y. Jets	S	7	7	0	0	0	0	0	0	0
12/26	Arizona	S	0	0	0	0	0	0	0	0	0
1/2	Atlanta	S	11	6	5	1	14	0	0	1	0

2004 Totals 7/7 37 26 11 1 14 0 0 0 1 1 0



TROY BROWN

WIDE RECEIVER



SUPER BOWLS: 01 03 04

PRO BOWLS: 01

5-10 ★ 196 lbs ★ Born 7/2/71 ★ Exp. (NFL/Patriots): 13/13
GP/GS (Playoffs): 162/58 (15/5) ★ Acq: D8-93 (198th) ★ Marshall ★ Barnwell, S.C.

CAREER TRANSACTIONS

Troy Brown was selected by the Patriots in the eighth round of the 1993 NFL draft (198th overall) ... Placed on injured reserve (quadriceps) on Dec. 31, 1993 ... Waived (08/28/94) ... Re-signed (10/19/94) ... Re-signed as a restricted free agent (02/02/96) ... Re-signed as an unrestricted free agent (03/10/97) ... Re-signed as an unrestricted free agent (02/28/00) ... Re-signed as an unrestricted free agent (05/23/05).

CAREER HIGHLIGHTS

Career GP/GS: 162/58 (15/5)

★ Brown ranks third on the Patriots all-time receptions list with 475 career receptions and also places third on the franchise's receiving yardage list with 5,516 yards.

★ Brown enters 2005 needing 16 more catches to pass Ben Coates and move into second place on the Patriots' all-time receptions list. He trails Stanley Morgan's franchise-leading total (534 receptions) by just 59 catches. Additionally, Brown needs 211 more receiving yards to pass Irving Fryar (5,726 yards) for second place on the team's receiving yardage list.

★ In 2004, Brown earned accolades for his play on defense, showing a level of versatility unmatched in recent NFL history. After injuries had taken a toll on the Patriots' secondary, he pitched in as the team's nickel back for the final nine games of the regular season and all three of the Patriots' post-season contests.

★ The team's third all-time leading receiver finished second on the team with three interceptions in the 2004 regular season and matched his reception total with 17 tackles on defense.

★ Brown became the only player in Patriots history to record a reception and an interception in the same game when he pulled the feat against Buffalo (11/14/04).

★ Brown's 321 receptions from 2000-03 are the highest four-year total in Patriots history. Tight end Ben Coates ranks second with a four-year total of 308 (1994-97).

★ Brown has been the longest-tenured Patriot since 2002 and was voted an offensive captain by his teammates in each of the past three seasons (2002-04).

★ Brown is the Patriots all-time leading punt returner, topping the team's all-time lists in returns (237) and yardage (2,524), and tying for the franchise record with three punt returns for touchdowns.

★ Brown's 97 catches in 2002 were the second highest total in franchise history, four behind his record 101 catches in 2001.

★ Brown became the first Patriot in club history to record three 80-catch seasons (97, 2002; 101, 2001; 83, 2000).

★ Brown amassed a franchise-record 16 catches vs. Kansas City (9/22/02), which ranked as the most receptions in one game in the NFL in 2002. It also tied the fourth highest single game total in NFL history shared by Keenan McCardell (10/20/96), Jerry Rice (10/20/94) and Sonny Randle (11/4/62).

★ Brown has amassed 13 career 100-yard receiving games during his 12-year career, and is tied for second in Patriots history behind Stanley Morgan (39).

★ Brown is the Patriots all-time leading return specialist with 4,386 combined return yards. He surpassed David Meggett's previous record of 3,999 yards in 2002.

★ Brown became the franchise's all-time leading punt returner in 2002, surpassing Irving Fryar's career total of 2,055 yards. He also ranks eighth among the Patriots all-time leading kick returners (1,862 yards).

★ Brown has played in 162 games during his 12-year Patriots career, the most of any active Patriot. He enters the 2005 season ranked eighth on the Patriots all-time games played list.

★ Brown earned his first trip to the Pro Bowl following the 2001 season and became just the third Patriots wide receiver to be selected to the Pro Bowl since 1970 (Stanley Morgan, 4 and Terry Glenn, 1).

★ Brown established a franchise record with 101 receptions during the 2001 season (96 - Ben Coates, 1994).

★ Brown accumulated 1,199 receiving yards in 2001, the second highest total in franchise history (1,491-Stanley Morgan, 1986).

★ Brown is the Patriots all-time leading receiver in the postseason with 47 catches and 553 yards during his 15 postseason games.

★ Brown returned two punts for touchdowns in 2001 (85 yards vs. Cleveland, 12/9 and 68 yards at Carolina, 1/6) and was the only player to accomplish the feat in the NFL in 2001. He became just the third Patriot to have two punt returns for touchdowns in a single season (Irving Fryar and Mike Haynes).

EXTRA POINTS

● Troy was the 2004 recipient of the New England Patriots Ron Burton Community Service Award. Troy received the award from Chairman and CEO Robert Kraft after being recognized as the Patriots player who best embodies the qualities of Burton, the first player drafted by the Patriots in 1959, and his commitment to the community and to helping others.

● Troy is the only Patriots player who is ranked within the top 10 on the franchise's all-time receiving, kickoff return and punt return lists.

● Troy would like to pursue a career in coaching after his playing career. He started to get his feet wet by coaching his son Sir'mon's soccer team.

★ Brown recorded a 55-yard punt return for a score against Pittsburgh in the AFC Championship game (01/27/02). It was the first special teams return for a score in the playoffs in franchise history and was the first punt return for a score in AFC Championship game history.

★ Brown's 14.2-yard punt return average in 2001 was the second-highest in franchise history, behind Mack Herron's 14.8-yard average in 1974.

★ Brown caught 83 passes and accumulated 944 receiving yards during the 2000 season. His 83 receptions were the seventh-highest single-season total in franchise history.

★ Brown earned the Patriots Miller Lite Player of the Year honor in 2000 after being voted the Player of the Game five times.

★ Brown tied the Patriots fourth-highest single-game reception total with 12 catches against Kansas City (12/04/00).

★ Brown led the team with four 100-yard receiving games during the 2000 season.

★ Brown returned a punt 66 yards for a touchdown vs. Tampa Bay (09/03/00). It was his first punt return for a touchdown in his career and the first punt return for a touchdown by the Patriots since Dec. 21, 1996, when David Meggett ran 60 yards for a score against the Giants. Brown's punt return for a touchdown was the first by a Patriot in Foxboro Stadium since Irving Fryar returned one 59 yards for a touchdown vs. Atlanta (11/02/86).

★ In 1997, Brown started six games at wide receiver for an injured Terry Glenn and finished the year ranked third on the team with 41 receptions for 607 yards. His six touchdown receptions ranked second on the team.

★ Earned Staples Star of the Game and Miller Lite Player of the Game honors at the N.Y. Jets (10/19/97) when he recorded a then career-high 125 yards and a touchdown on just five receptions (112 of those yards came on three third quarter receptions). On a 67-yard reception, he shook off three would-be tacklers and was highlighted on ESPN for the "Hardest Working Play of the Week."

★ Earned Staples Star of the Game and Miller Lite Player of the Game honors vs. Chicago (09/21/97) when he led the team with six receptions for 124 yards, including a 52-yard touchdown.

★ In the 1996 season finale against the Giants (12/21/96) he made one of the most acrobatic receptions of the season when he snared a 13-yard pass from Drew Bledsoe on third-and-13, extending a drive which led to the game-winning touchdown in a 23-22 come-from-behind victory.

★ Scored his first career touchdown on one of the most unusual plays of the 1995 season when he picked up a David Meggett fumble on a kick return vs. the New York Jets (12/10) and raced down the sideline for a 75-yard touchdown.

SEASONAL REVIEWS

2004 (12/0, 3/0): Was voted an offensive captain for the 2004 season by his teammates ... Saw action in 12 games, seeing significant action on offense, defense and special teams ... Finished second on the team with three interceptions ... Grabbed 17 receptions for 184 yards and a touchdown ... Collected 17 tackles (15 solo) and five passes defended ... Entered the game against St. Louis (11/7) as a defensive back, marking the first defensive appearance of his career ... Participated on defense in the final nine regular-season games and all three playoff contests, while also seeing time at wide receiver and punt returned ... Collected the

first interception of his 12-year career against Buffalo (11/14) ... Became the first player in Patriots history to record a reception and an interception in the same game (11/14) ... Passed Ben Coates to move into third place on the Patriots all-time receiving yardage list (11/22).

Pittsburgh (10/31): Caught five passes for 59 yards against the Steelers ... Extended the Patriots' second touchdown drive with a 19-yard catch on third-and-11 in the fourth quarter. **St. Louis (11/7):** Grabbed three receptions for 30 yards ... Hauled in a 4-yard touchdown pass from Adam Vinatieri on a fake field goal in the third quarter ... For the first time in his career, saw action as a defensive back in nickel formations and collected three solo tackles and tallied a pass defended ... Knocked down a Marc Bulger pass intended for Shaun McDonald. **Buffalo (11/14):** Saw significant action at nickel back and tallied his first career interception ... Extended the Patriots' first scoring drive with a 6-yard catch on third-and-six in the first quarter ... Collected his first career interception when he picked off a Drew Bledsoe pass intended for Eric Moulds in the fourth quarter ... Became the first player in Patriots history to record a reception and an interception in the same game. **Kansas City (11/22):** Kept the Patriots second touchdown drive alive with a 22-yard catch on third-and-two in the second quarter ... With that catch he passed Ben Coates to move into third place on the Patriots all-time receiving yardage list. **Baltimore (11/28):** Saw action at wide receiver and cornerback ... Knocked down a pass intended for Kevin Johnson in the fourth quarter ... Returned three punts for 28 yards in the victory. **Cleveland (12/5):** Tallied four tackles (3 solo) and an interception ... Grabbed his second career interception when he picked off a Luke McCown pass intended for Dennis Northcutt in the fourth quarter. **Cincinnati (12/12):** Grabbed two receptions for 27 yards and added three solo tackles and an interception ... Extended the Patriots scoring drive to open the second half with a 7-yard reception from Tom Brady on third-and-six ... Halted a potential Bengals' scoring drive by intercepting a Jon Kitna pass intended for Chad Johnson in the end zone during the fourth quarter. **Miami (12/20):** Saw action at wide receiver and at defensive back ... Snared one reception for six yards ... Collected three solo tackles in defensive play. **N.Y. Jets (12/26):** Saw action at wide receiver, defensive back and as a punt returner ... Notched two solo tackles in defensive play ... Registered a season-long 23-yard punt return in the second quarter, setting up an Adam Vinatieri field goal before halftime. **Indianapolis (1/16):** Started at wide receiver and also saw action as a defensive back in the divisional playoffs ... Grabbed two receptions for 13 yards ... Registered three tackles (2 solo) in defensive play ... Returned two punts for 28 yards, including a 20-yard return in the first quarter. **Pittsburgh (1/23):** Saw action at cornerback and wide receiver in the Patriots' 41-27 AFC Championship victory over the Steelers ... Teamed with Hank Poteat to limit Hines Ward to a 6-yard gain on a third-and-eight play in the first quarter. **Philadelphia (2/6):** Saw action at wide receiver and defensive back in the Patriots' 24-21 victory over the Eagles in Super Bowl XXXIX ... Set up the Patriots first

TOP 5 100-YARD RECEIVERS

Rk	Player	100 + Games
1	Stanley Morgan	39
2	Troy Brown	14
	Terry Glenn	13
4	Irving Fryar	12
5	Ben Coates	9

touchdown of the evening with a 12-yard catch down to the Philadelphia 7-yard line in the second quarter.

2003 (12/10, 3/2): Was voted an offensive captain for the 2003 season by his teammates ... Finished third on the team with 40 receptions and 472 receiving yards, despite missing four games due to injury ... Moved past Jim Colclough into fourth place on the Patriots' all-time receiving yardage list against Tennessee (10/05) ... Became the Patriots all-time leading punt returner against Tennessee (10/05) ... Registered the longest reception of his career on an 82-yard game-winning touchdown at Miami (10/19). **Philadelphia (9/14):** Made his 50th career start at wide receiver ... Registered a team-high seven receptions for 43 yards. **Washington (9/28):** Grabbed a team-high seven receptions for a team-high 60 yards ... Kept the Patriots' initial touchdown drive alive with 20-yard reception from Tom Brady on third-and-nine in the third quarter. **Tennessee (10/5):** Outran former Pro Bowler Lance Schulters and hauled in a 58-yard touchdown reception from Tom Brady to give the Patriots a 7-6 advantage ... Moved past Jim Colclough into fourth place on the Patriots' all-time receiving yardage list with his 58-yard touchdown catch ... Became the Patriots all-time leading punt returner with his 270th career return in the second quarter. **Miami (10/19):** Got behind the coverage of Brock Marion and Sammy Knight and hauled in an 82-yard reception from Tom Brady for the game-winning touchdown in the Patriots' 19-13 overtime win ... Tied for the team lead with six receptions and registered a game-high 131 yards receiving ... The touchdown catch was the longest reception of his career. **Denver (11/3):** Did not record a reception for the first time in 65 games in which he appeared. **Jack-sonville (12/14):** Returned to the starting lineup after four weeks and caught four passes for 43 yards and a touchdown ... Snared a 10-yard touchdown reception on third-and-eight. **N.Y. Jets (12/20):** Tied for the team lead with four receptions. **Buffalo (12/27):** Started at wide receiver and grabbed five receptions for 52 yards and a touchdown ... Hauled in a 19-yard touchdown pass. **Tennessee (1/10):** Hauled in a key four-yard reception on fourth-and-three to extend a scoring drive that was capped off by Adam Vinatieri's game-winning 46-yard field goal. **Indianapolis (1/18):** Registered a team-high 88 receiving yards on seven catches in the Patriots' 24-14 AFC Championship victory over the Colts ... Converted a key fourth-and-eight with a 16-yard catch in the second quarter. **Carolina (2/1):** Finished second on the team with eight catches for 76 yards in the Patriots' 32-29 Super Bowl XXXVIII win ... Hauled in three receptions for 46 yards during the Patriots game-winning drive that concluded with Adam Vinatieri's 41-yard field goal.

2002 (14/13): Voted an offensive captain for the 2002 season by his teammates ... Led the team or tied for the team lead in receptions in 10 of his 14 games ... Led the team and ranked fourth in the AFC with 97 receptions ... His 97 catches were the second highest total in fran-

chise history, four behind his record of 101 catches in 2001 ... Caught a franchise-record 16 passes vs. Kansas City (9/22), which ranked as the most receptions in one game in the NFL in 2002 and equals the fourth most in NFL history ... Became the first Patriot in club history to record three 80-catch seasons with his 80th grab at Tennessee (12/16) ... More than half of his receptions (49) resulted in first downs ... Tied for the fourth best receiver in the AFC on third down, with 26 receptions for 303 yards and a touchdown. **Pittsburgh (9/9):** Tied for team lead with six receptions in the Patriots 30-14 win over the Steelers on Monday Night Football ... Made a tiptoe grab along the sideline on third-and-17 in the third quarter, good for 19 yards and the first down. **N.Y. Jets (9/15):** Led the Patriots receiving corps with nine receptions and 94 yards as the Patriots defeated the Jets, 44-7 ... Moved into fourth place on the Patriots all-time receptions list, passing Terry Glenn with his 330th career catch, good for 19 yards midway through the first quarter. **Kansas City (9/22):** Set a career high and a Patriots single-game record with 16 pass recep-tions in the Patriots 41-38 overtime win over the Chiefs ... The 16 receptions equaled the fourth highest total in NFL history ... Amassed a career-high 176 receiving yards, the fourth-highest total in Patriots annals ... It was his 12th career 100-yard receiving game ... On the Patriots first possession of the second half, caught passes on five straight plays for 52 yards, then hauled in a nine-yard touchdown pass two plays later. **Denver (10/27):** Moved ahead of Irving Fryar into third place on the Patriots all-time receiving list with his 364th career reception in the fourth quarter ... Led the team in recep-tions (7) and receiving yards (59). **Chicago (11/10):** Became the Patriots all-time punt return leader, passing Irving Fryar with a 16-yard return late in the third quarter ... Led the Patriots with 11 receptions for 90 yards in their thrilling 33-30, come-from-behind win over the Bears ... Caught a two-point conversion pass from Tom Brady following the game-winning touchdown. **Minne-sota (11/24):** Finished second on the team with four catches, including his second touchdown of the season, a five-yard grab, in the Patriots 24-17 win over the Vi-kings. **Detroit (11/28):** Recorded his second 100-yard game of the season and the 13th of his career, grabbing 10 passes for 111 yards in the Patriots 20-12 win over the Lions on Thanksgiving ... Passed Gino Cappelletti and Terry Glenn to move into fifth place on the Patriots all-time receiving yards list. **Tennessee (12/16):** Led all receivers with eight receptions and paced the Patriots with 73 receiving yards. **Miami (12/29):** Caught a three-yard touchdown pass from Brady with 2:46 remaining to cut Miami's lead to three points in the Patriots 27-24 overtime win over the Dolphins ... Grabbed a seven-yard pass in overtime to help set up Adam Vinatieri's game-winning, 35-yard field goal on the following play ... Finished the day with eight catches for 67 yards, his sixth performance of eight or more receptions in 14 games.

BROWN'S 100-YARD RECEIVING GAMES

Yds	Rec.	Date	Yds	Rec.	Date
176	16	vs. K.C., 9/22/02	117	11	vs. S.D., 10/14/01
131	6	at Miami, 10/19/03	111	10	at Detroit, 11/28/02
125	5	at N.Y. Jets, 10/19/97	110	8	vs. Cincinnati, 11/19/00
124	6	vs. Chicago, 9/21/97	108	5	at Denver, 10/1/00
*121	8	at Pittsburgh, 1/27/02	106	7	at Cincinnati, 9/9/01
120	8	at Indianapolis, 10/21/01	105	5	at Philadelphia, 12/19/99
119	12	vs. K.C., 12/4/00	102	8	vs. Miami, 12/24/00

*-AFC Championship Game

2001 (16/13, 3/3): Voted offensive co-captain for the 2001 season by his teammates...Started 13 of 16 regular season games at wide receiver ... Set a Patriots single-season record for receptions with 101 catches and became the first Patriot in franchise history to record 100 catches in a season ... Brown finished the season ranked fourth in the AFC and fifth in the NFL with 101 catches ... Led the team and was fourth in the AFC with 1,199 yards receiving ... Led the team with three 100-yard receiving games ... Led the NFL with a 14.2 yard punt return average ... Just the second Patriot to lead the NFL in punt return average (Irving Fryar-14.1, 1985) ... Also was the only player in the NFL in 2001 to have two punt returns for touchdowns. **Cincinnati (9/9):** Recorded the eighth 100-yard receiving game of his career, with 106 yards receiving ... Named Patriots Miller Lite Player of the Game ... Scored the first Patriots points of the season on a 14-yard touchdown pass from Drew Bledsoe. **N.Y. Jets (9/23):** Led team in receiving yards with 82, including a game-long 58-yard catch ... Unanimous selection as Patriots Miller Lite Player of the Game for second consecutive game. **San Diego (10/14):** Led all receivers with 11 catches for 117 yards ... Ninth 100-yard receiving game of career, second of season ... His 11 catches were the highest single game total of the season and tied the sixth highest single game total in franchise history ... Recorded 40-yard punt return that put the Patriots in position for their game-tying scoring drive. **Indianapolis (10/21):** Led the Patriots with eight catches for 120 yards ... Recorded his second straight 100-yard receiving game, his third of the season and 10th of career ... Scored on a 60-yard pass from fellow wide receiver David Patten ... Drew a 38-yard pass interference penalty to give the Patriots the ball first and goal on the Colts three-yard line and the team capitalized on the penalty with a touchdown. **Denver (10/28):** Tallied a game-high nine receptions ... Rushed for a 31-yard gain ... Caught a five-yard touchdown pass from Brady ... Moved past Tony Collins (261) into seventh place overall on the Patriots all-time receiving list. **Atlanta (11/4):** Tied for a game-high five receptions with Kevin Faulk and notched a game-high 99 receiving yards ... Caught a dramatic 44-yard deflected touchdown pass. **St. Louis (11/18):** Registered a game-high eight receptions ... Voted Patriots Miller Lite Player of the Game for his performance. **New Orleans (11/25):** Collected a game-high seven receptions ... Moved into sixth place on the Patriots all-time receptions list on his first catch of the day, moving past Jim Colclough (283) ... Caught an eight-yard touchdown pass from Brady ... Five of his seven catches in the game went for either first downs or touchdowns. **N.Y. Jets (12/2):** Notched a game-high eight receptions in 17-16 victory. **Cleveland**

(12/9): Returned a punt 85 yards for a touchdown ... Return was the second for a touchdown in his career (vs. Tampa Bay 09/03/00) ... Return tied Irving Fryar for the second longest punt return in franchise history ... Recorded a team-high seven receptions for 89 yards ... Set a new single-season career-high with 1,033 receiving yards (944, 2000) ... Also eclipsed the 1,000 yard mark for the first time in his nine-year career ... Voted Patriots Miller Lite Player of the Game for his performance. **Carolina (1/6):** Returned a punt 68 yards for a touchdown, his second of the season and third of his career ... Became just the second Patriot (Irving Fryar) to have three career punt returns for touchdowns and the third Patriot (Irving Fryar and Mike Haynes) to have two punt returns for touchdowns in a single season ... Registered a game-high six catches for 45 yards and finished the season with career-highs of 101 receptions and 1,199 yards receiving ... Named Patriots Miller Lite Player of the Game for his performance. **Oakland (1/19):** Made his first career postseason start ... Snared a game-long 29-yard reception from Brady ... Recorded a game-high 27-yard punt return late in the fourth quarter to set up New England's game-tying drive. **Pittsburgh (1/27):** Totaled a game-high eight receptions for 121 yards ... His 121 yards were then the highest single-game total in Patriots postseason history ... Opened the Patriots scoring with a 55-yard punt return for a touchdown ... His score was the first Patriots punt return for a touchdown in postseason history ... Recovered a blocked field goal attempt and returned it 11 yards before lateraling to Antwan Harris who proceeded to go 49 yards for a touchdown. **St. Louis (2/3):** Totaled a game-high six receptions and a team-high 89 yards ... Caught a key 23-yard reception and was able to get out of bounds with 21 seconds remaining on a late fourth quarter drive that ended in an Adam Vinatieri game-winning 48-yard field goal as time expired.

2000 (16/15): Started at wide receiver in 15 of 16 games and recorded 83 receptions for 944 yards ... Voted Patriots Miller Lite Player of the Year, after earning the Player of the Week award five times ... Set career highs with 39 punt returns and 504 punt return yards ... Ranked third in NFL with 504 punt return yards and seventh with 12.9 punt return average ... Moved past David Meggett (1,438) into second place on Patriots all-time leading punt return yardage list against Buffalo (11/5) and eclipsed his 1997 total of 467 punt return yards for the fifth-best single season punt return total. **Tampa Bay (9/3):** Unanimous selection as Patriots Miller Lite Player of the Game after he accumulated 221 all-purpose yards, including 118 punt return yards, 70 receiving yards and 33 rushing yards ... Established a then career-high, with seven receptions ... Recorded a

PATRIOTS ALL-TIME LISTS

PATRIOTS ALL-TIME RECEIVING LEADERS (BY YARDS)

Rk	Name	No	Yds	Avg	Lg	TD
1	Stanley Morgan	534	10,352	19.4	76t	67
2	Irving Fryar	363	5,726	15.8	80t	38
3	Ben Coates	490	5,471	11.2	84t	50
4	Troy Brown	458	5,332	11.6	82t	24
5	Jim Colclough	283	5,001	17.7	78t	39
6	Terry Glenn	329	4,669	14.2	86t	22

PATRIOTS ALL-TIME RECEIVING LEADERS (BY CATCHES)

Rk	Player	No	Yds	Avg.	Lg	TD
1	Stanley Morgan	534	10,352	19.4	76t	67
2	Ben Coates	490	5,471	11.2	84t	50
3	Troy Brown	458	5,332	11.6	82t	24
4	Irving Fryar	363	5,726	15.8	80t	38

66-yard punt return for a touchdown, the first punt return for touchdown in his career ... The return was the first Patriots punt return for touchdown since David Meggett's 60-yard touchdown return against Giants (12/21/96) ... Moved ahead of Mike Haynes (1,159 yards) into third place on Patriots all-time list with 1,174 yards. **N.Y. Jets (9/11):** Voted Patriots Miller Lite Player of the Game for third consecutive week, becoming first player to do so since running back Curtis Martin won the award three times in 1995 ... Accumulated 120 all-purpose yards, including 93 punt return yards and 27 yards receiving. **Minnesota (9/17):** Tied a then career-high with seven catches for 62 yards and returned one punt for 13 yards. **Denver (10/1):** Posted the first 100-yard receiving game of the season, 108 yards, and the fourth of his career in the 28-19 Patriots victory ... Caught a two touchdowns (11 and 44 yards) on Patriots first two possessions. **N.Y. Jets (10/15):** Named Patriots Miller Lite Player of the Game for third time on the season ... Tied with Kevin Faulk for a team-leading five catches ... Three of five catches for first downs. **Buffalo (11/5):** Won Patriots Miller Lite Player of the Game for the fourth time in season with 108 total yards, including 64 punt return yards. **Cincinnati (11/19):** Set a then career-high with eight receptions for 110 yards in the Patriots 16-13 victory ... Terry Glenn joined Brown over the 100-yard plateau with 129 yards, marking the first time since Nov. 1, 1998 (Tony Simmons and Ben Coates each had 109 yards at Indianapolis) that the Patriots had two players with more than 100 yards receiving. **Kansas City (12/4):** Earned Patriots Miller Lite Player of the Game honors for fifth time during the 2000 season during the Patriots 30-24 victory over the Chiefs ... Notched a then career-high 12 receptions for 119 yards, including 17-yard touchdown pass ... Tied with Ben Coates (at Indianapolis, 11/27/94) for fourth in franchise history with 12 receptions ... Eclipsed the 100-yard receiving mark for the third time of the season and the sixth time of his career. **Chicago (12/10):** Tied Glenn for team-high five receptions, including a seven-yard touchdown pass in fourth quarter. **Miami (12/24):** Led all receivers with eight receptions and 102 yards and earned his fourth 100-yard reception game of the season and the seventh of his career.

1999 (13/1): Played in 13 games and made one start at wide receiver ... Missed three games due to injury ... Proved once again to be among the Patriots most versatile performers, contributing as a wide receiver, punt returner and kickoff returner during the course of the season ... Became the Patriots second-leading all-time return specialist with 2,890 combined return yards, trailing David Meggett's franchise record of 3,999 yards ... Led the team in punt return (10.7) and kickoff return (33.9) averages and finished third on the team with 36 receptions for 471 yards ... 10.7-yard average per punt return ranked fifth in the AFC ... Handled the kickoff return duties in four games, including the last two of the regular season, and averaged 33.9 yards per return. **N.Y. Jets (9/12):** Caught an 18-yard pass on third-and-six to

extend the game-winning drive that set up a 23-yard field goal with just three minutes remaining in a 30-28 victory over the Jets. **Indianapolis (9/19):** Picked up a first down with a 14-yard reception in the fourth quarter, which led to a game-tying scoring drive against the Colts to help the Patriots overcome a 21-point second-half deficit. **N.Y. Giants (9/26):** Named special teams co-captain for the game ... Provided a 25-yard reception on third-and-eight to extend a drive which resulted in a 38-yard field goal to give the Patriots their first lead of the game, 10-7, in the third quarter ... Converted another first down with an 11-yard reception which led to another field goal and a 13-7 lead in a 16-14 victory over the Giants. **Kansas City (10/10):** Returned the opening kickoff 28 yards, but sustained an ankle injury on the return and missed the next three games. **N.Y. Jets (11/15):** Scored his only touchdown of the season on a 31-yard touchdown toss by Drew Bledsoe in a fourth quarter comeback attempt that pulled the Patriots to within a touchdown against the Jets, 24-17. **Dallas (12/5):** Provided four receptions for 40 yards, including an 11-yard first down reception which led to the game-winning touchdown in a 13-6 victory over the Cowboys ... It was the Patriots first victory in the series in franchise history. **Indianapolis (12/12):** Named offensive co-captain for the game and produced 122 all-purpose yards with 53 yards receiving and 69 yards on four punt returns. **Philadelphia (12/19):** Selected as Miller Lite Player of the Game for his performance against the Eagles ... Led all receivers with five receptions for 105 yards ... Both totals represented individual season highs ... His five receptions were the most since the 1998 season opener, while his 105 yards receiving was, at the time, the third highest total of his career ... Contributed 37- and 33-yard receptions in the fourth quarter of the failed comeback attempt ... Added 45 yards on four punt returns in the game, including his longest of the season, a 32-yarder in the fourth quarter ... Also recovered a special teams fumble caused by Marty Moore on a kick return in the second quarter. **Buffalo (12/26):** Named offensive co-captain for the game for the second time in three weeks ... Filled in for Kevin Faulk as the team's primary kickoff returner and set a career-high with 124 return yards on just four returns (31.0), including a long of 42 yards ... Added 31 yards on two punt returns. **Baltimore (1/2):** Started his first game of the season at wide receiver, replacing Terry Glenn in the lineup, and earned his second Miller Lite Player of the Game honors ... Tied his season high of five receptions ... Returned a punt 52 yards and a kickoff 54 yards, then the two longest returns of his career ... Returned another kickoff 49 yards ... His 103 yards on kickoff returns were the second-highest individual game total of his career ... His 52-yard punt return was the longest by a Patriot all season ... He moved into a fifth-place tie with Sammy Martin among the Patriots all-time leading kick returners (1,834 yards) ... Finished the game with a career-high 192 all-purpose yards, including 173 return yards.

SINGLE-SEASON RECEIVING HIGHS

TOP RECEIVERS IN PATRIOTS HISTORY (Receptions)

Year	Player	No	Yds	Avg	Lg	TD
2001	Troy Brown	101	1199	11.9	60t	5
2002	Troy Brown	97	890	9.2	38	2
1994	Ben Coates (TE)	96	1174	12.2	62t	7
1996	Terry Glenn	90	1132	12.6	37t	6
1986	Stanley Morgan	84	1491	17.8	44t	10
1995	Ben Coates (TE)	84	915	10.9	35	6
2000	Troy Brown	83	944	11.4	44t	5

1998 (10/0; 1/0): Returned to the role as the team's primary punt returner, a position he held for the first two years in the league (1993-94) and played in 10 games as a returner and reserve receiver ... Finished the season fifth on the team with 23 receptions for 346 yards and a touchdown ... Led the team with a career-high 13.2 punt return average on 17 returns (225 yards) ... His 13.2 average would have led the AFC, but his 17 returns were not enough to qualify for the conference rankings ... Missed six games due to an ankle injury he suffered vs. the Jets (10/19) ... Returned to the lineup at Pittsburgh (12/6) ... Led all receivers with 97 yards on five receptions to earn Miller Lite Player of the Game honors in the season opener at Denver (9/7) ... Caught a 52-yard pass from Bledsoe, his longest reception of the season ... Shared team-high honors the following week with three receptions for 50 yards vs. Indianapolis (9/13) ... Returned one punt vs. the Colts for 38 yards, then, two plays later, extended the scoring drive with a 26-yard reception ... Caught three passes for 32 yards at New Orleans (10/4), including two which came on the game-winning scoring drive in the final minute of the game ... Also set season-highs with five punt returns for 104 yards (20.8 avg.) ... Provided consistent numbers through the first six games, averaging 3.5 receptions per game, with no fewer than three receptions during that time ... Sustained a high ankle sprain against the Jets (10/19) and left the game after posting a team-high 41 yards on four receptions ... Returned to action at Pittsburgh (12/6) ... Caught just two passes for 42 yards at St. Louis (12/13) the following week ... Led the team with 46 yards on four receptions and returned four punts for 27 yards in a playoff loss at Jacksonville (01/03/99).

1997 (16/6; 2/0): In his fifth NFL season, Brown earned his first career starting assignment as a replacement for an injured Terry Glenn and recorded 41 receptions (third on the team) for 607 yards (third) and six touchdowns (second) ... His six touchdown receptions were second only to tight end Ben Coates (8) ... Posted career-highs with a 67-yard reception and a 125-yard receiving day against the Jets (10/19) ... He was the only Patriot receiver to post multiple 100-yard receiving games in 1997 ... Scored a 52-yard touchdown vs. Chicago (9/21) - one of three receptions of 50 yards or more that season ... Opened the season as a reserve and caught four passes for 24 yards vs. San Diego (8/31) ... Made his NFL starting debut at Indianapolis (9/7) and caught three passes for 35 yards and scored his first career touchdown reception on a 21-yard pass from Bledsoe ... Earned Staples Star of the Game and Miller Lite Player of the Game honors vs. Chicago (9/21) when he led the team with six receptions for 124 yards, including a 52-yard touchdown ... He was caught for an 18-yard loss on a reverse at Denver (10/6) - his first career rush attempt ... Earned Staples Star of the Game and Miller Lite Player of the Game honors at the New York Jets (10/19) when he recorded a career-high with 125 yards and a touchdown on just five receptions ... 112 of those yards came on three third-quarter receptions ... Posted a career-long 67-yard reception - a reception in which he shook off three would-be tacklers and was highlighted on ESPN as the "Hardest Working Play of the Week" ... Made his 22nd reception of the season in the ninth game of the year at Minnesota (11/2), eclipsing his previous single-season career-high ... Led the team with 61 yards receiving at Buffalo (11/9) and recorded his third reception of 50 yards or more ... Started his second game of the season and led all Patriots receivers with five catches for 58 yards at Tampa Bay (11/16) ... Started vs. Miami (11/23) and posted 46 yards on three receptions, including a 35-yard touchdown pass from David Meggett - Brown's fourth touchdown of the

season ... Started vs. Indianapolis (11/30) and caught three passes for 35 yards, including his fifth touchdown reception of the season ... Scored a touchdown in his third consecutive game at Jacksonville (12/7) ... Caught two passes for 32 yards, including a 24-yard touchdown in a 17-3 wildcard victory over Miami (12/28).

1996 (16/0, 2/0): Played in every regular season game and each of the first two playoff games, but was inactive for Super Bowl XXXI due to a hernia injury ... Shared in the kickoff return duties, handling 29 returns for a career-high 21.9-yard average ... Also posted 21 receptions for 222 yards (10.6) with a long of 38 yards ... Registered a season-long 51-yard kickoff return at Baltimore (10/6), which set up a Ben Coates touchdown in a 46-38 victory ... Totaled a season-high 105 yards on four kickoff returns (26.3 avg.) in that game ... Averaged 26.5 yards on two kickoff returns vs. Indianapolis (10/20) ... Saw extensive action at wide receiver during the final minutes vs. Buffalo (10/27), totaling three receptions for 43 yards (14.3 avg.) and adding 56 yards on three kickoff returns ... 20 of his 21 receptions came in the final nine games of the regular season, topped by a career-high effort in the season finale when he grabbed seven receptions for 75 yards, including a long of 38 yards at the New York Giants (12/21) ... Made one of the most dramatic receptions of the season against the Giants when he snared a 13-yard pass from Bledsoe on third-and-13, extending a drive which led to the game-winning touchdown in a 23-22 come-from-behind victory ... The "circus catch" was made while lying on his back as he extended to make the reception ... The victory secured the AFC East title and first-round playoff bye for the Patriots.

1995 (16/0): Played in every game and finished the season with 14 receptions for 159 yards (11.4 avg.) ... Set a career-high with 31 kickoff returns for 672 yards and a 21.7-yard average ... Scored his first career touchdown on one of the most unusual plays of the 1995 season when he picked up a David Meggett fumble on a kick return vs. the New York Jets (12/10) and raced down the sideline for a 75-yard touchdown ... Emerged as the Patriots third receiver early in the season and recorded a season-high with five receptions for 72 yards (14.4 avg.) and returned two kicks for 61 yards (30.5 avg.) at San Francisco (9/17) to earn his first career Miller Lite Player of the Game honors ... Followed that performance with four receptions for 44 yards (11.0 avg.) at Atlanta (10/1) ... Grabbed three passes for 25 yards vs. Denver (10/8) and followed with two receptions for 18 yards at Kansas City (10/15) ... Returned four kicks in games at Kansas City (10/15) and at Pittsburgh (12/16) for 107 and 83 yards, respectively.

1994 (9/0, 1/0): Re-signed with the Patriots at mid-season after his preseason release and led the team with 24 punt returns for 202 yards ... His 8.4-yard punt return average ranked ninth in the AFC ... Returned a punt 38 yards vs. Indianapolis (12/11) and finished the day with a career-high four returns for 62 yards (15.5 avg.) ... Returned one kickoff for 14 yards at Cleveland (11/6).

1993 (12/0): Played in 12 games during his rookie season and was used mostly as a kickoff and punt return specialist ... Led the team and finished seventh in the league with a 9.0-yard average on 25 punt returns (224 yards) ... Finished second on the team with 15 kickoff returns for 243 yards (16.2 avg.) ... Caught two passes for 22 yards ... Inactive for three games before being placed on injured reserve with a quadriceps injury (12/31).

COLLEGE

Sensational all-around player at Marshall who was considered the most dangerous scoring threat in all I-AA football during his final two seasons (1991-92) ... Averaged a touchdown every eight times he touched the ball (31 tds-250 att.) ... Tied the NCAA record for the most touchdowns on kick returns in a single season with four and became the NCAA's all-time leader in kickoff return average with a regular season net of 29.69 yards per return (32 for 950 yards) ... Ranks eighth all-time for all-purpose yardage, averaging 148.3 yards per game ... Associated Press first-team All-American selection and first-team all-conference selection as a wide receiver ... Earned second-team all-conference honors as a kick returner ... Finished senior season with 101 receptions for 1,654 yards and 16 touchdowns, added 158 yards and two rushing touchdowns, returning 20 punts for a 10-yard average and 27 kickoffs for a 23.3-yard average ... Transferred to Marshall from Lees-McRae J.C. prior to the 1991 season.

PERSONAL

Troy Fitzgerald Brown was born on July 2, 1971 in Barnwell, S.C. ... Attended Blackville-Hilda High in Blackville, S.C. and lettered in football and track ... Played on state championship team, which finished 14-1 in 1988 ... Caught 46 passes for 707 yards and 10 touchdowns that year ... Majored in computer science at Marshall ... Filled in as a coach for his son's soccer team in West Virginia during the 2003 offseason ... Troy and his wife, Kimberly, have two sons, Sir'mon and SaanJay.

SINGLE-GAME CAREER HIGHS

Regular Season

Receptions	16	vs. Kansas City (09/22/02)
Yards	176	vs. Kansas City (09/22/02)
Average (2 min.)	32.0	vs. Tennessee (10/05/03)
Longest Rec.	82t	at Miami (10/19/03)
Touchdowns	2	at Denver (10/01/00)
Kick Returns	4	Six times, most recent vs. Buffalo (12/26/99)
Kick Return Yards	124	vs. Buffalo (12/26/99)
Longest Return	54	vs. Baltimore (1/2/00)
Punt Returns	6	at Cleveland (10/3/99)
Punt Return Yards	125	vs. Cleveland (12/09/01)
Longest Return	85t	vs. Cleveland (12/09/01)
Touchdowns	1	at Carolina (01/06/02)
		vs. Cleveland (12/09/01)
		vs. Tampa Bay (09/03/00)

Postseason

Receptions	8	at Pittsburgh (10/27/02)
		vs. Carolina (02/01/04)
Yards	121	at Pittsburgh (01/27/02)
Average	16.0	vs. Miami (12/28/97)
Lg Reception	29	vs. Oakland (01/19/02)
Touchdowns	1	vs. Miami (12/28/97)
Punt Returns	5	vs. Oakland (01/19/02)
Punt Return Yards	80	at Pittsburgh (01/27/02)
Lg Return	55t	at Pittsburgh (01/27/02)

TROY BROWN

Pos: WR Ht: 5-10 Wt: 196 lbs. Year: 13th Acq: D8-93 (198th) College: Marshall Born: 7/2/71

Year	Team	G/S	No	Yds	Avg	Lg	TD	No	Yds	Avg	Lg	TD	No	FC	Yds	Avg	Lg	TD	No	Yds	Avg	Lg	TD
1993	Patriots	12/0	2	22	11	14	0	15	243	16.2	29	0	25	9	224	9.0	19	0	0	0	0	0	0
1994	Patriots	9/0	0	0	0	0	0	1	14	14.0	14	0	24	10	202	8.4	38	0	0	0	0	0	0
1995	Patriots	16/0	14	159	11.4	31	0	31	672	21.7	38	0	0	0	0	0	0	0	0	0	0	0	0
1996	Patriots	16/0	21	222	10.6	38	0	29	634	21.9	51	0	0	0	0	0	0	0	0	0	0	0	0
1997	Patriots	16/6	41	607	14.8	67	6	0	0	0	0	0	0	0	0	0	0	0	1	-18	-18	0	0
1998	Patriots	10/0	23	346	15.0	52	1	0	0	0	0	0	17	8	225	13.2	39	0	1	0	0	0	0
1999	Patriots	13/1	36	471	13.1	37	1	8	271	33.9	54	0	38	13	405	10.7	52	0	0	0	0	0	0
2000	Patriots	16/15	83	944	11.4	44t	4	2	15	7.5	9	0	39	19	504	12.9	66t	1	6	46	35	0	0
2001	Patriots	16/13	101	1199	11.9	60t	5	1	13	13.0	13	0	29	15	413	14.2	85t	2	11	91	31	0	0
2002	Patriots	14/13	97	890	9.2	38	3	0	0	0.0	0	0	24	10	175	7.3	27	0	3	14	21	0	0
2003	Patriots	12/10	40	472	11.8	82t	4	0	0	0.0	0	0	29	13	293	10.1	23	0	6	27	11	0	0
2004	Patriots	12/0	17	184	10.8	22	1	0	0	0.0	0	0	12	3	83	6.9	23	0	0	0	0	0	0
Totals-12 years		162/58	475	5516	11.6	82t	25	87	186	221.4	54	0	237	100	2524	10.6	85t	3	28	160	35	0	0

Year	Team	G/S	TT	UT	A	S	Yds	No	Yds	Avg	Lg	TD	PD	FF	FR	Yds	TD	SpT	
2004	Patriots	16/0	17	15	2	0.0	0.0	3	22	7.3	17	0	5	0	0	0	0	0	
Year	Team	G/S	No	Yds	Avg	Lg	TD	No	Yds	Avg	Lg	TD	No	FC	Yds	Avg	Lg	TD	
1994	Patriots	1/0	0	0	0.0	0	0	0	0	0.0	0	0	2	0	5	2.5	5	0	
1996	Patriots	2/0	0	0	0.0	0	0	2	54	27.0	29	0	0	0	0	0.0	0	0	
1997	Patriots	2/0	3	38	12.7	24t	1	0	0	0.0	0	0	1	2	0	0.0	0	0	
1998	Patriots	1/0	4	46	11.5	21	0	0	0	0.0	0	0	4	0	27	6.8	17	0	
2001	Patriots	3/3	18	253	14.1	29	0	1	15	15.0	15	0	9	2	133	14.8	55t	1	
2003	Patriots	3/2	17	175	9.2	18	0	0	0	0.0	0	0	6	2	65	11.7	28	0	
2004	Patriots	3/0	5	41	8.2	12	0	0	0	0.0	0	0	7	3	46	6.6	20	0	
Totals-7 years			15/5	47	553	11.8	29	1	3	69	23.0	29	0	29	9	276	9.5	55t	1

Year	Team	G/S	TT	UT	A	S	Yds	No	Yds	Avg	Lg	TD	PD	FF	FR	Yds	TD	SpT
2004	Patriots	3/0	6	4	2	0.0	0.0	0	0	0	0	0	0	0	0	0	0	0

ADDITIONAL STATISTICS

1995- 1 fumble return for 75yds, 1 TD.

1999- 0-for-1 passing

BROWN'S CAREER GAME BY GAME

		Receiving						Kick Returns					Punt Returns					
1993	Opponent	P/S	No	Yds	Avg	Lg	TD	No	Yds	Avg	Lg	TD	No	FC	Yds	Avg	Lg	TD
09/05	at Buffalo	p	-	-	-	-	-	1	29	29.0	29	2	2	1	14	7.0	17	0
09/12	Detroit	p	-	-	-	-	-	4	80	20.0	28	0	2	0	27	13.5	16	0
09/19	Seattle	p	-	-	-	-	-	1	16	16.0	16	0	1	1	0	0.0	0	0
09/26	at N.Y. Jets	p	-	-	-	-	-	2	20	10.0	14	0	1	0	10	10.0	10	0
10/10	at Phoenix	p	1	8	8.0	8	0	-	-	-	-	-	4	1	32	8.0	11	0
10/17	Houston	p	1	14	14.0	14	0	3	26	8.7	14	0	2	0	13	6.5	10	0
10/24	at Seattle	p	-	-	-	-	-	1	15	15.0	15	0	5	3	54	10.8	19	0
10/31	at Indianapolis	p	-	-	-	-	-	1	20	20.0	20	0	0	2	0	0.0	0	0
11/07	Buffalo	p	-	-	-	-	-	1	27	27.0	27	0	3	0	38	12.7	15	0
11/21	at Miami	p	-	-	-	-	-	1	10	10.0	10	0	3	1	21	7.0	15	0
11/28	N.Y. Jets	p	-	-	-	-	-	-	-	-	-	-	2	0	15	7.5	15	0
12/05	at Pittsburgh	p	-	-	-	-	-	-	-	-	-	-	-	-	-	-	-	-
1993 Totals		12/0	2	22	11.0	14	0	15	243	16.2	29	0	25	9	224	9.0	19	0
		Receiving						Kick Returns					Punt Returns					
1994	Opponent	P/S	No	Yds	Avg	Lg	TD	No	Yds	Avg	Lg	TD	No	FC	Yds	Avg	Lg	TD
10/30	Miami	p	-	-	-	-	-	-	-	-	-	-	2	2	29	14.5	16	0
11/06	at Cleveland	p	-	-	-	-	-	1	14	14.0	14	0	3	0	8	2.7	8	0
11/13	Minnesota	p	-	-	-	-	-	-	-	-	-	-	3	0	24	8.0	12	0
11/20	San Diego	p	-	-	-	-	-	-	-	-	-	-	2	1	10	5.0	7	0
11/27	at Indianapolis	p	-	-	-	-	-	-	-	-	-	-	3	1	19	6.3	12	0
12/04	N.Y. Jets	p	-	-	-	-	-	-	-	-	-	-	5	1	36	7.2	14	0
12/11	Indianapolis	p	-	-	-	-	-	-	-	-	-	-	4	0	62	15.5	38	0
12/18	at Buffalo	p	-	-	-	-	-	-	-	-	-	-	2	1	14	7.0	12	0
12/24	at Chicago	p	-	-	-	-	-	-	-	-	-	-	0	4	0	0.0	0	0
1994 Totals		9/0	-	-	-	-	-	1	14	14.0	14	0	24	10	202	8.4	38	0
		Receiving						Kick Returns					Punt Returns					
1995	Opponent	P/S	No	Yds	Avg	Lg	TD	No	Yds	Avg	Lg	TD	No	FC	Yds	Avg	Lg	TD
09/03	Cleveland	p	-	-	-	-	-	3	39	13.0	19	0	-	-	-	-	-	-
09/10	Miami	p	-	-	-	-	-	0	0	0.0	0	0	-	-	-	-	-	-
09/17	at San Francisco	p	5	72	14.4	25	0	2	61	30.5	35	0	-	-	-	-	-	-
10/01	at Atlanta	p	4	44	11.0	31	0	0	0	0.0	0	0	-	-	-	-	-	-
10/08	Denver	p	3	25	8.3	11	0	3	65	21.7	31	0	-	-	-	-	-	-
10/15	at Kansas City	p	2	18	9.0	13	0	4	107	26.8	36	0	-	-	-	-	-	-
10/23	Buffalo	p	-	-	-	-	-	2	41	20.5	25	0	-	-	-	-	-	-
10/29	Carolina	p	-	-	-	-	-	1	2	2.0	2	0	-	-	-	-	-	-
11/05	at N.Y. Jets	p	-	-	-	-	-	1	31	31.0	31	0	-	-	-	-	-	-
11/12	at Miami	p	-	-	-	-	-	1	24	24.0	24	0	-	-	-	-	-	-
11/19	Indianapolis	p	-	-	-	-	-	2	33	16.5	26	0	-	-	-	-	-	-
11/26	at Buffalo	p	-	-	-	-	-	4	76	19.0	22	0	-	-	-	-	-	-
12/03	New Orleans	p	-	-	-	-	-	2	50	25.0	34	0	-	-	-	-	-	-
12/10	N.Y. Jets	p	-	-	-	-	-	0	0	0.0	0	0	-	-	-	-	-	-
12/16	at Pittsburgh	p	-	-	-	-	-	4	83	20.8	38	0	-	-	-	-	-	-
12/23	at Indianapolis	p	-	-	-	-	-	2	60	30.0	33	0	-	-	-	-	-	-
1995 Totals		16/0	14	159	11.4	31	0	31	672	21.7	38	0	0	0	0	0.0	0	0
		Receiving						Kick Returns					Punt Returns					
1996	Opponent	P/S	No	Yds	Avg	Lg	TD	No	Yds	Avg	Lg	TD	No	FC	Yds	Avg	Lg	TD
09/01	at Miami	p	-	-	-	-	-	1	20	20.0	20	0	-	-	-	-	-	-
09/08	at Buffalo	p	-	-	-	-	-	1	17	17.0	17	0	-	-	-	-	-	-
09/15	Arizona	p	-	-	-	-	-	0	0	0.0	0	0	-	-	-	-	-	-
09/22	Jacksonville	p	-	-	-	-	-	4	80	20.0	33	0	-	-	-	-	-	-
10/06	at Baltimore	p	-	-	-	-	-	4	105	26.3	51	0	-	-	-	-	-	-
10/13	Washington	p	1	9	9.0	9	0	2	41	20.5	22	0	-	-	-	-	-	-
10/20	at Indianapolis	p	-	-	-	-	-	2	53	26.5	34	0	-	-	-	-	-	-
10/27	Buffalo	p	3	43	14.3	27	0	3	56	18.7	22	0	-	-	-	-	-	-
11/03	Miami	p	3	30	10.0	12	0	0	0	0.0	0	0	-	-	-	-	-	-
11/10	at N.Y. Jets	p	1	16	16.0	16	0	1	28	28.0	28	0	-	-	-	-	-	-
11/17	Denver	p	2	14	7.0	10	0	4	83	20.8	29	0	-	-	-	-	-	-
11/24	Indianapolis	p	3	26	8.7	12	0	2	56	28.0	30	0	-	-	-	-	-	-
12/01	at San Diego	p	-	-	-	-	-	2	38	19.0	26	0	-	-	-	-	-	-
12/08	N.Y. Jets	p	-	-	-	-	-	1	15	15.0	15	0	-	-	-	-	-	-
12/15	at Dallas	p	1	9	9.0	9	0	0	0	0.0	0	0	-	-	-	-	-	-
12/21	at N.Y. Giants	p	7	75	10.7	38	0	2	42	21.0	28	0	-	-	-	-	-	-
1996 Totals		16/0	21	222	10.6	38	0	29	634	21.9	51	0	0	0	0	0.0	0	0
01/05	Pittsburgh	p	-	-	-	-	-	-	-	-	-	-	-	-	-	-	-	-
01/12	Jacksonville	p	-	-	-	-	-	-	-	-	-	-	-	-	-	-	-	-
01/26	Green Bay	p	-	-	-	-	-	-	-	-	-	-	-	-	-	-	-	-

BROWN'S CAREER GAME BY GAME (CONT.)

		Receiving						Kick Returns					Punt Returns					
1997	Opponent	P/S	No	Yds	Avg	Lg	TD	No	Yds	Avg	Lg	TD	No	FC	Yds	Avg	Lg	TD
08/31	San Diego	p	4	24	6.0	8	0	-	-	-	-	-	-	-	-	-	-	-
09/07	at Indianapolis	S	3	35	11.7	21	1	-	-	-	-	-	-	-	-	-	-	-
09/14	N.Y. Jets	p	1	-6	-6.0	-6	0	-	-	-	-	-	-	-	-	-	-	-
09/21	Chicago	p	6	124	20.7	52	1	-	-	-	-	-	-	-	-	-	-	-
10/06	at Denver	p	1	10	10.0	10	0	-	-	-	-	-	-	-	-	-	-	-
10/12	Buffalo	p	-	-	-	-	-	-	-	-	-	-	-	-	-	-	-	-
10/19	at N.Y. Jets	p	5	125	25.0	67	1	-	-	-	-	-	-	-	-	-	-	-
10/27	Green Bay	p	-	-	-	-	-	-	-	-	-	-	-	-	-	-	-	-
11/02	at Minnesota	p	2	37	18.5	26	0	-	-	-	-	-	-	-	-	-	-	-
11/09	at Buffalo	p	2	61	30.5	50	0	-	-	-	-	-	-	-	-	-	-	-
11/16	at Tampa Bay	S	5	58	11.6	21	0	-	-	-	-	-	-	-	-	-	-	-
11/23	Miami	S	3	46	15.3	35	1	-	-	-	-	-	-	-	-	-	-	-
11/30	Indianapolis	S	3	35	11.7	18	1	-	-	-	-	-	-	-	-	-	-	-
12/07	at Jacksonville	S	3	26	8.7	11	1	-	-	-	-	-	-	-	-	-	-	-
12/13	Pittsburgh	S	3	32	10.7	13	0	-	-	-	-	-	-	-	-	-	-	-
12/22	at Miami	p	-	-	-	-	-	-	-	-	-	-	-	-	-	-	-	-
1997 Totals		16/6	41	607	14.8	67	6	0	0	0.0	0	0	0	0	0	0.0	0	0
12/28	Miami	p	2	32	16.0	24	1	-	-	-	-	-	1	0	2	2.0	2	0
01/03	at Pittsburgh	p	1	6	6.0	6	0	-	-	-	-	-	-	-	-	-	-	-
1997 Postseason		2/0	3	38	12.7	24	1	0	0	0.0	0	0	1	0	2	2.0	2	0
		Receiving						Kick Returns					Punt Returns					
1998	Opponent	P/S	No	Yds	Avg	Lg	TD	No	Yds	Avg	Lg	TD	No	FC	Yds	Avg	Lg	TD
09/07	at Denver	p	5	97	19.4	52	1	-	-	-	-	-	2	2	8	4.0	10	0
09/13	Indianapolis	p	3	50	16.7	26	0	-	-	-	-	-	1	3	38	38.0	38	0
09/20	Tennessee	p	3	29	9.7	16	0	-	-	-	-	-	1	1	1	1.0	1	0
10/04	at New Orleans	p	3	32	10.7	16	0	-	-	-	-	-	5	0	104	20.8	39	0
10/11	Kansas City	p	3	55	18.3	39	0	-	-	-	-	-	3	0	31	10.3	15	0
10/19	N.Y. Jets	p	4	41	10.3	18	0	-	-	-	-	-	1	1	1	1.0	1	0
10/25	at Miami			Inactive					Inactive						Inactive			
11/01	at Indianapolis			Inactive					Inactive						Inactive			
11/08	Atlanta			Inactive					Inactive						Inactive			
11/15	at Buffalo			Inactive					Inactive						Inactive			
11/23	Miami			Inactive					Inactive						Inactive			
11/29	Buffalo			Inactive					Inactive						Inactive			
12/06	at Pittsburgh	p	-	-	-	-	-	-	-	-	-	-	-	-	-	-	-	-
12/13	at St. Louis	p	2	42	21.0	35	0	-	-	-	-	-	-	-	-	-	-	-
12/20	San Francisco	p	-	-	-	-	-	-	-	-	-	-	2	1	24	12.0	14	0
12/27	at N.Y. Jets	p	-	-	-	-	-	-	-	-	-	-	2	0	18	9.0	10	0
1998 Totals		10/0	23	346	15.0	52	1	0	0	0.0	0	0	17	8	225	13.2	39	0
01/03	at Jacksonville	p	4	46	11.5	21	0	-	-	-	-	-	4	0	27	6.8	17	0
		Receiving						Kick Returns					Punt Returns					
1999	Opponent	P/S	No	Yds	Avg	Lg	TD	No	Yds	Avg	Lg	TD	No	FC	Yds	Avg	Lg	TD
09/12	at N.Y. Jets	p	2	33	16.5	18	0	-	-	-	-	-	2	0	33	16.5	26	0
09/19	Indianapolis	p	2	37	18.5	23	0	-	-	-	-	-	2	2	5	2.5	5	0
09/26	N.Y. Giants	p	4	50	12.5	25	0	-	-	-	-	-	2	0	18	9	13	0
10/03	at Cleveland	p	4	59	14.8	30	0	1	16	16.0	16	0	6	1	35	5.8	12	0
10/10	at Kansas City	p	-	-	-	-	-	1	28	28.0	28	0	-	-	-	-	-	-
10/17	Miami			Inactive					Inactive						Inactive			
10/24	Denver			Inactive					Inactive						Inactive			
10/31	at Arizona			Did not play					Did not play						Did not play			
11/15	N.Y. Jets	p	2	41	20.5	31	1	-	-	-	-	-	3	0	17	5.7	9	0
11/21	at Miami	p	3	26	8.7	13	0	-	-	-	-	-	3	3	16	5.3	8	0
11/28	at Buffalo	p	1	11	11.0	11	0	-	-	-	-	-	3	1	34	11.3	20	0
12/05	Dallas	p	4	40	10.0	19	0	-	-	-	-	-	3	1	32	10.7	16	0
12/12	at Indianapolis	p	3	53	17.7	28	0	-	-	-	-	-	4	0	69	17.3	22	0
12/19	at Philadelphia	p	5	105	21.0	37	0	-	-	-	-	-	4	4	45	11.3	32	0
12/26	Buffalo	p	1	-3	-3.0	-3	0	4	124	31.0	42	0	2	1	31	17.3	17	0
01/02	Baltimore	S	5	19	3.8	8	0	2	103	51.5	54	0	4	0	70	17.5	52	0
1999 Totals		13/1	36	471	13.1	37	1	8	271	33.9	54	0	38	13	405	10.7	52	0

BROWN'S CAREER GAME BY GAME (CONT.)

		Receiving						Kick Returns					Punt Returns							
2000	Opponents	P/S	No	Yds	Avg	Lg	TD	No	Yds	Avg	Lg	TD	No	FC	Yds	Avg	Lg	TD		
09/03	Tampa Bay	S	7	70	10.0	26	0	-	-	-	-	-	4	3	118	29.5	66t	1		
09/11	at N.Y. Jets	S	4	27	6.8	9	0	-	-	-	-	-	4	1	93	23.3	38	0		
09/17	Minnesota	S	7	62	8.9	13	0	-	-	-	-	-	1	0	13	13.0	13	0		
10/24	at Miami	p	4	38	9.5	15	0	-	-	-	-	-	3	2	25	8.3	16	0		
10/01	at Denver	S	5	108	21.6	44t	2	-	-	-	-	-	3	1	22	7.3	12	0		
10/08	Indianapolis	S	1	10	10.0	10	0	-	-	-	-	-	1	1	15	15.0	15	0		
10/15	N.Y. Jets	S	5	73	14.6	24	0	-	-	-	-	-	3	1	35	35.0	20	0		
10/22	at Indianapolis	S	6	78	13.0	27	0	-	-	-	-	-	0	2	0	0	0	0		
11/05	Buffalo	S	3	49	16.3	20	0	-	-	-	-	-	5	0	64	12.8	25	0		
11/12	at Cleveland	S	2	10	5.0	6	0	1	6	6.0	6	0	3	2	51	17.0	31	0		
11/19	Cincinnati	S	8	110	13.8	24	0	-	-	-	-	-	2	1	11	5.5	8	0		
11/23	at Detroit	S	4	27	6.8	13	0	-	-	-	-	-	0	0	0	0	0	0		
12/04	Kansas City	S	12	119	9.9	23	1	-	-	-	-	-	0	2	0	0	0	0		
12/10	at Chicago	S	5	46	9.1	19	1	1	9	9.0	9	0	3	2	14	4.7	9	0		
12/17	at Buffalo	S	2	15	7.5	11	0	-	-	-	-	-	5	0	33	6.6	11	0		
12/24	Miami	S	8	102	12.8	22	0	-	-	-	-	-	2	1	10	5.0	6	0		
2000 Totals			16	15	83	944	11.4	44t	4	2	15	7.5	9	0	39	19	504	12.9	66t	1
		Receiving						Kick Returns					Punt Returns							
2001	Opponent	P/S	No	Yds	Avg	Lg	TD	No	Yds	Avg	Lg	TD	No	FC	Yds	Avg	Lg	TD		
09/09	at Cincinnati	p	7	106	15.1	31	1	-	-	-	-	-	0	3	0	0.0	0	0		
09/23	N.Y. Jets	S	5	82	16.4	58	0	-	-	-	-	-	4	1	44	11.0	22	0		
09/30	Indianapolis	S	3	21	7.0	9	0	1	13	13.0	13	0	2	1	22	11.0	12	0		
10/07	at Miami	S	5	47	9.4	15	0	-	-	-	-	-	2	0	0	0.0	0	0		
10/14	San Diego	S	11	117	10.6	23	0	-	-	-	-	-	1	1	40	40.0	40	0		
10/21	at Indianapolis	p	8	120	15.0	60t	0	-	-	-	-	-	1	1	9	9.0	9	0		
10/28	at Denver	S	9	86	9.6	18	1	-	-	-	-	-	1	1	7	7.0	7	0		
11/04	at Atlanta	S	5	99	19.8	44t	1	-	-	-	-	-	2	2	10	5.0	7	0		
11/11	Buffalo	p	2	25	12.5	16	0	-	-	-	-	-	1	1	29	29.0	29	0		
11/18	St. Louis	S	8	91	11.4	23	0	-	-	-	-	-	1	0	7	7.0	7	0		
11/25	New Orleans	S	7	91	13.0	19	1	-	-	-	-	-	0	2	0	0.0	0	0		
12/02	at N.Y. Jets	S	8	59	7.4	18	0	-	-	-	-	-	2	0	0	0.0	0	0		
12/09	Cleveland	S	7	89	12.7	18	0	-	-	-	-	-	4	0	125	31.3	85t	1		
12/16	at Buffalo	S	5	62	12.4	26	0	-	-	-	-	-	4	0	33	8.3	15	0		
12/22	Miami	S	5	59	11.8	18	0	-	-	-	-	-	2	0	17	8.5	10	0		
01/06	at Carolina	S	6	45	7.5	17	0	-	-	-	-	-	2	2	70	35.0	68t	1		
2001 Totals			16	13	101	1199	11.9	60t	5	1	13	13.0	13	0	29	15	413	14.2	85t	2
01/19	Oakland	S	4	43	10.8	29	0	-	-	-	-	-	5	0	49	9.8	27	0		
01/27	at Pittsburgh	S	8	121	15.1	28	0	-	-	-	-	-	3	1	80	26.7	55t	1		
02/03	St. Louis	S	6	89	14.8	23	0	1	15	15.0	15	0	1	1	4	4.0	4	0		
2001 Postseason			3	3	18	253	14.1	29	0	1	15	15.0	15	0	9	2	133	14.8	55t	1
		Receiving						Kick Returns					Punt Returns							
2002	Opponent	P/S	No	Yds	Avg	Lg	TD	No	Yds	Avg	Lg	TD	No	FC	Yds	Avg	Lg	TD		
09/09	Pittsburgh	S	6	22	3.7	19	0	-	-	-	-	-	1	2	10	10.0	10	0		
09/15	at N.Y. Jets	S	9	94	10.4	26	0	-	-	-	-	-	3	0	29	9.7	12	0		
09/22	Kansas City	p	16	176	11.0	38	1	-	-	-	-	-	2	0	18	9.0	13	0		
09/29	at San Diego				Inactive											Inactive				
10/05	at Miami				Inactive											Inactive				
10/13	Green Bay	S	5	37	7.4	13	0	-	-	-	-	-	-	-	-	-	-	0		
10/27	Denver	S	7	59	8.4	15	0	-	-	-	-	-	-	-	-	-	-	0		
11/03	at Buffalo	S	3	38	12.7	14	0	-	-	-	-	-	0	1	0	0.0	0	0		
11/10	at Chicago	S	11	90	8.2	16	0	-	-	-	-	-	5	1	47	9.4	16	0		
11/17	at Oakland	S	5	55	11.0	18	0	-	-	-	-	-	0	3	0	0.0	0	0		
11/24	Minnesota	S	4	33	8.3	10	1	-	-	-	-	-	2	0	0	0.0	0	0		
11/28	at Detroit	S	10	111	11.1	24	0	-	-	-	-	-	2	0	2	1.0	2	0		
12/08	Buffalo	S	3	27	9.0	12	0	-	-	-	-	-	1	1	27	27.0	27	0		
12/16	at Tennessee	S	8	73	9.1	12	0	-	-	-	-	-	1	2	3	3.0	3	0		
12/22	N.Y. Jets	S	2	8	4.0	7	0	-	-	-	-	-	4	0	26	6.5	14	0		
12/29	Miami	S	8	67	8.4	19	1	-	-	-	-	-	3	0	13	4.3	9	0		
2002 Totals			14	13	97	890	9.2	38	3	0	0	0.0	0	0	24	10	175	7.3	27	0

BROWN'S CAREER GAME BY GAME (CONT.)

		Receiving						Kick Returns						Punt Returns											
2003	Opponent	P/S	No	Yds	Avg	Lg	TD	No	Yds	Avg	Lg	TD	No	FC	Yds	Avg	LG	TD							
09/07	at Buffalo	S	1	10	10.0	10	0	-	-	-	-	-	2	0	26	13.0	16	0							
09/14	at Philadelphia	S	7	43	6.1	16	0	-	-	-	-	-	5	2	47	9.4	16	0							
09/21	N.Y. Jets	S	1	16	16.0	16	0	-	-	-	-	-	1	2	23	23.0	23	0							
09/28	at Washington	p	7	60	8.6	20	0	-	-	-	-	-	2	1	20	10.0	17	0							
10/05	Tennessee	S	2	64	32.0	58t	1	-	-	-	-	-	2	1	23	11.5	18	0							
10/12	N.Y. Giants	S	1	8	8.0	8	0	-	-	-	-	-	0	2	0	0.0	0	0							
10/19	at Miami	S	6	131	21.8	82t	1	-	-	-	-	-	1	1	2	2.0	2	0							
10/26	Cleveland	S	2	10	5.0	5	0	-	-	-	-	-	5	1	44	8.8	12	0							
11/03	at Denver	S	-	-	-	-	-	-	-	-	-	-	1	0	9	9.0	9	0							
11/16	Dallas				inactive					inactive							inactive								
11/23	at Houston				inactive					inactive							inactive								
11/30	at Indianapolis				inactive					inactive							inactive								
12/07	Miami				inactive					inactive							inactive								
12/14	Jacksonville	S	4	43	10.8	23	1	-	-	-	-	-	5	0	49	9.8	18	0							
12/20	at N.Y. Jets	p	4	35	8.8	13	0	-	-	-	-	-	2	2	13	6.5	8	0							
12/27	Buffalo	S	5	52	10.4	19t	1	-	-	-	-	-	3	1	37	12.3	15	0							
2003 Totals		12/10	40	472	11.8	82t	4	-	-	-	-	-	29	13	293	10.1	23	0							
01/10	Tennessee	S	2	11	5.5	7	0	-	-	-	-	-	2	0	26	13.0	16	0							
01/18	Indianapolis	p	7	88	12.6	18	0	-	-	-	-	-	1	0	16	16.0	16	0							
02/01	^ Carolina	S	8	76	9.5	13	0	-	-	-	-	-	4	1	40	10.0	28	0							
2003 Postseason		3/2	17	175	9.2	18	0	-	-	-	-	-	6	2	65	11.7	28	0							
		RECEIVING						PUNT RETURNS						DEFENSE											
2004	Opponent	P/S	No	Yds	Avg	Lg	TD	No	FC	Yds	Avg	LG	TD	TT	UT	A	S	Yds	Int	Yds	PD	FF	FR	Sp	T
09/09	Indianapolis				inactive					Inactive								Inactive							
09/19	at Arizona	p	1	6	6.0	6	0	4	0	27	6.8	22	0	0	0	0	-	-	-	-	-	-	-	-	-
10/03	at Buffalo	p	-	-	-	-	-	-	-	-	-	-	-	0	0	0	-	-	-	-	-	-	-	-	-
10/10	Miami				inactive					Inactive								Inactive							
10/17	Seattle				inactive					Inactive								Inactive							
10/24	N.Y. Jets				inactive					Inactive								Inactive							
10/31	at Pittsburgh	p	5	59	11.8	19	0	-	-	-	-	-	-	0	0	0	-	-	-	-	-	-	-	-	-
11/07	at St. Louis	p	3	30	10.0	18	1	-	-	-	-	-	-	3	3	0	-	-	-	1	-	-	-	-	-
11/14	Buffalo	p	2	23	11.5	17	0	-	-	-	-	-	-	0	0	0	-	1	17	1	-	-	-	-	-
11/22	at Kansas City	p	2	27	13.5	22	0	-	-	-	-	-	-	0	0	0	-	-	-	-	-	-	-	-	-
11/28	Baltimore	p	-	-	-	-	-	3	1	28	9.3	14	0	0	0	0	-	-	-	1	-	-	-	-	-
12/05	at Cleveland	p	-	-	-	-	-	2	1	5	2.5	4	0	4	3	1	-	1	0	1	-	-	-	-	-
12/12	Cincinnati	p	2	27	13.5	20	0	-	-	-	-	-	-	3	3	0	-	1	5	1	-	-	-	-	-
12/20	at Miami	p	1	6	6.0	6	0	-	-	-	-	-	-	3	3	0	-	-	-	-	-	-	-	-	-
12/26	at N.Y. Jets	p	-	-	-	-	-	3	1	23	7.7	23	0	2	2	0	-	-	-	-	-	-	-	-	-
01/02	San Francisco	p	1	6	6.0	6	0	-	-	-	-	-	-	1	1	-	-	-	-	-	-	-	-	-	-
2004 Totals		12/0	17	184	10.8	22	1	12	3	83	6.9	23	0	17	15	2	0.0	0.0	3	22	5	0	0	0	0
01/16	Indianapolis	S	2	13	6.5	10	0	2	2	28	14.0	20	0	3	2	1	-	-	-	-	-	-	-	-	-
01/23	at Pittsburgh	p	1	11	11.0	11	0	2	0	6	3.0	6	0	3	2	1	-	-	-	-	-	-	-	-	-
02/06	* Philadelphia	p	2	17	8.5	12	0	3	1	12	4.0	8	0	0	0	0	-	-	-	-	-	-	-	-	-
2004 Postseason		3/1	5	41	8.2	12	0	7	3	46	6.6	34	0	6	4	2	0	0	0	0	0	0	0	0	0

MOST VICTORIES IN A TWO-YEAR SPAN

Including regular-season and playoff games

Team	Wins	Seasons	Year 1	Year 2	Record	Pct.
New England Patriots	34	2003-2004	17-2	17-2	34-4	.895
Denver Broncos	33	1997-1998	16-4	17-2	33-6	.846
Miami Dolphins	32	1972-1973	17-0	15-2	32-2	.941
Chicago Bears	32	1985-1986	18-1	14-3	32-4	.889
San Francisco 49ers	32	1989-1990	17-2	15-3	32-5	.865
Pittsburgh Steelers	32	1978-1979	17-2	15-4	32-6	.842
Dallas Cowboys	31	1992-1993	16-3	15-4	31-7	.816
Green Bay Packers	31	1996-1997	16-3	15-4	31-7	.816



TEDY BRUSCHI

LINEBACKER

54



SUPER BOWLS: 01 03 04 PRO BOWLS: 04

6-1 ★ 247 lbs ★ Born 6/9/73 ★ Exp. (NFL/Patriots): 10/10
GP/GS (Playoffs): 136/88 (15/10) ★ Acq: D3-96 (86th) ★ Arizona ★ San Francisco, Calif.

CAREER TRANSACTIONS

Tedy Bruschi was drafted by the Patriots in the third round (86th overall) of the 1996 NFL Draft ... The selection was obtained from Detroit along with a 1996 fourth- (Chris Sullivan) and sixth-round (Mario Grier) selection in exchange for New England's 1996 third-round selection (76th overall, Ryan Stewart).

CAREER HIGHLIGHTS

Career GP/GS: 136/88 (15/10)

★ Bruschi earned his first Pro Bowl nod in 2004 after a season in which he co-captained a Patriots defense that allowed 16.25 points per game, the second fewest in the NFL and the third fewest in franchise history. As a team captain, Bruschi's relentless work ethic and on-field intensity have helped to set the tone for the entire team.

★ Bruschi has averaged more than 100 tackles over the last four seasons. His 2001-04 total of 403 stops are the most on the team over that span, during which the Patriots won three Super Bowls in four years.

★ Bruschi has been voted a defensive captain by his teammates in each of the last three seasons, dating back to 2002.

★ Bruschi is the only player in NFL history to return four consecutive interceptions for touchdowns (See "Extra Points"), and his career total of four picks returned for scores ranks second in Patriots history. He is tied for fourth in NFL history among linebackers, and Bruschi is the only Patriots linebacker to return multiple interceptions for scores in a single season (2002 and 2003).

★ Over the last three seasons, no NFL player has returned more interceptions for touchdowns than Bruschi. His four picks returned for scores between 2002-04 equals the league-high total also achieved by Derrick Brooks and Phillip Buchanon.

★ Bruschi's 11 career interceptions rank fourth all-time among Patriots linebackers. Ten of his 11 regular-season picks have come in the last four seasons. Bruschi also has two postseason interceptions to his credit, including one in the fourth quarter of Super Bowl XXXIX.

★ Over the last three seasons, Bruschi's nose for the ball has created six defensive touchdowns. He scored four of those touchdowns on interception returns (two in both 2002 and 2003), and forced two fumbles that were picked up and returned for scores (10/03/04 and 11/28/04).

★ Bruschi, the NCAA's all-time sack leader, has provided 25.0 sacks in nine seasons as a Patriot. The Patriots are 21-2 in the 23 regular season games in which Bruschi has recorded at least one sack.

★ In the 2004 regular season, Bruschi finished second on the team with 128 tackles (84 solo) and tied for second on the team with three interceptions. His solid play continued in the playoffs, where he finished second on the squad with 23 tackles (18 solo) and added a sack, an interception, a forced fumble and two fumble recoveries.

★ Bruschi was named the AFC Defensive Player of the Week three times in 2004. He earned the honor twice in the regular season (Weeks 4 and 17) and also won it following a 20-3 win over Indianapolis in the Divisional Playoffs, when he forced a fumble and recovered two fumbles as the Patriots defense held the highly-regarded Colts offense to just three points.

★ Bruschi recorded a single-game career high 16 tackles (8 solo) against the Pittsburgh Steelers (10/31/04).

★ Bruschi ranked second on the team with 137 tackles (87 solo) in 2003, just three shy of Rodney Harrison's team-leading 140 stops. His 137 tackles were just one short of his career high, set in 1999.

★ In 2003, Bruschi was a captain of a Patriots defense that became the first defensive unit in 65 years not to allow a touchdown in four consecutive home games in one season. The last team to accomplish the feat was the 1938 New York Giants.

★ Bruschi was named the AFC Defensive Player of the Week twice in 2003, following his contributions to Patriots victories in Week Two at Philadelphia and in the AFC East-clinching victory over Miami in Week 14.

★ Bruschi tied a career-high and ranked third on the team with 4.5 sacks in 2002.

★ Bruschi started nine of 15 games in 2001 and finished third on the team with 73 tackles.

EXTRA POINTS

● The *Sacramento Bee* ranked Tedy number one on its list of the 100 best Sacramento area high school football players of all time.

● Tedy tied Derrick Thomas' all-time NCAA Division 1-A record with 52 career quarterback sacks while leading Arizona's "Desert Swarm" defense.

● Tedy is the only player in NFL history to return four consecutive interceptions for touchdowns. After returning a pick 48 yards for a score at Oakland (11/17/02), he also reached the end zone following his next two picks before setting the all-time mark with a 5-yard scoring return that helped clinch the AFC East title against Miami (12/07/03).

★ Bruschi recorded 15 tackles (13 solo), including 1.5 sacks during the 2001 postseason.

★ Bruschi started all 16 games at linebacker in 2000 and finished the season with 105 tackles (68 solos). It was his second consecutive season with more than 100 tackles (138 in 1999).

★ Bruschi started 14 games in 1999 and finished second on the team with 138 total tackles, including two sacks.

★ Bruschi earned the starting outside linebacker responsibilities at mid-season in 1998 and finished fourth on the team with 81 tackles.

★ Bruschi recorded two sacks in Super Bowl XXXI vs. Green Bay, just one shy of the Super Bowl record (Reggie White, 3.0, Super Bowl XXXI).

★ Bruschi scored his first career touchdown (at any level of competition) at Baltimore (10/06/96) when he picked up a loose ball after a Larry Whigham blocked punt and returned it four yards for a score.

★ Bruschi recorded a single-game career high with a pair of sacks and also forced his first career fumble at Baltimore (10/06/96).

SEASONAL REVIEWS

2004 (16/16, 3/3): Named to his first career Pro Bowl ... Started all 16 games at inside linebacker, marking the third time in his career he has started every game ... Finished second on the team with 128 tackles (84 solo) ... Finished tied for second on the team with three interceptions ... Finished second on the team in the playoffs with 23 tackles (18 solo) ... Recorded a sack and an interception in the Patriots' Super Bowl XXXIX victory ... Was voted a defensive captain for the 2004 season by his teammates ... Named AFC Defensive Player of the Week three times ... Collected a career-high 16 tackles against Pittsburgh (10/31/04) ... Two of his three forced fumbles were recovered and returned for touchdowns. **Indianapolis (9/9):** Collected eight tackles (6 solo) and an interception ... Halted a Colts drive deep in Patriots territory with a diving, acrobatic interception of Peyton Manning at the Patriots 1-yard line. **Buffalo (10/3):** Named AFC Defensive Player of the Week after registering eight tackles (6 solo), a half sack and a forced fumble ... Sacked Bledsoe on a critical fourth-and-three late in the game, forcing a fumble that was scooped up by Richard Seymour and returned 68 yards for a touchdown ... Teamed with Rosevelt Colvin to drop Bledsoe for a sack with time running out. **N.Y. Jets (10/24):** Tied for the team lead with 10 tackles (5 solo). **Pittsburgh (10/31):** Finished tied for second on the team with 16 tackles (8 solo) against the Steelers. **St. Louis (11/7):** Notched six tackles (5 solo) including a sack ... Came through the middle of the line on a blitz and sacked Marc Bulger for a 9-yard loss. **Buffalo (11/14):** Collected six tackles (3 solo) and an interception ... Had three tackles for losses ... Picked off a Drew Bledsoe pass intended for Lee Evans and returned it 29 yards to set up the Patriots' second touchdown of the evening. **Baltimore (11/28):** Collected seven tackles (4 solo), a sack and a forced fumble ... Dropped Chester Taylor for a 5-yard loss with a fierce hit on a screen pass ... Sacked Kyle Boller for a 12-yard loss and forced a fumble that was recovered by Jarvis Green for a touchdown in the fourth quarter. **Cleveland (12/5):** Led the team with eight tackles (4 solo), including a sack and a pass defended ... Dropped Luke McCown for a 8-yard

sack. **Cincinnati (12/12):** Led the team with 14 tackles (12 solo) in the Patriots' AFC East clinching victory ... Ended a Bengals' drive by stuffing pass catcher Jeremi Johnson for no gain on third-and-one. **N.Y. Jets (12/26):** Tied for the team lead with eight tackles (5 solo) and added an interception ... Dropped back in coverage and intercepted a Chad Pennington pass intended for Santana Moss and returned the pick 36 yards to the Jets 38-yard line. **San Francisco (1/2):** Named AFC Defensive Player of the Week after leading the team with 14 tackles (8 solo) and forced a fumble ... Combined with Rodney Harrison to stonewall Maurice Hicks for a 4-yard loss on a pass in the flat. **Indianapolis (1/16):** Named NFL Defensive Player of Divisional Weekend after registering eight tackles (5 solo), a forced fumble and two fumble recoveries in the Patriots' 20-3 victory over the Colts ... Was a key part of a defense that held the vaunted Colts offense to a season-low three points ... Stonewalled Dominic Rhodes for a 2-yard loss on a screen pass, while simultaneously stripping him of the ball ... Recovered a Reggie Wayne fumble forced by Rodney Harrison. **Pittsburgh (1/23):** Registered eight tackles (7 solo) in the Patriots' 41-27 AFC Championship victory over the Steelers. **Philadelphia (2/6):** Finished tied for second on the team with seven tackles (6 solo), including a sack and an interception in the Patriots' 24-21 victory over the Eagles in Super Bowl XXXIX ... Sacked Donovan McNabb for a 10-yard loss on a blitz in the first quarter ... Intercepted a McNabb pass intended for L.J. Smith in the fourth quarter.

2003 (16/16, 3/3): Started all 16 games at inside linebacker as one of four defensive players to start all 16 games ... Was voted a defensive captain for the 2003 season by his teammates ... Led the team with seven double-digit tackle performances ... Ranked second on the team with 137 tackles (87 solo) ... Finished third on the team with 16 passes defended ... Named AFC Defensive Player of the Week in Weeks Two and 14 ... Was a captain of a defensive unit that allowed an average of just 3.7 points per game in the last six home contests ... Part of a Patriots defense that led the NFL in opponents' points per game (14.9), opponents' passer rating (56.2), interceptions (29) and passing touchdowns surrendered (11) ... Helped the Patriots run defense rank fourth in the NFL, up from 31st in the NFL in 2002 ... Ranked fourth on the team with 18 tackles (10 solo) in the postseason. **Philadelphia (9/14):** Earned AFC Defensive Player of the Week honors for his performance against the Eagles in Week Two ... Recorded six tackles (4 solo) ... Picked off a Donovan McNabb pass in the fourth quarter and returned it 18 yards for his third career touchdown ... Collected a team-high and career-high five passes defended ... Recorded his first sack of the season when he dropped McNabb for a nine-yard loss in the fourth quarter. **N.Y. Jets (9/21):** Registered a team-high 10 tackles (3 solo) ... Caused Jets tight end Anthony Becht to fumble with a diving tackle from behind. **Washington (9/28):** Amassed a team-high 12 tackles (7 solo) and a pass defended ... Three of his tackles stopped Redskins running backs for no gain. **Tennessee (10/5):** Finished second on the team with 10 tackles (7 solo). **N.Y. Giants (10/12):** Registered a season-high 13 tackles (8 solo), marking his fourth straight game with 10 or more tackles. **Miami (10/19):** Registered six tackles (5 solo) and a forced fumble, which the Patriots recovered ... Stripped Chris Chambers of the ball while the Dolphins

wide receiver was jockeying for more yardage in the first quarter ... Forced Jay Fiedler out of the pocket with a pass rush up the middle in overtime, which led the Dolphins signal caller to throw an interception to Tyrone Poole ... On the next play from scrimmage, Tom Brady found Troy Brown for an 82-yard game-winning touchdown reception. **Cleveland (10/26):** Registered eight tackles (5 solo) ... Was in on two tackles for a loss or no gain. **Dallas (11/16):** Registered eight tackles (6 solo) in the Patriots 12-0 win over the Cowboys, marking the Patriots' first shutout since the 1996 season ... Made a crucial play in the game when he stuffed Troy Hambrick in the backfield for a 2-yard loss on fourth-and-one in the fourth quarter. **Houston (11/23):** Notched seven tackles (3 solo). **Indianapolis (11/30):** Talled a team-high 11 tackles (7 solo) ... Deflected a pass intended for Marcus Pollard at the goal line in the second quarter ... Joined with Mike Vrabel to stop Edgerrin James on first-and-goal from the 2-yard line in the fourth quarter ... Combined with Rodney Harrison to stop James for no gain on second-and-goal in the fourth quarter. **Miami (12/7):** Registered seven tackles (5 solo) and an interception return for a touchdown in the Patriots AFC East clinching 12-0 victory over the Dolphins, earning AFC Defensive Player of the Week honors ... Intercepted Jay Fiedler and returned it five yards for a touchdown to give the Patriots a 10-0 lead in the fourth quarter. **Jacksonville (12/14):** Finished second on the team with 10 tackles (8 solo). **N.Y. Jets (12/20):** Collected eight tackles (6 solo) and an interception ... Intercepted a Chad Pennington pass intended for Anthony Becht on the second play of the game, setting up Tom Brady's 35-yard touchdown pass to David Givens on the ensuing play from scrimmage. **Buffalo (12/27):** Finished second on the team with 10 tackles (5 solo) ... Sacked Drew Bledsoe, forced the signal caller to fumble and recovered the loose ball on the first play of the fourth quarter. **Tennessee (1/10):** Led the team with nine tackles (5 solo) in the Patriots' 17-14 divisional playoff victory over the Titans. **Indianapolis (1/18):** Talled five tackles (3 solo) in the Patriots' 24-14 AFC Championship victory over the Colts. **Carolina (2/1):** Talled four tackles (2 solo) in the Patriots' thrilling 32-29 Super Bowl XXXVIII victory over the Panthers.

2002 (11/9): Voted a defensive captain for the 2002 season by his teammates ... Ranked seventh on the team with 65 tackles (45 solo) despite missing five games due to injury ... Recorded three double-digit tackles games, including a season-high 11 at San Diego (9/29) ... Tied for third on the team with a career high 4.5 sacks ... Returned two interceptions for touchdowns (at Oakland, 11/17 and at Detroit, 11/28), the seventh time a Patriot interceptor has reached the end zone twice in a single season and the first time a linebacker has accomplished the feat ... Played in his 100th career game at Buffalo (11/3). **Pittsburgh (9/9):** Started at middle linebacker and recorded four tackles (3 solo), including a sack of Kordell Stewart in a 30-14 win over the Steelers on Monday Night Football. **San Diego (9/29):** Returned to the starting lineup at middle linebacker and led the team with a season-high 11 tackles (8 solo) ... Dropped LaDainian Tomlinson for no gain on the Chargers first play from scrimmage. **Miami (10/6):** Jarred the ball loose from Miami's Ricky Williams on the Dolphins' first play of the second half, forcing him to fumble and setting the Patriots up to score their first touchdown

of the afternoon ... Finished second on the team with six tackles (4 solos). **Denver (10/27):** Talled seven tackles (4 solos), including a sack of Brian Griese for a loss of seven yards. **Buffalo (11/3):** Recorded five tackles (4 solo) as part of a Patriots defense that held the Bills offense, which had been ranked second in the NFL, to just one touchdown in New England's 38-7 win. **Chicago (11/10):** Dropped the Bears' Anthony Thomas for a loss of a yard on third-and-one in the fourth quarter of New England's thrilling 33-30 win over Chicago ... The Bears were forced to punt instead of run out the clock and the Patriots offense marched down the field for a game-winning touchdown ... Also sacked Chris Chandler for a loss of six yards. **Oakland (11/17):** Scored the second touchdown of his career when he intercepted a Rich Gannon pass and brought it back 48 yards for the score ... Recorded his interception after the ball had bounced off of Lawyer Milloy's foot and up into the air ... Tied for the team lead with 10 tackles (7 solo) ... Batted down a Gannon pass at the line of scrimmage in the third quarter as the Raiders were forced to punt ... Returned the opening kickoff 11 yards. **Minnesota (11/24):** Tied for the team lead with 10 tackles (5 solo) in the Patriots 24-17 win over the Vikings ... Sacked Daunte Culpepper for a two-yard loss ... Teamed with Richard Seymour to sack Daunte Culpepper for a total loss of four yards. **Detroit (11/28):** Returned an interception 27 yards for a touchdown on the Lions second play from scrimmage and gave the Patriots a 10-0 lead on their way to a 20-12 victory over Lions on Thanksgiving ... Marked the second time in three weeks and the third time in his career he returned an interception for a score ... Injured his knee in the first quarter and missed the final four games of the season.

2001 (15/9; 3/3): Started nine of 15 regular season games at linebacker and finished third on the team with 73 tackles (54 solo) ... Credited with two sacks, forced three fumbles and recovered one ... Registered a then career-high two interceptions ... Part of Patriots defense that limited opponents to only 272 points, their lowest total since the NFL switched to a 16-game schedule (1978) ... Talled 15 tackles (13 solo), including 1.5 sacks during the postseason. **Indianapolis (10/21):** Recovered an Edgerrin James fumble forced by Ted Johnson in the second quarter on the Colts 24-yard line ... The Patriots capitalized six plays later with a touchdown. **Denver (10/28):** Recorded his second career interception when he snatched a Brian Griese pass ... The Patriots took advantage of the turnover three plays later with a touchdown. **Buffalo (11/11):** Recorded his first sack of the season when he brought down Rob Johnson for a four-yard loss ... Forced Johnson to fumble on the play, but the Bills recovered. **St. Louis (11/18):** Intercepted his second pass of the season and the third of his career and returned it four yards ... The turnover led to a 33-yard field goal. **N.Y. Jets (12/2):** Teamed with Bryan Cox to tackle Jets running back Curtis Martin for no gain on the Patriot two-yard line in the first quarter, forcing the Jets to settle for a field goal ... Sacked Vinny Testaverde on the final play of the second quarter ... Forced Testaverde to fumble on the play, but the Jets recovered. **Cleveland (12/9):** Registered a season-high 10 tackles (8 solo) and was part of defensive front that held the Browns to just 50 yards rushing on 19 carries (2.6 avg.). **Miami (12/22):** Tied for a team-high with seven tackles and was part of defensive front that held the Dolphins

to just 58 yards rushing on 19 carries (2.6 avg.) ... Returned a short Miami kickoff 10 yards. **Oakland (1/19):** Finished second on the team with nine tackles (8 solo), including a sack of Raiders quarterback Rich Gannon ... Teamed with Ty Law to stop Zack Crockett for no gain on third-and-one in the fourth quarter forcing a Raiders punt. **Pittsburgh (1/27):** Teamed with Ted Johnson to sack Kordell Stewart for a loss of three yards ... Recovered a Stewart fumble and returned it one yard to the Pittsburgh 35-yard line ... Part of defensive front that held Pittsburgh to just 58 yards rushing and 2.6 yards per carry in their 24-17 victory in the AFC Championship game. **St. Louis (2/3):** Recorded four solo tackles in the Patriots 20-17 victory in Super Bowl XXXVI, including a stop of Marshall Faulk for no gain.

2000 (16/16): Started all 16 games at weakside linebacker and finished with 105 tackles (68 solo) ... It was his second consecutive season with over 100 tackles (138 in 1999) ... Recorded double-digit tackles in two games and at least seven tackles in seven games ... Led team in tackles during five games in 2000. **Tampa Bay (9/3):** Opened the season with a team-leading 12 tackles ... Stopped Buccaneers running back Warwick Dunn for a one-yard loss. **N.Y. Jets (9/11):** Tied for the team lead with five tackles (four solo) ... Also credited with one special teams tackle and delivered a jarring hit on punt returner Damon Dunn and forced him to fumble (recovered by Jets). **Minnesota (9/17):** Led team for the third straight game with a season-high 13 tackles (8 solo) ... Ran Daunte Culpepper out of bounds for first sack of season. **Indianapolis (10/8):** Led team for fourth time in six games, with nine tackles in 24-16 victory. **Cincinnati (11/19):** Credited with eight solo tackles, just one shy of his career high, in 16-13 win. **Kansas City (12/4):** Led team with seven tackles in 30-24 win ... Held the Chiefs to only 68 yards rushing, including only 30 yards by their leading rusher Tony Richardson. **Miami (12/24):** Closed out the season with eight tackles, eclipsing the 100-tackle mark for the second straight year ... Limited the Dolphins, who entered the game averaging 123.1 yards rushing per game, to only 47 rushing yards.

1999 (14/14): Started 14 games at outside linebacker and recorded a career-high 138 total tackles, including two sacks ... Helped lead a spirited defensive unit which ranked eighth overall in the NFL in 1999, the highest ranking by a Patriots defensive unit since 1988 (fourth) ... Finished second on the team in tackles, despite missing two games due to a right knee sprain ... Only Lawyer Milloy (173) had more tackles ... Credited with his first career interception, one of six passes defended on the year ... Recorded double-digit tackle totals in seven games ... Led the team (or shared the lead) in tackles during four games. **N.Y. Jets (9/12):** Opened the season recording a career-high 14 total tackles and tied his career high with eight solo stops in a 30-28 victory over the Jets ... His 14 tackles co-led the team, along with Milloy ... Recorded his first sack of the season on Rick Mirer's first play of the game. **Indianapolis (9/19):** Named defensive co-captain for the game and recorded 10 tackles, sharing team-high honors with Andy Katzenmoyer. **N.Y. Giants (9/26):** Combined with Willie McGinest to stop Kent Graham on a fourth-and-one attempt at the Patriots 41-yard line in the third ... The Patriots re-

sponded with an 11-play, 58-yard scoring drive. **Cleveland (10/3):** Sacked Tim Couch on the opening possession of the game ... It was his second sack of the season and the 12th of his career. **Arizona (10/31):** Helped limit the Cardinals to just eight first downs and a defensive season-best 166 total net yards, including just 76 yards rushing, in a 27-3 victory ... The 90 yards passing was the lowest by a Patriot opponent since 1994. **Buffalo (11/28):** Named defensive co-captain for the game and earned Miller Lite Player of the Game honors for the first time of his career after recording a game-high 14 tackles vs. the Bills. **Dallas (12/5):** Earned Miller Lite Player of the Game honors for the second consecutive week while leading the Patriots to a 13-6 victory over the Cowboys, the Patriots first win of the series in franchise history ... Held Emmitt Smith to just 75 yards rushing, his second-lowest total of the season, snapping a three game 100-yard rushing streak. **Philadelphia (12/19):** Recorded the first interception of his career when he stepped in front of Duce Staley to pick off a Koy Detmer attempt ... Finished the game with 12 tackles. **Buffalo (12/26):** Posted double-digit tackle totals for the second consecutive week with 13 stops against the Bills ... Recovered Eric Moulds' fumble, during the overtime period against the Bills. **Baltimore (1/2/00):** Extended his streak of double-digit tackle totals to an individual best three consecutive games when he recorded 10 tackles in the season finale to help the Patriots to a 20-3 victory over the Ravens.

1998 (16/7; 1/1): Played in every game for the third consecutive year ... Replaced an injured Todd Collins at weak-side linebacker at Buffalo (11/15) and started the last eight games of the season, including the Patriots wild-card playoff game in Jacksonville (01/03) ... Finished fourth on the team with a then career-high 81 tackles, including a pair of sacks ... Opened the season in his now familiar role as a pass rush specialist, rushing the passer from a down-lineman position in the Patriots nickel and dime defenses ... Recorded his first sack of the season at New Orleans (10/04) ... His second sack came the following week in a 40-10 victory over Kansas City (10/11) ... He finished that game with three tackles, including a sack, a forced fumble and two special teams tackles ... Replaced Collins at outside linebacker at Buffalo (11/15) and recorded a career-high with 10 defensive stops ... Had a repeat performance the following week, providing 10 tackles in a 26-23 win over Miami (11/23) ... Provided eight stops (6 solos), recorded a career-high three passes defended and forced his second fumble of the season in a 25-21 victory over Buffalo (11/29) ... Posted a career-high with eight solo tackles at St. Louis (12/13) a mark he matched two weeks later in the season finale at New York (12/27) with eight solo hits and 10 total tackles ... Forced San Francisco wide receiver Jerry Rice to fumble, setting up a Patriots touchdown in 24-21 victory (12/20) ... Recorded seven solo stops the following week in the wild-card playoff game at Jacksonville.

1997 (16/1; 2/0): Saw action in every game for the second consecutive season ... Posted 30 defensive tackles, including four sacks, and added 13 special teams stops ... His four sacks and 13 special teams tackles each ranked third on the team ... Forced two fumbles, recovered one ... Knocked Stan Humphries from the game

in the season-opening victory over San Diego (0/31) ... Made his NFL starting debut at WLB at Indianapolis (09/07) and responded with four tackles, including his first sack of the season, and a fumble recovery ... Collected four tackles, including his second sack of the season, vs. Chicago (09/21) ... Recorded his third sack of the season two weeks later vs. Buffalo (10/12) ... Selected as special teams captain vs. Green Bay (10/27) and recorded a season-high five defensive tackles ... Left the game early due to a sprained ankle at Jacksonville (12/07) after recording two solo stops, including his fourth sack of the season ... Collected three tackles in each of the Patriots playoff games, vs. Miami (12/28) and at Pittsburgh (01/03).

1996 (16/0; 3/0): Played in every game as a rookie, filling a role as a pass rush specialist and playing on many special teams units ... Finished the season with 11 tackles, including four sacks ... Ranked third on the team with 17 special teams tackles ... Scored his first career touchdown at Baltimore (10/06) when he picked up a loose ball after a blocked punt by Larry Whigham and returned it four yards for a touchdown ... It was his first touchdown scored at any level of competition ... Also recorded two sacks and forced his first career fumble at Baltimore (10/06) ... Registered a season-high with three special teams tackles at Indianapolis (10/20) and at the New York Giants (12/21) ... Recorded a season-high with three solo tackles vs. the Jets (12/08) ... Excelled in the playoffs, totaling seven tackles, two sacks, two passes defended, an interception and four special teams tackles in three games ... Made two defensive stops and assisted on a special teams tackle in the divisional playoff game vs. Pittsburgh (01/05/97) ... Credited with two defensive tackles, two special teams tackles, two passes defended and grabbed his first career interception late in the fourth quarter of the AFC Championship Game to secure a 20-6 victory over Jacksonville (01/12/97) ... Closed out his rookie campaign with three tackles, including two sacks in a 35-21 loss to Green Bay in Super Bowl XXXI (01/26/97) ... His two sacks set a team Super Bowl record and was just one shy of the all-time Super Bowl record.

COLLEGE

Bruschi tied the NCAA Division I-A career sack record with 52.0 quarterback sacks, equaling the mark set by former Alabama All-American, the late Derrick Thomas ... Was a two-time finalist for the Lombardi Award, given annually to the top lineman in the nation ... Bruschi graduated with 74 tackles for losses, which ranked sixth in Division I-A history ... Compiled 185 total tackles (137 solos), forced six fumbles and recovered five others during his collegiate career. 1995: Unanimous All-American and All-Pacific-10 selection his senior year ... Named one of four finalists for the Lombardi Award and also received team MVP honors ... Totaled 56 tackles (44 solos), including 14.5 sacks (96 yards) and 19.5 tackles for losses of 110 yards ... His sack total ranked third in the nation ... Added four pass deflections and forced one fumble. 1994: Earned consensus All-America honors and was one of four finalists for the Lombardi Award ... He was also a finalist for *Football News'* National Defensive Player of the Year award ... Totaled 39 tackles, including 10 sacks for 65 yards and

15 tackles for losses. 1993: Earned Second-Team All-America honors after setting an all-time school record with 19 sacks (143 yards) as a sophomore, breaking the previous record of 15 (Steve Boadway in 1984) ... Earned first-team All-Pac-10 honors and was named the team's Most Valuable Player ... His 27.5 tackles for losses and 19 sacks were each career highs. 1992: Played strongside outside linebacker prior to his transition to the defensive line in 1993 ... Started just one of 12 games and still managed to post 4.5 sacks for the season. 1991: Missed the first three games of the season due to a pinched nerve in his neck ... Returned and started vs. Long Beach State and Washington as a true freshman, but suffered a broken left thumb and was redshirted.

PERSONAL

Tedy Lacap Bruschi was born on June 9, 1973 in San Francisco, Calif. ... He is the son of Anthony Sr. and Juanita ... He is one of three children ... His stepfather, Ron Sandys, was a professional tennis player ... Tedy attended Roseville (Calif.) High, where he lettered twice in football and was a two-year captain, earning all-conference, all-northern California and all-metro honors as a defensive tackle ... He also earned a letter in wrestling and two letters in track, competing in the shot put, discus and triple jump ... He wrestled in the heavyweight division ... He earned his bachelor's degree in communications at Arizona ... Tedy and his wife, Heidi, have three sons, Tedy Jr., Rex and Dante.

SINGLE GAME CAREER HIGHS

Regular Season:

Tackles:	16	at Pittsburgh (10/31/04)
Solos:	12	vs. Cincinnati (12/12/04)
Assists:	8	at Pittsburgh (10/31/04)
Sacks:	2	vs. Baltimore (10/06/96)
Interceptions:	1	11 times, most recent at N.Y. Jets (12/26/04)
Int. Return Yards:	48	at Oakland (11/17/02)
Passes Defended:	5	at Philadelphia (09/14/03)
Forced Fumbles:	1	17 times, most recent vs. San Francisco (01/02/05)
Fumble Recoveries:	1	Four times, most recent vs. Buffalo (12/27/03)
Touchdowns:	1	Five times, most recent vs. Miami (12/07/03)
Special Teams Tackles:	3	at N.Y. Giants (12/21/96) at Indianapolis (10/20/96)

Postseason:

Tackles:	9	vs. Tennessee (01/10/04)
		vs. Oakland (01/19/02)
Solos:	8	vs. Oakland (01/19/02)
Assists:	4	vs. Tennessee (01/10/04)
Sacks:	2	vs. Green Bay (01/26/97)
Interceptions:	1	vs. Philadelphia (02/06/05)
		vs. Jacksonville (01/12/97)
Int. Return Yards:	12	vs. Jacksonville (01/12/97)
Passes Defended:	2	vs. Jacksonville (01/12/97)
Forced Fumbles:	1	vs. Indianapolis (01/16/05)
Fumble Recoveries:	2	vs. Indianapolis (01/16/05)
Special Teams Tackles:	2	vs. Jacksonville (01/12/97)

TEDY BRUSCHI

Pos: LB Ht: 6-1 Wt: 247 Year: 10th Acq: D3-96 (86th) College: Arizona Born: 6/9/73

Year	Team	G/S	TT	UT	A	S	Yds	No	Yds	Avg	Lg	TD	PD	FF	FR	Yds	TDSPt
1996	Patriots	16/0	11	10	1	4.0	26.0	0	0	0.0	0	0	0	1	0	4	1 17
1997	Patriots	16/1	30	25	5	4.0	21.0	0	0	0.0	0	0	1	2	1	0	0 13
1998	Patriots	16/7	81	56	25	2.0	15.0	0	0	0.0	0	0	5	3	0	0	0 7
1999	Patriots	14/14	138	77	61	2.0	8.0	1	1	1.0	1	0	6	1	1	0	0 0
2000	Patriots	16/16	105	68	37	1.0	1.0	0	0	0.0	0	0	5	0	0	0	0 3
2001	Patriots	15/9	73	54	19	2.0	4.0	2	7	3.5	4	0	3	3	1	0	0 3
2002	Patriots	11/9	65	45	20	4.5	18.0	2	75	37.5	48t	2	7	1	0	0	0 2
2003	Patriots	16/16	137	87	50	2.0	16.0	3	26	8.7	18	2	16	3	1	13	0 3
2004	Patriots	16/16	128	84	44	3.5	35.0	3	70	23.3	36	0	6	3	0	0	0 4

Totals-9 Years 136/88 768 506 262 24.0 144.0 11 179 16.3 48t 4 49 17 4 17 1 52

Postseason		Tackles						Interceptions						Miscellaneous			
Year	Team	G/S	TT	UT	A	S	Yds	No	Yds	Avg	Lg	TD	PD	FF	FR	Yds	TDSPt
1996	Patriots	3/0	7	7	0	2.0	14.0	1	12	12.0	12	0	2	0	0	0	0 4
1997	Patriots	2/0	6	3	3	0.0	0.0	0	0	0.0	0	0	2	0	0	0	0 1
1998	Patriots	1/1	7	7	0	0.0	0.0	0	0	0.0	0	0	0	0	0	0	0 0
2001	Patriots	3/3	15	13	2	1.5	7.5	0	0	0.0	0	0	0	0	1	1	0 1
2003	Patriots	3/3	18	10	8	0.0	0.0	0	0	0.0	0	0	0	0	0	0	0 0
2004	Patriots	3/3	23	18	5	1.0	10.0	1	0	0.0	0	0	1	1	2	0	0 1
Totals-6 Years		15/10	76	58	18	4.5	38.5	2	12	6.0	12	0	5	1	3	1	0 7

ADDITIONAL STATISTICS

Kickoff Returns — Career: 6 for 47 yards. 1998: 1 for 4 yards (11/08/98 vs. Atlanta). 2000: 2 for 13 yards (1-7 11/05/00 vs. Buffalo; 1-6 12/24/00 vs. Miami). 2001: 1 for 10 yards (12/22/01 vs. Miami). 2002: 1 for 11 yards (11/17/02 at Oakland). 2003: 1 for 9 yards (12/14/03 vs. Jacksonville).

ADDITIONAL POSTSEASON STATISTICS

Kickoff Returns — Career: 1 for 15 yards (01/16/05 vs. Indianapolis)

BRUSCHI'S CAREER GAME BY GAME

1996	Opponent	P/S	TT	UT	A	S/Yds	I/Yds	PD	FF	FR	SpT	W/L	Score
09/01	at Miami	p	0	0	0	--	--	--	--	--	--	L	10-24
09/08	at Buffalo	p	0	0	0	--	--	--	--	--	--	L	10-17
09/15	Arizona	p	1	0	1	--	--	--	--	--	--	2	W 31-0
09/22	Jacksonville	p	0	0	0	--	--	--	--	--	--	1	W 28-25
10/06	at Baltimore	p	2	2	0	2/9	--	1	--	--	--	1	W 46-38
10/13	Washington	p	0	0	0	--	--	--	--	--	--	1	L 22-27
10/20	at Indianapolis	p	1	1	0	--	--	--	--	--	--	3	W 27-9
10/27	Buffalo	p	1	1	0	--	--	--	--	--	--	--	W 28-25
11/03	Miami	p	0	0	0	--	--	--	--	--	--	1	W 42-23
11/10	at N.Y. Jets	p	0	0	0	--	--	--	--	--	--	2	W 31-27
11/17	Denver	p	0	0	0	--	--	--	--	--	--	--	L 8-34
11/24	Indianapolis	p	1	1	0	--	--	--	--	--	--	1	W 27-13
12/01	at San Diego	p	2	2	0	1/9	--	--	--	--	--	--	W 45-7
12/08	N.Y. Jets	p	3	3	0	1/8	--	--	--	--	--	2	W 24-10
12/15	at Dallas	p	0	0	0	--	--	--	--	--	--	--	L 6-12
12/21	at N.Y. Giants	p	0	0	0	--	--	--	--	--	--	3	W 23-22
1996 Totals		16/0	11	10	1	4/26	0/0	0	1	0	17		11-5
01/05	Pittsburgh	p	2	2	0	--	0/0	0	0	0	1	W	28-3
01/12	Jacksonville	p	2	2	0	--	1/12	0	0	0	2	W	20-6
01/26	Green Bay	p	3	3	0	2/14	0/0	0	0	0	1	L	21-35
1996 Postseason		3/0	7	7	0	2/14	1/12	2	0	0	4		2-1
1997	Opponent	P/S	TT	UT	A	S/Yds	I/Yds	PD	FF	FR	SpT	W/L	Score
08/31	San Diego	p	4	4	0	--	--	1	1	--	1	W	41-7
09/07	at Indianapolis	s	4	4	0	1/7	--	--	--	--	1	W	31-6
09/14	N.Y. Jets	p	1	4	0	--	--	--	--	--	--	1	W 27-24
09/21	Chicago	p	4	2	2	1/0	--	--	--	--	--	--	W 31-3
10/06	at Denver	p	0	0	0	--	--	--	--	--	--	1	L 13-34
10/12	Buffalo	p	2	2	0	1/9	--	1	--	--	2	W	33-6
10/19	at N.Y. Jets	p	2	1	1	--	--	--	--	--	1	L	19-24
10/27	Green Bay	p	5	4	1	--	--	--	--	--	--	L	10-28
11/02	at Minnesota	p	0	0	0	--	--	--	--	--	--	1	L 18-23
11/09	at Buffalo	p	4	3	1	--	--	--	--	--	--	1	W 31-10
11/16	at Tampa Bay	p	0	0	0	--	--	--	--	--	--	1	L 7-27
11/23	Miami	p	2	2	0	--	--	--	--	--	--	1	W 27-24
11/30	Indianapolis	p	0	0	0	--	--	--	--	--	--	1	W 20-17
12/07	at Jacksonville	p	2	2	0	1/5	--	--	--	--	--	--	W 26-20
12/13	Pittsburgh	p	0	0	0	--	--	--	--	--	--	2	L 21-24
12/22	at Miami	p	0	0	0	--	--	--	--	--	--	--	W 14-12
1997 Totals		16/1	30	25	5	4/21	0/0	1	2	1	13		10-6
12/28	Miami	p	3	2	1	--	--	1	--	--	1	W	17-3
01/03	at Pittsburgh	p	3	2	1	--	--	--	--	--	--	--	L 6-7
1997 Postseason		2/0	6	4	2	0/0	0/0	1	0	0	1		1-1
1998	Opponent	P/S	TT	UT	A	S/Yds	I/Yds	PD	FF	FR	SpT	W/L	Score
09/07	at Denver	p	0	0	0	--	--	--	--	--	--	--	L 21-27
09/13	Indianapolis	p	3	2	1	--	--	--	--	--	2	W	29-6
09/20	Tennessee	p	4	3	1	--	--	--	--	--	--	W	27-16
10/04	at New Orleans	p	4	3	1	1/7	--	--	--	--	--	W	30-27
10/11	Kansas City	p	3	3	0	1/8	--	--	1	--	2	W	40-10
10/19	N.Y. Jets	p	4	2	2	--	--	--	--	--	--	L	14-24
10/25	at Miami	p	0	0	0	--	--	--	1	--	1	L	9-12
11/01	at Indianapolis	p	7	6	1	--	--	1	--	--	1	W	21-16
11/08	Atlanta	p	1	0	1	--	--	--	--	--	1	L	10-41
11/15	at Buffalo	s	10	5	5	--	--	--	--	--	--	L	10-13
11/23	Miami	s	10	3	7	--	--	--	--	--	--	W	26-23
11/29	Buffalo	s	8	6	2	--	--	--	3	1	--	W	25-21
12/06	at Pittsburgh	s	3	3	0	--	--	--	--	--	--	W	23-9
12/13	at St. Louis	s	8	8	0	--	--	--	--	--	--	L	18-32
12/20	San Francisco	s	6	4	2	--	--	--	--	--	--	W	24-21
12/27	at N.Y. Jets	s	10	8	2	--	--	--	1	--	--	L	10-31
1998 Totals		16/7	81	56	25	2/15	0/0	5	3	0	7		9-7
01/03	at Jacksonville	s	7	7	0	--	--	--	--	--	--	L	10-25
1998 Postseason		1/1	7	7	0	0/0	0/0	0	0	0	0		0-1
1999	Opponent	P/S	TT	UT	A	S/Yds	I/Yds	PD	FF	FR	SpT	W/L	Score
09/12	at N.Y. Jets	s	14	8	6	1/2	--	--	--	--	--	W	30-28
09/19	Indianapolis	s	10	6	4	--	--	--	1	1	--	W	31-28
09/26	N.Y. Giants	s	9	2	7	--	--	--	--	--	--	W	16-14
10/03	at Cleveland	s	7	4	3	1/6	--	--	--	--	--	W	19-7
10/10	at Kansas City	s	7	6	1	--	--	--	--	--	--	L	14-16
10/17	Miami								inactive			L	30-31
10/24	Denver								inactive			W	24-23
10/31	at Arizona	s	6	3	3	--	--	--	--	--	--	W	27-3
11/15	N.Y. Jets	s	13	9	4	--	--	--	--	--	--	L	17-24

EXTRA POINTS

97



MATT CHATHAM

LINEBACKER

58

SUPER BOWLS: 01 03 04

6-4 * 250 lbs * Born 6/28/77 * Exp. (NFL/Patriots): 6/6
GP/GS(Playoffs): 51/4 (9/0) * Acq: CW (STL)-00 * South Dakota * Sioux City, Iowa

CAREER TRANSACTIONS

Matt Chatham was claimed off waivers from St. Louis by the New England Patriots on Aug. 28, 2000 ... Originally signed by St. Louis as a rookie free agent on (04/26/99) ... Released by the Rams (06/26/99) ... Re-signed by the Rams (02/11/00) ... Waived by the Rams (08/25/00) ... Placed on injured reserve by the Patriots (11/22/00) ... Waived by the Patriots (09/02/01) ... Signed to the Patriots practice squad (09/04/01) ... Signed to the Patriots active roster (09/23/01) ... Released by the Patriots (09/25/01) ... Signed to the Patriots practice squad (09/26/01) ... Signed to the Patriots active roster (10/03/01) ... Placed on injured reserve (12/11/02) ... Placed on physically unable to perform list (09/05/04) ... Activated from physically unable to perform list (10/24/04).

CAREER HIGHLIGHTS

Career GP/GS: 51/4 (9/0)

★ Chatham has totaled 38 defensive tackles and 54 special teams tackles during his five-year career with the Patriots.

★ Entering 2005, Chatham had recorded 52 special teams tackles for the Patriots over the previous four seasons, ranking him second on the team behind special teams captain Larry Izzo (101 special teams tackles).

★ Chatham led the Patriots with five special teams tackles in the 2004 postseason, including a team-leading two special teams stops in Super Bowl XXXIX.

★ Chatham started four games at outside linebacker in 2003, earning his first career start against Tennessee (10/05/03), and then starting for the next three games.

★ Chatham scored his first career touchdown in the Patriots' 17-6 win over the Giants (10/12/03), scooping up a loose ball and returning it 38 yards to the end zone.

★ Chatham recorded his first career sack with a big hit on Philadelphia's Donovan McNabb in the Patriots 31-10 win over the Eagles (09/14/03).

★ Chatham recorded two special teams tackles in Super Bowl XXXVIII, including a hit that sealed the championship for New England as he dropped Carolina's Rod Smart on the final play of the game.

★ Chatham has played in all three of the Patriots' Super Bowl victories.

SEASONAL REVIEWS

2004 (5/0, 3/0): Participated in five regular season games and all three playoff contests after being activated off the PUP list (10/24)... Led the team in the playoffs with five special teams tackles ... Registered six special teams tackles in the regular season. **N.Y. Jets (10/24):** Made his 2004 debut on special teams and tallied a solo stop on coverage units.

Pittsburgh (10/31): Participated on special teams coverage units and tallied a special teams stop. **St. Louis (11/7):** Recorded three special teams stops

in the Patriots' 40-22 road win against the Rams. **Baltimore (11/28):** Tallied a solo tackle on special teams. **Indianapolis (1/16):** Tallied two special teams tackles. **Pittsburgh (1/23):** Recorded a special teams tackle on kickoff coverage units in the Patriots' 41-27 AFC Championship victory over the Steelers. **Philadelphia (2/6):** Tied for the team lead with two special teams tackles in the Patriots' 24-21 victory over the Eagles in Super Bowl XXXIX.

2003 (16/4, 3/0): Started four games at outside linebacker and played in all 16 contests ... Ranked fourth on the team with 19 special teams tackles ... Made a career-high 34 tackles (22 solo) from the outside linebacker spot ... Started his first career game at linebacker (10/05) ... Made four consecutive starts from Weeks Five through Eight ... Registered his first career touchdown (10/12). **Philadelphia (9/14):** Saw action on special teams and at linebacker in the fourth quarter ... Recorded his first career sack with a jarring hit on Donovan McNabb in the fourth quarter, forcing a fumble that was recovered by Anthony Pleasant ... Made a key play to down a punt on the Philadelphia three-yard line. **Tennessee (10/5):** Made his first career start at outside linebacker ... Tallied eight tackles (4 solo) ... Combined with Ty Warren to stuff Eddie George for a two-yard loss in the first quarter ... Combined with Rodney Harrison to stonewall Robert Holcombe for a one-yard loss on first-and-goal in the fourth quarter ... Helped limit former Pro Bowler Eddie George to just 35 yards rushing on 15 carries (2.3 avg.). **N.Y. Giants (10/12):** Started at outside linebacker and recorded five tackles (4 solo) ... Registered his first career touchdown on a 38-yard fumble recovery return after Tyrone Poole stripped Tiki Barber of the ball in the first quarter ... Combined with Jarvis Green to sack Kerry Collins for a three-yard loss in the fourth quarter. **Miami (10/19):** Started for the third week in a row and tallied seven tackles (4 solo) ... Stuffed Ricky Williams for a four-yard loss on a run off right end in the third quarter.

Cleveland (10/26): Started at outside linebacker and tallied one tackle in defensive play ... Registered a special

teams stop. **Denver (11/3):** Registered two special teams tackles and tallied an assist in defensive play. **Dallas (11/16):** Registered two solo tackles in defensive play and one special teams tackle ... Downed a punt at the Cowboys' 8-yard line in the second quarter. **Indianapolis (11/30):** Notched two tackles as a linebacker in defensive play and tallied two solo tackles in special teams play. **Miami (12/7):** Recorded two special teams tackles. **Jacksonville (12/14):** Registered a solo tackle and tallied two special teams tackles. **Buffalo (12/27):** Saw significant action at outside linebacker and notched five tackles (4 solo) and a fumble recovery ... Tallied two special teams tackles ... Helped preserve

EXTRA POINTS

● Matt participated in an internship with Esquire Magazine in New York City in the 2004 offseason. He plans to pursue a writing career and attend law school following his pro football career.

● Matt attended the Salvation Army Holiday Party at Gillette Stadium in 2003, visiting with nearly 500 underprivileged youths and brightening their holiday season.

and notched five tackles (4 solo) and a fumble recovery ... Tallied two special teams tackles ... Helped preserve

the shutout by recovering a fumble deep in Patriots territory in the fourth quarter. **Tennessee (11/10):** Registered a special teams tackle in the Patriots' 17-14 divisional playoff victory over the Titans. **Indianapolis (1/18):** Saw action on special teams in the Patriots' 24-14 AFC Championship victory over the Colts ... Participated at outside linebacker for a series in the fourth quarter. **Carolina (2/1):** Talled two special teams tackles in the Patriots' 32-29 Super Bowl XXXVIII victory over the Panthers ... Tackled Carolina kick returner Rod Smart on the final play of the game to seal the championship for New England.

2002 (13/0): Finished second on the team with 15 special teams tackles (12 solo) ... Notched at least one special teams tackle in five straight games (11/10—12/8) ... Made two solo tackles in defensive play ... Placed on injured reserve on Dec. 11, 2002. **Pittsburgh (9/9):** Recorded a career-high four special teams tackles (2 solo). **N.Y. Jets (9/15):** Led the team with three special teams tackles. **Green Bay (10/13):** Participated on special teams and in a reserve role at linebacker ... Made a solo tackle in defensive play, dropping Ahman Green on a big hit in the third quarter. **Buffalo (12/8):** Recorded two special teams tackles (1 solo).

2001 (11/0; 3/0): Finished third on team with 12 special teams tackles ... Also totaled two solo defensive tackles during the regular season ... Participated on special teams in all three postseason games and totaled three tackles. **N.Y. Jets (9/23):** Amassed two solo tackles at linebacker and one special teams tackle in his first action of the season.

SINGLE-GAME CAREER HIGHS

Tackles:	8	vs. Tennessee (10/05/03)
Sacks:	1	at Philadelphia (09/14/03)
Special Teams		
Tackles:	4	vs. Pittsburgh (09/09/02)

Indianapolis (10/21): Accumulated three special teams tackles against the Colts. **Atlanta (11/4):** Recorded two solo tackles in special teams play. **Miami (12/22):** Registered two solo tackles in special teams play as the Patriots limited the Dolphins to an average of 8.7 yards on three kickoff returns. **Carolina (1/6):** Notched two special teams tackles as the Patriots held the Panthers to nine yards on three punt returns (3.0 avg.). **Oakland (1/19):** Recorded two special teams tackles ... Teamed with Larry Izzo to drop Raiders punt returner Charles Woodson for a 3-yard loss.

2000 (6/0): Played in six games during the 2000 season, exclusively on special teams ... Recorded two special teams tackles. **Tampa Bay (9/3):** Recorded one special teams tackle on a kickoff return in the second quarter. **N.Y. Jets (9/11):** Played on special teams unit that limited Jets returners to five yards on four punt returns. **Indianapolis (10/22):** Contributed one special teams tackle.

1999 (0/0 - St. Louis): Chatham was signed by the Rams as a rookie free agent but was released prior to the regular season.

COLLEGE

Chatham totaled 74 tackles (41 solo) and one interception during his senior year at South Dakota ... Earned second team all-North Central Conference and All-Academic NCC honors following his junior season ... Credited with 95 tackles and six interceptions as a junior.

PERSONAL

Matthew Chatham was born the son of Jeff and Brenda Chatham on June 28, 1977 in Newton, Iowa ... Played wide receiver and safety at Sioux City (Iowa) High ... Caught 19 passes for 426 yards and notched five interceptions during his senior season ... Earned all-state honors in football and baseball ... Matt has spent time working with the Rhode Island Special Olympics during his career ... Matt and his wife, Erin, were married in the summer of 2001 ... Was a double major in English and Criminal Justice at South Dakota.

MATT CHATHAM

Pos: LB Ht: 6-4 Wt: 250 Year: 6th Acq: CW (STL)-00 College: South Dakota Born: 6/28/77

Regular Season		Tackles						Interceptions						Miscellaneous					
Year	Team	G/S	TT	UT	A	S	Yds	No	Yds	Avg	Lg	TD	PD	FF	FR	Yds	TD	SpI	
2000	Patriots	6/0	0	0	0	0	0.0	0	0	0	0	0	0	0	0	0	0	2	
2001	Patriots	11/0	2	2	0	0.0	0.0	0	0	0	0	0	0	0	0	0	0	12	
2002	Patriots	13/0	2	2	0	0.0	0.0	0	0	0	0	0	0	0	0	0	0	15	
2003	Patriots	16/4	34	22	12	1.5	10.5	0	0	0	0	0	0	1	2	38	1	19	
2004	Patriots	5/0	0	0	0	0.0	0.0	0	0	0	0	0	0	0	0	0	0	6	
Totals-5 Years		51/4	38	26	12	1.5	10.5	0	0	0	0	0	0	1	2	38	1	54	
Postseason		Tackles						Interceptions						Miscellaneous					
Year	Team	G/S	TT	UT	A	S	Yds	No	Yds	Avg	Lg	TD	PD	FF	FR	Yds	TD	SpI	
2001	Patriots	3/0	0	0	0	0.0	0.0	0	0	0	0	0	0	0	0	0	0	3	
2003	Patriots	3/0	0	0	0	0.0	0.0	0	0	0	0	0	0	0	0	0	0	3	
2004	Patriots	3/0	0	0	0	0.0	0.0	0	0	0	0	0	0	0	0	0	0	5	
Totals-3 Years		9/0	0	0	0	0.0	0.0	0	0	0	0	0	0	0	0	0	0	11	

CHATHAM'S CAREER GAME BY GAME

2001														11/23 at Houston p 0 0 0 0 -- -- -- -- 2 W ot 23-20													
2 solo tackles vs. N.Y. Jets (9/23)														11/30 at Indianapolis p 2 1 1 -- -- -- -- 2 W 38-34													
2002														12/07 Miami p 0 0 0 0 -- -- -- -- 2 W 12-0													
1 solo tackle vs. Kansas City (9/22); 1 solo tackle vs. Green Bay (10/13)														12/14 Jacksonville p 1 1 0 -- -- -- -- 2 W 27-13													
2003														12/20 at p 0 0 0 -- -- -- -- 2 W 21-16													
09/07 at Buffalo p 0 0 0 0 -- -- -- -- 1 L 0-31														12/27 Buffalo p 5 4 1 -- -- -- -- 1 2 W 31-0													
09/14 at Philadelphia p 1 1 0 0 1.9 -- -- -- 1 -- W 31-10														2003 Totals 12/4 34 22 121.5/10.5 0/0 0 1 2 19 14-2													
09/21 New York Jets p 0 0 0 0 -- -- -- -- 2 W 23-16														01/10 Tennessee p 0 0 0 0 -- -- -- -- 1 W 17-14													
09/28 at Washington p 1 0 1 -- -- -- -- 1 L 17-20														01/18 Indianapolis p 0 0 0 0 -- -- -- -- W 24-14													
10/05 Tennessee S 8 4 4 -- -- -- -- W 38-30														02/01 ^ Carolina p 0 0 0 0 -- -- -- -- 2 W 32-29													
10/12 NY Giants S 5 4 10.5 1.5 -- -- -- 1 1 W 17-6														2003 Postseason 3/0 0 0 0 0/0 0/0 -- -- 3 3/0													
10/19 at Miami S 7 4 3 -- -- -- -- W ot 19-13														2004													
10/26 Cleveland S 1 1 0 -- -- -- -- 1 W 9-3														No defensive statistics													
11/03 at Denver p 1 0 1 -- -- -- -- 2 W 30-26														(Note: Complete game-by-game special teams statistics can be found within the text of Chatham's bio)													
11/16 Dallas p 2 2 0 -- -- -- -- 1 W 12-0																											



CEDRIC COBBS

RUNNING BACK

34

SUPER BOWLS: 04

6-0 ★ **225 lbs** ★ **Born 1/9/81** ★ **Years NFL/Patriots: 2/2**
GP/GS (Playoffs): 4/0 (0/0) ★ **Acq: D4b-04 (128th)** ★ **Arkansas** ★ **Little Rock, Ark.**

CAREER TRANSACTIONS

Cedric Cobbs was drafted by the New England Patriots in the fourth round (128th overall) of the 2004 NFL Draft ... Signed by the Patriots (07/30/04) ... Placed on reserve/PUP list (09/05/04) ... Activated from reserve/PUP (10/30/04).

SEASONAL REVIEWS

2004 (4/0, 0/0): Participated in four games as a rookie after spending the first part of the season on the physically unable to perform list ... Activated from PUP (10/30) and made his NFL debut the next day ... Was on the 53-man roster for the final 10 regular season games and all three playoff contests ... Recorded rushing statistics in three games. **Pittsburgh (10/31):** Made his NFL debut in a reserve role at running back and tallied one rush for one yard against the Steelers. **Cleveland (12/5):** Rushed 16 times for 29 yards in the Patriots' 42-15 victory over the Browns. **San Francisco (1/2):** Played on special teams coverage units and saw action at running back in the fourth quarter ... Rushed for 20 yards on five carries ... Scampered for 13 yards on a rush off right end in the fourth quarter ... Tied for the team lead with two special teams stops.

COLLEGE

Gained 3,027 yards with 26 touchdowns on 589 carries (5.1 avg) in 46 games ... His 3,027 yards are topped only by Dickey Morton (3,317, 1971-73) and Ben Cowins (3,570, 1975-78) in Razorback annals ... His 26 touchdowns on the ground rank behind Cowins (30), Rouse (38) and Bill Burnett (46, 1968-70) on Arkansas' all-time record chart ... Added 138 yards and a score on 26 catches (5.3 avg) and 501 yards with a touchdown on 21 kickoff returns (23.9 avg). 2003 (Senior): All-SEC first-team and All-American honorable mention by The NFL Draft Report ... Was scheduled to share tailback duties, but won the job outright with stellar performances in preseason drills ... Started 10 of 12 games, carrying

227 times for 1,320 yards (5.8 avg) and 10 touchdowns ... Caught eight passes for 34 yards (5.3 avg) and averaged 112.8 all-purpose yards per game. 2002 (Junior): Played in a total of 11 games, starting the first four contests ... Finished with 74 carries for 399 yards (5.4 avg) and two touchdowns ... Caught three passes for 20 yards (6.7 avg) and gained 117 yards on six kickoff returns (19.5 avg). 2001 (Sophomore): Totaled 340 yards on 102 carries (3.3 avg) with seven touchdowns ... Returned three kickoffs for 56 yards (18.7 avg). 2000 (Red-shirt): Appeared in the first three games before being granted a medical redshirt ... Carried 70 times for 291 yards (4.2 avg) and four touchdowns ... 1999 (Freshman): All-Southeastern Conference Freshman team pick by the league's coaches and the Knoxville News-Sentinel ... Despite sharing halfback chores with Chrys Chukwuma, he set a school freshman rushing record with 668 yards, carrying 116 times (5.8 avg) with three touchdowns ... His 1,056 all-purpose yards rank second on the school's season-record list for freshmen, 13 yards short of Gary Anderson's 1,069 yards in 1979.

PERSONAL

Cedric Cobbs was born the son of Glendree and Raymond Cobbs on January 9, 1981 ... Was a drama major, enrolled in Arkansas' Fulbright College of the Arts ... Has aspirations to become an actor once his playing days are over ... Member of the SEC's 2000 Academic Honor Roll ... In the December 1999 edition of ESPN Magazine, he was featured as one of the rising stars of the new millennium ... Attended Fair (Little Rock, Ark.)

High ... Team won the state championship during his senior year as he rushed for 2,043 yards and 15 touchdowns on just 157 carries ... Among the All-American squads he made were *Street and Smith's*, *Super Prep* and *USA Today* ... Played linebacker on defense ... Also starred in track, winning the state 400-meter title and running the 110 hurdles (13.8).

EXTRA POINTS

Cedric was a drama major at the University of Arkansas' Fulbright College of the Arts. He has aspirations to become an actor following his football career.

CEDRIC COBBS

Pos: RB		Ht: 6-0	Wt: 225	Year: 2nd	Acq: D4b-04 (128th)	College: Arkansas	Born: 1/9/81										
Regular Season				Rushing				Receiving				Misc					
Year	Team	G/S	No	Yds	Avg	Lg	TD	No	Yds	Avg	Lg	TD	0	SpT	2pt		
2004	Patriots	4/0	22	50	2.3	13	0	0	0	0.0	0	0	0	2	0		
Postseason				Rushing				Receiving				Misc					
Year	Team	G/S	No	Yds	Avg	Lg	TD	No	Yds	Avg	Lg	TD	0	SpT	2pt		
2004	Patriots	0/0	0	0	0.0	0	0	0	0	0.0	0	0	0	0	0		



ROOSEVELT COLVIN

LINEBACKER

59

SUPER BOWLS: 03 04

6-3 * 250 lbs * Born 09/05/77 * Exp: (NFL/Patriots): 7/3
GP/GS (Playoffs): 74/39 (4/2) * Acq: UFA-03 (CHI) * Purdue * Indianapolis, Ind.

CAREER TRANSACTIONS

Roosevelt Colvin was signed by the Patriots as an unrestricted free agent on March 11, 2003 ... He was originally drafted by the Chicago Bears in the fourth round (111th overall) of the 1999 NFL Draft ... Signed by the Bears (07/21/99) ... Placed on injured reserve (09/22/03).

CAREER HIGHLIGHTS

Career GP/GS: 74/39 (4/2)

★ Colvin has amassed 254 career tackles, including 33 sacks, eight forced fumbles and five fumble recoveries while starting in 39 of 74 games.

★ Colvin rebounded from injury to record 5.0 sacks in 2004 while appearing in every game for the Patriots. He capped his season by getting a starting nod in Super Bowl XXXIX and came up with a big play when he stopped Brian Westbrook for a 6-yard loss in the fourth quarter.

★ Colvin led the Bears with 10.5 sacks in both 2001 and 2002 and became the first Bears player to record back-to-back double-digit sack seasons since defensive end Richard Dent accomplished the feat in 1990 (12.0) and 1991 (10.5). He also became the only linebacker in Bears history to accomplish the feat.

★ Colvin was the first Bears linebacker in 16 years to record double-digit sacks in a single season (Otis Wilson, 1985) with his career-high 10.5 sacks in 2001.

★ Established a Bears record with a sack in eight consecutive regular season games (12/23/01-10/07/02).

★ Colvin collected a single-game career-high 2.5 sacks at Atlanta (10/07/01).

★ Amassed a career-high 10 tackles (7 solos), including a sack, at San Francisco (12/17/00).

SEASONAL REVIEWS

2004 (16/1, 3/1): Played in all 16 games with one start at outside linebacker ... Finished tied for third on the team with 5.0 sacks.

Indianapolis (9/9): Returned to the Patriots lineup for the first time since Week 2 of the 2003 season ... Tallied a season-high five tackles (1 solo). **Arizona (9/19):** Collected two solo tackles ... Stonewalled Emmitt Smith for a 2-yard loss on a rush off the left end ... Created pressure from the outside, forcing Josh McCown to throw his first interception to Eugene Wilson. **Buffalo (10/3):** Tallied three tackles (2 solo) and 1.5 sacks ... Sacked Drew Bledsoe for a 12-yard loss. **Pittsburgh (10/31):** Notched four tackles (2 solo). **Buffalo (11/14):** Registered three tackles (2 solo) and a half a sack ... Teamed with Tully Banta-Cain to sack Drew Bledsoe for a 5-yard loss. **Kansas City (11/22):** Registered two tackles, includ-

ing a sack ... Dropped Trent Green for a 3-yard sack on third-and-eight. **Baltimore (11/28):** Tallied four solo tackles, including a sack ... Sacked Kyle Boller for a 12-yard loss in the second quarter. **Cleveland (12/5):** Made his first start of the season at outside linebacker. **Cincinnati (12/12):** Collected three tackles in the Patriots' AFC East clinching 35-28 victory over the Bengals. **N.Y. Jets (12/26):** Collected two solo tackles, including a sack and a forced fumble ... Dropped Chad Pennington for a sack and forced the signal caller to fumble and the Patriots recovered the loose ball. **Pittsburgh (1/23):** Registered two tackles and a forced fumble in the Patriots' 41-27 AFC Championship victory over the Steelers ... Came up with one of the game's key plays when he stuffed Jerome Bettis for no gain on a fourth-and-one rush, forcing him to fumble ... The loose ball was recovered by Mike Vrabel, and the Patriots took an early 10-0 lead with a long touchdown on the very next play. **Philadelphia (2/6):** Started at outside linebacker as the Patriots opened the game with only two defensive linemen ... Registered a solo tackle in the Patriots' 24-21 victory over the Eagles in Super Bowl XXXIX ... Stopped Brian Westbrook for a 6-yard loss on a rush off the left end in the fourth quarter with the Patriots hanging onto a 7-point lead.

2003 (2/2): Started the first two games of the season at outside linebacker ... Recorded two sacks in two games ... Placed on injured reserve on Sept. 22, 2003. **Buffalo (9/7):** Started at outside linebacker and registered four solo tackles in his Patriots debut ... Picked up his first sack in a Patriots uniform, dropping Drew Bledsoe for an eight-yard loss in the first quarter ... Combined with Ted Washington to stuff Travis Henry for a one-yard loss in the opening stanza. **Philadelphia (9/14):** Started at linebacker and recorded a sack ... Sacked Eagles quarterback Donovan McNabb for a one-yard loss in the first quarter of the Patriots 31-10 victory over the Eagles ... Recovered a fumble after Ted Washington sacked McNabb in the second quarter ... The turnover set up the Patriots' first touchdown drive of the afternoon.

2002 (16/15 - Chicago): Colvin started in 15 of 16 games at linebacker for the Bears and ranked fifth on the team with 72 tackles ... Led the Bears and was tied for 12th overall in the NFL with 10.5 sacks in 2002 ... Ranked second to only LaVar Arrington (11.0) among NFL linebackers with 10.5 sacks ... Recorded sacks in the first five games of the season, extending his personal streak of consecutive games

EXTRA POINTS

● Roosevelt was selected by his teammates to receive the Patriots Ed Block Courage Award in 2004. After a rigorous 10-month recovery period from a hip injury sustained in 2003, he appeared in all 16 games last season.

● Roosevelt's cousins, Mark and Derek Epps, are professional jump rope skippers. They perform all over the world, performing at half-time shows and giving clinics to youth.

● Roosevelt took part in the Patriots' Hometown Huddle in 2004, where he put middle school students and teachers through the paces on several football drills

ington (11.0) among NFL linebackers with 10.5 sacks ... Recorded sacks in the first five games of the season, extending his personal streak of consecutive games

with a sack to eight games (12/23/01-10/07/02), a Bears franchise record ... Ranked second on the Bears with eight tackles for losses. **Minnesota (9/8):** Started the season opener at linebacker and recorded four tackles, including two tackles for losses in the Bears 27-23 victory over the Vikings ... Sealed the victory for the Bears when he sacked Daunte Culpepper late in the fourth quarter and forced him to fumble, which the Bears recovered. **Atlanta (9/15):** Recorded six tackles, including two sacks of Michael Vick as the Bears limited the Falcons to 257 yards of total offense in their 14-13 victory. **New Orleans (9/23):** Accumulated six tackles while the Bears held the Saints to just 73 yards rushing ... Recorded a sack and extended his streak of consecutive games with a sack to six. **Buffalo (9/29):** Recorded his second multiple sack game of the season with two versus the Bills ... Scooped up a fumble and returned it eight yards before lateraling it Mike Brown who ran 62 yards for a touchdown. **Green Bay (10/7):** Established a new Bears record with a sack in his eighth consecutive game, when he brought down Brett Favre in the fourth quarter ... Added a season-high seven tackles. **Detroit (10/20):** Equaled his season-high with seven tackles against the Lions. **New England (11/10):** Recorded half-a-sack against the Patriots. **St. Louis (11/18):** Sacked Marc Bulger and forced him to fumble which the Bears recovered. **Detroit (11/24):** Started at linebacker and recorded five tackles, including sack for the second straight game in the Bears 20-17 overtime victory. **Green Bay (12/1):** Recorded a sack in the third straight game and forced a Favre fumble on the play ... Chicago recovered the fumble and turned the turnover into a touchdown.

2001 (16/13, 1/1 - Chicago): Played in all 16 games with 13 starts and amassed a career-high 80 tackles (57 solos) ... Established a career high with a team leading 10.5 sacks ... Became the first Bears player since Jim Flanigan (11, 1995) and the first Bears linebacker since Otis Wilson (11.5, 1985) to record double-digit sacks in a single season ... Snared the first two interceptions of his career ... Part of Bears defense that allowed only 12.7 points per game, tops in the NFL ... Chicago finished the season with a 13-3 record and were the NFC Central Division champions. **Minnesota (9/23):** Collected seven tackles (6 solos) and recorded a fumble in 17-10 victory over the Vikings. **Atlanta (10/7):** Posted a season-high nine tackles, including a career-high 2.5 sacks in 31-3 victory over the Falcons. **Cincinnati (10/21):** Notched three tackles and helped the Bears defense record its first road shutout since 1991 with a 24-0 win over the Bengals. **Cleveland (11/4):** Registered four tackles, including his second multiple sack game of the season, with two sacks in their 27-21 overtime victory. **Minnesota (11/25):** Recorded his first career interception, which he returned eight yards and added a half-a-sack in their 13-6 victory over the Vikings. **Detroit (12/2):** Equaled his season-high with nine tackles (7 solos), including 1.5 sacks in their 13-10 win over the Lions. **Washington (12/23):** Notched six tackles, including two sacks, marking his third multiple sack game of the season ... Forced Tony Banks to fumble on his first sack of the game and the Bears recovered the football. **Detroit (12/30):** Recorded a sack among his seven tackles and forced a fumble in the Bears 24-0 victory over the Lions. **Jacksonville (1/6/02):** Registered four tackles as the Bears defense held the Jaguars to 237 total yards, their lowest total allowed during the season ... Recorded one sack and increased his season sack total to 10.5 ... Grabbed his second interception of the season, returning it 14 yards. **Philadelphia (1/19/02):** Contributed four tackles (3 solos) in the Bears' Divisional Playoff loss against the Eagles.

2000 (13/8 - Chicago): Started eight of 13 games and recorded 48 tackles (32 solos), including three sacks ...

Ranked fifth on Chicago defense with three sacks ... Added two forced fumbles and recovered one ... Accumulated seven special teams tackles. **Minnesota (9/3):** Earned his first career start and recorded four tackles. **Indianapolis (11/5):** Tallied four tackles, including a sack and forced fumble of Peyton Manning on the Colts' final series of the game, allowing the Bears to hold on for a 27-24 victory. **Tampa Bay (11/19):** Started and contributed six tackles as the Bears limited the Buccaneers to 225 yards of total offense in their 13-10 victory. **New England (12/10):** Recorded his second sack of the season when he brought down Drew Bledsoe for a 10-yard loss. **San Francisco (12/17):** Amassed a career-high 10 tackles (9 solos), including his third sack of the season and forced a fumble. **Detroit (12/24):** Recorded a fourth quarter fumble in the final minute which led to a game-winning field goal in their 23-20 victory over the Lions.

1999 (11/0 - Chicago): Participated in 11 games during his rookie season and had 11 tackles (eight solo), including two sacks ... Colvin was one of only three Bears rookies to accumulate two sacks (Russell Davis, Warrick Holdman) and the trio became the first Chicago rookies to record multiple sacks since Alonzo Spellman in 1992. **Kansas City (9/12):** Participated in his first career NFL game in the Bears 20-17 victory over the Chiefs. **Seattle (9/19):** Earned his first career tackle against the Seahawks. **Washington (10/31):** Recorded three tackles and blocked a 53-yard field goal attempt by the Redskins. **Detroit (11/25):** Recorded three tackles, including his first career sack (Gus Frerotte) on Thanksgiving against the Lions. **Detroit (12/19):** Tallied another three tackles, including his second sack of the season in a 28-10 victory over the Lions.

COLLEGE

Colvin was a three-year starter for the Boilermakers, including first team all-Big Ten honors after his senior season, second team all-Big Ten after his junior year, and honorable mention all-Big Ten after his sophomore season ... Ranked second in Purdue history with 61 tackles for loss (272 yards in losses) ... Amassed 33.5 career sacks in 36 career starts ... Led team and set Purdue single-season record with 15 sacks as senior ... Also led team with 21 tackles for 109 yards in losses ... Intercepted one pass and broke-up five others ... Tied for team-high with three fumble recoveries ... Ranked fourth in Big Ten with 12.5 sacks (77 yards lost) as junior ... Finished fourth on the squad with 22 tackles for loss (100 yards lost) ... Led defensive line with 71 total tackles (35 solo), one blocked kick, two forced fumbles and one pass defense ... Twice had double digit tackles, including career-high 12 stops at Iowa ... Won Purdue's Pit Bull Award after spring practice ... As a sophomore, tied for third in conference in tackles for loss (18 for 63)... Won Boilermakers' Newcomer Award ... Led team with six sacks (33 yards lost) ... Played special teams in final nine games of freshman season ... Majored in industrial technology at Purdue.

PERSONAL

Rosevelt Colvin III was born on September 5, 1977 ... Graduated from the same high school as David Letterman, Broad Ripple High in Indianapolis ... First team all-state, all-Marion County, all-metro and Indianapolis News Defensive Player-of-the-Year as a senior ... Set school record with 219 tackles (126 solos) senior year ... Second-team all-state as junior ... Also played basketball, averaging 14.4 points and 15 rebounds during his senior year ... National Honor Society member and four-year Honor Roll student who graduated in top nine percent of class ... Plays the piano and lists bowling and music among his hobbies ... Supports the American Diabetes Association and has participated in the Red Cross Blood Drive ... He is married and has three children.

SINGLE-GAME CAREER HIGHS

Tackles: 10 at San Francisco (12/17/00)
 Solos: 9 at San Francisco (12/17/00)
 Assists: 5 at Atlanta (10/07/01)
 Sacks: 2.5 at Atlanta (10/07/01)
 Interceptions: 1 vs. Jacksonville (01/06/02)
 at Minnesota (11/25/01)

Int. Return Yards: 14 vs. Jacksonville (01/06/02)
 Passes Defended: 2 vs. Detroit (11/24/02)
 at Atlanta (10/07/01)
 Forced Fumbles: 1 Eight times, most recent
 at N.Y. Jets (12/26/04)
 Fumble Recoveries: 1 Four times, most recent
 at Philadelphia (09/14/04)

ROSEVELT COLVIN

Pos: LB Ht: 6-3 Wt: 250 Year: 7th Acq: UFA-03 (CHI) College: Purdue Born: 9/5/77

Regular Season			Tackles					Interceptions				Miscellaneous					Postseason						
Year	Team	P/S	TT	UT	A	S	Yds	No	Yds	TD	PD	FF	FR	Yds	Blk	SpT	P/S	TT	UT	A	S	Yds	
1999	Bears	11/0	11	10	1	2	16	0	0	0	0	0	1	0	1	2	-/-	-	-	-	-	-	
2000	Bears	13/8	48	32	16	3	33	0	0	0	0	2	1	0	0	7	-/-	-	-	-	-	-	
2001	Bears	16/13	80	57	23	10.5	64	2	22	0	3	2	1	25	0	0	1/1	4	3	1	-	-	
2002	Bears	16/15	72	58	14	10.5	71	0	0	0	5	3	1	8	0	0	-/-	-	-	-	-	-	
2003	Patriots	2/2	5	5	0	2	9	0	0	0	0	0	1	0	0	0	-/-	-	-	-	-	-	
2004	Patriots	16/1	38	20	18	5	30.5	0	0	0	1	1	0	0	0	0	3/1	3	2	1	-	-	
Totals-6 Years			74/39	254	182	72	33	223.5	2	22	0	9	8	5	33	1	9	4/2	7	5	2	-	-

COLVIN'S CAREER GAME BY GAME

1999	Opponent	P/S	TT	UT	A	S/Yds	Int/Yds	PD	FF	FR	SpT	W/L	Score	
09/12	Kansas City	p	0	0	0	--	--	--	--	--	--	W	20-17	
09/19	Seattle	p	1	1	0	--	--	--	--	--	--	L	13-14	
09/26	at Oakland	p	1	1	0	--	--	--	--	--	--	L	17-24	
10/03	New Orleans					Inactive						W	14-10	
10/10	at Minnesota					Inactive						W	24-22	
10/17	Philadelphia					Inactive						L	16-20	
10/24	at Tampa Bay	p	0	0	0	--	--	--	--	--	--	L	3-6	
10/31	at Washington	p	3	3	0	--	--	--	--	--	--	L	22-48	
11/07	at Green Bay					Inactive						W	14-13	
11/14	Minnesota	p	0	0	0	--	--	--	1	0	24-27	L	20-23	
11/21	at San Diego					Inactive						W	23-20	
11/25	at Detroit	p	3	2	1	1.0/8.0	--	--	--	--	--	L	17-21	
12/05	Green Bay	p	0	0	0	--	--	--	1	19-35		L	19-35	
12/19	Detroit	p	3	3	0	1.0/8.0	--	--	--	--	--	W	28-10	
12/26	at St. Louis	p	0	0	0	--	--	--	--	--	--	L	12-34	
01/02	Tampa Bay	p	0	0	0	--	--	--	--	--	--	L	6-20	
1999 Totals		11/0	11	10	1	2.0/16.0	0/0	0	0	0	2	6-10		
2000	Opponent	P/S	TT	UT	A	S/Yds	Int/Yds	PD	FF	FR	SpT	W/L	Score	
09/03	at Minnesota	S	4	4	4	--	--	--	--	--	--	L	27-30	
09/10	at Tampa Bay	S	6	5	1	--	--	--	--	--	--	L	0-41	
09/17	N.Y. Giants					Inactive						L	7-14	
09/24	Detroit					Inactive						L	14-21	
10/01	at Green Bay					Inactive						W	27-24	
10/08	New Orleans	p	0	0	0	--	--	--	--	--	--	L	10-31	
10/15	Minnesota	p	1	1	0	--	--	--	1	16-28		L	16-28	
10/22	at Philadelphia	p	2	2	0	--	--	--	--	--	--	L	9-13	
11/05	Indianapolis	p	4	4	0	1.0/8.0	--	--	-1	1	W	27-24		
11/12	at Buffalo	S	0	0	0	--	--	--	--	--	--	L	3-20	
11/19	Tampa Bay	S	6	4	2	--	--	--	--	--	--	W	13-10	
11/26	at N.Y. Jets	S	4	4	4	--	--	--	--	--	--	L	10-17	
12/03	Green Bay	S	4	3	1	--	--	--	1	6-28		L	6-28	
12/10	New England	p	2	1	1	1.0/10.0	--	--	-1	W	24-17			
12/17	at San Francisco	S	10	9	1	1.0/15.0	--	--	-1	1	L	0-17		
12/24	at Detroit	S	5	3	2	--	--	--	-1	2	W	23-20		
2000 Totals		13/8	48	32	16	3.0/33.0	0/0	0	2	1	7	5-11		
2001	Opponent	P/S	TT	UT	A	S/Yds	Int/Yds	PD	FF	FR	SpT	W/L	Score	
09/09	at Baltimore	p	4	3	1	--	--	--	--	--	--	L	6-17	
09/23	Minnesota	S	7	6	1	--	--	--	1	W	17-10			
10/07	at Atlanta	S	9	4	5	2.5/9.0	2	--	--	--	--	W	31-3	
10/14	Arizona	S	5	4	1	--	--	--	1	W	20-13			
10/21	at Cincinnati	S	3	3	0	--	--	--	--	--	--	W	24-0	
10/28	San Francisco	S	4	4	0	--	--	--	--	--	--	-W	37-31	
11/04	Cleveland	p	4	2	2	2.0/13.0	--	--	--	--	--	-W	27-21	
11/11	Green Bay	S	3	2	1	--	--	--	--	--	--	L	12-20	
11/18	at Tampa Bay	S	1	1	0	--	--	--	--	--	--	W	27-24	
11/25	at Minnesota	S	2	1	1	0.5/1.0	1/8	--	--	--	--	W	13-6	
12/02	Detroit	p	9	7	2	1.5/10.5	--	--	--	--	--	W	13-10	
12/09	at Green Bay	S	6	3	3	--	--	--	--	--	--	L	7-17	
12/16	Tampa Bay	S	6	4	2	--	--	--	--	--	--	W	27-3	
12/23	at Washington	S	6	5	1	2.0/12.0	--	--	-1	--	--	W	20-15	
12/30	at Detroit	S	7	5	2	1.0/8.0	--	--	--	--	--	1	W	24-0
01/06	Jacksonville	S	4	3	1	1.0/10.0	1/14	--	--	--	--	W	33-13	
2001 Totals		16/13	80	57	23	10.5/63.5	2/22	3	2	1	0	13-3		
2002	Opponent	P/S	TT	UT	A	S/Yds	Int/Yds	PD	FF	FR	SpT	W/L	Score	
09/08	Minnesota	S	4	4	0	1.0/6.0	--	--	-1	--	--	W	27-23	
09/15	at Atlanta	S	6	4	2	2.0/14.0	--	--	--	--	--	W	14-13	
09/22	New Orleans	S	6	5	1	1.0/4.0	--	--	-1	--	--	L	23-29	
09/29	at Buffalo	S	5	4	1	2.0/21.0	--	--	-1	--	--	-L	27-33	
10/07	Green Bay	S	7	6	1	1.0/6.0	--	--	--	--	--	L	21-34	
10/20	at Detroit	S	7	4	3	--	--	--	--	--	--	-L	20-23	
10/27	at Minnesota	p	5	4	1	--	--	--	--	--	--	L	7-25	
11/03	Philadelphia	S	6	6	0	--	--	--	--	--	--	L	13-19	
11/10	New England	S	3	3	0	0.5/2.0	--	--	--	--	--	L	30-33	
11/18	at St. Louis	S	2	2	0	1.0/4.0	--	--	-1	1	L	16-21		
11/24	Detroit	S	5	5	0	1.0/8.0	--	--	-2	--	--	-W	20-17	
12/01	at Green Bay	S	2	1	1	1.0/6.0	--	--	-1	1	L	20-30		
12/09	at Miami	S	2	1	1	--	--	--	--	--	--	L	9-27	
12/15	N.Y. Jets	S	4	2	2	--	--	--	--	--	--	W	20-13	
12/22	at Carolina	S	4	4	0	--	--	--	--	--	--	L	14-24	
12/29	Tampa Bay	S	4	3	1	--	--	--	--	--	--	L	0-15	
2002 Totals		16/15	72	58	14	10.5/57.1	0/0	5	3	1	0	4-12		
2003	Opponent	P/S	TT	UT	A	S/Yds	Int/Yds	PD	FF	FR	SpT	W/L	Score	
09/07	at Buffalo	S	4	4	0	1.0/8.0	--	--	--	--	--	L	0-31	
09/14	at Philadelphia	S	1	1	0	--	--	--	-1	--	--	W	31-10	
09/21	New York Jets					Inactive						W	23-16	
09/28	at Washington					Placed on Injured Reserve	9/22					L	17-20	
2003 Totals		2/2	5	5	0	1.0/8.0	0/0	0	1	0	0	14-2		
2004	Opponent	P/S	TT	UT	A	S/Yds	Int/Yds	PD	FF	FR	SpT	W/L	Score	
09/09	Indianapolis	p	5	1	4	--	--	--	--	--	--	W	27-24	
09/19	at Arizona	p	2	1	1	--	--	--	--	--	--	W	23-12	
09/26	at Buffalo	p	3	2	1	1.5/12.0	--	--	--	--	--	W	31-17	
10/10	Miami	p	3	1	2	--	--	--	--	--	--	W	24-10	
10/17	Seattle	p	1	1	0	--	--	--	-1	--	--	W	30-20	
10/24	N.Y. Jets	p	0	0	0	--	--	--	--	--	--	W	13-7	
10/31	at Pittsburgh	p	4	2	2	--	--	--	--	--	--	L	20-34	
11/07	at St. Louis	p	3	0	3	--	--	--	--	--	--	W	40-22	
11/14	Buffalo	p	3	2	1	0.5/2.5	--	--	--	--	--	W	29-6	
11/22	at Kansas City	p	2	1	1	1.0/3.0	--	--	--	--	--	W	27-19	
11/28	Baltimore	p	4	4	0	1.0/12.0	--	--	--	--	--	W	24-3	
12/05	at Cleveland	S	0	0	0	--	--	--	--	--	--	W	42-15	
12/12	Cincinnati	p	3	1	2	--	--	--	--	--	--	W	35-28	
12/20	at Miami	p	1	1	0	--	--	--	--	--	--	L	28-29	
12/26	at N.Y. Jets	p	2	2	0	1.0/1.0	--	--	--	-1	W	23-7		
01/02	San Francisco	p	2	1	1	--	--	--	--	--	--	W	21-7	
2004 Totals		16/1	38	20	18	5.0/30.5	0/0	1	1	0	0	14-2		
01/16	Indianapolis	p	0	0	0	--	--	--	--	--	--	W	20-30	
01/23	at Pittsburgh	p	2	1	1	--	--	--	-1	--	--	W	41-27	
02/06	* Philadelphia	S	1	1	0	--	--	--	--	--	--	W	24-21	
Postseason Totals		3/1	3	2	1	0/0	0/0	0	1	0	0	3-0		



ROHAN DAVEY

QUARTERBACK



SUPER BOWLS: 03 04

6-2 ★ 245 lbs ★ Born 4/14/78 ★ Exp: (NFL/Patriots): 4/4
GP/GS (Playoffs): 7/0 (0/0) ★ Acq: D4a (117th)-02 ★ Louisiana State ★ Clarendon, Jamaica

CAREER TRANSACTIONS

Rohan Davey was drafted by the New England Patriots in the fourth round (177th overall) of the 2002 NFL Draft ... Signed with the Patriots (7/23/02).

SEASONAL REVIEWS

2004 (4/0, 0/0): Played in a career-high four games as the backup signal caller in 2004. **Buffalo (11/14):** Saw his first action of the season late in the fourth quarter, but did not attempt a pass. **Baltimore (11/28):** Saw action at quarterback late in the fourth quarter, but did not accumulate any statistics. **Cleveland (12/5):** Completed three of six passes for 44 yards in the Patriots' 42-15 victory over the Browns ... Connected with Bethel Johnson for a career-long 20-yard completion in the third quarter ... Found David Patten for a 17-yard gain on fourth-and-13 in the fourth quarter. **San Francisco (1/2):** Saw action in the fourth quarter ... Completed one of four passes for 10 yards ... Found Jed Weaver over the middle for a 10-yard gain in the final stanza.

2004 (NFL Europe: 10/10, 1/1 – Berlin Thunder): Davey was named the 2004 NFL Europe League Offensive Player of the Year after completing 126 of 206 passes for 1,676 yards, including a league-high 19 touchdowns ... Started all 10 regular season games and finished the campaign with an NFL Europe-best 105.9 quarterback rating while leading the Thunder to a 9-1 record and a World Bowl XII victory ... Was named Offensive Player of the Week three times ... Registered a 132.6 QB rating after connecting on 12 of 18 passes for 164 yards and two touchdowns in Berlin's 28-17 victory over Amsterdam ... Found Jorg Heckenbach for a season-best 52-yard touchdown strike in the second quarter ...

Completed 19 of 27 passes for 279 yards and four touchdowns in the Thunder's 35-31 win over Cologne ... Amassed three touchdown tosses in the first quarter, including a 40-yard bomb to Richard Alston on the second play from scrimmage ... Registered his third 100.0+ quarterback rating (127.2) of the season by completing 10 of 17 passes for 149 yards and four touchdowns in Berlin's 33-29 win against Amsterdam ... Recorded his second rushing touchdown of the season with a 1-yard plunge in the third quarter ... Completed 16 of 27 passes for 242 yards and two touchdowns for a 113.5 quarterback rating in only two quarters of action during the Thunder's 33-20 World Bowl-clinching victory over the Rhein Fire ... Connected on 16 of 25 passes for 225 yards and four touchdowns in Berlin's 31-27 come-from-behind road victory over the Frankfurt Galaxy.

2003 (1/0, 0/0): Saw his only game action in Week One, taking fourth-quarter snaps at Buffalo (09/07/03) ... Active but did not play in the role of backup quarterback in two regular-season games (at Houston, 11/23; at Indianapolis, 11/30) and in New England's victory over Tennessee in the divisional playoffs ... Inactive in role as third quarterback in 13 regular-season games and two playoff games, including New England's victory over Carolina in Super Bowl XXXVIII. **Buffalo (9/7):** Saw action at quarterback in the fourth quarter completing three of seven passes for 31 yards.

2002 (2/0): Davey played in two games during his rookie season and completed one of two passes for three yards ... Made his NFL debut at N.Y. Jets (9/15) and completed his first NFL pass at Tennessee (12/16) ... Listed as third quarterback in 14 games. **N.Y. Jets (9/15):** Experienced his first two professional snaps on the Patriots last possession of their 44-7 win over the Jets ... Downed the ball twice and did not attempt a pass. **Tennessee (12/16):** Entered the game on the final series and completed his first professional pass, a three-yard strike to Daniel Graham on the final play of the game.

COLLEGE

Davey was the only quarterback in LSU history to throw for over 3,000 yards in a season (3,347; 2001) ... He is also the only passer in LSU annals to throw for over 300 yards in three consecutive games ... He ranks fifth in school history with 29 touchdown passes and sixth with 4,415 yards passing despite starting in only 12 games ... Completed 286 of 478 passes (59.8 percent), both ranking seventh on LSU's all-time record list. 2001 (Senior): All-Southeastern Conference second-team selection by the league's coaches and the *Associated Press* ... Started every game and guided Louisiana State to its first outright conference title since 1986 ... Completed a school single season record 217 of 367 passes (59.1 percent) for 3,347 yards and 18 touchdowns ... Davey set two school records with 528 yards passing and 35 completions in the Tigers 35-21 victory over Alabama ... His 528 yards was only the fourth 500 yard passing performance in SEC history ... His 540 yards of total offense tied the SEC game-record, first set by Mississippi's Archie Manning vs. Alabama in 1969 ... Earned Sugar Bowl MVP honors as he closed out his career by hitting on 31 of

EXTRA POINTS

● Rohan led the Berlin Thunder of NFL Europe to the World Bowl XII title in 2004. He started at quarterback in all of Berlin's games and was named the league's offensive MVP after leading NFL Europe in touchdowns (19) and passer rating (105.9).

● Rohan was born in Clarendon, Jamaica and moved to the United States when he was eight years old. He didn't begin playing football until his sophomore year of high school.

53 passes for 444 yards and three touchdowns in 47-34 victory over Illinois. 2000 (Junior): Selected as one of three captains and was the recipient of

the team's Most Inspirational Award ... Played in four games, including starts against Tennessee and Florida and completed 38 of 59 passes (64.4 percent) for 577 yards, seven touchdowns and only one interception ... Added 49 yards rushing on eight carries (6.1 avg.) ... 1999 (Sophomore): Served as the Tigers backup quarterback, playing in seven games, including two starts ... 1998 (Redshirt): Played in two games, versus Arkansas State and Idaho but recorded no statistics. 1997 (Freshman): Redshirted as a freshman.

PERSONAL

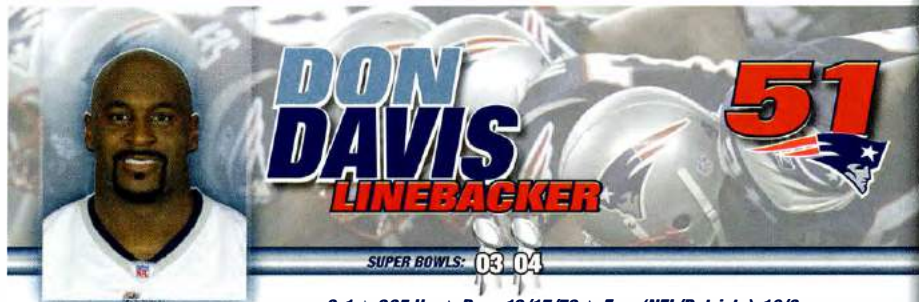
Rohan St. Patrick Davey was born the son of Dottlyn Caruthers and Jeff Davey on April 14, 1978 in Clarendon, Jamaica ... Two-time All-State and two-time All-Dade

County by the *Miami Herald* at Miami Lakes (Fla.) High ... Member of *Atlanta Journal Constitution* Super Southern 100 ... All-District 13-6A his senior year ... Led team to 10-4 record, losing in state semifinals to Carol City who went on to win the state title ... No. 6 in SuperPrep National 50 and No. 3 in SuperPrep Florida 88 ... Totaled 2,318 yards for 28 touchdowns and only seven interceptions, while rushing for 436 yards and five touchdowns as a senior ... As a junior, completed 78 of 108 passes for 1,808 yards and 24 touchdowns ... Rushed for 388 yards on just 30 carries (12.9 avg) and a touchdown ... Totaled over 4,500 yards total offense for his final two seasons ... Averaged 17.0 points a game in basketball ... Majored in mass communications at Louisiana State ... Rohan has a daughter (Rhaia), born in 2005.

ROHAN DAVEY

Pos: QB Ht: 6-2 Wt: 245 Year: 4th Acq: D4a-02 (117th) College: LSU Born: 4/14/78

Regular Season		Passing								Rushing				
Year	Team	P/S	Att	Comp	Yds	TD	Lg	Int	Rating	Rush	Yds	Avg.	Lg	TD
2002	Patriots	2/0	2	1	3	0	3	0	56.3	2	-4	-2.0	-2	0
2003	Patriots	1/0	7	3	31	0	16	0	56.3	0	0	0.0	0	0
2004	Patriots	4/0	10	4	54	0	20	0	57.9	4	-1	-0.3	3	0
Totals-3 Years		7/0	19	8	88	0	20	0	56.5	6	-5	-0.8	3	0



6-1 ★ 235 lbs ★ Born 12/17/72 ★ Exp: (NFL/Patriots): 10/3
GP/GS: 120/17(10/3) ★ Acq: UFA (STL)-03 ★ Kansas ★ Olathe, Kan.

CAREER TRANSACTIONS

Signed by the Patriots as an unrestricted free agent on May 16, 2003 ... Originally signed by the N.Y. Jets as a rookie free agent in the spring of 1995 ... Released by the Jets following 1995 training camp and signed to the Kansas City Chiefs' practice squad for the first two weeks of the regular season ... Released by the Chiefs following 1996 training camp ... Signed to the New Orleans Saints practice squad (08/27/96) and later signed to the active roster (10/04/96) ... Placed on injured reserve (11/09/97) ... Waived by the Saints (11/24/98) and claimed by Tampa Bay (11/25/98) ... Signed by the St. Louis Rams as an unrestricted free agent (03/02/01) ... Re-signed by the Patriots (03/22/05).

EXTRA POINTS

- Since joining the Patriots, Don has been one of the spiritual leaders of the team and often coordinates Bible study groups and other faith-based activities for his teammates.
- In 2004, Don received the Ernie Tavila Award given by the Athletes in Action organization. The award is given annually to a professional athlete who displays exemplary values on and off the field.
- Don played against the Patriots as a member of the St. Louis Rams in Super Bowl XXXVI, then went on to earn a pair of rings for the Patriots in Super Bowls XXXVIII and XXXIX.

CAREER HIGHLIGHTS

Career GP/GS: 120/17 (10/3)

- ★ Davis has recorded 137 special teams tackles in 120 career games in nine years in the NFL, including a career-high 24 special teams stops with the Patriots in 2003.
- ★ Davis, who had been a line-backer during his first eight NFL seasons, collected the first two starts of his career at free safety in 2004. He finished the season with 17 tackles (11 solo) and a pass defended in defensive play in the secondary.
- ★ Davis finished third on the Patriots with 19 special teams stops in 2004.
- ★ Davis finished the 2003 season as the Patriots' second-most productive special teams tackler, notching 24 stops and trailing only special teams captain Larry Izzo (31).

★ Davis set a career high with 62 tackles (36 solo) in defensive play for the St. Louis Rams in 2002. His previous high was 42 tackles (19 solo), set in 2001.

★ Davis started at outside linebacker for the St. Louis Rams in Super Bowl XXXVI against the Patriots (02/03/02).

★ Davis recorded a career-high five special teams tackles in the 2002 season finale against San Francisco.

SEASONAL REVIEWS

2004 (16/2, 3/0): Played in all 16 games, with two starts at safety ... Saw significant action at safety in six games ... Finished third on the team with 19 special teams tackles. **Indianapolis (9/9):** Saw playing time on special teams and registered a special teams tackle on kickoff coverage. **Buffalo (10/3):** Saw action on special teams and collected a special teams tackle on kickoff coverage. **Miami (10/10):** Tallied three special teams tackles. **Seattle (10/17):** Collected a solo special teams tackle on coverage units. **St. Louis (11/7):** Notched a solo tackle on defensive play against his former club ... Collected three special teams stops, tying his second highest total of the season. **Buffalo (11/14):** Saw backup action at safety and on special teams ... Tallied two special teams tackles. **Baltimore (11/28):** Saw significant action at safety and on special teams ... Tallied a season-high five tackles (3 solo) in the defensive secondary. **Cleveland (12/5):** Tallied two solo tackles in the secondary. **Cincinnati (12/12):** Registered two special teams tackles. **Miami (12/20):** Registered a team-high and season-high four special teams tackles. **N.Y. Jets (12/26):** Made his first career start at safety ... Registered four tackles and a pass defended in the Patriots' 23-7 victory over the Jets ... Battled down a Chad Pennington pass intended for Wayne Chrebet ... Helped to hold Pennington to a 68.3 passer rating, his third lowest rating of the season ... Collected two special teams tackles in the victory. **San Francisco (1/2):** Started at safety and collected four tackles (3 solo) in the Patriots' 21-7 victory over the 49ers. **Philadelphia (2/6):** Saw action on special teams coverage units in the Patriots' 24-21 victory over the Eagles in Super Bowl XXXIX.

2003 (15/0, 3/0): Played in the final 15 games of the regular season and in all three postseason games, primarily on special teams ... Finished second on the team with a career-high 24 special teams tackles. **Philadelphia (9/14):** Participated on special teams and as a linebacker in the fourth quarter of the Patriots 31-10 victory ... Recorded one solo tackle in defensive play. **N.Y. Jets (9/21):** Saw action on special teams in the 2003 home opener ... Tallied two special teams tackles on kickoff return coverage. **Washington (9/28):** Saw action on special teams and at outside linebacker ... Registered three special teams tackles. **Denver (11/3):** Made two special teams stops in the Patriots' 30-26 victory over the Broncos on Monday Night Football. **Houston (11/23):** Played on special teams and tallied two solo special teams tackles. **Miami (12/7):** Saw action on special teams and recorded two tackles ... Teamed with Daniel Graham to stonewall punt returner Charlie Rogers for a six-yard loss. **Jacksonville (12/14):** Played on special teams and registered two tackles. **Buffalo (12/27):** Registered a team-high three special teams tackles in the regular-season finale. **Tennessee (1/10):**

Collected a special teams tackle in the Patriots' 17-14 divisional playoff win. **Indianapolis (1/18):** Made a special teams tackle in the Patriots' 24-14 AFC Championship victory. **Carolina (2/1):** Played on special teams in the Patriots' 32-29 Super Bowl XXXVIII victory over the Panthers.

2002 (16/7 – St. Louis): Participated in all 16 games with seven starting assignments and finished third among Rams linebackers with 62 tackles (36 solo) ... Finished third on the team with 17 special teams tackles ... Recorded his first career interception in the season opener and returned it 29 yards ... Set a career high with nine tackles on three occasions, and set a career high with six solo stops vs. Tampa Bay (9/23). **Denver (9/8):** Started at strongside linebacker and notched nine tackles (2 solo) and his first career interception ... Picked off QB Brian Griese and came up with a 29-yard return. **Tampa Bay (9/23):** Made first career start at middle linebacker ... Led the team with career-high tying nine tackles (6 solo). **Dallas (9/29):** Started at weak-side linebacker and collected nine tackles (6 solo). **San Francisco (10/6):** Started at weak-side linebacker and racked up eight tackles (5 solo). **Arizona (11/3):** Started at strong-side linebacker and collected five tackles (four solo). **Philadelphia (12/1):** Notched three tackles (2 solo) with one for loss and collected two special teams tackles. **San Francisco (12/30):** Saw action on defense and special teams ... Led the Rams with five special teams tackles.

2001 (12/8, 3/3 – St. Louis): Played in 12 games, starting eight, and started all three postseason contests ... Notched 42 tackles (19 solo), with one pass defended and one forced fumble, with seven special teams tackles ... Made seven tackles (3 solo) and one special teams tackle in postseason. **Philadelphia (9/9):** Made his first career start and recorded seven tackles (1 solo) and a special teams tackle. **N.Y. Giants (10/14):** Notched seven tackles (1 solo) and a special teams tackle. **San Francisco (12/9):** Returned to the lineup after being inactive for four weeks and made a special teams tackle. **Carolina (12/23):** Made seven tackles (6 solo). **Green Bay (1/20):** Made his first NFL postseason start, collecting three tackles (2 solo) in the NFC Divisional Playoff Game. **Philadelphia (1/27):** Registered two tackles (1 solo, a quarterback pressure and one special teams tackle) in the NFC Championship Game. **New England (2/3):** Started at outside linebacker in Super Bowl XXXVI against the Patriots.

2000 (16/0 – Tampa Bay): Played in all 16 games for the first time in his career as reserve linebacker and on special teams ... Collected seven tackles on defense (one solo) ... Finished second on team with 21 special teams tackles ... Recorded a season-high three special teams tackles at Atlanta (11/5) ... Tied his season high with three stops on special teams vs. Dallas (12/3).

1999 (14/0 – Tampa Bay): Played in 14 games and finished second on the team with 21 special teams tackles ... Made a season-high three special teams tackles vs. Chicago (10/24).

1998 (4/0 – New Orleans, 5/0 – Tampa Bay): Participated in nine contests ... Played in five games for the Saints before being waived (11/24) ... Claimed off waivers by Buccaneers (11/25) ... Finished the season with four tackles on defense, six special teams tackles and

a blocked punt.

1997 (11/0 – New Orleans): Saw action in 11 games for Saints, primarily on special teams ... Opened the season with two special teams tackles at St. Louis (8/31) ... Collected a season-high four special teams tackles at Chicago (10/5) ... Placed on injured reserve (11/9).

1996 (11/0 – New Orleans): Played in 11 games ... Began the season on the Saints' practice squad after being waived by Kansas City at end of preseason ... Finished second on team with 13 special teams tackles and one fumble recovery on special teams.

1995 (0/0 – N.Y. Jets, Kansas City): Was on Kansas City's practice squad for first two weeks of season after being released by the N.Y. Jets following training camp.

COLLEGE

Davis was a three-year starter for the University of Kansas ... His career totals include 238 tackles, 20 tackles for loss, and 9.5 sacks ... As a senior, compiled 78 tackles, career-high three sacks, four tackles for loss, three fumble recoveries, one forced fumble, and one pass defended ... As a junior, registered a career-high 79 tackles in 10 starts ... Started nine games as sopho-

more, collecting 45 tackles and 1.5 sacks ... Played in every game as true freshman, contributing 36 tackles, one sack, one tackle for loss, two fumble recoveries and one forced fumble ... Graduated with a degree in human development.

PERSONAL

Donald Earl Davis Jr. was born on December 17, 1972 in Olathe, Kan. ... Earned first-team all-league honors in his senior season at South High in Olathe, Kan ... Also earned second-team all-metro accolades and was named team MVP ... Also participated in basketball and track ... Earned Jayhawk Scholar honors at Kansas, given to student athletes who attain a grade point average above 3.0 ... Interned with Checkers Restaurants Marketing Department in Tampa in 1999 and 2000 ... Worked closely with youth in need in St. Louis ... Participated in a high school coaches' internship in Central Falls, R.I., in 2003 ... Married (Yannette) ... Has two daughters, Dominique and Denay ... Majored in human development at Kansas.

DON DAVIS																
Pos: LB		Ht: 6-1	Wt: 235	Year: 10th	Acq: UFA (STL)-03	College: Kansas	Born: 12/17/72									
Regular Season			Tackles					Interceptions					Miscellaneous			
Year	Team	P/S	TT	UT	A	S	Yds	No	Yds	Avg	Lg	TD	PD	FF	SpT	
1996	Saints	11/0	0	0	0	0	0	0	0	0.0	0	0	0	0	13	
1997	Saints	11/0	0	0	0	0	0	0	0	0.0	0	0	0	0	11	
1998	Saints/Bucs	9/0	4	2	2	0	0	0	0	0.0	0	0	0	0	4	
1999	Buccaneers	14/0	0	0	0	0	0	0	0	0.0	0	0	0	0	21	
2000	Buccaneers	16/0	7	6	1	0	0	0	0	0.0	0	0	0	0	21	
2001	Rams	12/8	42	19	23	0	0	0	0	0.0	0	0	1	1	7	
2002	Rams	16/7	62	36	26	0	0	1	29	29.0	29	0	1	0	17	
2003	Patriots	15/0	1	1	0	0	0	0	0	0.0	0	0	0	0	24	
2004	Patriots	16/2	17	11	6	0	0	0	0	0.0	0	0	1	0	19	
Totals-9 Years		120/17	133	75	58	0	0	1	29	29.0	29	0	3	1	137	
Postseason			Tackles					Interceptions					Miscellaneous			
Year	Team	P/S	TT	UT	A	S	Yds	No	Yds	Avg	Lg	TD	PD	FF	SpT	
1999	Buccaneers	0/0	0	0	0	0	0	0	0	0.0	0	0	0	0	0	
2000	Buccaneers	1/0	0	0	0	0	0	0	0	0.0	0	0	0	0	0	
2001	Rams	3/3	7	4	3	0	0	0	0	0.0	0	0	0	0	0	
2003	Patriots	3/0	0	0	0	0	0	0	0	0.0	0	0	0	0	2	
2004	Patriots	3/0	0	0	0	0	0	0	0	0.0	0	0	0	0	0	
Totals-5 Years		10/3	7	4	3	0	0	0	0	0.0	0	0	0	0	2	

ALL-TIME NFL POSTSEASON STANDINGS

(Minimum 10 Postseason Games, Since 1920)

Team	W	L	Pct.
Green Bay Packers	24	14	.632
New England Patriots	16	10	.615
San Francisco 49ers	25	17	.595
Washington Redskins	22	15	.595
Dallas Cowboys	32	22	.593
Oakland Raiders	25	18	.581
Pittsburgh Steelers	24	18	.571
Denver Broncos	16	14	.533
Miami Dolphins	20	19	.513
Philadelphia Eagles	16	16	.500

NFL'S LONGEST POSTSEASON WINNING STREAKS

Team	Consec. Wins	Seasons
New England Patriots	9	2001, 2003-04
Green Bay Packers	9	1961-62, 1965-67
Denver Broncos	7	1997-98
Dallas Cowboys	7	1992-94
San Francisco 49ers	7	1988-90
Pittsburgh Steelers	7	1974-76
Washington Redskins	6	1982-83
Pittsburgh Steelers	6	1978-79
Miami Dolphins	6	1972-73



COREY DILLON

RUNNING BACK



SUPER BOWLS: 04

PRO BOWLS: 99 00 01

6-1 ★ 225 lbs ★ Born 10/24/74 ★ Exp. (NFL/Patriots): 9/2
GP/GS (Playoffs): 122/110 (3/3) ★ Acq: TR (CIN)-04 ★ Washington ★ Seattle, Wash.

CAREER TRANSACTIONS

Corey Dillon was acquired by the Patriots in a trade with the Cincinnati Bengals in exchange for a 2004 second-round draft pick (56th overall – Madiou Williams) on April 19, 2004 ... Originally selected by Cincinnati in the second round (46th overall) of the 1997 NFL Draft ... Signed a contract extension with Cincinnati (05/11/01).

CAREER HIGHLIGHTS

Career GP/GS: 122/110 (3/3)

★ Dillon enters 2005 having gained a total of 9,696 yards in his first eight NFL seasons. He needs 304 more yards to join the 17 players in NFL history who have eclipsed the 10,000-yard plateau. Dillon's career yardage total ranks 18th on the NFL's all-time list entering 2005.

★ Over his eight-year career, Dillon has averaged 1,212 yards per season, a mark that ranks sixth in NFL history among players who have played in at least 100 career games. The five players with a better seasonal average than Dillon are all current or future Hall of Famers: Barry Sanders (1,527), Jim Brown (1,368), Curtis Martin (1,337), Walter Payton (1,287) and Emmitt Smith (1,224).

★ Dillon set the Patriots' all-time single-season rushing record in 2004, totaling 1,635 yards. He claimed the team's rushing crown on Dec. 26, 2004 when he eclipsed Curtis Martin's old franchise mark of 1,487 yards, set in 1995. Additionally, Dillon's nine 100-yard performances tied the franchise mark also set by Martin in 1995.

★ Dillon led the NFL in 2004 with an average of 109.0 yards per game in which he appeared. Dillon's per-game average was 2.9 yards higher than the Jets' Curtis Martin, who ranked second with 106.1 yards per game. Dillon played in 15 games and gained 1,635 yards, achieving a total yardage figure that trailed Martin's NFL-leading total (1,697 yards in 16 games) by just 62 yards.

★ In 2004, Dillon set career highs in rushing yards (1,635), 100-yard games (9) and rushing touchdowns (12), achieving the marks despite missing a game due to injury.

★ In 2004, Dillon recorded the first 1,600-yard season in the 45-year history of the Patriots franchise, totaling 1,635 yards. Prior to 2004, no Patriot had exceeded the 1,500-yard mark, and just two times in team history had a running back broke the 1,300-yard barrier.

★ From 2000-02, Dillon recorded what were then the

top three rushing seasons in Bengals history, averaging over 1,350 yards per season. He recorded 1,435 yards in 2000, and then went on to chalk up 1,315 yards in 2001 and 1,311 yards in 2002. Those three seasons currently rank second, third and fourth on the Bengals rushing list.

★ Dillon came to own or share 18 Bengals records in his seven-year career with Cincinnati. Of those 18 records, 16 of them still stand, including career rushing yards (8,061), rushing yards in a game (278, second in NFL history), career yards from scrimmage (9,543), longest play from scrimmage (96-yard run), most rushing touchdowns in a game (4) and most 1,000-yard seasons (6).

★ Dillon has posted two of the top nine single-game rushing performances in NFL history (287 yards and 246 yards). He is one of just two NFL players to run for more than 245 yards twice in his career (O.J. Simpson).

★ Dillon owns the NFL's second best single-game rushing effort, gaining 287 yards on 22 carries for Cincinnati in a game against the Denver Broncos on Oct. 22, 2000. The accomplishment stood as the NFL's rushing record for nearly three years, until Baltimore's Jamal Lewis ran for 295 yards on Sept. 14, 2003.

★ Dillon has exceeded the 100-yard rushing plateau 37 times in his career, including a career-best nine times in 2004. He has run for more than 200 yards on three occasions.

★ In 2002, Dillon gained 1,311 yards on 314 carries, notching his third consecutive season with over 1,300 yards rushing. He started every game for the third consecutive season and established a career high with 43 receptions for 298 yards. His 1,609 total yards from scrimmage set another career high.

★ Dillon scored a career-high 13 touchdowns in 2001 (10 rushing, 3 receiving), a mark he later equaled in 2004 (12 rushing, 1 receiving).

★ Dillon tore off a 96-yard touchdown run at Detroit (10/28/01), a play that stands as the longest play from scrimmage in Bengals history and is tied for the fifth-longest running play in NFL history.

★ In 2000, Dillon started every game for the Bengals and tallied a career-high and then-Bengals franchise record 1,435 rushing yards on 315 carries (4.6 avg), averaging 104.1 yards per game

in the season's final 13 games.

★ Dillon finished the 1999 season with 1,490 yards

EXTRA POINTS

🏈 Corey is one of four running backs in NFL history to run for more than 1,000 yards in each of his first six seasons. He joins Eric Dickerson, Curtis Martin and Barry Sanders on the exclusive list.

🏈 Corey was drafted in the 34th round of the 1993 Major League Baseball free agent draft by the San Diego Padres as an outfielder.

🏈 Corey spent the first seven years of his career in Cincinnati and in that time came to own or share 18 different Bengals records.

from scrimmage, the most by a Bengal in 10 years. His performance earned him the first of three consecutive Pro Bowl nods.

★ As a rookie, Dillon set a Bengals single-game rushing record in his fifth game as a starter when he exploded for 246 yards and four touchdowns on 39 carries (6.3-yard average) against Tennessee (12/04/97).

SEASONAL REVIEWS

2004 (15/14, 3/3): Finished third in the NFL with a career-best 1,635 rushing yards on 345 carries (4.7 avg) ... Set the Patriots' all-time single-season rushing record, eclipsing Curtis Martin's previous record of 1,487 yards ... Led the team and set a new career high with 12 rushing touchdowns ... Finished fifth in the AFC with 1,738 all-purpose yards ... Named AFC Offensive Player of the Month for December ... Led all NFL rushers in the playoffs with 292 yards on 65 carries. **Indianapolis (9/9):** Tallied 15 rushes for 86 yards (5.7-yard avg.) in his Patriots debut ... Kick-started the Patriots' first touchdown drive with a 38-yard jaunt off right guard in the second quarter. **Arizona (9/19):** Registered a season-high 158 yards rushing on 32 carries ... The 32 carries were the most by a Patriot since Curtis Martin set a franchise record with 40 carries against the Jets on Sept. 14, 1997 ... Dillon's 158 rushing yards were the most by a Patriot since Robert Edwards rushed for 196 yards at St. Louis on Dec. 13, 1998 ... Recorded a game-high 17-yard run off right end on the opening play of the game. **Buffalo (10/3):** Carried the ball 19 times for 79 yards and a touchdown ... Scored the first touchdown of the game on a 15-yard jaunt. **Miami (10/10):** Carried the ball 18 times for 94 yards ... Set up the Patriots' third touchdown of the afternoon with a 36-yard scamper down the left sideline. **Seattle (10/17):** Collected 105 yards on 23 carries and two touchdowns ... Gave the Patriots a 7-0 lead with a 1-yard touchdown plunge. **N.Y. Jets (10/24):** Logged 22 carries for 115 yards ... Broke off a season-long 44-yard run to the Jets 41-yard line late in the third quarter to flip the field position battle in a close contest. **St. Louis (11/7):** Carried the ball 25 times for 112 yards ... Gave the Patriots a commanding 33-14 lead with a 5-yard touchdown jaunt. **Buffalo (11/14):** Recorded 26 rushes for 151 yards, his second highest yardage total of the season ... Set up Adam Vinatieri's first field goal of the evening with a 30-yard scamper off right end ... Rushed for 43 yards on six carries during the Patriots opening scoring drive. **Kansas City (11/22):** Rushed 26 times for 98 yards and two touchdowns ... Caught a season-long 20-yard pass ... Gave the Patriots an early 7-0 lead with a 5-yard touchdown run ... Scored his second touchdown of the evening with a

1-yard plunge to give the Patriots a 14-10 lead. **Baltimore (11/28):** Rushed for 123 yards on 30 carries and scored a touchdown ... Passed the 1,000-yard mark in just his 10th game of the season with his 5-yard run in the first quarter, achieving the milestone in the fewest games of any rusher in Patriots history ... Scored on a 1-yard touchdown plunge off left tackle, then made good on the ensuing two-point conversion, recording the first two-point conversion of his career. **Cleveland (12/5):** Carried the ball 18 times for 100 yards and two touchdowns ... Gave the Patriots a 14-0 lead with a 4-yard touchdown run ... Recorded his second touchdown of the afternoon with a 1-yard plunge to give the Patriots a commanding 21-0 lead. **Cincinnati (12/12):** Rushed for 88 yards on 22 carries and a touchdown ... Gave the Patriots an early 7-0 lead with a 1-yard touchdown plunge in the first quarter. **Miami (12/20):** Carried the ball 26 times for 121 yards and a rushing touchdown ... Grabbed two passes, including his first receiving touchdown in a Patriots uniform. **N.Y. Jets (12/26):** Collected 89 rushing yards on 29 carries ... Grabbed two receptions for 12 yards ... Established a career high for single-season rushing yards on his second rush of the game, a 7-yard plunge in the first quarter ... Extended the Patriots scoring drive in the third quarter with an 8-yard scamper off right end ... Set the Patriots' single-season rushing record, passing Curtis Martin's old mark of 1,487 yards. **San Francisco (1/2):** Rushed for 116 yards on just 14 carries (8.3 avg) and a touchdown ... Tied Curtis Martin's single-season franchise record by eclipsing the 100-yard rushing barrier for the ninth time with a 29-yard scamper in the third quarter. **Indianapolis (1/16):** Rushed for 144 yards on 23 carries and also led the team with five receptions for 17 yards ... Set up Adam Vinatieri's second field goal of the afternoon with a 42-yard jaunt down the right sideline in the second quarter ... Set up the Patriots' final touchdown of the game with a 27-yard scamper down to the Colts 1-yard line on third down. **Pittsburgh (1/23):** Carried the ball 24 times for 73 yards and a touchdown in the Patriots' 41-27 AFC Championship victory over the Steelers ... Gave the Patriots a 31-10 lead with a 25-yard touchdown jaunt. **Philadelphia (2/6):** Tallied 75 rushing yards on 18 carries including a touchdown in the Patriots' 24-21 victory over the Eagles in Super Bowl XXXIX ... Grabbed three receptions for 31 yards in the victory ... Rumbled for a 25-yard gain on a rush off left tackle in the second quarter ... Gave the Patriots a 21-14 lead with a 2-yard touchdown plunge with 13:44 remaining in the fourth quarter.

2003 (13/11 – Cincinnati): Gained 541 yards on 138 carries, while playing in 13 games and starting 11 con-

NFL'S ALL-TIME RUSHING LEADERS / YARDS PER SEASON

Minimum 100 games played

Player	Team(s)	Seasons	Yrs	G	Yards	Yds/Season
Barry Sanders	DET	1989-98	10	153	15,269	1,526.9
Jim Brown	CLE	1957-65	9	118	12,312	1,368.0
Curtis Martin	NE/NYJ	1995-04	10	156	13,366	1,336.6
Walter Payton	CHI	1975-87	13	190	16,726	1,286.6
Emmitt Smith	DAL/ARZ	1990-04	15	226	18,355	1,223.7
Corey Dillon	CIN/NE	1997-04	8	122	9,696	1,212.0
Eric Dickerson	LA(N)/IND/LA(A)/ATL	1983-93	11	146	13,259	1,205.4
Earl Campbell	HOU/NO	1978-85	8	115	9,407	1,175.9
Eddie George	HOU/TEN/DAL	1996-04	9	141	10,441	1,160.1
Jerome Bettis	LAW/STL/PIT	1993-04	12	180	13,294	1,107.8

RECORD RUSHER

Dillon recorded 1,635 yards in 2005, giving him the Patriots' all-time single-season rushing record, eclipsing Curtis Martin's previous record of 1,487 yards set in 1995. Dillon achieved the franchise-best feat despite missing a game due to injury, breaking Martin's mark on Dec. 26, 2004 against the Jets.

PATRIOTS SINGLE-SEASON RUSHING LEADERS

Player	Year	Yards
Corey Dillon	2004	1,635
Curtis Martin	1995	1,487
Jim Nance	1966	1,458
Craig James	1985	1,227
Jim Nance	1967	1,216

tests ... Added 11 receptions for 71 yards ... Supplanted James Brooks as Bengals' all-time leader in yards from scrimmage (9,543) and became the first Bengal to top the 8,000 mark in career rushing yards (8,061) ... Saw his streak of 52 consecutive starts end in Week Five ... His total of three missed games (Games 5, 7 and 9) exceeded the total of two from his first six seasons. **Oakland (9/14):** Played through injury to rush for 84 yards on 19 carries, putting off his second-highest rushing total of the season. **Baltimore (10/19):** Had a two-yard touchdown that was the second of his two touchdowns on the season and gave him 300 career points ... Became the ninth Bengal (fifth non-kicker) to reach the 300-point plateau. **Arizona (11/2):** Started in his 100th career game for the Bengals. **San Diego (11/23):** Had his only 100-yard rushing game of the season, gaining 108 yards on 18 carries for his 28th career 100-yard game ... Tore off a season-long 39-yard run. **St. Louis (12/21):** Passed James Brooks as the Bengals' all-time leader in yards from scrimmage and also became the first Bengal to top 8,000 mark in career rushing yards ... Became the 28th player in NFL history to top 8,000 yards rushing.

2002 (16/16 – Cincinnati): Started every game for the third straight season ... Exceeded 1,300 rushing yards for the third consecutive season, running for 1,311 yards on 314 carries (4.2 avg) with a team-high seven touchdowns ... His 1,311 yards were the third highest in Bengals history, trailing only his own outputs from the 2000 and 2001 seasons ... Gained a career-high 1,609 yards from scrimmage (1,311 rushing, 298 receiving) making him just the second Bengal to pass the 1,600 mark, trailing only the club-record 1,773 scrimmage yards (1,087 rushing, 686 receiving), set by James Brooks in 1986 ... Had five 100-yard rushing games for third time in his career, tying the Bengals club record, but becoming the first Cincinnati player to accomplish the feat more than once ... Set career highs with 43 receptions and 298 receiving yards ... His 314 carries marked his third straight season of 300 or more. **Cleveland (9/15):** Ran for 108 yards on 22 carries and also had career-high eight receptions for 67 yards, leading the team in both receiving categories. **Tampa Bay (9/29):** Rushed for 59 yards on 21 carries, passing James Brooks (6,447 yards) for the Bengals all-time rushing lead. **Indianapolis (10/6):** Gained a season-high 164 rushing yards ... Had two touchdowns, a season-long 67-yard run, the fourth-longest of his career, and also scored on a two-yard run. **Tennessee (10/27):** Had 138 yards rushing on 30 carries, with a four-yard touchdown run. **Baltimore (11/10):**

Rushed for 102 yards and added 48 receiving yards on five catches. **Cleveland (11/17):** Ran for 92 yards and caught two passes for 18 yards. **Pittsburgh (11/24):** Ran for 60 yards and rushed for two touchdowns (10 yards and 2 yards). **Baltimore (12/1):** Topped the 1,000-yard rushing mark for sixth straight season, becoming only fourth player in NFL history to reach 1,000 in each of his first six seasons, joining Eric Dickerson, Barry Sanders and Curtis Martin. **New Orleans (12/22):** Rushed for 126 yards on 18 carries in just three quarters ... Missed the fourth quarter due to injury.

2001 (16/16 – Cincinnati): Started all 16 games for the second year in a row ... Scored career-high and team-leading 13 touchdowns ... Led team in total points (78), becoming first non-kicker to claim the lead since fullback Ickey Woods (90 points) in 1988 ... With three receiving touchdowns, Dillon became the first running back to lead the team in touchdown catches ... Dillon's rushing total of 1,315 yards was second-most in team history, behind only his own mark of 1,435 yards in 2000 ... Set a team record with 340 rushing attempts, which also led the AFC ... Had highest percentage of total team TDs (52.0 percent, 13 of 25) of any Bengals player in a season, topping previous high of 45.9 percent by Carl Pickens (17 of 37) in 1995. **New England (9/9):** Posted his only 100-yard rushing game in a season opener, gaining 104 yards on 24 carries with a five-yard touchdown scamper ... Teamed with wide receiver Darnay Scott to become first the Bengals teammates to combine for 100 yards rushing and receiving since Dec. 5, 1999 vs. San Francisco, when Dillon teamed with Carl Pickens for the milestone. **Cleveland (10/14):** Rushed for 140 yards on 31 carries (4.5 avg.), and scored on a five-yard run. **Detroit (10/28):** Gained 184 yards on 27 carries (6.8 avg.) and scored a pair of touchdowns ... Tore off a 96-yard touchdown run that was longest play from scrimmage in Bengals history and tied for the fourth-longest rushing play in NFL history ... His 184-yard rushing day at Detroit was the most in Bengals history for a road game. **Tampa Bay (12/2):** Scored a game-tying touchdown with eight seconds to play in regulation, breaking two tackles to complete a six-yard pass play. **N.Y. Jets (12/16):** Totaled 85 yards on 22 carries ... Scored both Cincinnati touchdowns, on runs of one and three yards. **Baltimore (12/23):** Rushed for 127 yards on 24 carries (5.3 avg.), becoming the first player in 51 games to gain 100 yards on the ground against the Ravens. **Tennes-**

CENTURY MAN

Corey Dillon set a career high and tied the Patriots franchise record with nine 100-yard games in 2004. He has 37 career 100-yard games. Dillon's nine games reaching the century mark in 2004 tied Curtis Martin's feat of recording nine 100-yard performances in 1995.

DILLON'S 100-YARD GAMES AS A PATRIOT

Date	Opponent	Yds	Att	Avg.	Lg	TD
09/19/04	at Arizona	158	32	4.9	17	0
11/14/04	Buffalo	151	26	5.8	30	0
11/28/04	Baltimore	123	30	4.1	18	1
12/20/04	at Miami	121	26	4.7	20	1
01/02/05	San Francisco	116	14	8.3	29	1
10/24/04	N.Y. Jets	115	22	5.2	44	0
11/07/04	at St. Louis	112	25	4.5	17	1
10/17/04	Seattle	105	23	4.6	15	2
12/05/04	at Cleveland	100	18	5.6	21	2

see (1/6): Had 114 scrimmage yards (87 rushing, 27 receiving) in season-ending win, and scored rushing touchdowns of two and 34 yards ... Against the Titans, became the Bengals' most frequent all-time ball carrier, pushing his career attempts to 1,413 and passing Pete Johnson (1,402)

2000 (16/16 – Cincinnati): Started in all 16 games for the first time in his career and set the NFL single-game rushing record (278) and Bengals season rushing mark (1,435) ... Smashed the former Bengals season rushing record of 1,239 yards set by James Brooks in 1989 ... Was held to 82 total rushing yards in the first three games before averaging 104.1 yards over the final 13 games ... Had 12 runs of 20 or more yards, tying for NFL lead with Denver's Mike Anderson and Jacksonville's Fred Taylor ... With his team-record 315 carries (which he surpassed in 2001), he broke the record of 274, which Pete Johnson had set in 1981 ... Tied with wide receiver Peter Warrick for the team lead in touchdowns (7). **Miami (10/1):** Topped his output for the first three games combined, rushing for 110 yards on 22 carries. **Tennessee (10/8):** Had an 80-yard touchdown run, tied for longest run by an AFC player in 2000 ... Recorded 95 yards on 15 carries. **Denver (10/22):** Set an NFL record with 278 rushing yards ... Amassed his total on just 22 carries, averaging 12.6 yards per carry. Broke Walter Payton's 23-year-old record of 275 yards (on 40 carries), set on Nov. 20, 1977 ... Ran for 201 yards in the second half, including touchdown runs of 65 and 41 yards in the fourth quarter ... Had seven runs of longer than 20 yards, including his two touchdown runs and also runs of 21, 26, 30, 31 and 37 yards ... Payton had 40 carries in his 275-yard game, and Dillon's number of carries stands as the fewest by any player in the top 10 rushing games in NFL history ... Scored touchdowns in the fourth quarter on runs of 65 and 41 yards ... The 41-yarder was his final carry of the day, pushing him over Payton's record yardage total. **Cleveland (10/29):** Followed his record-breaker vs. Denver with a 137-yard rushing effort, and his 415 rushing yards over the two games were third-most in NFL history in consecutive games. **Pittsburgh (11/26):** Rushed 23 times for 128

yards with two touchdowns. **Arizona (12/3):** Topped the 200-yard mark for the second time in 2000 and for the third time in his career with a 216-yard effort on 35 carries against the Cardinals ... Dillon's performance marked the most rushing yards ever allowed by the Cardinals in their 83-year franchise history ... Accomplished the feat with consistent running, with just one of his 35 attempts going for longer than 11 yards (57 yards on his first run of the game) ... Passed James Brooks' team record of 1,239 rushing yards in a season during third quarter. **Jacksonville (12/17):** Averaged 4.5 yards per carry in a 76-yard effort on 17 tries.

1999 (15/15 – Cincinnati): Gained 1,200 rushing yards, good for the second-most in Bengals history to that point ... Earned his first Pro Bowl nod, becoming the first Bengals running back voted to the Pro Bowl since Harold Green in 1992 ... His 4.6 yards per attempt was the highest average among the top 10 rushers in the AFC by nearly a half-yard, with next-highest at 4.2 yards per carry ... Started in Games 1-15 and was inactive for the season finale at Jacksonville ... His 1,490 yards from scrimmage (1,200 rushing, 290 receiving) was the Bengals' most since 1989. **Tennessee (9/12):** Scored Bengals' first touchdown of the season on a 1-yard run in first quarter. **Carolina (9/26):** Notched the first of five 100-yard efforts on the season, gaining 113 yards on 20 carries (5.7 avg). **Cleveland (10/10):** Recorded his second-most productive ground performance of the season, gaining 168 yards on 28 carries ... His 6.0 yards-per-carry figure was his second best average of the season. **Pittsburgh (11/28):** Rushed for 120 yards on 23 carries (5.2 avg) and earned one of two coaches' offensive game balls. **San Francisco (12/5):** Had 210 scrimmage yards, rushing 25 times for 133 yards and adding career-high 77 receiving yards on five catches. **Cleveland (12/12):** Recorded his most productive output of the season, gaining a season-high 192 yards on 28 carries ... His 6.9-yard average set a career-high for games in which he has had more than 25 rushing attempts.

1998 (15/15 – Cincinnati): Ran for 1,130 yards, exceeding by one his rookie season total ... Had four 100-yard rushing games for the second straight season, with his

TOP CAT

In his seven seasons in Cincinnati, Corey Dillon rewrote the Bengals record books in nearly every possible rushing category. He joined the Patriots prior to the 2004 season, leaving behind 18 record performances in Cincinnati. Of those 18 records, 16 of them still stand. Below is a look at the Bengals records which Dillon currently holds or shares:

- ★ **Most rushing yards, career:** 8,061
- ★ **Most carries, career:** 1,865.
- ★ **Longest scrimmage play:** 96-yard run at Detroit on Oct. 28, 2001.
- ★ **Most rushing attempts in a game:** 39 vs. Tennessee on Dec. 4, 1997.
- ★ **Most rushing yards in a game:** 278 vs. Denver on Oct. 22, 2000.
- ★ **Most scrimmage yards in a game:** 278 vs. Denver on Oct. 22, 2000.
- ★ **Most rushing yards in a game by a rookie:** 246 vs. Tennessee on Dec. 4, 1997.
- ★ **Most scrimmage yards in a game by a rookie:** 276 vs. Tennessee on Dec. 4, 1997.
- ★ **Most 100-yard rushing games, career:** 28.
- ★ **Most 100-yard rushing games in a season:** 5, in 1999, 2000 and '02. Four other Bengals have posted 5 in a season, but Dillon is the only player to do it more than once.
- ★ **Most 200-yard rushing games:** 3. Dillon has three of the four 200-yard games in club history.
- ★ **Most 200-yard rushing games in a season:** 2, in 2000.
- ★ **Most 1,000-yard seasons:** 6.
- ★ **Most rushing touchdowns in a game:** 4 vs. Tennessee on Dec. 4, 1997.
- ★ **Most total touchdowns in a game:** 4 vs. Tennessee on Dec. 4, 1997, sharing the record with Larry Kinnebrew.
- ★ **Most points in a game:** 24 vs. Tennessee on Dec. 4, 1997, sharing the record with Larry Kinnebrew.

strongest effort coming in the form of 124 yards on 14 carries (10/18 at Tennessee) ... Started Games 1-14 and 16 ... On weekly inactive list for Game 15, Dec. 20 at Pittsburgh, due to injury. **Baltimore (9/27):** Recorded his first 100-yard effort of the season, gaining 116 yards on 25 carries. **Tennessee (10/18):** Notched a season-long run of 66 yards in the third quarter and also scored on 12-yard run in the same quarter ... Notched a season-high 124 yards on just 14 carries, good for an average of 8.9 yards per carry. **Oakland (10/25):** Had his first career touchdown reception, scoring on a 17-yard toss from quarterback Neil O'Donnell. **Denver (11/1):** Had his third 100-yard game of the season, notching 110 yards ... Ran the ball 35 times, tying a career-high. **Jacksonville (11/29):** Broke the 100-yard barriers for the fourth and final time on the season, gaining 107 yards on 16 carries. **Tampa Bay (12/27):** Had a career-long 41-yard reception from quarterback Paul Justin.

1997 (16/7 - Cincinnati): Became a starter in Game 10 and had only 196 rushing yards at season's halfway point, but rushed for 933 yards in the season's final eight games ... His season total of 1,129 yards broke the Bengals rookie record of 1,066 yards, set by Ickey Woods in 1988 ... The highlight game of his rookie season came on Dec. 4 vs. Tennessee, as he rushed for 246 yards on 39 carries, breaking the NFL rookie record of 237 yards set by Cleveland's Jim Brown against the L.A. Rams in 1957. (Dillon's rookie mark was broken in 2000 when Denver rookie Mike Anderson rushed for 251 vs. New Orleans.) ... Named 1997 AFC Rookie of the Year in peer voting conducted by the NFL Players Association ... Was the only NFL rookie to top the 1,000-yard rushing mark for the season ... Led Bengals running backs in receiving yards (259) ... Finished sixth in rushing in AFC, but his per-carry average of 4.85 yards was higher than the five players who had more total yards ... Rushed for 100 or more yards three weeks in a row (Games 13-15), becoming the first Bengal to record three straight 100-yard games since Pete Johnson in the 1980 season ... Scored 10 of Cincinnati's NFL-leading 23 rushing touchdowns, the most rushing scores by one player since Ickey Woods established the team-record with 15 scores in 1988 ... Awarded an offensive game ball by coaches on two occasions; for his record-breaking performance vs. Tennessee and for his 123-yard rushing game (11/2 vs. San Diego), his first 100-yarder as a pro ... His longest touchdown run was 71 yards (11/2 vs. San Diego) ... Used as a kickoff returner early in the season, averaging 30.3 yards on six returns.

COLLEGE

Played at Washington only in 1996, as a junior, and left with a remarkable list of school season records — rushing yards (1,555), attempts (271), total touchdowns (23), rushing touchdowns (22), all-purpose yards (2,185) and scoring (138) ... Posted multiple records despite starting only eight of 11 games, as he was the backup to Rashaan Shehee until Shehee was sidelined with an ankle injury in Game 3 ... In the Holiday Bowl vs. Colorado, rushed for 140 yards and added two more touchdowns to his regular-season total of 23 ... Scored five touchdowns in a 41-21 conquest of UCLA, earning *Sports Illustrated* National Player of Week honors as he rushed for 145 yards and added 53 yards in receptions ... In 1995, played junior college ball at Dixie College in St. George, Utah, and was chosen JC Offensive Back of the Year by *College Sports* magazine after rushing 279 times for 1,899 yards and 20 touchdowns ... In 1994, rushed for 1,165 yards and 16 touchdowns at Garden City (Kan.) JC.

PERSONAL

Corey Dillon was born on Oct. 24, 1974 in Seattle, Wash. ... Played at Franklin High School, where he won all-state honors in football and was All-Metro Player of Year ... Also earned all-metro honors in baseball ... Senior year in high school was 1992-93 ... Sat out 1993 football season before enrolling at Garden City JC for 1994 season ... Physical education major at Washington ... Corey and his wife, Desiree, have a daughter, Cameron.

DILLON'S TOP TEN RUSHING PERFORMANCES

Rk	Yds	Att	Date	Opponent
1.	278	22	10/22/00	Denver
2.	246	39	12/04/97	Tennessee
3.	216	35	12/03/00	Arizona
4.	192	28	12/12/99	Cleveland
5.	184	27	10/28/01	at Detroit
6.	168	28	10/10/99	at Cleveland
7.	164	23	10/06/02	at Indianapolis
8.	158	32	09/19/04	at Arizona
9.	151	26	11/14/04	Buffalo
10.	140	31	10/14/01	Cleveland

Bold entries achieved with New England

THE RECORD-BREAKER

Dillon's 278 rushing yards on Oct. 22, 2000 vs. Denver are the NFL's second most ever in a game. At the time, the performance surpassed Walter Payton's single-game mark of 275, which had stood for nearly 23 years (11/20/77). Dillon has two of the top nine rushing games in NFL history, as his 246-yard effort as a rookie in 1997 against Tennessee ranks ninth all-time.

ALL-TIME TOP SINGLE-GAME RUSHING PERFORMANCES

Date	Player	Team	Opp	Yds	Att	Avg.
09/14/03	Jamal Lewis	Baltimore	vs. Cleveland	295	30	9.8
10/22/00	Corey Dillon	Cincinnati	vs. Denver	278	22	12.6
11/20/77	Walter Payton	Chicago	vs. Minnesota	275	40	6.9
11/25/76	O.J. Simpson	Buffalo	vs. Detroit	273	29	9.4
11/11/01	Shaun Alexander	Seattle	vs. Oakland	266	35	7.6
12/03/00	Mike Anderson*	Denver	at New Orleans	251	37	6.8
09/16/73	O.J. Simpson	Buffalo	vs. New England	250	29	8.6
12/05/71	Willie Ellison	L.A. Rams	vs. New Orleans	247	26	9.5
12/04/97	Corey Dillon*	Cincinnati	vs. Tennessee	246	39	6.3

*-Rookie

SINGLE-GAME CAREER HIGHS

Regular Season:

Rushing

Attempts: 39 vs. Tennessee (12/04/97)
 Yards: 278 vs. Denver (10/22/00)
 Average (min. 10 att.): 12.6 vs. Denver (10/22/00)
 Long: 96t at Detroit (10/28/01)

Receiving

Receptions: 8 at Cleveland (09/15/02)
 Yards: 77 vs. San Francisco (12/05/99)
 Long: 41 vs. Tampa Bay (12/27/98)

Touchdowns

Total: 4 vs. Tennessee (12/04/97)
 Rushing: 4 vs. Tennessee (12/04/97)
 Receiving: 1 Six times, most recent at Miami (12/20/04)

Postseason:

Rushing

Attempts: 24 at Pittsburgh (01/23/05)
 Yards: 144 vs. Indianapolis (01/16/05)
 Average (min. 10 att.): 6.3 vs. Indianapolis (01/16/05)
 Long: 42 vs. Indianapolis (01/16/05)

Receiving

Receptions: 5 vs. Indianapolis (01/16/05)
 Yards: 31 vs. Philadelphia (02/06/05)
 Long: 16 vs. Philadelphia (02/06/05)

Touchdowns

Total: 1 vs. Philadelphia (02/06/05)
 at Pittsburgh (01/23/05)
 Rushing: 1 vs. Philadelphia (02/06/05)
 at Pittsburgh (01/23/05)

COREY DILLON

Pos: RB Ht: 6-1 Wt: 225 lbs. Year: 9th Acq: TR (CIN)-04 College: Washington Born: 10/24/74

Regular Season		Rushing							Receiving							Kickoff Returns						
Year	Team	G/S	No	Yds	Avg	Lg	TD		No	Yds	Avg	Lg	TD		No	Yds	Avg	Lg	TD			
1997	Bengals	16/7	233	1129	4.8	71t	10		27	259	9.6	28	0		6	182	30.3	58	0			
1998	Bengals	15/15	262	1130	4.3	66	4		28	178	6.4	41	1		0	0	0.0	0	0			
1999	Bengals	15/15	263	1200	4.6	50	5		31	290	9.4	23	1		1	4	4.0	4	0			
2000	Bengals	16/16	315	1435	4.6	80t	7		18	158	8.8	31	0		0	0	0.0	0	0			
2001	Bengals	16/16	340	1315	3.9	96t	10		34	228	6.7	17	3		0	0	0.0	0	0			
2002	Bengals	16/16	314	1311	4.2	67t	7		43	298	6.9	19	0		0	0	0.0	0	0			
2003	Bengals	13/11	138	541	3.9	39	2		11	71	6.5	14	0		0	0	0.0	0	0			
2004	Patriots	15/14	345	1635	4.7	44	12		15	103	6.9	20	1		0	0	0.0	0	0			
Totals -8 Yrs		122/110	2210	9696	4.4	96t	57		207	1585	7.7	41	6		7	186	26.6	58	0			
Postseason		Rushing							Receiving							Kickoff Returns						
Year	Team	G/S	No	Yds	Avg	Lg	TD		No	Yds	Avg	Lg	TD		No	Yds	Avg	Lg	TD			
2004	Patriots	3/3	65	292	4.5	42	2		9	53	5.9	16	0		0	0	0.0	0	0			

Additional Statistics

2-Pt. Conversions: 1 (11/28/04 vs. BAL)

DILLON'S CAREER GAME BY GAME

		Rushing							Receiving								
1997	Opponent	P/S	Att	Yds	Avg	Lg	TD		No	Yds	Avg	Lg	TD	W/L	Score		
08/31	Arizona	P	0	0	0	0	0		0	0	0	0	0	W	24-21		
09/07	at Baltimore	P	0	0	0	0	0		0	0	0	0	0	L	10-23		
09/21	at Denver	P	5	58	11.6	28	0		4	30	7.5	10	0	L	20-38		
09/28	N.Y. Jets	P	9	48	5.3	12	0		2	30	15	22	0	L	14-31		
10/05	at Jacksonville	P	7	35	5.0	14	0		1	9	9	9	0	L	13-21		
10/12	at Tennessee	P	8	39	4.9	21t	1		1	10	10	10	0	L	7-30		
10/19	Pittsburgh	P	5	8	1.6	5	0		1	12	12	12	0	L	10-26		
10/26	at N.Y. Giants	P	5	8	1.6	4	1		1	21	21	21	0	L	27-29		
11/02	San Diego	P	19	123	6.5	71t	1		1	4	4	4	0	W	38-31		
11/09	at Indianapolis	S	22	97	4.4	46t	1		1	5	5	5	0	W	28-13		
11/16	at Pittsburgh	S	19	78	4.1	22	0		1	21	21	21	0	L	3-20		
11/23	Jacksonville	S	26	88	3.4	16	1		5	48	9.6	16	0	W	31-26		
11/30	at Philadelphia	S	19	114	6.0	37	0		2	17	8.5	11	0	L	42-44		
12/04	Tennessee	S	39	246	6.3	59	4		2	30	15	28	0	W	41-14		
12/14	Dallas	S	26	127	4.9	14t	1		2	7	3.5	4	0	W	31-24		
12/21	Baltimore	S	24	60	2.5	15	0		3	15	5	6	0	W	16-14		
1997	Totals		16/7	233	1129	4.8	71t	10	27	259	9.6	28	0		7-9		
		Rushing							Receiving								
1998	Opponent	P/S	Att	Yds	Avg	Lg	TD		No	Yds	Avg	Lg	TD	W/L	Score		
09/06	Tennessee	S	19	91	4.8	19	1		1	3	3	3	0	L	14-23		
09/13	at Detroit	S	17	77	4.5	23	1		1	-1	-1	-1	0	W	34-28		
09/20	Green Bay	S	16	28	1.8	8	0		0	0	0	0	0	L	6-13		
09/27	at Baltimore	S	25	116	4.6	14	0		2	6	3	6	0	L	24-31		
10/11	Pittsburgh	S	23	99	4.3	15	0		0	0	0	0	0	W	25-20		

DILLON'S CAREER GAME BY GAME (CONT.)

Rushing								Receiving							
1998	Opponent	P/S	Att	Yds	Avg	Lg	TD	No	Yds	Avg	Lg	TD	W/L	Score	
10/18	at Tennessee	S	14	124	8.9	66	1	1	2	2	2	0	L	14-44	
10/25	at Oakland	S	13	59	4.5	16	0	3	25	8.3	17t	1	L	10-27	
11/01	Denver	S	35	110	3.1	27	0	1	5	5	5	0	L	26-33	
11/08	at Jacksonville	S	16	76	4.8	17	0	6	27	4.5	6	0	L	11-24	
11/15	at Minnesota	S	21	66	3.1	12	0	3	14	4.7	6	0	L	3-24	
11/22	Baltimore	S	13	35	2.7	7	0	0	0	0	0	0	L	13-20	
11/29	Jacksonville	S	16	107	6.7	61	0	4	44	11	22	0	L	17-34	
12/06	Buffalo	S	11	43	3.9	9	1	3	2	0.7	5	0	L	20-33	
12/13	at Indianapolis	S	9	29	3.2	14	0	0	0	0	0	0	L	26-39	
12/20	at Pittsburgh	INACTIVE											W	25-24	
12/27	Tampa Bay	S	14	70	5.0	13	0	3	51	17	41	0	L	0-35	
1998	Totals	15/15	262	1130	4.3	66	4	28	178	6.4	41	1		3-13	
Rushing								Receiving							
1999	Opponent	P/S	Att	Yds	Avg	Lg	TD	No	Yds	Avg	Lg	TD	W/L	Score	
09/12	at Tennessee	S	21	66	3.1	15	1	2	11	5.5	7	0	L	35-36	
09/19	San Diego	S	12	37	3.1	12	0	0	0	0	0	0	L	7-34	
09/26	at Carolina	S	20	113	5.7	30	0	3	24	8	12	0	L	3-27	
10/03	St. Louis	S	15	39	2.6	14	0	1	0	0	0	0	L	10-38	
10/10	at Cleveland	S	28	168	6.0	38	0	1	1	1	1	0	W	18-17	
10/17	Pittsburgh	S	16	78	4.9	26	0	2	24	12	18	0	L	3-17	
10/24	at Indianapolis	S	6	7	1.2	6	0	1	6	6	6	0	L	10-31	
10/31	Jacksonville	S	14	32	2.3	22	0	2	25	12.5	17	0	L	10-41	
11/07	at Seattle	S	16	81	5.1	32	0	0	0	0	0	0	L	20-37	
11/14	Tennessee	S	14	33	2.4	10	0	3	37	12.3	18	0	L	14-24	
11/21	Baltimore	S	15	74	4.9	31	0	1	15	15	15	0	L	31-34	
11/28	at Pittsburgh	S	23	120	5.2	20	0	3	20	6.7	13	0	W	27-20	
12/05	San Francisco	S	25	133	5.3	27	1	5	77	15.4	23	1	W	44-30	
12/12	Cleveland	S	28	192	6.9	50	3	2	20	10	12	0	W	44-28	
12/26	at Baltimore	S	10	27	2.7	6	0	5	30	6	14	0	L	0-22	
01/02	at Jacksonville	INACTIVE											L	7-24	
1999	Totals	15/15	263	1200	4.6	50	5	31	290	9.4	23	1		4-12	
Rushing								Receiving							
2000	Opponent	P/S	Att	Yds	Avg	Lg	TD	No	Yds	Avg	Lg	TD	W/L	Score	
09/10	Cleveland	S	12	41	3.4	14	0	2	46	23	31	0	L	7-24	
09/17	at Jacksonville	S	17	32	1.9	12	0	4	34	8.5	17	0	L	0-13	
09/24	at Baltimore	S	12	9	0.8	4	0	3	22	7.3	9	0	L	0-37	
10/01	Miami	S	22	110	5.0	19	0	1	4	4	4	0	L	16-31	
10/08	Tennessee	S	15	95	6.3	80t	1	1	7	7	7	0	L	14-23	
10/15	at Pittsburgh	S	15	36	2.4	12	0	1	9	9	9	0	L	0-15	
10/22	Denver	S	22	278	12.6	65t	2	0	0	0	0	0	W	31-21	
10/29	at Cleveland	S	27	137	5.1	25	1	0	0	0	0	0	W	12-3	
11/05	Baltimore	S	16	23	1.4	8	0	1	9	9	9	0	L	7-27	
11/12	at Dallas	S	20	94	4.7	13	0	0	0	0	0	0	L	6-23	
11/19	at New England	S	28	79	2.8	9	0	2	18	9	10	0	L	13-16	
11/26	Pittsburgh	S	23	128	5.6	20t	2	0	0	0	0	0	L	28-48	
12/03	Arizona	S	35	216	6.2	57	1	0	0	0	0	0	W	24-13	
12/10	at Tennessee	S	18	42	2.3	11	0	2	8	4	4	0	L	3-35	
12/17	Jacksonville	S	17	76	4.5	25	0	0	0	0	0	0	W	17-14	
12/24	at Philadelphia	S	16	39	2.4	8	0	1	1	1	1	0	L	7-16	
2000	Totals	16/16	315	1435	4.6	80t	7	18	158	8.8	31	0		4-12	
Rushing								Receiving							
2001	Opponent	P/S	Att	Yds	Avg	Lg	TD	No	Yds	Avg	Lg	TD	W/L	Score	
09/09	New England	S	24	104	4.3	40	1	4	32	8	14	0	W	23-17	
09/23	Baltimore	S	18	57	3.2	11	0	4	1	0.3	1t	1	W	21-10	
09/30	at San Diego	S	15	46	3.1	11	0	2	18	9	11	0	L	14-28	
10/07	at Pittsburgh	S	19	64	3.4	10	0	1	-2	-2	-2	0	L	7-16	
10/14	Cleveland	S	31	140	4.5	25	1	3	16	5.3	8	0	W	24-14	
10/21	Chicago	S	16	30	1.9	10	0	0	0	0	0	0	L	0-24	
10/28	at Detroit	S	27	184	6.8	96t	2	3	18	6	9	1	W	31-27	
11/11	at Jacksonville	S	17	58	3.4	19	1	2	13	6.5	8	0	L	13-30	
11/18	Tennessee	S	17	38	2.2	9	0	2	23	11.5	12	0	L	7-20	
11/25	at Cleveland	S	20	63	3.2	18	0	1	6	6	6	0	L	0-18	
12/02	Tampa Bay	S	23	79	3.4	16	0	2	8	4	6t	1	L	13-16	
12/09	Jacksonville	S	24	62	2.6	9t	1	2	24	12	16	0	L	10-14	
12/16	at N.Y. Jets	S	22	85	3.9	20	2	3	32	10.7	17	0	L	14-15	

DILLON'S CAREER GAME BY GAME (CONT.)

2001	Opponent	P/S	Rushing					Receiving					W/L	Score
			Att	Yds	Avg	Lg	TD	No	Yds	Avg	Lg	TD		
12/23	at Baltimore	S	24	127	5.3	19	0	2	12	6	7	0	L	0-16
12/30	Pittsburgh	S	21	91	4.3	30	0	0	0	0	0	0	W	26-23
01/06	at Tennessee	S	22	87	4.0	34t	2	3	27	9	16	0	W	23-21
2001 Totals		16/16	340	1315	3.9	96t	10	34	228	6.7	17	3		6-10
2002	Opponent	P/S	Rushing					Receiving					W/L	Score
			Att	Yds	Avg	Lg	TD	No	Yds	Avg	Lg	TD		
09/08	San Diego	S	9	10	1.1	5	0	3	22	7.3	14	0	L	6-34
09/15	at Cleveland	S	22	108	4.9	14	0	8	67	8.4	14	0	L	7-20
09/22	at Atlanta	S	18	66	3.7	9	0	3	15	5	9	0	L	3-30
09/29	Tampa Bay	S	21	59	2.8	9	0	0	0	0	0	0	L	7-35
10/06	at Indianapolis	S	23	164	7.1	67t	2	6	21	3.5	10	0	L	21-28
10/13	Pittsburgh	S	17	57	3.4	11	1	2	19	9.5	11	0	L	7-34
10/27	Tennessee	S	30	138	4.6	31	1	0	0	0	0	0	L	20-30
11/03	at Houston	S	22	92	4.2	12	0	0	0	0	0	0	W	38-3
11/10	at Baltimore	S	21	102	4.9	19	0	5	48	9.6	19	0	L	27-38
11/17	Cleveland	S	19	92	4.8	27	0	2	18	9	14	0	L	20-27
11/24	at Pittsburgh	S	19	60	3.2	10t	2	1	5	5	5	0	L	21-29
12/01	Baltimore	S	23	70	3.0	10	1	6	28	4.7	8	0	L	23-27
12/08	at Carolina	S	18	55	3.1	17	0	4	30	7.5	16	0	L	31-52
12/15	Jacksonville	S	21	59	2.8	16	0	0	0	0	0	0	L	15-29
12/22	New Orleans	S	18	126	7.0	26	0	1	16	16	16	0	W	20-13
12/29	at Buffalo	S	13	53	4.1	15	0	2	9	4.5	7	0	L	9-27
2002 Totals		16/16	314	1311	4.2	67t	7	43	298	6.9	19	0		2-14
2003	Opponent	P/S	Rushing					Receiving					W/L	Score
			Att	Yds	Avg	Lg	TD	No	Yds	Avg	Lg	TD		
09/07	Denver	S	14	34	2.4	7	0	2	7	3.5	5	0	L	10-30
09/14	at Oakland	S	19	84	4.4	18	1	1	6	6	6	0	L	20-23
09/21	Pittsburgh	S	7	26	3.7	8	0	0	0	0	0	0	L	10-17
09/28	at Cleveland	S	4	20	5.0	8	0	0	0	0	0	0	W	21-14
10/05	at Buffalo		INACTIVE					INACTIVE					L	16-22
10/19	Baltimore	S	18	39	2.2	9	1	2	16	8	14	0	W	34-26
10/26	Seattle		INACTIVE					INACTIVE					W	27-24
11/02	at Arizona	S	7	5	0.7	4	0	1	8	8	8	0	L	14-17
11/09	Houston		INACTIVE					INACTIVE					W	34-27
11/16	Kansas City	P	6	21	3.5	10	0	2	15	7.5	9	0	W	24-19
11/23	at San Diego	P	18	108	6.0	39	0	1	5	5	5	0	W	34-27
11/30	at Pittsburgh	S	10	48	4.8	13	0	1	3	3	3	0	W	24-20
12/07	at Baltimore	S	11	45	4.1	14	0	0	0	0	0	0	L	13-31
12/14	San Francisco	S	9	24	2.7	7	0	0	0	0	0	0	W	41-38
12/21	at St. Louis	S	7	37	5.3	22	0	0	0	0	0	0	L	10-27
12/28	Cleveland	S	8	50	6.3	21	0	1	11	11	11	0	L	14-22
2003 Totals		13/11	138	541	3.9	39	2	11	71	6.5	14	0		8-8
2004	Opponent	P/S	Rushing					Receiving					W/L	Score
			Att	Yds	Avg	Lg	TD	No	Yds	Avg	Lg	TD		
09/09	Indianapolis	P	15	86	5.7	38	0	-	-	-	-	-	W	27-24
09/19	at Arizona	S	32	158	4.9	17	0	1	-1	-1.0	-1	0	W	23-12
10/03	at Buffalo	S	19	79	4.2	19	1	3	23	7.7	13	0	W	31-17
10/10	Miami	S	18	94	5.2	36	0	-	-	-	-	-	W	24-10
10/17	Seattle	S	23	105	4.6	15	2	2	6	3.0	4	0	W	30-20
10/24	N.Y. Jets	S	22	115	5.2	44	0	-	-	-	-	-	W	13-7
10/31	at Pittsburgh		INACTIVE					INACTIVE					L	20-34
11/07	at St. Louis	S	25	112	4.5	17	1	2	19	9.5	14	0	W	40-22
11/14	Buffalo	S	26	151	5.8	30	0	1	5	5.0	5	0	W	29-6
11/22	at Kansas City	S	26	98	3.8	18	2	1	20	20.0	20	0	W	27-19
11/28	Baltimore	S	30	123	4.1	18	1	-	-	-	-	-	W	24-3
12/05	at Cleveland	S	18	100	5.6	21	2	-	-	-	-	-	W	42-15
12/12	Cincinnati	S	22	88	4.0	16	1	-	-	-	-	-	W	35-28
12/20	at Miami	S	26	121	4.7	20	1	2	1	0.5	2t	1	L	28-29
12/26	at N.Y. Jets	S	29	89	3.1	9	0	2	12	6.0	7	0	W	23-7
01/02	San Francisco	S	14	116	8.3	29	1	1	18	18.0	18	0	W	21-7
2004 Totals		15/14	345	1635	4.7	44	12	15	103	6.9	20	1		14-2
01/16	Indianapolis	S	23	144	6.3	42	0	5	17	3.4	9	0	W	20-3
01/23	at Pittsburgh	S	24	73	3.0	25t	1	1	5	5.0	5	0	W	41-27
02/06	* Philadelphia	S	18	75	4.2	25	1	3	31	10.3	16	0	W	24-21
Postseason Totals		3/3	65	292	4.5	42	2	9	53	5.9	9	0		3-0



TIM DWIGHT

WIDE RECEIVER



5-8 ★ 180 lbs. ★ Born 7/13/75 ★ Exp (NFL/Patriots): 8/1
GP/GS (Playoffs): 85/28 (4/0) ★ Acq: FA(SD)-05 ★ Iowa ★ Iowa City, Iowa

CAREER TRANSACTIONS

Tim Dwight was signed by the New England Patriots as a free agent on March 13, 2004 ... Originally drafted by the Atlanta Falcons in the fourth round (114th overall) of the 1998 NFL Draft ... Traded by Atlanta to the San Diego Chargers (04/20/01) as a part of a package that sent the first overall pick in the 2001 NFL Draft (Michael Vick) to the Falcons.

CAREER HIGHLIGHTS

Career GP/GS: 85/28 (4/0)

★ Dwight enters the 2005 season as the only active NFL player to have scored multiple touchdowns in each of the following four categories: receiving (14), rushing (3), punt returns (3) and kickoff returns (2).

★ Dwight has been an extremely versatile player throughout his career, entering the 2005 campaign having recorded 153 career receptions (for 2,422 yards), 130 career punt returns (for 1,300 yards) and 192 career kick returns (for 4,473 yards).

★ Dwight has recorded seven touchdown plays of more than 50 yards and five touchdowns of more than 70 yards. He has produced long scores via receptions (52 yards, 60 yards), punt returns (70, 70, 84) and kickoff returns (87, 93).

★ In 2004, Dwight led all San Diego kick returners with a career high 50 returns for 1,222 yards, including his second career kick return for a touchdown, an 87-yard scamper against the N.Y. Jets (9/19/04).

★ Dwight set multiple career highs in receiving categories in 2002, when he started 14 of 16 games at wide receiver for the Chargers. That season, he set personal bests with 50 catches and 623 yards.

★ Dwight set a career high with nine total touchdowns in 1999. He distributed them among receptions (7), rushes (1) and punt returns (1).

★ Dwight turned in one of the biggest plays of his career as a rookie for the Atlanta Falcons in Super Bowl XXXIII. In that game against the Denver Broncos, he returned a kickoff 94 yards for a touchdown, recording the fourth longest kickoff return in Super Bowl history.

SEASONAL REVIEWS

2004 (12/0- San Diego): Played in 12 games for the Chargers, accumulating 1,222 yards on 50 kickoff returns with one touchdown. **N.Y. Jets (9/19):** Gave the Chargers a spark with an 87-yard kickoff return

for touchdown ... It was his third career kickoff return for a touchdown and his first since Super Bowl XXXIII ... It was the Chargers first touchdown on a kickoff since Nov. 8, 2001 ... Finished the game with a 29.9-yard average on seven kickoff returns. **Oakland (10/31):** Caught his first touchdown pass of the season from 23 yards out. Notched a 50-yard kickoff return to open the second half to help set up a touchdown pass to Antonio Gates. Tied for the team high with two special teams tackles. **New Orleans (11/7):** Had a career-long 48-yard run on a reverse that helped set up a first-quarter touchdown. **N.Y. Jets (1/8):** Handled five kickoff returns for a 17.0-yard average in the Chargers' Wild Card Playoff game.

2003 (9/3- San Diego): Played in nine games and started three for the Chargers ... Averaged 13.8 yards on 14 receptions on the season ... Registered 22 kickoff returns for 488 yards. **Kansas City (9/11):** Averaged a season high 25.8 yards on four kickoff returns. **Denver (9/14):** Accounted for a season-high 174 all-purpose yards, including 28 yards rushing, 19 yards receiving and 127 yards on kickoff returns ... His 28 rushing yards on two carries against the Broncos was a season high. **Minnesota (11/9):** Registered a season-high 48 yards receiving while tying his season high with three catches, including a season-long 32-yard catch on the Chargers' final touchdown drive. **Cincinnati (11/23):** Inactive before being placed on Injured Reserve on Nov. 26.

2002 (16/14- San Diego): Played in all 16 games and started 14 for the Chargers ... Registered a career-high 50 catches for 623 yards on the season. **Cincinnati (9/8):** Registered a 20-yard rush on a reverse against the Bengals. **Houston (9/15):** Notched his second consecutive 20-yard run on a reverse.

Kansas City (10/13): Scored his first two touchdowns of the season ... Scored a 19-yard touchdown on a reverse on the first series of the game and caught an 11-yard touchdown pass in the fourth quarter ... Registered two rushes against the Chiefs for career-best 37 yards. **Oakland (10/20):** Led the team with 75 yards receiving on four catches ... Caught passes of 25 and 11 yards on successive third-and-10 plays to set up a touchdown on the Chargers' game-winning drive in

overtime. **San Francisco (11/17):** Matched his then season high with five catches for 64 yards, including a 7-yard catch on fourth down during the Chargers'

EXTRA POINTS

● In his hometown of Iowa City, Tim owns his own yoga studio and at his alma mater, the University of Iowa, he owns an on-campus convenience store.

● For the last three years, Tim has hosted football camps in Iowa City to help support the Holden Comprehensive Cancer Center at the Children's Hospital of Iowa and the Tim Dwight Scholarship Fund, which provides scholarships for high school students throughout Iowa.

game-tying drive late in the fourth quarter and a 19-yard catch on third down on the game-winning drive in overtime. **Oakland (12/8)**: Notched a season-long 37-yard punt return. **Buffalo (12/15)**: Led the team with five catches for 81 yards, including a season-long 42-yard catch. **Kansas City (12/22)**: Turned in a solid effort with a season-high six catches for 63 yards and one touchdown ... Notched three punt returns for a season-high 70 yards.

2001 (10/2- San Diego): Registered 406 yards on 36 receptions on the season. **Redskins (9/9)**: Named the AFC Special Teams Player of the Week after registering an 84-yard punt return for a touchdown, which tied for the sixth-longest punt return in team history. **Dallas (9/23)**: Scored his first rushing touchdown of the season and second of his career on a career-long 16-yard run ... Also notched a career-long 78-yard catch and run against the Cowboys. **Seattle (12/2)**: Led the team with five catches for 59 yards.

2000 (14/1- Atlanta): Led Atlanta with a 15.6 yards per catch average on the season. **Denver (9/10)**: Amassed a career-high 264 all-purpose yards with six kickoff returns for 149 yards, three punt returns for 50 yards, two catches for 60 yards and two rushes for five yards. **Philadelphia (10/1)**: Tied his career long with a 70-yard punt return for touchdown. **New Orleans (10/22)**: Caught a 52-yard touchdown pass, the Falcons longest scoring pass play of the season.

1999 (12/8- Atlanta): Led the Falcons with seven touchdown catches and nine total touchdowns ... His average of 20.9 yards per catch was the second-highest single-season total in team history. **Dallas (9/20)**: Caught a 45-yard touchdown pass. **Carolina (10/31)**: Recorded his first career two-touchdown game with 35-yard and 4-yard scoring catches. **Tampa Bay (11/21)**: Scored his first career rushing touchdown on an 8-yard carry. **Carolina (11/28)**: Had his first career 100-yard receiving game with five catches for 102 yards. **New Orleans (12/5)**: Snagged a 48-yard touchdown catch. **San Francisco (1/3)**: Racked up a career-high seven catches for 162 receiving yards, including a 4-yard touchdown and a career-long 60-yard score ... Added a 70-yard punt return for a touchdown ... Named NFC Special Teams Player of Week.

1998 (12/0 Atlanta): Excelled on kickoff and punt returns, totaling 973 yards and one touchdown on 36 kickoff returns and 263 yards on 31 punt returns. **Carolina (9/6)**: Caught a 44-yard touchdown pass in his first career game. **Carolina (10/4)**: Returned a kickoff 93 yards for a touchdown, earning NFC Special Teams Player of the Week honors. **San Francisco (1/9)**: Set a Falcons playoff record for longest punt return with a 36-yard return in the divisional playoff game. **Denver (1/31)**: Capped off an outstanding rookie season with 94-yard kickoff return for touchdown in Super Bowl XXXIII, the fourth-longest return in Super Bowl history ... His 210 kickoff return yards versus the Broncos was the fourth-most in Super Bowl history.

COLLEGE

Finished seventh in Heisman Trophy balloting in 1997 ... Was a consensus All-America selection by the Associated Press, the American Football Coaches Association, *The Sporting News*, and the Football Writers Association ... Led the nation with a 19.3-yard punt return average in 1997 ... Set the Big Ten Conference career record with five punt returns for touchdowns and tied the single-season mark with three in 1997 ... Led the conference in punt returns in three of four seasons and finished his career as the conference's career leader in punt return yards ... Iowa's all-time leader with 2,271 receiving yards and ranks third with 32 touchdowns and 139 catches ... Was the only player in Iowa history to surpass 1,000 career yards in receiving, punt returns and kickoff returns ... Lettered three years in track and field competing in sprints and long jump ... Captured titles in the 100 meters, 400 and 1,600 meter relays ... Named "Athlete of the Meet" in the 1999 Big Ten Championships ... Earned a degree in sports management.

PERSONAL

Tim Dwight was born July 13, 1975 in Iowa City, Iowa ... An All-America selection at Iowa City High school ... Named the 1993 Gatorade Circle of Champions Player of Year ... The first athlete to earn Mississippi Valley Conference Player of the Year honors ... Led his high school to the Class 4A state title as senior after rushing for a state-record 43 touchdowns ... Excelled in track, winning 15 conference titles as his team won three consecutive state championships ... One of three prep athletes to win four consecutive state titles in one event (200 meters) ... Named the Gatorade Iowa Track Athlete of the Year in 1992-93.

SINGLE-GAME CAREER HIGHS

Receiving

Receptions:	7	vs. San Francisco (01/03/00)
Yards:	162	vs. San Francisco (01/03/00)
Average (min. 4 rec.):	23.1	vs. San Francisco (01/03/00)
Long:	78	at Dallas (09/23/01)
Touchdowns:	2	vs. San Francisco (01/03/00) vs. Carolina (10/31/99)

Punt Returns

Returns:	8	at Detroit (11/12/00)
Yards:	102	vs. Washington (09/09/01)
Long:	84	vs. Washington (09/09/01)
Touchdowns:	1	vs. Washington (09/09/01)

Kickoff Returns

Returns:	7	vs. N.Y. Jets (09/19/04)
Yards:	209	vs. N.Y. Jets (09/19/04)
Long:	87t	vs. N.Y. Jets (09/19/04)
Touchdowns:	1	vs. N.Y. Jets (09/19/04)

TIM DWIGHT

Pos: WR Ht: 5-8 Wt: 180 Year: 8th Acq: FA(SD)-05 College: Iowa Born: 7/13/75

Regular Season			Receiving					Rushing					Punt Returns					Kick Returns						
Year	Team	P/S	No	Yds	Avg	Lg	TD	No	Yds	Avg	Lg	TD	No	FC	Yds	Avg	Lg	TD	No	Yds	Avg	Lg	TD	
1998	Falcons	12/0	4	94	23.5	44t	1	8	19	2.4	7	0	31	13	263	8.5	23	0	36	973	27.0	93t	1	
1999	Falcons	12/8	32	669	20.9	60t	7	5	28	5.6	9	1	20	12	220	11.0	70t	1	44	944	21.5	40	0	
2000	Falcons	14/1	26	406	15.6	52t	3	5	8	1.6	5	0	33	17	309	9.4	70t	1	32	680	21.3	48	0	
2001	Chargers	10/2	25	406	16.2	78	0	2	24	12.0	16t	1	24	12	271	11.3	84t	1	0	0	-	-	0	
2002	Chargers	16/14	50	623	12.5	42	2	12	108	9.0	20	1	19	11	231	12.2	37	0	8	166	20.8	26	0	
2003	Chargers	9/3	14	193	13.8	32	0	9	88	9.8	20	0	2	2	0	0	2	0	22	488	22.2	32	0	
2004	Chargers	12/0	2	31	15.5	23t	1	4	54	13.5	48	0	1	5	6	6.0	6	0	50	1222	24.4	87t	1	
Totals-7 Years			85/28	153	2422	15.8	78	14	45	329	7.3	48	3	130	72	1300	10.0	84t	3	192	4473	23.3	93t	2
Postseason			Receiving					Rushing					Punt Returns					Kick Returns						
Year	Team	P/S	No	Yds	Avg	Lg	TD	No	Yds	Avg	Lg	TD	No	FC	Yds	Avg	Lg	TD	No	Yds	Avg	Lg	TD	
1998	Falcons	3/0	0	0	0.0	0	0	4	33	8.3	21	0	5	0	75	15.0	36	0	10	343	34.3	94t	1	
2004	Chargers	1/0	0	0	0.0	0	0	0	0	0	0	0	0	0	0	0.0	0	0	5	85	17.0	25	0	
Totals-2 Years			4/0	0	0	0.0	0	4	33	8.3	21	0	5	0	75	15.0	36	0	15	428	28.5	94t	1	

DWIGHT'S CAREER GAME BY GAME

			RECEIVING					RUSHING					KICK RETURNS					PUNT RETURNS						
1998	Opponent	P/S	No	Yds	Avg	Lg	TD	No	Yds	Avg	Lg	TD	No	Yds	Avg	Lg	TD	No	FC	Yds	Avg	Lg	TD	
09/06	at Carolina	p	1	44	44.0	44t	1	0	0	-	-	0	3	70	23.3	31	0	1	1	0	0.0	0	0	
09/13	Philadelphia	p	0	0	-	-	0	0	0	-	-	0	1	36	36.0	36	0	3	0	24	8.0	11	0	
09/27	at San Francisco	p	0	0	-	-	0	3	12	4.0	7	0	6	127	21.2	26	0	3	1	36	12.0	13	0	
10/04	Carolina	p	0	0	-	-	0	2	7	3.5	6	0	4	169	42.3	93t	1	0	3	0	-	-	0	
10/11	at N.Y. Giants	p	1	21	21.0	21	0	1	-1	-1.0	-1	0	4	89	22.3	27	0	5	2	46	9.2	19	0	
10/18	New Orleans	p	0	0	-	-	0	1	4	4.0	4	0	4	88	22.0	28	0	3	0	16	5.3	9	0	
10/25	at N.Y. Jets	p	1	20	20.0	20	0	1	-3	-3.0	-3	0	2	56	28.0	30	0	1	1	10	10.0	10	0	
11/01	at St. Louis	p	1	9	9.0	9	0	0	0	-	-	0	2	40	20.0	21	0	7	1	75	10.7	23	0	
11/08	at New England											Inactive												
11/15	San Francisco											Inactive												
11/22	Chicago											Inactive												
11/29	at St. Louis											Inactive												
12/06	Indianapolis	p	0	0	-	-	0	0	0	-	-	0	3	88	29.3	33	0	3	0	29	9.7	16	0	
12/13	at New Orleans	p	0	0	-	-	0	0	0	-	-	0	2	57	28.5	33	0	2	1	5	2.5	7	0	
12/20	at Detroit	p	0	0	-	-	0	0	0	-	-	0	2	67	33.5	38	0	2	3	11	5.5	8	0	
12/27	Miami	p	0	0	-	-	0	0	0	-	-	0	3	86	28.7	34	0	1	0	11	11.0	11	0	
1998 Totals			12/0	4	94	23.5	44t	1	8	19	2.4	7	0	36	973	27.0	93t	1	31	13	263	8.5	23	0
01/09	San Francisco	p	0	0	-	-	0	0	0	-	-	0	1	23	23.0	23	0	3	1	40	13.3	36	0	
01/17	at Minnesota	p	0	0	-	-	0	3	28	9.3	21	0	4	110	27.5	29	0	2	1	35	17.5	27	0	
01/31	Denver	p	0	0	-	-	0	1	5	5.0	5	0	5	210	42.0	94t	1	0	1	0	-	-	0	
1998 Postseason			3/0	0	0	-	0	4	33	8.3	21	0	10	343	34.3	94t	1	5	3	75	15.0	36	0	

DWIGHT'S CAREER GAME BY GAME (CONT.)

		RECEIVING						RUSHING						KICK RETURNS						PUNT RETURNS					
1999	Opponent	P/S	No	Yds	Avg	Lg	TD	No	Yds	Avg	Lg	TD	No	Yds	Avg	Lg	TD	No	FC	Yds	Avg	Lg	TD		
09/12	Minnesota	p	0	0	-	-	0	0	0	-	-	0	3	67	22.3	27	0	0	1	0	-	-	0		
09/20	at Dallas	p	1	45	45	45t	1	0	0	-	-	0	3	50	16.7	19	0	1	2	4	4.0	4	0		
09/26	at St. Louis																								
10/03	Baltimore																								
10/10	at New Orleans	p	0	0	-	-	0						4	69	17.3	22	0	2	2	-5	-2.5	0	0		
10/17	St. Louis	p	2	56	28.0	46	0	1	9	9.0	9	0	7	157	22.4	37	0	1	0	17	17.0	17	0		
10/25	at Pittsburgh	S	3	44	14.7	27	0	2	8	4.0	4	0	3	61	20.3	28	0	2	1	15	7.5	15	0		
10/31	Carolina	S	3	61	20.3	35t	2	0	0	-	-	0	4	100	25.0	40	0	1	1	11	11.0	11	0		
11/07	Jacksonville	S	2	47	23.5	30	1	0	0	-	-	0	6	142	23.7	28	0	2	1	27	13.5	17	0		
11/21	at Tampa Bay	S	4	20	5.0	10	0	1	8	8.0	8t	1	5	102	20.4	32	0	3	0	31	10.3	26	0		
11/28	at Carolina	S	5	102	20.4	58	0	1	3	3.0	8	0	6	115	19.2	26	0	2	2	15	7.5	8	0		
12/05	New Orleans	S	2	80	40.0	48t	1	0	0	-	-	0	3	81	27.0	29	0	1	2	5	5.0	5	0		
12/12	at San Francisco																								
12/19	at Tennessee																								
12/26	Arizona	S	3	52	17.3	29	0	0	0	-	-	0	0	0	-	-	0	3	0	21	7.0	8	0		
01/03	San Francisco	S	7	162	23.1	60t	2	0	0	-	-	0	0	0	-	-	0	2	0	79	39.5	70t	1		
1999 Totals			12/8	32	669	20.9	60t	7	5	28	5.6	9	1	44	944	21.5	40	0	20	12	220	11.0	70t	1	
		RECEIVING						RUSHING						KICK RETURNS						PUNT RETURNS					
2000	Opponent	P/S	No	Yds	Avg	Lg	TD	No	Yds	Avg	Lg	TD	No	Yds	Avg	Lg	TD	No	FC	Yds	Avg	Lg	TD		
09/03	San Francisco	p	0	0	-	-	0	0	0	-	-	0	3	74	24.7	48	0	2	2	21	10.5	15	0		
09/10	at Denver	p	2	60	30.0	35t	1	2	5	2.5	5	0	6	149	24.8	31	0	3	0	50	16.7	25	0		
09/17	at Carolina																								
09/24	St. Louis																								
10/01	at Philadelphia	p	3	55	18.3	25	0	0	0	-	-	0	5	102	20.4	33	0	3	0	85	28.3	70t	1		
10/08	N.Y. Giants	S	1	1	1.0	1	0	2	1	0.5	2	0	2	50	25.0	35	0	2	2	-2	-1.0	0	0		
10/15	at St. Louis	p	3	35	11.7	16t	1	0	0	-	-	0	3	56	18.7	22	0	0	1	0	-	0	0		
10/22	New Orleans	p	3	85	28.3	52t	1	0	0	-	-	0	0	0	-	-	0	0	3	0	-	-	0		
10/29	Carolina	p	3	37	12.3	16	0	0	0	-	-	0	0	0	-	-	0	3	0	23	7.7	11	0		
11/05	Tampa Bay	p	3	41	13.7	20	0	0	0	-	-	0	3	39	13.0	22	0	4	0	33	8.3	12	0		
11/12	at Detroit	p	2	27	13.5	16	0	0	0	-	-	0	4	85	21.3	35	0	8	1	34	4.3	13	0		
11/19	at San Francisco	p	2	29	14.5	19	0	1	2	2.0	2	0	0	0	0	-	-	2	2	26	13.0	13	0		
11/26	at Oakland	p	2	-1	-0.5	4	0	0	0	-	-	0	0	0	-	-	0	1	0	0	0	0	0		
12/03	Seattle	p	2	37	18.5	26	0	0	0	-	-	0	1	20	20.0	20	0	0	2	0	-	-	0		
12/17	at New Orleans	p	0	0	-	-	0	0	0	-	-	0	3	58	19.3	21	0	2	2	16	8.0	9	0		
12/24	Kansas City	p	0	0	-	-	0	0	0	-	-	0	2	47	23.5	32	0	3	2	23	7.7	17	0		
2000 Totals			14/1	26	406	15.6	52t	3	5	8	1.6	5	0	32	680	21.3	48	0	33	17	309	9.4	70t	1	
		RECEIVING						RUSHING						KICK RETURNS						PUNT RETURNS					
2001	Opponent	P/S	No	Yds	Avg	Lg	TD	No	Yds	Avg	Lg	TD	No	Yds	Avg	Lg	TD	No	FC	Yds	Avg	Lg	TD		
09/09	Washington	p	2	31	15.5	17	0	0	0	-	-	0	0	0	-	-	0	4	1	102	25.5	84t	1		
09/23	at Dallas	p	2	88	44.0	78	0	1	16	16.0	16t	1	0	0	-	-	0	1	3	-2	-2.0	-2	0		
09/30	Cincinnati	p	1	7	7.0	7	0	0	0	-	-	0	0	0	-	-	0	4	1	24	6.0	7	0		
10/07	at Cleveland	p	1	8	8.0	8	0	1	8	8.0	8	0	0	0	-	-	0	4	1	19	4.8	14	0		
10/14	at New England	S	3	54	18.0	25	0	0	0	-	-	0	0	0	-	-	0	1	0	26	26.0	26	0		
10/21	Denver	S	3	33	11.0	11	0	0	0	-	-	0	0	0	-	-	0	4	0	47	11.8	13	0		
10/28	Buffalo	p	2	32	16.0	27	0	0	0	-	-	0	0	0	-	-	0	0	2	0	-	-	0		
11/04	Kansas City	p	2	43	21.5	24	0	0	0	-	-	0	0	0	-	-	0	2	2	7	3.5	5	0		
11/11	at Denver																								
11/18	at Oakland																								
11/25	Arizona																								
12/02	at Seattle	p	5	59	11.8	18	0	0	0	-	-	0	0	0	-	-	0	0	0	0	-	-	0		
12/09	at Philadelphia	p	4	51	12.8	29	0	0	0	-	-	0	0	0	-	-	0	4	2	48	12.0	20	0		
12/15	Oakland																								
12/23	at Kansas City																								
12/30	Seattle																								
2001 Totals			10/2	25	406	16.2	78	0	2	24	12.0	16t	1	0	0	0.0	0	0	24	12	271	11.3	84t	1	

DWIGHT'S CAREER GAME BY GAME (CONT.)

		RECEIVING				RUSHING				KICK RETURNS				PUNT RETURNS			
2002	Opponent	P/S	No	Yds	Avg	Lg	TD	No	Yds	Avg	Lg	TD	No	Yds	Avg	Lg	TD
09/08	at Cincinnati	S	3	45	15.0	24	0	1	20	20.0	20	0	0	0	-	-	0
09/15	Houston	S	0	0	-	-	0	1	20	20.0	20	0	0	0	-	-	0
09/22	at Arizona	S	1	16	16.0	16	0	2	3	1.5	2	0	0	0	-	-	0
09/29	New England	S	1	11	11.0	11	0	0	0	-	-	0	0	0	-	-	0
10/06	at Denver	S	5	68	13.6	30	0	0	0	-	-	0	0	0	-	-	0
10/13	Kansas City	S	5	39	7.8	11	1	2	37	18.5	19	1	0	0	-	-	0
10/20	at Oakland	S	4	75	18.8	31	0	1	19	19.0	19	0	0	0	-	-	0
11/03	N.Y. Jets	S	1	8	8.0	8	0	0	0	-	-	0	0	0	-	-	0
11/10	at St. Louis	S	4	53	13.3	26	0	1	-3	-3.0	-3	0	0	0	-	-	0
11/17	San Francisco	S	5	64	12.8	23	0	1	2	2.0	2	0	0	0	-	-	0
11/24	at Miami	S	2	12	6.0	9	0	0	0	-	-	0	0	0	-	-	0
12/01	Denver	p	1	18	18.0	18	0	0	0	-	-	0	2	1	28	14.0	23
12/08	Oakland	S	3	26	8.7	14	0	1	2	2.0	2	0	0	0	-	-	0
12/15	at Buffalo	S	5	81	16.2	42	0	1	0	0.0	0	0	0	0	-	-	0
12/22	at Kansas City	p	6	63	10.5	24	1	0	0	-	-	4	73	18.3	26	0	3
12/29	Seattle	S	4	44	11.0	20	0	1	8	8.0	8	0	4	93	23.3	26	0
2002 Totals		16/14	50	623	12.5	42	2	12	108	9.0	20	1	8	166	20.8	26	0
		RECEIVING				RUSHING				KICK RETURNS				PUNT RETURNS			
2003	Opponent	P/S	No	Yds	Avg	Lg	TD	No	Yds	Avg	Lg	TD	No	Yds	Avg	Lg	TD
09/07	at Kansas City	p	2	23	11.5	14	0	0	0	-	-	0	4	103	25.8	32	0
09/14	Denver	S	2	19	9.5	10	0	2	28	14.0	20	0	6	127	21.2	31	0
09/21	Baltimore	S	3	33	11.0	17	0	1	9	9.0	9	0	2	42	21.0	24	0
09/28	at Oakland								Inactive								
10/05	at Jacksonville	p	2	31	15.5	22	0	1	5	5.0	5	0	0	0	-	-	0
10/19	at Cleveland	p	1	17	17.0	17	0	1	6	6.0	6	0	4	82	20.5	26	0
10/27	Miami	S	0	0	-	-	0	2	14	7.0	9	0	4	98	24.5	27	0
11/02	at Chicago	p	1	22	22.0	22	0	0	0	-	-	0	2	36	18.0	21	0
11/09	Minnesota	p	3	48	16.0	32	0	2	26	13.0	18	0	0	0	-	-	0
11/16	at Denver	p	0	0	-	-	0	0	0	-	-	0	0	0	-	-	0
11/23	Cincinnati								Inactive								
11/30	Kansas City								Inactive								
12/07	at Detroit								Inactive								
12/14	Green Bay								Inactive								
12/21	at Pittsburgh								Inactive								
12/28	Oakland								Inactive								
2003 Totals		9/3	14	193	13.8	32	0	9	88	9.8	20	0	22	488	22.2	32	0
		RECEIVING				RUSHING				KICK RETURNS				PUNT RETURNS			
2004	Opponent	P/S	No	Yds	Avg	Lg	TD	No	Yds	Avg	Lg	TD	No	Yds	Avg	Lg	TD
09/12	at Houston								Inactive								
09/19	N.Y. Jets	p	0	0	-	-	0	0	0	-	-	0	7	209	29.9	87	1
09/26	at Denver	p	1	8	8.0	8	0	1	4	4.0	4	0	6	156	26.0	38	0
10/03	Tennessee	p	0	0	-	-	0	0	0	-	-	0	2	42	21.0	27	0
10/10	Jacksonville	p	0	0	-	-	0	0	0	-	-	0	4	93	23.3	28	0
10/17	at Atlanta	p	0	0	-	-	0	2	2	1.0	4	0	4	103	25.8	32	0
10/24	at Carolina	p	0	0	-	-	0	0	0	-	-	0	3	80	26.7	28	0
10/31	Oakland	p	1	23	23.0	23	1	0	0	-	-	0	2	71	35.5	50	0
11/07	New Orleans	p	0	0	-	-	0	1	48	48.0	48	0	4	77	19.3	22	0
11/21	at	p	0	0	-	-	0	0	0	-	-	0	3	64	21.3	26	0
11/28	at Kansas City	p	0	0	-	-	0	0	0	-	-	0	6	135	22.5	26	0
12/05	Denver	p	0	0	-	-	0	0	0	-	-	0	4	88	22.0	25	0
12/12	Tampa Bay								Inactive								
12/19	at Cleveland								Inactive								
12/26	at Indianapolis	p	0	0	-	-	0	0	0	-	-	0	5	104	20.8	27	0
01/02	Kansas City								Inactive								
2004 Totals		12/0	2	31	15.5	23	1	4	54	13.5	48	0	50	1222	24.4	87	1
01/08	N.Y. Jets	p	0	0	-	-	0	0	0	-	-	0	5	85	17.0	25	0
2004 Postseason		1/0	0	0	-	-	0	0	0	-	-	0	5	85	17.0	25	0



ANTUAN EDWARDS

SAFETY

42

6-1 ★ 210 lbs ★ Born 5/26/77 ★ Years NFL/Patriots: 7/1
GP/GS (Playoffs): 68/31 (3/2) ★ Acq: FA-05 ★ Clemson ★ Starkville, Miss.

CAREER TRANSACTIONS

Antuan Edwards was signed by the Patriots as an unrestricted free agent on June 6, 2005 ... Originally drafted by the Green Bay Packers in the first round (25th overall) of the 1999 NFL Draft ... Signed as an unrestricted free agent with the Miami Dolphins (04/12/04) ... Waived by the Dolphins (11/10/04) ... Claimed off waivers by the St. Louis Rams (11/11/04).

CAREER HIGHLIGHTS

Career GP/GS: 68/31 (3/2)

★ Edwards set multiple career highs, recording personal bests with 13 starts, 65 tackles and 10 passes defended while splitting time with the Miami Dolphins and the St. Louis Rams in 2004.

★ In 2003, Edwards started all 10 games in which he appeared for the Packers, including nine at strong safety and one at free safety. He amassed 50 total tackles, a sack, an interception and six passes defended.

★ Edwards played in all 16 games, including one start, in his rookie season. He tallied 30 total tackles, a career-high four interceptions, including one for a touchdown, and six passes defended.

★ Edwards recorded his first career NFL interception against Minnesota on Sept. 26, 1999. He picked off a Randall Cunningham pass and returned it 26 yards for a score.

SEASONAL REVIEWS

2004 (14/13, 2/2 – Miami/St. Louis): Split time with Miami and St. Louis and saw action in 14 games with 13 starts ... Recorded career-highs with 65 tackles (47 solo) and 10 passes defended ... Started all eight games in which he appeared for the Dolphins ... Notched 36 tackles (24 solo), a sack, a forced fumble and six passes defended with Miami. **Cincinnati (9/19):** Led the defensive backs with nine tackles, including a sack and two passes defended. **Buffalo (10/17):** Tied a career-high with 10 tackles. **Arizona (12/19):** Led the team with 10 tackles (6 solo) and one pass defended. **Seattle (1/8):** Started at safety and made four tackles (3 solo) and one pass defended in the wild card playoff victory. **Atlanta (1/15):** Finished second on the team with 10 tackles (7 solo) and one pass defended in the divisional playoff.

2003 (10/10 – Green Bay): Started all 10 games in

which he played for the Packers, including nine at strong safety and one at free safety ... Amassed 50 tackles (42 solo), a sack, an interception and six passes defended ... After making each of his first nine starts of the year at strong safety, moved to free safety for Thanksgiving Day game at Detroit (11/27) ... Was placed on injured reserve on December 6, causing him to miss each of the final four regular season games and both of the Packers' playoff contests. **Minnesota (11/2):** Tallied a season-best nine tackles. **San Francisco (11/23):** Turned in his top performance of the year in a 20-10 win over the 49ers ... Dropped Terrell Owens for a four-yard loss on a reverse on a third-down play midway through the third quarter ... Sacked Tim Rattay on third down on the following series ... Intercepted a Rattay pass at the Packers' 43 with 6:14 to play, preserving Green Bay's victory.

2002 (12/4, 1/0 – Green Bay): Started four of the 12 games in which he played at strong safety ... Posted 39 tackles (25 solo), a sack, a fumble recovery and a forced fumble ... Contributed six stops on special teams. **Atlanta (9/8):** Recorded a career-high 10 tackles in season-opening win, including a forced fumble and a sack of Falcons signal caller Michael Vick. **New Orleans (9/15):** Collected nine stops against the Saints. **Detroit (9/22):** Sustained a fractured right forearm and was inactive for each of the next four games. **Miami (11/4):** Returned to action in a reserve role in the Monday night game and tallied three tackles. **Chicago (12/1):** Recovered a Dez White fumble that led to a Packers' touchdown in 30-20 win. **Atlanta (1/4):** Saw action in a reserve role in first round playoff game and came up with two tackles.

2001 (3/0 – Green Bay): Saw action in just three games, all in a reserve role ... Notched two solo tackles and a pass defended, while adding three stops on special teams. **Carolina (9/30):** Recovered a fumble on the opening kickoff of the second half, leading to a Packers' touchdown in Green Bay's 28-7 win ... Sustained a knee injury while on punt coverage ... Was placed on injured reserve on Oct. 3, 2001.

2000 (13/3 – Green Bay): Started three of the 13 games in which he played, all at left cornerback ... Registered 25 tackles (21 solo), two interceptions and nine passes defended ... Added five stops on special teams ... Was inactive for four contests. **Tampa Bay (11/12):**

EXTRA POINTS

● In 2003, Antuan started a foundation that benefits lung disease research in honor of his mother, Geraldine Zuber Edwards, who passed away from the disease in 1998.

● A twin himself (brother, Antwin), Antuan also has twins, a boy, Tyiè, and a girl, Tyrese

tackles (21 solo), two interceptions and nine passes defended ... Added five stops on special teams ... Was inactive for four contests. **Tampa Bay (11/12):**

Collected his first interception of the year when he picked off a Shaun King pass, which led to a field goal. **Detroit (12/10):** Started at left cornerback and picked off a Charlie Batch pass in the fourth quarter that led to a field goal in the Packers' 26-13 victory.

1999 (16/1 – Green Bay): Played in all 16 games, including one start ... Tallied 30 tackles (26 solo), a career-high four interceptions, including one for a touchdown, and six passes defended ... Recorded six special teams stops while also returning 10 punts for a 9.0-yard average with a long of 45 ... Labeled an all-rookie selection as a safety by *College & Pro Football Newsweekly*. **Minnesota (9/26):** Grabbed his first NFL interception when he picked off a Randall Cunningham pass and returned it 26 yards for a score to give the Packers a 10-7 lead in the second quarter ... Snared another interception later in the game as Green Bay garnered a 23-20 victory. **San Diego (10/24):** Intercepted a Jim Harbaugh pass in the 31-3 win. **Chicago (11/7):** Collected his fourth interception of the year when he picked off a Jim Miller pass. **Carolina (12/12):** Tallied a season-high seven tackles.

COLLEGE

Edwards was a four-year letterman at Clemson (1995-98) ... Started 33 of the 45 games in which he appeared during his career ... Posted 219 tackles, eight interceptions, 35 passes defended and two fumble recoveries for the Tigers ... Returned 12 punts for a 13.1-yard average

and 30 kickoffs for a 23.8-yard average ... As a senior, was a first team All-Atlantic Coast Conference selection as well as a finalist for the Jim Thorpe Award, given to the nation's top defensive back ... Was a second-team All-ACC pick as a junior when he played both free safety and cornerback.

PERSONAL

Antuan Edwards was born on May 26, 1977 in Starkville, Miss. A twin himself (brother, Antwin), Antuan also has twins, a boy, Tiye, and a girl, Tyrese ... Was an All-America pick as a safety his senior season at Starkville (Miss.) High School ... Lettered three seasons in football, where he began his career as a quarterback and wide receiver before moving to the defensive backfield for his final two seasons ... Also played some running back ... Participated in track as well, where he competed in the 100-, 200-, and 400-meter dashes, and on the 4x100 meter relay team, which won the Mississippi state championship his senior year ... Has given his time to several off-field philanthropies throughout his career, including Make-A-Wish Children's Hospital of Wisconsin and Bornemann's Nursing Home in Green Bay ... Donated money to Mt. Pelier Missionary Baptist Church in his hometown of Starkville as part of its effort to build a new church ... Enjoys golf, billiards, watching movies and reading in spare time ... Majored in sports marketing at Clemson.

ANTUAN EDWARDS																			
Pos: S Ht: 6-1 Wt: 210 lbs Year: 7th Acq: FA-05 College: Clemson Born: 5/26/77																			
Regular Season			Tackles					Interceptions						Miscellaneous					
Year	Team	P/S	TT	UT	A	S	Yds	No	Yds	Avg	Lg	TD	PD	FF	FR	Yds	TD	Sp	T
1999	Packers	16/1	30	26	4	0	0	4	26	6.5	26t	1	6	0	0	0	0	6	
2000	Packers	13/3	25	21	4	0	0	2	4	2.0	4	0	9	0	0	0	0	5	
2001	Packers	3/0	2	2	0	0	0	0	0	0.0	0	0	1	0	1	0	0	3	
2002	Packers	12/4	39	25	14	1	4	0	0	0.0	0	0	6	1	1	0	0	6	
2003	Packers	10/10	50	42	8	1	7	1	5	5.0	5	0	6	0	0	0	0	0	
2004	Dolphins	8/8	36	24	12	1	5	0	0	0.0	0	0	6	1	0	0	0	0	
2004	Rams	6/5	29	23	6	0	0	0	0	0.0	0	0	4	0	0	0	0	1	
Totals-6 years		68/31	211	163	48	3	16	7	35	5.0	26t	1	38	2	2	0	0	21	
Postseason			Tackles					Interceptions						Miscellaneous					
Year	Team	P/S	TT	UT	A	S	Yds	No	Yds	Avg	Lg	TD	PD	FF	FR	Yds	TD	Sp	T
2001	Packers	0/0	INJURED RESERVE																
2002	Packers	1/0	2	2	0	0	0	0	0	0.0	0	0	1	0	0	0	0	0	
2003	Packers	0/0	INJURED RESERVE																
2004	Rams	2/2	14	10	4	0	0	0	0	0.0	0	0	2	0	0	0	0	0	
Totals-4 years		3/2	16	12	4	0	0	0	0	0.0	0	0	3	0	0	0	0	0	



KEVIN FAULK

RUNNING BACK



SUPER BOWLS: 01 03 04

5-8 ★ 202lbs ★ Born 6/5/76 ★ Exp: (NFL/Patriots): 7/7
GP/GS (Playoffs): 83/21 (9/0) ★ Acq: D2 (46th)-99 ★ Louisiana State ★ Carencro, La.

CAREER TRANSACTIONS

Kevin Faulk was selected by the Patriots in the second round of the 1999 NFL Draft (46th overall) ... The pick was acquired in a trade with the Tennessee Titans in exchange for the Patriots second-round pick (52nd overall – John Thornton) and fourth-round pick (117th overall – Donald Mitchell) ... Signed a five-year contract with the Patriots (07/28/99) ... Placed on injured reserve with an ankle injury (12/19/99).

CAREER HIGHLIGHTS

Career GP/GS: 83/21 (9/0)

★ Faulk enters the 2005 season as the Patriots' all-time kickoff return leader with 150 returns for 3,426 yards and two touchdowns. He became the all-time leader on Oct. 13, 2002, surpassing David Meggett's career total of 2,561 yards.

★ Faulk continued to produce in many aspects of the game in 2004, serving as a valuable weapon in the rushing game as well as participating as a return specialist and a receiving option.

★ Faulk has recorded at least 40 rushes, 25 receptions and 15 returns in each of the last five seasons (2000-04).

★ Faulk led the Patriots with a career high 20 punt returns in 2004, gaining a total of 133 yards.

★ In the 2004 playoffs, Faulk participated in all three games and recorded 133 rushing yards on 22 carries (5.2 avg).

★ Faulk registered his 200th career reception in the Patriots' 29-6 victory over Buffalo (11/14/04).

★ Faulk led the Patriots with a career-high 1,078 yards from scrimmage in 2003. He finished second on the team in both carries (178) and receptions (48), gaining a career-high 638 yards on the ground and catching 440 yards worth of passes.

★ Faulk finished second in the NFL in 2002 with a career-high 27.9-yard kickoff return average in 2002 (26 att. - 725 yds).

★ Faulk returned two kickoffs for touchdowns in 2002 (86 yds at Oakland 11/17 and 87 yds vs. N.Y. Jets 12/22) and became just the second Patriot to return multiple kickoffs for touchdowns in one season, joining Raymond Clayborn, who returned three in 1977.

★ Faulk was the first player in Patriots history and the only NFL player in 2002 to score multiple touchdowns

rushing (2), receiving (3) and via kickoff return (2).

★ Faulk has two 100-yard receiving games to his credit, one each in 2002 and 2003. He amassed a career-high 109 receiving yards on seven catches at Chicago (11/10/02), becoming the first Patriots running back to eclipse the 100-yard receiving mark since Tony Collins gained 109 yards on six catches at Tampa Bay (10/27/85). In 2003, Faulk came within a whisker of his career-high with an eight-catch, 108-yard effort at Houston (11/23/03).

★ Completed his first career pass attempt when he took a direct snap from center and found quarterback Tom Brady for a 23-yard gain vs. Miami (12/22/01).

★ Faulk set a career high with 11 catches vs. Tampa Bay (9/3/00) and is tied for sixth in franchise history.

★ Earned Miller Lite Player of the Game honors after contributing in nearly every facet of the game vs. Minnesota (9/17/00), gaining 80 yards rushing, 31 yards receiving, 56 kickoff return yards and 22 punt return yards for 189 all-purpose yards.

★ Set a career-high with a 95-yard kickoff return vs. N.Y. Jets (11/15/99). It was the eighth longest return – and the longest non-scoring return – in franchise history.

SEASONAL REVIEWS

2004 (11/1, 3/0): Carried the ball 54 times for 255 yards and two rushing touchdowns ... Grabbed 26 receptions for 248 receiving yards and a touchdown out of the backfield ... Led the team with a career-high 20 punt returns for 133 yards ... Recorded at least 50 rushes and 25 receptions for the third consecutive season ... Led the team in receptions in back-to-back games (10/24 and 10/31). **Seattle (10/17):** Snared four receptions for 37 yards ... Extended the Patriots' second scoring drive of the afternoon with a 14-yard catch on third-and-four. **N.Y. Jets (10/24):** Led the team with six receptions for 44 yards ... Carried the ball four times for 21 yards ... Extended the Patriots' opening scoring

drive of the game with a 6-yard jaunt off left guard on third-and-four ... Got open over the middle and hauled in a 24-yard grab with time running down in the first half. **Pittsburgh (10/31):** Started at running back and tied for the team lead with a season-high eight receptions for 72 yards against the Steelers. **St. Louis (11/7):** Extended the Patriots' first touchdown drive

EXTRA POINTS

● Kevin returned to the city where he was born as the king of Mardi Gras in Lafayette, La. in 2004.

● In 2003, Kevin and several other Patriots teamed up with 20 football players from Madison Park Vocational Tech in Roxbury, Mass. to prepare and serve dinner to clients of the Pine Street Inn, a homeless shelter in Boston.

● Kevin resisted the temptation of turning pro following his junior season at LSU, and stayed in school to earn his degree in Kinesiology in just three and a half years

with a 12-yard grab on third-and-10. **Buffalo (11/14):** Rushed 13 times for 61 yards, his second highest rushing total of the season. **Cleveland (12/5):** Carried the ball 13 times for a season-high 87 yards and a touchdown ... Rumbled for a season-long 20-yard gain the third quarter ... Scored his first touchdown of the season with a 10-yard run. **Cincinnati (12/12):** Scored his second rushing touchdown in as many weeks with a 4-yard scamper off left tackle. **Miami (12/20):** Gave the Patriots an early 7-0 lead with a season-long 31-yard touchdown reception down the middle of the field ... Set up the Patriots' final touchdown of the evening with a 16-yard scamper in the fourth quarter. **Indianapolis (1/16):** Rushed for 56 yards on just 11 carries in the Patriots' 20-3 victory over the Colts ... Extended the Patriots' second touchdown drive of the game with an 11-yard reception on third-and-10. **Pittsburgh (1/23):** Scampered for a 17-yard gain on a rush off left end in the Patriots' AFC Championship victory ... Converted a key fourth-and-one with a 1-yard plunge in the fourth quarter. **Philadelphia (2/6):** Carried the ball eight times for 38 yards in the Patriots' 24-21 victory over the Eagles in Super Bowl XXXIX ... Set up the Patriots' third touchdown off the game with a 12-yard reception down to the Eagles 2-yard line.

2003 (15/8, 3/0): Led the team with 1,078 yards from scrimmage ... Ranked second on the team with 638 rushing yards ... Finished second on the team with 48 receptions ... Set career-highs with 23 rushes for 96 yards (10/26) ... Registered 188 yards from scrimmage at Houston (11/23), marking the most yards from scrimmage by a Patriot since Terry Glenn amassed 214 receiving yards at Cleveland (10/03/99) ... Started in games 2-4, 7, 8, 11, 12 and 14. **Buffalo (9/7):** Led the team in rushing with 62 yards on 10 carries ... Tied for the team lead with four receptions. **Philadelphia (9/14):** Caught four passes out of the backfield for 59 yards, including passes of 25 and 27 yards. **N.Y. Jets (9/21):** Started for the second consecutive week and led the Patriots ground attack with 79 yards rushing on 17 carries (4.6 avg.). **N.Y. Giants (10/12):** Registered a then career-high 87 rushing yards on 14 carries ... Carried the ball five times for 40 yards on the Patriots initial drive of the second half that ended with an Adam Vinatieri 28-yard field goal and a 10-3 New England lead. **Miami (10/19):** Hauled in five catches for 31 yards ... Grabbed a key seven-yard reception on third-and-six in the first quarter, keeping the drive alive which eventually ended with an Adam Vinatieri 26-yard field goal. **Cleveland (10/26):** Set career-highs with 23 rushes for 96 yards in the Patriots' 9-3 win over the Browns ... Also caught six passes for 58 yards ... Grabbed a screen pass for 26 yards on the opening play of the second half ... Compiled nearly half of the Patriots' yards on their eight-play, 70-yard scoring drive in the third quarter, amassing 32 yards from scrimmage. **Denver (11/3):** Snared a game-high five catches for 52 yards ... Registered three catches for 40 yards in the Patriots game-winning touchdown drive in the fourth quarter. **Dallas (11/16):** Tied for the team-lead with three receptions. **Houston (11/23):** Started at running back and registered 188 yards from scrimmage ... Recorded game-highs with eight receptions and 108 yards receiving ... Tied a career-high with 23 rushes for 80 yards ... Extended the Patriots initial touchdown drive with nine-yard catch after fighting off a tackler on third-and-six in the first quarter ... Converted a fourth down with a four-yard run on fourth-and-two in the fourth quarter. **Indianapolis (11/30):** Started at running back and amassed 78 yards from scrimmage ...

Caught a 16-yard pass on third-and-five in the first quarter, extending the Patriots first touchdown drive of the afternoon ... Extended the Patriots first scoring drive of the second half with three-yard run on third-and-two in the third quarter. **Tennessee (11/10):** Grabbed three receptions for 33 yards and averaged 4.4 yards on eight rushes in the Patriots' 17-14 divisional playoff victory over the Titans ... Hauled in a key 19-yard reception on third-and-five to extend the Patriots first scoring drive. **Carolina (2/1):** Rushed six times for 42 yards and caught four passes for 19 yards in the Patriots' 32-29 Super Bowl XXXVII victory over the Panthers ... Scampered for a 23-yard gain on a rush off right tackle in the fourth quarter ... Gave the Patriots a seven-point lead by converting a two-point conversion on a direct snap from center with 2:51 remaining in the fourth quarter.

2002 (15/0): Amassed 1,440 all-purpose yards while playing in 15 games ... Tied for second on the team with seven touchdowns (three receiving, two rushing, two kick returns) ... Became the first player in franchise history and was the only player in the NFL during the 2002 season to record multiple touchdowns in three categories (rushing, receiving and kick returns) ... Ranked second on the team with 271 yards rushing on 52 attempts (5.2 avg.) and two touchdowns ... Finished fourth on the team with 37 receptions for 379 yards (10.2 avg.) and three touchdowns ... Chalked up a career-high 109 receiving yards on seven catches at Chicago (11/10), the first time a Patriots running back had over 100 yards receiving since Tony Collins gained 109 yards on six catches at Tampa Bay (10/27/85) ... Also totaled a career-high two receiving touchdowns at Chicago (11/10) ... Led the team in receiving twice with 109 yards at Chicago (11/10) and 70 yards vs. Miami (12/29) ... Led the Patriots and finished second in the NFL with a kickoff return average of 27.9 yards ... Became the Patriots all-time leading kickoff returner against Green Bay (10/13) ... Returned two kickoffs for touchdowns, 86 yards at Oakland (11/17), and 87 yards vs. N.Y. Jets (12/22) and was just the second Patriot to return multiple kickoffs for touchdowns since Raymond Clayborn returned three for scores in 1977 ... Set a franchise record for kickoff return yardage by recording 220 yards vs. N.Y. Jets (12/22) ... Added eight punt returns for 65 yards (8.1 avg.). **Kansas City (9/22):** Hauled in a 23-yard touchdown pass from Tom Brady in the second quarter for the Patriots first points of the afternoon in New England's 41-38 overtime win over the Chiefs. **Green Bay (10/13):** Became the Patriots all-time leading kickoff returner with a 27-yard return in the fourth quarter ... Increased his career total to 2,582 yards, passing David Meggett's previous record (2,561 yards). **Buffalo (11/3):** Tore off a career-long, 45-yard touchdown run on the Patriots first possession of the third quarter in a 38-7 win over the Bills. **Chicago (11/10):** Recorded a breakout day, setting career highs in receiving yards (109) and touchdowns (2) ... Chewed up a total of 36 yards on three straight plays late in the third quarter, ending with a 15-yard touchdown reception from Brady that gave the Patriots their first touchdown of the day and kick-started their comeback ... Grabbed a screen pass from Brady and rumbled for a 36-yard touchdown to pull the Patriots to within five points late in the fourth quarter. **Oakland (11/17):** Returned a kickoff 86 yards for a touchdown in the fourth quarter for the first kickoff return for a score of his career ... Returned the 15th kickoff for a touchdown in Patriots history and became the first Patriot to accomplish the feat since Derrick Cullors (11/09/97) ... Scored a touchdown for the third consecutive game. **N.Y.**

Jets (12/22): Returned a kickoff 87 yards for a touchdown in the first quarter, the second time he accomplished the feat in 2002 and the 16th time the trick has been turned in Patriots history ... Became the first Patriot to record two kickoff returns for touchdowns in a single season since Raymond Clayborn in 1977 (3) ... Set a club record with 220 kickoff return yards ... Finished tied for the team lead with 38 receiving yards on four receptions. **Miami (12/29):** Gained 232 all-purpose yards and 123 total yards from scrimmage in the Patriots 27-24, come-from-behind overtime victory over the Dolphins ... Led the team with a season-high nine receptions and added a team-high 70 receiving yards ... Ran the ball eight times for 53 yards, good for 6.6 yards per carry ... Appeared in four different statistical categories (rushing, receiving, punt return and kick return) for the fourth time in 2002 and the 10th time in his career.

2001 (15/1, 3/0): Played in 15 games, including one start and led the team for third consecutive season with 33 kickoff returns and 662 kickoff return yards (20.1 avg.) ... Finished second on the team with 169 yards rushing on 41 carries (4.1 avg.) and one touchdown ... Completed the first pass of his career when he took a direct snap and hooked up with Tom Brady on a 23-yard pass play vs. Miami (12/22). **Indianapolis (9/30):** Accomplished season-highs with nine carries and 48 yards rushing (4.8 avg.), including an eight-yard touchdown in 44-13 victory over the Colts ... Added two receptions for a season-high 38 yards receiving. **Denver (10/28):** Recorded a Patriots season-long 42-yard kickoff return in the second quarter. **Atlanta (11/4):** Recorded his first receiving touchdown of the season on a four-yard pass from Tom Brady ... Tied with Troy Brown for team lead with five receptions. **Buffalo (11/11):** Snared a season-high seven catches, including an acrobatic six-yard touchdown reception in the Patriots 21-11 victory over the Bills. **New Orleans (11/25):** Recorded season-high 24-yard run on a direct-snap play out of a shotgun formation on third-and-six. **Miami (12/22):** Completed the first pass of his career when he took a direct snap from center and then found Brady for a 23-yard gain in the first quarter. **Oakland (1/19):** Caught three passes for 22 yards (7.3 avg.) in 16-13 overtime victory over the Raiders. **St. Louis (2/3):** Rushed for eight yards on third-and-two, late in the second quarter extending a drive that ended in a Brady to David Patten eight-yard touchdown pass.

2000 (16/9): Started nine of the 16 games at running back and was also utilized as a kickoff and punt returner ... Led the Patriots and ranked 15th in AFC with 570 yards rushing ... Finished third on the team with 51 receptions for 465 yards ... Led the Patriots for the second year in a row with 38 kickoff returns for 816 yards (21.5 avg.). **Tampa Bay (9/3):** Set a career-high with 11 catches for 62 yards ... Faulk's 11 receptions tied him for the sixth highest in receptions in a game in franchise history ... Contributed three kickoff returns for 85 yards (28.3 avg.). **N.Y. Jets (9/11):** Established a career-high with 82 yards rushing on 21 carries (3.9 avg.). **Minnesota (9/17):** Accumulated 189 all-purpose yards to earn his first Patriots Miller Lite Player of the Game ... Faulk contributed in nearly every facet of the game, gaining 80 yards rushing (13 carries), 31 yards receiving (three receptions), 56 kickoff returns yards (two returns) and 22 punt return yards (three returns) ... Scored on a two-yard touchdown run and knotted score at seven in first quarter. **Miami (9/24):** Matched a career-high with 21 carries, for 46 yards, which he set vs. N.Y.

Jets (9/11). Denver (10/1): Caught a 26-yard reception in the second quarter which put Bledsoe atop the Patriots all-time passing yards list, passing Steve Grogan (26,886) ... Gained 40 yards on nine carries (4.4 avg.). **N.Y. Jets (10/15):** Tied with Brown for team-high five receptions (27 yards) ... Gained 26 yards on nine carries, including a nine-yard touchdown run ... Amassed 105 yards on five kickoff returns. **Cleveland (11/12):** Accumulated 231 all-purpose yards (109 kickoff return yards, 96 receiving and 26 rushing) ... Led all receivers with eight catches ... Amassed 49 total yards (46 receiving, 3 rushing) on the Patriots fourth quarter touchdown drive and added the two-point conversion. **Detroit (11/23):** Recorded season highs with six kickoff returns and 111 kickoff return yards. **Kansas City (12/4):** Gained 52 yards on a season-high 22 carries, including a one-yard touchdown run ... Returned punt for career-high 35 yards to Kansas City 32-yard line setting up Bledsoe's 17-yard touchdown pass to Brown. **Buffalo (12/17):** Contributed 52 rushing yards to the team's season-high 189 rushing yards ... Scored a game-tying 13-yard touchdown in the fourth quarter when he negotiated on snow-slicked field. **Miami (12/24):** Caught a career-long 52-yard touchdown pass from Bledsoe ... Gained 34 yards rushing on 12 carries.

1999 (11/2): Played in 11 games for the Patriots as a rookie ... Started the first two games of the season, but an ankle injury caused him to miss the next two games ... Returned in a reserve role behind Terry Allen and filled in as a third-down back for the next nine games ... Finished his rookie campaign second on the team with 227 yards on 67 carries and a touchdown ... He also had 12 receptions for 98 yards and a touchdown ... Sprained an ankle at Indianapolis (12/12) and missed the rest of the season after being placed on injured reserve (12/14). **N.Y. Jets (9/12):** One of three rookie starters for the Patriots (along with Damien Woody and Andy Katzenmoyer), the most in a season opener since 1993 ... Rushed for 17 yards on 10 carries in his NFL debut. **Denver (10/24):** Established a then personal best with 238 all-purpose yards and scored his first career touchdown on a 15-yard run over right tackle vs. the defending Super Bowl Champion Broncos ... Handled the punt return responsibilities for the third consecutive game, replacing the injured Troy Brown, and gained 70 yards on four returns (17.5 avg.), including a season-long 20-yard return. **N.Y. Jets (11/15):** Earned Miller Lite Player of the Game honors for his performance against the Jets ... Returned a kickoff 95 yards to the Jets five-yard line ... The return was the eighth longest return, and the longest non-scoring return, in franchise history ... It was the longest return by a Patriot since Jon Vaughn returned a kickoff 100 yards (12/20/92 vs. Cincinnati) ... Finished the night with four kick returns for 170 yards ... Recorded his first career receiving touchdown on a 13-yard pass from Bledsoe in the fourth quarter. **Miami (11/21):** Named special teams co-captain for the game ... Provided 182 all-purpose yards, including a season-high 61 yards rushing on just five carries (12.2 avg.) ... His 61 yards was a team high ... Burst through the Dolphins defense for a 43-yard run from scrimmage, the longest for the Patriots in 1999. **Indianapolis (12/12):** Sustained a first quarter ankle injury which sidelined him for the season when the Patriots placed him on injured reserve two days later.

COLLEGE

Faulk finished his collegiate career ranked fifth in NCAA history with 6,833 career all-purpose yards and 53 total

touchdowns ... Finished his college career trailing only Georgia running back Herschel Walker in SEC history in rushing yards (4,557) and rushing touchdowns (46) ... Finished with school records: 4,557 rushing yards, 6,833 all-purpose yards, 53 total touchdowns, 46 rushing touchdowns and 318 total points ... He is the only player in school history to rush for over 1,000 yards in a season three times in his career. 1998 (Senior): Earned All-Southeastern Conference honors ... Started all 11 games and led the SEC with 116.3 rushing yards per game, gaining 1,279 yards on 229 carries (5.6 avg.) ... Ranked second in the Southeastern Conference with 102 total points (12 rushing touchdowns, three receiving and two returning) ... Led the Tigers with 2,109 all-purpose yards, an average of 191.7 yards per game ... Caught 22 passes for 287 yards (13.0 avg.) and three touchdowns ... 1997 (Junior): Selected *Associated Press* All-America third-team and was first-team All-SEC ... Started eight of nine games and led the team with 1,646 all-purpose yards, including 1,144 rushing yards on 205 carries (5.6 avg.) ... Ranked third in the country with an average of 182.9 all-purpose yards per game ... Scored 15 rushing touchdowns, the second-highest single-season total in school history ... Recorded season-high 212 yards rushing on 28 attempts (7.6 avg.) and set an LSU single-game record with five touchdowns at Kentucky. 1996 (Sophomore): Voted first-team AP All American ... Consensus first-team All SEC selection ... Recipient of the Charles McClendon Award given to the team MVP ... Gained 1,282 yards rushing on 248 carries (5.2 avg.) and scored 13 touchdowns ... His 1,282 yards rushing are the second highest in school history ... Led the conference and ranked fourth in the nation with an average of 191.3 all-purpose yards per game. 1995 (Freshman): Named Freshman Offensive Player of the Year in the SEC by the *Knoxville News-Sentinel* ... Led the team with 852 yards on 174 carries (4.9 avg.) with six touchdowns.

PERSONAL

Kevin Troy Faulk was born the son of Gerald and Vivian Faulk on June 5, 1976 in Lafayette, La. ... Named Class 5A Offensive Most Valuable Player two years in row, making him the first player to capture that honor in back-to-back seasons in 20 years ... All-American pick by *Parade* and *USA Today* ... Rushed for 4,877 yards

on 603 carries and 62 touchdowns during his career at Carencro (La.) High ... Totaled 7,612 all-purpose yards and scored 89 touchdowns during his high school career ... Set 17 career and school records ... Won the 1992 Class 5A State Championship at Carencro with 259 rushing yards and four touchdowns ... Kevin is married to Latisha, and the couple has three children, Tanasha, Kevin III and Kevione.

SINGLE-GAME CAREER HIGHS

Rushing

Attempts: 23	at Houston (11/23/03) vs. Cleveland (10/26/03)
Yards: 96	vs. Cleveland (10/26/03)
Average (min. 10 att.): 6.7	at Cleveland (12/05/04)
Long: 45t	at Buffalo (11/03/02)

Receiving

Receptions: 11	vs. Tampa Bay (09/03/00)
Yards: 109	at Chicago (11/10/02)
Long: 52t	vs. Miami (12/24/00)

Touchdowns

Total: 2	at Chicago (11/10/02)
Rushing: 1	Ten times, most recent vs. Cincinnati (12/12/04)
Receiving: 2	at Chicago (11/10/02)

Punt Returns

Returns: 4	vs. Green Bay (10/13/02) vs. Denver (10/24/99)
Yards: 70	vs. Denver (10/24/99)
Long: 35	vs. Kansas City (12/04/00)
Touchdowns: -	

Kick Returns

Returns: 7	vs. N.Y. Jets (12/22/02)
Yards: 220	vs. N.Y. Jets (12/22/02)
Long: 95	vs. N.Y. Jets (11/15/99)
Touchdowns: 1	vs. N.Y. Jets (12/22/02) at Oakland (11/17/02)

KEVIN FAULK

Pos: RB Ht: 5-8 Wt: 202 Year: 7th Acq: D2-99 (46th) College: LSU Born: 6/5/76

Year	Team	P/S	No	Yds	Avg	Lg	TD	No	Yds	Avg	Lg	TD	No	Yds	Avg	Lg	TD	No	FC	Yds	Avg	Lg	TD		
1999	Patriots	11/2	67	227	3.4	43	1	12	98	8.2	19	1	39	943	24.2	95	0	10	4	90	9.0	20	0		
2000	Patriots	16/9	164	570	3.5	18	4	51	465	9.1	52t	1	38	816	21.5	40	0	6	3	58	9.7	35	0		
2001	Patriots	15/1	41	169	4.1	24	1	30	189	6.3	28	2	33	662	20.1	42	0	4	0	27	6.8	10	0		
2002	Patriots	15/0	52	271	5.2	45t	2	37	379	10.2	36t	3	26	725	27.9	87t	2	8	4	65	8.1	16	0		
2003	Patriots	15/8	178	638	3.6	23	0	48	440	9.2	27	0	10	207	20.7	30	0	5	6	66	13.2	19	0		
2004	Patriots	11/1	54	255	4.7	20	2	26	248	9.5	31t	1	4	73	18.3	24	0	20	14	133	6.7	16	0		
Totals-6 years		83/21	556	2130	3.8	45t	10	204	1819	8.9	52t	8	150	3426	22.8	95	2	53	31	439	8.3	35	0		
Postseason		Rushing						Receiving						Kick Returns						Punt Returns					
Year	Team	P/S	No	Yds	Avg	Lg	TD	No	Yds	Avg	Lg	TD	No	Yds	Avg	Lg	TD	No	FC	Yds	Avg	Lg	TD		
2001	Patriots	3/0	3	14	4.7	8	0	4	21	5.3	8	0	0	0	0.0	0	0	0	0	0	0.0	0	0		
2003	Patriots	3/0	14	72	5.1	23	0	8	58	7.7	19	0	2	30	15.0	16	0	-	-	-	-	-	-		
2004	Patriots	3/0	22	114	5.2	17	0	3	38	12.7	14	0	0	0	0	0	0	0	0	0.0	0	0	0		
Totals-3 years		9/0	39	200	5.1	23	0	15	117	7.8	19	0	2	30	15.0	16	0	0	0	0	0.0	0	0		

ADDITIONAL STATISTICS

Passing - Career: 3 att, 1 cmp, 23 yds, 61.8 rating, 2001: 1 att, 1 cmp for 23 yards.
2002: 1 att, 0 cmp. 2003: 1 att, 0 cmp.

FAULK'S CAREER GAME BY GAME

		RUSHING				RECEIVING				KICK RETURNS				PUNT RETURNS			
1999	Opponent	P/S	No	Yds	Avg	Lg	TD	No	Yds	Avg	Lg	TD	No	Yds	Avg	Lg	TD
09/12	at N.Y. Jets	S	10	17	1.7	4	0	1	8	8.0	8	0	3	69	23.0	27	0
09/19	Indianapolis	S	5	9	1.8	7	0	1	1	1.0	1	0	4	64	16.0	21	0
09/26	N.Y. Giants	p						Inactive					Inactive				
10/03	at Cleveland	p						Inactive					Inactive				
10/10	at Kansas City	p	3	2	0.7	2	0	-	-	-	-	-	3	68	22.7	32	0
10/17	Miami	p	2	3	1.5	3	0	-	-	-	-	-	5	143	28.6	61	0
10/24	Denver	p	5	24	4.8	15t	1	1	4	4.0	4	0	6	140	23.3	33	0
10/31	at Arizona	p	17	42	2.5	8	0	-	-	-	-	-	1	14	14.0	14	0
11/15	N.Y. Jets	p	2	7	3.5	6	0	2	21	10.5	13	1	4	170	42.5	95	0
11/21	at Miami	p	5	61	12.2	43	0	2	6	3.0	7	0	6	115	19.2	27	0
11/28	at Buffalo	p	7	22	3.1	9	0	2	15	7.5	9	0	3	62	20.7	27	0
12/05	Dallas	p	9	36	4.0	6	0	3	43	14.3	19	0	2	50	25.0	27	0
12/12	at Indianapolis	p	2	4	2.0	3	0	-	-	-	-	-	2	48	24.0	28	0
12/19	at Philadelphia							Placed on Injured Reserve 12/14/99									
12/26	Buffalo																
01/02	Baltimore																
1999 Totals		13/2	67	227	3.4	43	1	12	98	8.2	19	1	39	943	24.2	95	0
		RUSHING				RECEIVING				KICK RETURNS				PUNT RETURNS			
2000	Opponent	P/S	No	Yds	Avg	Lg	TD	No	Yds	Avg	Lg	TD	No	Yds	Avg	Lg	TD
09/03	Tampa Bay	S	10	21	2.1	7	0	11	62	5.6	10	0	3	85	28.3	40	0
09/11	at N.Y. Jets	S	21	82	3.9	11	0	4	23	5.8	10	0	3	75	25.0	30	0
09/17	Minnesota	S	13	80	6.2	17	1	3	31	10.3	23	0	2	56	28.0	33	0
09/24	at Miami	S	21	46	2.2	8	0	1	6	6.0	6	0	1	14	14.0	14	0
10/01	at Denver	S	9	40	4.4	13	0	1	26	26.0	0	0	3	73	24.3	32	0
10/08	Indianapolis	S	12	64	5.3	18	0	4	25	6.3	11	0	3	44	14.7	24	0
10/15	N.Y. Jets	S	9	26	2.9	9t	1	5	27	5.4	12	0	5	105	21.0	30	0
10/22	at Indianapolis	p	12	41	3.4	9	0	3	27	9.0	12	0	3	55	15.0	32	0
11/05	Buffalo	S	2	2	1.0	2	0	1	-5	-5.0	-5	0	1	28	28.0	28	0
11/12	at Cleveland	p	5	26	5.2	9	0	8	96	12.0	25	0	5	109	21.8	40	0
11/19	Cincinnati	p	1	4	4.0	4	0	-	-	-	-	-	3	61	20.3	24	0
11/23	at Detroit	p	-	-	-	-	-	-	-	-	-	-	6	111	18.5	22	0
12/04	Kansas City	S	22	52	2.4	12	1	5	32	6.4	11	0	-	-	-	-	-
12/10	at Chicago	p	1	0	0	0	0	2	27	13.5	18	0	-	-	-	-	-
12/17	at Buffalo	p	14	52	3.7	13t	1	1	8	8.0	8	0	-	-	-	-	-
12/24	Miami	p	12	34	2.8	9	0	2	80	40.0	52t	1	-	-	-	-	-
2000 Totals		16/9	164	570	3.5	18	4	51	465	9.1	52t	1	38	816	21.5	40	0
		RUSHING				RECEIVING				KICK RETURNS				PUNT RETURNS			
2001	Opponent	P/S	No	Yds	Avg	Lg	TD	No	Yd	Avg	Lg	TD	No	Yds	Avg	Lg	TD
09/09	at Cincinnati							Inactive					Inactive				
09/23	N.Y. Jets	p	3	19	6.3	13	0	0	0	0	0	0	2	50	25.0	30	0
09/30	Indianapolis	p	9	48	5.3	13	1	2	38	19.0	28	0	1	25	25.0	25	0
10/07	at Miami	p	4	10	2.5	6	0	2	15	7.5	10	0	2	42	21.0	26	0
10/14	San Diego	p	2	0	0.0	3	0	2	21	10.5	12	0	5	99	19.8	32	0
10/21	at Indianapolis	p	1	2	2.0	2	0	0	0	0	0	0	4	87	21.8	25	0
10/28	at Denver	p	5	12	2.4	4	0	4	26	6.5	8	0	6	135	22.5	42	0
11/04	at Atlanta	p	1	2	2.0	2	0	5	21	4.2	10	1	1	18	18.0	18	0
11/11	Buffalo	p	2	3	1.5	7	0	7	29	4.1	12	1	1	29	29.0	29	0
11/18	St. Louis	p	2	7	3.5	4	0	3	19	6.3	11	0	5	81	16.2	19	0
11/25	New Orleans	p	3	36	12.0	24	0	0	0	0	0	0	0	0	0	0	0
12/02	at NY Jets	p	3	23	7.7	13	0	0	0	0	0	0	0	0	0	0	0
12/09	Cleveland	p	2	0	0.0	0	0	3	11	3.7	8	0	5	82	16.4	22	0
12/16	at Buffalo	p	2	10	5.0	7	0	1	2	2.0	2	0	0	0	0	0	0
12/22	Miami	S	0	0	0	0	0	1	7	7.0	7	0	0	0	0	0	0
01/06	at Carolina	p	2	-3	-1.5	-1	0	0	0	0	0	0	1	14	14.0	14	0
2001 Totals		15/1	41	169	4.1	24	1	30	189	6.3	28	2	33	662	20.1	42	0
01/19	Oakland	p	1	-1	-1.0	-1	0	3	22	7.3	8	0	0	0	0	0	0
01/27	at Pittsburgh	p	0	0	0	0	0	0	0	0	0	0	0	0	0	0	0
02/03	St. Louis	p	2	15	7.5	8	0	1	-1	-1.0	-1	0	0	0	0	0	0
2001 Postseason		3/0	3	14	4.7	8	0	4	21	5.3	8	0	0	0	0	0	0

FAULK'S CAREER GAME BY GAME (CONT.)

2002	Opponent	P/S	No	Yds	Avg	Lg	TD	No	Yds	Avg	Lg	TD	No	Yds	Avg	LG	TD	No	FC	Yds	Avg	LG	TD
09/09	Pittsburgh																						
09/15	at N.Y. Jets	p	10	48	4.8	25	1	2	14	7.0	11	0	-	-	-	-	-	1	0	16	16.0	16	0
09/22	Kansas City	p	1	-1	-1.0	-1	0	1	23	23.0	23t	1	-	-	-	-	-	-	-	-	-	-	-
09/29	at San Diego	p	1	3	3.0	3	0	2	15	7.5	13	0	1	20	20.0	20	0	1	1	6	6.0	6	0
10/05	at Miami	p	2	17	8.5	10	0	3	27	9.0	16	0	4	94	23.5	25	0	0	1	0	0.0	0	0
10/13	Green Bay	p	3	20	6.7	9	0	1	9	9.0	9	0	2	47	23.5	27	0	4	1	38	9.5	16	0
10/27	Denver	p	1	5	5.0	5	0	1	17	17.0	17	0	1	21	21.0	21	0	-	-	-	-	-	-
11/03	at Buffalo	p	4	53	13.3	45t	1	1	19	19.0	19	0	-	-	-	-	-	0	1	0	0.0	0	0
11/10	at Chicago	p	5	21	4.2	9	0	7	109	15.6	36t	2	-	-	-	-	-	-	-	-	-	-	-
11/17	at Oakland	p	-	-	-	-	-	-	-	-	-	-	1	86	86.0	86t	1	-	-	-	-	-	-
11/24	Minnesota	p	4	3	0.8	8	0	3	16	5.3	7	0	1	8	8.0	8	0	-	-	-	-	-	-
11/28	at Detroit	p	5	16	3.2	7	0	1	17	17.0	17	0	-	-	-	-	-	-	-	-	-	-	-
12/08	Buffalo	p	1	5	5.0	5	0	1	5	5.0	5	0	1	16	16.0	16	0	-	-	-	-	-	-
12/16	at Tennessee	p	5	15	3.0	6	0	1	0	0.0	0	0	4	109	27.3	35	0	-	-	-	-	-	-
12/22	N.Y. Jets	p	2	13	6.5	10	0	4	38	9.5	14	0	7	220	31.4	87t	1	-	-	-	-	-	-
12/29	Miami	p	8	53	6.6	15	0	9	70	7.8	23	0	4	104	26.0	30	0	2	0	5	2.5	5	0
2002 Totals		15/0	52	271	5.2	45t	2	37	379	10.2	36t	3	26	725	27.9	87t	2	8	4	65	8.1	16	0
			RECEIVING					RUSHING					KICK RETURNS					PUNT RETURNS					
2003	Opponent	P/S	No	Yds	Avg	Lg	TD	No	Yds	Avg	Lg	TD	No	Yds	Avg	LG	TD	No	FC	Yds	Avg	LG	TD
09/07	at Buffalo	p	10	62	6.2	19	0	4	25	6.3	9	0	4	84	21.0	30	0	-	-	-	-	-	-
09/14	at Philadelphia	S	7	23	3.3	9	0	4	59	14.8	27	0	1	15	15.0	15	0	-	-	-	-	-	-
09/21	N.Y. Jets	S	17	79	4.6	12	0	2	12	6.0	9	0	3	64	21.3	25	0	-	-	-	-	-	-
09/28	at Washington	S	10	12	1.2	6	0	1	7	7.0	7	0	-	-	-	-	-	-	-	-	-	-	-
10/05	Tennessee																						
10/12	N.Y. Giants	p	14	87	6.2	23	0	1	6	6.0	6	0	-	-	-	-	-	-	-	-	-	-	-
10/19	at Miami	S	18	38	2.1	6	0	5	31	6.2	9	0	-	-	-	-	-	-	-	-	-	-	-
10/26	Cleveland	S	23	96	4.2	14	0	6	58	9.7	26	0	-	-	-	-	-	-	-	-	-	-	-
11/03	at Denver	p	5	20	4.0	16	0	5	52	10.4	19	0	-	-	-	-	-	1	0	6	6.0	6	0
11/16	Dallas	p	8	11	1.4	4	0	3	22	7.3	12	0	-	-	-	-	-	2	3	30	15.0	19	0
11/23	at Houston	S	23	80	3.5	9	0	8	108	13.5	22	0	-	-	-	-	-	0	2	0	0.0	0	0
11/30	at Indianapolis	S	15	42	2.8	10	0	5	36	7.2	16	0	-	-	-	-	-	1	1	18	18.0	18	0
12/07	Miami	p	5	20	4.0	10	0	1	15	15.0	15	0	1	23	23.0	23	0	1	0	12	12.0	12	0
12/14	Jacksonville	S	11	34	3.1	8	0	3	9	3.0	7	0	1	21	21.0	21	0	-	-	-	-	-	-
12/20	at N.Y. Jets	p	3	8	2.7	4	0	-	-	-	-	-	-	-	-	-	-	-	-	-	-	-	-
12/27	Buffalo	p	9	26	2.9	6	0	-	-	-	-	-	-	-	-	-	-	-	-	-	-	-	-
2003 Totals		15/8	178	638	3.6	23	0	48	440	9.2	27	0	10	207	20.7	30	0	5	6	66	13.2	19	0
01/10	Tennessee	p	5	22	4.4	8	0	3	31	10.3	19	0	1	14	14.0	14	0	-	-	-	-	-	-
01/18	Indianapolis	p	3	8	2.7	6	0	1	8	8.0	8	0	1	16	16.0	16	0	-	-	-	-	-	-
02/01	^ Carolina	p	6	42	7.0	23	0	4	19	4.8	7	0	-	-	-	-	-	-	-	-	-	-	-
2003 Postseason		3/0	14	72	5.1	23	0	8	58	7.7	19	0	2	30	15.0	16	0	-	-	-	-	-	-
			RECEIVING					RUSHING					KICK RETURNS					PUNT RETURNS					
2004	Opponent	P/S	No	Yds	Avg	Lg	TD	No	Yds	Avg	Lg	TD	No	Yds	Avg	LG	TD	No	FC	Yds	Avg	LG	TD
09/09	Indianapolis																						
09/19	at Arizona																						
10/03	at Buffalo																						
10/10	Miami	p	1	1	1.0	1	0	1	14	14.0	14	0	-	-	-	-	-	2	0	13	6.5	9	0
10/17	Seattle	p	6	21	3.5	7	0	4	37	9.3	14	0	-	-	-	-	-	2	1	15	7.5	8	0
10/24	N.Y. Jets	p	4	21	5.3	10	0	6	44	7.3	24	0	-	-	-	-	-	2	3	3	1.5	3	0
10/31	at Pittsburgh	S	5	4	0.8	4	0	8	72	9.0	17	0	-	-	-	-	-	3	1	15	5.0	6	0
11/07	at St. Louis	p	1	9	9.0	9	0	2	17	8.5	12	0	-	-	-	-	-	2	2	22	11.0	15	0
11/14	Buffalo	p	13	61	4.7	15	0	2	16	8.0	9	0	-	-	-	-	-	3	1	34	11.3	16	0
11/22	at Kansas City	p	1	1	1.0	1	0	-	-	-	-	-	-	-	-	-	-	1	1	4	4.0	4	0
11/28	Baltimore	p	3	7	2.3	6	0	-	-	-	-	-	-	-	-	-	-	3	1	10	3.3	8	0
12/05	at Cleveland	p	13	87	6.7	20	1	1	4	4.0	4	0	-	-	-	-	-	-	-	-	-	-	-
12/12	Cincinnati	p	1	4	4.0	4	1	1	13	13.0	13	0	-	-	-	-	-	-	1	-	-	-	-
12/20	at Miami	p	6	39	6.5	16	0	1	31	31.0	31t	1	4	73	18.3	24	0	2	3	17	8.5	12	0
12/26	at N.Y. Jets																						
01/02	San Francisco																						
2004 Totals		11/1	54	255	4.7	20	2	26	248	9.5	31t	1	4	73	18.3	24	0	20	14	133	6.7	16	0
01/16	Indianapolis	p	11	56	5.1	13	0	1	11	11.0	11	0	-	-	-	-	-	-	-	-	-	-	-
01/23	at Pittsburgh	p	3	20	6.7	17	0	-	-	-	-	-	-	-	-	-	-	-	-	-	-	-	-
02/06	* Philadelphia	p	8	38	4.8	12	0	2	27	13.5	14	0	-	-	-	-	-	-	-	-	-	-	-
2004 Postseason		3/0	22	114	5.2	17	0	3	38	12.7	14	0	0	0	0	0	0	0	0	0	0.0	0	0



CHRISTIAN FAURIA

TIGHT END



SUPER BOWLS: 03 04

6-4 ★ 250lbs ★ Born 9/22/71 ★ Exp. (NFL/Patriots): 11/4
GP/GS (Playoffs): 151/109 (7/4) ★ Acq: UFA (SEA)-02 ★ Colorado ★ Northridge, Calif.

PRONOUNCED: FOUR-EE-AY

CAREER TRANSACTIONS

Christian Fauria was signed by the New England Patriots as an unrestricted free agent on March 22, 2002 ... Originally drafted by the Seattle Seahawks in the second round (39th overall) of the 1995 NFL Draft.

CAREER HIGHLIGHTS

Career GP/GS: 151/109 (7/4)

★ Fauria has played in 127 of 128 possible games over the last eight seasons, missing just one contest since the beginning of the 1997 season.

★ Since joining the Patriots prior to the 2002 season, Fauria has started 36 games at tight end and recorded a total of 71 receptions for 733 yards and 11 touchdowns.

★ In his first two seasons in New England from 2002-03, Fauria scored nine touchdowns, ranking second on the team over that span and exceeding his seven total touchdown catches in his first seven seasons in the NFL.

★ Fauria's two career multiple-touchdown games have both come as a member of the Patriots, as he grabbed a pair of touchdown passes against Minnesota (11/24/02) and at Philadelphia (09/14/03).

★ Fauria led all Patriots with seven touchdown receptions during the 2002 season and also led all NFL tight ends along with Tony Gonzalez (Kansas City) and Bubba Franks (Green Bay).

★ Fauria's seven touchdowns in 2002 were the most by a Patriots tight end since Ben Coates also had seven in 1997.

★ Snared 27 passes in 2002, including seven for touchdowns, at an average of one touchdown catch every 3.9 receptions, good for the highest ratio in the NFL among players with at least 20 receptions.

★ Fauria caught the first touchdown pass in Gillette Stadium history, a four-yard reception from Tom Brady vs. Pittsburgh (09/09/02).

★ Fauria has recorded 237 catches for 2,416 yards and 18 touchdowns while playing in 151 career games during his 10-year playing career.

★ Fauria ranks as the Seahawks all-time leader in receptions (166) and yards (1,683) by a tight end.

★ Fauria established career highs with 37 receptions and 377 yards receiving during the 1998 season.

★ Fauria nearly equaled his career marks the following season with 35 receptions and 376 yards as the Seahawks finished 9-7 and qualified for the playoffs for the first time since 1988.

SEASONAL REVIEWS

2004 (16/10, 3/2): Played in all 16 games for the fourth consecutive season while making 10 starts at tight end ... Collected 16 receptions for 195 yards and two touchdowns.

Buffalo (10/3): Started at tight end and registered two receptions for 24 yards ... Grabbed a 17-yard reception on third-and-three. **Buffalo (11/14):** Started at tight end as the Patriots opened the game in a three tight end formation ... Hauled in a 5-yard touchdown strike from Tom Brady on a play-action pass with 35 seconds remaining in the second quarter.

Kansas City (11/22): Started at tight end and grabbed a 14-yard reception. **Cleveland (12/5):** Set up Corey Dillon's first touchdown of the afternoon with a season-long 25-yard reception down to the Browns' 11-yard line.

Cincinnati (12/12): Grabbed three receptions for 33 yards and a touchdown ... Made a leaping 17-yard touchdown reception in the end zone to give the Patriots a 35-14 lead. **N.Y. Jets (12/26):** Hauled in three receptions for 44 yards ... Recovered a Corey Dillon fumble in Patriots' territory in the first quarter ... Converted a third-and-two with a 23-yard reception along the sideline.

San Francisco (1/2): Started at tight end and grabbed three receptions for 37 yards ... Snared a 20-yard reception from Tom Brady. **Indianapolis (1/16):** Started at tight end and snared a 17-yard catch from Tom Brady in the divisional playoffs.

Pittsburgh (1/23): Snared a 9-yard reception from Tom Brady in the Patriots' 41-27 AFC Championship victory over the Steelers. ... Recovered the game-clinching inside kick in the fourth quarter.

Philadelphia (2/6): Saw action in a reserve role at tight end in the Patriots' 24-21 victory over the Eagles in Super Bowl XXXIX ... Recovered David Akers' inside kick late in the fourth quarter.

2003 (16/13, 3/1): Recorded his highest receptions total in three years, snaring 28 passes for 285 yards and two touchdowns ... Recorded his second multiple-touchdown game with a two-touchdown performance at Philadelphia (09/14) ... Grabbed his 200th career reception with a 12-yard catch against the N.Y. Jets (09/21).

Philadelphia (9/14): Hauled in the Patriots' first two touchdowns of the season, continuing his effectiveness in the red zone ... Got open in the back of the end zone for an eight-yard scoring strike from Tom Brady in the second quarter ... Caught his second touchdown reception of the day on a five-yard pass from Brady later in the second quarter.

N.Y. Jets (9/21): Registered a team-high 49 receiving yards on three catches ... Grabbed his 200th career reception with 12-yard catch from Brady ... Caught two passes for 40 yards on the Patriots' first touchdown drive of the afternoon.

Tennessee (10/5): Secured the Patriots' 38-30 victory by recovering the Titans' inside kick with less than a minute left to play in the game. **Dallas (11/16):** Saw

EXTRA POINTS

● Christian served as the honorary ringmaster for the Big Apple Circus in April, 2004.

● Christian was inducted into his high school's hall of fame in a ceremony on June 1, 2002.

action in a reserve role and tied for the team lead with three receptions. **Indianapolis (11/30):** Started at tight end and finished tied for second on the team with a season-high five receptions for 45 yards in the Patriots' dramatic 38-34 victory over the Colts. **Tennessee (1/10):** Hauled in three catches for 42 yards in the Patriots' 17-14 divisional playoff victory over the Titans ... Made a leaping nine-yard catch on fourth-and-1 in the first quarter ... Snared a 19-yard reception from Brady, which helped set up Antowain Smith's one-yard touchdown plunge in the second quarter. **Indianapolis (1/18):** Recovered a key onside kick with 2:24 remaining in the fourth quarter.

2002 (16/13): Led all Patriots receivers with a career-high seven receiving touchdowns ... His seven total touchdowns tied for second on the team behind Antowain Smith (8) ... In his seven years prior to joining the Patriots, had caught seven touchdown passes ... The last Patriot tight end to catch seven touchdown passes in one season was Ben Coates in 1997 ... Recorded the first multiple touchdown game of his career vs. Minnesota (11/24) ... Became the first Patriot tight end to record two scores in one game since Ben Coates on Sept. 19, 1999 vs. Indianapolis. **Pittsburgh (9/9):** Caught the first touchdown pass in Gillette Stadium history, a four-yard grab from Tom Brady in the first quarter, to kick start the Patriots 30-14 win over the Steelers on Monday Night Football. **San Diego (9/29):** Caught a season-high four passes for 39 yards and his second touchdown as a Patriot ... Hauled in a five-yard touchdown pass from Brady on the Patriots first offensive possession of the game. **Denver (10/27):** Grabbed his third touchdown pass of the season, establishing a career high in just the seventh game of the season. **Buffalo (11/3):** Played a key role in kick-starting the Patriots 38-7 win over the Bills by snaring a five-yard touchdown pass from Brady on the Patriots first possession of the game ... Helped block for Antowain Smith to rush for a season-high 111 yards. **Oakland (11/17):** Made an acrobatic catch on a career-long, 33-yard reception in the third quarter. **Minnesota (11/24):** Set a career high with two touchdown catches in the Patriots 24-17 win over the Vikings ... Got the Patriots on the board with a nine-yard touchdown catch in the back of the end zone from Brady on the Patriots first drive of the game, the third time during the season he caught a touchdown on the Patriots first offensive possession of the game ... Also snared a one-yard touchdown grab for his sixth touchdown of the season. **Buffalo (12/8):** Tied his career-long with a 33-yard grab, helping to set up the Patriots first touchdown in their 27-17 win over the Bills. **N.Y. Jets (12/22):** Snared his team-leading seventh touchdown catch of the season, a six-yard strike. **Miami (12/29):** Caught a key two-point conversion and grabbed a four-yard pass in the Patriots come-from-behind, 27-24 overtime win over the Dolphins.

2001 (16/11 - Seattle): Totaled 21 receptions for 188 yards (9.0 avg.) with one touchdown ... Had at least two receptions in eight games ... Added one special teams tackle. **Oakland (9/30):** Caught a season-high four passes for 34 yards, including a three-yard touchdown reception. **Jacksonville (10/7):** Started and helped open holes for the Seahawk rushing attack that gained 185 yards rushing on 36 attempts (5.1 avg.). **Oakland (11/11):** Started and was part of an offensive front which helped Seattle set a franchise record with 319 yards rushing on 42 attempts (7.6 avg.). **San Diego (12/30):** Caught a two-point conversion which gave the Seahawks a 22-16 lead in their 25-22 victory. **Kansas City (1/6/02):** Hauled in season and career-long 30-yard reception in season finale.

2000 (15/10 - Seattle): Played in 15 games with 10 starts and totaled 28 receptions for 237 yards while matching a then-career high with two touchdown receptions ... Added

one special teams tackle ... Fauria and Itula Mili combined for five touchdowns, marking the most by a Seahawk duo since Mike Tice and Travis McNeal combined for five in 1991. **Kansas City (10/2):** Tied for the team lead with four receptions for 25 yards ... Helped lead the way for the Seahawks rushing attack which gained a season-high 189 yards on 33 carries (5.7 avg.). **Kansas City (10/29):** Set season-highs with five catches and 50 yards and also snared a two-yard touchdown pass. **San Diego (11/5):** Caught a 10-yard touchdown pass in 17-15 victory over the Chargers ... It was the first time in his career he recorded a touchdown in back-to-back games.

1999 (16/16, 1/1 - Seattle): Started all 16 games and nearly equaled his career-highs with 35 receptions and 376 yards receiving ... Seahawks earned a 9-7 record and qualified for the playoffs for the first time since 1988 ... Started the wild card playoff game against Miami (01/09/00) and tied for the team lead with three catches for 31 yards ... Caught at least one pass in the final 14 games of the season, including the Wild Card playoff game against Miami. **San Diego (10/17):** Led the Seahawks with 60 yards receiving on four receptions, including a season-long 25-yard reception against the Chargers. **Cincinnati (11/7):** Started at tight end and helped lead the Seahawk rushing attack which gained 173 yards rushing on 37 carries (4.7 avg.). **San Diego (12/12):** Grabbed four catches for 35 yards. **Kansas City (12/26):** Established career-highs with six catches for 84 yards in the Seahawks 23-14 victory at the final regular season game in the Kingdome ... Led the Seahawks in both catches and receiving yards. **Miami (1/9/00):** Tied for the team lead with three catches for 41 yards in the Seahawks first playoff game since 1988.

1998 (16/15 - Seattle): Finished the season with a career-high 37 receptions, tying the Seahawks single-season record for a tight end (Ron Howard, 1976) ... Also established a career-highs in receiving yards (377). **Pittsburgh (9/27):** Scored the Seahawks only touchdown with an acrobatic 14-yard reception, his first of the season. **Oakland (11/1):** Totaled 56 yards receiving on four receptions, including a season-high 25-yard grab. **Oakland (11/15):** Caught a 12-yard touchdown pass to tie the game at 17 with only 1:01 remaining ... Totaled four catches for 32 yards. **Denver (12/27):** Closed out his record setting season with season highs of five receptions and 67 yards receiving ... Helped lead the way for the Seahawks rushing attack which gained a season-high 226 yards rushing on 41 carries (5.5 avg.) against the Broncos.

1997 (16/3 - Seattle): Played 16 games with three starts and caught 10 passes for 110 yards (11.0 avg.) ... Credited with four tackles on special teams. **N.Y. Jets (8/31):** Started the season opener and set season-highs with two catches and 27 yards receiving. **Tennessee (10/5):** Tied his season-high with two catches for 13 yards and also opened holes for the Seahawks top rushing performance of the season, 167 yards on 19 attempts (8.8 avg.). **Atlanta (11/30):** Set a career-high, which he later eclipsed, with a 25-yard reception.

1996 (10/9 - Seattle): Played in 10 games and started nine before being placed on injured reserve ... Caught 18 passes for 214 yards and one touchdown. **San Diego (10/27):** Started and helped open holes for a Seahawk rushing attack which gained a season-high 208 yards on 34 attempts (6.1 avg.) in a 32-13 victory over the Chargers. **Denver (12/1):** Recorded a season-high four receptions for 53 yards, including a 23-yard touchdown reception.

1995 (14/9 - Seattle): Played 14 games, including nine starts, and caught 17 passes for 181 yards and one touchdown ... Established a Seahawks rookie tight end record with 17 receptions and 181 yards. **Kansas City (9/3):**

Caught three passes for 37 yards in his first professional game. **San Diego (9/10):** Started his first NFL game and set season-highs with four receptions and 41 receiving yards ... Grabbed his only touchdown of the season, on a 20-yard reception.

COLLEGE

Finished his Colorado career with 98 receptions for 1,058 yards and 12 touchdowns ... Ranked fourth in school history in receptions and ninth in yards ... Big 8 Conference record-holder for receptions by a tight end ... Voted team captain as a senior ... Winner of the Derek Singleton Award which is given to the Colorado player who displays the spirit, enthusiasm, and dedication, as a sophomore, junior and senior ... First-team All-Big 8 Conference as a senior and third-team Associated Press All-American choice ... Caught 35 passes for 356 yards and three touchdowns as a senior and finished second on the team in receptions ... Ended the season with a one-yard touchdown reception against Notre Dame in the Fiesta Bowl ... Started every game as a junior and caught 30 passes for 351 yards and one touchdown ... Second-team all-conference as a sophomore and caught 31 passes for 326 yards on five touchdowns ... Reception total was the most by a Colorado tight end since 1984 ... Played every game in 1991 as a redshirt freshman ... First catch went for a touchdown against Oklahoma ... Caught a game-winning 20-yard touch-

down pass from field goal formation in a 16-12 win over Oklahoma State.

PERSONAL

Christian Fauria was born on Sept. 22, 1971 in Northridge, Calif. ... First-team All-California Interscholastic Federation and first-team All-Del Rey League as a tight end at Crespi (Encino, Calif.) High School ... Team captain and most valuable player as a senior while catching 58 passes for 674 yards and six touchdowns ... Added 78 tackles and six sacks while playing linebacker ... Played only one season of basketball earning most valuable player honors after averaging 16.0 points and 13.0 rebounds per game as a senior ... Also lettered in track ... Inducted into his high school's hall of fame on June 1, 2002 ... Attended the same high school as N.Y. Giants safety Shaun Williams ... Owns his own masonry business along with one of his brothers ... One brother, Lance, lettered as a tight end at the University of Washington in 1984 and another, Quinn, played fullback at Northern Arizona in 1989 ... His sister, Julie, played basketball at the College of the Canyons ... Hosted the Christian Fauria Putt-Putt Invitational in 1998 to benefit the Boys and Girls Clubs of King County ... Christian and his wife Rhonda have two daughters, Riley (06/06/00) and Camryn (03/29/04), and son, Caleb (08/28/01) ... Majored in communications at Colorado.

CHRISTIAN FAURIA

Pos: TE **Ht:** 6-4 **Wt:** 250 **Year:** 11th **Acq:** UFA (SEA)-02 **College:** Colorado **Born:** 9/22/71

Regular Season			Receiving					Kickoff Returns					Misc.	
Year	Team	P/S	No	Yds	Avg	Lg	TD	No	Yds	Avg	Lg	TD	SpT	2-Pt
1995	Seattle	14/9	17	181	10.6	20t	1	0	0	0	0	0	3	0
1996	Seattle	10/9	18	214	11.9	23t	1	1	8	8.0	8	0	0	0
1997	Seattle	16/3	10	110	11.0	25	0	0	0	0	0	0	4	0
1998	Seattle	16/15	37	377	10.2	25	2	0	0	0	0	0	0	0
1999	Seattle	16/16	35	376	10.7	25	0	2	15	7.5	8	0	2	0
2000	Seattle	15/10	28	237	8.5	16	2	1	9	9	9	0	1	0
2001	Seattle	16/11	21	188	9.0	30	1	1	0	0	0	0	1	1
2002	Patriots	16/13	27	253	9.4	33	7	0	0	0	0	0	0	1
2003	Patriots	16/13	28	285	10.2	28	2	1	0	0	0	0	0	0
2004	Patriots	16/10	16	195	12.2	25	2	0	0	0	0	0	0	0
Totals-10 years		151/109	237	2,416	10.2	33	18	6	32	5.3	9	0	11	2
Regular Season			Receiving					Kickoff Returns					Misc.	
Year	Team	P/S	No	Yds	Avg	Lg	TD	No	Yds	Avg	Lg	TD	SpT	2-Pt
1999	Seattle	1/1	3	31	10.3	14	0	0	0	0	0	0	0	0
2003	Patriots	3/1	4	50	12.5	19	0	0	0	0	0	0	0	0
2004	Patriots	3/2	2	26	13.0	17	0	0	0	0	0	0	0	0
Totals-3 Years		7/5	9	107	11.9	19	0	0	0	0	0	0	0	0

FAURIA'S CAREER GAME BY GAME

1995	Opponent	P/S	No.	Yds.	Avg.	Lg	TD	W/L	Score	12/24	at Kansas City	p	1	9	9.0	9	0	L	3-26
09/03	Kansas City	p	3	37	12.3	18	0	L	10-34	1995	Totals	14/9	17	181	10.6	20t	1	8-8	
09/10	at San Diego	S	4	41	10.3	20t	1	L	10-14	1996	Opponent	P/S	No.	Yds.	Avg.	Lg	TD	W/L	Score
09/17	Cincinnati	S	1	9	9.0	9	0	W	24-21	09/01	at San Diego	p	3	19	6.3	8	0	L	7-29
10/01	Denver	S	2	37	18.5	19	0	W	27-10	09/08	Denver	S	4	53	13.3	23t	1	L	20-30
10/08	at Oakland	S	0	0	0.0	0	0	L	14-34	09/15	Kansas City	S	1	19	19.0	19	0	L	17-35
10/15	at Buffalo	S	1	11	11.0	11	0	L	21-27	09/22	at Tampa Bay	S	1	18	18.0	18	0	W	17-13
10/22	San Diego	S	3	22	7.3	8	0	L	25-35	09/29	Green Bay	S	3	36	12.0	21	0	L	10-31
10/29	at Arizona	S	0	0	0.0	0	0	L	14-20	10/06	at Miami	S	0	0	0.0	0	0	W	22-15
11/05	N.Y. Giants	S	1	5	5.0	5	0	W	30-28	10/17	at Kansas City	S	2	20	10.0	11	0	L	16-34
11/12	at Jacksonville	S	1	10	10.0	10	0	W	47-30	10/27	San Diego	S	0	0	0.0	0	0	W	32-13
11/19	at Washington							W	27-20	11/03	Houston	S	1	15	15.0	15	0	W	23-16
11/26	N.Y. Jets							L	10-16	11/10	Minnesota	S	3	34	11.3	17	0	W	42-23
12/03	Philadelphia	p	0	0	0.0	0	0	W	26-24	11/17	at Detroit							L	16-17
12/10	at Denver	p	0	0	0.0	0	0	W	31-27	11/24	Oakland							L	21-27
12/17	Oakland	p	0	0	0.0	0	0	W	44-10	12/01	at Denver							L	7-34

FAURIA'S CAREER GAME BY GAME (CONT.)

1996	Opponent	P/S	No.	Yds.	Avg.	Lg	TD	W/L	Score
12/08	at Buffalo							W	26-18
12/15	at Jacksonville							L	13-20
12/22	at Oakland							W	28-21
1996 Totals									
10/9	18			214		19.5	23t	1	7-9
1997	Opponent	P/S	No.	Yds.	Avg.	Lg	TD	W/L	Score
08/31	N.Y. Jets	S	2	27	13.5	19	0	L	3-41
09/07	Denver	S	1	10	10.0	10	0	L	14-35
09/14	at Indianapolis	p	0	0	0.0	0	0	W	31-3
09/21	San Diego	p	0	0	0.0	0	0	W	26-22
09/28	at Kansas City	S	0	0	0.0	0	0	L	17-20
10/05	Tennessee	p	2	13	6.5	7	0	W	16-13
10/19	at St. Louis	p	0	0	0.0	0	0	W	17-9
10/26	Oakland	p	0	0	0.0	0	0	W	45-34
11/02	at Denver	p	0	0	0.0	0	0	L	27-30
11/09	at San Diego	p	0	0	0.0	0	0	W	37-31
11/16	at New Orleans	p	0	0	0.0	0	0	L	17-20
11/23	Kansas City	p	0	0	0.0	0	0	L	14-19
11/30	Atlanta	p	1	25	25.0	25	0	L	17-24
12/07	at Baltimore	p	2	19	9.5	14	0	L	24-31
12/14	at Oakland	p	1	7	7.0	7	0	W	22-21
12/21	San Francisco	p	1	9	9.0	9	0	W	38-9
1997 Totals									
16/3	10			110		11.0	25	0	8-8
1998	Opponent	P/S	No.	Yds.	Avg.	Lg	TD	W/L	Score
09/06	at Philadelphia	S	1	9	9.0	9	0	W	38-0
09/13	Arizona	S	0	0	0.0	0	0	W	33-14
09/20	Washington	S	3	18	6.0	11	0	W	24-14
09/27	at Pittsburgh	S	1	14	14.0	14t	1	L	10-13
10/04	at Kansas City	S	1	13	13.0	13	0	L	6-17
10/11	Denver	S	4	53	13.2	16	0	L	16-21
10/25	at San Diego	S	0	0	0.0	0	0	W	27-20
11/01	Oakland	S	4	56	14.0	25	0	L	18-31
11/08	Kansas City	S	2	20	10.0	14	0	W	24-12
11/15	at Oakland	S	4	32	8.0	12t	1	L	18-31
11/22	at Dallas	S	0	0	0.0	0	0	L	22-30
11/29	Tennessee	S	4	28	7.0	10	0	W	20-18
12/06	at N.Y. Jets	S	3	26	8.7	14	0	L	31-32
12/13	San Diego	S	4	31	7.8	11	0	W	38-17
12/20	Indianapolis	p	1	10	10.0	10	0	W	27-23
12/27	at Denver	S	5	67	13.4	24	0	L	21-28
1998 Totals									
16/15	37			377		10.2	25	2	8-8
1999	Opponent	P/S	No.	Yds.	Avg.	Lg	TD	W/L	Score
09/12	Detroit	S	0	0	0.0	0	0	L	20-28
09/19	at Chicago	S	0	0	0.0	0	0	W	14-13
09/26	at Pittsburgh	S	2	30	15.0	15	0	W	29-10
10/03	Oakland	S	2	17	8.5	9	0	W	22-21
10/17	at San Diego	S	4	60	15.0	25	0	L	10-13
10/24	Buffalo	S	3	42	14.0	19	0	W	26-16
11/01	at Green Bay	S	2	11	5.5	10	0	W	27-7
11/07	Cincinnati	S	1	14	14.0	14	0	W	37-20
11/14	Denver	S	1	6	6.0	6	0	W	20-17
11/21	at Kansas City	S	2	20	10.0	11	0	W	31-19
11/28	Tampa Bay	S	3	15	5.0	7	0	L	3-16
12/05	at Oakland	S	1	7	7.0	7	0	L	21-30
12/12	San Diego	S	4	35	8.8	18	0	L	16-19
12/19	at Denver	S	1	11	11.0	11	0	L	30-36
12/26	Kansas City	S	6	84	14.0	19	0	W	23-14
01/02	at N.Y. Jets	S	3	24	8.0	13	0	L	9-19
1999 Totals									
16/16	35			376		10.7	25	0	9-7
01/09	Miami	S	3	31	10.3	14	0	L	17-20
1999 Postseason		P/S	No.	Yds.	Avg.	Lg	TD	W/L	Score
09/03	at Miami							L	0-23
09/10	St. Louis	p	0	0	0.0	0	0	L	34-37
09/17	New Orleans	p	2	16	8.0	9	0	W	20-10
09/24	at San Diego	p	1	13	13.0	13	0	W	20-12
10/02	at Kansas City	S	4	25	6.3	8	0	L	17-24
10/08	at Carolina	S	3	24	8.0	12	0	L	3-26
10/15	Indianapolis	S	0	0	0.0	0	0	L	24-37
10/22	at Oakland	p	1	6	6.0	6	0	L	3-31
10/29	Kansas City	S	5	50	10.0	16	1	L	19-24
11/05	San Diego	S	1	10	10.0	10t	1	W	17-15
11/12	at Jacksonville	S	3	25	8.3	13	0	W	28-21
11/26	Denver	S	3	16	5.3	7	0	L	31-38
12/03	at Atlanta	S	1	9	9.0	9	0	W	30-10
12/10	at Denver	p	1	9	9.0	9	0	L	24-31
12/16	Oakland	S	1	8	8.0	8	0	W	27-24
12/23	Buffalo	S	2	26	13.0	14	0	L	23-42
2000 Totals									
15/10	28			237		8.5	16	2	6-10

2001	Opponent	P/S	No.	Yds.	Avg.	Lg	TD	W/L	Score
09/09	at Cleveland	S	0	0	0.0	0	0	W	9-6
09/23	Philadelphia	S	2	13	6.5	11	0	L	3-27
09/30	at Oakland	p	4	34	8.5	12	1	L	14-38
10/07	Jacksonville	S	1	5	5.0	5	0	W	24-15
10/14	Denver	S	1	12	12.0	12	0	W	34-21
10/28	Miami	S	2	16	8.0	9	0	L	20-24
11/04	at Washington	S	2	25	12.5	14	0	L	14-27
11/11	Oakland	S	0	0	0.0	0	0	W	34-27
11/18	at Buffalo	S	2	13	6.5	7	0	W	23-20
11/25	at Kansas City	p	0	0	0.0	0	0	L	7-19
12/02	San Diego	p	0	0	0.0	0	0	W	13-10
12/09	at Denver	S	2	14	7.0	9	0	L	7-20
12/16	Dallas	S	2	14	7.0	9	0	W	29-23
12/23	at N.Y. Giants	p	2	12	6.0	6	0	L	24-27
12/30	at San Diego	p	0	0	0.0	0	0	W	25-22
01/06	Kansas City	S	1	30	30.0	30	0	W	21-18
2001 Totals									
16/11	21			188		9.0	30	1	9-7
2002	Opponent	P/S	No.	Yds.	Avg.	Lg	TD	W/L	Score
09/09	Pittsburgh	S	2	11	5.5	7	1	W	30-14
09/15	at N.Y. Jets	S	-	-	-	-	-	W	44-7
09/22	Kansas City	p	1	8	8.0	8	0	W	41-38
09/29	at San Diego	S	4	39	9.8	24	1	L	14-21
10/05	at Miami	S	1	18	18.0	18	0	L	13-26
10/13	Green Bay	S	3	25	8.3	10	0	L	10-28
10/27	Denver	S	3	23	7.7	9	1	L	16-24
11/03	at Buffalo	S	2	8	4.0	5t	1	W	38-7
11/10	at Chicago	p	1	5	5.0	5	0	W	33-30
11/17	at Oakland	S	2	38	19.0	33	0	L	20-27
11/24	Minnesota	S	2	10	5.0	9t	2	W	24-17
11/28	at Detroit	S	2	19	9.5	15	0	W	20-12
12/08	Buffalo	p	1	33	33.0	33	0	W	27-17
12/16	at Tennessee	S	-	-	-	-	-	L	17-30
12/22	N.Y. Jets	S	2	12	6.0	6t	1	L	17-30
12/29	Miami	S	1	4	4.0	4	0	W	27-24
2002 Totals									
16/13	27			253		9.4	33	7	9-7
2003	Opponent	P/S	No.	Yds.	Avg.	Lg	TD	W/L	Score
09/07	at Buffalo	S	1	7	7.0	7	0	L	0-31
09/14	at Philadelphia	S	3	19	6.3	8t	2	W	31-10
09/21	New York Jets	p	3	49	16.3	28	0	W	23-16
09/28	at Washington	S	3	31	10.3	16	0	L	17-20
10/05	Tennessee	S	2	33	16.5	18	0	W	38-30
10/12	N.Y. Giants	S	1	7	7.0	7	0	W	17-6
10/19	at Miami	S	2	16	8.0	8	0	W	19-13
10/26	Cleveland	S	-	-	-	-	-	W	9-3
11/03	at Denver	p	2	30	15.0	20	0	W	30-26
11/16	Dallas	p	3	24	8.0	11	0	W	12-0
11/23	at Houston	S	1	10	10.0	10	0	W	23-20
11/30	at Indianapolis	S	5	45	9.0	16	0	W	38-34
12/07	Miami	S	-	-	-	-	-	W	12-0
12/14	Jacksonville	S	-	-	-	-	-	W	27-13
12/20	at New York Jets	S	1	10	10.0	10	0	W	21-16
12/27	Buffalo	S	1	4	4.0	4	0	W	31-0
2003 Totals									
16/13	28			285		10.2	28	2	14-2
01/10	Tennessee	p	3	42	14.0	19	0	W	17-14
01/18	Indianapolis	S	1	8	8.0	8	0	W	24-14
02/01	at Carolina	p	-	-	-	-	-	W	32-29
2003 Postseason		P/S	No.	Yds.	Avg.	Lg	TD	W/L	Score
09/09	Indianapolis	p	1	5	5.0	5	0	W	27-24
09/19	at Arizona	S	-	-	-	-	-	W	23-12
10/03	at Buffalo	S	2	24	12.0	17	0	W	31-17
10/10	Miami	S	-	-	-	-	-	W	24-10
10/17	Seattle	p	-	-	-	-	-	W	30-20
10/24	N.Y. Jets	p	-	-	-	-	-	W	13-7
10/31	at Pittsburgh	S	-	-	-	-	-	L	20-34
11/07	at St. Louis	p	-	-	-	-	-	W	40-22
11/14	Buffalo	S	1	5	5.0	5t	1	W	29-6
11/22	at Kansas City	S	1	14	14.0	14	0	W	27-19
11/28	Baltimore	p	-	-	-	-	-	W	24-3
12/05	at Cleveland	p	1	25	25.0	25	0	W	42-15



5-10 ★ 180 lbs ★ Born 10/23/62 ★ Exp. (NFL/Patriots): 12/4
GP/GS (Playoffs): 87/66 (2/2) ★ Acq: FA(SD)-05 ★ Boston College ★ Natick, Mass.

CAREER TRANSACTIONS

Doug Flutie was signed by the New England Patriots as a veteran free agent on April 29, 2005 ... Selected by the New Jersey Generals of the USFL in the 1985 territorial draft ... Signed with the Generals (02/04/85) ... Drafted by the Los Angeles Rams in the 11th round (285th overall) of the 1985 NFL Draft (05/01/85) ... Traded from the Rams to the Chicago Bears (10/14/86) along with a fourth-round pick in the 1987 NFL Draft in exchange for third- and sixth-round selections in the 1987 NFL Draft ... Signed with Chicago (10/21/86) ... Traded from the Bears to the Patriots (10/13/86) in exchange for an eighth round selection in the 1988 NFL Draft (208th overall – DB David Tate) ... Released by the Patriots following the 1989 season ... Signed with the B.C. Lions of the Canadian Football League in June, 1990 ... Signed with the Calgary Stampeders of the CFL as a free agent (03/23/92) ... Signed with the Toronto Argonauts of the CFL as a free agent (03/15/96) ... Signed with the Buffalo Bills as a free agent (01/20/98) ... Signed to a contract extension by the Bills (03/15/99) ... Released by the Bills (03/01/01) ... Signed with the San Diego Chargers as a free agent (03/09/01) ... Signed a three-year contract with the Chargers (03/03/04) ... Released by the Chargers (03/11/05).

CAREER HIGHLIGHTS

Career NFL GP/GS: 87/66 (2/2)

★ Flutie is in his 21st season in professional football, including stints in the NFL (1986-89, 1998-Present), the USFL (1985) and the CFL (1990-97). In his pro career, he has thrown for 58,150 yards, a total that ranks third in football history, trailing only Warren Moon (70,325 yards) and Dan Marino (61,361).

★ Flutie enters the 2005 season having played in 87 career NFL games, including 66 as a starter. He has compiled a starting record of 38-28 (.576), including a 23-9 (.719) mark in home games.

★ Flutie was a member of the San Diego Chargers from 2001-04 and served primarily as the backup to Pro Bowler Drew Brees over the last three seasons. He started all 16 games for the first time in his NFL career in 2001 and over the last two seasons (2003-04) has seen action in 10 games with six starts.

★ Flutie was named to the Pro Bowl in 1998, following a season in which he won Comeback Player of the

Year honors from the Associated Press and *Pro Football Weekly*. In just 10 starts that season, he threw an NFL career high 20 touchdown passes and led the Bills to the playoffs.

★ Flutie was the primary starter for the Buffalo Bills for two seasons (1998-99) and led Buffalo to the playoffs in both years.

★ In 1999, Flutie ran for a career-high 476 yards, leading all NFL signal callers in rushing and setting a Buffalo Bills record for single-season rushing yards by a quarterback.

★ Flutie is in his second tour of duty with New England, having previously been with his hometown team from 1987-89. Over that span, he played in 17 games with 13 starts, compiling an 8-5 (.615) record as a starter.

★ In 1988, Flutie started nine games for the Patriots, including a stretch where he led the team to six wins in an eight-game span. His efforts earned him the team's "Unsung Hero" award.

★ Flutie returned to the NFL in 1998 following an eight-season CFL career where he was named the league's most outstanding player a league-record six times. In

Canada between 1990-97, he led his teams to three Grey Cup championships and was named Grey Cup MVP following all three victories.

★ On Nov. 9, 2003, Flutie became the first NFL player over 40 years old to rush for two touchdowns in a game, leading the Chargers to a win over Minnesota. He was named AFC Offensive Player of the Week and FedEx Air NFL Player of the Week for his efforts.

★ Flutie owns a career record of 12-2 in games he has started in Foxborough, including NFL and college games. He was 5-0 as a starter for the Patriots in Foxborough from 1988-89.

SEASONAL REVIEWS

2004 (2/1 – San Diego): Served as the backup to Pro Bowler Drew Brees and played in two games, earning the start in the season finale. **N.Y. Jets (9/19):** Played in the fourth quarter after Brees left the game with a

concussion ... In one series, scored a touchdown on a six-yard run to cap an 18-play, 81-yard drive ... Scored with 30 seconds left in the game to bring San Diego to within 34-28, but the Jets recovered San Diego's onside kick and ran out the clock ... Com-

EXTRA POINTS

● Off the field, Doug is devoted to the Doug Flutie, Jr. Foundation for Autism, named after his son who is affected by the disorder. The foundation has hosted basketball and golf tournaments and a 5K road race to generate funds to raise awareness and support for autism. Additionally, money raised through the sale of Flutie Flakes cereal and candy bars goes to support the foundation.

● Doug is an accomplished drummer and along with his brother Darren, a former NFL and CFL wide receiver, are in a rock band called "The Flutie Brothers." Doug has also been a guest drummer for bands such as Aerosmith, Bon Jovi, Lynyrd Skynyrd, Boston, Barenaked Ladies and the Dave Matthews Band.

pleted 7 of 16 passes for 77 yards. **Kansas City (1/2):** Started against the Chiefs and led the team to a 24-17 win ... Completed 13 of 22 passes for 199 yards and a touchdown, covering 10 yards to Ryan Krause ... Also scored a touchdown on one-yard run as he rushed three times for 25 yards.

2003 (7/5 – San Diego): Received the Chargers' Emil Karas Award as co-Most Inspirational Player after starting five of seven games ... Was named AFC Offensive Player of the Week and FedEx Air NFL Player of Week for his efforts against Minnesota (11/9) ... Ran for a career-high two touchdowns (11/9), becoming the first NFL player over 40 years old to run for multiple touchdowns in a game. **Chicago (11/2):** Saw his first action of the season when he replaced ineffective Drew Brees in fourth quarter ... Led an eight-play, 74-yard touchdown drive on his first series. **Minnesota (11/9):** Named AFC Offensive Player of Week, FedEx Air NFL Player of Week and SI.com columnist Peter King's Offensive Player of Week ... Started and passed for two touchdowns and ran for two more scores ... Completed 21 of 29 passes for 248 yards with no interceptions ... Set a career high with two rushing touchdowns on scores from three and 13 yards ... Threw a three-yard touchdown pass to David Boston and a four-yarder to Antonio Gates ... Recorded his first rushing touchdown since Oct. 28, 2001 against Buffalo and his first touchdown pass since Dec. 30, 2001 against Seattle ... At 41 years, 17 days became the oldest quarterback to start NFL game since Warren Moon at 44 years, eight days for Kansas City at San Diego on Nov. 26, 2000. **Denver (11/16):** Tossed a 19-yard touchdown strike to Kassim Osgood in the fourth quarter ... Rushed for a season-high 53 yards on eight carries. **Cincinnati (11/23):** Threw touchdown passes of 37 and 26 yards to David Boston. **Kansas City (11/30):** Tossed a 20-yard touchdown to David Boston and an 18-yarder to Antonio Gates. Detroit (12/7): Threw for 244 yards and two touchdowns covering 16 and 73 yards to LaDainian Tomlinson in 14-7 win. **Pittsburgh (12/21):** Replaced an ineffective Drew Brees in the fourth quarter.

2002 (1/0 – San Diego): Served as Drew Brees' backup for the season and played in one game. **Buffalo (12/15):** Saw his only action of season, relieving Drew Brees in the fourth quarter ... Completed a 47-yard pass.

2001 (16/16 – San Diego): Started a full NFL season for the first time in his career and set a career high with 3,464 yards passing, seventh-most in Chargers' team history ... Recorded the most yards by Chargers quarterback since Dan Fouts passed for 3,638 yards in 1985 ... Had four 300-yard passing games. **Dallas (9/23):** Threw for 348 yards and two touchdowns, including a season-long 78-yard pass to Tim Dwight ... His 348 yards was third-highest regular-season total in career. **Denver (10/21):** Matched his season high with two touchdown passes ... Had his streak of 152 consecutive passes thrown without interception snapped ... The streak began in the season opener against Washington on Sept. 9 and tied for third longest streak in team history. **Buffalo (10/28):** Scored the game-winning touchdown on 13-yard run against his former club ... Marked the sixth rushing touchdown of his NFL career and his first of the season. **Denver (11/11):** Completed a 72-yard touchdown pass to Curtis Conway ... Was his longest touchdown pass of season and longest since 84-yard touchdown pass to Eric Moulds at New England (11/29/98). **Arizona (11/25):** Threw for 308 yards on 33 of 44 passing with two touchdowns ... Completed 13 straight pass attempts against Cardinals, tied for third-longest completion streak in team history. **Seattle (12/30):** Totaled a career-high 377

yards in the season finale ... Also set new career highs with 34 completions and 53 attempts against Seahawks ... His 34 completions were the third-most in game by a Chargers quarterback.

2000 (11/5 – Buffalo): Played in 11 games with five starts and posted a record of 4-1 as starter ... Served as the backup to Rob Johnson for much of the season. **San Diego (10/15):** Replaced an injured Rob Johnson against and completed two of three passes for 30 yards to set up Steve Christie's game-winning field goal in overtime. **New England (11/5):** Earned the start and led the Bills to a 16-13 overtime victory to improve his career record to 12-1 at Foxboro Stadium. **Chicago (11/12):** His third quarter interception snapped a streak of 140 consecutive passes without interception, the third longest streak Bills history. **Seattle (12/23):** Started the season finale at Seattle and guided the Bills to season highs in points (42) and yards (579) ... The 579 yards of total offense was the second-most in club history ... Finished the day 20 of 25 (.800) for 366 yards and three touchdowns.

1999 (15/15 – Buffalo): Set the Bills' team record for rushing yards by quarterback and led all NFL quarterbacks with 476 rushing yards ... Led the team to the playoffs for the second consecutive season. Indianapolis (9/12): Posted his third career 300-yard game in the season opener. **N.Y. Jets (9/19):** Rushed for a career-high 67 yards, including a 24-yard touchdown run. **Baltimore (10/31):** Became the fifth quarterback in pro history to surpass the 50,000 yards barrier in a come-from-behind win against the Ravens. **Washington (11/7):** Earned AFC Player of the Week honors after completing 73 percent of his passes (16 of 22) for 211 yards and two touchdowns.

1998 (13/10, 1/1 – Buffalo): Earned his first career Pro Bowl selection and NFL Comeback Player of Year honors from Associated Press and *Pro Football Weekly* ... Took over the starting quarterback job five games into season and led Bills to 7-3 mark in 10 regular-season starts, including a 5-1 mark at home ... Posted the third and fourth highest single-game passing percentages in team history (.821) at Indianapolis Oct. 11 and (.818) at Carolina Oct. 25 ... Threw only 11 interceptions in 354 attempts (.0311), the lowest career mark in team history (min. 250 attempts) ... Earned team's Player of Week honors five times. **San Diego (9/6):** Made his first NFL appearance since Dec. 13, 1989 when he replaced an injured Rob Johnson (concussion) in the third quarter. **Indianapolis (10/11):** Took over after Johnson injured ribs on the third offensive play and rallied Buffalo from a 12-7 halftime deficit to score 24 unanswered points in second half while recording an 82.1 percent completion rate, the third-highest in team history ... Named NFL's Miller Lite Player of Week. **Carolina (10/25):** Completed 81.8 percent of passes (18 of 22), including an 82-yard touchdown pass to Eric Moulds ... His completion percentage against the Panthers was the fourth-best in team history and made him the only Bills quarterback to post two 80 percent games in one season. **Miami (11/1):** Threw three touchdowns to rally Buffalo from a 10-point fourth quarter deficit and earn AFC Offensive Player of Week honors for second time in his career. **N.Y. Jets (11/8):** Suffered first loss at the Meadowlands after a 9-0 run in college, USFL, and NFL. **New England (11/29):** Set a then-career high with 339 passing yards ... Was his first-career 300-yard passing game ... An 84-yard touchdown pass to Moulds was the longest of his career and the fifth-longest touchdown pass in team history ... The loss to the Patriots snapped Flutie's 10-game win streak in Foxboro Stadium dating back to his days at Boston Col-

lege. **Cincinnati (12/6):** Had his second career and second consecutive 300-yard passing day with a 319-yard effort. **N.Y. Jets (12/19):** Suffered his first home loss as an NFL starter (11-1). **Miami (1/2):** Completed 21 of 36 passes for 360 yards in a Wild Card playoff loss.

1997 (CFL – Toronto Argonauts): Led the CFL in passing and powered the Toronto Argonauts to the Grey Cup championship for the second straight season ... Repeated as the championship game's Most Valuable Player ... Earned CFL Most Outstanding Player honors for sixth time in eight seasons ... Completed 430 of 673 passes (.639) for 5,505 yards and a club record 47 touchdowns ... Completed 30 of 38 for 352 yards and three touchdowns in 47-23 Grey Cup championship game victory over Saskatchewan.

1996 (CFL – Toronto Argonauts): Signed with Toronto as a free agent ... Set club records with 434 completions, 677 attempts and 5,720 yards ... Also rushed for 756 yards on 101 carries, the best single-season ever by an Argos quarterback ... Topped 300 passing yards 11 times ... Ended the season as the league's Most Outstanding Player after helping Toronto win the Grey Cup ... Earned Most Valuable Player honors in the championship game.

1995 (CFL – Calgary Stampeders): Completed a career-best 67.2 percent of his passes while throwing just five interceptions in 332 attempts ... Missed seven games due to an elbow injury, marking his first injury-related absence in five seasons ... Led Stampeders to the Grey Cup title game, but they fell to Baltimore.

1994 (CFL – Calgary Stampeders): Named the league's Most Outstanding Player ... Set CFL single-season record with 48 touchdown passes for Calgary, surpassing his own mark by four ... Set league record for passing efficiency with rating of 118.2 while leading the CFL in passing ... The Stampeders set a league record with 698 points ... Scored eight touchdowns (six passing, two rushing) against Winnipeg on Aug. 23.

1993 (CFL – Calgary Stampeders): Named the league's Most Outstanding Player ... Led the CFL in passing and topped the 6,000-yard mark for the second time in his career ... Threw for over 400 yards seven times, including a club-record 556 yards at Ottawa Aug. 6 ... Helped the Stampeders to their best ever regular-season record at 15-3 ... Scored 11 of the team's 15 rushing touchdowns.

1992 (CFL – Calgary Stampeders): Earned the CFL's Most Outstanding Player honors for Calgary while leading the Stampeders to the Grey Cup title ... Named MVP in Calgary's defeat of Winnipeg for Flutie's first Grey Cup win ... Attempted a team-record 63 passes at Saskatchewan on Aug. 7 ... Topped 15,000 passing yards in his 51st CFL game, making him the fastest ever to reach the mark.

1991 (CFL – B.C. Lions): Selected league's Most Outstanding Player ... Set 23 CFL and British Columbia Lions records ... Responsible for 52 touchdowns, including 14 on the ground and 38 passing ... His 6,619 passing yards and 466 completions set single-season CFL records.

1990 (CFL – B.C. Lions): Signed with the British Columbia Lions as free agent ... Ranked sixth in the CFL in passing and eighth in rushing.

1989 (5/3 – New England): Started three games and posted mark of 1-2.

1988 (11/9 – New England): Received the Patriots' "Unsung Hero" award ... Earned AFC Offensive Player of the Week honors for his Oct. 2 performance against Indianapolis ... Entered at the start of the fourth quarter of a

7-7 game and completed 12 of 16 passes for 132 yards, along with a 13-yard scoring run with 23 seconds left to claim a 21-17 victory ... Was the team's third leading rusher with 179 yards.

1987 (1/0 – Chicago; 1/1 – New England): Traded by Chicago to New England on Oct. 13 ... His only action came at Houston on Oct. 18 when he started and went 15 of 25 for 199 yards, including a 27-yard touchdown pass in a 21-7 win.

1986 (4/1, 1/1 – Chicago): Made his first NFL start in place of an injured Mike Tomczak at Dallas on Dec. 21 ... His first NFL completion was a 52-yard pass to Willie Gault followed by a 27-yard touchdown pass to Walter Payton versus Tampa Bay on Dec. 7 ... Started Chicago's playoff game against the Redskins on Jan. 3 ... Signed by the Bears on Oct. 21 after being traded by Los Angeles Rams Oct. 14.

1985 (USFL – New Jersey Generals): Selected by the Los Angeles Rams in the 11th round of the 1985 NFL Draft (285th overall) and spent the season on L.A.'s developmental squad ... Was a territorial draft pick of the USFL's New Jersey Generals ... Played in 15 games with the Generals, completing 134 of 281 passes (.477) for 2,109 yards, 13 touchdowns and 14 interceptions ... Rushed 65 times for 465 yards and six touchdowns ... New Jersey Generals were owned by Donald Trump.

COLLEGE

Flutie won the 1984 Heisman Trophy as a senior at Boston College ... Left school as the NCAA's all-time passing yardage leader with 10,579 yards ... Named a consensus All-American as senior ... Earned Player of the Year honors from UPI, Kodak, *Sporting News* and Maxwell Club ... Produced one of the greatest plays in college football history at Miami on Nov. 23, 1984 when he threw a 48-yard touchdown pass to Gerard Phelan as time expired to give Boston College 47-45 upset win over Canes ... Played at Boston College from 1981-84 ... Graduated with degrees in computer science and speech communications.

PERSONAL

Douglas Richard Flutie was born on Oct. 23, 1962 in Manchester, Maryland ... Named all-league in football, basketball and baseball at Natick High School in Natick, Mass. ... His younger brother Darren retired in 2003 after an outstanding career in the CFL as the league's career leader in regular season and playoff receptions and ranked second in league history in receiving yards ... Doug and his wife, Laurie, have daughter, Alexa, and son, Doug ... The Fluties reside in Natick, Mass.

SINGLE-GAME CAREER HIGHS

Passing

Attempts:	53	vs. Seattle, Dec. 30, 2001
Completions:	34	vs. Seattle, Dec. 30, 2001
Yards:	377	vs. Seattle, Dec. 30, 2001
Passing Touchdowns:	4	vs. Chicago, Oct. 30, 1988
Long:	841	at New England, Nov. 29, 1998
Completion Percentage:	.821 (23 of 28)	at Indianapolis, Oct. 11, 1998

Rushing

Attempts:	11	vs. New England, Nov. 15, 1998
Yards:	67	vs. New York Jets, Sept. 19, 1999
Long:	32	vs. New England, Dec. 17, 2000
Touchdowns:	2	vs. Minnesota, Nov. 9, 2003

DOUG FLUTIE

Pos: QB Ht: 5-10 Wt: 180 lbs Year: 12th Acq: FA(SD)-05 College: Boston College Born: 10/23/62

Regular Season			Passing										Rushing				
Year	Team	G/S	Att	Cmp	Yds	Yds/Att	Pct	TD	Int	Lg	Sacks	Rating	Rush	Yds	Avg.	Lg	TD
1985	United States Football League; New Jersey Generals																
1986	Bears	4/1	46	23	361	7.85	50.0	3	2	58	6/30	80.1	9	36	4.0	19	1
1987	Bears	1/0	0	0	0	0.0	0.0	0	0	0	0/0	--	0	0	0.0	0	0
1987	Patriots	1/1	25	15	199	7.96	60.0	1	0	30	1/3	98.6	6	43	7.2	13	0
1988	Patriots	11/9	179	92	1150	6.42	51.4	8	10	80	11/65	63.3	38	179	4.7	16	1
1989	Patriots	5/3	91	36	493	5.42	39.6	2	4	36	6/52	46.6	16	87	5.4	22	0
1990-97 Canadian Football League; British Columbia (1990-91), Calgary (1992-95), Toronto (1996-97)																	
1998	Bills	13/10	354	202	2711	7.66	57.1	20	11	84	12/78	87.4	48	248	5.2	23	1
1999	Bills	15/15	478	264	3171	6.63	55.2	19	16	54	26/176	75.1	88	476	5.4	24	1
2000	Bills	11/5	231	132	1700	7.36	57.1	8	3	52	10/68	86.5	36	161	4.5	23	1
2001	Chargers	16/16	521	294	3464	6.65	56.4	15	18	78	25/168	72.0	53	192	3.6	16	1
2002	Chargers	1/0	11	3	64	5.82	27.3	0	0	47	0/0	51.3	1	6	6.0	6	0
2003	Chargers	7/5	167	91	1097	6.57	54.5	9	4	73	8/27	82.8	33	168	5.1	17	2
2004	Chargers	2/1	38	20	276	7.26	52.6	1	0	29	1/7	85.0	5	39	7.8	20	2
Totals-11 years		87/66	2141	1172	14686	6.86	54.7	86	68	84	106/674	76.4	333	1635	4.9	32	10
Postseason			Passing										Rushing				
Year	Team	G/S	Att	Cmp	Yds	Yds/Att	Pct	TD	Int	Lg	Sacks	Rating	Rush	Yds	Avg.	Lg	TD
1986	Bears	1/1	31	11	134	4.32	35.5	1	2	50	1/7	33.5	2	12	6.0	-	0
1998	Bills	1/1	36	21	360	10.0	58.3	1	1	65	3/21	90.0	4	29	7.3	14	0
1999	Bills	0/0	0	0	0	0.0	0.0	0	0	0	0/0	--	0	0	0.0	0	0
2004	Chargers	0/0	0	0	0	0.0	0.0	0	0	0	0/0	--	0	0	0.0	0	0
Totals-4 years		2/2	67	32	494	7.37	47.8	2	3	65	4/28	63.9	6	41	6.8	14	0

FLUTIE'S CAREER GAME BY GAME

		Passing											Rushing						
1986	Opponent	P/S	Att	Cmp	Yds	Pct	TD	Lg	Int	S	Yds	Rating	Rush	Yds	Avg	Lg	TD	W/L	
11/09	at Tampa Bay	p	1	0	0	0.0	0	-	0	0	0	39.6	1	-1	-1.0	-	0	W	
12/07	Tampa Bay	p	7	2	79	28.6	1	-	0	0	0	113.7	2	7	3.5	-	1	W	
12/15	at Detroit	p	24	13	130	54.2	0	-	1	3	18	52.4	5	11	2.2	-	0	W	
12/21	at Dallas	S	14	8	152	57.1	2	-	1	3	12	104.8	1	19	19.0	-	0	W	
1986 Totals		4/1	46	23	361	50.0	3	58	2	6	30	80.1	9	36	4.0	19	1		
01/03	Washington	S	31	11	134	35.5	1	50	2	1	7	33.5	2	12	6.0	-	0	L	
1987	Opponent	P/S	Att	Cmp	Yds	Pct	TD	Lg	Int	S	Yds	Rating	Rush	Yds	Avg	Lg	TD	W/L	
09/20	Tampa Bay	p	0	0	0	0.0	0	-	0	0	0	--	0	0	0.0	-	0	W	
10/18	at Houston	S	25	15	199	60.0	1	-	0	1	3	98.6	6	43	7.2	-	0	W	
1987 Totals		2/1	25	15	199	60.0	1	30	0	1	3	98.6	6	43	7.2	13	0		
1988	Opponent	P/S	Att	Cmp	Yds	Pct	TD	Lg	Int	S	Yds	Rating	Rush	Yds	Avg	Lg	TD	W/L	
10/02	Indianapolis	p	16	12	132	75.0	1	-	1	-	-	93.8	3	18	6.0	-	1	W	
10/09	at Green Bay	S	33	17	163	51.5	0	-	3	-	-	27.7	4	20	5.0	-	0	L	
10/16	Cincinnati	S	14	10	165	71.4	0	-	0	2	12	110.7	7	36	5.1	-	0	W	
10/23	at Buffalo	S	16	5	58	31.3	1	-	0	-	-	64.1	1	9	9.0	-	0	L	
10/30	Chicago	S	18	6	165	33.3	4	-	0	-	-	107.6	3	10	3.3	-	0	W	
11/06	Miami	S	14	7	74	50.0	1	-	1	-	-	59.8	3	17	5.7	-	0	W	
11/13	at N.Y. Jets	S	20	6	78	30.0	1	-	2	-	-	20.4	5	27	5.4	-	0	W	
11/20	at Miami	S	13	9	78	69.2	0	-	0	-	-	84.8	5	28	5.6	-	0	W	
11/27	at Indianapolis	S	24	15	190	62.5	0	-	1	-	-	69.8	2	16	8.0	-	0	L	
12/04	Seattle	S	10	5	47	50.0	0	-	1	-	-	23.8	5	-2	-0.4	-	0	W	
12/17	at Denver	p	1	0	0	0.0	0	-	1	-	-	0.0	0	0	-	-	0	L	
1988 Totals		11/9	179	92	1150	51.4	8	80	10	11	65	63.3	38	179	4.7	16	1		
1989	Opponent	P/S	Att	Cmp	Yds	Pct	TD	Lg	Int	S	Yds	Rating	Rush	Yds	Avg	Lg	TD	W/L	
10/01	at Buffalo	S	41	15	176	36.6	1	-	1	2	21	48.4	7	43	6.1	-	0	L	
10/08	Houston	S	18	9	145	50.0	0	-	0	1	7	77.3	6	24	4.0	-	0	W	
10/15	at Atlanta	S	30	12	172	40.0	1	-	3	-	-	30.8	2	11	5.5	-	0	L	
11/26	at L.A. Rams	p	1	0	0	0.0	0	-	0	-	-	39.6	0	0	-	-	0	L	
12/03	Indianapolis	p	1	0	0	0.0	0	-	0	-	-	39.6	1	9	9.0	-	0	W	
1989 Totals		5/3	91	36	493	39.6	2	36	4	6	52	46.6	16	87	5.4	22	0		
1998	Opponent	P/S	Att	Cmp	Yds	Pct	TD	Lg	Int	S	Yds	Rating	Rush	Yds	Avg	Lg	TD	W/L	
09/06	at San Diego	p	20	12	158	60.0	2	43t	1	2	15	97.5	3	8	2.7	4	0	L	
09/20	St. Louis	p	2	0	0	0.0	0	0	0	0	0	39.6	0	0	-	0	0	L	
10/11	at Indianapolis	p	28	23	213	82.1	2	24	0	0	0	122.2	3	23	7.7	12	0	W	
10/18	Jacksonville	S	39	18	228	46.2	1	38	0	1	1	73.5	3	22	7.3	11	1	W	
10/25	at Carolina	S	22	18	282	81.8	2	82t	1	0	0	130.1	5	27	5.4	11	0	W	

FLUTIE'S CAREER GAME BY GAME (CONT.)

		Passing											Rushing						
1998	Opponent	P/S	Att	Cmp	Yds	Pct	TD	Lg	Int	S	Yds	Rating	Rush	Yds	Avg	Lg	TD	W/L	
11/01	Miami	S	26	15	206	57.7	3	48t	1	1	9	105.6	2	9	4.5	10	0	W	
11/08	at N.Y. Jets	S	30	12	154	40.0	0	36	2	2	20	29	3	2	0.7	2	0	L	
11/15	New England	S	26	14	178	53.8	1	23	2	0	0	56.3	11	49	4.5	22	0	W	
11/22	Indianapolis	S	28	20	230	71.4	2	67t	0	1	8	119.6	2	10	5.0	6	0	W	
11/29	at New England	S	39	21	339	53.8	2	84t	0	1	10	100.3	5	30	6.0	11	0	L	
12/06	at Cincinnati	S	30	18	319	60.0	2	70t	3	2	10	79	5	21	4.2	23	0	W	
12/13	Oakland	S	26	17	184	65.4	2	27	0	1	2	111.7	3	20	6.7	12	0	W	
12/19	N.Y. Jets	S	38	14	220	36.8	1	35	1	1	3	54.7	3	27	9.0	15	0	L	
1998 Totals		13/10	354	202	2711	57.1	20	84	11	12	78	87.4	48	248	5.2	23	1		
01/02	at Miami	S	36	21	360	58.3	1	65	1	3	21	90.0	4	29	7.3	14	0	L	

1999	Opponent	P/S	Att	Cmp	Yds	Pct	TD	Lg	Int	S	Yds	Rating	Rush	Yds	Avg	Lg	TD	W/L
09/12	at Indianapolis	S	42	22	300	52.4	1	44	2	5	26	63.6	4	24	6.0	8	0	L
09/19	N.Y. Jets	S	25	15	160	60.0	0	19	0	0	0	78.8	7	67	9.6	24t	1	W
09/26	Philadelphia	S	26	18	175	69.2	1	16	1	0	0	84.6	5	32	6.4	13	0	W
10/04	at Miami	S	25	12	186	48.0	1	40	0	1	9	86.4	9	29	3.2	17	0	W
10/10	Pittsburgh	S	32	21	261	65.6	3	49t	0	2	7	122	7	39	5.6	21	0	W
10/17	Oakland	S	41	19	210	46.3	1	33	3	1	9	39.7	3	23	7.7	14	0	L
10/24	at Seattle	S	50	24	294	48.0	2	45	2	3	40	63.3	6	43	7.2	17	0	L
10/31	at Baltimore	S	40	18	155	45.0	1	16	3	3	17	32.8	8	50	6.3	17	0	W
11/07	at Washington	S	22	16	211	72.7	2	34	0	1	2	133	5	40	8.0	14	0	W
11/14	Miami	S	20	10	157	50.0	1	53t	0	0	0	93.1	7	8	1.1	10	0	W
11/21	at N.Y. Jets	S	40	22	220	55.0	1	37	2	2	15	58.3	3	34	11.3	23	0	L
11/28	New England	S	16	9	207	56.3	2	54t	0	0	0	140.6	5	-7	-1.4	2	0	W
12/12	N.Y. Giants	S	32	15	184	46.9	1	36	1	3	23	62.5	6	25	4.2	12	0	L
12/19	at Arizona	S	32	21	239	65.6	2	26	2	2	22	82.7	7	25	3.6	10	0	W
12/26	at New England	S	35	22	212	62.9	0	24	0	3	6	79.7	6	44	7.3	17	0	W
1999 Totals		15/15	478	264	3171	55.2	19	54	16	26	176	75.1	88	476	5.4	24	1	

2000	Opponent	P/S	Att	Cmp	Yds	Pct	TD	Lg	Int	S	Yds	Rating	Rush	Yds	Avg	Lg	TD	W/L
10/08	at Miami	p	6	3	44	50.0	0	25	1	1	4	34.7	0	0	-	-	0	L
10/15	San Diego	p	3	2	30	66.7	0	21	0	0	0	99.3	0	0	-	-	0	W
10/22	at Minnesota	S	43	28	294	65.1	2	25t	0	1	8	100.3	1	8	8.0	8	0	L
10/29	N.Y. Jets	S	35	18	253	51.4	0	52	0	1	1	75.1	4	15	3.8	10	0	W
11/05	at New England	S	37	18	179	48.6	1	24	0	1	5	71.8	5	23	4.6	11	0	W
11/12	Chicago	S	26	16	171	61.5	0	30	1	1	6	64.7	6	6	1.0	6	1	W
11/26	at Tampa Bay	p	10	4	57	40.0	0	17	0	0	0	59.2	2	11	5.5	10	0	L
12/03	Miami	p	9	2	31	22.2	0	22	1	1	13	1.9	1	17	17.0	17	0	L
12/11	at Indianapolis	p	12	6	82	50.0	1	29t	0	1	5	100	0	0	-	-	0	L
12/17	New England	p	25	15	193	60.0	1	42	0	3	26	97.6	9	50	5.6	32	0	W
12/23	at Seattle	S	25	20	366	80.0	3	48	0	0	0	158.3	8	31	3.9	16	0	L
2000 Totals		11/15	231	132	1700	57.1	8	52	3	10	68	86.5	36	161	4.5	23	1	

2001	Opponent	P/S	Att	Cmp	Yds	Pct	TD	Lg	Int	S	Yds	Rating	Rush	Yds	Avg	Lg	TD	W/L
09/09	Washington	S	18	10	129	55.6	0	24	2	1	7	38.7	4	0	0.0	3	0	W
09/23	at Dallas	S	38	23	348	60.5	2	78	0	1	3	108.2	6	15	2.5	11	0	W
09/30	Cincinnati	S	19	12	133	63.2	1	28	0	2	21	101.4	5	3	0.6	3	0	W
10/07	at Cleveland	S	37	17	149	45.9	0	20	0	1	6	57.2	3	9	3.0	11	0	L
10/14	at New England	S	32	20	270	62.5	1	56	0	1	12	99.7	2	1	0.5	1	0	L
10/21	Denver	S	32	21	280	65.6	2	28	1	3	8	101	4	10	2.5	10	0	W
10/28	Buffalo	S	33	21	254	63.6	1	27	0	1	11	97.3	2	12	6.0	13t	1	W
11/04	Kansas City	S	16	6	61	37.5	0	24	1	1	11	23.2	1	3	3.0	3	0	L
11/11	at Denver	S	31	12	165	38.7	1	72t	4	1	18	27.7	2	5	2.5	4	0	L
11/18	at Oakland	S	27	12	98	44.4	0	22	1	0	0	38.8	4	8	2.0	4	0	L
11/25	Arizona	S	44	33	308	75.0	2	28t	0	0	0	108.9	2	9	4.5	12	0	L
12/02	at Seattle	S	33	19	195	57.6	0	28	2	1	10	49.4	2	22	11.0	16	0	L
12/09	at Philadelphia	S	44	20	307	45.5	2	61t	2	2	10	65.2	8	45	5.6	11	0	L
12/15	Oakland	S	37	19	215	51.4	0	34	3	4	9	35.3	4	16	4.0	7	0	L
12/23	at Kansas City	S	27	15	175	55.6	2	27	0	2	11	100.1	2	20	10.0	10	0	L
12/30	Seattle	S	53	34	377	64.2	1	38	2	4	31	75.7	2	14	7.0	11	0	L
2001 Totals		16/16	521	294	3464	56.4	15	78	18	25	168	72.0	53	192	3.6	16	1	

2002	Opponent	P/S	Att	Cmp	Yds	Pct	TD	Lg	Int	S	Yds	Rating	Rush	Yds	Avg	Lg	TD	W/L
12/15	at Buffalo	p	11	3	64	27.3	0	47	0	0	0	51.3	1	6	6.0	6	0	L
2002 Totals		1/0	11	3	64	27.3	0	47	0	0	0	51.3	1	6	6.0	6	0	

FLUTIE'S CAREER GAME BY GAME (CONT.)

		Passing											Rushing					
2003	Opponent	P/S	Att	Cmp	Yds	Pct	TD	Lg	Int	S	Yds	Rating	Rush	Yds	Avg	Lg	TD	W/L
11/02	at Chicago	p	11	8	70	72.7	0	22	0	0	0	89.2	2	19	9.5	17	0	L
11/09	Minnesota	S	29	21	248	72.4	2	32	0	2	1	121	6	18	3.0	13t	2	W
11/16	at Denver	S	25	9	70	36.0	1	19t	1	2	14	41.3	5	11	2.2	12	0	L
11/23	Cincinnati	S	33	15	210	45.5	2	37t	0	2	3	86.7	2	14	7.0	11	0	L
11/30	Kansas City	S	34	16	213	47.1	2	33	2	1	2	62.5	8	53	6.6	12	0	L
12/07	at Detroit	S	25	17	244	68.0	2	73t	1	0	0	109.4	7	30	4.3	13	0	W
12/21	at Pittsburgh	p	10	5	42	50.0	0	15	0	1	7	61.3	3	23	7.7	10	0	L
2003 Totals 7/5		167	91	1097	54.5	9	73	4	8	27	82.8	33	168	5.1	17	2		
		Passing											Rushing					
2004	Opponent	P/S	Att	Cmp	Yds	Pct	TD	Lg	Int	S	Yds	Rating	Rush	Yds	Avg	Lg	TD	W/L
09/19	N.Y. Jets	p	16	7	77	43.8	0	18	0	0	0	58.6	2	14	7.0	8	1	L
01/02	Kansas City	S	22	13	199	59.1	1	29	0	1	7	104.2	3	25	8.3	20	1	W



5-11 ★ 186 lbs ★ Born 5/5/82 ★ Years NFL/Patriots: 2/2
GP/GS (Playoffs): 15/9 (3/3) ★ Acq: FA-04 ★ Louisiana State ★ Brusly, La.

CAREER TRANSACTIONS

Randall Gay was signed by the Patriots as an undrafted free agent on April 29, 2004.

CAREER HIGHLIGHTS

★ Gay started all three playoff games at left cornerback as a rookie in 2004 and was the Patriots' leading tackler in Super Bowl XXXIX, coming up with 11 solo tackles. He finished tied for third on the team with 18 tackles in the playoffs, trailing only Rodney Harrison and Teddy Bruschi.

★ After signing with the Patriots as an undrafted rookie in 2004, Gay went on to start more games (9) than any other Patriots rookie and was the only rookie to start all three playoff games for New England.

SEASONAL REVIEWS

2004 (15/9, 3/3): Started nine of 15 games as a rookie and earned the starting nod at left cornerback in all three playoff games ... Started more games than any other Patriots rookie and was the only first-year player to start all three playoff contests ... Collected 38 tackles (34 solo) and two interceptions and also returned a fumble for a touchdown ... Tied for third on the team with 18 tackles (16 solo) in the playoffs ... Grabbed his first career interception

against Miami (10/10) ... Made his first career start at free safety (10/24) ... Recorded his first career touchdown with a fumble return for a score (12/5) ... Forced a turnover in Super Bowl XXXIX when he caused a Philadelphia fumble. **Indianapolis (9/9):** Made his NFL debut in the season opener ... Played on special teams and as a defensive back. **Miami (10/10):** Saw significant action in the secondary and registered two solo tackles and an interception ... Grabbed his first career interception when he picked off a Jay Fielder pass and returned it 10 yards in the first quarter. **N.Y. Jets (10/24):** Made his first career start at free safety and tallied two solo tackles and a fumble recovery ... Recovered a fumble

by Jerald Sowell at the Patriots' 7-yard line in the first quarter, setting up a Patriots touchdown ... Provided excellent coverage on Wayne Chrebet on fourth-and-eight with 2:19 remaining in the game. **Pittsburgh (10/31):** Saw significant action at cornerback and collected five tackles (4 solo) ... Stopped Antwan Randle-El for a 3-yard loss on a swing pass in the first quarter ... Broke up a pass intended for Hines Ward in the end zone early in the third quarter. **St. Louis (11/7):** Got his first career start at cornerback and registered a solo tackle. **Buffalo (11/14):** Started at cornerback and collected five solo

EXTRA POINTS

● Randall enters the 2005 season having played on back-to-back championship teams: the 2003 BCS Champion LSU Tigers and the 2004 World Champion New England Patriots.

● Following LSU's national championship in the 2004 Sugar Bowl, Randall was welcomed back to his hometown of Brusly, La. in grand style when Jan. 23, 2004 was declared Randall "Blue" Gay Day in the town of Brusly.

tackles. **Baltimore (11/28):** Notched three solo tackles, an interception and two passes defended ... Picked off a Kyle Boller pass intended for Kevin Johnson and returned the interception 13 yards in the first quarter ... Deflected a pass intended for Travis Taylor in the second quarter. **Cleveland (12/5):** Registered his first career touchdown with a 41-yard fumble return for a score in the third quarter, scooping up a William Green fumble caused by Richard Seymour and scampering to the end zone. **Cincinnati (12/12):** Started at cornerback and registered seven tackles (5 solo) and a pass defended ... Knocked down a pass intended for Chad Johnson in the first quarter. **Indianapolis (1/16):** Started at cornerback and tallied five solo tackles in the divisional play-offs ... Stopped Marcus Pollard one yard short of the first down on a third-and-four play in the first quarter. **Pittsburgh (1/23):** Started at cornerback and collected two tackles in the Patriots' 41-27 AFC Championship victory over the Steelers. **Philadelphia (2/6):** Led the team with 11 solo tackles, while collecting a pass defended and a forced fumble in the Patriots' 24-21 victory over the Eagles in Super Bowl XXXIX ... Battled down a pass intended for Todd Pinkston in the first quarter ... Forced L.J. Smith to fumble and the loose ball was recovered by Eugene Wilson in the first quarter.

COLLEGE

Started 16 of 42 games for the Tigers, recording 123 tackles (86 solos) with three sacks for 32 yards, six

stops for losses of 37 yards, two interceptions and 28 pass deflections ... Finished his senior season with 31 tackles (22 solos), two sacks for minus 25 yards, four stops for losses of 29 yards and eight quarterback pressures ... Also deflected 13 passes ... Started 11 games as a junior at left cornerback and the Auburn clash at free safety ... Recorded a career-high 64 tackles (46 solos) with a stop behind the line of scrimmage, four quarterback pressures and eleven pass deflections ... Played in every game as a sophomore, starting vs. Arkansas at nickel back ... Recorded 25 tackles (17 solos) with a seven-yard sack, two interceptions and four pass deflections and a forced fumble ... Played in five games as a reserve cornerback as a freshman, making two tackles.

PERSONAL

Randall Jerome Gay, Jr., was born on May 5, 1982 in Baton Rouge, Louisiana ... Nickname is "Blue" ... Attended Brusly (La.) High, playing football for coach Brady Perry ... First-team All-District as a junior and senior ... First-team All-Metro both years ... Lettered four years in football, three in weight lifting, two in baseball and one in track ... Played in only eight games as a senior due to a knee injury but still managed to rush for 1067 yards and 13 touchdowns ... Also caught three touchdown passes and ran back two punts for scores ... Majored in marketing at LSU.

GAY'S CAREER GAME BY GAME																			
		Tackles						Interceptions				Miscellaneous							
2004	Opponent	P/S	TT	UT	A	S	Yds	Int	Yds	PD		FF	FR	SpT					
09/09	Indianapolis	p	0	0	0	-	-	-	-	-	-	-	-	-	-	-	-	-	-
09/19 at	Arizona	p	0	0	0	-	-	-	-	-	-	-	-	-	-	-	-	-	-
10/03 at	Buffalo	p	0	0	0	-	-	-	-	-	-	-	-	-	-	-	-	-	-
10/10	Miami	p	2	2	0	-	-	1	10	1	-	-	-	-	-	-	-	-	-
10/17	Seattle	p	3	2	1	-	-	-	-	-	-	-	-	-	-	-	-	-	-
10/24	N.Y. Jets	S	2	2	0	-	-	-	-	-	-	-	-	1	-	-	-	-	-
10/31 at	Pittsburgh	p	5	4	1	-	-	-	-	1	-	-	-	-	-	-	-	-	-
11/07 at	St. Louis	S	1	1	0	-	-	-	-	-	-	-	-	-	-	-	-	-	-
11/14	Buffalo	S	5	5	0	-	-	-	-	-	-	-	-	-	-	-	-	-	-
11/22 at	Kansas City	S	2	2	0	-	-	-	-	-	-	-	-	-	-	-	-	-	-
11/28	Baltimore	S	3	3	0	-	-	1	13	2	-	-	-	-	-	-	-	-	-
12/05 at	Cleveland	S	1	1	0	-	-	-	-	1	-	-	1	-	-	-	-	-	-
12/12	Cincinnati	S	7	5	2	-	-	-	-	1	-	-	-	-	-	-	-	-	-
12/20 at	Miami	S	2	2	0	-	-	-	-	-	-	-	-	-	-	-	-	-	-
12/26 at	N.Y. Jets	Inactive						-	-	-	-	-	-	-	-	-	-	-	-
01/02	San Francisco	S	5	5	0	-	-	-	-	-	-	-	-	-	-	-	-	-	-
2004 Totals			15/9	38	34	4	0.0	0.0	2	23	6	0	2	0					
01/16	Indianapolis	S	5	5	0	-	-	-	-	-	-	-	-	-	-	-	-	-	-
01/23 at	Pittsburgh	S	2	0	2	-	-	-	-	-	-	-	-	-	-	-	-	-	-
02/06 *	Philadelphia	S	11	11	0	-	-	-	-	1	-	1	-	-	-	-	-	-	-
2004 Postseason			3/3	18	16	2	0	0	0	0	1	1	0	0					



DAVID GIVENS

WIDE RECEIVER

87

SUPER BOWLS: 03 04

6-0 ★ 215 lbs ★ Born 08/16/80 ★ Exp. (NFL/Patriots): 4/4
GP/GS (Playoffs): 40/17 (6/4) ★ Acq: 07b-02 (253rd) ★ Notre Dame ★ Humble, Texas

CAREER TRANSACTIONS

David Givens was drafted by the Patriots in the seventh round (253rd overall) of the 2002 NFL Draft ... Signed with the Patriots (07/23/02).

CAREER HIGHLIGHTS

Career GP/GS: 40/17 (6/4)

★ Givens was the Patriots' leading receiver in 2004 with a career-high 56 receptions and 874 yards. He was also able to stretch the field with 14 receptions of 20 yards or more, including a season-long 50-yard catch against St. Louis (11/07/04).

★ Givens exceeded 100 receiving yards in four games in 2004, the most by a Patriot in a single season in six years, dating back to when Terry Glenn also did it four times in 1999.

★ Givens caught a touchdown pass in each of the Patriots' three postseason games in 2004, including a 4-yard touchdown grab in Super Bowl XXXIX.

★ Givens is the Patriots' all-time postseason leader with five touchdown receptions. He surpassed Stanley Morgan's previous record of three playoff touchdown catches in the AFC Championship Game against Pittsburgh (1/23/05). Givens owns five touchdown grabs in six career postseason games.

★ Givens was a key part of the Patriots offense in the 2003 postseason, tying Troy Brown for the team lead with 17 receptions and leading the squad with two touchdowns.

★ Givens enjoyed a solid 2003 season in his second year as a pro. He led the team with seven touchdowns and finished second on the squad with 510 receiving yards. He was also a deep threat, catching nine passes of 20 yards or more.

★ Givens made a big impact in the Patriots' victory in Super Bowl XXXVIII. He caught a 5-yard touchdown pass to give New England a 14-7 lead just before halftime, then grabbed two passes for a total of 43 yards on the Patriots' key fourth-quarter touchdown drive that erased a one-point deficit and gave them a 29-22 lead late in the game.

★ Givens led the team in receptions in New England's first two postseason games in 2003 – against Tennessee (4 catches) in the divisional playoffs and against Indianapolis (8 catches) in the AFC Championship Game.

SEASONAL REVIEWS

2004 (15/12, 3/3): Led the team with 56 receptions and 874 receiving yards, both career highs ... Exceeded the

100-yard receiving mark four times in 2004, including in three straight games (10/24 – 11/7) ... His 120 receiving yards against Arizona (9/19) marked the first time he eclipsed the 100-yard mark in his career ... The four 100-yard receiving games are the most since Terry Glenn also had four in 1999 ... His first 30 catches of the season all gained first downs and in all, 47 of his 56 total grabs resulted in first downs ... Led all Patriots with three playoff touchdowns and finished second on the team with 12 receptions for 104 yards in the postseason ... Was the Patriots' leading receiver in eight games, including the AFC title game. **Indianapolis (9/9):** Started at wide receiver and registered four catches for 80 yards ... Set up the Patriots' third touchdown of the evening with a 25-yard reception down to the Colts' 15-yard line. **Arizona (9/19):** Recorded a game-high six receptions for 120 yards ... The 120 receiving yards marked the first time he eclipsed the 100-yard mark in his career ... Grabbed five passes for 103 yards in the second half ... Extended the Patriots' first scoring drive in the second half with a leaping 27-yard catch on third-and-nine ... Caught three passes for 51 yards during a drive that concluded with Adam Vinatieri's 28-yard field goal. **Buffalo (10/3):** Snared four catches for 86 yards ... Got deep down the middle and grabbed a 44-yard reception. **Miami (10/10):** Led the team with four catches and 33 receiving yards ... Grabbed his first touchdown reception of the season on a 5-yard catch from Tom Brady. **N.Y. Jets (10/24):** Recorded a game-high 107 receiving yards on five catches ... Made a leaping 42-yard grab which set up Adam Vinatieri's 27-yard field goal.

Pittsburgh (10/31): Tied for the team lead with eight catches for 101 yards and two touchdowns ... Snared a 2-yard touchdown on a play-action pass ... Made an acrobatic, diving reception in the back of the end zone for a 23-yard touchdown. **St. Louis (11/7):** Led the team with five receptions and 100 receiving yards ... Extended the Patriots' first touchdown drive with a 10-yard catch on third-and-two ... Hauled in a season-long 50-yard reception down the right sideline. **Buffalo (11/14):** Led the team with five receptions and 66 receiving yards. **Baltimore (11/28):** Led the team with six receptions for

42 yards. **N.Y. Jets (12/26):** Grabbed two receptions for 64 yards ... Got open along the sideline and hauled in a 29-yard toss from Tom Brady ... Set up the Patriots' first touchdown of the afternoon with a 35-yard reception. **San Francisco (1/2):** Set up the Patriots' first touchdown of the afternoon with a 22-yard grab down to the 49ers' 2-yard line. **Indianapolis (1/16):** Hauled

EXTRA POINTS

David's wide receivers coach at Notre Dame was Urban Meyer, the current head coach at the University of Florida.

David majored in design at Notre Dame and enjoys working in watercolor and oil paintings, sculpture and woodworking, and he has displayed his works in galleries in the Midwest.

David has his own website, DavidGivens87.com.

in four catches for 26 yards and a touchdown ... Snared a 5-yard touchdown toss from Tom Brady on third-and-five to give the Patriots a 13-3 lead. **Pittsburgh (1/23):** Grabbed a team-high five receptions for 59 yards and a touchdown in the Patriots' 41-27 AFC Championship victory over the Steelers ... Gave the Patriots a 17-3 lead with a 9-yard touchdown reception from Tom Brady in the second quarter. **Philadelphia (2/6):** Started at wide receiver and hauled in three receptions for 19 yards and a touchdown in the Patriots' 24-21 victory over the Eagles in Super Bowl XXXIX ... Tied the score at seven with a 4-yard touchdown reception from Tom Brady with 1:10 remaining in the second quarter.

2003 (13/5, 3/2): Led the team with six touchdowns and finished second on the team with 510 receiving yards ... Tied for the postseason team lead with 17 receptions ... Led the Patriots with two touchdowns in the postseason, seeing the end zone in both the AFC Championship Game and Super Bowl XXXVIII ... Made his first career start at wide receiver in the Patriots' 12-0 win over Dallas (11/16) ... His 15.0 yards-per-catch figure led all Patriots receivers with at least 10 receptions ... Grabbed nine passes of 20 yards or more ... Recorded three special teams tackles ... Started in the final four games of the regular season and in two of the team's three postseason games. **N.Y. Jets (9/21):** Participated at wide receiver and on special teams in his first game of the season after being injured for the first two contests. **Washington (9/28):** Grabbed four catches for 57 yards ... Made a diving catch in the end zone for his first touchdown of the season, a 29-yard scoring grab from Tom Brady. **N.Y. Giants (10/12):** Hauled in a key 22-yard reception from Brady on third-and-16 in the third quarter which kept a Patriots drive alive that eventually ended with a Michael Cloud one-yard touchdown plunge. **Miami (10/19):** Found a seam in the middle of the field and hauled in a 24-yard touchdown reception from Brady, tying the score at 13 with 1:49 remaining in the third quarter. **Denver (11/3):** Notched a career-high 87 receiving yards on three catches in the Patriots' 30-26 come-from-behind victory over the Broncos on Monday Night Football ... Gave the Patriots the lead for good with an 18-yard touchdown reception in the corner of the end zone with 30 seconds remaining in the fourth quarter ... Ran a nifty stop-and-go route and hauled in a then career-long 48-yard reception ... Made a key 21-yard catch over the middle on third-and-six, which extended a Patriots drive that eventually ended with a field goal. **Dallas (11/16):** Recorded his first career start ... Caught two passes for 67 yards ... Made a nice adjustment on a Brady deep ball on his way to a 57-yard catch-and-run down to the Cowboys' two-yard line in the second quarter. **Jacksonville (12/14):** Tied for the team-lead with five catches for 65 yards ... Caught a key three-yard pass on fourth-and-two to extend the Patriots' initial scoring drive ... Hauled in an 18-yard reception on third-and-14 to extend the Patriots' second scoring drive. **N.Y. Jets (12/20):** Led the team with four receptions for 61 yards and a career-high two touchdowns ... Hauled in a 35-yard touchdown pass from Brady on the Patriots' first play from scrimmage ... Grabbed a five-yard touchdown pass in the third quarter. **Buffalo (12/27):** Grabbed a career-high seven passes for a game-high 80 yards and a touchdown ... Got open over the middle and dove into the end zone for a 10-yard touchdown reception on third-and-nine. **Tennessee (1/10):** Grabbed a team-high four catches for 26 yards in the Patriots' 17-14 divisional playoff victory over the Titans. **Indianapolis (1/18):** Led the team with eight receptions for 68 yards and a touchdown in the Patriots' 24-14 AFC Championship victory over the Colts

... Grabbed a seven-yard touchdown toss on a nice hitch-and-go in the first quarter to give the Patriots an early 7-0 lead. **Carolina (2/1):** Grabbed five passes for 69 yards and a touchdown in the Patriots' 32-29 Super Bowl XXXVIII victory over the Panthers ... Hauled in a five-yard touchdown reception from Tom Brady to give the Patriots a 14-7 advantage with 18 seconds remaining in the first half ... Grabbed a key 25-yard reception along the sideline ... Three plays later, hauled in a key 18-yard grab on third-and-nine to extend a Patriots drive that concluded with Mike Vrabel's one-yard touchdown catch.

2002 (12/0): Collected nine receptions for 92 yards (10.2 avg.), including a four-yard touchdown catch against Green Bay (10/13) while playing in 12 games during his rookie season ... Also recorded five solo special teams tackles. **Miami (10/6):** Led the team with two special teams tackles (2 solos). **Green Bay (10/13):** Snared his first professional touchdown reception, a four-yard pass from Tom Brady in the fourth quarter ... Made his first NFL reception earlier in the game, grabbing an eight-yard pass from Brady. **Buffalo (11/3):** Drew a 24-yard pass interference penalty that resulted in a field goal for the Patriots in their 38-7 win over the Bills. **Chicago (11/10):** Caught a pass for six yards on a Patriots touchdown drive in the fourth quarter of their 33-30, come-from-behind win over the Bears. **Buffalo (12/8):** Recorded the longest reception of his career, a leaping, 30-yard grab on third-and-12 in the Patriots' 27-17 win over the Bills. **Miami (12/29):** Snared a 13-yard grab in the final minute of the first half to help set up a field goal in the Patriots' come-from-behind, 27-24 overtime win over the Dolphins ... Drew a 30-yard pass interference penalty in the fourth quarter, bringing the Patriots inside the Miami five-yard line and setting up a Troy Brown touchdown grab two plays later to cut the deficit to just three points (24-21).

COLLEGE

Earned four letters at Notre Dame (1998-2001) ... Finished his career with 72 receptions for 814 yards (11.3 avg.) and three touchdowns ... Added 146 yards and four scores on 41 carries (3.6 avg.) and 102 yards and a touchdown on three of five pass attempts ... Returned 21 kickoffs for 439 yards and 30 yards on a pair of punt returns. 2001 (Senior): Voted one of four team captains ... Played in 10 games with seven starts ... Finished second on the team with 33 receptions for 317 yards (9.6 avg.) ... Carried seven times for seven yards (1.0 avg.) and completed one of two passes for 29 yards ... Recorded a career-high nine receptions for 99 yards and rushed four times for 11 yards against Tennessee ... 2000 (Junior): Played in 12 games, including six starts and led the Fighting Irish with 25 receptions for 310 yards (12.4 avg.) and two touchdowns ... Carried 24 times for 101 yards (4.2 avg.) and a pair of scores ... Blocked three kicks on the punt coverage unit ... Became the first Fighting Irish receiver to catch two touchdowns in one game since Derrick Mayes in 1996. 1999 (Sophomore): Played in all 12 games with three starts, totaled 14 catches for 187 yards (13.3 avg.) and a touchdown ... Completed his only pass attempt for a 21-yard touchdown. 1998 (Freshman): Played in all 11 games with two starts ... Carried four times for 26 yards (6.5 avg.) and a touchdown ... Scored his first career touchdown on a 22-yard run vs. Louisiana State.

PERSONAL

David Lamar Givens was born in Youngstown, Ohio on Aug. 16, 1980 ... He was rated the number one player in the state of Texas by Super Prep Magazine ... Rated

the 53rd best player nationally by the *Chicago Sun-Times* and 59th best player in the country by *The Sporting News* at Humble (Tex.) High ... Rated one of top 100 players nationally by *Dallas Morning News* ... *USA Today* honorable mention all-American pick ... Earned three letters in football while playing eight different positions ... Captain of team as a senior ... Split time during the 1997 season between wide receiver (13 catches for 255 yards and four touchdowns), quarterback (21 of 52 for 337 yards and two touchdowns) and running back (71 carries for 331 yards and four touchdowns) ... Helped his team to a 9-2 record and second-straight district championship ... Two-time all-state, all-city and all-league pick ... Earned four letters in track (sprint and weight events) and earned team MVP honors as senior ... David has four brothers and sisters ... His older brother, Jesse, attended Yale, where he played rugby ... Jesse received a graduate degree from Harvard University in 2004 ... David's older sister graduated from

Prairie View University, and he also has a younger sister and a younger brother ... David majored in design at Notre Dame.

SINGLE-GAME CAREER HIGHS

Regular Season

Receptions:	8	at Pittsburgh (10/31/04)
Yards:	120	at Arizona (09/19/04)
Touchdowns:	2	at Pittsburgh (10/31/04) at N.Y. Jets (12/20/03)

Postseason

Receptions:	8	vs. Indianapolis (01/18/04)
Yards:	69	vs. Carolina (02/01/04)
Touchdowns:	1	five times last time vs. Philadelphia (02/06/05)

DAVID GIVENS

Pos: WR Ht: 6-0 Wt: 215 Year: 4th Acq: D7b-02 (253rd) College: Notre Dame Born: 8/16/80

Regular Season			Receiving					Miscellaneous		
Year	Team	P/S	No	Yds	Avg	Lg	TD	SpT	Misc	Tkl
2002	Patriots	12/0	9	92	10.2	30	1	5		0
2003	Patriots	13/5	34	510	15.0	57	6	3		2
2004	Patriots	15/12	56	874	15.6	50	3	1		5
Totals-3 years		40/17	99	1476	14.9	57	10	9		7
Postseason			Receiving					Miscellaneous		
Year	Team	P/S	No	Yds	Avg	Lg	TD	SpT	Misc	Tkl
2003	Patriots	3/2	17	143	8.4	25	2	3		2
2004	Patriots	3/3	12	104	8.7	18	3	0		0
Totals-2 years		6/5	29	247	8.5	25	5	3		2

ADDITIONAL STATISTICS

Passing - 2003: 1 att, 0 cmp, 1 int (12/20/03)

Kickoff Returns - 2003: 2 for 31 yards; 1-20 (10/19/03), 1-11 (12/14/03)

GIVENS' CAREER GAME BY GAME

2002	Opp	P/S	No	Yds	Avg	Lg	TD	SpT	W/L	Score
09/09	Pittsburgh		Inactive						W	30-14
09/15	at N.Y. Jets		Inactive						W	44-7
09/22	Kansas City		Inactive						W	at 41-38
09/29	at San Diego	p	-	-	-	-	-	-	L	14-21
10/05	at Miami	p	-	-	-	-	2	L	13-26	
10/13	Green Bay	p	3	22	7.3	10	1	-	L	10-28
10/27	Denver	p	1	5	5.0	5	0	-	L	16-24
11/03	at Buffalo	p	-	-	-	-	-	1	W	38-7
11/10	at Chicago	p	1	6	6.0	6	0	1	W	33-30
11/17	at Oakland	p	1	10	10.0	10	0	1	L	20-27
11/24	Minnesota	p	-	-	-	-	-	-	W	24-17
11/28	at Detroit		Inactive						W	20-12
12/08	Buffalo	p	1	30	30.0	30	0	-	W	27-17
12/16	at Tennessee	p	-	-	-	-	-	-	L	7-24
12/22	N.Y. Jets	p	1	6	6.0	6	0	-	L	17-30
12/29	Miami	p	1	13	13.0	13	0	-	W	at 27-24
2002 Totals		12/0	9	92	10.2	30	1	5		9-7
2003	Opp	P/S	No	Yds	Avg	Lg	TD	SpT	W/L	Score
09/07	at Buffalo		Inactive						L	0-31
09/14	at Philadelphia		Inactive						W	31-10
09/21	N.Y. Jets	p	-	-	-	-	-	-	W	23-16
09/28	at Washington	p	4	57	14.3	29t	1	-	L	17-20
10/05	Tennessee	p	-	-	-	-	-	-	W	38-30
10/12	N.Y. Giants	p	1	21	21.0	21	0	2	W	17-6
10/19	at Miami	p	3	34	11.3	24t	1	-	W	at 19-13
10/26	Cleveland	p	-	-	-	-	-	-	W	9-3
11/03	at Denver	p	3	87	29.0	48	1	-	W	30-26
11/16	Dallas	S	2	67	33.5	57	0	-	W	12-0
11/23	at Houston		Inactive						W	at 23-20
11/30	at Indianapolis	p	3	21	7.0	15	0	-	W	38-34
12/07	Miami	S	2	17	8.5	9	0	-	W	12-0
12/14	Jacksonville	S	5	65	13.0	32	0	-	W	27-13
12/20	at N.Y. Jets	S	4	61	15.3	35t	2	1	W	21-16
12/27	Buffalo	S	7	80	11.4	27	1	-	W	31-0
2003 Totals		13/5	34	510	15.0	57	6	3		14-2
01/10	Tennessee	S	4	6	6.5	8	0	-	W	17-14
01/18	Indianapolis	S	8	68	8.5	18	1	-	W	24-14
02/01	^ Carolina	p	5	69	13.8	25	1	-	W	32-29
2003 Postseason		3/2	17	143	8.4	25	2	0		3-0
2004	Opp	P/S	No	Yds	Avg	Lg	TD	SpT	W/L	Score
09/09	Indianapolis	S	4	80	20.0	25	0	-	W	27-24
09/19	at Arizona	p	6	120	20.0	27	0	1	W	23-12
10/03	at Buffalo	p	4	86	21.5	44	0	-	W	31-17
10/10	Miami	S	4	33	8.3	12	1	-	W	24-10
10/17	Seattle	S	1	17	17.0	17	0	-	W	30-20
10/24	N.Y. Jets	S	5	107	21.4	42	0	-	W	13-7
10/31	at Pittsburgh	S	8	101	12.6	23t	2	-	L	20-34
11/07	at St. Louis	S	5	100	20.0	50	0	-	W	40-22
11/14	Buffalo	S	5	66	13.2	20	0	-	W	29-6
11/22	at Kansas City	S	1	3	3.0	3	0	-	W	27-19
11/28	Baltimore	S	6	42	7.0	14	0	-	W	24-3
12/05	at Cleveland	S	3	25	8.3	16	0	-	W	42-15
12/12	Cincinnati		Inactive						W	35-28
12/20	at Miami	p	-	-	-	-	-	-	L	28-29
12/26	at N.Y. Jets	S	2	64	32.0	35	0	-	W	23-7
01/02	San Francisco	S	2	30	15.0	22	0	-	W	21-7
2004 Totals		15/12	56	874	15.6	50	3	1		14-2
01/16	Indianapolis	S	4	26	6.5	9	1	-	W	20-3
01/23	at Pittsburgh	p	5	59	11.8	18	1	-	W	41-27
02/06	* Philadelphia	S	3	19	6.3	13	1	-	W	24-21
2004 Postseason		3/2	12	104	8.7	18	3	0		3-0



BRANDON GORIN

TACKLE



SUPER BOWLS: 03 04

6-6 ★ 308 lbs ★ Born 7/17/78 ★ Exp. (NFL/Patriots): 4/3
GP/GS (Playoffs): 20/10 (5/3) ★ Acq: FA-02 ★ Purdue ★ Muncie, Ind.

CAREER TRANSACTIONS

Brandon Gorin was signed by the Patriots from their practice squad on Jan. 6, 2003 ... Originally drafted in the seventh round (201st overall) of the 2001 NFL draft by the San Diego Chargers ... Released by the Chargers following 2002 training camp (8/27/02) ... Signed to the Patriots practice squad (09/05/02).

CAREER HIGHLIGHTS

Career GP/GS: 20/10 (5/3)

★ Gorin broke into the Patriots' starting lineup in 2004, starting the final 10 regular-season games and all three playoff games at right tackle.

★ Gorin was a mainstay on an offensive line that paved the way for Corey Dillon to set the Patriots' single-season rushing record with 1,635 yards in 2004. The team as a whole averaged more than four yards per carry in 2004, the first time the team had achieved that feat in 19 seasons.

★ In 2004, Gorin was part of an offensive line that allowed just 26 sacks, the fewest by a Patriots squad in 10 years.

SEASONAL REVIEWS

2004 (14/10, 3/3): Played in a career-high 14 games while making 10 starts at right tackle ... Started all three playoff games at right tackle ... Made his first career start at right tackle against Pittsburgh (10/31) ... Helped the team average 4.1 yards per carry, the first time since 1985 that the team averaged more than four yards per rush ... Member of an offensive line that allowed Patriots' rushers to gain more than 200 rushing yards twice in 2004, 225 rushing yards against Cleveland (12/5) and 208 rushing yards against Buffalo (11/14), marking the first time in six years the team has exceeded 200 net yards rushing ... The 225 rushing yards against Cleveland (12/5) were the most for the Patriots since 12/26/93. **Buffalo (10/3):** Made his 2004 debut and played tackle in short yardage situations. **Pittsburgh (10/31):** Made his first career start at right tackle against the Steelers ... Moved over to left tackle in the fourth quarter. **St. Louis (11/7):** Started at right tackle and was a member of an offensive line that opened holes for New England rushers to gain 147 yards on the ground. **Buffalo (11/14):** Part of an offensive line that allowed Patriots' rushers to amass 208 rushing yards. **Baltimore (11/28):** Started at right tackle and saw time at left tackle in the fourth quarter ... Part of an offensive line that opened holes for Patriots' rushers to gain 144 yards on the ground ... Member of an offensive front that allowed just one sack for two yards on 30 pass attempts against one of the league's premier pass rushes. **Cleveland (12/5):** Part of an offensive line that allowed Patriots' ball carriers to amass 225 rushing yards, the most by New England in 11 years, since piling up 257 yards against Indianapolis on Dec. 26, 1993. **Miami (12/20):** Member of an offensive line that opened holes for Patriots' rushers to gain 166 yards on 38 carries (4.4-yard avg.). **San Francisco (1/2):** Member of an offensive front that opened holes for Patriots' rushers to gain 174 yards on the ground on just 28 carries (6.2-yard avg.).

Indianapolis (1/16): Member of an offensive line that opened holes for Patriots' rushers to gain 210 yards on the ground on just 39 carries (5.4 avg.), the second highest rushing total in team playoff history. **Pittsburgh (1/23):** Part of an offensive line that allowed Patriots ball carriers to gain 126 yards against one of the stingiest run defenses in the league during New England's 41-27 AFC Championship victory over the Steelers. **Philadelphia (2/6):** Member of an offensive line that opened holes for Patriots' rushers to gain 112 yards on 28 carries in New England's 24-21 victory over the Eagles in Super Bowl XXXIX.

2003 (6/0, 2/0): Played six games on the offensive line and participated in New England's first two playoff games ... Made his NFL debut against the N.Y. Giants (10/12) ... Saw action in games 6-9, 11 and 16 on the offensive line and on special teams. **N.Y. Giants (10/12):** Made his NFL debut in a reserve role at right tackle in the fourth quarter. **Buffalo (12/27):** Saw action in a reserve role at tackle in the fourth quarter. **Indianapolis (1/18):** Saw action at right tackle during the second quarter of the Patriots' 24-14 AFC Championship victory over the Colts.

2002 (0/0 - San Diego, 0/0 - New England): Released by the Chargers following training camp (08/27) ... Signed to the Patriots practice squad (09/05) and spent the entire season on the practice squad.

2001 (0/0 - San Diego): Made the Chargers 53-man roster out of training camp and spent the entire season on the active roster ... Listed among the day-of-game inactives for all 16 games.

COLLEGE

Three-year starter at right tackle for the Boilermakers ... Started on same offensive line as Patriots left tackle Matt Light for three seasons ... Also was a teammate of Patriots linebacker Rosevelt Colvin at Purdue in 1998 ... Helped the Boilermakers offense average over 450 yards of production in his 39 career starts ... Started every game at right tackle as a senior as the offensive line surrendered just seven sacks on 473 pass attempts ... Earned All-Big Ten Conference Academic honors as a sophomore ... Shifted to offensive tackle after beginning career on defensive line ... Earned degree in industrial engineering.

PERSONAL

Brandon Michael Gorin was born on July 17, 1978 in Muncie, Ind. ... Earned first team all-state honors as a defensive tackle at

EXTRA POINTS

● In May 2005, Brandon helped to welcome six-year-old cancer patient Ethan Hickey to Gillette Stadium for a special tour. Ethan, his parents and his four brothers got to meet Brandon and a few of his teammates, who signed autographs and visited with the family during their tour.

Industrial Engineering.



DANIEL GRAHAM

TIGHT END

82

SUPER BOWLS: 03 04

6-3 ★ 257 lbs ★ Born 11/16/78 ★ Exp: (NFL/Patriots): 4/4
GP/GS (Playoffs): 40/29 (6/3) ★ Acq: D1-02 (21st) ★ Colorado ★ Denver, Colo.

CAREER TRANSACTIONS

Daniel Graham was drafted by the Patriots in the first round (21st overall) of the 2002 NFL draft ... Signed with the Patriots (07/23/02).

CAREER HIGHLIGHTS

Career GP/GS: 40/29 (6/3)

★ Graham tied for the team lead in 2004 with seven touchdown receptions and finished fourth on the team with 30 catches for 364 yards, while starting a career-high 14 games.

★ Graham's seven touchdown catches in 2004 tied Christian Fauria's 2002 total as the most scoring grabs by a Patriots tight end since Ben Coates had eight touchdowns in 1997.

★ Graham tied a Patriots record by catching a touchdown pass in five consecutive regular-season games. His streak began in the final game of the 2003 regular season and extended through the first four games of the 2004 season.

★ Graham's blocking contributions helped to revitalize the Patriots' running game in 2004 as the team finished with its highest yards-per-carry number in 19 years (4.07 yards per carry).

★ Graham's 38 catches for the Patriots in 2003 were the most by a Patriots tight end since Ben Coates led the team in receiving with 67 receptions in 1998.

★ Graham had the most productive outing of his career against Cleveland (10/26/03), when he grabbed seven passes for 110 yards and was named AFC Offensive Player of the Week for his efforts as the Patriots defeated the Browns, 9-3.

★ Graham tied for second on the team with four touchdown receptions in 2003.

★ Graham made nine catches for 20 yards or more in 2003, tying him with David Givens for the team lead in lengthy catches.

★ Graham busted into the end zone for his first NFL touchdown after making a one-handed 18-yard grab vs. Kansas City (09/22/02).

★ Graham posted three receptions for 68 yards at Buffalo (11/03/02) and earned Pepsi Rookie of the Week honors for his performance against the Bills.

SEASONAL REVIEWS

2004 (14/14, 3/1): Tied for the team lead with a ca-

reer-high seven touchdown receptions ... Finished fourth on the team with 30 receptions and 364 receiving yards ... Snared a career-long 48-yard reception during the Patriots' 27-19 Monday Night victory over Kansas City (11/22/04). **Indianapolis (9/9):** Started at tight end ... Tied for the team lead with seven receptions for 57 yards and a touchdown in the Patriots' 27-24 victory over the Colts ... Grabbed an 8-yard touchdown toss from Tom Brady to give the Patriots a 27-17 lead with 1:23 remaining in the third quarter ... Snared a 21-yard reception with four seconds remaining in the second quarter to set up Adam Vinatieri's 43-yard field goal as time expired in the first half. **Arizona (9/19):** Started at tight end and snared two touchdown passes in the Patriots' 23-12 victory over the Cardinals ... Grabbed a 2-yard touchdown toss from Tom Brady to give the Patriots a 7-0 lead with 2:11 remaining in the first quarter ... Hauled in his second touchdown of the game from 19 yards out on third-and-19 in the second quarter to give the Patriots a 14-0 advantage. **Buffalo (10/3):** Started at tight end and collected two catches for 35 yards, including a touchdown in the Patriots' 31-17 victory over the Bills ... Got open in the back of the end zone and snared a 2-yard touchdown pass to give the Patriots' a 24-17 lead early in the fourth quarter ... Gave the Patriots some breathing room from their 1-yard line with a 33-yard reception in the third quarter. **Miami (10/10):** Started at tight end in the Patriots' 24-10 victory over the Dolphins ... Gave the Patriots an early 7-0 lead with

a 1-yard touchdown reception from Tom Brady in the first quarter. **Seattle (10/17):** Grabbed four receptions for 45 yards in the Patriots' 30-20 victory over the Seahawks ... Extended a Patriots scoring drive with a 24-yard reception on third-and-10 in the fourth quarter. **N.Y. Jets (10/24):** Started at tight end and grabbed two receptions for 21 yards in the Patriots' 13-7 win over the Jets. **Pittsburgh (10/31):** Started at tight end, but did not record a reception against the Steelers. **St. Louis (11/7):** Started at tight end in the Patriots' 40-22 road win against the Rams. **Buffalo (11/14):** Started at tight end and grabbed one reception for nine yards in the Patriots' commanding 29-6 victory over the Bills. **Kansas City (11/22):** Started at tight end and hauled in three receptions for 83 yards in the Patriots' 27-19 Monday Night victory over the Chiefs ... Extended the

EXTRA POINTS

● Daniel replaced Patriots teammate Tom Ashworth as tight end at Colorado when Ashworth was moved to guard.

● Daniel's father, Tom, played in the NFL with the Denver Broncos (1972-74) after spending his college career at Oregon (where he still holds the Ducks' record for career tackles).

● Daniel has two brothers who also played college football.

Patriots initial scoring drive with a 27-yard grab on third-and-nine in the first quarter ... Snared a career-high 48-yard reception on a catch-and-run play in the second quarter. **Baltimore (11/28):** Grabbed two receptions for 24 yards in the Patriots' 24-3 victory over the Ravens ... Hauled in a 22-yard reception from Tom Brady late in the first quarter. **Cleveland (12/5):** Snared one reception for 14 yards in the Patriots' 42-15 victory over the Browns. **Cincinnati (12/12):** Inactive. **Miami (12/20):** Started at tight end and grabbed three receptions for 24 yards and a touchdown ... Got open in the corner of the end zone and hauled in a 2-yard touchdown pass from Tom Brady to give the Patriots a 28-17 lead with 3:59 remaining in the fourth quarter. **N.Y. Jets (12/26):** Snared two catches for 30 yards and a touchdown in the Patriots' 23-7 victory over the Jets ... Got open in the end zone and hauled in a 16-yard play-action touchdown toss from Tom Brady to give the Patriots a 10-0 lead in the second quarter. **Indianapolis (1/16):** Played in a reserve role at tight end and grabbed one reception for 10 yards in the Patriots' 20-3 victory over the Colts. **Pittsburgh (1/23):** Started at tight end and grabbed one reception in the Patriots' 41-27 AFC Championship victory over the Steelers. **Philadelphia (2/6):** Grabbed one reception for seven yards in the Patriots' 24-21 victory over the Eagles in Super Bowl XXXIX.

2003 (14/9, 3/1): Caught 38 passes for 409 yards and tied for second on the team with four touchdown receptions ... Named AFC Offensive Player of Week for his performance against the Browns in Week 8 when he recorded career highs with seven receptions for 110 yards (10/26) ... Tied for the team lead with nine catches for 20 yards or more ... Made three special teams tackles.

N.Y. Jets (9/21): Set up Adam Vinatieri's first field goal of the afternoon by hauling in a 31-yard pass from Tom Brady on second-and-one in the first quarter. **Washington (9/28):** Totaled three catches for 54 yards against the Redskins ... Caught passes good for 22, 20 and 12 yards. **Cleveland (10/26):** Named AFC Offensive Player of the Week

after tallying career-highs with seven receptions for 110 yards in the Patriots' 9-3 victory over the Browns ... Hauled in a 27-yard reception over two defenders in the middle of the field in the second quarter ... Ignited the Patriots second scoring drive of the afternoon with a career-long 38-yard reception from Brady in the third quarter. **Denver (11/3):** Snared his first touchdown of the season with a full-extension grab in the end zone for a six-yard score that gave the Patriots a 20-17 advantage ... Hauled in a 17-yard pass over the middle in the second quarter. **Houston (11/23):** Grabbed four passes for 53 yards in the Patriots' 23-20 overtime victory over

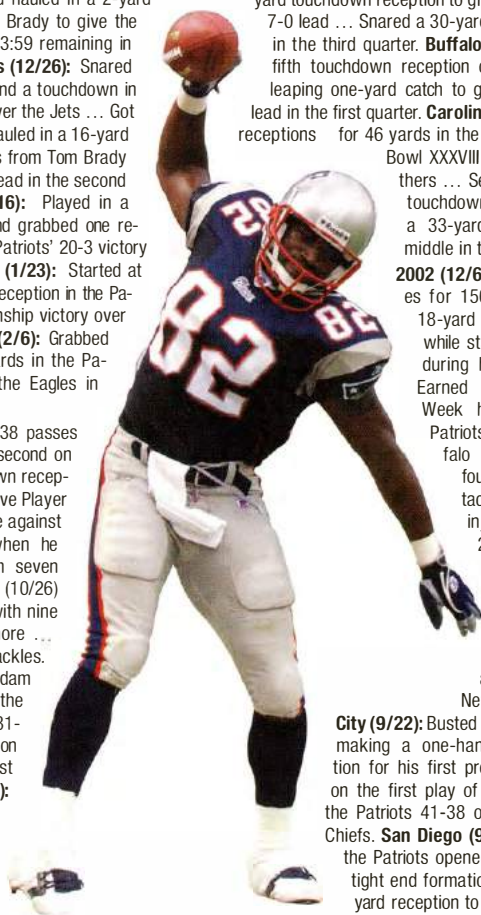
the Texans ... Hauled in a four-yard touchdown with a leaping grab on fourth-and-one with 40 seconds remaining in regulation to tie the score at 20 ... Made a clutch catch on a 33-yard pass on third-and-10 that extended the drive that ended in his game-tying touchdown. **Miami (12/7):** Tied for the team lead with six catches for 24 yards ... Teamed with Don Davis to stonewall punt returner Charlie Rogers for a six-yard loss in the second quarter. **Jacksonville (12/14):** Tied for the team lead with five catches and led the squad with 69 yards receiving ... Got open in the left flat and hauled in a 27-yard touchdown reception to give the Patriots an early 7-0 lead ... Snared a 30-yard pass over the middle in the third quarter. **Buffalo (12/27):** Grabbed his fifth touchdown reception of the season with a leaping one-yard catch to give the Patriots a 7-0 lead in the first quarter. **Carolina (2/1):** Hauled in four receptions for 46 yards in the Patriots' 32-29 Super Bowl XXXVIII victory over the Panthers ... Set up the Patriots third touchdown of the afternoon with a 33-yard reception over the middle in the third quarter.

2002 (12/6): Recorded 15 catches for 150 yards, including an 18-yard touchdown reception while starting six of 12 games during his rookie season ... Earned Pepsi Rookie of the Week honors following the Patriots' 38-7 win at Buffalo (11/3) ... Recorded four solo special teams tackles ... Placed on injured reserve on Dec. 24, 2002. **N.Y. Jets**

(9/15): Participated in a reserve role at tight end ... Caught his first professional pass as the Patriots beat New York, 44-7. **Kansas**

City (9/22): Busted into the end zone after making a one-handed, 18-yard reception for his first professional touchdown on the first play of the fourth quarter in the Patriots 41-38 overtime win over the Chiefs. **San Diego (9/29):** Got the start as the Patriots opened the game in a two-tight end formation ... Hauled in a 15-yard reception to kick-start the Patriots second touchdown drive in the second quarter. **Buffalo (11/3):** Returned to the

lineup for the first time since Week Four and made his presence felt by recording career highs with three receptions and 68 yards in the Patriots 38-7 win over the Bills ... Snared a career-long, 31-yard pass in the third quarter ... Helped block for Antowain Smith to rush for 111 yards. **Detroit (11/28):** Grabbed a 16-yard pass from Tom Brady on the Patriots final drive in their 20-12 win over the Lions on Thanksgiving Day ... His catch on third-and-12 helped the Patriots extend their drive that ran the final 9:46 off of the clock. **Tennessee (12/16):** Started at tight end as the Patriots opened in a two-tight end set and was on the receiving end of Rohan Davey's



first career completion on the final play of the game.

COLLEGE

Graham was the recipient of the John Mackey Award, established to honor the country's top tight end, and became the fifth player in school history to earn unanimous All-American first-team honors (2001) ... By winning the John Mackey Award, he became the eighth player in Colorado annals to garner a national postseason trophy ... Finished his career with 106 receptions for 1,543 yards (14.6 avg) and 11 touchdowns. 2001 (Senior): Graham earned the John Mackey Award given to the nation's top collegiate tight end ... Unanimous All-American and All-Big 12 Conference first-team selection ... Led all tight ends in the nation with 753 yards and six touchdown receptions and ranked second with 51 receptions. 2000 (Junior): Earned honorable mention All-American from the *Football News*, and was a unanimous second-team All-Big 12 Conference choice ... Led the Big 12 conference's tight ends in both receptions (33) and yards (443). 1999 (Sophomore): Earned third-team All-Big 12 Conference honors from the league's coaches, and second-team honors from the *Kansas City Star* ... Played in nine games, starting seven contests and caught 19 passes for 264 yards (13.9 avg), including four touchdowns. 1998 (Redshirt Freshman): Played in

every game, including two starts at position.

PERSONAL

Daniel Graham was born on Nov. 16, 1978 in Torrance, California ... Father, Tom, played collegiately at Oregon (where he still holds the Ducks' record for career tackles), and in the NFL with the Denver Broncos (1972-74) ... His twin brother, Josh, played football as a freshman at North Carolina ... An older brother, Phillip, played defensive back at Colorado State in the late 1980s ... As a senior, he was a PrepStar All-America choice and was selected as a SuperPrep All-Midlands team member at Thomas Jefferson (Denver, Colo.) High ... Won the Randy Brewer Award as a senior, given by the school to the most inspirational player in honor of the late former coach ... As a senior, he caught 33 passes for 741 yards and six touchdowns ... On defense he recorded 29 tackles (15 solos) as an outside linebacker (he started seven games), with 12 quarterback sacks ... Lettered three times in basketball and averaged 17 points and 10 rebounds in six games as a senior ... Owned a 3.2 grade point average and was the school's recipient of the Junior Class Academic Award (highest GPA of all the juniors) ... Majored in ethnic studies at Colorado ... Daniel has a daughter (Jada), born in 2005.

DANIEL GRAHAM

Pos: TE Ht: 6-3 Wt: 257 Year: 4th Acq: D1-02 (21st) College: Colorado Born: 11/16/78

Regular Season			Receiving							Miscellaneous			
Year	Team	G/S	No	Yds	Avg	Lg	TD	2-pt	SpT	Tkl	Fum	Own Rec	
2002	Patriots	12/6	15	150	10.0	31	1	0	4	1	0	1	
2003	Patriots	14/9	38	409	10.8	38	4	0	3	0	0	0	
2004	Patriots	14/14	30	364	12.1	48	7	0	0	0	0	0	
Totals-3 years		40/29	83	923	11.1	48	12	0	7	1	0	1	

GRAHAM'S CAREER GAME BY GAME

2002	Opponent	P/S	No	Yds	Avg	Lg	TD	W/L	Score
09/09	Pittsburgh	S	-	-	-	-	-	W	30-14
09/15	at N.Y. Jets	p	1	-6	-6.0	-6	0	W	44-7
09/22	Kansas City	S	1	18	18.0	18	1	W	ot 41-38
09/29	at San Diego	S	2	20	10.0	15	0	L	14-21
10/05	at Miami			Inactive				L	13-26
10/13	Green Bay			Inactive				L	10-28
10/27	Denver			Inactive				L	16-24
11/03	at Buffalo	p	3	68	22.7	31	0	W	38-7
11/10	at Chicago	S	2	1	0.5	3	0	W	33-30
11/17	at Oakland	p	-	-	-	-	-	L	20-27
11/24	Minnesota	p	1	17	17.0	17	0	W	24-17
11/28	at Detroit	p	1	16	16.0	16	0	W	20-12
12/08	Buffalo	S	2	8	4.0	6	0	W	27-17
12/16	at Tennessee	S	2	8	4.0	5	0	L	7-24
12/22	N.Y. Jets	p	-	-	-	-	-	L	17-30
12/29	Miami			Injured Reserve				W	ot 27-24
2002 Totals		12/6	15	150	10.0	31	1	0	9-7
2003	Opponent	P/S	No	Yds	Avg	Lg	TD	W/L	Score
09/07	at Buffalo	p	1	1	1.0	1	0	L	0-31
09/14	at Philadelphia	p	1	3	3.0	3	0	W	31-10
09/21	N.Y. Jets	S	2	37	18.5	31	0	W	23-16
09/28	at Washington	S	3	54	18.0	22	0	L	17-20
10/05	Tennessee			Inactive				W	38-30
10/12	NY Giants			Inactive				W	17-6
10/19	at Miami	S	2	9	4.5	7	0	W	ot 19-13
10/26	Cleveland	p	7	110	15.7	38	0	W	9-3
11/03	at Denver	S	4	39	9.8	17	1	W	30-26
11/16	Dallas	S	1	5	5.0	5	0	W	12-0
11/23	at Houston	S	4	53	13.3	33	1	W	ot 23-20
11/30	at Indianapolis	S	-	-	-	-	-	W	38-34
12/07	Miami	S	6	24	4.0	13	0	W	12-0
12/14	Jacksonville	p	5	69	13.8	30	1	W	27-13
12/20	at N.Y. Jets	S	1	4	4.0	4	0	W	21-16
12/27	Buffalo	p	1	1	1.0	1	1	W	31-0
2003 Totals		14/9	38	409	10.8	38	4	0	14-2
01/10	Tennessee	p	1	-1	-1.0	-1	0	W	17-14
01/18	Indianapolis	p	-	-	-	-	-	W	24-14
02/01	^Carolina	S	4	46	11.5	33	0	W	32-29
2003 Postseason		3/1	5	45	9	33	0	0	3-0
2004	Opponent	P/S	No	Yds	Avg	Lg	TD	W/L	Score
9/9	Indianapolis	S	7	57	8.1	21	1	W	27-24
9/19	at Arizona	S	2	21	10.5	19	2	W	23-12
10/3	at Buffalo	S	2	35	17.5	33	1	W	31-17
10/10	Miami	S	1	1	1.0	1	1	W	24-10
10/17	Seattle	S	4	45	11.3	24	0	W	30-20
10/24	N.Y. Jets	S	2	21	10.5	15	0	W	13-7
10/31	at Pittsburgh	S	-	-	-	-	-	L	20-34
11/7	at St. Louis	S	-	-	-	-	-	W	40-22
11/14	Buffalo	S	1	9	9.0	9	0	W	29-6
11/22	at Kansas City	S	3	83	27.7	48	0	W	27-19
11/28	Baltimore	S	2	24	12.0	22	0	W	24-3
12/5	at Cleveland	S	1	14	14.0	14	0	W	42-15
12/12	Cincinnati			Inactive				W	35-28
12/20	at Miami	S	3	24	8.0	12	1	L	28-29
12/26	at N.Y. Jets	S	2	30	15.0	16	1	W	23-7
1/2	San Francisco			Inactive				W	21-7
2004 Totals		14/14	30	364	12.1	48	7	0	14-2
1/16	Indianapolis	p	1	10	10.0	10	0	W	20-3
1/23	at Pittsburgh	S	1	-1	-1.0	-1	0	W	41-27
2/6	* Philadelphia	S	1	7	7.0	7	0	W	24-21
2004 Postseason		3/2	3	16	5.3	10	0	0	3-0



JARVIS GREEN

DEFENSIVE LINE



SUPER BOWLS: 03 04

6-3 ★ 290 lbs ★ Born 01/12/79 ★ Exp. (NFL/Patriots): 4/4

GP/GS (Playoffs): 47/12 (6/3) ★ Acq: D4b-02 (126th) ★ Louisiana State ★ Donaldsonville, La.

CAREER TRANSACTIONS

Jarvis Green was drafted by the New England Patriots in the fourth round (126th overall) of the 2002 NFL Draft ... Signed with the Patriots (07/18/02).

CAREER HIGHLIGHTS

Career GP/GS: 47/12 (6/3)

★ Green enjoyed a solid 2004 campaign, setting career highs with 28 tackles, four sacks and three fumble recoveries.

★ Green started all three postseason contests at defensive end in 2004, finishing the playoffs with seven tackles, a sack and a forced fumble.

★ Green notched his first career touchdown when he pounced on a fumble in the end zone during the Patriots' 24-3 victory over Baltimore (11/28/04).

★ In his three seasons with the Patriots, Green has recorded 69 tackles (46 solo), including 8.5 sacks.

★ The biggest game of Green's career came on one of the NFL's biggest stages, as he recorded a career-high 2.5 sacks of NFL co-MVP Peyton Manning in the 2003 AFC Championship Game (01/18/04). He also set a career high with six tackles (5 solo) in the game.

SEASONAL REVIEWS

2004 (16/1, 3/3): Played in all 16 games for the second consecutive season and started all three postseason contests ... Registered a career-high 4.0 sacks ... Collected his first career touchdown when he pounced on a fumble in the end zone against Baltimore (11/28/04). **Seattle (10/17):** Played in a reserve role on the defensive front and notched three solo tackles, including a sack ... Dropped Matt Hasselbeck for a sack deep in Patriots' territory in the fourth quarter. **St. Louis (11/7):** Collected three tackles, a sack, a pass defended and a fumble recovery ... Sacked Marc Bulger for a 3-yard loss ... Recovered a Bulger fumble that was forced by Willie McGinest, setting up a Patriots field goal drive. **Baltimore (11/28):** Collected a tackle and recovered a fumble for a touchdown ... Scooped up a Kyle Boller fumble in the end zone (forced by Tedy Bruschi) for his first career touchdown to give the Patriots a commanding 24-3 lead. **Miami (12/20):** Collected two solo tackles, including a sack and a forced fumble ... Sacked A.J. Feeley for a 10-yard loss, while also forcing the signal caller to fumble, but the loose ball was recovered by Miami. **N.Y. Jets (12/26):** Notched two solo tackles, including a sack and a fumble recovery ... Sacked Chad Pennington for a 10-yard loss ... Scooped up a Pennington fumble that was caused after Rosevelt Colvin sacked the signal caller. **San Francisco (1/2):** Registered his first start of the season at defensive end in place of an injured Richard Seymour and registered a career-high eight tackles (6 solo). **Indianapolis (1/16):** Started at defensive end and collected two tackles in the divisional playoffs.

Pittsburgh (1/23): Started at defensive end and collected five tackles (3 solo), including a sack and a forced fumble in the Patriots' 41-27 AFC Championship victory over the Steelers ... Teamed with Keith Traylor to stuff Duce Staley for no gain on a rush off left guard ... Sacked Ben Roethlisberger for a 1-yard loss and forced the signal caller to fumble the ball out of bounds. **Philadelphia (2/6):** Started at defensive end in the Patriots' 24-21 victory over the Eagles in Super Bowl XXXIX.

2003 (16/7, 3/0): Played in all 16 games with seven starting assignments ... Recorded 20 tackles (14 solo) in the regular season, including two sacks and a pass defense ... Set career highs with six tackles (5 solo) and 2.5 sacks in the AFC Championship Game against Indianapolis (1/18) ... Part of a Patriots defense that led the NFL in opponents' points per game (14.9), opponents' passer rating (56.2), interceptions (29) and passing touchdowns surrendered (11) ... Helped the Patriots run defense rank fourth in the NFL, up from 31st in the NFL in 2002. **Philadelphia (9/14):** Recorded his first sack of the season when he dropped Donovan McNabb for a five-yard loss in the second quarter. **Washington (9/28):** Earned his first start of the season at right defensive end ... Teamed up with Tedy Bruschi to stop Ladell Betts for no gain. **Tennessee (10/5):** Made his second consecutive start ... Registered two solo tackles on run stop plays ... Helped limit former Pro Bowler Eddie George to just 35 yards rushing on 15 carries (2.3 avg). **N.Y. Giants (10/12):** Combined with Matt Chatham to sack Kerry Collins for a three-yard loss in the fourth quarter. **Miami (10/19):** Started at right defensive end and made three tackles (2 solo) ... Stonewalled Ricky Williams for a one-yard loss during the Dolphins opening drive of the game. **Indianapolis (11/30):** Registered two solo tackles ... Dropped Edgerrin James for a three-yard loss on a rush off left tackle in the third quarter. **Miami (12/7):** Registered two solo tackles and shared a sack that resulted in a safety ... Teamed with Mike Vrabel to sack Jay Fiedler in the end zone for a safety on fourth-and-eight to give the Patriots a 12-0 lead with 1:13 remaining in the fourth quarter. **Jacksonville (12/14):** Batted down a pass intended for Fred Taylor in the fourth quarter.

Indianapolis (1/18): Talled a season-high six tackles (5 solo) and a career-high 2.5 sacks in the Patriots' 24-14 AFC Championship victory over the Colts ... Dropped Peyton Manning for a nine-yard sack in the second quarter ... Sacked Manning for a seven-yard loss with a strong rush up the middle in the fourth quarter ... Recorded his third sack of the game when he dropped Manning for a six-yard loss midway through the fourth quarter. **Carolina (2/1):** Registered a pass defense in the Patriots' 32-29 Super Bowl XXXVIII victory over the Panthers ... Pressured Jake Delhomme with a strong pass rush, forcing him to throw an incompletion on third down in the first quarter.

2002 (15/4): Green played in 15 games, including four

EXTRA POINTS

● Jarvis participated in an internship at the Rolls Royce Naval Marine Plant in Walpole, Mass. in the program management department and hopes to develop that into a full-time job after his playing career.

● Jarvis comes from an athletic family. His cousin, Howard Green, also played at Louisiana State and is a defensive lineman for the New Orleans Saints. Another cousin, Skyler Green, will be a senior wide receiver at LSU in 2005

starts, and recorded 21 tackles ... Made his NFL debut against Pittsburgh (9/9) and his first NFL start at Miami (10/06) ... Ranked sixth on the team with 2.5 sacks. **Pittsburgh (9/9):** Recorded his first professional sack, along with a forced fumble and four tackles (3 solos) in the Patriots 30-14 win over the Steelers on Monday Night Football ... Sacked Kordell Stewart for a loss of 13 yards, causing a fumble on the play that was recovered by Roman Phifer. **Miami (10/6):** Notched his first NFL start, playing most of the game at defensive end in place of Anthony Pleasant ... Recorded three tackles, including stopping Ricky Williams for no gain in the fourth quarter ... Also returned a kickoff for 10 yards. **Buffalo (11/3):** Started for the fourth consecutive week on the defensive line in New England's 38-7 win over the Bills ... Part of a Patriots defense that held the Bills offense, which had been ranked second in the NFL, to just one touchdown. **Minnesota (11/24):** Recorded his second sack of the season in the Patriots 24-17 win, bringing down Daunte Culpepper for a two-yard loss in the red zone in the third quarter. **Tennessee (12/16):** Teamed with Mike Vrabel to sack Steve McNair for a loss of seven yards.

COLLEGE

One of the most dominating defensive linemen in LSU history ... Finished his career ranking fourth on the school's career-record list with 20 quarterback sacks for 123 yards ... Started 39 of 41 games for the Tigers, recording 184 tackles (108 solos) with 38 stops for losses of 165 yards. 2001 (Senior): Voted second-team All-Southeastern Confer-

ence selection by the league's coaches ... Started in all 13 games at right defensive end and recorded 52 tackles (29 solos) ... Led the team with four sacks for 28 yards and 25 quarterback pressures. 2000 (Junior): Participated in nine games with eight starts during the regular season and also started the Peach Bowl for the Tigers ... Recorded 31 tackles (13 solos), including a sack and three stops for losses of 10 yards ... Deflected three passes. 1999 (Sophomore): Started in nine games and finished with 51 tackles (30 solos), 12 stops for losses of 52 yards, seven sacks, three forced fumbles, two fumble recoveries, two pass break-ups and one blocked kick. 1998 (Freshman): Green established an LSU freshman record for quarterback sacks with eight for 46 yards ... He tied Anthony McFarland for the team lead and also led the team with nine quarterback pressures ... Started 10 games at right defensive end and ranked sixth on team with 50 tackles (36 solos) ... Also ranked second on team with 17 stops for losses of 73 yards.

PERSONAL

Jarvis Pernell Green was born the son of Marion L. Ceasar Green and Pernell Green on Jan. 12, 1979 in Thibodaux, La. ... Brother, Jason, was a teammate and linebacker at Louisiana State (1998-2001) ... Cousin, Howard, was a teammate and defensive tackle at LSU (2000-2001) ... Class 3A Defensive MVP at Donaldson (La.) High ... Recorded 136 tackles (103 solo), with 42 for a loss and 16 sacks his senior year ... As a junior, totaled 83 tackles, seven sacks, and 21 tackles for a loss ... Construction Engineering major.

JARVIS GREEN

Pos: DE Ht: 6-3 Wt: 290 Year: 4th Acq: D4b-02 College: Louisiana State Born: 1/12/79

Regular Season			Tackles					Int.			Misc			Kick Returns		
Year	Team	G/S	TT	UT	A	S	Yds	No	Yds	PD	FF	FR	SpT	No	Yds	TD
2002	Patriots	15/4	21	14	7	2.5	18.5	0	0	1	1	0	1	1	10	0
2003	Patriots	16/7	20	14	6	2.0	8.0	0	0	1	0	0	0	0	0	0
2004	Patriots	16/1	28	18	10	4.0	22.0	0	0	1	1	3	0	0	0	0
Totals-3 Years		47/12	69	46	23	8.5	48.5	0	0	3	2	3	1	1	10	0
Regular Season			Tackles					Int.			Misc			Kick Returns		
Year	Team	G/S	TT	UT	A	S	Yds	No	Yds	PD	FF	FR	SpT	No	Yds	TD
2003	Patriots	3/0	8	7	1	2.5	18.5	0	0	2	0	0	0	0	0	0
2004	Patriots	3/3	7	4	3	1.0	1.0	0	0	0	0	0	0	0	0	0
Totals- 2 years		6/3	15	11	4	3.5	19.5	0	0	2	0	0	0	0	0	0

GREEN'S CAREER GAME BY GAME

2002	Opponent	P/STT	UT	A	S	Yds	Int	Yds	PD	FF	FR	SpT	W/L	Score
09/09	Pittsburgh	p 4	3	1	1	13.0	-	-	-	1	-	-	W	30-14
09/15	at N.Y. Jets					Inactive	-	-	-	-	-	-	W	44-7
09/22	Kansas City	p 0	0	0	-	-	-	-	-	-	-	-	W	41-38
09/29	at San Diego	p 3	1	2	-	-	-	-	-	-	-	-	L	14-21
10/05	at Miami	S 3	3	0	-	-	-	-	-	-	-	-	L	13-26
10/13	Green Bay	S 2	1	1	-	-	-	-	-	-	-	-	L	10-28
10/27	Denver	S 1	1	0	-	-	-	-	-	-	-	-	L	16-24
11/03	at Buffalo	S 0	0	0	-	-	-	-	-	-	-	-	W	38-7
11/10	at Chicago	p 2	2	0	-	-	-	-	-	-	-	-	W	33-30
11/17	at Oakland	p 0	0	0	-	-	-	-	-	-	-	-	L	20-27
11/24	Minnesota	p 1	1	0	1	2.0	-	-	-	-	-	-	W	24-17
11/28	at Detroit	p 0	0	0	-	-	-	-	-	-	-	-	1	W 20-12
12/08	Buffalo	p 0	0	0	-	-	-	-	-	-	-	-	W	27-17
12/16	at Tennessee	p 3	1	2	0.5	3.5	-	-	-	-	-	-	L	7-24
12/22	N.Y. Jets	p 2	1	1	-	-	-	-	-	-	-	-	L	17-30
12/29	Miami	p 0	0	0	-	-	-	-	-	-	-	-	W	27-24
2002 Totals		15/4	21	14	7	2.5	18.5	0	0	1	0	1	0	9-7
2003	Opponent	P/STT	UT	A	S	Yds	Int	Yds	PD	FF	FR	SpT	W/L	Score
09/07	at Buffalo	p 2	1	1	-	-	-	-	-	-	-	-	L	0-31
09/14	at Philadelphia	p 1	1	0	1.0	5.0	-	-	-	-	-	-	W	31-10
09/21	N.Y. Jets	p 1	1	0	-	-	-	-	-	-	-	-	W	23-16
09/28	at Washington	S 1	1	0	-	-	-	-	-	-	-	-	L	17-20
10/05	Tennessee	S 2	2	0	-	-	-	-	-	-	-	-	W	38-30
10/12	N.Y. Giants	p 2	1	0.5	1.5	-	-	-	-	-	-	-	W	17-6
10/19	at Miami	S 3	2	1	-	-	-	-	-	-	-	-	W	19-13
10/26	Cleveland	S 0	0	0	-	-	-	-	-	-	-	-	W	9-6
11/03	at Denver	S 1	0	1	-	-	-	-	-	-	-	-	W	30-26
11/16	Dallas	p 1	0	1	-	-	-	-	-	-	-	-	W	12-9
11/23	at Houston	p 0	0	0	-	-	-	-	-	-	-	-	W	23-20
11/30	at Indianapolis	p 2	2	0	-	-	-	-	-	-	-	-	W	38-34
12/07	Miami	p 2	2	0	0.5	1.5	-	-	-	-	-	-	W	12-0
12/14	Jacksonville	S 1	1	0	-	-	-	-	-	-	-	-	1	W 27-13
12/20	at N.Y. Jets	S 0	0	0	-	-	-	-	-	-	-	-	W	21-16
12/27	Buffalo	p 1	0	1	-	-	-	-	-	-	-	-	W	31-0
2003 Totals		16/7	20	14	6	2.0	8.0	0	0	1	0	0	0	14-2
2004	Opponent	P/STT	UT	A	S	Yds	Int	Yds	PD	FF	FR	SpT	W/L	Score
09/09	Indianapolis	p 0	0	0	-	-	-	-	-	-	-	-	W	27-24
09/19	at Arizona	p 0	0	0	-	-	-	-	-	-	-	-	W	23-12
10/03	at Buffalo	p 1	0	1	-	-	-	-	-	-	-	-	W	31-17
10/10	Miami	p 3	2	1	-	-	-	-	-	-	-	-	W	24-10
10/17	Seattle	p 3	3	0	1.0	9.0	-	-	-	-	-	-	W	30-20
10/24	N.Y. Jets	p 2	1	1	-	-	-	-	-	-	-	-	W	13-7
10/31	at Pittsburgh	p 0	0	0	-	-	-	-	-	-	-	-	L	20-34
11/07	at St. Louis	p 3	1	2	1.0	3.0	-	-	-	-	-	-	1	W 40-22
11/14	Buffalo	p 1	0	1	-	-	-	-	-	-	-	-	W	29-9
11/22	at Kansas City	p 1	1	0	-	-	-	-	-	-	-	-	W	27-16
11/28	Baltimore	p 1	0	1	-	-	-	-	-	-	-	-	1	W 24-3
12/05	at Cleveland	p 0	0	0	-	-	-	-	-	-	-	-	W	42-15
12/12	Cincinnati	p 1	0	1	-	-	-	-	-	-	-	-	W	35-28
12/20	at Miami	p 2	2	0	1.0	9.0	-	-	-	-	-	-	1	L 28-29
12/26	at N.Y. Jets	p 2	0	2	1.0	10.0	-	-	-	-	-	-	1	W 23-7
01/02	San Francisco	S 8	6	2	-	-	-	-	-	-	-	-	W	21-7
2004 Totals		16/1	28	18	10	4.0	22.0	0	0	1	1	3	0	14-2
01/16	Indianapolis	S 2	1	1	-	-	-	-	-	-	-	-	W	20-3
01/23	at Pittsburgh	S 5	3	2	1.0	1.0	-	-	-	-	-	-	1	W 41-27
02/06	Philadelphia	S 0	0	0	-	-	-	-	-	-	-	-	W	24-21
2004 Postseason		3/3	7	4	3	1	0	0	0	0	1	0	0	3-0



RODNEY HARRISON

SAFETY

37



SUPER BOWLS: 03 04

PRO BOWLS: 98 01

6-1 ★ 220 lbs ★ Born 12/15/72 ★ Exp. (NFL/Patriots): 12/3

GP/GS (Playoffs): 155/129 (10/6) ★ Acq: FA (SD)-03 ★ Western Illinois ★ Chicago, Ill.

CAREER TRANSACTIONS

Rodney Harrison was signed by the New England Patriots as a veteran free agent on March 12, 2003 ... Originally drafted by the San Diego Chargers in the fifth round (145th overall) of the 1994 NFL Draft ... Signed by the Chargers (06/29/94) ... Released by the Chargers (02/27/03).

CAREER HIGHLIGHTS

Career GP/GS: 155/129 (10/6)

★ Harrison is the NFL's all-time leader in sacks by a defensive back, having recorded 27.5 sacks in his 11 seasons heading into 2005.

★ Harrison is the only player in NFL history to record at least 25 sacks and at least 30 interceptions in his career. Harrison enters the 2005 season with 27.5 sacks and 31 interceptions in his regular-season career.

★ Over the last 10 seasons (1995-2004), Harrison has recorded more tackles than any other defensive back in the NFL, according to press box statisticians. His 1,013 tackles over that span are 84 more than the next highest total (Victor Green, 929).

★ Harrison has come up big on the biggest stage, with six interceptions in his last six playoff games, including two in Super Bowl XXXIX. His four picks in the 2004 playoffs tied for the third most in a single postseason since the 1970 AFL-NFL merger. Additionally, his six career playoff interceptions are tied for the fourth most since the merger.

★ In his first two seasons in New England, Harrison was not only the Patriots' leading tackler each year, but also led all NFL defensive backs in tackles in both seasons. He set a career high with 140 tackles in 2003, and then followed that with a 138-tackle performance in 2004.

★ Harrison was voted as a defensive captain by his teammates in each of his first two seasons in New England (2003-04).

★ Harrison was the Patriots' leading tackler in both the 2003 and 2004 postseasons while also recording a total of two sacks, six interceptions, seven passes defended and two forced fumbles in the six games leading to New England's back-to-back world championships.

★ Harrison recorded a career-high 20 tackles (12 solo)

at Pittsburgh on Oct. 31, 2004. He posted double-digit tackle totals in a team-high seven games in 2004, including an 11-tackle performance in the divisional playoffs against Indianapolis (01/16/05).

★ Harrison has shown a knack for coming up with interceptions at crucial times. In the 2004 regular season and playoffs, five of his six interceptions came inside the opponents' 20-yard line, with four of those picks coming inside the 4-yard line and two of them coming in the end zone. His only 2004 pick that did not come inside the 20-yard line was his interception in the fourth quarter of Super Bowl XXXIX, a pick that ended Philadelphia's last-gasp drive and clinched the Patriots' world title.

★ As an all-around contributor, Harrison recorded 12 special teams tackles in 2004, his highest total since notching 20 special teams stops as a rookie in 1994.

★ Harrison posted double-digit tackle totals in six games in 2003, including a season-high 14 tackles (11 solo) against Tennessee (10/05/03) and a 10-tackle effort (7 solo) in the AFC Championship Game against Indianapolis (01/18/04).

★ In 2003, Harrison was part of a Patriots defense that led the NFL in four key categories: opponents' points per game (14.9), opponents' passer rating (56.2), interceptions (29) and passing touchdowns surrendered (11).

★ Harrison was selected to the Associated Press All-Pro first team in 2003 and earned AP second-team honors in 2004.

★ Harrison was selected to the Pro Bowl in 1998 and 2001.

★ Harrison has eclipsed the 100-tackle mark seven times during his career, including a career-high 140 tackles (105 solo) in 2003.

★ Harrison amassed a career high six sacks during the 2000 season. His six sacks led all NFL defensive backs and ranked second on the team.

★ Harrison established a career high with six interceptions in 2000 for 97 yards, including a 63-yard touchdown.

★ Harrison was selected as the Chargers defensive player of the year four times, as voted by his teammates (1996-97, 2000-01).

★ Harrison was chosen among the franchise's all-time greats

when he was selected to the Chargers 40th Anniversary All-Time Team during the 2000 season.

EXTRA POINTS

● Rodney participated in an officiating internship at NFL Europe's training camp in Tampa, Fla., in March, 2005. He donned the stripes to learn more about the responsibilities of an NFL referee in anticipation of a potential post-football career.

● In 2003, Rodney and several other Patriots teamed up with 20 football players from Madison Park Vocational Tech in Roxbury, Mass. to prepare and serve dinner to clients of the Pine Street Inn, a homeless shelter in Boston.

● Rodney returns home to Chicago every offseason to be close to his best friend and mother, Barbara. In 1997, he purchased a brand new house for his mother in Markham, Illinois.

NFL ALL-TIME LEADERS: SACKS BY A DEFENSIVE BACK

Player	Pos.	Team(s)	Years	Sacks
Rodney Harrison	S	SD/NE	1994-Present	27.5
Carnell Lake	S	PIT/JAX/BAL	1989-2001	25.0
LeRoy Butler	S	GB	1990-2001	20.5
Ronde Barber	CB	TB	1997-Present	18.0
Bill Bates	S	DAL	1983-1997	18.0

★ Harrison made NFL history in 1997 when he became the first player to score touchdowns on a fumble return, interception return and kickoff return in the same season.

★ Harrison led the Chargers with 20 special teams tackles as a rookie in 1994.

SEASONAL REVIEWS

2004 (16/16, 3/3): Started all 16 games at safety for the sixth time in his career ... Led the team for the second consecutive season with 138 tackles (96 solo) in the regular season ... Paced the squad in the postseason with 27 stops (23 solo) ... Finished second on the team with eight passes defended including two interceptions ... Tied for the team lead with three forced fumbles ... Collected 12 special teams tackles ... Named a defensive captain for the 2004 season by his teammates ... For the second consecutive season, he led all NFL defensive backs in tackles, and his tackle total ranked ninth among all NFL players, trailing only eight middle linebackers. **Indianapolis (9/9):** Collected seven tackles (5 solo). **Arizona (9/19):** Named AFC Defensive Player of the Week after tallying a team-high six tackles (5 solo), two sacks for 21 yards, a pass defended and a forced fumble ... Sacked Josh McCown for a 6-yard loss in the first quarter ... Registered his second sack of the game, dropping McCown for a 15-yard loss on third-and-17 in the second quarter. **Miami (10/10):** Led the team with 15 tackles (9 solo), a sack, a pass defended and a forced fumble ... Forced Jay Fiedler to fumble in the third quarter and the loose ball was recovered by Dexter Reid ... Sacked Jay Fielder for a 12-yard loss with a goal line blitz late in the fourth quarter. **Seattle (10/17):** Led the team with nine tackles (7 solo) ... Collected two special teams tackles. **N.Y. Jets (10/24):** Tied for the team lead with 10 tackles (7 solo) ... Sealed the Patriots victory by knocking down a pass intended for Wayne Chrebet at the goal line in the fourth quarter. **Pittsburgh (10/31):** Registered a career-high 20 tackles (12 solo) ... Led the team with three special teams stops. **Kansas City (11/22):** Led the team with 10 tackles (9 solo) and an interception ... Halted a potential Chiefs' scoring drive late in the second quarter by intercepting a Trent Green pass intended for Tony Gonzalez in the end zone. **Baltimore (11/28):** Led the team with 12 tackles (9 solo). **Cleveland (12/5):** Collected four solo tackles and an interception ... Intercepted a Luke McCown pass intended for Dennis Northcutt at the Patriots 5-yard line in the first quarter. **Cincinnati (12/12):** Finished second on the team with 12 tackles (8 solo) and a forced fumble ... Stopped a potential Bengals' scoring drive in the first quarter by forcing Rudi Johnson to fumble. **San Francisco (1/2):** Tallied eight tackles (5 solo) ... Combined with Tedy Bruschi to stonewall Maurice Hicks for a 4-yard loss on a reception. **Indianapolis (1/16):** Led the team with 11 tackles (9 solo), an interception and a forced fumble ... Forced Reggie Wayne to fumble and the loose ball was recovered

by Tedy Bruschi at the Colts' 35-yard line ... Sealed the Patriots' victory by intercepting a Peyton Manning pass in the end zone with four seconds left in the game. **Pittsburgh (1/23):** Led the team with nine tackles (7 solo) and an interception return for a touchdown ... Intercepted a Ben Roethlisberger pass and returned the pick 87 yards for a touchdown to give the Patriots a 24-3 lead with 2:14 remaining in the second quarter ... Led the team with three special teams tackles. **Philadelphia (2/6):** Tied for second on the team with seven solo tackles, including a sack in the Patriots' 24-21 victory over the Eagles in Super Bowl XXXIX ... Recorded two interceptions in the victory ... Halted a potential Eagles scoring opportunity by intercepting a Donovan McNabb pass intended for Brian Westbrook at the New England 3-yard line ... Sacked McNabb for a 1-yard loss in the first quarter ... Held up L.J. Smith, allowing Randall Gay to force a fumble that was recovered by Eugene Wilson ... Sealed the Patriots second consecutive Super Bowl championship by intercepting a McNabb pass intended for L.J. Smith with nine seconds remaining in the game.

2003 (16/16, 3/3): Named a defensive captain by his teammates and was one of four defensive players to start all 19 games, including postseason ... Led the team with 140 tackles (105 solo) in the regular season and also paced the team with 23 tackles (19 solo) in the postseason ... Made three interceptions in the regular season and two in the postseason ... Named to the Associated Press All-Pro Team. **Buffalo (9/7):** Tallied a team-high 11 tackles (9 solo) in his Patriots debut. **Philadelphia (9/14):** Made four tackles (3 solo) and finished second on the team with four pass defenses. **N.Y. Jets (9/21):** Started in his 100th career game and registered four solo tackles. **Washington (9/28):** Tied for the team lead with 12 tackles (8 solo) ... Helped limit Redskins receivers to a combined seven catches for 81 yards. **Tennessee (10/5):** Made a season-high and team-leading 14 tackles (11 solo). **N.Y. Giants (10/12):** Tallied nine tackles (7 solo) and the first two interceptions of his Patriots career ... Grabbed his first interception of the season by hauling in a ball that was tipped by Richard Seymour ... Recorded his second interception with 8:08 left in the game. **Miami (10/19):** Registered a team-high 13 tackles (11 solo), a pass defense and a fumble recovery ... Recovered a fumble in the first quarter. **Cleveland (10/26):** Finished tied for second on the team with eight tackles (5 solo). **Denver (11/3):** Tallied six tackles (4 solo) and two pass defenses ... Deflected a Danny Kanell pass on third-and-four in the fourth quarter. **Dallas (11/16):** Finished tied for second on the team with eight solo tackles. **Houston (11/23):** Notched eight tackles (7 solo), including a sack ... Sacked Tony Banks for a three-yard loss ... Part of a defensive unit that limited the Texans offense to only 169 total net yards, including the overtime session. **Miami (12/7):** Tallied nine tackles (6 solo), a sack

2004 NFL LEADERS: TACKLES BY DEFENSIVE BACKS

As tallied by day-of-game stats crews

Player	Team	Pos.	Total	Solo	Assists
Rodney Harrison	NE	S	129	89	40
Robert Griffith	CLV	S	118	92	26
Mike Green	CHI	S	107	83	24
Tebucky Jones	NO	S	102	79	23
Adrian Wilson	ARZ	S	99	77	22

NFL ALL-TIME LEADERS: POSTSEASON CAREER INTERCEPTIONS

Player	Team(s)	Games	INT
Lester Hayes	OAK/LA	8	8
Ronnie Lott	SF/LA	10	8
Rodney Harrison	SD/NE	10	6
Eric Davis	SF/CAR	10	6
Aeneas Williams	ARZ/STL	6	6
Vernon Perry	HOU	3	6

and a forced fumble ... Sacked quarterback Jay Fiedler with a big hit, forcing the signal caller to fumble in the third quarter. **Jacksonville (12/14)**: Led the team with 14 tackles (8 solo). **N.Y. Jets (12/20)**: Notched nine tackles (5 solo), two pass defenses and an interception ... Picked off a Pennington pass with 8:09 remaining in the game. **Buffalo (12/27)**: Collected a team-high 11 tackles (9 solo), including a sack ... Drooped Drew Bledsoe for a seven-yard sack in the second quarter. **Tennessee (1/10)**: Registered four solo tackles and an interception ... Picked off a Steve McNair pass with 3:48 remaining in the first quarter. **Indianapolis (1/18)**: Talled 10 tackles (7 solo), an interception and a forced fumble in the Patriots' 24-14 AFC Championship victory over the Colts ... Halted a potential Colts scoring drive by picking off a Peyton Manning pass in the end zone on the Colts' first possession of the game ... Administered a crushing hit on Marvin Harrison, forcing a fumble that was recovered by Tyrone Poole deep in Patriots territory. **Carolina (2/1)**: Led the team with nine tackles, including a sack in the Patriots' 32-29 Super Bowl XXXVIII victory over the Panthers ... Drooped Jake Delhomme for a three-yard sack on third-and-three in the third quarter.

2002 (13/13 - San Diego): Ranked second on the Chargers with 88 tackles (69 solos) ... Added two sacks and forced two fumbles ... Intercepted two passes and batted down eight passes. **New England (9/29)**: Returned to starting line-up after missing two games with an injury and collected eight tackles in the Chargers 21-14 victory. **Denver (10/6)**: Snared his first interception of the season. **Kansas City (10/13)**: Drooped Trent Green for a five-yard loss in the Chargers 35-34 victory. **San Francisco (11/17)**: Amassed 10 tackles and two passes defended and intercepted a pass at the end of regulation in the Chargers 20-17 overtime victory against the 49ers. **Miami (11/24)**: Led the team with a season-high 12 tackles. **Denver (12/1)**: Recorded 10 tackles in the Chargers 30-27 overtime victory. **Buffalo (12/15)**: Forced a fumble which was recovered by the Chargers as they limited the potent Bills offense to 256 yards of offense, including just 107 passing yards. **Seattle (12/29)**: Closed out his Charger career by leading the team with 12 tackles.

2001 (14/14 - San Diego): Selected to his second career Pro Bowl ... Led the team with 108 tackles (91 solos) ... Added 3.5 sacks, two forced fumbles and one fumble recovery ... Snared two interceptions for 51 yards and ranked second on squad with 13 passes defended ... Named to The *Sporting News*' All-Pro team, *Pro Football Weekly*'s All-AFC Team and the Chargers co-Defensive Player of Year ... Recipient of Unsung Hero Award for contributions both on field and in community as voted by San Diego teammates and fans. **Dallas (9/23)**: Recorded eight tackles and helped limit the Cowboys to just 188 passing yards in the Chargers 33-21 victory. **Cincinnati (9/30)**: Led the Chargers with nine tackles as they held the Bengals to 237 total yards in the Chargers 28-14

victory. **Cleveland (10/7)**: Led the team with 10 tackles against the Browns. **New England (10/14)**: Led team for third consecutive week in tackles with 13 stops against the Patriots. **Denver (10/21)**: Brought down Brian Griese for his first sack of the season in their 27-10 win over the Broncos. **Seattle (12/2)**: Returned to starting lineup from ankle injury and led team with 11 tackles in addition to a sack and two passes defended. **Philadelphia (12/9)**: Recorded his first interception of the season to go along with a sack and a forced fumble ... Also led the team with six tackles. **Oakland (12/15)**: Snared his second interception in as many weeks and returned it 16 yards. **Seattle (12/30)**: Finished tied for team high with seven stops and shared a sack.

2000 (16/16 - San Diego): Led Chargers in tackles (127), interceptions (six, career high) and passes defended (17, career high) ... Led all NFL defensive backs and ranked second on the team with six sacks ... Led team or was tied for team lead in tackles in eight games during the season ... Tied for third in the AFC with six interceptions ... Returned an interception 63 yards for a touchdown ... Voted Defensive Player of Year by his teammates, an honor he also earned in 1996 and '97. **Kansas City (9/17)**: Recorded a season high 12 tackles. **Buffalo (10/15)**: Equalled his season high with 12 tackles. **Kansas City (11/26)**: Equalled a career high with two sacks in 17-16 victory over the Chiefs. **Baltimore (12/10)**: Tied a personal single-game best with two interceptions. **Pittsburgh (12/24)**: Recorded two interceptions, including one he returned 63 yards for a touchdown against the Steelers.

1999 (6/6 - San Diego): Finished tied for eighth on the team with 41 tackles despite starting and playing in only six games ... Suffered a shoulder injury during the fifth game of the season which forced him to miss 10 of the final 11 games ... Added one sack, one interception, one forced fumble ... Ranked fourth on the team with eight passes defended ... Chargers started the season with a 4-1 record with Harrison in the lineup and after his injury they suffered a six-game losing streak ... Harrison was the Chargers leading tackler through first four games of the season. **Cincinnati (9/19)**: Opened the season with a team-high eight solo defensive tackles and added a tackle and forced fumble on special teams. **Kansas City (10/3)**: Amassed a season-high nine tackles and an interception in a win over the Chiefs. **Detroit (10/10)**: Forced fumble that was returned for a score in the Chargers 20-10 victory ... Added seven tackles, including a sack and three pass defenses. **Miami (12/19)**: After missing eight games with a shoulder injury, he played against the Dolphins.

1998 (16/16 - San Diego): Unanimous choice to start in his first Pro Bowl following 1998 season after finishing second on Chargers with 114 tackles (89 solos) ... Snared three interceptions, totaled four sacks, 10 passes

NFL LEADERS: TACKLES BY DEFENSIVE BACKS OVER LAST 10 SEASONS

As tallied by day-of-game stats crews, 1995-2004

Player	Team(s)	Pos.	Games	Tackles	Solo	Assists
Rodney Harrison	SD/NE	S	140	1,013	785	228
Victor Green	NYJ/NE/NO	S	142	929	668	261
Lawyer Milloy	NE/BUF	S	139	928	648	280
Robert Griffith	MIN/CLE	S	148	908	721	187
Brock Marion	DAL/MIA/DET	S	153	869	654	215

NFL ALL-TIME LEADERS:

INTERCEPTIONS IN A SINGLE POSTSEASON

Player	Team	Season	INT
Lester Hayes	OAK	1980	5
Vernon Perry	HOU	1979	5
Rodney Harrison	NE	2004	4
Ricky Manning, Jr.	CAR	2003	4
Darren Gordon	DEN	1998	4
A.J. Duhe	MIA	1982	4
Dennis Thurman	DAL	1982	4

defensed and one forced fumble ... Started all 16 games for third consecutive season ... Named first-team All-Pro by *Associated Press*, *Pro Football Weekly* and *The Sporting News* ... Eclipsed the 100-tackle mark for the third consecutive season ... Led Chargers in tackles five times and also tied for team lead three more times. **Buffalo (9/6)**: Opened season with a career-high three sacks in 16-14 win over the Bills. **Indianapolis (10/4)**: Recorded an interception against the Colts. **Oakland (10/11)**: Snared his second interception in as many weeks. **Denver (11/8)**: Recorded his third interception of season against the Broncos. **Seattle (12/13)**: Recorded a season- and team-high 13 tackles against the Seahawks.

1997 (16/16 - San Diego): Named Defensive Player of Year by teammates for second-consecutive season ... Led team with a career-high 132 tackles (96 solos) ... Added a then career-high four sacks, two interceptions, one forced fumble, two fumble recoveries and eight passes defended ... Became first player in NFL history to score touchdowns on an interception return, fumble return and kickoff return in same season ... He snared a Warren Moon pass at Seattle (11/9) and returned it 75 yards for a touchdown ... Led team in tackles during eight games. **New Orleans (9/7)**: Scoped up a fumble and returned it for touchdown. **Indianapolis (10/26)**: Returned onside-kick attempt 40 yards for a touchdown to help secure victory. **Oakland (11/16)**: Amassed a career-high 16 tackles against the Raiders. **Atlanta (12/7)**: Recorded an interception against the Falcons.

1996 (16/16 - San Diego): Teammates voted Harrison San Diego's Defensive Player of Year ... Finished season ranked second on team with a then career-high 125 tackles (105 solos) ... Led team for second consecutive season with five interceptions ... Ranked second on team with 14 passes defended ... Added one sack, one forced fumble, one fumble recovery and one tackle on special teams ... Led the Chargers in tackles two games and tied for team lead in two others. **Denver (10/6)**: Returned an interception a then career-long 29 yards. **Tampa Bay (11/17)**: Recorded an interception against the Buccaneers. **Kansas City (11/24)**: Equaled career high with two interceptions as the Chargers defeated the Chiefs 28-14. **Denver (12/22)**: Closed out season with one interception and one sack, contributing to the Chargers 16-10 victory over the Broncos.

1995 (11/0, 1/0 - San Diego): Played in 11 games and led the Chargers with five interceptions ... Added 24 tackles and five passes defended ... Added nine tackles on special teams. **Seattle (9/10)**: Led Chargers with a career-high two interceptions. **Philadelphia (9/17)**: Recorded his third interception of season. **Kansas City (11/12)**: Snared his fourth interception. **Denver (11/19)**: Intercepted his fifth pass of the season. **Indianapolis**

(12/31): Led Chargers with three special teams tackles in a Wild Card game.

1994 (15/0, 3/0 - San Diego): Played in 15 regular-season games and all three postseason contests as a rookie ... Led the Chargers with 20 special teams tackles and one fumble recovery ... Played in every game except versus Los Angeles Rams Nov. 27 ... Notched one special teams tackle during the postseason.

COLLEGE

Harrison holds the Western Illinois record for tackles by defensive back with 345 ... Voted All-America first-team selection by *Associated Press*, *Sports Network*, and Kodak in 1993 ... Earned first-team All-Gateway Conference ... Set school record with 28 tackles versus Western Kentucky ... All-America second-team pick by Associated Press and Sports Network in 1992 ... First-team All-Gateway Conference choice ... Second-team All-Gateway Conference pick as freshman in 1991 ... Majored in general studies.

PERSONAL

Rodney Harrison was born on December 15, 1972 in Markham, Ill. ... All-conference selection in football, basketball and track for Marian Catholic (Chicago Heights, Ill.) High School ... Donated 20 tickets to each Chargers' home game to Big Brothers/Big Sisters of San Diego ... Harrison's mother, Barbara, owns a beauty shop in Chicago ... Resides in Atlanta, Ga. ... Rodney and his wife Erika celebrated the arrival of their first child, Christian, on Feb. 6, 2004.

SINGLE-GAME CAREER HIGHS

Regular Season:

Tackles:	20	at Pittsburgh (10/31/04)
Solos:	12	Four times, most recent at Pittsburgh (10/31/04)
Assists:	8	at Pittsburgh (10/31/04)
Sacks:	3	vs. Buffalo (09/06/98)
Interceptions:	2	Five times, most recent vs. N.Y. Giants (10/12/03)
Int. Return Yards:	75t	vs. Minnesota (11/19/97)
Passes Defensed:	4	at Philadelphia (09/14/03)
Forced Fumbles:	1	Twelve times, most recent vs. Cincinnati (12/12/04)
Fumble Recoveries:	1	Seven times, most recent at Miami (10/19/03)
Touchdowns:	1	Four times, most recent vs. Pittsburgh (12/24/00)

Postseason:

Tackles:	11	vs. Indianapolis (01/16/05)
Solos:	9	vs. Indianapolis (01/16/05)
Assists:	3	vs. Indianapolis (01/18/04)
Sacks:	1	vs. Philadelphia (02/06/05)
		vs. Indianapolis (01/18/04)
Interceptions:	2	vs. Philadelphia (02/06/05)
Int. Return Yards:	87t	at Pittsburgh (01/23/05)
Passes Defensed:	2	vs. Philadelphia (02/06/05)
Forced Fumbles:	1	vs. Indianapolis (01/16/05)
		vs. Indianapolis (01/18/04)
Fumble Recoveries:		None
Touchdowns:	1	at Pittsburgh (01/23/05)

RODNEY HARRISON

Pos: S Ht: 6-1 Wt: 220lbs Year: 12th Acq: UFA (SD)-03 College: Western Illinois Born: 12/15/72

Year	Team	P/S	TT	UT	A	S	Yds	No	Yds	Avg	Lg	TD	PD	FF	FR	SpT
1994	Chargers	15/0	0	0	0	0.0	0.0	0	0	0.0	0	0	0	0	1	20
1995	Chargers	11/0	24	21	3	0.0	0.0	5	22	4.4	17	0	5	0	1	9
1996	Chargers	16/16	125	105	20	1.0	5.0	5	56	11.2	29	0	14	1	1	1
1997	Chargers	16/16	132	96	36	4.0	25.0	2	75	37.5	75t	1	8	1	2	1
1998	Chargers	16/16	114	89	25	4.0	29.0	3	42	14.0	21	0	10	1	0	3
1999	Chargers	6/6	41	30	11	1.0	9.0	1	0	0.0	0	0	8	0	0	1
2000	Chargers	16/16	127	101	26	6.0	48.0	6	97	16.2	63t	1	17	1	0	0
2001	Chargers	14/14	108	91	17	3.5	28.5	2	51	25.5	22	0	13	2	1	0
2002	Chargers	13/13	88	69	19	2.0	11.0	2	2	1.0	2	0	8	2	0	0
2003	Patriots	16/16	140	105	35	3.0	22.0	3	0	0	0	0	11	1	1	1
2004	Patriots	16/16	138	96	42	3.0	33.0	2	12	6.0	12	0	8	3	0	12

Totals – 11 years		155/129	1037	803	234	27.5	210.5	31	357	11.5	75t	2	102	12	7	48
Postseason		Tackles						Interceptions						Misc.		
Year	Team	P/S	TT	UT	A	S	Yds	No	Yds	Avg	Lg	TD	PD	FF	FR	SpT
1994	Chargers	3/0	0	0	0	0	0	0	0	0	0	0	0	0	0	1
1995	Chargers	1/0	0	0	0	0	0	0	0	0	0	0	0	0	0	3
2003	Patriots	3/3	23	19	4	1.0	3.0	2	7	3.5	7	0	3	1	0	0
2004	Patriots	3/3	27	23	4	1.0	1.0	4	101	25.3	87t	1	4	1	0	3
Totals – 4 years		10/6	50	42	8	2.0	4.0	6	108	18.0	87t	1	7	2	0	7

Additional Statistics: Kickoff returns, 1 for 10 yards in 1996; 1 for 40 yards and a touchdown in 1997. Punt returns, 1 for 0 yards in 1997

HARRISON'S CAREER GAME BY GAME

1994: As a rookie, Harrison played in 15 games and did not record any defensive statistics. In the 1994 postseason, he played in three games (including Super Bowl XXIX) and also did not record any defensive statistics.

[illegible]

1995	Totals	15/0	24	21	3	0/0	5/22	5	0	0	9-7
12/31	Indianapolis	P	0	0	0	--	--	-	-	-	20-35

1996	Postseason/O	O	0	0								O-1
1995	Opponent P/S	T	T	S	S/Yds	I/Yds	PD	FF	FR	W/L		B-1
09/01	Seattle	7	7	0	-	-	-	-	-	W	29-7	
09/08	Cincinnati	6	4	2	-	-	-	-	-	L	21-14	
09/15	at Green Bay	14	11	3	--	--	1	-	-	W	17-12	
09/22	at Oakland	6	6	5	--	--	1	-	-	W	40-13	
9/29	Kansas City	8	5	1	--	--	1	-	-	W	22-34	
10/06	at Denver	8	7	1	--	1/29	1	-	-	L	17-23	
10/21	Oakland	5	4	1	--	--	-	-	-	L	14-28	
10/27	at Seattle	13	12	1	--	--	-	1	-	L	16-32	
11/03	Indianapolis	7	6	1	--	--	4	-	-	W	23-19	
11/11	Detroit	2	1	1	--	--	-	-	-	W	27-21	
11/17	Tampa Bay	12	10	2	--	--	1/0	1	-	L	17-15	
11/24	at Kansas City	5	5	0	--	--	2/6	2	-	W	28-24	
12/01	New England	8	7	1	--	--	1	-	-	L	7-45	
12/08	at Pittsburgh	11	10	1	--	--	-	1	-	L	3-16	
12/14	at Chicago	8	6	2	--	--	-	-	-	L	14-27	
12/22	Denver	5	4	1	105/0	1/21	-	-	-	W	16-10	

1996	Totals	16/16	125	105	20	1.0/5.0	5/56	14	1	1	8-8
1997	Opponent	P/S	TT	UT	A	S/Yds	I/Yds	PD	FF	FR	W/L
08/31	at New England	P	12	9	3	--	--	1	--	--	L
09/07	at New Orleans	S	5	4	1	--	--	--	1	W	20-6
09/14	Carolina	S	6	2	4	--	--	1	--	--	L
09/21	at Seattle	S	10	6	4	--	1/75	1	--	--	L
09/28	Baltimore	S	12	10	2	--	--	2	--	--	W
10/05	at Oakland	S	5	4	1	--	--	--	--	--	W

1016	at	Kansas City	S	4	2	2	--	--	--	--	--	W	3-31
1026		Indianapolis	S	7	6	1	1.09.0	--	--	--	--	L	35-19
1102	at	Cincinnati	S	11	10	1	--	--	--	1	--	W	31-38
1109		Seattle	S	9	6	3	--	--	--	--	--	L	31-37
1116		Oakland	S	16	12	4	1.01.0	--	--	--	--	L	31-37
1123	at	San Francisco	S	7	6	1	1.08.0	--	--	--	--	L	10-17
1130		Denver	S	8	4	4	--	--	2	--	--	L	28-34
1207		Atlanta	S	6	4	2	1.07.0	1/0	1	--	--	L	31-38
1214		Kansas City	S	9	8	1	--	--	--	1	--	L	7-29
1221	at	Denver	S	5	3	2	--	--	--	--	--	L	3-38

1997	Totals	16/16	132	96	36	4.0/25.0	2/75	8	1	2		4/12
1998	Opponent	P/S	TT	UT	11	A	S/Ds	I/Yds	PD	FF	FR	W/L
09/06	Buffalo	S	12	11	1	1	3/0	-	-	-	-	Score: 16-14
09/13	at Tennessee	S	6	5	1	-	-	-	-	-	-	W
09/20	at Kansas City	S	5	4	1	-	-	-	2	-	-	L
09/27	N.Y. Giants	S	12	10	2	-	-	-	0	-	-	L
10/04	at Indianapolis	S	5	4	1	-	-	1/21	1	-	-	L
10/11	at Oakland	S	2	2	0	-	-	1/11	2	-	-	L
10/18	Philadelphia	S	6	4	2	-	-	-	-	-	-	W
10/25	Seattle	S	7	6	1	-	-	-	1	-	-	L
11/08	at Denver	S	7	5	2	-	-	1/10	1	-	-	L
11/15	Baltimore	S	4	3	1	-	-	-	-	-	-	W
11/22	Kansas City	S	9	7	2	-	-	-	-	-	-	W
11/29	Denver	S	6	4	2	-	-	-	1	-	-	L
12/06	at Washington	S	8	8	0	-	-	-	-	-	-	L
12/13	at Seattle	S	13	10	3	-	-	-	-	-	-	L
12/20	Oakland	S	5	1	4	-	-	-	-	-	-	L
12/27	at Arizona	S	7	5	2	-	1.0/0.0	-	-	-	-	L

1998	Totals	16/16	114	89	25	4.0/29.0	3/42	10	1	0		5-11
1999	Opponent	P/S	TT	UT	A	S/Yds	I/Yds	PD	FF	FR	W/L	Score
09/19	at Cincinnati	S	8	8	0	--	--	2	--	--	W	14-7
09/26	IndianaPoliS	S	8	7	1	--	--	2	--	--	L	39-27
10/03	Kansas City	S	9	7	2	--	--	1/0	1	--	W	21-14
10/10	at Detroit	S	7	6	1	1.0/9.0	--	3	--	--	W	20-10
10/17	Seattle	S	6	6	0	--	--	3	--	--	L	13-10
10/24	Green Bay		Inactive								L	3-31
10/31	at Kansas City		Inactive								L	0-34
11/07	Denver		Inactive								L	17-33
11/14	at Oakland		Inactive								L	9-28
11/21	Chicago		Inactive								Lot	20-23
11/28	at Minnesota		Inactive								L	27-35
12/05	Cleveland		Inactive								W	23-10
12/12	at Seattle		Inactive								W	19-16
12/19	at Miami	S	3	1	2	--	--	--	--	--	L	9-12
12/26	Oakland		Inactive								W	23-20
01/02	at Denver		Inactive								W	12-6
1999	Totals	6/6	41	35	6	1.0/9.0	1/0	8	0	0		8-8

HARRISON'S CAREER GAME BY GAME (CONT.)

2000	Opponent	P/S	TT	UT	A	S/Yds	I/Yds	PO	FF	FR	W/L	Score
9/3	at Oakland	S	8	8	0	1.0/2.0	--	--	--	--	L	6-9
9/10	New Orleans	S	10	5	5	--	--	--	--	--	L	27-28
9/17	at Kansas City	S	12	10	2	--	--	--	1	--	L	10-42
9/24	Seattle	S	4	1	3	1.0/12.0	--	--	1	--	L	12-20
10/1	at St. Louis	S	10	10	0	1.0/7.0	--	--	--	--	L	31-57
10/8	Denver	S	7	6	1	--	--	--	1	--	L	7-21
10/15	at Buffalo	S	12	9	3	1.0/4.0	1/0	1	1	--	Lot	24-27
10/29	Oakland	S	7	5	2	--	--	--	1	--	L	13-15
11/5	at Seattle	S	5	4	1	--	1/0	1	--	--	L	15-17
11/12	Miami	S	10	9	1	--	--	--	--	--	L	7-17
11/19	at Denver	S	1	1	--	--	--	--	--	--	L	37-38
11/26	Kansas City	S	9	7	2	2.0/23.0	--	--	--	--	W	17-16
12/3	San Francisco	S	8	7	1	--	--	--	1	--	L	17-45
12/10	at Baltimore	S	11	7	4	--	2/19	2	--	--	L	3-24
12/17	at Carolina	S	3	3	0	--	--	--	3	--	L	22-30
12/24	Pittsburgh	S	10	9	1	--	2/78	3	--	--	L	21-34

2000	Totals	16/16	127	101	26	6.0/48.0	6/97	17	1	0		1-15
2001	Opponent	P/S	TT	UT	A	S/Yds	I/Yds	PO	FF	FR	W/L	Score
9/9	Washington	S	4	4	0	--	--	2	--	--	1	W 30-3
9/23	at Dallas	S	8	8	0	--	--	--	--	--	W	32-21
9/30	Cincinnati	S	9	9	0	--	--	--	1	--	W	28-14
10/7	at Cleveland	S	10	8	2	--	--	--	--	--	L	16-20
10/14	at New England	S	13	8	5	--	--	--	--	--	Lot	26-29
10/21	Denver	S	8	7	1	1.0/9.0	--	2	--	--	W	27-10
10/28	Buffalo	S	8	6	2	--	--	--	--	--	W	27-24
11/4	Kansas City	S	11	9	2	--	--	--	1	--	L	20-25
11/11	at Denver	S	1	1	0	--	--	--	--	--	L	16-26
11/18	at Oakland	Inactive									L	24-34
11/25	Arizona	Inactive									L	17-20
12/2	at Seattle	S	11	10	1	1.0/6.0	--	2	--	--	Lot	10-13
12/9	at Philadelphia	S	6	5	1	1.0/9.0	1/22	5	1	--	L	14-24
12/15	Oakland	S	7	5	2	--	1/16	1	--	--	L	6-13
12/23	at Kansas City	S	5	5	0	--	--	--	0	--	L	17-20
12/30	Seattle	S	7	6	1	0.5/4.5	--	0	--	--	L	22-25

2001	Totals		14/14	108	91	17	3.5/28.5	2/38	13	2	1	5-11	
2002	Opponent		P/S	TT	UT	A	S/Yds	I/Yds	PO	FF	FR	W/L	Score
9/8	at	Cincinnati	S	1	1	0						W	34-6
9/15		Houston	Inactive									W	24-3
9/22	at	Arizona	Inactive									W	23-15
9/29		New England	S	8	6	2	--	--	--	--	--	W	21-14
10/6	at	Denver	S	4	2	2	--	1/2	1	--	--	L	9-26
10/13		Kansas City	S	5	4	1	1.0/5.0	--	1	--	--	W	35-34
10/20	at	Oakland	S	1	1	0	--	--	--	2	--	W	27-21
11/3		N.Y.Jets	Suspended									L	31-44
11/10	at	St. Louis	S	6	5	1	--	--	--	--	--	L	24-28
11/17		San Francisco	S	10	8	2	--	1/0	2	--	--	W	20-17
11/24	at	Miami	S	12	9	3	--	--	--	--	--	L	3-30
12/1		Denver	S	10	8	2	--	--	--	--	--	W	30-27

12/8	Oakland	S	7	5	2	--	--	--	1	--	L	7-27
12/15	at Buffalo	S	4	3	1	--	--	--	1	--	L	13-20
12/22	at Kansas City	S	8	7	1	--	--	--	--	--	L	22-24
12/29	Seattle	S	12	10	2	1.0/6.0	--	--	1	--	Lot	28-31

2002	Totals	13/13	88	69	19	2.0/11.0	2/2	8	2	0		8-8
2003	Opponent	P/S	TT	UT	A	S/Yds	I/Yds	PO	FF	FR	W/L	Score
09/07	at Buffalo	S	11	9	2	--	--	--	--	--	L	0-31
09/14	at Philadelphia	S	4	3	1	--	--	4	--	--	W	31-10
09/21	N.Y. Jets	S	4	4	0	--	--	--	--	--	W	23-16
09/28	at Washington	S	12	8	4	--	--	--	--	--	L	17-20
10/05	Tennessee	S	14	11	3	--	--	--	--	--	W	38-30
10/12	N.Y. Giants	S	9	7	2	--	--	2/0	2	--	W	17-6
10/19	at Miami	S	13	11	2	--	--	--	1	1	W	19-13
10/26	Cleveland	S	8	5	3	--	--	--	--	--	W	9-3
11/03	at Denver	S	6	4	2	--	--	--	2	--	W	30-26
11/16	Dallas	S	8	8	0	--	--	--	--	--	W	12-0
11/23	at Houston	S	8	7	1	1.0/3.0	--	--	--	--	W	23-20
11/30	at Indianapolis	S	0	0	0	--	--	--	--	--	W	38-34
12/07	Miami	S	9	6	3	1.0/12.0	--	--	1	--	W	12-0
12/14	Jacksonville	S	14	8	6	--	--	--	--	--	W	27-13
12/20	at N.Y. Jets	S	9	5	4	--	--	1/0	2	--	W	21-16
12/27	Buffalo	S	11	9	2	1.0/7.0	--	--	--	--	W	31-0

2003	Totals	16/16	140	105	35	3.0/22.0	3/0	11	1	1		14-2
01/10	Tennessee	S	4	4	0	--	1/7	1	-	-	W	17-14
01/18	Indianapolis	S	10	7	3	--	1/0	1	1	-	W	24-14
02/01	^ Carolina	S	9	8	1	1.0/3.0	--	1	-	-	W	32-29

2003	Postseason	3/3	23	19	4	1.0/3.0	2/7	3	1	0		3-0
2004	Opponent	P/S	TT	UT	A	S/Yds	I/Yds	PO	FF	FR	W/L	Score
09/09	Indianapolis	S	7	5	2	--	--	--	--	--	W	27-24
09/19	at Arizona	S	6	5	1	2.0/21.0	--	--	1	--	W	23-12
10/03	at Buffalo	S	6	4	2	--	--	--	--	--	W	31-17
10/10	Miami	S	15	9	6	1.0/12.0	--	--	1	--	W	24-10
10/17	Seattle	S	9	7	2	--	--	--	--	--	W	30-20
10/24	N.Y. Jets	S	10	7	3	--	--	--	1	--	W	13-7
10/31	at Pittsburgh	S	20	12	8	--	--	--	--	--	L	20-34
11/07	at St. Louis	S	8	6	2	--	--	--	--	--	W	40-22
11/14	Buffalo	S	3	1	2	--	--	--	1	--	W	29-6
11/22	at Kansas City	S	10	9	1	--	--	1/12	1	--	W	27-19
11/28	Baltimore	S	12	9	3	--	--	--	--	--	W	24-3
12/05	at Cleveland	S	4	4	0	--	--	1/0	1	--	W	42-15
12/12	Cincinnati	S	12	8	4	--	--	--	1	--	W	35-28
12/20	at Miami	S	3	3	0	--	--	--	2	--	L	28-29
12/26	at N.Y. Jets	S	5	2	3	--	--	--	--	--	W	23-7
01/02	San Francisco	S	8	5	3	--	--	--	--	--	W	21-7

2004	Totals	16/16	138	96	42	3.0/33.0	2/12	8	3	0			14-2
01/16	Indianapolis	S	11	9	2	--	1/9	1	1	--	W		20-3
01/23	at Pittsburgh	S	9	7	2	--	1/8/1	1	--	--	W		41-27
02/06	* Philadelphia	S	7	7	0	1.0/1.0	2/5	2	--	--	W		24-21
2004	Postseason	3/3	27	23	4	1.0/1.0	4/01	4	1	0			3-0

ALL-TIME SUPER BOWL VICTORIES

Team	Victories	Championship Seasons
Dallas Cowboys	5	1971, 1977, 1992, 1993, 1995
San Francisco 49ers	5	1981, 1984, 1988, 1989, 1994
Pittsburgh Steelers	4	1974, 1975, 1978, 1979
New England Patriots	3	2001, 2003, 2004
Green Bay Packers	3	1966, 1967, 1996
Washington Redskins	3	1982, 1987, 1991
Oakland/L.A. Raiders	3	1976, 1980, 1983
Denver Broncos	2	1997, 1998
New York Giants	2	1986, 1990
Miami Dolphins	2	1972, 1973
Tampa Bay Buccaneers	1	2002
Baltimore Ravens	1	2000
St. Louis/L.A. Rams	1	1999
Chicago Bears	1	1985
Indianapolis/Baltimore Colts	1	1970
Kansas City Chiefs	1	1969
New York Jets	1	1968

NOTE: Teams are sorted by most recent championship season





MARQUISE HILL

DEFENSIVE END



SUPER BOWLS: 04

6-6 ★ **300 lbs** ★ **Born 8/7/82** ★ **Years NFL/Patriots: 2/2**
GP/GS (Playoffs): 1/0 (0/0) ★ **Acq: D2-04 (63rd)** ★ **Louisiana State** ★ **New Orleans, La.**

CAREER TRANSACTIONS

Marquise Hill was drafted by the New England Patriots in the second round (63rd overall) of the 2004 NFL Draft ... Signed by the Patriots (06/23/04).

SEASONAL REVIEWS

2004 (1/0, 0/0): Saw action in his first career NFL contest in the Patriots' regular season finale (1/2/05) ... Was on the active roster all season and was listed as a day-of-game inactive for 13 games, dressed but did not play in two games and played in one contest. **Indianapolis (9/9):** Suited up but did not see action. **N.Y. Jets (12/26):** Dressed but did not see action. **San Francisco (1/2):** Played in a reserve role on the defensive line in his first NFL contest. **Indianapolis (1/16):** Suited up but did not play in the divisional playoffs.

COLLEGE

Started 24 of 38 games at right defensive end, recording 117 tackles (67 solos) with 10 sacks for 75 yards, 19.5 tackles for losses of 106 yards, 36 quarterback pressures, a fumble recovery, two forced fumbles, an interception and nine pass deflections. **2003 (Junior):** All-Southeastern Conference second-team choice by *The NFL Draft Report* ... Started 12 games at right defensive end ... Finished with 49 tackles (32 solos), six sacks for minus 50 yards, 13 stops for losses of 72 yards and 19 quarterback pressures ... Recovered a fumble and caused two others ... Returned an interception 20 yards and deflected six passes. **2002 (Sophomore):** Started 12 games at right defensive end ... Finished with a career-high 58 tackles

(32 solos), including three sacks for minus 24 yards, 4.5 stops for losses of 29 yards and 16 quarterback pressures ... Also deflected two passes ... Against Miami (Ohio), sacked Ben Roethlisberger for an eight-yard loss, pressured the quarterback four times (one pressure resulted in an interception) and delivered four tackles. **2001 (Freshman):** Appeared in every game as a reserve defensive end ... Recorded 10 tackles (3 solos) with a pair of stops for losses of five yards and a quarterback pressure.

PERSONAL

Marquise Hill was born the son of Sherry Hill on Aug. 7, 1982 in New Orleans, La. ... Attended De La Salle (New Orleans, La.) High ... Rated by many publications as the best defensive lineman in the nation as a high school senior ... Was named first-team All-American by numerous publications including ESPN, *USA Today*, *The Sporting News*, *Rivals.com*, *Super Prep*, and *Fox Sports* ... Selected as the National Lineman of the Year by Tom Lemming of ESPN ... Named the Columbus Touchdown Club Player of the Year ... Member of the New Orleans

EXTRA POINTS

Marquise is a cousin of former NFL linebacker Cornelius Bennett, a five-time Pro Bowler who played for 13 seasons for the Buffalo Bills, Atlanta Falcons and Indianapolis Colts.

Times-Picayune Top 16 Blue Chip list, the *Baton Rouge Advocate* Super Dozen and *Shreveport Times* Top 20 for the state of Louisiana ... Rated as one of the Top 100 high school players by the *Dallas Morning News* as the nation's No. 7 prospect by *Super Prep* ... Recorded 92 tackles with eight sacks and seven quarterback hurries as a senior ... Also forced five fumbles, recovered three fumbles and blocked a punt ... Named first-team 5A All-State ... Majored in general studies at LSU.

MARQUISE HILL

Pos: DE Ht: 6-6 Wt: 300 Year: 2nd Acq: D2-04 (63rd) College: LSU Born: 8/7/82

Regular Season			Tackles					Interceptions					Miscellaneous			
Year	Team	P/S	TT	UT	A	S	Yds	No	Yds	Avg	Lg	TD	PD	FF	FR	Blk
2004	Patriots	1/0	0	0	0	0.0	0.0	0	0	0.0	0	0	0	0	0	0
Postseason			Tackles					Interceptions					Miscellaneous			
Year	Team	P/S	TT	UT	A	S	Yds	No	Yds	Avg	Lg	TD	PD	FF	FR	Blk
2004	Patriots	0/0	0	0	0	0.0	0.0	0	0	0.0	0	0	0	0	0	0



RUSS HOCHSTEIN

GUARD

71


SUPER BOWLS: 03 04

6-4 ★ 305 lbs ★ Born 10/7/77 ★ Exp: (NFL/Patriots): 5/3
GP/GS (Playoffs): 32/3 (6/3) ★ Acq: FA-02 ★ Nebraska ★ Hartington, Neb.

PRONOUNCED: HOKE-STINE

CAREER TRANSACTIONS

Russ Hochstein was obtained by the Patriots when they signed him to the practice squad on Oct. 21, 2002 ... Signed to the Patriots active roster (11/17/02) ... Released by the Patriots (08/31/03) ... Signed to the Patriots practice squad (09/01/03) ... Signed to the Patriots active roster (09/14/03) ... Re-signed by the Patriots (03/01/04) ... Originally drafted by the Tampa Bay Buccaneers in the fifth round of the 2001 NFL draft ... Waived by the Buccaneers on Sept. 17, 2002 ... Signed by Tampa Bay (09/24/02) ... Released by the Buccaneers and signed to their practice squad (10/01/02) ... Released from Tampa Bay's practice squad (10/16/02).

CAREER HIGHLIGHTS

Career GP/GS: 32/3 (6/3)

★ Hochstein got the starting nod at left guard in the 2003 AFC Championship Game and also in Super Bowl XXXVIII. He was part of an offensive line that did not allow a sack in either game.

★ Hochstein showed his versatility in the 2004 playoffs, starting the AFC Championship Game as a third tight end, and then lining up at fullback in Super Bowl XXXIX to pave the way for Corey Dillon's 2-yard touchdown run.

SEASONAL REVIEWS

2004 (16/2, 3/1): Participated in all 16 games, primarily on special teams protection units ... Late in the season and in the playoffs occasionally lined up as a tight end or fullback in goal-line situations ... Started the first two games of the season at left guard ... Started the AFC Championship Game (01/23/05) as a third tight end.

Indianapolis (9/9): Started at left guard and was a part of an offensive front that opened holes for New England rushers to average 4.8 yards per carry. **Arizona (9/19):** Started at left guard and played in a reserve role at center ... Was a part of an offensive line that opened holes for Corey Dillon to rush for 158 yards on 32 carries (4.9-yard avg). **Buffalo (10/3):** Played in a reserve role on the offensive line and during extra point attempts in the Patriots' 31-17 victory over the Bills. **Baltimore (11/28):** Saw action at right tackle in the fourth quarter. **San Francisco (1/2):** Saw action at right tackle in the fourth quarter ... Saw limited duty at right tackle in short yardage situations. **Indianapolis (1/16):** Saw action as a fullback in goal line situations and on special teams protection units in the divisional

playoffs. **Pittsburgh (1/23):** Started at tight end as the Patriots opened the game in a three tight end formation ... Saw action on field goal protection units in the Patriots' 41-27 AFC Championship victory over the Steelers. **Philadelphia (2/6):** Saw action on special teams protection units as well as at fullback in short yardage situations during the Patriots' 24-21 victory over the Eagles in Super Bowl XXXIX ... Lined up at fullback and paved the way for Corey Dillon's 2-yard touchdown plunge in the fourth quarter.

2003 (14/1, 3/2): Signed from the practice squad on Sept. 14, 2003 ... Made his 2003 debut in Week Two and made his first NFL start the following week at Washington (09/28) ... Played in a reserve role in 13 regular-season games ... Replaced an injured Damien Woody at left guard in the divisional playoffs against Tennessee, then started at left guard in the AFC Championship Game and Super Bowl XXXVIII ... Was a part of a Patriots offensive line that did not allow a sack in the postseason.

Philadelphia (9/14): Participated in his first game of the season against the Eagles. **Washington (9/28):** Made his first career start at left guard against the Redskins ... Part of an offensive line that allowed just one sack on 39 pass plays ... Helped pave the way for the Patriots second consecutive 100-yard rushing performance. **Buffalo (12/27):** Entered the game at left guard midway through the second quarter ... Helped the ground attack gain 131 yards rushing in the Patriots commanding 31-0 victory over the Bills ... Member of an offensive line that did not allow a sack in the second half. **Tennessee (1/10):** Replaced an injured Damien Woody at left guard in the Patriots' 17-14 divisional playoff victory over the Titans ... Was a member of an offensive line that did not allow a sack in 41 pass attempts.

Indianapolis (1/18): Started at left guard in the Patriots' 24-14 AFC Championship victory over the Colts ... Member of an offensive line that did not allow a sack in 37 pass attempts. **Carolina (2/1):** Started at left guard and was a member of an offensive line that did not allow a sack in the Patriots' 32-29 Super Bowl XXXVIII victory over the Panthers. **2002 (1/0 New England; 1/0 - Tampa Bay):** Participated on

special teams in the Buccaneers season opener vs. New Orleans (9/8), but was listed among the inactive the following week at Baltimore (9/15) ... He was later released by the Buccaneers (9/17) ... Signed to the Patriots practice squad (10/21) ... Signed to the Patriots active roster (11/17). **Minnesota (11/24):** Participated

EXTRA POINTS

● In the offseason, Russ is active in the community, having visited the Mass General Children's Wing and also speaking to students in Foxborough schools on the importance of education.

● Russ has aspirations to become a coach following his pro football career.

at right guard and on special teams in the Patriots 24-17 win over the Vikings.

2001 (0/0, 0/0 - Tampa Bay): Declared inactive for all 16 contests, as well as playoff contest.

COLLEGE

Hochstein emerged as a solid drive blocker in his final two seasons at right guard at Nebraska ... Three-year starter at right guard who registered 342 career knock-downs in 26 starts for the Cornhuskers ... Earned All-Big 12 honors for three consecutive seasons ... Played in 11 games, including the postseason, as a senior in 2000 ... Earned first-team All-America honors from *The Sporting News* ... Named a consensus All-Big 12 Conference first-team selection ... Recipient of the Cletus Fischer Native Son award, given annually to the top college football player in the state of Nebraska ... Racked up a career-best 143 knockdowns ... Earned first-team honors by the *Associated Press* and was a first-team All-Big 12 Conference selection as a junior ... Also earned first-team honors from the *Dallas Morning News*, *San Antonio News-Express* and *Fort Worth Star-Bulletin* ... Played in 12 games during his sophomore season, including the postseason ... Finished second on the team with 126 knockdowns ... Despite starting just the final three games of his sophomore season in 1998, earned All-Big 12 Conference honorable mentions honors ... Graduated with a degree in business management.

PERSONAL

Russ Hochstein was born on Oct. 7, 1977 in Hartington, Neb. ... Played on the defensive line and middle line-backer at Cedar Catholic (Hartington, Neb.) High School ... Garnered first-team All-America honors by *Blue Chip Illustrated* ... Earned super-state honors from Lincoln Journal Star and All-Nebraska honors from the *Omaha World-Herald* ... Totaled 309 career tackles, 18 sacks, eight fumble recoveries and two interceptions ... Led school to state playoffs for four consecutive years ... Earned all-state and all-class honors as an offensive lineman ... Also lettered in track and basketball ... Volunteered with the Advisory Board Outreach Program and American Education Week ... Hochstein was the subject a Nebraska Educational Television Documentary, which chronicled his career since his senior year in high school ... Named the newcomer of the year by the Buccaneers' Community Relations Department in 2001 for his work in the Tampa Bay area ... Part of group that made visit to MacDill Air Force Base on Sept. 25, 2001 with contingent of Buccaneer players who visited the base to tour the facilities and offer encouragement to hundreds of servicemen and women ... During the 2002 holiday season, gave back to the community through participating in the Salvation Army Holiday Party at Gillette Stadium and also working at the Children's Hospital's annual holiday telethon ... Majored in business management.

CHAMPIONSHIP ERAS IN PROFESSIONAL SPORTS

Periods during which teams have won at least three titles over a four-year span

Team	League	Titles/Years	Era
New England Patriots	NFL	3/4	2001-Present
Los Angeles Lakers	NBA	3/3	2000-2002
New York Yankees	MLB	4/5	1996-2000
Chicago Bulls	NBA	3/3	1996-1998
<i>Dallas Cowboys</i>	<i>NFL</i>	<i>3/4</i>	<i>1992-1995</i>
Chicago Bulls	NBA	3/4	1991-1993
Los Angeles Lakers	NBA	3/4	1985-1988
Edmonton Oilers	NHL	5/7	1984-1990
New York Islanders	NHL	4/4	1980-1983
Montreal Canadiens	NHL	4/4	1976-1979
Oakland Athletics	MLB	3/3	1972-1974
Montreal Canadiens	NHL	4/5	1965-1969
<i>Green Bay Packers</i>	<i>NFL</i>	<i>3/3</i>	<i>1965-1967</i>
Toronto Maple Leafs	NHL	3/3	1962-1964
Boston Celtics	NBA	11/13	1957-1969
Montreal Canadiens	NHL	5/5	1956-1960
Detroit Red Wings	NHL	3/4	1952-1955
Minneapolis Lakers	NBA	5/6	1949-1954
New York Yankees	MLB	6/7	1947-1953
Toronto Maple Leafs	NHL	4/5	1947-1951
<i>Chicago Bears</i>	<i>NFL</i>	<i>3/4</i>	<i>1940-1943</i>
New York Yankees	MLB	5/6	1936-1941
<i>Green Bay Packers</i>	<i>NFL</i>	<i>3/3</i>	<i>1929-1931</i>
Ottawa Senators	NHL	3/4	1920-1923
Boston Red Sox	MLB	3/4	1915-1918
Philadelphia Athletics	MLB	3/4	1910-1913

NFL teams in Italics

NOTE: In eras exceeding a four-year span, teams must have won at least three titles during any four-year snapshot within their championship era.

NFL – Formed in 1920

Feat accomplished in 5 eras

Accomplished by 4 franchises: Patriots, Cowboys, Packers, Bears

Champions are the first-place team in the final standings (1920-32), the winners of the NFL championship game (1933-65) and the winners of the Super Bowl (1966-present).

MLB – Formed in 1903

Feat accomplished in 6 eras

Accomplished by 3 franchises: Yankees, Athletics, Red Sox

Champions are the winners of the World Series (1903-present). No champion was crowned in 1904 or 1994.

NBA – Formed in 1946

Feat accomplished in 6 eras

Accomplished by 3 franchises: Lakers, Bulls, Celtics

Champions are the winners of the NBA Finals (1946-present).

NHL – Formed in 1917

Feat accomplished in 9 eras

Accomplished by 6 franchises: Oilers, Islanders, Canadiens, Maple Leafs, Red Wings, Senators

Champions are the winners of the Stanley Cup Finals (1917-present). The feat was accomplished five times in the "Original Six" era prior to the league's expansion to 12 teams in 1967. No champion was crowned in 1919 or 2005.



LARRY IZZO

LINEBACKER

53



SUPER BOWLS: 01 03 04

PRO BOWLS: 00 02 04

5-10 ★ 228 lbs ★ Born 9/26/74 ★ Exp. (NFL/Patriots): 10/5
GP/GS (Playoffs): 124/0 (13/0) ★ Acq: UFA (MIA)-01 ★ Rice ★ Fort Belvoir, Va.

CAREER TRANSACTIONS

Larry Izzo was signed by the Patriots as an unrestricted free agent on March 6, 2001 ... Originally signed with the Miami Dolphins as a rookie free agent (04/25/96) ... Placed on injured reserve with an Achilles injury (08/18/97) and missed the season ... Granted free agency (02/12/99), but re-signed with the Dolphins (03/31/99) ... Granted unconditional free agency (03/01/01).

CAREER HIGHLIGHTS

Career GP/GS: 124/0 (13/0)

★ Izzo has led his team in special teams tackles in each of his last six seasons, dating back to the 1999 season when he played for the Miami Dolphins. He has paced the Patriots in special teams tackles in each of his four seasons in New England.

★ Izzo has led the Patriots with 100 special teams tackles over the past four seasons (2001-04).

★ Izzo has been voted special teams captain by his Patriots teammates for four consecutive seasons (2001-04).

★ Izzo has recorded a total of 196 special teams tackles in 124 career regular-season games.

★ Izzo earned his third career Pro Bowl nod as the AFC's special teams representative in 2004, after leading the Patriots with 28 special teams tackles.

★ Izzo successfully converted a fake punt in the 2005 Pro Bowl, earning a first down for the AFC on a 27-yard run. By virtue of the fake punt, Izzo was the AFC's leading rusher through three quarters.

★ Izzo has missed just one game since the beginning of the 1999 season, playing in 95 of 96 total games over the last six seasons, heading into 2005.

★ Recorded his highest special teams tackle total as a Patriot in 2003 when he led the team with 31 special teams stops.

★ Snared his first career interception in the 2003 regular-season finale against Buffalo (12/27/03), picking off a Travis Brown pass in the end zone with 13 seconds left to preserve New England's 31-0 shutout.

★ Earned his second career Pro Bowl nod in 2002 after

leading the Patriots with 20 special teams tackles.

★ Named AFC Special Teams Player of the Week following his performance against Kansas City (09/22/02) in which he recorded six special teams tackles (5 solo), the most by a player in an NFL game since Jerald Sowell had seven for the N.Y. Jets (10/15/00).

★ Finished the 2001 season tied for the NFL lead with 22 special teams tackles (Tampa Bay's Dwight Smith).

★ Earned Pro Bowl honors in 2000 after recording over 30 special teams tackles for the Dolphins for the second consecutive season.

★ Awarded special teams game balls for his performances after three games for the Dolphins in 1999.

★ Izzo has converted two fake punts for first downs, including a 26-yard run at Houston (11/17/96) as a rookie and a 39-yard run vs. Green Bay (10/29/00).

★ Izzo was the Dolphins recipient of the Ed Block Courage Award in 1998.

EXTRA POINTS

● In 2005, Larry and Warrick Dunn took part in an NFL-sponsored USO tour to visit troops stationed overseas. Their trip began at Bagram Air Base in Afghanistan, where they helped open the Pat Tillman USO Center. They also visited troops in Baghdad, Kuwait and Qatar.

● Larry has done volunteer work with Cause, a non-profit organization that benefits military personnel while they recover in military hospitals. He visited injured military personnel at Walter Reed Army Medical Center in Washington, D.C., in 2004 and 2005.

● Larry graduated from Rice in May of 2002 and was presented with his degree at the school's graduation ceremony.

● Lists "Pulp Fiction" as favorite movie, "Curb Your Enthusiasm" as favorite television show, "Without Remorse" as favorite book and The Red Hot Chili Peppers and the Rolling Stones as his favorite musical groups.

SEASONAL REVIEWS

2004 (16/0, 3/0): Played in all 16 games, primarily on special teams coverage units ... Named to his third Pro Bowl ... Led the team with 28 special teams tackles ... Was voted special teams captain for the 2004 season by his teammates. **Indianapolis (9/9):** Saw action on special teams and collected two solo tackles on kickoff coverage in the Patriots' 27-24 victory over the Colts. **Buffalo (10/3):** Led the team with three special teams tackles in the Patriots' 31-17 victory over the Bills. **Miami (10/10):** Saw action on special teams and recorded three special teams stops in the Patriots' 24-10 victory over the Dolphins. **N.Y. Jets (10/24):** Led the team with two special teams tackles in the Patriots' 13-7 win over the N.Y. Jets. **St. Louis (11/7):** Saw action on special teams and led the team with four special teams tackles in the Patriots' 40-22 road win against the Rams. **Baltimore (11/28):** Led the team

with three special teams tackles in the Patriots' 24-3 victory over the Ravens ... Stuffed B.J. Sams for only a 13-yard gain on a kickoff return in the third quarter. **Cleveland (12/5):** Tied for the team lead with two

special teams tackles in the Patriots' 42-15 victory over the Browns ... Tallied a solo tackle at linebacker in defensive play. **Cincinnati (12/12):** Tied for the team lead with three special teams tackles in the Patriots' AFC East clinching 35-28 victory over the Bengals. **Indianapolis (1/16):** Registered a solo tackle on special teams coverage units in the Patriots' 20-3 victory over the Colts. **Pittsburgh (1/23):** Saw action on special teams coverage units in the Patriots' 41-27 AFC Championship victory over the Steelers. **Philadelphia (2/6):** Tallied a solo special teams tackle in the Patriots' 24-21 victory over the Eagles in Super Bowl XXXIX.

2003 (16/0, 3/0): Was voted special teams captain for the 2003 season by his teammates ... Played in all 16 games and has missed just one game since the beginning of the 1999 season ... Led the team with 31 special teams tackles, his highest total as a Patriot ... Led the team with five special teams tackles in the post-season ... Patriots special teams ranked second in the NFL in punt coverage, allowing just 6.3 yards per punt return ... Made seven tackles in defensive play (6 solo) ... Snared his first career interception in the end zone to preserve a shutout in the fourth quarter against Buffalo (12/27). **Philadelphia (9/14):** Registered three solo tackles and a pass defense in defensive play ... Also tied his season high with four special teams tackles.

N.Y. Jets (9/21): Registered two special teams tackles. **Washington (9/28):** Saw action on the special teams unit and at middle linebacker against the Redskins. **Tennessee (10/5):** Registered two tackles on special teams coverage in the Patriots 38-30 victory over the Titans. **N.Y. Giants (10/12):** Equalled his season high with four special teams stops. **Denver (11/3):** Notched a team-high four special teams tackles. **Dallas (11/16):** Recorded two special teams tackles in the Patriots 12-0 win over the Cowboys. **Jacksonville (12/14):** Tied for the team lead with three special teams tackles in the Patriots' 27-13 victory over the Jaguars ... Secured the Patriots 10th consecutive victory by recovering an onside kick with 3:21 remaining in the fourth quarter. **Buffalo (12/27):** Participated at linebacker in the fourth quarter and tallied four tackles (3 solo) and an interception in the Patriots' 31-0 victory over the Bills ... Registered two solo special teams tackles ... Preserved the Patriots' third shutout of the season by intercepting Travis Brown in the end zone with 13 seconds remaining in the contest. **Indianapolis (1/18):** Led the team with three special teams tackles in the Patriots' 24-14 AFC Championship victory over the Colts ... Saw action at inside linebacker in the fourth quarter and made a solo tackle on defensive play. **Carolina (2/1):** Registered a special teams tackle in the Patriots' 32-29 Super Bowl XXXVIII victory over the Panthers ... Stonewalled Rod Smart at the Carolina 19 during a kickoff return in the fourth quarter.

2002 (15/0): Voted special teams captain for the 2002 season by his teammates ... Earned his second career Pro Bowl selection ... Led the team with 20 special teams tackles (14 solos) ... His 20 special teams stops ranked fifth in the NFL ... Named AFC Special Teams Player of the Week following his performance against Kansas City (9/22) in which he recorded six special teams tackles (5 solo) ... Made one solo tackle in defensive play. **Pittsburgh (9/9):** Led the team with three special teams tackles in the Patriots 30-14 win over the Steelers on Monday Night Football. **Kansas City (9/22):** Led the team with six special teams tackles, including

five solos, as the Patriots took out the Chiefs, 41-38 in overtime ... His six tackles in special teams play were the most in an NFL game since Jerald Sowell recorded seven for the N.Y. Jets (10/15/00) ... Named AFC Special Teams player of the Week. **Buffalo (11/3):** Inactive ... Missed his first game as a Patriot and his first since the final game of the 1998 season, snapping a streak of 55 straight games played. **Oakland (11/17):** Helped lead special teams unit to spring Kevin Faulk for an 86-yard kickoff return for a touchdown. **N.Y. Jets (12/22):** Helped lead special teams unit to its second kickoff return for a touchdown on the season, an 87-yard return by Kevin Faulk in the first quarter.

2001 (16/0; 3/0): Voted special teams captain for the 2001 season by his teammates ... Participated on special teams in all 16 regular season games and three postseason games ... Led the Patriots and was tied for first in the NFL with Tampa Bay's Dwight Smith with 22 special teams tackles. **Indianapolis (9/30):** Tallied two solo tackles in special teams play as the Patriots held the Colts to four yards on two punt returns and 123 yards on seven kickoff returns (17.6 avg.). **Miami (10/7):** Collected one assisted tackle in defensive play and two solo tackles on special teams. **Indianapolis (10/21):** Recorded two solo tackles in special teams play. **St. Louis (11/18):** Recovered a Kurt Warner fumbled snap at the Rams 45-yard line in the third quarter ... Added one solo tackle in defensive play and recorded two tackles on special teams. **New Orleans (11/25):** Amassed three special teams tackles in the Patriots 34-17 victory over the Saints. **Cleveland (12/9):** Registered three special teams tackles (2 solos) ... Teamed with Patrick Pass to tackle Browns punt returner Dennis Northcutt for no gain in the Patriots 27-16 win. **Buffalo (12/16):** Notched one solo tackle in special teams play and forced Bills punt returner Peerless Price to fumble in the fourth quarter. **Oakland (1/19):** Recorded one assisted tackle and recovered two fumbles in special teams play ... Teamed with Matt Chatham to drop Raiders punt returner Charles Woodson for a three-yard loss ... Recovered a Troy Brown fumble on a punt return late in the fourth quarter just prior to the game-tying drive that ended in an Adam Vinatieri 45-yard field goal to force overtime.

2000 (16/0; 2/0 - Miami): Earned Pro Bowl honors for his special teams play, after leading the Dolphins with 31 special teams tackles ... Participated in every game for the Dolphins, receiving extensive playing time on special teams and in two games at linebacker when he replaced Zach Thomas due to injury ... He was not credited with a start since the Dolphins opened both games (Oct. 29 vs. Green Bay and Nov. 5 at Detroit) with five defensive backs ... Contributed four defensive tackles in those games ... Played in both Dolphin playoff games, contributing one special teams tackle in both games ... Earned his first trip to the Pro Bowl as a special teams player to become the first Dolphins special teamer (not including kickers and punters) to be selected to the Pro Bowl. **Green Bay (10/29):** Converted a fourth down with a 39-yard run on a fake punt ... It was the second rushing attempt of his career (his other rushing attempt also came on a fake punt on Nov. 17, 1996 at Houston).

1999 (16/0, 2/0 - Miami): Voted special teams captain by his teammates and participated in all 16 regular season games and led the team with a career-high 33 special teams tackles ... Also recovered a fumble and forced another on special teams ... Played in both postseason

games following the 1999 season, the first two of his NFL career and was credited with two special teams tackles ... Voted a second alternate as a special teamer on the AFC Pro Bowl squad. **Arizona (9/19):** Awarded a game ball for special teams play after recording six tackles. **Buffalo (10/4):** Credited with three special teams tackles. **Indianapolis (10/10):** Came up with two special teams tackles and forced a fumble on punt coverage. **Philadelphia (10/24):** Made two special teams tackles in a victory to earn a game ball. Had three tackles in games at Oakland (10/31), vs. New England (11/21) and vs. Indianapolis (12/05). **San Diego (12/19):** Earned his third special teams game ball in a victory over the Chargers. **N.Y. Jets (12/27):** Had one special teams tackle and recovered a Dedric Ward fumble on a punt return.

1998 (13/0 - Miami): Appeared in 13 regular season games as a reserve linebacker and special teams performer ... Inactive for each of the final three regular season games and both playoff contests with a right knee injury ... Finished the year ranked fourth on the team with 21 special teams tackles. **Indianapolis (9/6):** Earned a game ball for his special teams play. **N.Y. Jets (10/4):** Recorded a season-high three special teams tackles. **Jacksonville (10/12):** Tallied a pair of stops in a Monday night game. **St. Louis (10/18):** Awarded his second game ball of the season after recording a pair of stops. **Oakland (12/6):** Sustained an injury to his right knee ... Underwent surgery (12/7) and missed the rest of the regular season and playoffs.

1997 (0/0 - Miami): Missed the season on injured reserve after tearing his left Achilles' tendon during a training camp practice (7/18) ... Placed on Injured Reserve (8/18).

1996 (16/0 - Miami): Played in all 16 games as a rookie and finished second on team in special teams tackles with 10 ... Added one defensive tackle ... Voted as the special teams alternate for the AFC Pro Bowl squad ... Earned first-team All-Pro honors from Football Digest ... Also earned All-Rookie honors for his special teams play by Pro Football Weekly and the PFWA. **Arizona (9/8):**

Blocked a Jeff Feagles punt, the first blocked punt by a Dolphin since Darrell Malone had one on at New England (01/02/94) ... Deflected punts against Seattle (10/06) and against Indianapolis (11/10). **Houston (11/17):** Ran for 26 yards and a first down on a fake punt.

COLLEGE

Four-year letterman (1992-95) and three-year starter at Rice ... Finished fourth on the school's all-time chart with 301 career tackles ... Set a school record with 46 tackles for loss. 1995 (Senior): Voted defensive team captain and earned consensus All-Southwest Conference honors after registering 121 tackles ... Won the George Martin Award as the team's MVP and won the Jess Neely Defense Award as the team's top linebacker. 1994 (Junior): Posted a career-high three sacks.

PERSONAL

Lawrence Alexander Izzo was born the son of Larry and Terry Izzo on Sept. 26, 1974 in Fort Belvoir, Va. ... He attended McCullough High in Houston and earned two letters as a starting safety and running back ... Earned first-team all-district 15-5A honors at safety his junior year, and first-team all-district accolades on both offense and defense as a senior ... Finalist for the Touchdown Club of Houston Defensive Player of the Year award as a senior after tallying 131 tackles, two interceptions and four forced fumbles ... Also rushed for 1,081 yards, caught 14 passes for 109 yards, and returned 10 kickoffs for 224 yards ... Recognized by the Houston Chronicle as the two-way Player of the Year ... Also lettered two years in baseball ... Enjoys golf, water skiing, tennis and skiing ... Has worked with Special Olympics and the Cystic Fibrosis Foundation ... Helped the Daily Bread Food Bank with food distribution at a shelter in Ft. Lauderdale ... While at the 2002 Pro Bowl, visited 8,500 crew members aboard the U.S.S. Carl Vinson at Pearl Harbor, and the ship left the next day to participate in Operation Enduring Freedom ... Named to *Football Digest's* 1999 All-Tough Guy Team ... Graduated from Rice University with a degree in business in the spring of 2002 ... Larry and his wife Mara were married on Feb. 21, 2004.

LARRY IZZO

Pos: LB Ht: 5-10 Wt: 228 lbs Year: 10th Acq: UFA (MIA)-01 College: Rice Born: 9/26/74

Year	Team	P/S	TT	UT	A	S	Yds	No	Yds	Avg	Lg	TD	PD	FF	FR	Yds	SpT	Bik
1996	Dolphins	16/0	1	1	0	0	0	0	0	0	0	0	0	0	0	0	10	1
1997	Dolphins							Injured Reserve										
1998	Dolphins	13/0	0	0	0	0.0	0.0	0	0	0	0	0	0	0	0	0	21	0
1999	Dolphins	16/0	0	0	0	0.0	0.0	0	0	0	0	0	0	1	1	0	33	0
2000	Dolphins	16/0	4	4	0	0.0	0.0	0	0	0	0	0	0	0	0	0	31	0
2001	Patriots	16/0	2	1	1	0.0	0.0	0	0	0	0	0	0	0	1	0	22	0
2002	Patriots	15/0	1	1	0	0.0	0.0	0	0	0	0	0	0	0	0	0	20	0
2003	Patriots	16/0	6	6	0	0.0	0.0	1	0	0	0	0	2	0	0	0	31	0
2004	Patriots	16/0	1	1	0	0.0	0.0	0	0	0	0	0	0	0	0	0	28	0
Totals-9 years		124/0	15	14	1	0.0	0.0	1	0	0	0	2	2	1	2	0	196	1
Postseason								Interceptions						Miscellaneous				
Year	Team	P/S	TT	UT	A	S	Yds	No	Yds	Avg	Lg	TD	PD	FF	FR	Yds	SpT	Bik
1999	Dolphins	2/0	0	0	0	0.0	0.0	0	0	0	0	0	0	0	0	0	2	0
2000	Dolphins	2/0	0	0	0	0.0	0.0	0	0	0	0	0	0	0	0	0	2	0
2001	Patriots	3/0	0	0	0	0.0	0.0	0	0	0	0	0	0	0	2	0	2	0
2003	Patriots	3/0	1	1	0	0.0	0.0	0	0	0	0	0	0	0	0	0	5	0
2004	Patriots	3/0	0	0	0	0.0	0.0	0	0	0	0	0	0	0	0	0	2	0
Totals-5 years		13/0	1	1	0	0.0	0.0	0	0	0	0	0	0	0	2	0	13	0

Additional Statistics:

Rushing, 1 for 26 yards on a fake punt in 1996; 1 for 39 yards on a fake punt in 2000. Fumbles, 1 for 0 yards in 2000.



CEDRIC JAMES

WIDE RECEIVER

18

6-1 ★ 197 lbs ★ Born 3/19/79 ★ Exp. (NFL/Patriots) 3/1
GP/GS (Playoffs): 5/0 (0/0) ★ Acq. FA-04 ★ Texas Christian ★ Fort Worth, Texas

CAREER TRANSACTIONS

Cedric James was signed by the Patriots to their practice squad on Sept. 22, 2004 ... Originally drafted by the Minnesota Vikings in the fourth round (131st overall) of the 2001 NFL Draft ... Placed on injured reserve (09/06/01) ... Released by the Vikings (08/13/03) ... Signed to the Cowboys practice squad (09/01/03) ... Signed to Dallas' active roster (12/31/03) ... Released by the Cowboys (08/31/04) ... Allocated to NFL Europe (2/16/05).

SEASONAL REVIEWS

2005 (NFL Europe: 8/8 – Rhein Fire): Started eight games at wide receiver for Rhein and finished tied for the team lead in receptions 29 catches and led the team with 515 receiving yards (17.8 avg.) and five touchdown receptions ... Finished fourth in the league in receiving yards and 10th in receptions despite missing the final two games of the season ... Named to the NFL Europe All-League Team ... Had a breakout performance in week three against the Hamburg Sea Devils with six receptions for 149 yards and a 73-yard touchdown reception.

2004 (0/0): Signed to the Patriots' practice squad on Sept. 22 and spent the remainder of the regular season and playoffs on the practice squad.

2003 (0/0 – Dallas): Spent the entire regular season on the Cowboys' practice squad ... Signed to Dallas' active roster (12/31), but was inactive for the Cowboys' wild card playoff game at Carolina (01/03/04).

2002 (5/0 – Minnesota): Saw action in five games for the Vikings ... Returned 10 kickoffs for 228 yards, caught a 29-yard pass and recorded two special teams tackles. **Buffalo (9/15):** Made his NFL debut, returning four kickoffs for 85 yards and posting his first career spe-

cial teams tackle. **Chicago (10/27):** Saw playing time on offense and on special teams against Chicago **Tampa Bay (11/3):** Made his first NFL reception when he hauled in a 29-yard pass from Daunte Culpepper ... Also added a 28-yard kickoff return. **N.Y. Giants (1/10):** Returned five kickoffs for 115 yards, including a career-long 29-yard effort.

2001 (0/0 – Minnesota): Spent his rookie season on injured reserve after suffering an injury in the preseason.

COLLEGE

Finished his collegiate career with 40 catches for 580 yards and four touchdowns ... Tied for the team lead as a senior with 19 receptions for 310 yards and three touchdowns while returning four kickoffs for 78 yards ... As a junior, posted four catches for 52 yards and returned five kickoffs for 141 yards (28.2 avg.), including a 58-yarder ... In his sophomore campaign, finished as the only wide receiver on the team to catch a touchdown pass, finishing third on the squad with 13 receptions for 167 yards and a score ... As a true freshman, saw action in 10 games, catching four passes for 51 yards.

PERSONAL

Cedric James was born on March 19, 1979 in Fort Worth, Texas ... Earned all-district honors as a junior and senior at Kennedale (Texas) High School, finishing his final prep campaign with 27 catches for 678 yards and 11 touchdowns ... Was active in the community while with the Vikings, participating in the HOPE (Help Our People Excel) bowling event and the Youth Fishing Day on Lake Minnetonka

... He also participated in the Vikings Victory Visits to the Shriner's Hospital and supported the African American Adoption Agency ... Earned his bachelor's degree in marketing at Texas Christian.

EXTRA POINTS

While playing in Europe in the spring of 2005, Cedric kept a weekly diary that was posted on the Patriots and NFL Europe websites.

Cedric spent the 2003 offseason interning with the Twin Cities branch of Piper Jaffray in their marketing department.

CEDRIC JAMES

Pos: WR Ht: 6-1 Wt: 197 Year: 3rd Acq: FA(DAL)-04 College: Texas Christian Born: 3/19/79

Regular Season		Receiving						Kickoff Returns					Misc.		
Year	Team	P/S	No	Yds	Avg	Lg	TD	No	Yds	Avg	Lg	TD	SpT	2-Pt	
2001	Vikings	0/0	Injured Reserve												
2002	Vikings	5/0	1	29	29.0	29	0	10	228	22.8	29	0	2	0	
2003	Cowboys	0/0	Practice Squad												
2004	Patriots	0/0	Practice Squad												
Totals-2 years		5/0	1	29	29.0	29	0	10	228	22.8	29	0	2	0	



BETHEL JOHNSON

WIDE RECEIVER



SUPER BOWLS: 03 04

5-11 ★ 200 lbs ★ Born 2/11/79 ★ Exp. (NFL/Patriots): 3/3
GP/GS (Playoffs): 28/6 (6/0) ★ Acq: D2B-03 (45th) ★ Texas A&M ★ Corsicana, Texas

CAREER TRANSACTIONS

Bethel Johnson was drafted by the Patriots in the second round (45th overall) of the 2003 NFL Draft ... Signed by the Patriots (07/21/03)

CAREER HIGHLIGHTS

Career GP/GS: 28/6 (6/0)

★ Johnson enters the 2005 season as the NFL's top active kickoff returner, with an average of 26.2 yards per return. (min. 40 returns).

★ Johnson finished tied for fourth in the AFC with a 24.8-yard kickoff return average in 2004.

★ Johnson came up with one of the most dramatic plays of the 2004 regular season when he hauled in a 48-yard bomb from Tom Brady in the fourth quarter against Seattle (10/17/04) to convert a key third down and preserve a slim three-point lead.

★ Johnson tallied his second career kickoff return for a touchdown with a 93-yard jaunt in the Patriots' 42-15 victory over Cleveland (12/5/04).

★ As a rookie in 2003, Johnson led all AFC kickoff return men with a 28.2-yard average, returning 30 kicks for 847 yards.

★ Johnson was named the AFC Special Teams Player of the Week for his performance in the Patriots' 38-34 win at Indianapolis (11/30/03). He returned a kickoff 92 yards for a touchdown and then came up with a 67-yard return that set up the Patriots' game-winning touchdown.

SEASONAL REVIEWS

2004 (13/1, 3/0): Saw action in 13 games, with one start at wide receiver ... Finished tied for fourth in the AFC with a 24.8-yard kickoff return avg. ... Caught 10 passes for 174 yards and a touchdown ... Tallied his second career kickoff return for a touchdown with a 93-yard jaunt in the Patriots' 42-15 victory over Cleveland (12/5/04). **Indianapolis (9/9):** Returned five kickoffs for 107 yards, including a game-high 34-yard return. **Buffalo (10/3):** Started at wide receiver and caught a 17-yard pass ... Extended the Patriots' first touchdown drive with an acrobatic 17-yard catch on third-and-10 ... Returned four kickoffs for 96 yards, including a 40-yard return in the first quarter. **Seattle (10/17):** Provided one of the season's most spectacular plays when he converted a key third-and-seven late in the fourth quarter with a sensational 48-yard diving reception ... The play preserved

a slim three-point lead by extending a drive that ended in the game-clinching touchdown. **Pittsburgh (10/31):** Returned a season-high six kickoffs for 158 yards against the Steelers ... Set up the Patriots' first touchdown with a 41-yard kickoff return, his longest non-touchdown return of the season. **St. Louis (11/7):** Grabbed his only touchdown reception of the season ... Snared a 4-yard touchdown toss from Tom Brady to give the Patriots a 40-22 lead. **Buffalo (11/14):** Made a leaping grab in traffic for a 47-yard reception in the second quarter. **Cleveland (12/5):** Returned the opening kickoff 93 yards for a touchdown to kick-start the Patriots' 42-15 victory over the Browns. **San Francisco (1/2):** Grabbed two receptions for 15 yards ... Took a reverse and scampered 11 yards for a first down. **Philadelphia (2/6):** Recorded two kickoff returns for 44 yards in the Patriots' 24-21 victory over the Eagles in Super Bowl XXXIX ... Returned a punt 14 yards in the fourth quarter.

2003 (15/5, 3/0): Played in 15 games as a rookie, registering five starts at wide receiver ... Led the AFC in kickoff return average (28.2 yard avg.) ... Recorded five kickoff returns of 50 yards or more ... Named AFC Special Teams Player of the Week for his performance at Indianapolis (11/30) ... Recorded three special teams tackles in the regular season ... Finished second on the team with four special teams stops in the postseason. **Buffalo (9/7):** Hauled in his first professional reception from Rohan Davey on a nine-yard pass in the fourth quarter. **Philadelphia (9/14):** Recorded a big special teams play when he pounced on a fumbled punt by Brian Westbrook. **Tennessee (10/5):** Amassed 188 yards on five kickoff returns ... Brought back two kickoffs for more than 50 yards ... Returned his first kickoff of the afternoon 50 yards ... Countered the Titans' go-ahead scoring drive in the fourth quarter with a 71-yard kickoff return that set up a touchdown that gave the Patriots the lead for good.

N.Y. Giants (10/12): Registered his first career start. **Cleveland (10/26):** Started at wide receiver ... Grabbed two passes for 51 yards ... Snared a season-long 45-yard reception on the opening offensive play of the game ... Downed a punt at the one-yard line in the fourth quarter. **Denver (11/3):** Returned three kickoffs for 100 yards (33.3 yard avg.) ... Returned a kickoff 63 yards to

set up a field goal with less than a minute to go before halftime. **Houston (11/23):** Set career highs with five receptions for 65 yards ... Snared his first career touchdown on a 27-yard strike from Tom Brady ... Forced and

EXTRA POINTS

● Bethel is committed to improving the quality of life in his hometown of Corsicana, Texas. His efforts include a mentoring program called "Bethel's Champions" and an initiative to build a chapter of the Boys and Girls Clubs in the town.

● Bethel has his own Web site, www.catch81.com.

● In November 2004, Bethel accompanied 7-year-old Jacob Taylor to school when he spent the day at North Elementary School in Seekonk, Mass. as part of the NFL's Take a Player to School Day.

recovered a fumble. **Indianapolis (11/30):** Named AFC Special Teams Player of Week ... Returned five kickoffs for 192 yards and a touchdown ... Helped the Patriots regain momentum before halftime with a 92-yard kickoff return for a touchdown as time expired in the first half ... Set up the Patriots' game-winning touchdown with a 67-yard kickoff return in the fourth quarter. **Buffalo (12/27):** Started at wide receiver and recorded his second touchdown of the season on a 9-yard scoring catch ... Registered two solo special teams tackles. **Tennessee (1/10):** Snared two receptions for 55 yards and a touchdown in the Patriots' 17-14 divisional playoff victory over the Titans ... Hauled in a 41-yard touchdown to give the Patriots a 7-0 lead in the first quarter ... Converted a key third-and-13 by catching a pass and reversing his field for a 14-yard gain in the first quarter ... Talled a special teams tackle on coverage units. **Carolina (2/1):** Saw action at wide receiver and as a kickoff returner in the Patriots' 32-29 Super Bowl XXXVIII victory over the Panthers ... Returned four kickoffs for 78 yards.

COLLEGE

Johnson appeared in 35 games during his Texas A&M career, hauling in 117 passes for 1,740 yards (14.9 avg.) and 11 touchdowns ... Eclipsed the previous school all-time records of 110 catches by Keith Woodside (1983-87) and 1576 yards by Tony Harrison (1990-93). 2002 (Senior): Started every game, finishing third on the team with 40 receptions for 718 yards (18.0 avg.) and tied the school season-record with eight touchdowns (also accomplished by Bob Long, in both 1967 and '68) ... Returned 12 punts for 139 yards (11.6 avg.) and 12 kickoffs

for 252 yards (21.0 avg.). 2001 (Redshirt): Only played in two games, catching eight passes for 68 yards (8.5 avg.). 2000 (Junior): Played in every game, starting seven contests and caught 42 passes for 440 yards (10.5 avg.) ... Rushed twice for 21 yards (10.5 avg.) ... Recorded a 29-yard punt return and a 14-yard kickoff return ... Amassed a season-high eight receptions for 101 yards versus Colorado. 1999 (Sophomore): Played in 10 games with one start and finished with 27 receptions for 514 yards (19.0 avg.) and three touchdowns ... Gained 174 yards on nine kickoff returns (19.3 avg.) and 27 yards on a pair of punt returns (13.5 avg.) ... Began his career with four catches for 106 yards and a 12-yard score against Louisiana Tech ... Grabbed two passes for 82 yards, including a 74-yard touchdown in 45-13 victory over Baylor ... Snared a 39-yard touchdown catch against Missouri ... Did not play as a freshman.

PERSONAL

Bethel Johnson was born the son of Sylvia Johnson on Feb. 11, 1979 ... Bethel and his four sisters were raised by their mother and when he signed his first professional contract, Bethel bought his mother a house and a new car ... Attended Corsicana (Tex.) High ... Led the football team to the Class 4A state title game, as he grabbed 39 catches for 979 yards and 13 touchdowns, returned 10 punts for 212 yards and two scores and five kickoffs for 167 yards and a touchdown as a senior ... Coached by former A&M head coach Tom Wilson ... Loved playing baseball and was nicknamed "Bandit" for his stellar defensive play in center field ... Majored in agricultural development at Texas A&M.

BETHEL JOHNSON

Pos: WR **Ht:** 5-11 **Wt:** 200 lbs. **Year:** 3rd **Acq:** D2b-03 (45th) **College:** Texas A&M **Born:** 2/11/79

Year	Team	G/S	No	Yds	Avg	Lg	TD	No	Yds	Avg	Lg	TD	No	Yds	Avg	Lg	TD	No	FC	Yds	Avg	Lg	TD
2003	Patriots	15/5	16	209	13.1	45	2	1	-12	-12	-12	0	30	847	28.2	92t	1	1	0	2	2.0	2	0
2004	Patriots	13/1	10	174	17.4	48	1	2	8	4.0	11	0	41	1016	24.8	93t	1	4	1	8	2.0	6	0
Totals-2 years		28/6	26	383	14.7	48	3	3	-4	-1.3	11	0	71	1863	26.2	93t	2	5	1	10	2.0	6	0

Year	Team	G/S	No	Yds	Avg	Lg	TD	No	Yds	Avg	Lg	TD	No	Yds	Avg	Lg	TD	No	FC	Yds	Avg	Lg	TD
2003	Patriots	3/0	3	61	20.3	41t	1	1	3	3.0	3	0	5	94	18.8	29	0	0	0	0	0	0	0
2004	Patriots	3/0	1	9	9.0	9	0	0	0	0.0	0	0	6	134	22.3	55	0	1	0	14	14.0	14	0
Totals-2 years		6/0	4	70	17.5	41t	1	1	3	3.0	3	0	11	228	20.7	55	0	1	0	14	14.0	14	0

JOHNSON'S CAREER GAME BY GAME

		Receiving						Rushing				Kickoff Returns					Punt Returns					
2003	Opponent	P/S	Rec	Yds	Avg	Lg	TD					No	Yds	Avg	Lg	TD	No	FC	Yds	Avg	Lg	TD
09/07	at Buffalo	p	2	25	12.5	16	0	-	-	-	-	2	44	22.0	28	0	1	0	2	2.0	2	0
09/14	at Philadelphia	p	2	21	10.5	17	0	-	-	-	-	2	42	21.0	23	0	-	-	-	-	-	-
09/21	N.Y. Jets	p	-	-	-	-	-	-	-	-	-	2	47	23.5	28	0	-	-	-	-	-	-
09/28	at Washington	p	-	-	-	-	-	-	-	-	-	2	37	18.5	20	0	-	-	-	-	-	-
10/05	Tennessee	p	-	-	-	-	-	-	-	-	-	5	188	37.6	71	0	-	-	-	-	-	-
10/12	NY Giants	S	1	15	15.0	15	0	-	-	-	-	2	35	17.5	20	0	-	-	-	-	-	-
10/19	at Miami	p	-	-	-	-	-	-	-	-	-	3	80	26.7	33	0	-	-	-	-	-	-
10/26	Cleveland	S	2	51	25.5	45	0	-	-	-	-	1	0	0.0	0	0	-	-	-	-	-	-
11/03	at Denver	p	-	-	-	-	-	-	-	-	-	3	100	33.3	63	0	-	-	-	-	-	-
11/16	Dallas	p	1	16	16.0	16	0	-	-	-	-	-	-	-	-	-	-	-	-	-	-	-
11/23	at Houston	S	5	65	13.0	27t	1	-	-	-	-	-	-	-	-	-	-	-	-	-	-	-
11/30	at Indianapolis	S	2	7	3.5	10	0	-	-	-	-	5	192	38.4	92t	1	-	-	-	-	-	-
12/07	Miami	p	-	-	-	-	-	-	-	-	-	0	0	0.0	0	0	-	-	-	-	-	-
12/14	Jacksonville		Inactive					Inactive				Inactive					Inactive					
12/20	at N.Y. Jets	p	-	-	-	-	-	-	-	-	-	2	59	29.5	32	0	-	-	-	-	-	-
12/27	Buffalo	S	1	9	9.0	9t	1	-	-	-	-	1	23	23.0	23	0	-	-	-	-	-	-
2003 Total		15/5	16	209	13.1	45	2	-	-	-	-	30	847	28.2	92t	1	1	0	2	2.0	2	0
01/10	Tennessee	p	2	55	27.5	41t	1	-	-	-	-	1	16	16.0	16	0	-	-	-	-	-	-
01/18	Indianapolis	p	1	6	6.0	6	0	-	-	-	-	-	-	-	-	-	-	-	-	-	-	-
02/01	^ Carolina	p	-	-	-	-	-	-	-	-	-	4	78	19.5	29	0	-	-	-	-	-	-
2003 Postseason		3/0	3	61	20.3	41t	1	0	0	0.0	0	5	94	18.8	29	0	0	0	0	0.0	0	0

JOHNSON'S CAREER GAME BY GAME (CONT.)

		Receiving						Rushing					Kickoff Returns				Punt Returns						
2004	Opponent	P/S	No	Yds	Avg	Lg	TD	No	Yds	Avg	Lg	TD	No	Yds	Avg	Lg	TD	No	FC	Yds	Avg	Lg	TD
09/09	Indianapolis		1	5	5.0	5	0	1	-3	-3.0	-3	0	5	107	21.4	34	0	-	-	-	-	-	-
09/19	at Arizona	p	-	-	-	-	-	-	-	-	-	-	1	23	23.0	23	0	-	-	-	-	-	-
10/03	at Buffalo	S	1	17	17.0	17	0	-	-	-	-	-	4	96	24.0	40	0	-	-	-	-	-	-
10/10	Miami		-	-	-	-	-	-	Inactive	-	-	-	-	-	Inactive	-	-	-	Inactive	-	-	-	-
10/17	Seattle	p	1	48	48.0	48	0	-	-	-	-	-	5	118	23.6	28	0	-	-	-	-	-	-
10/24	N.Y. Jets	p	2	18	9.0	14	0	-	-	-	-	-	2	46	23.0	27	0	-	-	-	-	-	-
10/31	at Pittsburgh	p	-	-	-	-	-	-	-	-	-	-	6	158	26.3	41	0	-	-	-	-	-	-
11/07	at St. Louis	p	1	4	4.0	4t	1	-	-	-	-	-	2	43	21.5	22	0	-	-	-	-	-	-
11/14	Buffalo	p	1	47	47.0	47	0	-	-	-	-	-	1	32	32.0	32	0	-	-	-	-	-	-
11/22	at Kansas City	p	-	-	-	-	-	-	-	-	-	-	4	73	18.3	24	0	-	-	-	-	-	-
11/28	Baltimore	p	-	-	-	-	-	-	-	-	-	-	1	27	27.0	27	0	-	-	-	-	-	-
12/05	at Cleveland	p	1	20	20.0	20	0	-	-	-	-	-	3	134	44.7	93t	1	-	-	-	-	-	-
12/12	Cincinnati	p	-	-	-	-	-	-	-	-	-	-	5	109	21.8	38	0	-	-	-	-	-	-
12/20	at Miami		-	-	-	-	-	-	Inactive	-	-	-	-	-	Inactive	-	-	-	Inactive	-	-	-	-
12/26	at N.Y. Jets		-	-	-	-	-	-	Inactive	-	-	-	-	-	Inactive	-	-	-	Inactive	-	-	-	-
01/02	San Francisco	p	2	15	7.5	10	0	1	11	11.0	11	0	2	50	25.0	28	0	4	1	8	2.0	6	0
2004 Total		13/1	10	174	17.4	48	1	2	8	4.0	11	0	41	1016	24.8	93t	1	4	1	8	2.0	6	0
01/16	Indianapolis	p	1	9	9.0	9	0	-	-	-	-	-	-	-	-	-	-	-	-	-	-	-	-
01/23	at Pittsburgh	p	-	-	-	-	-	-	-	-	-	-	4	90	22.5	29	0	-	-	-	-	-	-
02/06	* Philadelphia	p	-	-	-	-	-	-	-	-	-	-	2	44	22.0	26	0	1	0	14	14.0	14	0
2004 Postseason		3/0	1	9	9.0	9	0	0	0	0.0	0	0	6	134	22.3	55	0	1	0	14	14.0	14	0



6-4 ★ 253 lbs ★ Born 12/04/72 ★ Exp. (NFL/Patriots): 11/11
GP/GS (Playoffs): 125/106 (14/7) ★ Acq: D2-95 (57th) ★ Colorado ★ Alameda, Calif.

CAREER TRANSACTIONS

Ted Johnson was drafted by the Patriots with their own selection in the second round (57th player selected) of the 1995 NFL Draft ... Signed by the Patriots July 18, 1995 ... Signed a five-year contract extension through 2003 (08/20/98) ... Re-signed with Patriots (02/27/03).

CAREER HIGHLIGHTS

Career GP/GS: 125/106 (14/7)

★ Johnson has amassed 865 tackles (576 solos), including 11.5 sacks, six forced fumbles and seven fumble recoveries during his 10-year playing career.

★ Johnson saw action in all 16 games in 2004, while starting the final 15 contests at inside linebacker. His 15 starts last season were his most since 1997.

★ Johnson finished third on the team with 112 tackles (74 solo) in 2004, his highest single-season total since he amassed 142 tackles in 1998. He registered eight or more tackles

seven times in 2004, including a season-high 14 stops against Pittsburgh (10/31/04).

★ Johnson finished second on the team with 96 tackles (62 solos) in 2002.

★ Johnson played in his 100th career game vs. N.Y. Jets (12/22/02) and recorded 10 tackles (6 solos).

★ Johnson totaled 46 tackles (33 solos) during the 2001 regular season and three tackles, including half-a-sack during the postseason. He was one of eight Patriots who played in both Super Bowl XXXI against Green Bay and Super Bowl XXXVI against St. Louis.

★ Johnson eclipsed the double-digit tackle mark three times during the 2000 season, including a season-high 11 vs. Buffalo (11/5) and finished the season with 73 tackles (51 solos).

★ Johnson led the team with three fumble recoveries in 2000.

★ Despite missing the final three games of the 1998

EXTRA POINTS
● Ted is a member of the board of directors for the Penikese Island School, located outside of Woods Hole, Mass.

● Ted hopes to pursue a career in addiction recovery work following his professional football career.

● Ted's high school weight room in Carlsbad, Calif. was named after him for his support of the facility throughout his professional career.

season, Johnson still recorded a career-high 142 total tackles and recorded double-digit tackle totals in 10 games.

★ Johnson had consecutive games streak stopped at 55 games when he tore a pectoral muscle at Pittsburgh (12/06/98).

★ Johnson recorded a career-high 17 tackles (10 solo) at Buffalo (11/15/98).

★ Led the team in tackles during the 1996 (115 tackles) and 1997 (127) seasons.

★ Led the Patriots with nine defensive stops, including his first career postseason sack, in a playoff victory over the Dolphins (12/28/97).

★ Provided a game-high 11 stops in the 1996 AFC Championship Game victory over Jacksonville (01/12/97), limiting Natrone Means to just 43 yards rushing in the game.

★ Johnson spearheaded an inspired defensive unit that did not allow a touchdown in either of the Patriots two home playoff games in 1996.

★ Registered a season-high 14 tackles (9 solos), including one for a loss of seven yards, vs. Washington (10/13/96).

★ In 1996, he made the transition from inside linebacker in the 3-4 defense to middle linebacker in the 4-3 and led the team in tackles with 115 (87 solos).

★ Made his NFL debut in the 1995 season opener and combined with Reggie White on a sack of Vinny Testaverde in a 17-14 come-from-behind victory over Cleveland (09/03/95).

★ Johnson made the transition from college to pro in his first NFL season with relative ease, starting each of the 12 games he played as a rookie and earning all-rookie team honors from *Pro Football Weekly*, *College and Pro Football Newsweekly* and the *Football News*.

SEASONAL REVIEWS

2004 (16/15, 3/2): Started the final 15 contests at inside linebacker ... Finished third on the team with 112 tackles (74 solo), his highest tackle total in six years, dating back to 1998 ... His 15 starts were his most in seven years, dating back to 1997. **Arizona (9/19):** Earned his first start of the season at inside linebacker and registered two tackles. **Buffalo (10/3):** Collected a team-high 11 tackles (7 solo). **Miami (10/10):** Tallied seven tackles (5 solo). **N.Y. Jets (10/24):** Tied for the team lead with 10 tackles (7 solo) and a forced fumble ... Made an open-field tackle on Jerald Sowell and forced a fumble that was recovered by Randall Gay at the Patriots' 7-yard line and converted into a field goal and a 3-0 Patriots lead ... Snuffed out a screen pass and stonewalled Curtis Martin for a 3-yard loss. **Pittsburgh (10/31):** Notched 14 tackles (9 solo). **St. Louis (11/7):** Collected five tackles (4 solo) ... Stonewalled Marshall Faulk for a 4-yard loss on a rush in the fourth quarter. **Buffalo (11/14):** Led the team with seven tackles (5 solo) ... Stopped Willis McGahee at the goal line on a two-point conversion attempt. **Kansas City (11/22):** Collected eight tackles (3 solo). **Baltimore (11/28):** Finished second on the team with nine tackles (6 solo), including a sack ... Sacked Kyle Boller for a 10-yard loss on a blitz. **Cincinnati (12/12):** Collected six tackles and a pass defended ... Batted down a Jon Kitna pass in the third quarter. **Miami (12/20):** Tied for the team lead with six tackles (4 solo). **N.Y. Jets (12/26):** Tied for the team lead with eight tackles (7 solo). **San Francisco**

(1/2): Finished second on the team with nine tackles (8 solo). **Pittsburgh (1/23):** Notched eight tackles (4 solo) in the Patriots' 41-27 AFC Championship victory over the Steelers ... Stonewalled Duce Staley for a 2-yard loss. **Philadelphia (2/6):** Saw action in a reserve role at middle linebacker and collected three tackles (2 solo) in the Patriots' 24-21 victory over the Eagles in Super Bowl XXXIX.

2003 (8/2, 3/0): Was voted a defensive captain for the 2003 season by his teammates ... Played in eight games at middle linebacker, including the final seven contests of the season ... Patriots allowed just 11.9 points per game in the seven games following his return from injury against Dallas (11/16/03). **Buffalo (9/7):** Started at inside linebacker and recorded eight tackles (4 solo) ... Was sidelined with a foot injury late in the game and missed the next eight contests. **Dallas (11/16):** Returned to game action and tallied four solo tackles ... Member of a defensive unit that garnered the Patriots first shutout since the 1996 campaign. **Houston (11/23):** Registered three tackles (2 solo) ... Made a nice diving tackle to stop Domanick Davis for no gain in the fourth quarter. **Indianapolis (11/30):** Returned to the starting lineup and recorded four solo tackles in the ... Made a nice diving tackle to stop Edgerrin James for a 4-yard loss on a rush off right end in the first quarter. **Miami (12/7):** Notched three tackles ... Part of a defensive unit that limited Jay Fiedler to a 25.1 quarterback rating, the lowest of any opponent this season ... Member of a defensive squad that held Ricky Williams to 68 yards rushing on 28 carries. **N.Y. Jets (12/20):** Collected three tackles (2 solo). **Tennessee (1/10):** Registered three tackles in the Patriots' 17-14 divisional playoff victory over the Titans.

2002 (14/11): Started 11 of 14 games at middle and inside linebacker and finished second on the team with 96 tackles (62 solos) ... Achieved his highest tackle total since 1998, when he made 142 stops ... Led the team in tackles four times ... Averaged 9.8 tackles in the final month of the season. **Kansas City (9/22):** Led the team with a season-high 13 tackles (8 solos). **Buffalo (11/3):** Started at middle linebacker and played a key role in setting the tone for the Patriots defense in New England's 38-7 win over the Bills ... Tied for second on the team with six tackles (4 solos) ... Helped hold the Bills offense, which had been ranked second in the NFL, to just one touchdown and only 65 yards rushing ... Teamed with Willie McGinest to sack Buffalo's Drew Bledsoe for a 14-yard loss on third down on the Bills first possession of the game ... The sack drove the Bills out of field goal range, as their 50-yard attempt fell short ... Stopped running back Travis Henry for a loss of a yard on third-and-one in the first quarter, forcing the Bills to punt. **Buffalo (12/8):** Led the team with nine tackles (6 solos) and recorded a sack as the Patriots beat the Bills, 27-17 ... Sacked Bledsoe for a loss of six yards in the third quarter. **Tennessee (12/16):** Led the team in tackles for the second straight week, recording 12 stops (7 solos). **N.Y. Jets (12/22):** Played in his 100th career game and recorded 10 stops (6 solos) and forced a fumble ... Tackled LaMont Jordan for no gain in the fourth quarter and forced him to fumble, although the Jets were able to come up with the loose football. **Miami (12/29):** Led the team in tackles for the third time in four weeks, recording eight stops (7 solos) in the Patriots 27-24, come-from-behind win over Miami in overtime in the season finale.

2001 (12/5, 3/0): Johnson played in 12 games at linebacker, including five starts ... Totaled 46 tackles (33 solos), one forced fumble and recovered one fumble during the regular season as the Patriots held their opponents to only 17.0 points per game. It was the third lowest total in Patriots history and the lowest during a 16-game season. **Indianapolis (9/30):** Recorded two tackles and recovered an Edgerrin James fumble caused by Roman Phifer in the Patriots 44-13 victory over the Colts. **San Diego (10/14):** Started at linebacker and notched six tackles in the Patriots 29-26 overtime victory. **Indianapolis (10/21):** Amassed a season-high nine tackles, all solos in the Patriots 38-17 victory ... Tackled James for a 2-yard loss in the second quarter and forced him to fumble, which was recovered by Tedy Bruschi ... The Patriots took advantage of the turnover six plays later with a touchdown. **Buffalo (11/11):** Accumulated a team-high seven tackles, along with Richard Seymour, and was part of defensive front that held the Bills to only 69 yards rushing on 21 carries (3.3 avg.). **Pittsburgh (1/27):** Teamed with Bobby Hamilton to tackle Jerome Bettis for a 3-yard loss in the first quarter as the Patriots held the Steelers to their lowest rushing total of the 2001 season, 58 yards rushing on 22 carries (2.6 avg.) ... Combined with Tedy Bruschi to sack Kordell Stewart for a 3-yard loss on the next play.

2000 (13/11): Started at linebacker in 11 of 13 games and recorded 73 tackles (51 solos) ... Recorded double-digit tackles three times, including a season-high 11 tackles, vs. Buffalo (11/5) ... Led the team with three fumble recoveries. **Miami (9/24):** Finished second on team with seven tackles as the Patriots held the Dolphins to 242 total yards, the lowest output they yielded during the season ... Combined with Chris Slade to sack Jay Fiedler for 10-yard loss ... Recovered a fumble caused by Lawyer Milloy. **Indianapolis (10/8):** Tipped a Peyton Manning pass, which Ty Law intercepted, ending a Colts fourth quarter drive ... Added six tackles. **N.Y. Jets (10/15):** Credited with 10 tackles (8 solos). **Buffalo (11/5):** Led the team with a season-high 11 tackles (7 solos) ... Teamed with Bobby Hamilton to stop Sammy Morris for a 2-yard loss, forcing Bills punt ... Stopped Shawn Bryson at the goal line, to complete goal line stand forcing Bills to kick a field goal. **Kansas City (12/4):** Recovered a fumbled snap by Elvis Grbac, which resulted in a touchdown drive for the Patriots. **Chicago (12/10):** Gathered six tackles (5 solos) and recovered his third fumble of the season ... His recovered fumble led to an Adam Vinatieri 40-yard field goal.

1999 (5/5): Tore his left bicep muscle during the team's first scrimmage of the season, which caused him to miss the entire preseason and the first 11 games of the regular season ... Returned to action for the last five games of the regular season and posted double-digit tackle totals in each of those five games ... It was the longest streak of double-digit tackle games by any Patriots defender all season ... Finished the year with 59 tackles, including 36 solo stops and a pair of sacks ... His 59 tackles ranked 10th on the team ... Listed among the Patriots inactives prior to the first 11 games of the season. **Dallas (12/5):** Made his 1999 debut against the Cowboys and helped shut down one of the league's most powerful rushing teams, limiting them to just 63 yards on 23 carries (2.7 avg.) ... Led the team with 10 tackles (six solos) ... Emmitt Smith, who entered the game with three consecutive 100-yard rushing games, was limited to 75 yards on the day, his second worst day of the 1999 campaign ... Helped the Patriots to a 24-23

victory, the first win in the series in franchise history.

Indianapolis (12/12): Named defensive co-captain for the game and duplicated his numbers from the week before with 10 tackles, including six solo stops. **Philadelphia (12/19):** Led the team in tackles for the third consecutive week with 13, including a season-high 10 solo stops. **Buffalo (12/26):** Registered a season high with 14 tackles against the Bills. **Baltimore (1/2/00):** Earned AFC Defensive Player of the Week honors for his performance against the Ravens ... Credited with a dozen tackles, including his first two sacks of the season ... His two sacks in the game tied a career high, which he set vs. the Jets (09/14/97) ... He was also credited with a forced fumble on a sack in the third quarter ... The ball was picked up and returned 23 yards for a touchdown by Chad Eaton ... The touchdown sealed a 20-3 victory over the Ravens.

1998 (13/13, 0/0): Started the first 13 games at middle linebacker for the Patriots before a pectoral tear suffered on an attempted tackle of Jerome Bettis in the first quarter at Pittsburgh (12/6) ended his season ... He was placed on injured reserve on Dec. 11 and had to watch from the sidelines as his teammates lost three of their final four games, including a playoff loss at Jacksonville (1/3/99) ... He was one of 16 Patriots starters beset by injuries during an unusual season ... Despite missing the final three games of the season, Johnson still recorded a career-high 142 total tackles, but lost his two-year reign as the team's leading tackler when Lawyer Milloy edged him out with 151 tackles ... Recorded double-digit tackle totals in 10 of his first 12 games ... Led the team in tackles in each of the first three games of the season at Denver (11 tackles) and home against Indianapolis (15) and Tennessee (14) ... Recorded 11 tackles, including a pair of sacks of Saints quarterback Danny Wuerffel at New Orleans (10/4) ... It marked just the second time in Johnson's four-year career that he was credited with two sacks in a game ... Spearheaded a defensive effort which limited Kansas City (10/11) to just 14 yards rushing, the second-best defensive effort in franchise history, and helped the Patriots paste the Chiefs 40-10 ... Led the team with 14 tackles at Miami (10/25), beginning a six week streak of double-digit tackle outings, the longest streak of his career ... Established a new career high by recording a 17-tackle effort at Buffalo (11/15) ... Led a defensive unit which limited opponents to less than 55 yards rushing in five games during the year and ranked seventh overall in the league against the run, allowing just 96.7 yards per game.

1997 (16/16, 2/2): Started every game at middle linebacker for the Patriots and finished the season with a career-high 127 total tackles (95 solos), including a career-high four sacks ... He was selected as a Pro Bowl alternate ... With 127 tackles, he led the team for the second consecutive season ... Posted six tackles, including a pair of sacks, and forced a fumble vs. the Jets (9/14) ... Led the team with nine tackles vs. Buffalo (10/12) ... Credited with nine tackles at Minnesota (11/2) ... Responded with a season-high 13-tackle game at Tampa Bay (11/16) ... Posted 13 tackles again the following week vs. Miami (11/23) - totaling 26 tackles in back-to-back weeks ... Eclipsed the 100-tackle plateau with an 11-tackle outing vs. Indianapolis (11/30) ... Named defensive captain at Jacksonville (12/7) and responded with a team-high nine tackles and a sack ... Posted 11 tackles vs. Pittsburgh (12/13) - his fourth double digit performance in five games ... Named defensive team captain for the season finale at Miami

(12/22) and throughout the playoffs ... Earned Staples Star of the Game honors when he registered seven solo stops, including his fourth sack of the season with the division title clinching victory over the Dolphins (12/22) ... Led the Patriots with nine defensive stops, including his first career postseason sack, in a playoff victory over the Dolphins (12/28) ... Closed out the season with six tackles in the divisional playoff loss at Pittsburgh (1/3/98) ... Finished with a team-high 15 postseason tackles, including a sack.

1996 (16/16, 3/3): Johnson started every game, including each of the Patriots playoff games and led the Patriots with 115 defensive stops, including 87 solos ... He knocked down four passes, including his first career interception, and was credited with a forced fumble and a fumble recovery ... Selected first-team All-Pro by *USA Today* ... Opened the season with a team-high six solo tackles at Miami (9/1) in his debut at middle linebacker ... Co-led the team with seven tackles at Buffalo (9/8) ... Drooped Leeland McElroy for a two-yard loss in the opening possession, setting an early tone in a 31-0 shutout victory over Arizona (9/15) ... Registered a career high with 14 tackles (9 solos), including one for a loss of seven yards vs. Washington (10/13) ... Led the team with 10 tackles vs. Buffalo (10/27) ... Forced his first career fumble when he stripped Colts WR Sean Dawkins of the ball vs. Indianapolis (11/24) for one of five tackles ... Reported a team-high six solo stops and intercepted his first career pass at San Diego (12/1) ... The interception came off a deflected pass from defensive end Ferric Collons ... Posted 11 stops (9 solos), including three for losses, at Dallas (12/15) ... Concluded the regular season with nine solo tackles at the Giants (12/21) ... Helped the Patriots dominate both the Steelers and the Jaguars in the playoffs, allowing just nine points combined, en route to the Super Bowl ... Totaled eight tackles vs. Pittsburgh (1/5/97), including his first career postseason sack on Kordell Stewart ... Added a game-high 11 stops in the AFC Championship Game victory over Jacksonville (1/12/97), limiting Natrene Means to just 43 yards rushing in the game ... Spearheaded an inspired defensive unit which did not allow a touchdown in either of their two home playoff games ... Made 10 stops, including nine solo hits in Super Bowl XXXI vs. Green Bay (1/26/97).

1995 (12/12): Started every game he played in and earned all-rookie team honors from *Pro Football Weekly*, *College and Pro Football Newsweekly* and the *Football News* ... Opened the season as the Patriots starting right inside linebacker, opposite Vincent Brown, but missed four games early in the season due to a knee sprain ... Finished seventh on the team with 69 tackles (41 solos), despite missing those four games ... Added two special teams tackles ... Credited with two passes defended and two fumble recoveries ... Opened the season with six tackles (three solos) and recorded his first career sack when he combined with Reggie White on a sack of Vinny Testaverde in a 17-14 come-from-behind victory over Cleveland (9/3) ... Picked up four more tackles the following week vs. Miami (9/10) before a knee sprain sidelined him for the next four games ... Listed among the Patriots inactives from 9/17 through 10/15 while he rehabilitated the knee ... Returned to the starting lineup and registered four stops vs. Buffalo (10/8) ... Averaged nine tackles per game during the next four-game stretch, including 10 tackles vs. Carolina (10/29) and a season-high 13 stops vs. Indianapolis

(11/19) ... He was credited with his first career pass defended when he knocked down a Kerry Collins pass vs. Carolina ... Registered four tackles and recorded his first and second NFL fumble recoveries in a 31-28 victory over the New York Jets (12/10).

COLLEGE

Johnson was a four-year letterman at Colorado (1991-94), where he finished second in school history (to Barry Remington's 493 stops) with 471 total tackles ... Earned All-American first-team honors and was a consensus All-Big Eight Conference first-team selection as a senior. 1994 (Senior): He led the team with 147 tackles (92 solos), including four sacks for 15 yards and six tackles for losses of nine yards ... His 147 tackles was a career-high and ranked sixth on Colorado's all-time list ... Recorded nine tackles or more in each of his 12 games ... Tied his career-high total with 20 tackles (13 solos), a sack and a pair of third-down stops vs. Nebraska (10/29/94) ... Closed out his collegiate career with 18 tackles (eight solos), a four-yard sack, a seven-yard interception return and a deflected pass in a 41-24 victory over Notre Dame in the Fiesta Bowl. 1993 (Junior): He led the team with 131 tackles (83 solos), including three sacks and five tackles for losses to earn AP all-conference honors. 1992 (Sophomore): Started nine of 11 games at inside linebacker as a sophomore and recorded 78 tackles (41 solos), including a sack and two tackles for losses. 1991 (Freshman): Started the final six games as a freshman and recorded 53 tackles (37 solos).

PERSONAL

Ted Curtis Johnson was born the son of Ted and Patrice Johnson on Dec. 4, 1972 in Alameda, Calif. ... Attended Carlsbad (Calif.) High ... Majored in communications at Colorado ... Enjoys traveling the country in pursuit of the perfect score at the perfect golf course ... Is active in several charities, including Friends Way, the Joshua Frase Foundation, the United Way, Special Olympics, Best Buddies and Children's Hospital of Boston ... Is on the advisory committee for the Real Institute at the Family Institute of Cambridge ... On the board of Penikese Island School for Boys ... Enjoys reading books on many subjects ... Ted is married with four children.

SINGLE-GAME CAREER HIGHS

Regular Season:

Tackles:	17	vs. Buffalo (11/15/98)
Solos:	11	vs. Tampa Bay (11/16/97)
Assists:	8	vs. Buffalo (12/26/99) at Miami (10/25/98)
Sacks:	2	vs. Baltimore (1/2/00) at New Orleans (10/04/98) vs. N.Y. Jets (9/14/97) vs. San Diego (12/1/96)
Interceptions:	1	

Postseason

Tackles:	11	vs. Jacksonville (1/12/97)
Solos:	9	vs. Green Bay (1/26/97)
Assists:	4	vs. Pittsburgh (1/23/05)
Sacks:	1	vs. Miami (12/28/97) vs. Pittsburgh (1/5/97)

TED JOHNSON

Pos: LB Ht: 6-4 Wt: 253 Year: 11th Acq: D2-95 (57th) College: Colorado Born: 12/4/72

Regular Season		Tackles						Interceptions			Miscellaneous			
Year	Team	P/S	TT	UT	A	S	Yds	No	Yds	TD	PD	FF	FR	SpT
1995	Patriots	12/12	69	41	28	0.5	2.0	0	0	0	2	0	2	2
1996	Patriots	16/16	115	87	28	0.0	0.0	1	0	0	4	1	1	0
1997	Patriots	16/16	127	95	32	4.0	30.0	0	0	0	1	1	0	0
1998	Patriots	13/13	142	79	63	2.0	11.0	0	0	0	6	0	0	1
1999	Patriots	5/5	59	36	23	2.0	14.0	0	0	0	0	1	0	0
2000	Patriots	13/11	73	51	22	0.5	5.0	0	0	0	2	0	3	0
2001	Patriots	12/5	46	33	13	0.0	0.0	0	0	0	4	1	1	0
2002	Patriots	14/11	96	62	34	1.5	13.0	0	0	0	1	1	0	1
2003	Patriots	8/2	26	18	8	0.0	0.0	0	0	0	0	0	0	0
2004	Patriots	16/15	112	74	38	1.0	10.0	0	0	0	1	1	0	0
Totals-10 years		125/106	865	576	289	11.5	85.0	1	0	0	21	6	7	4
Postseason		Tackles						Interceptions			Miscellaneous			
Year	Team	P/S	TT	UT	A	S	Yds	No	Yds	TD	PD	FF	FR	SpT
1996	Patriots	3/3	29	22	7	1.0	5.0	0	0	0	0	0	0	0
1997	Patriots	2/2	15	11	4	1.0	7.0	0	0	0	0	0	0	0
1998	Patriots	0/0	Injured Reserve											
2001	Patriots	3/1	3	1	2	0.5	1.5	0	0	0	0	0	0	0
2003	Patriots	3/1	4	1	3	0.0	0.0	0	0	0	0	0	0	0
2004	Patriots	3/2	11	6	5	0.0	0.0	0	0	0	0	0	0	0
Totals-6 years		14/7	62	41	21	2.5	13.5	0	0	0	0	0	0	0

JOHNSON'S CAREER GAME BY GAME

1995	Opponent	P/S	TT	UT	A	S/Yds	I/Yds	PD	FF	FR	W/L	Score
09/03	Cleveland	S	6	3	3	0.5/2	--	--	--	--	W	17-14
09/10	Miami	S	4	3	1	--	--	--	--	--	L	3-20
09/17	at San Francisco					Inactive					L	3-28
10/01	at Atlanta					Inactive					L	17-30
10/08	Denver					Inactive					L	3-37
10/15	at Kansas City					Inactive					L	26-31
10/23	Buffalo	S	4	3	1	--	--	--	--	--	W	27-14
10/29	Carolina	S	10	4	6	--	--	1	--	--	L	17-20
11/05	at N.Y.Jets	S	4	4	0	--	--	--	--	--	W	20-7
11/12	at Miami	S	9	8	1	--	--	--	--	--	W	34-17
11/19	Indianapolis	S	13	6	7	--	--	--	--	--	L	10-24
11/26	at Buffalo	S	6	2	4	--	--	--	--	--	W	35-25
12/03	New Orleans	S	2	1	1	--	--	--	--	--	L	17-31
12/10	N.Y.Jets	S	4	3	1	--	--	--	2	--	W	31-28
12/16	at Pittsburgh	S	3	2	1	--	--	--	--	--	L	27-41
12/23	at Indianapolis	S	4	2	2	--	--	--	--	--	L	7-10
1995 Totals		12/12	69	41	28	0.5/2	0/0	1	0	2	6-10	
1996	Opponent	P/S	TT	UT	A	S/Yds	I/Yds	PD	FF	FR	W/L	Score
09/01	at Miami	S	6	6	--	--	--	--	--	--	L	10-24
09/08	at Buffalo	S	7	4	3	--	--	--	--	--	L	10-17
09/15	Arizona	S	5	3	2	--	--	--	--	--	W	31-0
09/22	Jacksonville	S	4	3	1	--	--	1	--	--	W	28-25
10/06	at Baltimore	S	5	5	0	--	--	--	--	--	W	46-38
10/13	Washington	S	14	9	5	--	--	--	--	--	L	22-27
10/20	at Indianapolis	S	4	3	1	--	--	--	--	--	W	27-9
10/27	Buffalo	S	10	8	2	--	--	--	--	--	W	28-25
11/03	Miami	S	9	3	6	--	--	--	1	--	W	42-23
11/10	at N.Y.Jets	S	9	7	2	--	--	--	--	--	W	31-27
11/17	Denver	S	8	7	1	--	--	--	--	--	L	8-34
11/24	Indianapolis	S	5	2	3	--	--	--	1	--	W	27-13
12/01	at San Diego	S	6	6	0	--	--	1	0	--	W	45-7
12/08	N.Y.Jets	S	3	3	0	--	--	--	--	--	L	34-10
12/15	at Dallas	S	11	9	2	--	--	--	--	--	L	6-12
12/21	at N.Y.Giants	S	9	9	0	--	--	--	1	--	W	23-22
1996 Totals		16/16	115	87	28	0/0	1/0	4	1	1	11-5	
1997	Opponent	P/S	TT	UT	A	S/Yds	I/Yds	PD	FF	FR	W/L	Score
01/05	Pittsburgh	S	8	5	3	1.5	--	--	--	--	W	28-3
01/12	Jacksonville	S	11	8	3	--	--	--	--	--	W	20-6
01/26	Green Bay	S	10	9	1	--	--	--	--	--	L	21-35
1997 Postseason		3/3	29	22	7	1/5	0/0	0	0	0	2-1	
1998	Opponent	P/S	TT	UT	A	S/Yds	I/Yds	PD	FF	FR	W/L	Score
09/07	at Denver	S	11	6	5	--	--	--	1	--	L	21-27
09/13	Indianapolis	S	15	9	6	--	--	--	--	--	W	29-6
09/20	Tennessee	S	14	9	5	--	--	--	--	--	W	27-16
10/04	at New Orleans	S	11	6	5	2	11	--	--	--	W	30-27
10/11	Kansas City	S	8	5	3	--	--	--	1	--	W	40-10
10/19	N.Y.Jets	S	8	5	3	--	--	--	--	--	L	14-24
10/25	at Miami	S	14	6	8	--	--	--	1	--	L	9-12
11/01	at Indianapolis	S	10	4	6	--	--	--	1	--	W	21-16
11/08	Atlanta	S	12	7	5	--	--	--	--	--	L	10-41
11/15	at Buffalo	S	17	10	7	--	--	--	1	--	L	10-13
11/23	Miami	S	11	7	4	--	--	--	--	--	W	26-23
11/29	Buffalo	S	11	5	6	--	--	--	1	--	W	25-21
12/06	at Pittsburgh	S	0	0	0	--	--	--	--	--	W	23-9
12/13	at St. Louis					placed on injured reserve 12/11/98					L	18-32
12/20	San Francisco										W	24-21
12/27	at N.Y.Jets										L	10-31
1998 Totals		13/13	142	79	63	2/11	0/0	6	--	--	9-7	
1999	Opponent	P/S	TT	UT	A	S/Yds	I/Yds	PD	FF	FR	W/L	Score
09/12	at N.Y.Jets					Inactive					W	30-28
09/19	Indianapolis					Inactive					W	31-28
09/26	N.Y.Giants					Inactive					W	19-14
10/03	at Cleveland					Inactive					W	16-17
10/10	at Kansas City					Inactive					L	14-16
10/17	Miami					Inactive					L	30-31
10/24	Denver					Inactive					W	24-23
10/31	at Arizona					Inactive					W	27-3
11/15	N.Y.Jets					Inactive					L	17-24
11/21	at Miami					Inactive					L	17-27
11/28	at Buffalo					Inactive					L	7-17
12/05	Dallas	S	10	6	4	--	--	--	--	--	W	13-6
12/12	at Indianapolis	S	10	6	4	--	--	--	--	--	L	15-20
12/19	at Philadelphia	S	13	10	3	--	--	--	--	--	L	9-24

JOHNSON'S CAREER GAME BY GAME (CONT.)

1999	Opponent	P/S	TT	UT	A	S/Yds	I/Yds	PD	FF	FR	W/L	Score	
12/26	Buffalo	S	14	6	8	--	--	--	--	--	L ot	10-13	
01/02	Baltimore	S	12	8	4	2/14	--	--	1	--	W	20-3	
1999 Totals													
2000	Opponent	P/S	TT	UT	A	S/Yds	I/Yds	PD	FF	FR	W/L	Score	
09/03	Tampa Bay	p	3	3	0	0	0	0	0	0	L	16-21	
09/11	at N.Y.Jets	S	4	3	1	0	0	0	0	0	L	19-20	
09/17	Minnesota	S	10	4	6	0	0	0	0	0	L	13-21	
09/24	at Miami	S	7	4	3	0.5/5	0	0	0	1	L	3-10	
10/01	at Denver	S	4	4	0	0	0	0	1	0	W	28-19	
10/08	Indianapolis	S	6	3	3	0	0	0	1	0	W	24-16	
10/15	N.Y.Jets	S	10	8	2	0	0	0	0	0	L	17-34	
10/22	at Indianapolis	S	2	2	0	0	0	0	0	0	L	23-30	
11/05	Buffalo	S	11	7	4	0	0	0	0	0	L ot	13-16	
11/12	at Cleveland				Inactive						L	11-19	
11/19	Cincinnati				Inactive						W	16-13	
11/23	at Detroit				Inactive						L	9-34	
12/04	Kansas City	p	1	1	0	0	0	0	0	0	1	W	30-24
12/10	at Chicago	S	6	5	1	0	0	0	0	0	1	L	17-24
12/17	at Buffalo	S	5	4	1	0	0	0	0	0	W ot	13-10	
12/24	Miami	S	4	3	1	0	0	0	0	0	L	24-27	
2000 Totals													
2001	Opponent	P/S	TT	UT	A	S/Yds	I/Yds	PD	FF	FR	W/L	Score	
09/09	at Cincinnati				Inactive						L	17-23	
09/23	N.Y.Jets	p	4	3	1	0	0	0	0	0	L	3-10	
09/30	Indianapolis	p	2	2	0	0	0	0	0	0	1	W	44-13
10/07	at Miami	p	5	3	2	0	0	0	0	0	L	10-30	
10/14	San Diego	S	6	3	3	0	0	0	1	0	W ot	29-26	
10/21	at Indianapolis	S	9	9	0	0	0	0	0	1	W	38-17	
10/28	at Denver	S	5	3	2	0	0	0	0	0	L	20-31	
11/04	at Atlanta	S	4	4	0	0	0	0	1	0	W	24-10	
11/11	Buffalo	S	7	3	4	0	0	0	0	0	W	21-11	
11/18	St. Louis				Inactive						L	17-24	
11/25	New Orleans				Inactive						W	34-17	
12/02	at N.Y.Jets				Inactive						W	17-16	
12/09	Cleveland	p	0	0	0	0	0	0	0	0	W	27-16	
12/16	at Buffalo	p	1	1	0	0	0	0	0	0	W	012-9	
12/22	Miami	p	2	1	1	0	0	0	0	0	W	20-13	
01/06	at Carolina	p	1	1	0	0	0	0	2	0	W	38-6	
2001 Totals													
01/19	Oakland	p	0	0	0	0	0	0	0	0	W ot	16-13	
01/27	at Pittsburgh	p	3	1	2	0.5/1.5	0	0	0	0	W	24-17	
02/03	St. Louis	p	0	0	0	0	0	0	0	0	W	20-17	
2001 Postseason													
2002	Opponent	P/S	TT	UT	A	S/Yds	I/Yds	PD	FF	FR	W/L	Score	
09/09	Pittsburgh				Inactive						W	30-14	
09/15	at N.Y.Jets	S	3	2	1	--	--	--	--	--	W	44-7	
09/22	Kansas City	S	13	8	5	--	--	--	--	--	W ot	41-38	
09/29	at San Diego				Inactive						L	14-21	
10/05	at Miami	p	2	1	1	--	--	--	--	--	L	13-26	
10/13	Green Bay	p	6	4	2	--	--	--	--	--	L	10-28	
10/27	Denver	p	6	3	3	--	--	--	--	--	L	16-24	
11/03	at Buffalo	S	6	3	3	0.5/7	--	--	--	--	W	38-7	
11/10	at Chicago	S	5	4	1	--	--	--	--	--	W	33-30	
11/17	at Oakland	S	8	6	2	--	--	--	--	--	L	20-27	
11/24	Minnesota	S	3	2	1	--	--	--	--	--	W	24-17	
11/28	at Detroit	S	5	3	2	--	--	--	--	1	--	W	20-12
12/08	Buffalo	S	9	6	3	1/6	--	--	--	--	W	27-17	
12/16	at Tennessee	S	12	7	5	--	--	--	--	--	L	7-24	
12/22	N.Y.Jets	S	10	6	4	--	--	--	--	1	L	17-30	
12/29	Miami	S	8	7	1	--	--	--	--	--	W ot	27-24	
2002 Totals													
2003	Opponent	P/S	TT	UT	A	S/Yds	I/Yds	PD	FF	FR	W/L	Score	
09/07	at Buffalo	S	8	4	4	--	--	--	--	--	L	0-31	
09/14	at Philadelphia				Inactive						W	31-10	
09/21	N.Y.Jets				Inactive						W	23-16	
09/28	at Washington				Inactive						L	17-20	
10/05	Tennessee				Inactive						W	38-30	
10/12	NY Giants				Inactive						W	17-6	
10/19	at Miami				Inactive						W ot	19-13	
10/26	Cleveland				Inactive						W	9-3	
11/03	at Denver				Inactive						W	30-26	
11/16	Dallas	p	4	4	0	--	--	--	--	--	W	12-0	
11/23	at Houston	p	3	2	1	--	--	--	--	--	W ot	23-20	
11/30	at Indianapolis	S	4	4	0	--	--	--	--	--	W	38-34	
12/07	Miami	p	3	1	2	--	--	--	--	--	W	12-0	
12/14	Jacksonville	p	1	1	0	--	--	--	--	--	W	27-13	
12/20	at N.Y.Jets	p	3	2	1	--	--	--	--	--	W	21-16	
12/27	Buffalo	p	0	0	0	--	--	--	--	--	W	31-0	
2003 Totals													
01/10	Tennessee	p	3	1	2	--	--	--	--	--	W	17-14	
01/18	Indianapolis	p	1	0	1	--	--	--	--	--	W	24-14	
02/01	at Carolina	p	0	0	0	--	--	--	--	--	W	32-29	
2003 Postseason													
2004	Opponent	P/S	TT	UT	A	S/Yds	I/Yds	PD	FF	FR	Sp T	W/L	Score
09/09	Indianapolis	p	4	2	2	--	--	--	--	--	--	W	27-24
09/19	at Arizona	S	2	1	1	--	--	--	--	--	--	W	23-12
10/03	at Buffalo	S	11	7	4	--	--	--	--	--	--	W	31-17
10/10	Miami	S	7	5	2	--	--	--	--	--	--	W	24-10
10/17	Seattle	S	4	3	1	--	--	--	--	--	--	W	30-20
10/24	N.Y.Jets	S	10	7	3	--	--	--	--	1	--	W	13-7
10/31	at Pittsburgh	S	14	9	5	--	--	--	--	--	--	L	20-34
11/07	at St. Louis	S	5	4	1	--	--	--	--	--	--	W	40-22
11/14	Buffalo	S	7	5	2	--	--	--	--	--	--	W	29-6
11/22	at Kansas City	S	8	3	5	--	--	--	--	--	--	W	27-19
11/28	Baltimore	S	9	6	3	1/10	--	--	--	--	--	W	24-3
12/05	at Cleveland	S	2	1	1	--	--	--	--	--	--	W	42-15
12/12	Cincinnati	S	6	2	4	--	--	--	--	1	--	W	35-28
12/20	at Miami	S	6	4	2	--	--	--	--	--	--	L	28-29
12/26	at N.Y.Jets	S	8	7	1	--	--	--	--	--	--	W	23-7
01/02	San Francisco	S	9	8	1	--	--	--	--	--	--	W	21-7
2004 Totals													
01/16	Indianapolis	p	0	0	0	--	--	--	--	--	--	W	20-3
01/23	at Pittsburgh	S	8	4	4	--	--	--	--	--	--	W	41-27
02/06	at Philadelphia	p	3	2	1	--	--	--	--	--	--	W	24-21
2004 Postseason													
3/2	11	6	5	0/0	0/0	0	0	0	0	0	0	3-0	

ALL-TIME SUPER BOWL APPEARANCES

Team	Conference	No.
Dallas Cowboys	N	8
Denver Broncos	A	6
New England Patriots	A	5
Miami Dolphins	A	5
Pittsburgh Steelers	A	5
Oakland/L.A. Raiders	A	5
San Francisco 49ers	N	5
Washington Redskins	N	5
Buffalo Bills	A	4
Green Bay Packers	N	4
Minnesota Vikings	N	4
St. Louis/L.A. Rams	N	3
New York Giants	N	3
Cincinnati Bengals	A	2
Indianapolis/Baltimore Colts	A*	2
Kansas City Chiefs	A	2

Team	Conference	No.
Philadelphia Eagles	N	2
Baltimore Ravens	A	1
Tennessee Titans/Houston Oilers	A	1
New York Jets	A	1
San Diego Chargers	A	1
Atlanta Falcons	N	1
Carolina Panthers	N	1
Chicago Bears	N	1
Tampa Bay Buccaneers	N	1
Cleveland Browns	A	0
Houston Texans	A	0
Jacksonville Jaguars	A	0
Arizona/Phoenix/St. Louis Cardinals	N	0
Detroit Lions	N	0
New Orleans Saints	N	0
Seattle Seahawks	N	0

*-The Baltimore Colts represented the NFL against the AFL's New York Jets in Super Bowl III, then joined the AFC following the 1970 AFL/NFL merger.



ETHAN KELLEY

DEFENSIVE LINEMAN

99

SUPER BOWLS: 04

6-2 ★ 310 lbs ★ Born 2/12/80 ★ Years NFL/Patriots: 2/2
 GP/GS (Playoffs): 1/0 (0/0) ★ Acq: D7c-03 (243rd) ★ Baylor ★ Sugarland, Texas

CAREER TRANSACTIONS

Ethan Kelley was drafted by the New England Patriots in the seventh round (243rd overall) of the 2003 NFL Draft ... Released by the Patriots (08/28/03) ... Signed to the Patriots practice squad (09/01/03) and spent the entire 2003 season on the practice squad.

SEASONAL REVIEWS

2004 (1/0, 0/0): Was on the 53-man roster for the entire regular season and playoffs ... Played in one game and was inactive for 15 regular season games and all three playoff contests ... Saw action in his first NFL game against San Francisco in the 2004 season finale (01/02/05) ... Recorded his first career tackle in his NFL debut.

2003 (0/0, 0/0): Spent the entire 2003 regular season and playoffs on the Patriots practice squad.

COLLEGE

Kelley was converted to a defensive tackle from an offensive lineman and in two seasons on defense he recorded 133 tackles (74 solos) with four sacks for minus 32 yards, 17 stops for losses of 82 yards, 19 quarterback pressures, three fumble recoveries, two

forced fumbles and two pass deflections ... Recorded a banner senior campaign, leading the team with 75 tackles (46 solos), 10 stops for losses of 33 yards and 14 quarterback pressures ... Also had a pair of sacks for 14 yards and a fumble recovery ... Moved to the defensive line as a junior midway through spring drills ... Played in every game, starting vs. Southern Illinois at nose guard ... Finished with 58 tackles (28 solos), two sacks for minus 18 yards and seven stops for losses of 27 yards ... Played in every game as a sophomore in 2000, starting 10 ... Started the first seven games at left tackle and the next three at left guard ... Started every game at left offensive guard as a redshirt freshman.

EXTRA POINTS

🏈 In March, 2005 Ethan helped fellow defensive lineman Ty Warren hold an Easter egg hunt for five Boston area Boys and Girls Clubs. Ethan, Ty and Billy Yates visited with over 70 children, and helped them find eggs filled with prizes and signed autographs.

PERSONAL

Ethan Jeffery Arthur Kelley was born the son of Vanessa Devezin and Andrew Kelley on Feb. 12, 1980 in Amarillo, Texas ... Attended Kempner (Sugar Land, Tex.) High ... Totaled 67 tackles, two sacks and two passes defensed up despite missing three games ... Named all-district both ways ... Majored in business at Baylor and graduated in May, 2003 ... Ethan is married (Antoinette).

ETHAN KELLEY

Pos: DL Ht: 6-2 Wt: 310 Year: 2nd Acq: D7c-03 (243rd) College: Baylor Born: 2/12/80

Regular Season			Tackles					Interceptions						Miscellaneous				
Year	Team	G/S	TT	UT	A	S	Yds	No	Yds	Avg	Lg	TD	PD	FF	FR	Yds	TD	SpT
2003	Patriots	0/0	Practice Squad															
2004	Patriots	1/0	1	1	0	0.0	0.0	0	0	0.0	0	0	0	0	0	0	0	0
Totals – 1 year		1/0	1	1	0	0.0	0.0	0	0	0.0	0	0	0	0	0	0	0	0



DAN KLECKO

LINEBACKER/DEFENSIVE LINE

SUPER BOWLS: 03 04

5-11 ★ 275 lbs ★ Born 1/12/81 ★ Years NFL/Patriots: 3/3
GP/GS (Playoffs): 19/3 (1/0) ★ Acq: D4a-03 (117th) ★ Temple ★ Colts Neck, N.J.

CAREER TRANSACTIONS

Dan Klecko was drafted by the New England Patriots in the fourth round (117th overall) of the 2003 NFL Draft ... Placed on injured reserve (10/31/04).

CAREER HIGHLIGHTS

Career GP/GS: 19/3 (1/0)

★ Klecko snared his first career reception on an 11-yard pass from Tom Brady in the Patriots' 30-20 victory over the Seahawks (10/17/04).

★ Klecko played in 13 games as a defensive lineman and fullback during his rookie campaign. He made his first career start as a nose tackle at Denver (11/03/03).

★ Klecko recorded his first career sack when he dropped Patrick Ramsey for a 3-yard loss at Washington (09/28/03).

SEASONAL REVIEWS

2004 (6/2, 0/0): Played in six games, participating on defense, offense and special teams ... Started two games at fullback ... Saw action on the defensive line and as a linebacker ... Recorded his first career reception (10/17) ... Was placed on injured reserve (10/31). **Indianapolis (9/9):** Saw time on special teams and collected a solo tackle on kickoff coverage ... Also lined up at fullback in short yardage situations. **Arizona (9/19):** Played on the defensive line, at linebacker and as a fullback. **Buffalo (10/3):** Started at fullback for the first time in his career ... Played in a reserve role on defense and special teams. **Seattle (10/17):** Saw action at fullback and on special teams ... Made his first career reception on an 11-yard catch from Tom Brady on third-and-four ... Collected two special teams tackles. **N.Y. Jets (10/24):** Started at fullback and caught two passes for seven yards ... Grabbed an 8-yard reception in the flat on the opening play from scrimmage.

2003 (13/1, 1/0): Played in 13 games, including one start at nose tackle ... Made his NFL debut against the N.Y. Jets (09/21) ... Made his first career start as a nose tackle at Denver (11/03) ... Recorded his first career sack when he dropped Patrick Ramsey for three-yard loss at Washington (09/28) ... Lined up at fullback for five of the Patriots nine touchdown runs. **N.Y. Jets (9/21):** Made his NFL debut ... Saw action at outside linebacker in the second half and registered one solo tackle. **Washington (9/28):** Recorded his first career sack when he dropped Patrick Ramsey for a 3-yard loss in the first quarter ... Blocked John Hall's 48-yard field goal

attempt with 6:24 to play in the second quarter. **Tennessee (10/5):** Contributed on offense, defense and special teams ... Registered three solo tackles, all for losses ... Lined up at fullback on goal line situations and supplied solid lead blocks on 1-yard touchdown plunges by Antowain Smith and Michael Cloud. **N.Y. Giants (10/12):** Saw action on offense, defense and special teams ... Notched one solo tackle in defensive play ... As a fullback, gained five yards and gave the Patriots a first down with his first career rush ... Lined up at fullback and helped open running room for Michael Cloud on his 1-yard touchdown plunge. **Cleveland (10/26):** Tallied a tackle and assisted on a sack ... Teamed with Richard Seymour to sack Kelly Holcomb for an 8-yard sack. **Denver (11/3):** Made his first career start as a nose tackle and registered two tackles. **Dallas (11/16):** Served as the lead blocker clearing a path for Antowain Smith's 2-yard touchdown plunge in the second quarter. **Indianapolis (11/30):** Saw action on the defensive line ... Recovered a fumble after Mike Vrabel sacked Peyton Manning in the first quarter.

COLLEGE

Klecko recorded 206 tackles (142 solo) with 26 sacks for 124 yards in 40 games at Temple ... Recorded 66 stops behind the line of scrimmage and 70 quarterback pressures. 2002 (Senior): Named Big East Conference Defensive Player of the Year ... Recorded 68 tackles (46 solos) with 10 sacks for 82 yards and 23 stops for losses totaling 114 yards ... Credited with 21 quarterback pressures and four forced fumbles. 2001 (Junior): Unanimous All-Big East Conference selection, the first player in school history to earn unanimous accolades ... Recorded 62 tackles (40 solos) with 6.5 sacks for 42 yards and ranked second in the conference with 20 stops for losses of 68 yards ... Led the Big East with 27 quarterback pressures ... Earned Big East Player of the Week honors twice, against Rutgers and Syracuse. 2000 (Sophomore): Played in eight games, starting five contests ... Recorded 21 tackles (17 solos) with 1.5 sacks for 10 yards and seven stops for losses of 21 yards ... Finished second on the team with 10 quarterback pressures. 1999 (Freshman): Freshman All-American selection by *Football News* and *The Sporting News* ... Appeared in 10 games, moving into the starting lineup for the final nine contests ... Recorded 53 tackles (39 solos) and led the team with eight sacks for 55 yards, 12 pressures and 16 stops for losses of 80 yards.

EXTRA POINTS

● Dan's father Joe was a four-time Pro Bowl defensive tackle who played for the N.Y. Jets for 11 seasons (1977-1987) before finishing his career with Indianapolis in 1988.

EXECUTIVES

FOOTBALL STAFF

KLECKO

2004 SEASON

HISTORY

RESULTS

RECORDS

PLAYOFF HISTORY

EXTRA POINTS

PERSONAL

Dan Klecko was born the son of Joe and Deborah Klecko on Jan. 12, 1981 ... Father was an All-American defensive lineman at Temple (1973-76) and an All-Pro with the New York Jets who also played for the Colts ... Attended Marlboro (N.J.) High ... Three-year varsity letter-winner at defensive end and fullback ... Set school career records with 28 sacks and 107 solo tackles ...

Participated in the 1999 New Jersey North/South All-Star Game ... Earned first team All-District, All-County and All-Shore honors as senior team captain, posting 100 tackles and six sacks ... Received first-team All-District, All-County and All-Shore accolades in 1997, recording 95 tackles and 16 sacks as a junior ... Majored in physical education at Temple.

DAN KLECKO

Pos: DL		Ht: 5-11	Wt: 275	Year: 3rd				Acq: D4a-03 (117th)				College: Temple				Born: 1/12/81				
Regular Season			Tackles						Interceptions						Miscellaneous					
Year	Team	G/S	TT	UT	A	S	Yds	No	Yds	Avg	Lg	TD	PD	FF	FR	Yds	TD	Sp		
2003	Patriots	13/1	14	11	3	1.5	7.5	0	0	0.0	0	0	0	0	1	0	0	1		
2004	Patriots	6/2	0	0	0	0.0	0.0	0	0	0.0	0	0	0	0	0	0	0	3		
Totals-2 years		19/3	14	11	3	1.5	7.5	0	0	0.0	0	0	0	0	1	0	0	4		
Regular Season			Rushing					Receptions					Kickoff Returns							
Year	Team	G/S	Rush	Yds	Avg	Lg	TD	Rec	Yds	Avg	Lg	TD	KR	Yds	Avg	Lg	TD			
2003	Patriots	13/1	2	5	2.5	5	0	0	0	0.0	0	0	2	20	10.0	10	0			
2004	Patriots	6/2	0	0	0.0	0	0	3	18	6.0	11	0	0	0	0.0	0	0			
Totals-2 years		19/3	2	5	2.5	5	0	3	18	6.0	11	0	2	20	10.0	10	0			
Post Season			Tackles					Interceptions					Miscellaneous							
Year	Team	G/S	TT	UT	A	S	Yds	No	Yds	Avg	Lg	TD	PD	FF	FR	Yds	TD	SpT		
2003	Patriots	1/0	0	0	0	0	0	0	0	0.0	0	0	0	0	0	0	0	0		
2004	Patriots							Injured Reserve												
Totals-2 years		1/0	0	0	0	0	0	0	0	0.0	0	0	0	0	0	0	0	0		
Additional Statistics: Blocked Field Goals - 2003: (1)																				



6-2 ★ 296 lbs ★ Born 9/12/79 ★ Years NFL/Patriots: 3/3
GP/GS (Playoffs): 32/31 (6/6) ★ Acq: D5-03 (164th) ★ Boston College ★ Whitehall, Pa.

CAREER TRANSACTIONS

Dan Koppen was drafted by the New England Patriots in the fifth round (164th overall) of the 2003 NFL Draft.

CAREER HIGHLIGHTS

Career GP/GS: 32/31 (6/6)

★ Entering 2005, Koppen has started 31 consecutive games at center, including all six post-season contests during the Patriots' back-to-back Super Bowl championship seasons.

★ In 2004, Koppen started every game on an offensive line that paved the way for Corey Dillon to set the Patriots' single-season rushing record with 1,635 yards.

★ Koppen was an important part of an offensive line that allowed the team to average more than four yards per carry in 2004, the first

time the team had achieved that feat in 19 seasons.

★ In 2004, Koppen was part of an offensive line that allowed just 26 sacks, the fewest by a Patriots squad in 10 years.

★ Koppen started all three games in the 2003 postseason as the offensive line did not allow a sack in the playoffs and the Patriots won Super Bowl XXXVIII.

SEASONAL REVIEWS

2004 (16/16, 3/3): Started all 16 regular season games and all three postseason games at center ... Member of an offensive line that allowed Patriots' rushers to gain more than 200 rushing yards twice in 2004, 225 rushing yards against Cleveland (12/5) and 208 rushing yards against Buffalo (11/14), marking the first time in six years the team has exceeded 200 net yards rushing in a game. **Arizona (9/19):** Was a part

EXTRA POINTS

● In 2004, Dan joined several Patriots teammates in a Supermarket Sweep competition to raise money for area food banks around Thanksgiving.

● Dan's friend and Boston College teammate quarterback Brian St. Pierre was drafted by Pittsburgh one pick ahead of Dan (163rd) in the 2003 NFL Draft.

rushing yards against Buffalo (11/14), marking the first time in six years the team has exceeded 200 net yards rushing in a game. **Arizona (9/19):** Was a part

of an offensive line that opened holes for Corey Dillon to rush for 158 yards on 32 carries (4.9-yard avg.), the highest rushing total by a Patriot in six years. **Buffalo (10/3)**: Member of an offensive line that did not allow a sack on 30 pass attempts. **Miami (10/10)**: Part of an offensive line that allowed Patriots' rushers to gain 135 yards on the ground. **Seattle (10/17)**: Member of an offensive line that opened holes for Patriots' rushers to pick up 138 rushing yards. **N.Y. Jets (10/24)**: Part of an offensive line that allowed Corey Dillon to rush for 115 yards on 22 carries (5.2-yard avg.). **St. Louis (11/7)**: Member of an offensive line that opened holes for New England rushers to gain 147 yards on the ground. **Buffalo (11/14)**: Part of an offensive line that allowed Patriots' rushers to amass 208 rushing yards, the first time the team had achieved the feat since 1998. **Baltimore (11/28)**: Part of an offensive line that opened holes for Patriots' rushers to gain 144 yards on the ground ... Member of an offensive front that allowed just one sack for two yards on 30 pass attempts against one of the league's top pass rush defenses. **Cleveland (12/5)**: Member of an offensive line that allowed Patriots' ball carriers to amass 225 rushing yards ... Recovered a Tom Brady fumble that was caused after the signal caller was sacked in the first quarter. **Miami (12/20)**: Member of an offensive line that opened holes for Patriots' rushers to gain 166 yards on 38 carries (4.4-yard avg.). **San Francisco (1/2)**: Member of an offensive front that opened holes for Patriots' rushers to gain 174 yards on the ground on just 28 carries (6.2-yard avg.) ... Part of an offensive line that did not allow a sack in the second half. **Indianapolis (1/16)**: Member of an offensive line that opened holes for Patriots' rushers to gain 210 yards on the ground on 39 carries (5.4 avg.), the second highest playoff rushing output in team history. **Pittsburgh (1/23)**: Part of an offensive line that allowed Patriots ball carriers to gain 126 yards against one of the stingiest run defenses in the league. **Philadelphia (2/6)**: Member of an offensive line that opened holes for Patriots' rushers to gain 112 yards on 28 carries in New England's 24-21 victory over the Eagles in Super Bowl XXXIX.

2003 (16/15, 3/3): Started the final 15 games of the season and all three postseason games at center ... Was part of an offensive line that did not allow a sack in the playoffs ... Part of an offensive line that started the same five players in each of the last 12 regular-season games, all Patriots victories. **Philadelphia (9/14)**: Made his first career start at center. **N.Y. Jets (9/21)**: Made his second consecutive start as part of an offensive line that opened holes for the team to rush for 147 yards. **Washington (9/28)**: Started at center and helped pave the way for the Patriots' second consecutive 100-yard rushing performance. **Tennessee (10/5)**: Was a member of an offensive line that opened holes for Patriots rushers to gain 161 yards on 27 carries (6.0 avg.). **N.Y. Giants (10/12)**: Member of an offensive line that helped Patriots rushers gain 129 yards on 31 carries (4.2 yard

avg.) ... It was the fifth time in six games that the Patriots had totaled more than 100 yards on the ground. **Denver (11/3)**: Member of an offensive line that did not allow a sack on 35 pass attempts ... Supplied Tom Brady with time in the pocket, allowing him to throw for 350 passing yards. **Houston (11/23)**: Member of an offensive line that opened holes for Patriots rushers to gain 128 yards on the ground in the Patriots come-from-behind 23-20 overtime victory over the Texans. **N.Y. Jets (12/20)**: Part of an offensive line that opened holes for Antowain Smith to rush for 121 yards on just 18 carries (6.7 avg.) ... Member of an offensive line that did not allow a sack on 25 pass attempts. **Tennessee (1/10)**: Started at center in the Patriots 17-14 divisional playoff victory over the Titans ... Member of an offensive line that did not allow a sack in 41 pass attempts. **Indianapolis (1/18)**: Started at center in the Patriots 24-14 AFC Championship victory over the Colts ... Member of an offensive line that did not allow a sack in 37 pass attempts. **Carolina (2/1)**: Started at center and was a member of an offensive line that did not allow a sack in the Patriots' 32-29 Super Bowl XXXVIII victory over the Panthers.

COLLEGE

Koppen was a three-year starter at Boston College and the unquestioned leader of the offense ... A highly competitive player, he received winning grades for blocking consistency in every game he started. 2002 (Senior): All-American third-team selection by The *NFL Draft Report* ... All-Big East Conference second-team choice ... Finalist for the Rimington Award, given to the nation's premier center. 2001 (Junior): All-Big East Conference second-team and All-Eastern College Athletic Conference first-team choice ... Started every game at center, earning Rimington Award Watch List accolades. 2000 (Sophomore): All-Big East Conference second-team selection ... Took over starting duties at center ... Part of an offensive line that gave up only six quarterback sacks. 1999 (Redshirt): Performed in every game with the second unit at center. 1998 (Freshman): Redshirted as a freshman.

PERSONAL

Daniel Koppen was born the son of Kathleen and Michael Koppen on Sept. 12, 1979 in Dubuque, Iowa ... Attended Whitehall (Pa.) High ... Earned All-State, All-Area and All-East Penn Conference first-team honors as a senior offensive lineman/defensive end ... Captured Prep Star All-American accolades as a senior ... Big 33 selection in 1998 ... Had 10 sacks and scored eight touchdowns, carrying the ball on occasion ... Earned defensive MVP honors in the 1997 Kaylee Rotary Bowl ... Also played in the 1998 McDonald's Lehigh Valley all-star classic ... All-Conference second-team selection as a junior ... Served as team captain as a senior ... Versatile athlete who was also a two-year track and basketball letterman ... Majored in management at Boston College.



VICTOR LEYVA

TACKLE

65

6-4 ★ 307 lbs ★ Born 12/18/77 ★ Exp. (NFL/Patriots) – 4/1
GP/GS (Playoffs): 10/0 (0/0) ★ Acq. FA(MIA)-05 ★ Arizona State ★ Porterville, Calif.

CAREER TRANSACTIONS

Victor Leyva was signed by the Patriots as a free agent on May 12, 2005 ... Originally drafted by the Cincinnati Bengals in the fifth round (135th overall) of the 2001 NFL Draft ... Waived by Cincinnati (09/09/04) ... Signed by the Miami Dolphins (01/19/05) ... Waived by Miami (04/28/05).

SEASONAL REVIEWS

2004 – Spent the 2004 season out of football after being released by Cincinnati prior to the first regular season game.

2003 (0/0 – Cincinnati): Spent the entire season on the active roster, but did not see game action ... Inactive for 12 contests and did not play in the four games for which he dressed.

2002 (10/0 – Cincinnati): Played in 10 games for the Bengals, including five in which he saw action on offense. **Houston (9/3):** Saw brief action at right tackle. **Cleveland (11/17):** Saw action at left tackle in the Bengals' goal-line offense. **Jacksonville (12/15):** Played goal-line snaps.

2001 (0/0 – Cincinnati): Spent the entire season on the active roster, but did not see game action ... Inactive for 15 games and did not play in the one game for which he dressed.

COLLEGE

Started at right tackle for Arizona State as a junior and senior after starting at right guard for most of his freshman and sophomore seasons ... Earned All-Pac 10 honors as a senior ... Credited with 107 key blocks and overall grade of 85.7 percent for a line that helped produce 379.2 yards per game ... Reshirted as a freshman.

PERSONAL

Victor Samuel Leyva was born on Dec. 18, 1977 in Guanajuato, Mexico, and grew up in Porterville, Calif. ... Earned All-America honors from *Blue Chip Illustrated* as a senior offensive tackle at Porterville's Monache High School, where he also played defensive tackle ... Majored in sociology at Arizona State and has pursued post-graduate courses.

EXTRA POINTS

● Victor was one of California's top heavyweight high school wrestlers, posting a 47-2 record and also ranked in the state's top three in shot put and discus.

● At the invitation of President George W. Bush, Victor joined a group of NFL personnel with Hispanic backgrounds at a White House reception on May 2, 2002, celebrating Cinco de Mayo.

SUPER BOWL APPEARANCES IN LAST 20 YEARS

Team	Conference	No.
New England Patriots	A	5
Denver Broncos	A	5
Buffalo Bills	A	4
Dallas Cowboys	N	3
New York Giants	N	3
San Francisco 49ers	N	3
Green Bay Packers	N	2
St. Louis Rams	N	2
Washington Redskins	N	2
Atlanta Falcons	N	1

Team	Conference	No.
Baltimore Ravens	A	1
Carolina Panthers	N	1
Chicago Bears	N	1
Cincinnati Bengals	A	1
Oakland Raiders	A	1
Philadelphia Eagles	N	1
Pittsburgh Steelers	A	1
San Diego Chargers	A	1
Tampa Bay Buccaneers	N	1
Tennessee Titans	A	1



MATT LIGHT TACKLE



SUPER BOWLS: 01 03 04

6-4 ★ 305 lbs ★ Born 6/23/78 ★ Exp. NFL/Patriots: 5/5
GP/GS (Playoffs): 62/60 (9/9) ★ Acq: D2-01 (48th) ★ Purdue ★ Greenville, Ohio

CAREER TRANSACTIONS

Matt Light was drafted by the New England Patriots in the second round (48th overall) of the 2001 NFL Draft ... Signed with the Patriots (07/22/01).

CAREER HIGHLIGHTS

Career GP/GS: 62/60 (9/9)

★ Entering 2005, Light had started 60 consecutive games for the Patriots at left tackle, dating back to the 10th game of his rookie season of 2001.

★ Light was a part of an offensive line that enjoyed one of the most successful seasons in club history in 2004, paving the way for the team to average more than four yards per carry for the first time in 19 seasons and helping running back Corey Dillon set a single-season franchise record with 1,635 rushing yards.

★ Light anchored an offensive line that allowed just 26 sacks in 2004, the fewest by the Patriots in 10 years.

★ Light was a member of an offensive line that allowed Patriots' rushers to gain more than 200 rushing yards twice in 2004, 225 rushing yards against Cleveland (12/5/04) and 208 rushing yards against Buffalo (11/14/04), marking the first time in six years the team has exceeded 200 net yards rushing.

★ Light has been part of a Patriots offensive line that has allowed just 58 sacks over the past two seasons. The two-year total is the best since New England allowed 57 sacks from 1995-96.

★ Light started all three postseason games in 2003 as part of an offensive line that did not allow a sack in the playoffs as Tom Brady attempted 126 passes, and the Patriots claimed the Super Bowl XXXVIII championship.

★ Light was part of an offensive line in 2002 that yielded only 31 sacks, the lowest total since 1997 (30).

★ Light started 12 of 14 games during his rookie season in 2001 and helped open holes for the Patriots running game, which averaged 112.2 yards per game.

SEASONAL REVIEWS

2004 (16/16, 3/3): Started all 16 games at left tackle for the third consecutive season ... Helped the team average 4.1 yards per carry, the first time since 1985 that the team averaged more than four yards per rush ... Member of an offensive line that allowed Patriots' rushers to gain more than 200 total rushing

yards in two games (11/14 and 12/5), marking the first time in six years the team has exceeded 200 net yards rushing ... The 225 rushing yards against Cleveland (12/5/04) were the most for the Patriots since 12/26/93 ... Part of an offensive line that allowed just 26 sacks, the fewest by the Patriots in 10 seasons. **Arizona (9/19):** Part of an offensive line that opened holes for Corey Dillon to rush for a season-high 158 yards on 32 carries (4.9-yard avg.), the highest individual rushing total by a Patriot in six seasons. **Buffalo (10/3):** Anchored an offensive line that did not allow a sack on 30 pass attempts. **Miami (10/10):** Member of an offensive line that allowed Patriots' rushers to gain 135 yards on the ground. **St. Louis (11/7):** Member of an offensive line that opened holes for New England rushers to gain 147 yards on the ground. **Buffalo (11/14):** Part of an offensive line that allowed Patriots' rushers to amass 208 rushing yards. **Baltimore (11/28):** Member of an offensive line that opened holes for Patriots' rushers to gain 144 yards on the ground ... Anchored an offensive front that allowed just one sack for two yards on 30 pass attempts against one of the league's top pass rush defenses. **Cleveland (12/5):** Part of an offensive line that allowed Patriots' ball carriers to amass 225 rushing yards, the most by New England in 11 years, since piling up 257 yards against Indianapolis on Dec. 26, 1993. **Miami (12/20):** Member of an offensive line that opened holes for Patriots' rushers to gain 166 yards on 38 carries (4.4-yard avg.). **San Francisco (1/2):** Part of an offensive front that opened holes for Patriots' rushers to gain 174 yards

on the ground on just 28 carries (6.2-yard avg.). **Indianapolis (1/16):** Member of an offensive line that opened holes for Patriots' rushers to gain 210 yards on the ground on just 39 carries (5.4 avg.), the second highest playoff rushing output in team history. **Pittsburgh (1/23):** Part of an offensive line that allowed Patriots ball carriers to gain 126 yards against one of the stingiest run defenses in the league. **Philadelphia (2/6):** Member of an offensive line that opened holes for Patriots' rushers to gain 112 yards on 28 carries in New England's 24-21 victory over the Eagles in Super Bowl XXXIX.

2003 (16/16, 3/3): Started all 16 games for the second consecutive season ... Helped the ground attack exceed the century mark with more than 100 rushing yards in five of the first six weeks in 2003 ... Part of an offensive line

EXTRA POINTS

● In Feb. 2003, Matt established the Light Foundation, a charity that awards scholarships to high school students in the places he has played football: his hometown of Greenville, Ohio, West Lafayette, Ind. and New England.

● Matt's foundation has donated new weights, jerseys and equipment to his former high school team.

● Matt has his own website, MattLight72.com.

● Matt is an avid outdoorsman, finding time to fish daily year round.

that started the same five players in each of the last 12 games, all Patriots victories ... Member of an offensive line that has allowed just 63 sacks over the last two seasons. **N.Y. Jets (9/21):** Started at left tackle ... Had a solid performance against Pro Bowl defensive end John Abraham, limiting him to just three tackles. **Tennessee (10/5):** Was a member of an offensive line that opened holes for Patriots rushers to gain a season-high 161 yards on 27 carries (6.0 avg.) and three touchdowns. **N.Y. Giants (10/12):** Member of an offensive line that helped Patriots rushers gain 129 yards on 31 carries (4.2 yard avg.). **Denver (11/3):** Member of an offensive line that did not allow a sack on 35 pass attempts ... Supplied Tom Brady with time in the pocket, allowing him to throw for 350 passing yards. **Houston (11/23):** Member of an offensive line that opened holes for Patriots rushers to gain 128 yards on the ground. **N.Y. Jets (12/20):** Part of an offensive line that opened holes for Antowain Smith to rush for 121 yards on just 18 carries (6.7 avg.), marking the Patriots first 100-yard rusher of the season ... Member of an offensive line that did not allow a sack on 25 pass attempts. **Tennessee (1/10):** Started at left tackle in the Patriots' 17-14 divisional playoff victory over the Titans ... Member of an offensive line that did not allow a sack in 41 pass attempts. **Indianapolis (1/18):** Started at left tackle in the Patriots' 24-14 AFC Championship victory over the Colts ... Member of an offensive line that did not allow a sack in 37 pass attempts. **Carolina (2/1):** Started at left tackle and was a member of an offensive line that did not allow a sack in the Patriots' Super Bowl XXXVIII victory over the Panthers.

2002 (16/16): Started all 16 games at left tackle and was part of a Patriots offensive line that did not allow a sack in four games in 2002, the first time the Patriots accomplished that feat since 1995 ... Offensive line yielded a total of just 31 sacks, the least since 1997 (30). **N.Y. Jets (9/15):** Started at left tackle as part of an offensive line that allowed no sacks on 35 passing attempts and paved the way for a season-high 163 rushing yards as the Patriots beat the Jets, 44-7. **San Diego (9/29):** Started at left tackle as part of an offensive line that did not allow a sack for the second time in three weeks ... Helped block for Antowain Smith to average 4.9 yards per carry. **Buffalo (11/3):** Part of an offensive line that blocked for its first 100-yard rusher of the season as Antowain Smith rumbled for 111 yards in New England's 38-7 victory over the Bills ... The offense gained a total of 159 yards on the ground. **Oakland (11/17):** Recovered a David Givens fumble in the first quarter, pouncing on the ball to keep possession on the Patriots game-opening field goal drive. **Detroit (11/28):** Started at left tackle in the Patriots 20-12 win over the Lions on Thanksgiving Day ... Part of an offensive line that did not allow a sack on 30 pass plays and opened holes for the team to rush for a total of 139 yards. **Buffalo (12/8):** Part of a Patriots offensive line that allowed no sacks for the second consecutive week and the fourth time in 2002 in a 27-17 win over the Bills. **Miami (12/29):** Started at left tackle in the Patriots 27-24 overtime win over the Dolphins in the season finale ... Held Jason Taylor, the NFL's sack leader to no sacks after Taylor had recorded one in each of his previous eight games.

2001 (14/12, 3/3): Started at left tackle in 12 of 14 regular season games and all three postseason games during his rookie season ... Earned *Football News* 2001 NFL

All-Rookie Team honors in 2001. **N.Y. Jets (9/23):** Made first NFL start at left tackle and was part of an offensive line that blocked for rushing attack that accumulated 107 yards on 26 carries (4.1 avg.). **Indianapolis (9/30):** Blocked for a rushing attack that gained 177 yards on 39 carries (4.5 avg.) and scored three touchdowns. **Indianapolis (10/21):** Part of an offensive line that opened holes for 123 yards rushing on 30 attempts (4.1 avg.) and did not allow a sack in 38-17 victory over the Colts. **New Orleans (11/25):** Started at left tackle and was part of an offensive line that led the way for 191 yards rushing, their second-highest total of the season and their third 100 yard rusher in the four games. **Miami (12/22):** Helped power the offense to a season-high 196 yards rushing and their fourth 100 yard rusher of the season. **Oakland (1/19):** Started at left tackle in his first career postseason game and was part of offensive line which only allowed two sack in 52 pass attempts. **St. Louis (2/3):** Started at left tackle and was part of an offensive line that led the way for 133 yards on 25 carries (5.3 avg.) in the Patriots 20-17 victory in Super Bowl XXXVI.

COLLEGE

Light earned four letters at Purdue University (1996, 1998-2000) ... Charged with the responsibility of protecting Drew Brees' blindside from the left tackle position ... Started all 37 Boilermaker games at tackle from 1998-2000 ... Leader of offensive line that allowed just 38 sacks on 1,690 pass attempts ... Consensus All-Big Ten conference first-team (2000) and voted to second-team (1999). 2000 (Senior): Consensus All-Big Ten Conference first-team choice ... All-American first-team selection by *Gannett News*, earning third-team honors from *Football News* ... Started all 12 games at left offensive tackle, leading a strong blocking effort upfront, allowing Boilermaker quarterbacks to be sacked just seven times in 528 attempts (one every 75.4 pass attempts) ... Helped the team to a Big Ten title and their first Rose Bowl appearance in 35 years. 1999 (Junior): Started in all 12 games at left tackle, playing a major part as the offensive line allowed just 15 sacks in 568 pass attempts (one every 37.9 attempts) ... 1998 (Sophomore): Honorable mention All-Big Ten Conference choice by both the Big Ten's coaches and media ... Started all 13 games at left tackle, helping an offensive line that allowed 16 sacks in 594 pass attempts (one every 37.1 attempts). 1997 (Red-shirted): Underwent surgery in the spring to repair his left shoulder (AC joint) and was lost for the year. 1996 (Freshman): Appeared in seven games as a reserve tight end ... Recorded one reception for 16 yards.

PERSONAL

Matthew Charles Light was born the son of William and Marilyn Light on June 23, 1978 in Greenville, Ohio ... Second-team Division II all-state choice as a linebacker, adding All-Darke County, all-conference and All-Southwest District honors as a senior at Greenville (Ohio) High ... Three-year two-way starter who played guard as sophomore, tackle as junior and tight end as senior ... As a senior, he had 69 tackles, including 15 stops for 63 yards in losses, two fumbles caused and two pass break-ups ... Added four catches for 75 yards with one touchdown ... Also lettered in track ... State qualifier, district champion, all-conference and all-county pick in the shot put ... Majored in industrial technology at Purdue.



WESLY MALLARD

LINEBACKER



6-1 ★ 230 lbs ★ Born 11/21/78 ★ Years NFL/Patriots: 4/1
GP/GS (Playoffs): 34/0 (1/0) ★ Acq: FA-05 ★ Oregon ★ Columbus, Ga.

CAREER TRANSACTIONS

Wesly Mallard was signed by the Patriots on April 19, 2005 ... Originally drafted by the New York Giants in the sixth round (188th overall) of the 2002 NFL Draft ... Placed on injured reserve (12/24/03).

SEASONAL REVIEWS

2004 (4/0 - New York Giants): Played a reserve role in four games and recorded two defensive tackles and a pair of special teams stops.

2003 (15/0 - New York Giants): Played in 15 games, primarily on special teams ... His 17 special teams tackles tied Kevin Lewis for second on the team, two off of the team lead ... Marked the second year in a row that he finished second on the team in special teams tackles. **Dallas (9/15):** Finished with team-high three special teams tackles. **Minnesota (10/26):** Had three special teams tackles. **Tampa Bay (11/24):** Finished with a team-high three special teams tackles. **Dallas (12/21):** Had one special teams tackle.

2002 (15/0 - New York Giants): Played in 15 games as a rookie ... Vast majority of action was on special teams, where he finished second on the team with 15 special teams tackles (13 solo). **Seattle (9/22):** Finished with two tackles. **Dallas (10/6):** Finished with two tackles. **Minnesota (11/10):** Finished with two tackles. **Tennessee (12/1):** Finished with a team-high three special teams tackles. **Washington (12/8):** Had two special teams tackles. **Dallas (12/15):** Saw his first career action on defense in the 4th quarter and finished with one solo tackle. **San Francisco (1/5):** Finished with one special teams tackle in NFC Wild Card playoff game.

COLLEGE

Played full-time as a senior at Oregon after excelling on special teams earlier in his career ... Also excelled on Oregon's track team ... Finished his career with 162 tackles (89 solo), four sacks for minus 23 yards and 15 stops for losses of 43 yards ... Also intercepted two passes and deflected five others ... Recovered three fumbles and caused two others ... 2001 (Senior): Was an All-Pac 10 Conference 2nd-team selection, both on defense and special teams ... Moved into the starting lineup at right outside linebacker and led team with a career-high 111 tackles (59 solo) ... Had three sacks ... Intercepted two passes and deflected five balls ... Forced and recovered a pair of fumbles ... 2000 (Junior): Played in 11 games with two starts ... Recorded 26 tackles (17 solo) with two sacks ... 1999 (Sophomore): Played in the final four games ... Finished with three tackles ... 1998 (Redshirt Freshman): Played in every game on special teams, recording 20 of his 22 tackles with that unit ... Ran the 100 meters in 11.47 for the Ducks' track team.

PERSONAL

Wesly Mallard was born on Nov. 21, 1978 in Columbus, Ga. ... Played first two years of high school football in the U.S. before completing his prep career in Korea ... Rushed for over 1,000 yards and scored 22 touchdowns his senior year overseas before returning to Hardaway (Columbus, Ga.) High to receive his diploma ... Participated in many charities as a member of the Giants ... Spent the 2003 off-season interning at Majesco Inc., a developer, publisher and distributor of interactive entertainment products (video games) based in Edison, N.J. ... Was an English major at Oregon.

EXTRA POINTS

Wesly played two years of high school football on an Army base in Korea where his father was stationed.

WESLY MALLARD

Pos: LB Ht: 6-1 Wt: 230 Year: 4th Acq: FA-05 College: Oregon Born: 11/21/78

Regular Season			Tackles					Interceptions						Miscellaneous				
Year	Team	G/S	TT	UT	A	S	Yds	No	Yds	Avg	Lg	TD	PD	FF	FR	Yds	TD	SpT
2002	Giants	15/0	1	0	1	0.0	0.0	0	0	0.0	-	0	0	0	0	0	0	15
2003	Giants	15/0	1	1	0	0.0	0.0	0	0	0.0	-	0	0	0	0	0	0	17
2004	Giants	4/0	2	2	0	0.0	0.0	0	0	0.0	-	0	0	0	0	0	0	2
Totals-3 years		34/0	4	3	1	0.0	0.0	0	0	0.0	-	0	0	0	0	0	0	34
Postseason			Tackles					Interceptions						Miscellaneous				
Year	Team	G/S	TT	UT	A	S	Yds	No	Yds	Avg	Lg	TD	PD	FF	FR	Yds	TD	SpT
2002	Giants	1/0	0	0	0	0.0	0.0	0	0	0.0	-	0	0	0	0	0	0	1



WILLIE MCGINEST

LINEBACKER

55

SUPER BOWLS: 01 03 04

PRO BOWLS: 96 03

6-5 ★ 270 lbs ★ Born 12/11/71 ★ Exp. (NFL/Patriots): 12/12
GP/GS (Playoffs): 155/130 (16/14) ★ Acq: D1-94 (4th) ★ Southern California ★ Long Beach, Calif.

CAREER TRANSACTIONS

Willie McGinest was drafted by the Patriots in the first round (fourth overall) of the 1994 NFL Draft ... Signed by Patriots (05/17/94) ... Re-signed by Patriots prior to becoming a free agent (02/19/98).

CAREER HIGHLIGHTS

Career GP/GS: 155/130 (16/14)

★ McGinest begins the 2005 season ranked fourth among the Patriots all-time sack leaders with 72.0 career sacks. He needs one more sack to pass Tony McGee (72.5) for third place on the Patriots all-time sack list.

★ McGinest's 72.0 career sacks rank second among all active NFL linebackers entering the 2005 season. He trails only new teammate Chad Brown's mark of 78.0 career sacks.

★ McGinest led the team and finished tied for seventh in the AFC with 9.5 sacks in 2004. His 9.5 sacks last season were his most since 1996 when he registered the same amount.

★ McGinest has recorded 11.5 career postseason sacks, ranking him third on the NFL's career postseason sacks list, behind only Bruce Smith (14.5) and Reggie White (12.0).

★ McGinest has played in 155 games during his 11-year career with New England, ranking second in games played among active Patriots players (Troy Brown, 162).

★ McGinest was named to his second Pro Bowl following the 2003 season after recording 79 tackles (58 solo), his highest tackle total since 1999.

★ McGinest set a Patriots record and led the NFL with 5.0 sacks in the 2003 postseason. His total included 3.0 sacks in the divisional playoff against Tennessee (01/10), where he set a Patriots record and tied for the third-most sacks in a playoff game in NFL history.

★ McGinest earned the NFL's Levitt Play of the Week honors by providing one of the most memorable plays of the Patriots' 2003 season when he stuffed Indianapolis' Edgerrin James on the goal line with 11 seconds remaining to preserve New England's 38-34 win over the Colts (11/30).

★ McGinest finished tied for the Patriots lead with 5.5 sacks in 2002 along with Richard Seymour. It marks the fifth time in his career

that he either led the team or was tied for the team lead in sacks.

★ McGinest led the team in sacks in 1995 (11), 1996 (9.5), 1999 (9), 2000 (6) and 2004 (9.5). His 11 sacks in 1995 were the most by a Patriot since Andre Tippett's 12.5 sacks in 1987.

★ McGinest earned back-to-back Miller Lite Player of the Game honors following his two-sack performances against Denver (10/28/01) and Atlanta (11/4/01). He became the first Patriot to record multiple sacks in consecutive weeks since Chris Slade accomplished the feat on 09/12/93 and 09/19/93. He has recorded multiple sacks in 17 games during his career (including playoffs), including three games in 2003.

★ McGinest led the Patriots with two sacks during the 2001 postseason, including a 16-yard sack of Kurt Warner in Super Bowl XXXVI.

★ The Patriots have qualified for the playoffs in seven of McGinest's 11 NFL seasons. He has played in a team-record 16 postseason games with New England, including 14 starts and has totaled 72 tackles (51 solos), including 11.5 sacks for 78 yards.

★ McGinest was voted defensive co-captain for the 2000 season by his teammates.

★ Earned AFC Defensive Player of the Week honors in the 1999 season opener at the N.Y. Jets (09/12/99)

when he was credited with two sacks, a forced fumble and a fumble recovery. He recovered the fumble in the end zone for a touchdown in a 30-28 victory over the Jets.

★ He was voted to his first Pro Bowl in 1996, after his first season playing defensive end.

★ In 1996, he earned AFC Defensive Player of the Month for his performances during the month of October when he combined for 21 tackles, including four sacks, one interception and three passes defended to help the Patriots complete a 3-1 record during the month.

★ Earned AFC Defensive Player of the Week for his performance vs. Buffalo (10/27/96) when he posted seven tackles (5 solo), including a sack, had two passes defended and returned his first career interception 46 yards for a touchdown.

★ Closed out the 1995 season in Pro Bowl form, recording 15 solo tackles and five sacks in the final three games of the season, including

EXTRA POINTS

● Willie is dedicated to his hometown of Long Beach, Calif., maintaining a strong bond with the community through his long-standing charitable efforts and civic involvement. He was honored this past offseason when the city council declared on May 3, 2005 that every year, May 3 will be recognized as Willie McGinest Day in Long Beach.

● During the 2004 holiday season, Willie sponsored "Shop with a Jock," an event that gave 50 Boston-area children the opportunity to go on a \$100 shopping spree with Willie and his teammates.

● Willie owns an entertainment company in Los Angeles called "55 Entertainment."

multiple-sack performances vs. the Jets (12/10/95) and at Indianapolis (12/23/95).

SEASONAL REVIEWS

2004 (16/16, 3/3): Started all 16 games at outside linebacker for the fourth time in his career and for the first time since 1999 ... Collected 61 tackles (43 solo) ... Led the team and finished tied for seventh in the AFC with 9.5 sacks. **Indianapolis (9/9):** Preserved the Patriots' 27-24 lead with a key sack of Peyton Manning on third-and-eight in the fourth quarter ... The sack pushed the Colts back 12 yards and on the next play Mike Vanderjagt missed a 48-yard field goal to seal the Patriots' season-opening victory. **Arizona (9/19):** Tallied five solo tackles, two sacks and two passes defended ... Sacked Josh McCown at the line of scrimmage late in the first quarter ... Tallied his second sack of the afternoon for a 9-yard loss. **Buffalo (10/3):** Registered four tackles (2 solo) and a pass defended. **Seattle (10/17):** Teamed with Ty Warren to drop Matt Hasselbeck for a five-yard sack on the opening play of the game ... Intercepted a Matt Hasselbeck pass and returned it 27 yards, setting up the first touchdown of the game in the first quarter ... Provided a strong pass rush, forcing Hasselbeck to intentionally ground the ball late in the fourth quarter. **St. Louis (11/7):** Tallied four tackles, a sack, a forced fumble and a pass defended ... Sacked Marc Bulger while forcing the signal caller to fumble and the loose ball was recovered by Jarvis Green at the New England 28-yard line ... Deflected a Bulger pass that was intercepted by Roman Phifer. **Buffalo (11/14):** Registered four tackles (3 solo), including a sack and a forced fumble ... Sacked J.P. Losman for a 2-yard loss and forced a fumble that was recovered by Roman Phifer. **Kansas City (11/22):** Tallied five tackles (4 solo), including a sack ... Sealed the victory with a 10-yard sack of Trent Green on the Chiefs' final play of the game. **Cleveland (12/5):** Collected five solo tackles, including a sack ... Stuffed William Green for a 2-yard loss on a rush off right guard ... Sacked Luke McCown for a 13-yard loss on fourth-and-17. **Cincinnati (12/12):** Registered six tackles (3 solo) and a fumble recovery ... Recovered a Rudi Johnson fumble that was caused by Rodney Harrison deep in Patriots territory, setting up a New England touchdown. **Miami (12/20):** Tied for the team lead with six tackles (3 solo), including a sack and a pass defended ... Dropped A.J. Feeley for a 3-yard sack. **San Francisco (1/2):** Registered four solo tackles including a sack ... Dropped Ken Dorsey for a 6-yard sack late in the second quarter. **Indianapolis (1/16):** Notched two solo tackles and two passes defended in the divisional playoffs. **Pittsburgh (1/23):** Recorded three tackles in the Patriots' 41-27 AFC Championship victory over the Steelers. **Philadelphia (2/6):** Registered two solo tackles in the Patriots' 24-21 victory over the Eagles in Super Bowl XXXIX ... Stonewalled Brian Westbrook for a 3-yard loss on a rush off left tackle.

2003 (14/11, 3/3): Was named to the Pro Bowl for the second time in his career after starting 11 of 14 regular-season games and started all three postseason games at outside linebacker ... Finished third on the team with 5.5 sacks in the regular season ... Led the NFL with five postseason sacks, including three in the divisional playoffs against the Titans (01/10) ... Named AFC Defensive Player of the Week following New England's win over the N.Y. Jets (12/20) ... Awarded the Levitra Play of the Week against Indianapolis (11/30). **Philadelphia (9/14):** Tallied two sacks, a forced fumble and a fumble recovery ... Sacked Donovan McNabb for a 5-yard loss in the fourth quarter ... Forced McNabb to fumble on a

7-yard sack in the fourth quarter. **Washington (9/28):** Started at outside linebacker and finished the game with six tackles (5 solo), including a sack ... Sacked Patrick Ramsey for a 10-yard loss. **Denver (11/3):** Stopped Clinton Portis for a 3-yard loss in the second quarter. **Dallas (11/16):** Teamed with Bobby Hamilton to supply a strong outside pass rush that forced Quincy Carter to a rush a throw that was intercepted by Ty Law deep in Patriots territory. **Houston (11/23):** Tallied a team-high and season-high 14 tackles (9 solo) ... Notched four tackles behind the line of scrimmage, including three in overtime. **Indianapolis (11/30):** Started at outside linebacker and recorded five stops (4 solo) including a sack in the Patriots' dramatic 38-34 win ... Sealed the Patriots win by stopping Edgerrin James for a 1-yard loss on fourth-and-goal at the one-yard line with 11 seconds remaining in the game. **Miami (12/7):** Notched two solo tackles, a sack and a pass defense in the Patriots' AFC East clinching victory ... Combined with Mike Vrabel to drop Jay Fiedler for a 7-yard sack in the second quarter. **N.Y. Jets (12/20):** Named AFC Defensive Player of the Week after tallying nine tackles (8 solo), 1.5 sacks and an interception return for a touchdown ... Tipped a Pennington pass, caught his own deflection and rumbled 15 yards for a touchdown in the second quarter ... Sacked Pennington and forced him to fumble at the start of the fourth quarter ... Combined with Richard Seymour to sack Pennington for a 7-yard loss in the fourth quarter. **Tennessee (1/10):** Recorded seven solo tackles, including three sacks in the Patriots' 17-14 divisional playoff victory ... Sacked Steve McNair for a 7-yard loss in the second quarter ... Sacked Frank Wycheck for a 10-yard loss after the tight end attempted to throw a pass in the third quarter ... Dropped McNair for a 3-yard sack in the third quarter. **Indianapolis (1/18):** Collected five solo tackles and a sack in the Patriots' 24-14 AFC Championship victory over the Colts ... Dropped Peyton Manning for a 7-yard sack in the third quarter. **Carolina (2/1):** Registered four tackles, a sack and a pass defense in the Patriots' Super Bowl XXXVIII victory ... Sacked Jake Delhomme for an 11-yard loss on third-and-12 at the beginning of the second quarter.

2002 (16/10): Played in all 16 games for the first time since 1999 and finished tied for the team lead with 5.5 sacks (Richard Seymour) ... Moved into fourth place on the Patriots all-time sacks list against Denver (10/27) ... Finished the season with 62 tackles (42 solos) ... Ranked second with 10 pass defenses ... Snared his second career interception at Detroit (11/28). **Pittsburgh (9/9):** Started at defensive end and recorded six tackles, including a sack, as the Patriots defeated the Steelers 30-14 on Monday Night Football ... Dropped Bettis for a loss of five yards ... Sacked Kordell Stewart for a loss of nine yards. **N.Y. Jets (9/15):** Recorded a sack and batted down three passes as part of another strong defensive effort as New England beat the Jets, 44-7 ... Sacked Jets quarterback Chad Pennington for a loss of four yards in the fourth quarter. **Denver (10/27):** Increased his career sack total to 54.5 and moved ahead of Ray Hamilton (54.0) into fourth place on the Patriots all-time sacks list when he dropped the Broncos' Brian Griese for a loss of seven yards in the third quarter ... Recorded a season-high eight tackles (5 solos). **Buffalo (11/3):** Recorded a season-high 1.5 sacks in the Patriots' 38-7 win over the Bills in Buffalo ... Teamed with Ted Johnson to sack Buffalo's Drew Bledsoe for a 14-yard loss on third down on the Bills first possession of the game and sacked Bledsoe for a loss of eight yards in the second quarter. **Chicago (11/10):** Tied for the team lead with six solo tackles, including a stop of Chicago's

Anthony Thomas for no gain on second-and-one in the fourth quarter of the Patriots 33-30, come-from-behind win over the Bears ... Set up the Patriots defense to come up with another big stop on the following play, halting the Bears short of gaining a game-ending first down and giving the Patriots offense an opportunity to score their game-winning touchdown. **Detroit (11/28):** Notched his first interception of the season and batted away a pass in the Patriots 20-12 win over the Lions on Thanksgiving. **Miami (12/29):** Made four tackles (3 solos) and recorded a sack in the Patriots come-from-behind, 27-24 overtime win over the Dolphins in the season finale ... Sacked Jay Fiedler for a loss of six yards at the Miami 6-yard line in the fourth quarter, pinning the Dolphins further into their own territory as the Patriots defense sent the game into overtime.

2001 (11/5, 3/1): Played in 11 games, including five starts and recorded 33 tackles (25 solos), two pass defenses and forced a fumble ... Finished tied with Anthony Pleasant for second on the Patriots with six sacks ... Recorded three multiple sack games during the season, increasing his career number to 11 ... Notched two sacks in back-to-back games (at Denver, 10/28 and at Atlanta 11/4) and became the first Patriot to record multiple sacks in consecutive weeks since Chris Slade accomplished the feat (09/12/93 and 09/19/93) ... Tallied 11 tackles, including two sacks during the postseason. **Denver (10/28):** Started his first game of the season and was named Patriots Miller Lite Player of the Game for his 2-sack, 5-tackle performance ... Sacked Brian Griese for a two-yard loss and a 12-yard loss. **Atlanta (11/4):** Started his second game of the season and earned his second consecutive Patriots Miller Lite Player of the Game award with five tackles, including two sacks ... Led the Patriots defensive assault on the Falcons quarterbacks as seven different defenders recorded a season-high nine sacks ... Sacked Chris Chandler for a 2-yard loss in the first quarter and again for a 5-yard loss in the third quarter. **Buffalo (11/11):** Started at left defensive end and recorded five tackles (3 solos) as the Patriots defensive limited the Bills to only 241 total yards, including 69 yards rushing ... McGinest was part of an impressive four tackles for losses. **Carolina (1/6):** Collected four tackles, including his third multiple sack game of the season ... Sacked Chris Weinke for a 9-yard loss in the second quarter ... Sacked Richard Huntley on a halfback-option pass attempt for a 5-yard loss in the third quarter ... Forced Huntley to fumble on the play and the ball was recovered by Richard Seymour. **Pittsburgh (1/27):** Started at outside linebacker and tied for third with six tackles (5 solos) as the Patriots limited the Steelers to just 58 yards rushing on 22 carries (2.6 avg.) ... Sacked Kordell Stewart for a 2-yard loss and forced a Steelers punt ... Teamed with Bobby Hamilton to tackle Jerome Bettis for a 2-yard loss. **St. Louis (2/3):** Tallied four tackles (3 solos), including a 16-yard sack of Kurt Warner.

2000 (14/14): Voted defensive co-captain for 2000 season by teammates ... Started in 14 games at defensive end and recorded 63 tackles (45 solos) ... Led team (along with Greg Spires) with six sacks ... It was the fourth time in his nine-year career that led the team in sacks. **Tampa Bay (9/3):** Recorded eight tackles (7 solos) including his first sack of the season ... Sacked Shaun King on third-and-seven, deep in Buccaneers territory for an 11-yard loss that forced a punt. **Minnesota (9/17):** Credited with five tackles (4 solos) before leaving in second quarter with injury to left leg. **Denver (10/1):** Recorded a sack and forced a fumble, which he recovered, on the fourth play of game ... The

PATRIOTS CAREER SACK LEADERS

Willie McGinest ranks fourth among the Patriots all-time sack leaders with 72.0 career sacks. The top 10 are listed below:

100.0	Andre Tippett (1982-93)
79.5	Julius Adams (1971-87)
72.5	Tony McGee (1974-81)
72.0	Willie McGinest (1994-04)
54.0	Ray Hamilton (1973-81)
51.0	Chris Slade (1993-00)
45.5	Larry Eisenhauer (1961-69)
43.5	Brent Williams (1986-93)
39.0	Houston Antwine (1961-71)
36.0	Garin Veris (1985-91)

Patriots scored on their next possession and went on to score 21 of the game's first 24 points on their way to a 28-19 victory. **N.Y. Jets (10/15):** Recorded six tackles, including three for losses ... Sacked Vinny Testaverde, his third of the season. **Buffalo (11/5):** Credited with six tackles and recovered Doug Flutie's fumble, setting up Adam Vinatieri's 48-yard field goal with just 20 seconds remaining in the first half. **Chicago (12/10):** Tied career-high with eight solo tackles, including three for loss. **Buffalo (12/17):** Dropped both Rob Johnson and Doug Flutie for his eighth career multiple-sack game. **Miami (12/24):** Sacked Jay Fiedler for his sixth of the season, tying him with Greg Spires for the team lead ... Four of his six sacks during the season were against AFC East rivals.

1999 (16/16): Started every game for the Patriots for the first time in three seasons ... Led the team with nine sacks, the third highest total of his career and the most since he had 9.5 in 1996 ... Finished the season with 84 total tackles, which ranked seventh on the team ... Forced one fumble and had two fumble recoveries. **N.Y. Jets (9/12):** Earned AFC Defensive Player of the Week honors for his performance in a 30-28 victory over the Jets to open the season ... Registered six tackles, including two sacks, forced a fumble and recovered another ... Recovered a fumble in the end zone for a touchdown, the second of his career, in the third quarter ... His two sacks tied his career high. **N.Y. Giants (9/26):** Named defensive co-captain for the game ... Combined with Tedy Bruschi to stop Kent Graham on a fourth-and-one attempt at the Patriots 41-yard line and the Patriots responded with an 11-play, 58-yard scoring drive. **Cleveland (10/2):** Recorded his third sack of the season when he dropped Tim Couch for a 3-yard loss. **Miami (10/17):** Added 1.5 sacks to his total during the Patriots hit parade on Damon Huard, who was sacked nine times in the game ... Finished the game with seven tackles (5 solos). **Denver (10/24):** Recorded a sack in his second-straight game, 5.5 for the season ... The sack was one of three tackles in the game. **Arizona (10/31):** Credited with half a sack among his five tackles. **N.Y. Jets (11/15):** Named defensive co-captain for the game and finished the game with eight tackles, including seven solo stops. **Miami (11/21):** Recorded his seventh sack of the season with another Damon Huard sack... Broke Huard's nose on the play, forcing him to the sidelines for the remainder of the game ... Finished the game with five total tackles. **Dallas (12/5):** Recorded his eighth sack of the season and helped shut down the Cowboys' rushing attack, limiting them to just 63 yards rushing on 23 carries (2.7 avg.) ... The Cow-

boys entered the game with the second-rated rushing attack in the NFL. **Philadelphia (12/19):** Recorded a season-high with nine total tackles against the Eagles. **Baltimore (1/2/00):** Recovered his second fumble of the season and dropped Tony Banks for his ninth sack of the season to help the Patriots close out the regular season with a 20-3 victory over the Ravens.

1998 (9/8, 1/1): Started the first six games of the season before being sidelined by a nagging groin injury which kept him out of the lineup for seven of the next nine games ... Started eight of nine regular season games and the Patriots playoff game at Jacksonville (1/3/99) ... Finished the season with 24 tackles and ranked fourth on the team with 3.5 sacks ... Opened the season with five tackles in each of his first two games, including five solo stops with a sack vs. Indianapolis (9/13) ... Shared a sack vs. Tennessee (9/20) ... Extended a consecutive game sack streak to three games with a sack at New Orleans (10/4) ... Sacked Vinny Testaverde for a 9-yard loss before leaving the game with an injury vs. the Jets (10/19) ... Recorded those 3.5 sacks in the first six games of the season, a pace which would have given him 9.5 for the season, before suffering a groin injury vs. the Jets ... Listed among the Patriots inactives prior to seven games; at Miami (10/25), at Indianapolis (11/1), vs. Atlanta (11/08), vs. Miami (11/23), vs. Buffalo (11/29), at St. Louis (12/13) and vs. San Francisco (12/20) ... Returned for the season finale at the N.Y. Jets (12/27) and recorded four tackles ... Played the following week at Jacksonville (1/3/99) and provided three solo stops.

1997 (11/11, 2/2): Missed five of the first six games due to injuries ... Missed the first two games of the season while rehabilitating a hamstring injury, which he suffered in the final preseason game ... Returned in Week Three, but injured his right knee and missed the next three games ... Started every game in which he appeared, including both playoff games ... Finished the season with 35 total tackles, 10th on the team, including a pair of sacks ... Batted down one pass and recovered three fumbles ... Made his first start of the season vs. the Jets (09/14) ... Recorded three tackles and recovered a Neil O'Donnell fumble (forced by Chris Slade) before suffering a knee sprain in the fourth quarter which forced him to the sidelines and caused him to miss the next three games ... Returned to the starting lineup at New York Jets (10/19) ... Recorded a season-high five tackles at Minnesota but left the game with a sprained ankle ... Posted his first sack of the season when he dropped Alex Van Pelt for a loss of eight yards at Buffalo (11/9) ... Named defensive team captain vs. Miami (11/23) ... Recorded his second sack of the season vs. Indianapolis (11/30) ... Tied his season-high with five hits and a fumble recovery at Jacksonville (12/7) ... Excelled in the playoffs, leading the Patriots with 2.5 sacks in the postseason ... Ranked third with 11 tackles in two games ... Registered six tackles, including 1.5 sacks in the divisional playoff game at Pittsburgh (1/3/98).

1996 (16/16, 3/3): Started every game for the Patriots, including each of the playoff games, and was selected to his first Pro Bowl in his first season at defensive end ... He finished the year with 67 total tackles, fifth on the team ... He led the team for the second consecutive season with 9.5 sacks for 62.5 yards ... He grabbed his first career interception and returned it 46 yards for a touchdown in a come-from-behind victory over Buffalo (10/27) ... It was one of nine passes defended on the year, which led all defensive linemen and ranked third on the team ... He earned AFC Defensive Player of the

Month for his performances during the month of October when he combined for 21 tackles, including four sacks, one interception and three passes defended to help the Patriots complete a 3-1 record during the month ... Registered a season-high with eight tackles (5 solos), including a pair of sacks, vs. Miami (11/3) ... Opened the season with three solo stops at Miami (9/1) and had an apparent sack and a forced fumble taken away when the play was ruled an incomplete pass ... Recorded his first sack of the season at Buffalo (9/8) and totaled four tackles in the game ... Batted away three passes, a career-high, and finished the game with three tackles vs. Jacksonville (9/22) ... Recorded seven tackles, including his second sack of the season vs. Washington (10/13) when he stripped Gus Frerotte of the ball, forcing his first fumble of the year ... Recorded a pair of fourth quarter sacks at Indianapolis (10/20), including one that forced Jim Harbaugh to leave the game with a broken nose ... Earned AFC Defensive Player of the Week for his Week 8 performance vs. Buffalo (10/27) when he posted seven tackles (5 solos), including a sack for 8 yards, had two passes defended and returned his first career interception 46 yards for a touchdown ... Sacked Dan Marino twice, forcing a fourth quarter fumble on the second hit vs. Miami (11/3) ... Posted his eighth sack of the season in the 10th game of the year when he dropped Frank Reich for a 1-yard loss at the Jets (11/10), which capped a five-game stretch in which he dominated play, totaling 35 tackles and seven sacks ... Shared a sack with Scooter McGruder and recovered a fumble in the end zone for his second touchdown of the season at San Diego (12/1) ... Credited with seven tackles, including his final sack of the season at Dallas (12/15) when he dropped Troy Aikman for a seven-yard loss ... Ranked fifth on the team during the postseason with 16 total tackles, including a sack ... Registered five tackles in each of the first two playoff games in Foxboro ... Applied continuous pressure on Mark Brunell in the AFC Championship Game victory over Jacksonville (1/12/97) ... Credited with six tackles and a sack vs. Green Bay in Super Bowl XXXI (01/26/97).

1995 (16/16): Started every game for the Patriots at left outside linebacker and was selected as a Pro Bowl alternate in just his second NFL season ... Led the team and finished fifth in the AFC with 11 sacks ... His 11 sacks were the most by a Patriot since Andre Tippett's 12.5 sacks in 1987 and tied Garin Veris (1986) for fourth place among the Patriots all-time single-season sack leaders ... Finished fourth on the team with 88 total tackles, including 70 solo stops ... Recorded six passes defended, leading all non-defensive backs in that category ... He was credited with four solo tackles, a forced fumble and a pass batted down at Atlanta (10/1) ... Recorded his first sack of the season when he dropped Denver's John Elway for a five-yard loss (10/8) for one of his six tackles on the day ... Registered eight solo tackles, including two Jim Kelly sacks, and made a hit for a loss on fourth-and-one from the Patriots 30-yard line in a 27-14 victory vs. Buffalo (10/23) ... Followed with a career-high 11 tackles vs. Carolina (10/29), marking his first career double-digit tackle performance ... Sacked Dan Marino twice and forced a fumble in a 24-17 victory over Miami (11/12) ... He was selected the Staples Star Player of the Game for his six-tackle performance vs. Indianapolis (11/19) ... Recorded his sixth sack of the season and his third against Jim Kelly with a solo effort in a 35-25 victory at Buffalo (11/26) ... Went on a season-ending streak, recording 15 solo tackles and five sacks in the final three games of the season, including multiple sack performances vs. the Jets (12/10) and

at Indianapolis (12/23).

1994 (16/7, 1/1): Started seven of the last eight regular season games and the Patriots playoff game at Cleveland (1/1/95) at left outside linebacker after platooning with Dwayne Sabb during the first half of his rookie season ... Finished the season with 43 total tackles (29 solos) and ranked third on the team with 4.5 sacks to earn All-Rookie recognition by *Pro Football Weekly* and *College and Pro Football Newsweekly* ... Selected by the 1776 Quarterback Club as their 1994 Rookie of the Year ... Made his Patriots preseason debut vs. New Orleans (8/5) and recorded three quarterback sacks in the first three quarters before suffering a pulled hamstring ... Slowed by the injury throughout the preseason and did not win the starting position until midseason ... Platooned at Outsidelinbacker in the season opener at Miami (9/4) ... Made an assist on a sack in the home opener vs. Buffalo's Jim Kelly (9/11), his first career sack ... Recorded his first career unassisted sack and recovered his first fumble the following week at Cincinnati (09/18) ... Made his first career start at Cleveland (11/6) and made five stops (4 solos) ... Registered seven tackles the following week in the Patriots 26-20 overtime victory vs. Minnesota (11/13) ... Made eight tackles (4 solos), including a sack, vs. Indianapolis (12/11) ... Totaled four stops and added another sack in the season finale at Chicago (12/24) in a 13-3 victory ... Posted eight tackles (5 solos), a sack and knocked down three passes in the Patriots playoff game at Cleveland (1/1/95) to earn Patriots Miller Lite Player of the Game.

COLLEGE

McGinest was a four-year letterman at Southern Cal (1990-93) ... Wore number 55 and carried on the legacy of the jersey established by his predecessor, All-American linebacker Junior Seau ... Earned all-conference honors three straight years and earned All-American acclaim. 1993 (Senior): A Lombardi Award finalist, he also earned Playboy All-American and All-Pac-10 conference honors as a senior ... Started every game at weakside defensive end for the Trojans ... Finished his collegiate career with 193 tackles (134 solos), 29 sacks (171 yards), 48 tackles for loss (238 yards) and 26 passes batted away ... Registered 68 tackles (42 solos), including six sacks and 13 tackles for losses ... Caused one fumble and recovered another. 1992 (Junior): He shared the Pac-10 lead with 16 sacks ... Led the team with 23 tackles for loss (99 yards) ... Earned first-team All-Pac 10 Conference honors ... Named Southern Cal's Defensive Player of the Year ... Started all season at outside linebacker on the weak side ... Finished his junior campaign with 63 tackles (fourth on the team), nine passes

SINGLE-GAME CAREER HIGHS

Regular Season

Tackles	11	vs. Carolina (10/29/95)
Solo Tackles	8	at Chicago (12/10/00) vs. Buffalo (10/23/95)
Assists	6	vs. Carolina (10/29/95)
Sacks	2	11 times, last at Carolina (1/6/02)

Postseason

Tackles	8	at Cleveland (1/1/95)
Solo Tackles	5	at Pittsburgh (1/27/02) at Cleveland (1/1/95)
Assists	4	at Pittsburgh (1/3/98)
Sacks	3.0	vs Tennessee (1/10/04)
Passes Def.	3	at Cleveland (1/1/95) at Miami (11/12/95) Buffalo (10/23/95)

defensed (second on the team) and three forced fumbles (tied for first). 1991 (Sophomore): Played in nine games, starting eight at outside linebacker as a sophomore ... Finished the season with 35 tackles (30 solos), including two sacks. 1990 (Freshman): Played in every game as a true freshman with three starts ... Was called upon to make his collegiate starting debut at the 1990 Kickoff Classic vs. Syracuse (08/31/90) ... Finished his freshman season with 27 tackles, including five sacks.

PERSONAL

William Lee McGinest, Jr. was born the son of Willie and Joyce McGinest on Dec. 11, 1971 in Long Beach, Calif. ... He is the middle of three children ... Attended Long Beach (Calif.) Polytechnic High, where he was a two-sport phenom, garnering all-state honors in football and basketball ... On the gridiron, he earned All-American recognition from Super Prep, Blue Chip and Tom Lemming magazines and was selected to countless all-star teams, earning all-city, all-state, and all-region honors as a linebacker in 1989 ... Totaled 107 tackles, including 18 sacks, two fumble recoveries, four passes defensed, including an interception, and blocked four kicks as a senior ... On the courts, he earned Long Beach Press-Telegram "Best in the West," All-CIF Southern Section and all-league honors while averaging 14 points per game during the 1989-90 season ... Received his degree in public administration at Southern Cal in 1994 ... Willie has a daughter, Riley Nicole.

WILLIE MCGINEST

Pos: LB Ht: 6-5 Wt: 270 Year: 12th Acq: D1-94 (4th) College: Southern Cal Born: 12/11/71

Regular Season			Tackles					Interceptions						Miscellaneous				
Year	Team	P/S	TT	UT	A	S	Yds	No	Yds	Lg	TD	PD	FF	FR	Yds	TD	Blk	SpT
1994	Patriots	16/7	43	29	14	4.5	17.0	0	0	0	0	8	2	2	0	0	0	0
1995	Patriots	16/16	88	70	18	11.0	96.0	0	0	0	0	6	4	0	0	0	0	0
1996	Patriots	16/16	67	49	18	9.5	62.5	1	46	46t	1	9	2	2	1	1	0	0
1997	Patriots	11/11	35	25	10	2.0	14.0	0	0	0	0	1	0	3	0	0	0	0
1998	Patriots	9/8	24	19	5	3.5	23.0	0	0	0	0	1	1	0	0	0	0	0
1999	Patriots	16/16	84	70	14	9.0	59.5	0	0	0	0	2	1	2	2	1	0	0
2000	Patriots	14/14	63	45	18	6.0	39.0	0	0	0	0	1	1	2	0	0	0	0
2001	Patriots	11/5	33	25	8	6.0	35.0	0	0	0	0	2	1	0	0	0	0	0
2002	Patriots	16/10	62	42	20	5.5	41.0	1	2	2	0	10	0	0	0	0	0	0
2003	Patriots	14/11	79	58	21	5.5	33.5	1	15	15t	1	4	2	2	20	0	0	0
2004	Patriots	16/16	61	43	18	9.5	55.5	1	27	27	0	6	2	1	0	0	0	0
Totals-11 years		155/130	639	475	164	72.0	476.0	4	90	46t	2	50	16	14	23	2	0	0
Postseason			Tackles					Interceptions						Miscellaneous				
Year	Team	P/S	TT	UT	A	S	Yds	No	Yds	Lg	TD	PD	FF	FR	Yds	TD	Blk	SpT
1994	Patriots	1/1	8	5	3	1.0	10.0	0	0	0	0	3	0	0	0	0	0	0
1996	Patriots	3/3	16	10	6	1.0	7.0	0	0	0	0	1	0	0	0	0	0	0
1997	Patriots	2/2	11	6	5	2.5	5.0	0	0	0	0	1	0	0	0	0	0	0
1998	Patriots	1/1	3	3	0	0.0	0.0	0	0	0	0	0	0	0	0	0	0	0
2001	Patriots	3/1	11	9	2	2.0	18.0	0	0	0	0	1	0	0	0	0	0	0
2003	Patriots	3/3	16	13	3	5.0	38.0	0	0	0	0	1	0	0	0	0	0	0
2004	Patriots	3/3	7	5	2	0.0	0.0	0	0	0	0	2	0	0	0	0	0	0
Totals-7 years		16/14	72	51	21	11.5	78.0	0	0	0	0	9	0	0	0	0	0	0

MCGINEST'S CAREER GAME BY GAME

1994	Opponent	P/S	TT	UT	A	S/Yds	I/Yds	PD	FF	FR	W/L	Score
09/04	at Miami	p	2	2	0	--	--	1	--	--	L	35-39
09/11	Buffalo	p	3	2	1	0.5/0.5	--	--	--	--	L	35-38
09/18	at Cincinnati	p	1	1	0	1.0/0.0	--	--	--	1	W	31-28
09/25	at Detroit	p	1	1	0	--	--	1	--	--	W	23-17
10/02	Green Bay	p	0	0	0	--	--	2	--	--	W	17-16
10/09	LA Raiders	p	0	0	0	--	--	1	--	--	L	17-21
10/16	at N.Y. Jets	p	0	0	0	--	--	--	--	--	L	17-24
10/30	Miami	p	2	1	1	--	--	--	--	--	L	3-23
11/06	at Cleveland	s	5	4	1	--	--	1	--	1	L	6-13
11/13	Minnesota	s	7	5	2	--	--	--	--	--	W	26-20
11/20	San Diego	s	3	3	0	--	--	--	--	--	W	23-17
11/27	at Indianapolis	s	3	2	1	1.0/1.0	--	--	1	--	W	12-10
12/04	N.Y. Jets	s	2	1	1	--	--	1	--	--	W	24-13
12/11	Indianapolis	s	8	4	4	1.0/0.0	--	--	--	--	W	28-18
12/18	at Buffalo	p	2	2	0	--	--	1	--	--	W	41-17
12/24	at Chicago	s	4	4	0	1.0/3.0	--	--	1	--	W	13-3
1994 Totals												
1/1	at Cleveland	s	8	5	3	1/1.0	--	3	--	--	L	13-20
1995	Opponent	P/S	TT	UT	A	S/Yds	I/Yds	PD	FF	FR	W/L	Score
09/03	Cleveland	s	4	1	3	--	--	1	--	--	W	17-14
09/10	Miami	s	5	4	1	--	--	--	--	--	L	3-20
09/17	at 49ers	s	4	4	0	--	--	--	--	--	L	3-28
10/01	at Atlanta	s	4	4	0	--	--	1	--	1	L	17-30
10/08	Denver	s	6	5	1	1.0/5.0	--	1	--	--	L	3-37
10/15	at Kansas City	s	1	1	0	--	--	--	--	--	L	6-31
10/23	Buffalo	s	8	8	0	2.0/15.0	--	--	--	--	W	27-14
10/29	Carolina	s	11	5	6	--	--	1	--	--	L	17-10
11/05	at N.Y. Jets	s	7	6	1	--	--	--	--	--	W	20-7
11/12	at Miami	s	6	5	1	2.0/6.0	--	1	--	--	W	34-17
11/19	Indianapolis	s	6	5	1	--	--	--	--	--	L	10-24
11/26	at Buffalo	s	6	4	2	1.0/8.0	--	1	--	--	W	35-25
12/03	New Orleans	s	5	3	2	--	--	--	--	--	L	17-31
12/10	N.Y. Jets	s	5	5	0	2.0/26.0	--	1	--	--	W	31-28
12/16	at Pittsburgh	s	5	5	0	1.0/10.0	--	2	--	--	L	7-41
12/23	at Indianapolis	s	5	5	0	2.0/16.0	--	--	--	--	L	27-10
1995 Totals												
16/16	88	70	18	11.0/96.0	0/0	6	4	0	6	10	6-10	
1996	Opponent	P/S	TT	UT	A	S/Yds	I/Yds	PD	FF	FR	W/L	Score
09/01	at Miami	s	3	3	0	--	--	--	--	--	L	10-24
09/08	at Buffalo	s	4	3	1	1.0/10.0	--	--	--	--	L	10-17
09/15	Arizona	s	3	1	2	--	--	1	--	--	W	31-0
09/22	Jacksonville	s	3	2	1	--	--	3	--	--	W	28-25
10/06	at Baltimore	s	2	2	0	--	--	1	--	--	W	46-38
10/13	Washington	s	7	3	4	1.0/4.0	--	--	1	--	L	22-27
10/20	at Indianapolis	s	5	4	1	2.0/12.0	--	--	1	--	W	27-9
10/27	Buffalo	s	7	5	2	1.0/8.0	1/46t	2	--	--	W	28-25
11/03	Miami	s	8	5	3	2.0/16.0	--	--	1	--	W	42-23
11/10	at N.Y. Jets	s	6	5	1	1.0/1.0	--	--	--	--	W	31-27
11/17	Denver	s	4	4	0	--	--	--	--	--	L	8-34
11/24	Indianapolis	s	1	1	0	--	--	--	--	--	W	27-13
12/01	at San Diego	s	4	3	1	0.5/4.5	--	--	--	1	W	45-7
12/08	N.Y. Jets	s	0	0	0	--	--	--	1	--	W	34-10
12/15	at Dallas	s	7	6	1	1.0/7.0	--	--	--	--	L	6-12
12/21	at N.Y. Giants	s	3	2	1	--	--	--	1	--	W	23-22
1996 Totals												
16/16	67	49	18	9.5/62.5	1/46	9	2	2	11	5	11-5	
01/05	Pittsburgh	s	5	3	2	--	--	--	--	--	W	28-3
01/12	Jacksonville	s	5	3	2	--	--	--	1	--	W	20-6
01/26	Green Bay	s	6	4	2	1.0/7.0	--	--	--	--	L	21-35
1996 Postseason												
3/3	16	10	6	1.0/7.0	0/0	1	0	0	2	1	2-1	
1997	Opponent	P/S	TT	UT	A	S/Yds	I/Yds	PD	FF	FR	W/L	Score
08/31	San Diego	s	Inactive	--	--	--	--	--	--	--	W	41-7
09/07	at Indianapolis	s	Inactive	--	--	--	--	--	--	--	W	31-6
09/14	N.Y. Jets	s	3	2	1	--	--	--	--	1	W	ot
09/21	Chicago	s	Inactive	--	--	--	--	--	--	--	W	31-3
10/06	at Denver	s	Inactive	--	--	--	--	--	--	--	L	13-34
10/12	Buffalo	s	Inactive	--	--	--	--	--	--	--	W	33-6
10/19	at N.Y. Jets	s	1	1	0	--	--	--	--	--	L	19-24
10/27	Green Bay	s	3	1	2	--	--	--	--	1	L	10-28
11/02	at Minnesota	s	5	3	2	--	--	--	--	--	L	18-23
11/09	at Buffalo	s	3	3	0	1.0/8.0	--	--	--	--	W	31-10
11/16	at Tampa Bay	s	4	4	0	--	--	--	--	--	L	7-27
11/23	Miami	s	2	1	1	--	--	--	--	--	W	27-24
11/30	Indianapolis	s	3	2	1	1.0/6.0	--	--	--	--	W	20-17
12/07	at Jacksonville	s	5	4	1	--	--	--	--	1	W	26-20
12/13	Pittsburgh	s	4	2	2	--	--	--	--	--	Lot	21-24
12/22	at Miami	s	2	2	0	--	--	--	1	--	W	14-12
1997 Totals												
11/11	35	25	10	2.0/14.0	0/0	1	0	3	10	3	10-6	
12/28	Miami	s	5	4	1	1.0/5.0	--	--	1	--	W	17-3
01/03	at Pittsburgh	s	6	2	4	1.5/0.0	--	--	--	--	L	6-7
1997 Postseason												
2/2	11	6	5	2.5/5.0	0/0	1	0	0	1	1	1-1	
1998	Opponent	P/S	TT	UT	A	S/Yds	I/Yds	PD	FF	FR	W/L	Score
09/07	at Denver	s	5	3	2	--	--	--	--	--	L	21-27
09/13	Indianapolis	s	5	5	0	1.0/9.0	--	--	1	--	W	29-6
09/20	Tennessee	s	3	3	0	0.5/1.0	--	--	--	--	W	27-16
10/04	at New Orleans	s	1	1	0	1.0/4.0	--	--	--	--	W	30-27
10/11	Kansas City	s	3	1	2	--	--	--	1	--	W	40-10
10/19	N.Y. Jets	s	2	2	0	1.0/9.0	--	--	--	--	L	14-24
10/25	at Miami	s	Inactive	--	--	--	--	--	--	--	L	9-12
11/01	at Indianapolis	s	Inactive	--	--	--	--	--	--	--	W	21-16
11/08	Atlanta	s	Inactive	--	--	--	--	--	--	--	L	10-41

McGINIST'S CAREER GAME BY GAME (CONT.)

11/15	at Buffalo	S	1	1	0	--	--	--	--	--	--	L	10-13
11/23	Miami				Inactive							W	26-23
11/29	Buffalo				Inactive							W	25-21
12/06	at Pittsburgh	P	0	0	0	--	--	--	--	--	--	W	23-9
12/13	at St. Louis				Inactive							L	18-32
12/20	San Francisco				Inactive							W	24-21
12/27	at N.Y. Jets	S	4	3	1	--	--	--	--	--	--	L	10-31

1998 Totals	9/8	24	19	5	3/23.0	0/0	1	1	0				9-7
01/03	at Jacksonville	S	3	3	0	--	--	--	--	--	--	L	10-25
1999	Opponent	P/S	TT	UT	A	S/Yds I/Yds	PD	FF	FR	W/L			Score
09/12	at N.Y. Jets	S	6	5	1	2.0/15.0	--	--	1	1	1	W	30-28
09/19	Indianapolis	S	7	6	1	--	--	1	--	--	--	W	31-28
09/26	N.Y. Giants	S	4	3	1	--	--	--	--	--	--	W	16-14
10/03	at Cleveland	S	4	3	1	1.0/3.0	--	--	--	--	--	W	19-7
10/10	at Kansas City	S	6	5	1	--	--	--	--	--	--	L	14-16
10/17	Miami	S	7	5	2	1.5/7.5	--	--	--	--	--	L	30-31
10/24	Denver	S	3	3	0	1.0/1.0	--	--	--	--	--	W	24-23
10/31	at Arizona	S	5	4	1	0.5/4.0	--	--	--	--	--	W	27-3
11/15	N.Y. Jets	S	8	7	1	--	--	--	--	--	--	L	17-24
11/21	at Miami	S	5	4	1	1.0/11.0	--	1	--	--	--	L	17-27
11/28	at Buffalo	S	4	4	0	--	--	--	--	--	--	L	7-17
12/05	Dallas	S	5	4	1	1.0/7.0	--	--	--	--	--	W	13-6
12/12	at Indianapolis	S	2	2	0	--	--	--	--	--	--	L	15-20
12/19	at Philadelphia	S	9	7	2	--	--	--	--	--	--	L	9-24
12/26	Buffalo	S	4	3	1	--	--	--	--	--	--	L	10-13
01/02	Baltimore	S	5	5	0	1.0/11.0	--	--	1	W	20-3		

1999 Totals		16/1684	70	14	9.0/59.5	0/0	2	1	2				8-8
2000	Opponent	P/S	TT	UT	A	S/Yds I/Yds	PD	FF	FR	W/L			Score
09/03	Tampa Bay	S	8	7	1	1.0/11.0	--	--	--	--	--	L	16-21
09/11	at N.Y. Jets	S	2	1	1	--	--	--	--	--	--	L	19-20
09/17	Minnesota	S	5	4	1	--	--	--	--	--	--	L	13-21
09/24	at Miami				Inactive							L	3-10
10/01	at Denver	S	5	4	1	1.0/4.0	--	--	1	1	1	W	28-19
10/08	Indianapolis	S	2	0	2	--	--	--	--	--	--	W	24-16
10/15	N.Y. Jets	S	6	3	3	1.0/0.0	--	--	--	--	--	L	17-34
10/22	at Indianapolis	S	0	0	0	--	--	--	--	--	--	L	23-30
11/05	Buffalo	S	6	6	0	--	--	--	--	1	L	13-16	
11/12	at Cleveland				Inactive							L	11-19
11/19	Cincinnati	S	4	2	2	--	--	--	--	--	--	W	16-13
11/23	at Detroit	S	3	2	1	--	--	--	--	--	--	L	9-34
12/04	Kansas City	S	5	2	3	--	--	--	--	--	--	W	30-24
12/10	at Chicago	S	8	8	0	--	--	--	--	--	--	L	17-24
12/17	at Buffalo	S	4	3	1	2.0/14.0	--	--	--	--	--	W	13-10
12/24	Miami	S	5	3	2	1.0/0.0	--	--	--	--	--	L	24-27

2001 Totals	14/1463	45	18	6.0/39.0	0/0	1	1	2					5-11
2001	Opponent	P/S	TT	UT	A	S/Yds I/Yds	PD	FF	FR	W/L			Score
09/09	at Cincinnati	P	0	0	0	--	--	--	--	--	--	L	17-23
09/23	N.Y. Jets				Inactive							L	3-10
09/30	Indianapolis	P	2	1	1	--	--	--	--	--	--	W	44-13
10/07	at Miami				Inactive							L	10-30
10/14	San Diego	P	3	1	2	--	--	--	--	--	--	W	29-26
10/21	at Indianapolis	P	1	1	0	--	--	--	--	--	--	W	38-17
10/28	at Denver	S	5	5	0	2.0/14.0	--	1	--	--	--	L	20-31
11/04	at Atlanta	S	5	5	0	2.0/7.0	--	--	--	--	--	W	24-10
11/11	Buffalo	S	5	3	2	--	--	--	--	--	--	W	21-11
11/21	St. Louis	S	3	3	0	--	--	1	--	--	--	L	17-24
11/28	New Orleans	S	4	1	3	--	--	--	--	--	--	W	34-17
12/02	at N.Y. Jets				Inactive							W	17-16
12/09	Cleveland				Inactive							W	27-16
12/16	at Buffalo				Inactive							W	12-9
12/22	Miami	P	1	1	0	--	--	--	--	--	--	W	20-13
01/06	at Carolina	P	4	4	0	2.0/14.0	--	--	1	--	--	W	38-6

2001 Totals	11/5	33	25	8	6.0/35.0	0/0	2	1	0				11-5
01/17	Oakland	P	1	1	0	--	--	--	--	--	--	W	16-13
01/27	at Pittsburgh	S	6	5	1	1.0/2.0	--	1	--	--	--	W	24-17

02/03	St. Louis	P	4	3	1	1.0/16.0	--	--	--	--	--	W	20-17
2001 Postseason	3/1	11	9	2	2.0/18.0	0/0	1	0	0				3-0
2002	Opponent	P/S	TT	UT	A	S/Yds I/Yds	PD	FF	FR	W			Score
09/09	Pittsburgh	S	6	3	3	1.0/9.0	--	1	--	--	--	W	30-14
09/15	at N.Y. Jets	P	3	3	0	1.0/4.0	--	3	--	--	--	W	44-7
09/22	San Diego	S	4	1	3	--	--	--	--	--	--	W	41-38
09/29	at Kansas City	P	2	2	0	--	--	--	--	--	--	L	14-21
10/05	at Miami	S	6	4	2	--	--	--	--	--	--	L	13-26
10/13	Green Bay	S	2	1	1	--	--	1	--	--	--	L	10-28
10/27	Denver	S	8	5	3	1.0/7.0	--	--	--	--	--	L	16-24
11/03	at Buffalo	S	6	4	2	1.5/15.0	--	--	--	--	--	W	38-7
11/10	at Chicago	S	6	6	0	--	--	1	--	--	--	W	33-30
11/17	at Oakland	S	2	1	1	--	--	--	--	--	--	L	20-27
11/24	Minnesota	P	3	2	1	--	--	1	--	--	--	W	24-17
11/28	at Detroit	P	0	0	0	--	1/2	2	--	--	--	W	20-12
12/08	Buffalo	S	6	4	2	--	--	--	--	--	--	W	27-17
12/16	at Tennessee	S	1	1	0	--	--	1	--	--	--	L	7-24
12/22	N.Y. Jets	P	3	2	1	--	--	--	--	--	--	L	17-30
12/29	Miami	P	4	3	1	1.0/6.0	--	--	--	--	--	W	27-24

2002 Totals	16/1062	42	20	5.5/41.0	1/2	10	0	0					9-7
2003	Opponent	P/S	TT	UT	A	S/Yds I/Yds	PD	FF	FR	W/L			Score
09/07	at Buffalo	P	3	2	1	--	--	--	1	L	0-31		
09/14	at Philadelphia	P	3	3	0	2.0/12.0	--	--	1	1	W	31-10	
09/21	N.Y. Jets	S	5	4	1	--	--	--	--	--	--	W	23-16
09/28	at Washington	S	6	5	1	1.0/10.0	--	--	--	--	--	L	17-20
10/05	Tennessee				inactive							W	38-30
10/12	N.Y. Giants	S	8	5	3	--	--	--	--	--	--	W	17-6
10/19	at Miami				inactive							W	19-13
10/26	Cleveland	P	4	1	3	--	--	--	--	--	--	W	9-3
11/03	at Denver	S	8	7	1	--	--	--	--	--	--	W	30-26
11/16	Dallas	S	6	6	0	--	--	--	--	--	--	W	12-0
11/23	at Houston	S	14	9	5	--	--	1	--	--	--	W	23-20
11/30	at Indianapolis	S	5	4	1	0.5/2.5	--	--	--	--	--	W	38-34
12/07	Miami	S	2	2	0	0.5/3.5	--	--	1	--	--	W	12-0
12/14	Jacksonville	S	3	1	2	--	--	--	--	--	--	W	27-13
12/20	at N.Y. Jets	S	9	8	1	1.5/5.5	1/15	1	1	--	--	W	21-16
12/27	Buffalo	S	3	1	2	--	--	--	--	--	--	W	31-0

2003 Totals		14/1179	58	21	5.5/33.5	1/15	4	2	2				14-2
01/10	Tennessee	S	7	7	0	3.0/20.0	--	--	--	--	--	W	17-14
01/18	Indianapolis	S	5	5	0	1.0/7.0	--	--	--	--	--	W	24-14
02/01	at Carolina	S	4	1	3	1.0/11.0	--	--	1	--	--	W	32-29
2003 Postseason		3/3	16	13	3	5.0/38.0	0/0	1	0	0			3-0
2004	Opponent	P/S	TT	UT	A	S/Yds	PD	FF	FR	W/L			Score
09/09	Indianapolis	S	4	2	2	1.0/12.0	--	--	--	--	--	W	27-24
09/19	at Arizona	S	5	5	0	2.0/9.0	--	2	--	--	--	W	23-12
10/03	at Buffalo	S	4	2	2	--	--	1	--	--	--	W	31-17
10/10	Miami	S	2	1	1	--	--	--	--	--	--	W	24-10
10/17	Seattle	S	1	1	0	0.5/2.5	1/27	1	--	--	--	W	30-20
10/24	N.Y. Jets	S	3	2	1	--	--	--	--	--	--	W	13-7
10/31	at Pittsburgh	S	4	2	2	--	--	--	--	--	--	L	20-34
11/07	at St. Louis	S	4	2	2	1.0/0.0	--	1	1	--	--	W	40-22
11/14	Buffalo	S	4	3	1	1.0/0.0	--	--	1	--	--	W	29-6
11/22	at Kansas City	S	5	4	1	1.0/10.0	--	--	--	--	--	W	27-19
11/28	Baltimore	S	2	2	0	--	--	--	--	--	--	W	24-3
12/05	at Cleveland	S	5	5	0	1.0/13.0	--	--	--	--	--	W	42-15
12/12	Cincinnati	S	6	3	3	--	--	--	1	--	--	L	25-28
12/20	at Miami	S	6	3	3	1.0/3.0	--	1	--	--	--	W	38-29
12/26	at N.Y. Jets	S	2	2	0	--	--	--	--	--	--	W	23-7
01/02	San Francisco	S	4	4	0	1.0/6.0	--	--	--	--	--	W	21-7



JOSH MILLER

PUNTER



SUPER BOWLS: 04

6-4 ★ 225 lbs ★ Born 7/14/70 ★ Exp. (NFL/Patriots): 10/2
GP/GS (Playoffs): 138/0 (9/0) ★ Acq: FA (PIT)-04 ★ Arizona ★ Rockaway, N.Y.

CAREER TRANSACTIONS

Josh Miller was signed by the Patriots as a veteran free agent on March 15, 2004 ... Played for the Baltimore Stallions of the Canadian Football League from 1994-95 and was signed into the NFL by the Seattle Seahawks in the spring of 1996 ... Released by Seattle and signed by the Pittsburgh Steelers as a free agent (08/14/96) ... Placed on injured reserve (12/19/02) ... Released by the Steelers (03/06/04).

CAREER HIGHLIGHTS

Career GP/GS: 138/0 (9/0)

★ Miller sealed the Patriots' Super Bowl XXXIX victory by pinning the Eagles deep in their own territory with a 32-yard punt that was downed at the Philadelphia 4-yard line with 46 seconds remaining in the fourth quarter.

★ Miller has played in 138 games in his nine-year career and enters the 2005 season having punted 628 times for 26,897 yards, good for an average of 42.8 yards per kick.

★ Miller has shown a knack for placing his punts deep in his opponents' territory, placing 213 career punts inside the 20-yard line, with just 72 career touchbacks.

★ Miller's consistency as a holder helped Adam Vinatieri set a franchise record by hitting an NFL-best 93.9 percent of his field goals (31-of-33) in 2004. Including a 48-for-48 performance on extra punts, the trio of Miller, Vinatieri and long snapper Lonie Paxton produced 79 successful kicks in 81 attempts (97.5 percent).

★ Miller's best statistical season to date was the 1999 season, when he was selected as a Pro Bowl alternate, averaging 45.2 yards per kick and gaining a net average of 38.1 yards. Both his net and gross averages ranked third in the NFL and second in the AFC.

★ In 2000, Miller placed 34 of his 90 punts inside the 20-yard line, tying his career high (1998) and finishing second in the NFL.

★ Miller led the NFL in 1998 by placing 34 of his 81 punts inside the 20-yard line.

★ Miller boomed a career-long 75-yard punt at Jacksonville in 1999, tying him for the second-longest punt in Steelers history.

★ Miller played for two seasons with the Baltimore Stallions of the Canadian Football League (1994-95), and led the CFL in punting average in each of his years in the league.

SEASONAL REVIEWS

2004 (16/0, 3/0): Punted 56 times for 2,350 yards (42.0-yard avg.), his highest average in three seasons ... Nailed a 50-yard punt with his first kick in a Patriots uniform against Indianapolis (9/9) ... Boomed a season-best 69-yard punt from his own end zone in the fourth quarter of the Patriots' AFC East clinching 35-28 victory over Cincinnati (12/12/04). **Indianapolis (9/9):** Boomed a 50-yard punt with his first kick in a Patriots uniform ... Nailed a 52-yard punt from deep in Patriots territory to push back the Colts offense late in the fourth quarter.

Arizona (9/19): Booted three punts for 137 yards (45.7 avg.), including two that were downed inside the 20-yard line ... Backed the Cardinals deep into their own territory with a 53-yard punt that was downed at the 4-yard line. **Buffalo (10/3):** Punted four times for 198 yards (49.5 avg.) ... Backed the Bills deep in their own territory with a 37-yard punt that was downed at the Bills 2-yard line ... Nailed a 61-yard punt that changed the field position battle in the fourth quarter. **Miami (10/10):** Booted five punts for 216 yards (43.2 avg.). **N.Y. Jets (10/24):** Punted three times for 110 yards (36.7 avg.), with all three punts landing inside the 20-yard line. **Pittsburgh (10/31):** Registered three punts for 157 yards (52.3 avg.) while placing one kick inside the 20-yard line against the Steelers. **St. Louis (11/7):** Tallied two punts for 91 yards (45.5 avg.). **Buffalo (11/14):** Punted three times for 140 yards (46.7 avg.). **Kansas City (11/22):** Punted twice for 87 yards ... Placed his punts perfectly and did not allow return specialist Dante Hall to gain a yard on either of his two punt returns. **Cincinnati (12/12):** Punted three times for 162 yards (54.0 avg.) ... Nailed a season-best 69-yard punt from his own end zone in the fourth quarter. **Miami (12/20):** Registered four punts for 171 yards (42.8 avg.), including two inside the 20-yard line. **N.Y. Jets (12/26):** Punted

four times for 147 yards (36.8-yard avg.) with two punts inside the 20-yard line. **San Francisco (1/2):** Punted four times for 153 yards ... Dropped two punts inside the 49ers' 5-yard line ... Pinned the 49ers at their own 1-yard line with a 39-yard punt ... Booted a 45-yard punt that was downed at the 49ers' 4-yard line. **Indianapolis (1/16):** Punted five times for 195 yards (39.0 avg.) in the divisional play-

offs ... Boomed a 52-yard punt that bounced into the Colts end zone in the first quarter ... Pinned the Colts at their own 5-yard line with a 29-yard punt in

EXTRA POINTS

● Josh began his pro football career in the Canadian Football League, playing for two seasons with the Baltimore Stallions from 1994-95. In each of his years in the CFL, he led the league in punting and was selected to the first team all-league.

the fourth quarter. **Philadelphia (2/6):** Recorded seven punts for 316 yards (45.1 avg.), including three that were dropped inside the 20-yard line in the Patriots' 24-21 victory over the Eagles in Super Bowl XXXIX ... Boomed a 48-yard punt down to the Eagles 7-yard line ... Pinned the Eagles deep in their own territory and helped thwart a Philadelphia comeback with a 32-yard punt that was downed at the Philadelphia 4-yard line with 46 seconds remaining in the fourth quarter.

2003 (16/0 – Pittsburgh): Miller produced another solid season, averaging 41.9 yards (3,521 total) on 84 punts ... Compiled a 36-yard net average with 27 punts inside the 20-yard line ... Completed the first pass of his pro career on a fake punt that resulted in an 81-yard touchdown in the season finale. **Kansas City (9/14):** Averaged 43.2 yards (216 total) on five punts, including one inside the 20-yard line ... Had a net average of 30.8 yards. **Tennessee (9/28):** Punted just three times for 120 yards, a 40-yard average ... Nailed two of his three punts inside the 20-yard line. **Cleveland (10/5):** Averaged 42.8 yards on five punts (214 total yards). **Denver (10/12):** Averaged 46.7 yards on seven punts, including a long of 54 yards. **St. Louis (10/26):** Averaged 43 yards on six punts ... Nailed a season-high four punts inside the 20-yard line. **Arizona (11/9):** Averaged 39.4 yards (276 total) on seven punts with an outstanding 38.3 net average ... Also placed three punts inside the 20-yard line. **Cleveland (11/23):** Averaged 46 yards on nine punts, including a 38.6 net average ... Nailed two punts inside the Browns' 20-yard line. **Cincinnati (11/30):** Averaged 55.3 yards on three punts (166 total yards) ... Had a season long of 69 yards. **Oakland (12/7):** Placed three punts inside the 20-yard line and produced a net punting average of 38 yards. **N.Y. Jets (12/14):** Tied his season high by nailing four of five kicks inside the 20-yard line. **Baltimore (12/28):** Completed the first pass attempt of his pro career for an 81-yard touchdown to Chris Hope on a fake punt ... Punted eight times for a 41-yard average ... Had a net of 35.4 yards and nailed three punts inside the 20-yard line.

2002 (14/0 – Pittsburgh): Averaged 41.2 yards on 55 punts, including a season-best 62-yard kick ... Placed 14 punts inside the 20-yard line. **Oakland (9/15):** Punted six times for 276 yards and an impressive 46-yard average ... Had a long of 53 yards. **Cleveland (9/29):** Had a solid day, averaging 42.3 yards on four punts (169 yards), including a long of 62 yards. **New Orleans (10/6):** Punted four times for a 47.3-yard average, including a long of 52 yards. **Baltimore (10/27):** Averaged 43.8 yards on four punts, including a long of 51 yards. **Atlanta (11/10):** Punted five times for 221 yards and a 44.2-yard average ... Nailed two punts inside the 20-yard line. **Cincinnati (11/24):** Punted just three times for a solid net-punting average of 38 yards ... Placed two punts inside the 20-yard line ... Averaged 41.7 yards. **Carolina (12/15):** Nailed a season-high three punts inside the 20-yard line.

2001 (16/0, 2/0 – Pittsburgh): Averaged 42.5 yards on 59 punts, including a long of 64 ... Produced a 34.9-yard net average, while nailing 23 punts inside the 20-yard line. **Jacksonville (9/9):** Averaged 35.5 yards on two punts (71 yards), including a long of 56. **Kansas City (10/14):** Punted five times for 221 yards, a 44.2-yard average ... Had a long punt of 60 yards. **Tennessee (10/29):** Punted three times for 135 yards for a 45.0-

yard average ... Placed two punts inside the 20-yard line. **Baltimore (11/4):** Had an excellent day, punting five times for a 52.4-yard average (262 yards) ... Boomed a season-long 64 yard punt. **Cleveland (11/11):** Had an effective day, punting four times for a 46.8-yard average (187 yards). **Jacksonville (11/18):** Averaged an impressive 45.9 yards on eight punts (367 yards) and placed five of his eight punts inside the 20-yard line. **Tennessee (11/25):** Averaged 42 yards on four punts (168 total yards), including a long of 52. **Cincinnati (12/30):** Punted six times for a 38-yard average ... Placed four of his six punts inside the 20-yard line ... Had an impressive net of 36.8 yards. **Cleveland (1/6):** Hit three of his five punts inside the 20-yard line ... Averaged 41.6 yards on five punts, including a long of 51. **New England (1/27):** Punted six times for 258 yards for a 43-yard average in the AFC Championship Game, including a long of 53 yards.

2000 (16/0 – Pittsburgh): Finished seventh in the AFC in punting with an average of 43.8 yards ... Finished second in the NFL in punts inside the 20-yard line with 34, which tied a career high. **Baltimore (9/3):** Averaged an impressive 50.8 yards (305 total) on six punts. **Cleveland (9/17):** Nailed three kicks inside the five-yard line (2, 3 and 4). **Tennessee (9/24):** Had another solid day, averaging 48 yards on seven punts (336 total yards) ... Also nailed three punts inside the 20-yard line. **Jacksonville (10/1):** Averaged 51 yards on two punts with one inside the 20-yard line. **Cincinnati (10/15):** Punted a team-record 12 times for 526 yards for a 43.8 average ... Placed a season-high six punts inside the 20-yard line ... Booted six of his 12 punts more than 50 yards and five more than 55 yards with a long of 59 ... Had an impressive 38.8-yard net-punting average. **Cleveland (10/22):** Punted five times for 227 yards and a 45.4 average ... Nailed three punts inside the 20-yard line ... Had a long of 57 yards. **Baltimore (10/29):** Had a season-long punt of 67 yards. **Tennessee (11/5):** Punted six times for 274 yards, a 45.7-yard average ... Had a long of 51 yards. **Jacksonville (11/19):** Averaged 46 yards on four punts (184 total yards) ... Also nailed two punts inside the 20-yard line ... Produced a net average of 44.3 yards, a season high. **Cincinnati (11/26):** Averaged 41 yards on four punts with one inside the 20-yard line ... Produced a net of 41 yards. **Oakland (12/3):** Averaged 43 yards on seven punts (301 total yards) ... Placed four punts inside the 20-yard line ... Had a long of 57 yards. **N.Y. Giants (12/10):** Averaged 45 yards on three punts (135 total yards). **San Diego (12/24):** Punted six times for a 46.3-yard average (278 total yards).

1999 (16/0 – Pittsburgh): Selected as an alternate to the Pro Bowl ... Finished third in the NFL (second in the AFC) with a 38.1 net-punting average ... Was tied for third in the NFL and second in the AFC with a 45.2-yard average ... Nailed 27 punts inside the 20-yard line ... Surpassed 10,000 punt yards for his career. **Seattle (9/26):** Had a spectacular day, punting five times for 280 yards, good for an impressive 56-yard average ... Had a long of 68 yards. **Jacksonville (10/3):** Punted six times for 266 yards, a 44.3-yard average ... Had a long of 56 yards. **Atlanta (10/25):** Performed superbly in the Steelers' 13-9 victory on Monday Night Football ... Averaged 45.7 yards on six punts (274 total yards) and also nailed two punts inside the 20-yard line and had a long punt of 60 yards. **San Francisco (11/7):** Had a very solid and effective day for the Steelers despite the extreme adverse

weather conditions at 3Com Park ... Averaged 41.8 yards per punt, punting five times for 209 yards, including a long of 53 yards. **Tennessee (11/21):** Had an outstanding day punting, averaging 52.8 yards on four punts (211 total yards), with a long of 62 yards ... Compiled a net-punting average of 49.3 yards. **Jacksonville (12/2):** Produced another splendid effort, averaging 52.7 yards on six punts (316 total yards), including a career-long 75-yarder ... tied for the second-longest punt in Steelers history with his 75-yard boot, which just missed being downed at the one-foot line. **Baltimore (12/12):** Averaged 42.7 yards (299) on seven punts with a long of 50 ... Also nailed four of his punts inside the 20-yard line ... Helped the team compile a solid 39.9-yard net punting average.

1998 (16/0 - Pittsburgh): Led the NFL with a career-high 34 punts inside the 20-yard line ... Finished 11th in the NFL in net punting average (36.8 yards). **Baltimore (9/6):** Punted four times for 176 yards for a 44-yard average in the season-opener ... Nailed a 68-yard punt to the Baltimore 4-yard line with 27 seconds left in the game to help preserve the Steelers win. **Chicago (9/13):** Averaged a career-high 51.1 yards a punt on eight punts ... Booted two kicks of 60 or more yards and five punts of 50 or more yards. **Miami (9/20):** Averaged 48.9 yards on nine punts (440 yards), including a booming 73-yard punt in the third quarter ... Also nailed four punts inside the Dolphins 20-yard line. **Cincinnati (10/11):** Punted just two times for an impressive 49-yard average (98 total yards) ... Placed a punt at the 1-yard line in the fourth quarter that helped set up Norm Johnson's 40-yard field goal ... Booted a long of 57 yards. **Tennessee (11/15):** Punted four times for 152 yards and a 38-yard average ... Nailed all four of his punts inside the 20-yard line ... Held the Oilers to minus-five yards in punt returns. **Detroit (11/26):** Continued his outstanding season, punting five times for 221 yards and a 44.2-yard average. **Tampa Bay (12/13):** Punted just four times for a 45.3-yard average (181 yards) ... Nailed two punts inside the 20-yard line. **Cincinnati (12/20):** Averaged 35.5 yards on eight punts but placed a season-high seven boots inside the 20-yard line ... Also had two punts downed inside the 10-yard line.

1997 (16/0, 2/0 - Pittsburgh): Had a solid season, averaging 42.6 yards (2,729 total) on 64 punts ... Accumulated a net average of 35.0 ... Also nailed 17 kicks inside the opposing teams' 20-yard line ... Had one of his best games at Baltimore, compiling a season and career-high 50.5-yard punting average, including kicks of 63 and 53 yards ... Resulted in a net average of 41.3 yards ... Had another big game in the season-opener versus Dallas (08/31) despite punting a regular season-high eight times ... Averaged 46.9 yards a punt in that game and had four punts of 50 or more yards and three punts longer than 55 yards ... Had 16 of his 64 punts travel more than 50 yards ... Also had one for 63 yards and a season-long 72-yarder versus Jacksonville (10/26) ... Averaged 35.5 yards a kick in the two postseason games ... Punted a season-high nine times against New England (01/03), averaging 32.7 yards a kick and nailed four punts inside the opponent's 20-yard line.

1996 (12/0 - Pittsburgh): Played 12 games for Steelers after signing as a free agent ... Finished season with 41.0 average and 33.6 net ... Had average lowered by the fact 17 of his 55 punts (30 percent) were made from inside opponent's 50-yard line ... Opened season with six punts for 237 yards (39.5 avg.) at Jacksonville (09/01) ...

Had his progress hampered by inguinal hernia injury in Week 3 ... Was inactive for Games 4-7 and was replaced by Shayne Edge ... Had an impressive return, averaging a then career-high 50.3 yards a punt and a 42.5 net on four punts in his first game back from hernia surgery at Atlanta (10/25) ... Nailed a season-best four of six punts inside the 20-yard line versus Jacksonville (11/17) ... Punted three times, including 59-yarder for second-highest average of 49.7 yards at Miami (11/25) ... Booted five punts (46.6 avg.) and season long of 61 yards versus San Diego (12/08) ... Had a then career-high eight punts at Carolina (12/22) ... Kicked at least one punt longer than 50 yards in six of the final nine games ... Played in both postseason games ... Had two punts, including 59-yarder versus Indianapolis (12/29) ... Averaged 42.0 yards on nine punts at New England (01/05)

1995 (18/0 - CFL: Baltimore Stallions): Played 18 games for the Baltimore Stallions of the Canadian Football League, averaging 47.7 yards with a 42.2-yard net on 118 punts ... Handled 57 kickoffs with an average of 58.1 yards per attempt and a long kick of 69 yards ... Earned Southern All-Star and CFL All-Star honors ... Led CFL in punting average for second straight year.

1994 (18/0 - CFL: Baltimore Stallions): Played 18 games and punted 117 times for 42.9 gross average (36.9-yard net) ... Selected to the Eastern and CFL All-Star squads ... Led league in punting average.

COLLEGE

Was a two-year letterman at Arizona after transferring from junior college ... Averaged 40.3 yards with a 38.0 net on 119 career punts, including 44 inside the 20-yard line ... Punted 74 times in 1992 for a 42.7 average (41.9-yard net) and nailed 24 kicks inside the 20 ... Named first-team PAC 10 and first-team All-America in 1993 ... Was a two-time All-Western State Football League pick as punter and kicker at Scottsdale Community College in Scottsdale, Arizona ... Graduated with degree in communications ... Handled both the placekicking and punting at Senior Bowl.

PERSONAL

Josh Miller was born on July 14, 1970 ... Lettered in football, basketball and track at East Brunswick High School in East Brunswick, N.J. ... Earned All-State honors in football and track ... Played wide receiver in addition to handling placekicking and punting ... Played guard on basketball team and was a decathlete in track ... Married (Angie) with a daughter, Olivia Ryan, (06/16/01) and son, Caleb Steele (05/03/03).

SINGLE-GAME CAREER HIGHS

Regular Season

Most Punts	12*	(10/15/00 vs. Cincinnati)
Most Punting Yardage	526	(10/15/00 vs. Cin., 12 punts)
Longest Pun	75	(12/02/99 at Jacksonville)
Most 50+ Punts	6	(10/15/00 vs. Cincinnati)

Postseason

Most Punts	9	(1/3/98 vs. N.E.; 01/5/97 at N.E.)
Most Punting Yardage	378	(01/05/97 at N.E., 9 punts)
Longest Punt	59	(12/29/96 vs. Indianapolis)

*Steelers Franchise Record

JOSH MILLER

Pos: P Ht: 6-4 Wt: 225 Year: 10th Acq: FA (PIT)-04 College: Arizona Born: 7/14/70

Regular Season		Punting										Rushing				
Year	Team	P/S	No.	Yds.	Avg.	Net	TB	In 20	Lg	Blk	No.	Yds.	Avg.	Lg	TD	
1996	Steelers	12/0	55	2,256	41.0	33.6	8	18	61	0	0	0	0.0	0	0	
1997	Steelers	16/0	64	2,729	42.6	35.0	11	17	72	0	1	-7	-7.0	-7	0	
1998	Steelers	16/0	81	3,530	43.6	36.8	12	34	73	0	0	0	0.0	0	0	
1999	Steelers	16/0	84	3,795	45.2	38.1	10	27	75	0	2	-9	-4.5	0	0	
2000	Steelers	16/0	90	3,944	43.8	37.5	8	34	67	1	1	0	0.0	0	0	
2001	Steelers	16/0	59	2,505	42.5	34.9	5	23	64	1	1	0	0.0	0	0	
2002	Steelers	14/0	55	2,267	41.2	32.5	5	14	62	1	0	0	0.0	0	0	
2003	Steelers	16/0	84	3,521	41.9	36.0	8	27	72	1	0	0	0.0	0	0	
2004	Patriots	16/0	56	2,350	42.0	33.7	5	19	69	0	0	0	0.0	0	0	
Totals - 9 years		138/0	628	26,897	42.8	35.7	72	213	75	4	5	-16	-3.2	0	0	
Postseason		Punting										Rushing				
Year	Team	P/S	No.	Yds.	Avg.	Net	TB	In 20	Lg	Blk	No.	Yds.	Avg.	Lg	TD	
1996	Steelers	2/0	11	461	41.9	35.0	0	2	59	0	0	0	0.0	0	0	
1997	Steelers	2/0	13	462	35.5	32.2	0	4	51	0	0	0	0.0	0	0	
2001	Steelers	2/0	12	500	41.7	25.1	1	4	53	0	0	0	0.0	0	0	
2004	Patriots	3/0	16	672	42.0	35.8	2	6	52	0	0	0	0.0	0	0	
Totals - 4 years		9/0	52	2,095	40.3	32.3	3	16	59	0	0	0	0.0	0	0	

ADDITIONAL STATISTICS

Passing -- 2003: 1 att, 1 cmp, 81 yds, 1 TD, 158.3 Rating (12/28/03).

MILLER'S CAREER GAME BY GAME

1996	Opponent	No	Yds	Avg	TB	In 20	Lg	B	W/L Score	12/13	at Tampa Bay	4	181	45.3	0	2	49	0	L	3-16																	
09/01	at Jacksonville	6	237	39.5	2	1	--	0	L 9-24	12/20	Cincinnati	8	284	35.5	0	7	48	0	L	24-25																	
09/08	Baltimore	2	76	38.0	1	1	--	0	W 31-17	12/28	at Jacksonville	4	164	41.0	0	1	50	0	L	3-21																	
09/16	Buffalo	3	78	2.0	0	1	--	0	W 24-6	1998 Totals										81	3,530	43.6	12	34	73	0	7-9										
09/29	Houston								W 30-16	1999	Opponent	No	Yds	Avg	TB	In 20	Lg	B	W/L Score	09/12	at Cleveland	1	35	35.0	0	0	35	0	W 43-0								
10/07	at Kansas City								W 17-7	09/19	at Baltimore	9	414	46.0	1	0	53	0	W 23-20	09/26	Seattle	5	280	56.0	1	2	68	0	L 10-29								
10/13	Cincinnati								W 20-10	10/03	Jacksonville	6	266	44.3	0	1	56	0	L 3-17	10/10	at Buffalo	6	239	39.8	0	3	48	0	L 21-24								
10/20	at Houston								L 13-23	10/17	at Cincinnati	7	301	43.0	0	1	58	0	W 17-3	10/25	Atlanta	6	274	45.7	1	2	60	0	W 13-9								
10/27	at Atlanta	4	201	50.3	1	1	--	0	W 20-17	11/7	at San Francisco	5	209	41.8	1	2	53	0	W 27-6	11/14	Cleveland	6	240	40.0	2	2	53	0	L 15-16								
11/03	St. Louis	5	190	38.0	1	1	--	0	W 42-6	11/21	at Tennessee	4	211	52.8	0	1	62	0	L 10-16	11/28	Cincinnati	4	186	46.5	0	2	59	0	L 20-27								
11/10	at Cincinnati	3	128	42.7	0	0	--	0	L 24-34	12/02	at Jacksonville	6	316	52.7	0	4	75	0	L 6-20	12/12	Baltimore	7	299	42.7	1	4	50	0	L 24-31								
11/17	Jacksonville	6	239	39.8	0	4	--	0	W 28-3	12/18	at Kansas City	5	203	40.6	0	2	53	0	L 19-35	12/26	Carolina	4	172	43.0	0	2	53	0	W 30-20								
11/25	at Miami	3	149	49.7	0	2	--	0	W 24-17	01/02	Tennessee	3	150	50.0	0	2	55	0	L 27-36	1999 Totals										84	3,795	45.2	10	27	75	0	6-10
12/01	at Baltimore	6	242	40.3	0	2	--	0	L 17-31	2000	Opponent	No	Yds	Avg	TB	In 20	Lg	B	W/L Score	09/03	Baltimore	6	305	50.8	1	0	63	0	L 0-16								
12/08	San Diego	5	233	46.6	2	1	--	0	W 16-3	09/17	at Cleveland	4	155	38.8	0	3	49	0	L 20-23	09/24	Tennessee	7	336	48.0	0	3	57	0	L 2-23								
12/15	San Francisco	4	167	41.8	0	2	--	0	L 15-25	10/01	at Jacksonville	2	102	51.0	1	1	57	1	W 24-13	10/08	at N.Y. Jets	5	165	33.0	1	2	43	0	W 20-3								
12/22	Carolina	8	316	39.5	1	2	--	0	L 14-18	10/15	Cincinnati	12	526	43.8	1	6	59	0	W 15-0	10/22	Cleveland	5	227	45.4	0	3	57	0	W 22-0								
1996 Totals										10/29	at Baltimore	7	278	39.7	1	2	67	0	W 9-6	11/05	at Tennessee	6	274	45.7	0	1	51	0	L 7-9								
1997	Opponent	No	Yds	Avg	TB	In 20	Lg	B	W/L Score	11/12	Philadelphia	7	297	42.4	1	1	52	0	L at 23-26	11/19	Jacksonville	4	184	46.0	0	2	62	0	L 24-34								
08/31	Dallas	8	375	46.9	3	3	--	0	L 7-37	11/26	at Cincinnati	4	164	41.0	0	1	54	0	W 48-28	12/03	Oakland	7	301	43.0	1	4	57	0	W 21-20								
09/07	Washington	2	78	39.0	1	1	--	0	W 14-13	12/10	at N.Y. Giants	3	135	45.0	0	1	48	0	L 10-30	12/16	Washington	5	217	43.4	1	2	53	0	W 24-3								
09/22	at Jacksonville	2	78	39.0	2	9	--	0	L 21-30	12/24	at San Diego	6	278	46.3	0	2	54	0	W 34-21	2000 Totals										90	3,944	43.8	8	34	67	1	9-7
09/28	Tennessee	2	78	39.0	0	0	--	0	W 37-24	2001	Opponent	No	Yds	Avg	TB	In 20	Lg	B	W/L Score	09/09	at Jacksonville	2	71	35.5	0	0	56	0	L 3-21								
10/05	at Baltimore	4	202	50.5	0	2	--	0	W 42-34	09/30	at Buffalo	4	169	42.3	2	1	51	0	W 20-3	10/07	Cincinnati	2	69	34.5	0	0	40	0	W 16-7								
10/12	Indianapolis	3	117	39.0	1	0	--	0	W 24-22	10/14	at Kansas City	5	221	44.2	0	0	60	1	W 20-17	10/21	at Tampa Bay	2	76	38.0	0	1	39	0	W 17-10								
10/19	at Cincinnati	3	127	42.3	0	1	--	0	W 26-10	10/29	Tennessee	3	135	45.0	0	2	56	0	W 34-7	11/04	Baltimore	5	262	52.4	1	1	64	0	L 10-13								
10/26	Jacksonville	5	213	42.6	0	1	--	0	W 23-17	11/11	at Cleveland	4	187	46.8	0	2	61	0	W at 15-12	11/18	Jacksonville	8	367	45.9	1	5	55	0	W 20-7								
11/03	at Kansas City	7	310	44.3	2	2	--	0	L 10-13																												
11/09	Baltimore	6	188	31.3	0	2	--	0	W 37-0																												
11/16	Cincinnati	3	132	44.0	0	0	--	0	W 20-3																												
11/23	at Philadelphia	2	73	36.5	0	1	--	0	L 20-23																												
11/30	at Arizona	5	234	46.8	2	1	--	0	W 26-20																												
12/07	Denver	3	136	45.3	0	0	--	0	W 35-24																												
12/13	at New England	5	215	43.0	0	2	--	0	W 24-21																												
12/21	at Tennessee	4	161	40.3	0	1	--	0	L 6-16																												
1997 Totals		64	2,726	42.6	11	17	0	11-5																													
1998	Opponent	No	Yds	Avg	TB	In 20	Lg	B	W/L Score																												
09/06	at Baltimore	4	176	44.0	0	1	--	0	W 20-13																												
09/13	Chicago	8	409	51.1	2	1	--	0	W 17-12																												
09/20	at Miami	9	440	48.9	3	4	60	0	L 0-21																												
09/27	Seattle	5	209	41.8	1	3	55	0	W 13-10																												
10/11	at Cincinnati	2	98	49.0	0	1	57	0	L 20-25																												
10/18	Baltimore	6	256	42.7	1	1	54	0	W 16-6																												
10/26	at Kansas City	6	278	46.3	1	2	55	0	W 20-13																												
11/01	Tennessee	2	108	54.0	1	1	55	0	L 31-41																												
11/09	Green Bay	2	88	44.0	0	0	55	0	W 27-10																												
11/15	at Tennessee	4	152	38.0	0	4	49	0	L 14-23																												
11/22	Jacksonville	7	258	36.9	0	3	48	0	W 30-15																												
11/26	at Detroit	5	221	44.2	3	1	58	0	L at 16-19																												
12/06	New England	5	208	41.6	0	2	58	0	L 9-23																												

MILLER'S CAREER GAME BY GAME (CONT.)

2001	Opponent	No	Yds	Avg	TB	In	20	Lg	B	W/L	Score
11/25	at Tennessee	4	168	42.0	0	0	52	0	W	34-24	
12/02	Minnesota	4	153	38.3	0	2	43	0	W	21-16	
12/09	N.Y. Jets	2	69	34.5	0	1	35	0	W	18-7	
12/16	at Baltimore	2	83	41.5	0	0	45	0	W	26-21	
12/23	Detroit	1	39	39.0	0	1	39	0	W	47-14	
12/30	at Cincinnati	6	228	38.0	0	4	48	0	L	23-26	
01/06	Cleveland	5	208	41.6	1	3	51	0	W	28-7	
2001 Totals		59	2,505	42.5	5	23	64	1		13-3	
01/20	Baltimore	6	242	40.3	1	2	47	0	W	27-10	
01/27	New England	6	258	43.0	0	2	53	0	L	17-24	
2001 Postseason		12	500	41.7	1	4	53	0		1-1	
2002	Opponent	No	Yds	Avg	TB	In	20	Lg	B	W/L	Score
09/09	at New England	5	197	39.4	1	1	54	0	L	14-30	
09/15	Oakland	6	276	46.0	1	1	53	0	L	17-30	
09/29	Cleveland	4	169	42.3	0	1	62	1	W	41-13	
10/06	at New Orleans	4	189	47.3	0	0	52	0	L	29-32	
10/13	at Cincinnati	2	65	32.5	1	0	33	0	W	34-7	
10/21	Indianapolis	2	96	48.0	0	0	53	0	W	28-10	
10/27	at Baltimore	4	175	43.8	1	1	53	0	W	31-18	
11/03	at Cleveland	3	127	42.3	0	1	49	0	W	23-20	
11/10	Atlanta	5	221	44.2	0	2	57	0	T	34-34	
11/17	at Tennessee	4	155	38.8	0	1	52	0	L	23-31	
11/24	Cincinnati	3	125	41.7	0	2	50	0	W	29-21	
12/01	at Jacksonville	1	53	53.0	1	0	53	0	W	25-23	
12/08	Houston	6	207	34.5	0	1	39	0	L	6-24	
12/15	Carolina	6	212	35.3	0	3	53	0	W	30-14	
12/23	at Tampa Bay									W 17-7	
12/29	Baltimore									W 34-31	
2002 Totals		55	2,267	41.2	5	14	62	1		10-5-1	
01/05	Cleveland									W 36-33	
01/11	at Tennessee									L 31-34	
2003	Opponent	No	Yds	Avg	TB	In	20	Lg	B	W/L	Score
09/09	Indianapolis	3	142	47.3	40.7	0	0	52	0	W	27-24
09/19	at Arizona	3	137	45.7	39.0	1	2	53	0	W	23-12
10/03	at Buffalo	4	198	49.5	39.0	1	1	61	0	W	31-17
10/10	Miami	5	216	43.2	35.0	0	0	51	0	W	24-10
10/17	Seattle	2	81	40.5	40.5	0	2	52	0	W	30-20
10/24	N.Y. Jets	3	110	36.7	35.0	0	3	40	0	W	13-7
10/31	at Pittsburgh	3	157	52.3	42.3	1	1	55	0	L	20-34
11/07	at St. Louis	2	91	45.5	44.0	0	0	50	0	W	40-22
11/14	Buffalo	3	140	46.7	23.3	0	0	51	0	W	29-6
11/22	at Kansas City	2	87	43.5	43.5	0	2	48	0	W	27-19
11/28	Baltimore	8	257	32.1	25.6	1	1	42	0	W	24-3
12/05	at Cleveland	3	101	33.7	23.0	1	1	40	0	W	42-15
12/12	Cincinnati	3	162	54.0	42.3	0	0	69	0	W	35-28
12/20	at Miami	4	171	42.8	21.0	0	2	52	0	L	28-29
12/26	at N.Y. Jets	4	147	36.8	32.3	0	2	41	0	W	23-7
01/02	San Francisco	4	153	38.3	35.8	0	2	45	0	W	21-7
2004 Totals		562	350	42.0	33.7	5	19	69	0	14-2	
01/16	Indianapolis	5	195	39.0	31.0	2	2	52	0	W	20-3
01/23	at Pittsburgh	4	161	40.3	30.3	0	1	49	0	W	41-27
02/06	* Philadelphia	7	316	45.1	42.4	0	3	50	0	W	24-21
2004 Postseason		16	672	42.0	35.8	2	6	52	0	3-0	



5-8 ★ 203 lbs ★ Born 4/4/77 ★ Exp. (NFL/Patriots): 6/1
GP/GS (Playoffs): 62/5 (5/0) ★ Acq: FA-05 ★ Southern California ★ South Torrance, Calif.

CAREER TRANSACTIONS:

Chad Morton was signed by the Patriots as a veteran free agent on June 21, 2005 ... Originally drafted by the New Orleans Saints in the fifth round (166th overall) of the 2000 NFL Draft ... Traded by the Saints to the N.Y. Jets in exchange for a 2002 sixth round pick and cornerback Earthwind Moreland (8/24/01) ... Signed by the Redskins as a restricted free agent from the Jets (04/07/03) ... Released by the Redskins (06/03/05).

CAREER HIGHLIGHTS

Career GP/GS: 62/5 (5/0)

★ During his five-year career,

Morton has returned 174 kickoffs for 4,172 yards (24.0 avg) and three touchdowns. He has also returned 79 punts for 710 yards (9.0 avg).

EXTRA POINTS

- Chad helped distribute over 2,000 lbs. of food and frozen turkeys at the annual Redskins Charitable Foundations food drive.
- Chad sprinted for the USC track team in 1996, 1998, and 1999.
- Chad received a Senior Recognition Award from USC in 1999, an honor based on leadership, service and academics.

★ In the 2002 season opener against Buffalo, Morton opened two kickoffs for touchdowns (98 and 96 yards). He became the fifth player in NFL history to return two kickoffs for scores in the same game (the first since 1994). He was also the first player to return a kickoff in regulation and overtime.

★ Morton's best rushing season came in 2003, when he rushed for 216 yards on 48 attempts (4.5 avg).

SEASONAL REVIEWS

2004 (6/0 – Washington): Played in six games before being placed on injured reserve with a knee injury. Returned 16 kickoffs for 358 yards (22.4 avg) and 13 punts for 80 yards (6.2 avg). **Tampa Bay (9/12):** Recorded two kickoff returns for 48 yards with a long of 28 ... Also had three punt returns for 18 yards. **NY Giants (9/19):** Recorded three punt returns for 26 yards with a long of 14 ... Also had five kickoff returns for 112 yards with a long of 49. **Dallas (9/27):** Recorded three punt returns for 18 yards ... Returned three kickoffs for 70 yards. **Cleveland (10/3):** Inactive (knee). **Baltimore (10/10):** Recorded two punt returns for 17 yards...One kickoff return for 24 yards. **Chicago (10/17):** Recorded three kickoff returns for 58 yards and two punt returns for one-yard. **Green Bay (10/31):** Returned two kickoffs for 46 yards with a long of 29 ... Injured his right knee in the first quarter and did not return.

2003 (15/2 –Washington): Posted 44 kickoff returns for 1,029 yards (sixth in the NFC) and a touchdown and 19 punt returns for 188 yards. He also had 48 carries for 216 yards and 15 catches for 187 yards and a touchdown. **NY Jets (9/4):** Had four kickoff returns for 89 yards and one punt return for 10 yards ... Also had six yards rushing on three carries. **Atlanta (9/14):** Returned four kickoffs for 73 yards. **NY (9/21):** Returned two punts for 30 yards ... Also had two kickoff returns for 47 yards ... Caught one pass for 27 yards. **New England (9/28):** Four kickoff returns for 72 yards...One reception for 30 yards. **Philadelphia (10/5):** Had a season best 154 yards six kickoff returns ... Also caught two passes for 24 yards. **Tampa Bay (10/12):** Returned two kickoffs for 59 yards and one punt return for 12 yards. **Buffalo (10/19):** Had eight carries for 35 yards ... Also returned three kickoffs for 53 yards. **Dallas (11/2):** Had his first start of the season at running back... Had two carries for 17 yards ... Caught two passes for 17 yards. **Carolina (11/16):** Returned four kickoffs for 86 yards. **Miami (11/23):** Rushed eight times for 47 yards ... Returned two kickoffs for 62 yards. **New Orleans (11/30):** Two receptions for 16 yards ... Three kickoff returns for 120 yards including a 94-yard touchdown. **NY Giants (12/7):** Had a season high 13 carries for 56 yards. **Dallas (12/14):** Returned three kickoffs for 56 yards...Rushed three times for 11 yards. **Chicago (12/21):** Caught two passes for 38 yards ... Also had three kickoff returns for 72 yards. **Philadelphia (12/27):** Returned four kickoffs for 86 yards.

2002 (16/0, 2/1 – N.Y. Jets): Morton had 58 kickoff returns for 1,509 yards (26.0 avg) and two touchdowns. Set a Jets team record and finished first in the AFC and fourth in the NFL. **Buffalo (9/8):** Returned two kickoffs for TDs (98 and 96 yards) ... Became the fifth player in the NFL to return two kickoffs for scores in the same game (the first since 1994) ... Also was the first player to return a kickoff in regulation and overtime. **New England (9/15):** Had another impressive outing, posting 171 yards on seven kickoff returns. **Miami (9/22):** Returned four kickoffs for 106 yards. **Jacksonville (9/29):** Had two kickoff returns for 50 yards. **Kansas City (10/6):** Had 110 yards on six kickoff returns. **Cleveland (10/27):** Returned four kickoffs for a total of 66 yards. **San Diego (11/3):** Had two kickoff returns for 66 yards. **Miami (11/10):** Returned three kickoffs for a total of 44 yards. **Detroit (11/17):** Had two kickoff returns for 59 yards. **Buffalo (11/24):** Returned three kickoffs for 106 yards.

Oakland (12/2): Had three kickoff returns for 69 yards. **Chicago (12/15):** Returned 3 kickoffs for 76 yards ... Also had two receptions for 13 yards. **New England (12/22):** Had four kickoff returns for 98 yards. **Green Bay (12/29):** Returned two kickoffs for 59 yards. **Indianapolis (1/4):** Had one kickoff return for 70 yards. **Oakland (1/12):** Returned two kickoffs for 63 yards.

2001 (9/0): Played in eight regular season games returning 13 punts for 113 yards and 12 kickoffs for 247 yards. **Indianapolis (9/9):** Returned four kickoffs for 69 yards ... Had two punt returns for 57 yards. **New England (9/23):** Two punt returns for 63 yards. **San Francisco (10/1):** Returned two kickoffs for 31 yards. **New Orleans (11/4):** Returned three punts for 36 yards. **Miami (11/18):** Had three punt returns for 10 yards. **New England (12/2):** Returned two punts for 6 yards. **Oakland (1/6):** Returned four kickoffs for 84 yards.

2000 (16/3, 2/0 – New Orleans Saints): Played in all 16 games with three starts, rushing 36 times for 136 yards and 30 catches for 213 yards ... Set the Saints rookie record in kickoff return yardage (1,029) and all-purpose yards (1,656) ranking second on New Orleans single-season list ... Morton returned 30 punts for 278 yards, sixth in the NFC, leading all rookies in the conference. **Detroit (9/9):** Accumulated 144 all-purpose yards in his first NFL game ... Returned six kickoffs for 105 yards in addition to six punt returns for 36 yards...Also had one reception for three yards. **San Diego (9/10):** Showed his versatility by contributing on returns and receiving ... Had a breakout performance with 138 yards on six kickoff returns ... Also returned four punts for 93 yards... Caught three passes for 11 yards. **Seattle (9/17):** Made his first start of his career at running back ... Carried the ball once for no yards ... Returned five kickoffs for 125 yards. **Philadelphia (9/24):** Had four kickoff returns for 68 yards. **Chicago (10/8):** Returned three kickoffs for 69 yards...Also had three punt returns for 25 yards. **Carolina (10/15):** Returned four punts for 27 yards ... Returned two kickoffs for 40 yards. **Atlanta (10/22):** Returned four kickoffs for 78 yards. **Arizona (10/29):** Returned three kickoffs for 57 yards ... Caught one pass for 21 yards. **Carolina (11/12):** Rushed six times for 33 yards ... Returned two kickoffs for 59 yards ... Caught one pass for four yards. **Oakland (11/19):** Made his second start of the season at running back and had 292 all-purpose yards ... Returned for a season best 145 yards on four kickoff returns ... Returned four punts for 40 yards ... Caught six passes for 62 yards ... Also rushed for 45 yards on five carries. **St. Louis (11/26):** Returned four kickoffs for 104 yards ... Rushed 12 times for 35 yards. **Denver (12/3):** Made his third start of the season at running back ... Carried three times for five yards ... Hauled in seven catches for 29 yards ... Returned two kickoffs for 25 yards. **San Francisco (12/10):** Caught three passes for 24 yards ... Ran for 11 yards on two carries. **Atlanta (12/17):** Grabbed three passes for 24 yards. **St. Louis (12/24):** Caught one pass for five yards. **St. Louis (12/30):** Returned three punts for 32 yards in the Wild Card Round ... Grabbed two passes for 34 yards. **Minnesota (1/6):** Accumulated 164 all-purpose yards in the divisional playoffs ... Had a career best 13 receptions for 106 yards ... Ran 25 yards on five carries ... Returned three punts for 33 yards.

COLLEGE

Morton starred at tailback, wide receiver, free safety, cornerback and returner at the University of Southern

California, finishing eighth on the school's all-time rushing list with 2,511 yards...Was named All-Pac 10 as a senior in 1999 after starting every game at tailback, leading the team with 262 carries for 1,141 yards and 15 TDs...In his junior year, he was an All-Pac 10 honorable mention when he started eight games at tailback...Finished ranked second on the Pac 10 rushing list with 985 yards on 199 carries...Returned two kickoff for a 58.0 yard average including one touchdown...As a sophomore, he earned the Bob Chandler Award (top underclass athlete/student/leader) in 1997...Moved from cornerback to free safety starting four games at that position...Recorded 25 tackles, one sack, two interceptions, two fumble recoveries and one forced fumble...As a redshirt freshman, rushed for 214 yards on 30 carries and one touchdown.

PERSONAL

Chad Morton was born April 4, 1977 in South Torrance, Calif. ... Attended South Torrance High School, where he played wide receiver and running back ... He is the younger brother of Kansas City Chiefs wide receiver Johnnie Morton.

SINGLE-GAME CAREER HIGHS

Kickoff Returns

Kickoff Returns:	7	Twice last at Oakland (12/2/02)
Kickoff Return Yards:	278	at Buffalo (9/8/02)
Kickoff Return Long:	98t	at Buffalo (9/8/02)
Kickoff Return touchdowns:	2	at Buffalo (9/8/02)

Punt Returns

Punt Returns:	6	Detroit (9/3/00)
Punt Return Yards:	93	at San Diego (9/10/00)
Punt Return Long:	51	at San Diego (9/10/00)

Rushing

Rushing Attempts:	13	at NY Giants (12/7/03)
Rushing Yards:	56	at NY Giants (12/7/03)

Receptions

Receptions:	13	at Minnesota (1/6/01)
Reception Yards:	106	at Minnesota (1/6/01)

CHAD MORTON

Pos: RB/KR Ht: 5-8 Wt: 203 Year: 6th Acq: FA-05 College: Southern Cal Born: 4/4/77

Regular Season			Rushing					Receiving					Punt Returns					Kick Returns						
Year	Team	P/S	ATT	Yds	Avg	Lg	TD	Rec	Yds	Avg	Lg	TD	PR	FC	Yds	Avg	Lg	TD	KR	Yds	Avg	Lg	TD	
2000	Saints	16/3	36	136	3.8	16	0	30	213	7.1	35	0	30	14	278	9.3	51	0	44	1029	23.4	68	0	
2001	Jets	9/0	0	0	-	-	0	0	0	-	-	0	13	7	113	8.7	33	0	12	247	20.6	33	0	
2002	Jets	16/0	4	8	2	6	0	3	19	6.3	8	0	4	4	51	12.8	21	0	58	1509	26	98t	2	
2003	Redskins	15/2	48	216	4.5	27	0	15	187	12.5	36t	1	19	16	188	9.9	28	0	44	1029	23.4	94t	1	
2004	Redskins	6/0	0	0	-	-	0	0	0	-	-	0	13	12	80	6.2	14	0	16	358	22.4	49	0	
Totals-5 years		62	88	360	4.1	27	0	48	419	8.7	36t	1	79	53	710	9	51	0	74	4172	24	98t	3	
Postseason			Rushing					Receiving					Punt Returns					Kick Returns						
Year	Team	P/S	Att	Yds	Avg	Lg	TD	Rec	Yds	Avg	Lg	TD	PR	FC	Yds	Avg	Lg	TD	KR	Yds	Avg	Lg	TD	
2000	Saints	2/0	7	30	4.3	9	0	15	140	9.3	23	0	6	2	65	10.8	17	0	0	0	-	0	0	
2001	Jets	1/0	0	0	-	-	0	0	0	-	-	0	0	0	0	-	0	0	5	154	30.8	46	0	
2002	Jets	2/0	1	3	3	3	0	0	0	-	0	0	0	0	0	-	0	0	3	133	44.3	70	0	
Totals-3 Years			5/0	8	33	4.1	9	0	15	140	9.3	23	0	6	2	65	10.8	17	0	8	287	35.9	70	0

MORTON'S CAREER GAME BY GAME

		Rushing						Receiving					Kick Returns					Punt Returns					
2000	Opponent	P/S	Att	Yds	Avg	Lg	TD	Rec	Yds	Avg	Lg	TD	No.	Yds	Avg	Lg	TD	No.	FC	Yds	Avg	Lg	TD
9/3	Detroit	p	0	0	-	-	0	1	3	3	3	0	4	105	26.2	45	0	6	0	36	6	17	0
9/10	at San Diego	p	1	1	1	1	0	3	11	3.7	11	0	6	138	23	34	0	4	0	93	23.2	51	0
9/17	at Seattle	S	1	-1	-1	-1	0	1	7	7	7	0	5	125	25	32	0	1	0	6	6	6	0
9/24	Philadelphia	p	0	0	-	-	0	0	0	0	0	0	4	68	17	19	0	3	3	9	3	11	0
10/8	at Chicago	p	3	-3	-1	2	0	0	0	0	0	0	3	69	23	30	0	3	1	25	8.3	11	0
10/15	Carolina	p	0	0	-	-	0	1	0	0	0	0	2	40	20	23	0	4	5	27	6.7	12	0
10/22	at Atlanta	p	0	0	-	-	0	0	0	0	0	0	4	78	19.5	24	0	1	1	13	13	13	0
10/29	at Arizona	p	0	0	-	-	0	1	21	21	21	0	3	57	19	27	0	2	0	12	6	12	0
11/5	San Francisco	p	1	3	3	3	0	1	14	14	14	0	1	16	16	16	0	1	2	6	6	6	0
11/12	at Carolina	p	6	33	5.5	15	0	1	4	4	4	0	2	59	29.5	32	0	1	1	11	11	11	0
11/19	Oakland	S	5	45	9	16	0	6	62	10.3	35	0	4	145	29	68	0	4	0	40	10	19	0
11/26	at St. Louis	p	12	35	2.9	10	0	2	12	6	9	0	4	104	26	36	0	0	0	0	0	0	0
12/3	Denver	S	3	5	1.7	4	0	7	29	4.1	11	0	2	25	12.5	16	0	0	0	0	0	0	0
12/10	at San Francisco	p	2	11	5.5	11	0	2	21	10.5	14	0	0	0	0	0	0	0	0	0	0	0	0
12/17	Atlanta	p	1	4	4	4	0	3	24	8	9	0	0	0	0	0	0	0	0	0	0	0	0
12/24	St. Louis	p	1	3	3	3	0	1	5	5	5	0	0	0	0	0	0	0	0	0	0	0	0
2000 Totals		16/3	36	136	3.8	16	0	30	213	7.1	35	0	44	1029	23.4	68	0	30	13	278	9.3	51	0
12/30	St. Louis	p	2	5	2.5	5	0	2	34	17	23	0	0	0	0	0	0	3	2	32	10.7	17	0
1/6	at Minnesota	p	5	25	5	9	0	13	106	8.2	18	0	0	0	0	0	0	3	0	33	11	13	0
2000 Postseason		2/0	7	30	4.3	9	0	15	140	9.3	23	0	0	0	0	0	0	6	2	65	10.8	17	0

MORTON'S CAREER GAME BY GAME (CONT.)

		Rushing						Receiving						Kick Returns						Punt Returns					
2001	Opponent	P/S	Att	Yds	Avg	Lg	TD	Att	Yds	Avg	Lg	TD	No.	Yds	Avg	Lg	TD	No.	FC	Yds	Avg	Lg	TD		
9/9	Indianapolis	p	0	0	0	-	-	0	0	0.0	-	-	4	69	17.3	32	0	2	0	57	28.5	33	0		
9/23	at New England	p	0	0	0	-	-	0	0	0.0	-	-	2	63	31.5	32	0	2	1	4	2	7			
10/1	San Francisco	p	0	0	0	-	-	0	0	0.0	-	-	2	31	15.5	22	0	0	1	0	-	-	0		
10/7	at Buffalo			Inactive				0	0	0.0	-	-	Inactive						Inactive						
10/14	Miami			Inactive				0	0	0.0	-	-	Inactive						Inactive						
10/21	St. Louis			Inactive				0	0	0.0	-	-	Inactive						Inactive						
10/28	at Carolina			Inactive				0	0	0.0	-	-	Inactive						Inactive						
11/4	at New Orleans	p	0	0	0	-	-	0	0	0.0	-	-	0	0	0	0	0	3	3	36	12	24	0		
11/11	Kansas City	p	0	0	0	-	-	0	0	0.0	-	-	0	0	0	0	0	1	0	0	0	0	0		
11/18	at Miami	p	0	0	0	-	-	0	0	0.0	-	-	0	0	0	0	0	3	0	10	3.3	6	0		
12/2	New England	p	0	0	0	-	-	0	0	0.0	-	-	0	0	0	0	0	2	1	6	3	6			
12/9	at Pittsburgh			Inactive																					
12/16	at Cincinnati			DNP																					
12/23	at Indianapolis	p	0	0	0	-	-	0	0	0.0	-	-	0	0	0	0	0	0	1	0	-	-	0		
12/30	Oakland	p	0	0	0	-	-	0	0	0.0	-	-	0	0	0	0	0	0	0	0	-	-	0		
2001 Totals		9/0	0	0	0	0	0	0	0	0.0	-	-	12	247	20.6	33	0	13	7	113	8.7	33	0		
1/6	at Oakland	p	0	0	0	-	-	0	0	0.0	-	-	5	154	30.8	46	0	0	0	0	0	0	0		
		Rushing						Receiving						Kick Returns						Punt Returns					
2002	Opponent	P/S	Att	Yds	Avg	Lg	TD	Rec	Yds	Avg	Lg	TD	No	Yds	Avg	Lg	TD	PR	FC	Yds	Avg	Lg	TD		
9/8	at Buffalo	p	1	-1	-1	-1	0	1	6	6	6	0	6	278	46.3	98t	2	0	0	0	-	-	0		
9/15	New England	p	0	0	0	-	-	0	0	-	-	0	7	171	24.4	33	0	0	0	0	-	-	0		
9/22	at Miami	p	0	0	0	-	-	0	0	-	-	0	4	106	26.5	31	0	0	0	0	-	-	0		
9/29	at Jacksonville	p	1	1	1	1	0	0	-	-	-	0	2	50	25	26	0	3	0	51	17	21	0		
10/6	Kansas City	p	0	0	0	-	-	0	0	-	-	0	6	110	18.3	27	0	0	1	0	-	-	0		
10/20	Minnesota	p	0	0	0	-	-	0	0	-	-	0	0	0	-	-	0	0	3	0	-	-	0		
10/27	Cleveland	p	0	0	0	-	-	0	0	-	-	0	4	66	16.5	33	0	0	0	0	-	-	0		
11/3	at San Diego	p	0	0	0	-	-	0	0	-	-	0	2	38	19	21	0	0	0	0	-	-	0		
11/10	Miami	p	0	0	0	-	-	0	0	-	-	0	3	44	14.7	17	0	0	0	0	-	-	0		
11/17	at Detroit	p	0	0	0	-	-	0	0	-	-	0	2	59	29.5	36	0	0	0	0	-	-	0		
11/24	Buffalo	p	0	0	0	-	-	0	0	-	-	0	3	106	35.3	42	0	0	0	0	-	-	0		
12/2	at Oakland	p	0	0	0	-	-	0	0	-	-	0	7	183	26.1	58	0	1	0	0	0	0	0		
12/8	Denver	p	0	0	0	-	-	0	0	-	-	0	3	69	23	25	0	0	0	0	-	-	0		
12/15	at Chicago	p	1	2	2	2	0	2	13	6.5	8	0	3	76	25.3	38	0	0	0	0	-	-	0		
12/22	at New England	p	0	0	0	-	-	0	0	-	-	0	4	98	24.5	32	0	0	0	0	-	-	0		
12/29	Green Bay	p	1	6	6	6	0	0	0	-	-	0	2	55	27.5	33	0	0	0	0	-	-	0		
2002 Totals		16/0	4	8	2	6	0	3	19	6.3	8	0	58	1509	26.98t	2	4	4	51	12.8	21	0			
1/4	Indianapolis	p	1	3	3	3	0	0	0	0	0	0	1	70	70	70	0	0	0	0	0	0	0		
1/12	Oakland	p	0	0	0	0	0	0	0	0	0	0	2	63	31.5	49	0	0	0	0	0	0	0		
2002 Postseason		2/0	1	3	3	3	0	0	0	0	0	0	3	133	44.3	70	0	0	0	0	0	0	0		
		Rushing						Receiving						Kick Returns						Punt Returns					
2003	Opponent	P/S	Att	Yds	Avg	Lg	TD	No.	Yds	Avg	Lg	TD	No.	Yds	Avg	Lg	TD	No.	FC	Yds	Avg	Lg	TD		
9/4	N.Y. Jets	p	3	6	2	6	0	1	5	5	5	0	4	89	22.3	10	0	1	3	10	10	10	0		
9/14	at Atlanta	p	1	0	0	0	0	0	0	-	-	0	4	73	18.3	5	0	1	3	5	5	5	0		
9/21	N.Y. Giants	p	0	0	0	-	-	1	27	27	27	0	2	47	32.5	15	0	2	3	30	15	28	0		
9/28	New England	p	0	0	0	-	-	1	30	30	30	0	4	72	18	9	0	1	0	9	9	9	0		
10/3	at Philadelphia	p	1	6	6	6	0	2	24	12	13	0	6	154	25.7	5.5	0	2	1	11	5.5	6	0		
10/12	Tampa Bay	p	0	0	0	-	-	0	0	-	-	0	2	59	29.5	12	0	1	1	12	12	12	0		
10/19	at Buffalo	p	8	35	4.4	8	0	0	0	-	-	0	3	53	17.12	8	0	4	1	51	12.8	20	0		
11/2	Dallas	S	6	37	6.2	15	0	2	17	8.5	10	0	0	0	0	15.5	0	2	1	31	15.5	18	0		
11/9	Seattle			Inactive																					
11/16	at Carolina	p	0	0	0	-	-	0	0	-	-	0	4	86	21.5	-	0	0	0	0	-	-	0		
11/23	at Miami	p	8	47	5.9	27	0	2	21	10.5	11	0	2	62	31	4	0	1	1	4	4	4	0		
11/30	New Orleans	S	1	1	1	1	0	2	16	8	8	0	3	120	40	4	1	1	1	4	4	4	0		
12/7	at NY Giants	p	13	56	4.3	21	0	0	0	-	-	0	0	0	0	0	0	1	1	0	0	0	0		
12/14	Dallas	p	3	11	3.7	5	0	0	0	-	-	1	3	56	18.7	0	0	1	1	0	0	0	0		
12/21	at Chicago	p	2	-2	-1	0	0	2	38	19	36t	0	3	72	24	20	0	1	1	20	20	20	0		
12/27	Philadelphia	p	2	19	9.5	10	0	2	9	4.5	6	0	3	86	21.5	1	0	1	1	1	1	1	0		
2003 Totals		5/2	48	216	4.5	27	0	15	187	12.5	36t	0	44	1029	23.4	94	1	19	16	188	9.9	28	0		
		Rushing						Receiving						Kick Returns						Punt Returns					
2004	Opponent	P/S	No.	Yds	Avg	Lg	TD	No.	Yds	Avg	Lg	TD	No.	Yds	Avg	Lg	TD	No.	FC	Yds	Avg	Lg	TD		
9/12	Tampa Bay	p	0	0	0	0	0	0	0	0	0	0	2	48	24	28	0	3	4	18	6	12	0		
9/19	at N.Y. Giants	p	0	0	0	0	0	0	0	0	0	0	5	112	22.4	49	0	3	1	26	8.7	14	0		
9/27	Dallas	p	0	0	0	0	0	0	0	0	0	0	3	70	23.3	28	0	3	1	18	6	9	0		
10/3	at Cleveland			Inactive																					
10/10	Baltimore	p	0	0	0	0	0	0	0	0	0	0	1	24	24	24	0	2	3	17	8.5	11	0		
10/17	at Chicago	p	0	0	0	0	0	0	0	0	0	0	3	58	19.3	23	0	2	3	1	0.5	4	0		
10/31	Green Bay	p	0	0	0	0	0	0	0	0	0	0	2	46	23	29	0	0	0	0	-	-	0		
11/7	Detroit			Inactive																					
11/14	Cincinnati			Placed on IR																					
2004 Totals		6/0	0	0	0	0	0	0	0	0	0	0	16	358	22.4	49	0	13	12	80	6.2	14	0		



6-2 ★ 305 lbs ★ Born 6/6/80 ★ Years NFL/Patriots: 3/3
GP/GS (Playoffs): 10/0 (3/0) ★ Acq: FA-03 ★ Purdue ★ Cleveland, Ohio

Pronounced: Merch-KOWSKI

CAREER TRANSACTIONS

Gene Mruczowski was signed by the Patriots as a rookie free agent on May 16, 2003 ... Placed on reserve/non-football injury list (08/26/03) ... Placed on injured reserve (11/25/03).

SEASONAL REVIEWS

2004 (10/0, 3/0): Played in the final 10 games of the season, seeing reserve action on the offensive line and on field goal protection units ... Made his NFL debut (10/31). **Pittsburgh (10/31):** Made his NFL debut on special teams protection units against the Steelers. **Baltimore (11/28):** Saw action at guard and on special teams protection units. **Cleveland (12/5):** Played in a reserve role on the offensive line. **San Francisco (1/2):** Saw action at center in the fourth quarter. **Indianapolis (1/16):** Played in a reserve role on the offensive front in the divisional playoffs. **Pittsburgh (1/23):** Saw action on special teams protection units in the Patriots' 41-27 AFC Championship victory over the Steelers. **Philadelphia (2/6):** Participated on special teams protection units in the Patriots' 24-21 victory over the Eagles in Super Bowl XXXIX.

2003 (0/0): Mruczowski was placed on the reserve/non-football injury list with a leg injury (8/26) ... Was subsequently placed on injured reserve (11/25) and did not play in his rookie season.

COLLEGE

Started all 49 games in his four-year stay at Purdue ... Began his career at left guard before moving to center prior to his junior campaign ... As a senior, named honorable mention

All-Big Ten by the media after starting all 13 games at center ... Opened holes for a Boilermaker rushing attack that amassed 2,861 yards and 26 touchdowns on the ground ... In 2001, started all 12 games at center after moving from left guard during spring practice ... Received the team's Pit Bull award for exemplifying tenacity and intense play during the 2002 spring season ... Selected honorable mention All-Big Ten by both the coaches and media as a sophomore after starting all 12 games at left guard ... Part of an offensive line that allowed Purdue quarterbacks to be sacked just 10 times in 528 pass attempts (one every 52.8 attempts) ... As a freshman, started all 12 games at left guard ... Selected second team Freshman All-American by *The Sporting News* ... In 1998, redshirted and did not play ... Received the team's Offensive Newcomer Award for the spring season.

PERSONAL

Gene Vincent Mruczowski was born June 6, 1980 ... Named second team Academic All-American as a senior and sophomore ... Academic All-Big Ten all four years of his career in Lafayette ... Received the Purdue Kiwanis Citizenship award ... Two-time recipient of the Purdue Noble E. Kizer award for the top grade point average during the last two semesters ... Second team all-state, first team all-district and team co-captain as a senior at Benedictine (Cleveland, Ohio) High School ... Also played defensive tackle as his team finished with a 10-1 record and advanced to the state semifinal ... Gene's brother, Scott, was drafted by San Diego in 2005. Majored in movement and sport

EXTRA POINTS

- Gene participated in the Children's Hospital Telethon in December, 2004.
- Gene also pitched in at teammate Willie McGinest's "Shop with a Jock" event, helping 50 Boston area children pick out items on a \$100 shopping spree.

sciences at Purdue.

HOLDING THE LEAD

One of the keys to New England's recent success has been the ability to close out victories by protecting second-half leads. The Patriots set the NFL's post-merger record with 31 consecutive victories in games in which they led at halftime, preserving every halftime lead they held from Oct. 28, 2001 to Dec. 20, 2004. New England also set the NFL mark with 38 straight wins in games in which they led after three quarters, protecting every lead over nearly a four-year span from Dec. 24, 2000 to Dec. 20, 2004.

NFL RECORD / CONSECUTIVE WINS WHEN LEADING AT HALF
POST-MERGER (SINCE 1970)

31	New England	2001-04
30	Denver	1996-98
29	Pittsburgh	1992-96
28	Miami	1971-74



STEPHEN NEAL

GUARD



SUPER BOWLS: 01 03 04

6-4 ★ 305 lbs ★ Born 10/9/76 ★ Exp. (NFL/Patriots): 4/4
GP/GS (Playoffs): 18/15 (3/3) ★ Acq: FA-01 ★ Cal State-Bakersfield ★ San Diego, Calif.

CAREER TRANSACTIONS

Stephen Neal was originally signed by the Patriots as a free agent (07/23/01) ... Waived by the Patriots (08/26/01) ... Signed to the Philadelphia Eagles practice squad (09/04/01) ... Signed by the Patriots (12/12/01) from the Eagles practice squad ... Placed on injured reserve (10/23/02) ... Placed on reserve/physically unable to perform list (08/26/03) ... Placed on injured reserve (11/10/03).

CAREER HIGHLIGHTS

CAREER GP/GS: 18/15 (3/3)

★ In 2004, Neal became a regular starter on an offensive line that paved the way for Corey Dillon to set the Patriots' single-season rushing record with 1,635 yards.

★ Neal was an important part of an offensive line that allowed the team to average more than four yards per carry in 2004, the first time the team had achieved that feat in 19 seasons.

★ In 2004, Neal was part of an offensive line that allowed just 26 sacks, the fewest by a Patriots squad in 10 years

SEASONAL REVIEWS

2004 (16/14, 3/3): Played in all 16 games and started the final 14 contests at right guard ... Member of an offensive line that allowed Patriots' rushers to gain more than 200 rushing yards twice in 2004, 225 rushing yards against Cleveland (12/5) and 208 rushing yards against Buffalo (11/14), marking the first time in six years the team has exceeded 200 net yards rushing in a game ... Helped block for Corey Dillon to set the franchise record for single-season rushing yardage. **Indianapolis (9/9):** Saw significant time in a reserve role at guard. **Arizona (9/19):** Played at both guard spots and was a part of an offensive line that opened holes for Corey Dillon to rush for 158 yards on 32 carries (4.9-yard avg.). **Buffalo (10/3):** Got his first start of the season at right guard ... Member of an offensive line that did not allow a sack on 30 pass attempts. **Miami (10/10):** Made his second consecutive start at right guard and was a part of an offensive line that allowed Patriots' rushers to gain 135 yards. **Seattle (10/17):** Member of an offensive line that opened holes for Patriots' rushers to pick up 138 yards. **N.Y. Jets (10/24):**

Part of an offensive line that allowed Corey Dillon to rush for 115 yards on 22 carries (5.2-yard avg.) ... Ex-

ecuted a nice lead block to spring Corey Dillon for a 44-yard gain late in the third quarter. **Pittsburgh (10/31):** Started at right guard against the Steelers ... Saw action at tackle late in the fourth quarter. **St. Louis (11/7):** Member of an offensive line that opened holes for New England rushers to gain 147 yards. **Buffalo (11/14):** Part of an offensive line that allowed Patriots' rushers to amass 208 rushing yards, the first time in six seasons that the Patriots had broken the 200-yard mark in a game. **Baltimore (11/28):** Part of an offensive line that opened holes for Patriots' rushers to gain 144 yards ... Member of an offensive front that allowed just one sack for two yards on 30 pass attempts against one of the league's top pass rush defenses. **Cleveland (12/5):** Part of an offensive line that allowed Patriots' ball carriers to amass 225 rushing yards, the most by New England in 11 years, since piling up 257 yards against Indianapolis on Dec. 26, 1993. **Miami (12/20):** Member of an offensive line that opened holes for Patriots' rushers to gain 166 yards on 38 carries (4.4-yard avg.). **San Francisco (1/2):** Member of an offensive front that opened holes for Patriots' rushers to gain 174 yards on just 28 carries (6.2-yard avg.). **Indianapolis (1/16):** Member of an offensive line that opened holes for Patriots' rushers to gain 210 yards on the ground on just 39 carries (5.4 avg.), the second best rushing performance in team playoff history. **Pittsburgh (1/23):** Part of an offensive line that allowed Patriots ball carriers to gain 126 yards against one of the stingiest run defenses in the league during New England's 41-27 AFC Championship victory over the Steelers. **Philadelphia (2/6):** Member of an offensive line that opened holes for Patriots' rushers to gain 112 yards on 28 carries in New England's 24-21 victory over the Eagles in Super Bowl XXXIX.

2003 (0/0): Was placed on the physically unable to perform list during training camp (8/26) and was subsequently moved to injured reserve (11/10) ... Did not participate in any games due to injury.

2002 (2/1): Neal made his NFL debut against Miami (10/6) ... Started in his first NFL game a week later against Green Bay (10/23) but left the game due to injury ... Placed on injured reserve (10/23).

2001 (0/0, 0/0 – New England; 0/0 – Philadelphia): Signed by the Patriots as a rookie free agent (7/23) but was later waived (8/26) ... Signed to the Eagles practice squad (9/4) ... Signed to the Patriots active roster (12/12) ...

Listed among the Patriots day of game inactives for the final three games of the regular season and all three

EXTRA POINTS

● Steve was a championship wrestler at Cal State-Bakersfield and did not play football in college. He compiled a 151-10 record during his wrestling career at CSBU, including two NCAA Division I titles.

● Steve won the Dan Hodge Award, known as the Heisman Trophy of wrestling in 1999.

● Steve wrestled against Dolphins running back Ricky Williams while wrestling for San Diego High, and squared off against former WWE Champion Brock Lesnar while at CSBU.

postseason games, including Super Bowl XXXVI.

COLLEGE

Neal was a championship wrestler at Cal State-Bakersfield ... Did not play football in college ... Completed his CSBU wrestling career in style, winning his second NCAA Division I title and winning the Dan Hodge Award, known as the Heisman Trophy of wrestling ... Also won the U.S. Freestyle Championship, the Pan-American Games title and the World Championships ... In winning the Pan-Am Games, came from behind to defeat the defending world champion from Cuba ... Was 44-0 for CSBU in 1999 ... Broke CSBU's school record for pins in a season (31) and in a career (71) ... He also finished as the school record holder for career wins at CSBU with 156 ... Finished his career with an 88-match win streak, with 49 pins in that stretch ... Under his leadership, the team won its second Pac-10 title in 1999, and placed eighth at the NCAA Division I Championships, the team's third top eight finish in four years ... Went into the Pac-10 record books in 1999, becoming the conference's first four-time champion in the same weight class and just the second four-time champion ever ... He completed his career undefeated in Pac-10 competition with a record of 34-0, also best in conference history ... His career dual-meet record was 61-3, and 37-0 over his last two seasons (1998-99) ... Found success for the third consecutive year at the prestigious National Wrestling Coaches Association All-Star Classic, pinning Oklahoma's John Henry Ward in just 25 seconds ... He also won his third-straight

Midlands Championships title, picking up the Dan Gable Outstanding Wrestler Award and the Gorriannan Award for the most falls in the least amount of time ... In 1998, he became just the third Roadrunner wrestler to complete an undefeated and untied season along with Olympians Joe Gonzalez and John Azevedo ... Has compiled a 151-10 record in three seasons at CSBU while earning All-America honors all three years ... Placed second at nationals as a sophomore and fourth as a freshman ... His academics earned accolades as well, as he was a three-time Academic All-American and a three-time Pac-10 Academic All-Conference first team ... His 3.24 grade point average earned him NWCA Student Athlete of the Year honors.

PERSONAL

Stephen Matthew Neal was born the son of Jack and Illys Neal on Oct. 9, 1976 in San Diego, Calif. ... A five-sport athlete at San Diego High School, he competed in wrestling, football, swimming, tennis and track and field ... Finished fourth in the state his senior year with a 45-2 record at 189 pounds ... Wrestled against 1998 Heisman Trophy winner Ricky Williams while wrestling at San Diego High ... Wrestled against former WWE Champion Brock Lesnar while at Cal State-Bakersfield ... Would like to become a college wrestling coach following his pro football career ... Steve and his wife Jodee were married in 2002 and celebrated the birth of their daughter Colby in 2003 ... Majored in physical education at CSBU.



5-10 * 217 lbs * Born 12/31/77 * Exp: (NFL/Patriots): 6/6
GP/GS (Playoffs): 63/7 (9/1) * Acq: D7B-00 (239th) * Georgia * Scottsdale, Ga.

CAREER TRANSACTIONS

Patrick Pass was drafted by the New England Patriots in the seventh round (239th overall) of the 2000 NFL Draft ... Waived by the Patriots (08/27/00) ... Signed onto the Patriots practice squad (08/29/00) ... Signed from the practice squad onto the Patriots 53-man roster (09/16/00) ... Released by the Patriots (08/31/03) ... Re-signed by the Patriots (09/22/03).

CAREER HIGHLIGHTS

Career GP/GS: 63/7 (9/1)

★ Pass turned in the most productive season of his career in 2004, setting personal bests in rushes (39), rushing yards (141), receptions (28) and receiving yards (215).

★ Pass was the Patriots' top receiving threat out of the backfield in 2004, leading all New England backs with 28 recep-

tions, including a career-high five catches against the Jets (12/26/04).

★ Pass is the Patriots' all-time leading kickoff returner in the playoffs with 336 kickoff return yards in nine career postseason games. His 15 kick returns are tied with Stephen Starring for the most in franchise playoff history.

★ Pass scored his first professional touchdown on a 23-yard reception vs. Miami (12/22/01).

★ Pass recorded 11 kickoff returns and 178 return yards (16.2 avg.) during the 2001 postseason. He ranks second in Patriots postseason history in kickoff returns (11) and kickoff return yards (178).

★ As a rookie, Pass participated at running back, wide receiver and on special teams and proved to be a jack-of-

EXTRA POINTS

● Patrick was drafted by the Florida Marlins in 1996 and played in the organization's rookie league that year. He was elevated to class A Utica in 1997, playing until he had to report to Georgia's football camp in August. He returned to play in the Marlins' minor league system in 1998.

all-trades in his first professional start, gaining 39 rushing yards, 16 receiving yards and recording two special teams tackles vs. Cincinnati (11/19).

SEASONAL REVIEWS

2004 (14/4, 3/1): Played in 14 games with four starts at fullback ... Led all Patriots running backs with 28 receptions ... Set career highs in receptions (28), receiving yards (215), and rushing yards (141) ... Notched 11 special teams tackles ... Snared a career-high five receptions for 32 yards against the Jets (12/26). **Indianapolis (9/9):** Delivered a crushing hit on kickoff returner Dominic Rhodes in the third quarter. **Arizona (9/19):** Saw significant action at fullback and running back ... Caught two passes for 27 yards ... Set up the Patriots' first touchdown drive with a 19-yard reception, the longest catch of his career ... Registered a special teams tackle. **Buffalo (10/3):** Rushed five times for 18 yards ... Notched a solo tackle on special teams coverage units. **Miami (10/10):** Saw significant action at running back and rushed 10 times for 37 yards ... Led the team with four special teams tackles. **St. Louis (11/7):** Played in a reserve role at running back and on special teams ... Grabbed a 22-yard screen pass from Tom Brady during the Patriots' opening scoring drive ... Set up the Patriots' final touchdown of the afternoon with a 19-yard run down to the St. Louis 10-yard line in the fourth quarter. **Buffalo (11/14):** Saw action at fullback and collected two receptions for nine yards. **Kansas City (11/22):** Saw action in a reserve role at fullback and snared two receptions for 17 yards ... Grabbed a 10-yard pass from Tom Brady on third-and-eight early in the fourth quarter ... Notched a solo special teams tackle. **Baltimore (11/28):** Grabbed two receptions for 18 yards ... Rushed for 12 yards on four carries in the victory ... Moved the Patriots into field goal position and set up Adam Vinatieri's 48-yard kick with an 8-yard reception and a 10-yard grab on back-to-back plays in the third quarter ... Collected two special teams tackles. **Cleveland (12/5):** Started at fullback and snared two receptions for 19 yards ... Collected a solo tackle on special teams coverage units. **Cincinnati (12/12):** Started at fullback and caught two passes for 22 yards during the Patriots opening scoring drive of the second half. **Miami (12/20):** Grabbed three receptions for 17 yards ... Rushed the ball four times for eight yards ... Extended the Patriots' second scoring drive with a 1-yard plunge on third-and-one in the second quarter. **N.Y. Jets (12/26):** Snared a career-high five receptions for 32 yards ... Collected 17 rushing yards on four carries ... Extended the Patriots first scoring drive of the afternoon with a 5-yard rush off left end on third-and-two in the second quarter. **San Francisco (1/2):** Led the team with five receptions for 22 yards ... Rushed the ball four times for 16 yards. **Indianapolis (1/16):** Grabbed one reception for 14 yards ... Extended the Patriots' first touchdown drive of the afternoon with a 14-yard reception on third-and-three in the third quarter. **Philadelphia (2/6):** Started at fullback in the Patriots' 24-21 victory over the Eagles in Super Bowl XXXIX ... Collected a special teams tackle in the victory.

2003 (13/1, 3/0): Participated as a fullback and on special teams in 13 games, with one start at fullback ... Participated in all three postseason games as a fullback, kick returner and on special teams coverage

units ... Recorded 10 special teams tackles, as one of eight Patriots to finish with a double-digit special teams tackle total. **Washington (9/28):** Made his 2003 debut on special teams against the Redskins and recorded a special teams tackle ... Gave the Patriots excellent field position with a season-long 36-yard kickoff return. **Tennessee (10/5):** Tied his season high with three special teams tackles. **Dallas (11/16):** Started his first game of the season at fullback. **Houston (11/23):** Saw significant action as the first-team fullback ... Carried the ball two times for 15 yards ... Caught a pass for eight yards ... Returned a season-high three kickoffs for 70 yards. **Indianapolis (11/30):** Participated as the first-team fullback and returned a pair of kickoffs for 37 yards. **Jacksonville (12/14):** Tied for the team lead with three special teams tackles. **Tennessee (1/10):** Returned a kickoff 18 yards in the third quarter. **Indianapolis (1/18):** Participated as a reserve at fullback and on special teams in the Patriots' 24-14 AFC Championship victory over the Colts ... Ran off a 21-yard kickoff return in the third quarter ... Collected a special teams tackle.

2002 (15/0): Participated on special teams and as a reserve fullback in 15 games ... Recorded eight solo special teams tackles, tied for fourth on the team ... Returned seven kickoffs for 123 yards. **N.Y. Jets (9/15):** Participated at running back and on special teams ... Ran the ball four times for 27 yards ... Recorded all 27 yards while running the ball on four out of five plays on the Patriots final touchdown drive in the fourth quarter ... Ripped off a career-long 13-yard run ... Recorded a special teams tackle. **San Diego (9/29):** Returned a kickoff 28 yards in the first quarter. **Green Bay (10/13):** Returned a pair of kicks for 41 yards ... Recorded a special teams tackle. **Denver (10/27):** Dropped Denver punt returner Deltha O'Neal for no gain with a blistering special teams hit in the first quarter. **Buffalo (12/8):** Made a pair of solo special teams tackles. **Miami (12/29):** Made a solo special teams tackle.

2001 (16/0, 3/0): Participated as a reserve fullback, kickoff returner and on special teams in all 16 regular season games, as well as all three postseason games ... Caught six passes for 66 yards (11.0 avg.), including one touchdown and gained seven yards on one rushing attempt ... Accumulated 222 yards on 10 kickoff returns (22.2 avg.) ... Tallied 11 special teams tackles ... Accumulated 263 yards on 11 kickoff returns during the 2001 postseason and ranks second in Patriots postseason annals in each category. **Cincinnati (9/9):** Caught an 11-yard pass which set up a Drew Bledsoe to Jermaine Wiggins touchdown on the following play in the fourth quarter. **Atlanta (11/4):** Had two solo tackles in special teams play, including a tackle of Falcons punt returner Darrien Gordon for a 4-yard loss. **Cleveland (12/9):** Accumulated three special teams tackles (2 solos). **Buffalo (12/16):** Returned four kickoffs for 88 yards with a long return of 27 yards. **Miami (12/22):** Snared two catches for 29 yards including a 23-yard screen pass from Tom Brady for the first touchdown of his career ... Returned two kickoffs for 39 yards with a long return of 22 yards. **Carolina (1/6):** Returned two kickoffs for 59 yards, including a long return of 33 yards to open the game ... Registered one solo special teams tackle and recovered a fumble by Panthers kick returner Steve Smith as the Patriots held Carolina to nine yards

on three punt returns (3.0 avg.). **Oakland (1/19):** Returned five kickoffs for 95 yards with a long return of 24 yards in his first career postseason game. **Pittsburgh (1/27):** Returned three kickoffs for 83 yards with a long return of 35 yards ... Credited with one assisted tackle in special teams play. **St. Louis (2/3):** Returned three kickoffs for 85 yards with a long return of 35 yards in Super Bowl XXXVI.

2000 (5/2): Played in five games, including two starts during his rookie season ... Added to the Patriots active roster (9/16) following a two-week stint on the practice squad. **Minnesota (9/17):** Made his NFL debut and participated at running back and kick returner ... Credited with a 1-yard carry. **Cincinnati (11/19):** Started his first NFL game and led the Patriots rushing attack with 39 yards on 12 carries (3.3 avg.) in their 16-13 win over the Bengals ... Also caught two passes for 16 yards ... Registered two special teams tackles as the Patriots limited the Bengals to only 10 yards on two punt returns. **Detroit (11/23):** Started for second consecutive week and gained nine yards on three carries on Thanksgiving Day against the Lions ... Added one reception for a loss of six yards. **Kansas City (12/4):** Participated at running back for the Patriots in their 30-24 victory on Monday Night Football against the Chiefs ... Accumulated nine yards rushing on two carries and caught one pass for seven yards, helping the Patriots to their second highest offensive output of the season (368 total yards).

COLLEGE

Pass earned four letters at Georgia (1996-99) ... Versatile player for the Bulldogs, performing as a running back, pass catcher, punt returner, kickoff returner and even completed three-of-five pass attempts during his career ... Totaled 1,022 yards rushing on 221 carries (4.6 avg.) and added five touchdowns during his Georgia career ... He also caught 35 passes for 435 yards (12.4

avg.), including two touchdowns ... Returned 26 kickoffs for 562 yards (21.6 avg.) and 15 punt returns for 136 yards (9.1 avg.). 1999 (Senior): Shared tailback duties and finished second on the team with 335 yards and a pair of touchdowns on 62 carries (5.4 avg.) ... Hauled in 19 passes for 250 yards (13.2 avg.) and a score. 1998 (Junior): Appeared in nine games, starting two and gained 101 yards on 26 carries (3.9 avg.) and completed two pass attempts for 55 yards. 1997 (Sophomore): Played in every game, including two starts ... Third on the team with 64 carries for 232 yards (3.6 avg.) and a touchdown... Caught 12 passes for 175 yards (14.6 avg.) and a score ... Rejoined the team in fall drills after spending the summer playing baseball in the Florida Marlins organization. 1996 (Freshman): Appeared in 10 games, earning a start in the Auburn clash ... Second on the team with 354 yards and a pair of touchdowns on 69 carries (5.1 avg.) ... Caught four passes for 10 yards (2.5 avg.).

PERSONAL

Patrick Pass was born on Dec. 31, 1977 in Scottsdale, Ga. ... Drafted by the Florida Marlins in 1996 and played at Melbourne (Fla.) in the organization's rookie league that year ... Elevated to Class A Utica in 1997, playing until he had to report to Georgia's fall camp in August ... Again played in the Marlins minor league system in 1998 ... Gatorade Circles of Champions Georgia region Player of the Year, adding All-American honors from *USA Today* at Tucker (Ga.) High ... Two-time all-state Class AAA pick by the *Atlanta-Journal Constitution* and the Georgia Sports Writers Association ... Named DeKalb Offensive Player of the Year by the DeKalb Touchdown Club ... Team captain, scoring 13 touchdowns as a senior ... Holds the DeKalb County career-record by rushing for 5,046 yards ... Also excelled in baseball ... Majored in sociology at Georgia.

PATRICK PASS

Pos: RB Ht: 5-10 Wt: 217 Year: 6th Acq: D7b-00 (239th) College: Georgia Born: 12/31/77

Regular Season		Rushing					Receiving					Kick Returns				
Year	Team	P/S	No	Yds	Avg	Lg	TD	No	Yds	Avg	Lg	TD	No	Yds	Avg	SpT
2000	Patriots	5/2	18	58	3.2	11	0	4	17	4.3	15	0	0	0	0.0	0
2001	Patriots	16/0	1	7	7.0	7	0	6	66	11.0	23t	1	10	222	22.2	33
2002	Patriots	15/0	4	27	6.8	13	0	0	0	0.0	0	0	7	123	17.6	28
2003	Patriots	13/1	6	27	4.5	11	0	4	21	5.3	11	0	11	254	23.1	36
2004	Patriots	14/4	39	141	3.6	19	0	28	215	7.7	22	0	6	115	19.2	24
Totals-5 Years		63/7	68	260	3.8	19	0	42	319	7.6	23t	1	34	714	21.0	42
Postseason		Rushing					Receiving					Kick Returns				
Year	Team	P/S	No	Yds	Avg	Lg	TD	No	Yds	Avg	Lg	TD	No	Yds	Avg	SpT
2001	Patriots	3/0	0	0	0.0	0	0	0	0	0.0	0	0	11	263	23.9	35
2003	Patriots	3/0	0	0	0.0	0	0	0	0	0.0	0	0	2	39	19.5	21
2004	Patriots	3/1	1	0	0.0	0	0	1	14	14.0	14	0	2	34	17.0	17
Totals-3 years		6/0	1	0	0.0	0	0	1	14	14.0	14	0	15	336	22.4	35



LONIE PAXTON

LONG SNAPPER

66

SUPER BOWLS: 01 03 04

6-2 ★ 260 lbs ★ Born 3/13/78 ★ Exp: NFL/Patriots: 6/6
GP/GS (Playoffs): 77/0 (6/0) ★ Acq: FA-00 ★ Sacramento State ★ Orange, Calif.

CAREER TRANSACTIONS

Lonie Paxton was signed as a rookie free agent by the New England Patriots on April 19, 2000 ... Re-signed by the Patriots (04/16/01) ... Re-signed by the Patriots (02/28/03) ... Placed on injured reserve (12/10/03).

CAREER HIGHLIGHTS

Career GP/GS: 77/0 (6/0)

★ Paxton has snapped on nine of Adam Vinatieri's game winning field goals, including his game-winning 48-yarder at the end of Super Bowl XXXVI.

★ Paxton's consistency helped Adam Vinatieri set a franchise record by hitting an NFL-best 93.9 percent of his field goals (31-of-33) in 2004. Including a 48-for-48 performance on extra points, the trio of Paxton, Vinatieri and holder Josh Miller produced 79 successful kicks in 81 attempts (97.5 percent).

★ Paxton snapped on every punt, extra point and field goal attempt in the 2000, 2001, 2002 and 2004 seasons.

★ Paxton handled the Patriots long-snapping duties for 61 consecutive games, spanning from his NFL debut in the 2000 season opener until Week 14 of the 2003 season.

SEASONAL REVIEWS

2004 (16/0, 3/0): Saw action as the long snapper in all 16 games for the fourth time in five seasons ... Recorded one special teams tackle in the playoffs and one in the regular season ... Recovered a fumble on punt coverage (11/7) ... His consistency helped Adam Vinatieri earn his second Pro Bowl nod after nailing an NFL-best and franchise record 93.9 percent of his field goal attempts (31-for-33) ... Vinatieri also led the NFL in scoring (141 points) ... Was successful on all of his snaps on field goals, extra points and punts. **Indianapolis (9/9):** Collected a special teams stop on punt coverage. **Arizona (9/19):** Was perfect on all of his snaps as Adam Vinatieri nailed all three of his field goal tries. **St. Louis (11/7):** Raced down the field to recover a muffed punt by Shaun McDonald at the St. Louis 28-yard line in the first quarter, setting up a Patriots field goal ... Was perfect on all of his snaps as Vinatieri went 4-for-4 on field goals. **Buffalo (11/14):** Was perfect on 10 total chances, as Vinatieri went 5-for-5 on field goals, tying his career-high for successful boots. **Baltimore (11/28):** Despite rainy, windy conditions, was perfect on a season-high 12 long snaps. **N.Y. Jets (12/26):** Made good on all 10

of his long snapping opportunities. **Pittsburgh (1/23):** Was perfect on all 11 of his long snaps in the Patriots' 41-27 AFC Championship victory over the Steelers ... Registered a tackle on punt return coverage. **Philadelphia (2/6):** Made good on all 11 of his long snaps in the Patriots' 24-21 victory over the Eagles in Super Bowl XXXIX.

2003 (13/0, 0/0): Snapped on every punt, extra point and field goal attempt for the first 13 games of the season ... Placed on injured reserve on Dec. 10, 2003. **Philadelphia (9/14):** Played in his 50th career game. **Washington (9/28):** Had clean snaps on all six of his opportunities: two field goals, two punts and two extra points. **Tennessee (10/05):** Recorded a special teams tackle when he dropped Titans punt returner Justin McCareins. **Miami (10/19):** Had clean snaps on all nine of his opportunities: two field goals, six punts and one extra point in the Patriots' thrilling 19-13 overtime victory over the Dolphins. **Cleveland (10/26):** Helped back the Browns deep in their own territory by downing a Ken Walter punt at the Cleveland seven-yard line in the first quarter. **Houston (11/23):** Snapped for Adam Vinatieri's game-winning field goal with 40 seconds left in overtime.

2002 (16/0): Recorded clean snaps on all 137 chances ... Recorded one special teams tackle at Miami (10/6). **Kansas City (9/22):** Recorded clean snaps on all of his opportunities, including Adam Vinatieri's 35-yard game-winning field goal in overtime that gave the Patriots a dramatic 41-38 win. **Chicago (11/10):** Registered clean snaps on all of his opportunities: five punts, four field goals and an extra point ... Snapped for Vinatieri's franchise-long, 57-yard field goal in the second quarter. **Detroit (11/28):** Recorded clean snaps on all of his opportunities: four punts, two field goals and two extra points in the Patriots 20-12 victory. **Miami (12/29):** Registered clean snaps on all of his opportunities, including Vinatieri's game-tying, 43-yard field goal with 1:09 left in the game and his game-winner in overtime as the Patriots beat the Dolphins, 27-24. **2001 (16/0, 3/0):** Handled long snapping duties in all 16 regular season games and all three post-season games ... Recorded one special teams tackle. **San Diego (10/14):** Recorded clean snaps on five punts, three extra points and four field goals, including Adam Vinatieri's 44-yard game-winning field goal in overtime. **N.Y. Jets (12/2):** Handled long snapping du-

EXTRA POINTS

● In the spring of 2005, Lonie traveled to Portland, Maine with team owner Robert Kraft and some of his teammates to participate in a parade honoring the service of some true heroes: area military personnel and emergency workers.

● In 2003, Lonie established the Active Force Foundation, a non-profit organization that designs and donates special sports equipment to physically challenged athletes.

● Lonie heeded his father's advice while growing up in Corona, Calif. to work on all facets of his game. When he reached high school, he earned his team's long snapping position and has excelled at the position ever since.

Adam Vinatieri's 44-yard game-winning field goal in overtime. **N.Y. Jets (12/2):** Handled long snapping du-

ties on Vinatieri's 28-yard game-winning field goal in a 17-16 victory over the Jets. **Cleveland (12/9):** Downed a Vinatieri pooch punt at the Browns two-yard line in the fourth quarter. **Buffalo (12/16):** Handled the long-snapping duties on Vinatieri's 23-yard game-winning field goal in a 12-9 overtime win. **Oakland (1/19):** Despite a heavy snow storm, Paxton made clean snaps on eight punts, one extra point and three field goals, including the game-tying kick at the end of regulation and the game-winning field goal in overtime. **St. Louis (2/3):** Handled the long snapping duties on Vinatieri's 48-yard Super Bowl-winning field goal.

2000 (16/0): Participated as the Patriots long snapper in all 16 games ... Snapped on every punt, extra point and field goal attempt during the 2000 season. **Tampa Bay (9/3):** Made his NFL debut at long snapper and delivered the ball on nine punts, two field goal attempts and one extra point. **N.Y. Jets (9/11):** Helped the Patriots special teams limit the Jets to only five yards on two punt returns. **Minnesota (9/17):** Part of special teams unit that limited the Vikings to only eight yards on two punt returns. **Indianapolis (10/8):** Snapped the ball to Lee Johnson on a fake field goal attempt in the fourth quarter ... Johnson completed an 18-yard pass to Eric Bjornson, and the Patriots scored a touchdown on the next play. **Buffalo (11/5):** Despite occasional rain and drizzle, Paxton produced flawless snaps on eight punts, two field goals and one extra point. **Chicago (12/10):** Recorded a special teams tackle, bringing down Glyn Milburn on a punt return in the third quarter.

COLLEGE

Paxton was a four-year starter for Sacramento State (1996-99) ... Served as the Hornets long snapper and started along the offensive line ... Started at guard in 1999 and helped Sacramento State lead the Big Sky conference and rank 13th in Division I-AA with a 234.2 rushing yards per game average ... The team also ranked second in the conference with 470.3 total yards per game and ranked 10th in I-AA ... In 1998, he was part of an offensive line that blocked for the I-AA rushing leader.

PERSONAL

Leonidas E. Paxton III was born the son of Karyn and Lonie Paxton in Orange, Calif. on March 13, 1978 ... Served as the team captain for the Centennial (Corona, Calif.) High football team ... Paxton has worked with the Shriners Children's Hospital in Davis, Calif. ... Both offensive and defensive starter for three seasons ... Earned Rookie of the Year honors as a freshman, junior of the year and lineman of the year as a senior ... Lonie captured fans' imaginations when he made a snow angel in the end zone following Adam Vinatieri's game-winning kick in the 2001 AFC divisional game against the Raiders ... Majored in communications at Sacramento State.

PAXTON'S NFL STATISTICS

Special Teams Tackles

Regular Season: Total (5); 2000 (1), 2001 (1), 2002 (1); 2003 (1); 2004 (1).

Playoffs: 2004 (1).



5-9 ★ 188 lbs ★ Born 2/3/72 ★ Exp. (NFL/Patriots): 10/3

GP/GS (Playoffs): 129/109 (7/6) ★ Acq: UFA (DEN)-03 ★ Fort Valley State ★ LaGrange, Ga.

CAREER TRANSACTIONS

Tyrone Poole was signed by the Patriots as an unrestricted free agent on March 11, 2003 ... Originally selected by the Carolina Panthers in the first round (22nd overall) of the 1995 NFL Draft ... Traded by the Panthers to Indianapolis (07/22/98) for a 1999 second round draft choice (T Chris Terry) ... Signed by Denver during the 2001 offseason and began training camp with the club, but left the squad during camp and sat out the season ... Placed on reserve/left squad (08/28/01) and was reinstated to the roster (02/27/02) ... Placed on injured reserve (12/18/04).

CAREER HIGHLIGHTS

Career GP/GS: 129/109 (7/6)

★ Poole enjoyed a resurgence with the Patriots in

2003, starting in all 16 regular-season games for the first time since 1997 and doubling his single-season career high with six interceptions.

★ Poole's 66 tackles (57 solo) in 2003 were the most he tallied since he set a career high with 80 stops in 1996.

★ Poole has recorded 494 tackles (427 solos), including five sacks for 36 yards, and has registered 10 forced fumbles with five recoveries during his nine-year career.

★ Poole has snared 17 interceptions for 231 yards (13.6 avg.) and has recorded 133 passes defended during his career.

★ Poole has also returned 58 punts for 429 yards (7.4 avg.) with a long return of 40 yards during his career.

★ Poole has started six of the seven postseason games he has played and recorded 26 tackles (20

EXTRA POINTS

● Tyrone set the Fort Valley State University school record in the 200-meter dash. He went on to the national finals where he earned a second-place finish

solo) and six pass breakups.

★ Amassed single season career-highs in tackles (80), solo tackles (65) and assisted tackles (15) while with the Carolina Panthers in 1996.

★ Started both playoff games with the Panthers in 1996, recording 13 tackles and four pass deflections.

★ Poole entered the NFL in 1995 as a first-round draft choice (22nd overall) of the expansion Carolina Panthers and was named to the All-Madden Team, *College and Pro Football Newsweekly*, Pro Football Writers of America, and NFC All-Rookie first-teams.

SEASONAL REVIEWS

2004 (5/4): Played in five games with four starts before being placed on injured reserve (12/17) ... Recorded 17 tackles (14 solo), an interception and three passes defensed. **Indianapolis (9/9):** Started at cornerback and tallied three solo tackles and a pass defensed ... Deflected a pass intended for Marvin Harrison in the fourth quarter. **Arizona (9/19):** Recorded four tackles (2 solo) and a pass defensed ... Knocked down a pass intended for Obafemi Ayanbadejo in the fourth quarter. **Buffalo (10/3):** Notched seven solo tackles and an interception ... Picked off a Drew Bledsoe pass and returned it 21 yards in the second quarter. **Seattle (10/17):** Started at cornerback and collected two tackles. **Cincinnati (12/12):** Returned to the lineup and saw limited action at cornerback ... Collected a solo tackle in the Patriots' AFC East clinching 35-28 victory over the Bengals.

2003 (16/16, 3/3): One of four defensive players to start in 19 games, including all regular season and postseason contests ... Tied for the team lead with six interceptions, the second most in the AFC ... Ranked fourth in the NFL with 21 passes defensed ... Member of a secondary that tallied 13 more interceptions and 39 more pass defenses than in 2002. **Buffalo (9/7):** Finished tied for second on the team with seven tackles (6 solo). **Philadelphia (9/14):** Recorded a team-high six solo tackles ... Tallied two of the Patriots 16 pass defenses. **Washington (9/28):** Forced Trung Canidate to fumble by poking the ball free from behind, but Redskins wide receiver Rod Gardner pounced on the loose ball before Patriots defenders could corral it. **N.Y. Giants (10/12):** Picked off Kerry Collins on the first play of the game after Richard Seymour deflected the pass at the line of scrimmage ... Forced a fumble by stripping Tiki Barber of the ball, setting up Matt Chatham's 38-yard fumble recovery return for a touchdown in the first quarter. **Miami (10/19):** Picked off a Jay Fiedler deep ball down the right sideline intended for Chris Chambers in overtime ... On the next play from scrimmage, Tom Brady found Troy Brown for an 82-yard game-winning touchdown reception. **Dallas (11/16):** Intercepted a Quincy Carter pass intended for Terry Glenn with 7:24 remaining in the game. **Houston (11/23):** Tallied six tackles (4 solo) and tied his season high with three pass defenses ... Made a leaping pass deflection on a deep ball intended for Andre Johnson in the second quarter ... Broke up back-to-back pass plays intended for Andre Johnson in overtime. **Indianapolis (11/30):** Intercepted a Peyton Manning pass in the third quarter ... Played solid man-to-man coverage on Aaron Moorehead to force an incompletion on third-and-goal at the one-yard line late in the fourth quarter. **Jacksonville (12/14):** Had two interceptions, which both led to Patriots touchdowns ... Intercepted a

Byron Leftwich pass intended for Jimmy Smith and returned it 17 yards on the first play of the fourth quarter ... Picked off another Leftwich pass and returned it 44 yards to the Patriots 3-yard line. **Buffalo (12/27):** Helped preserve the shutout by forcing Travis Henry to fumble deep in Patriots territory in the fourth quarter. **Tennessee (1/10):** Collected four tackles (2 solo) in the Patriots 17-14 divisional playoff victory over the Titans. **Indianapolis (1/18):** Collected four tackles (3 solo) and a fumble recovery in the Patriots' 24-14 AFC Championship victory over the Colts ... Pounced on a fumble that was forced when Rodney Harrison administered a crushing hit on Marvin Harrison deep in Patriots territory in the second quarter. **Carolina (2/1):** Tallied three tackles and a pass defense in the Patriots' 32-29 Super Bowl XXXVIII victory over the Panthers.

2002 (16/4 – Denver): Poole played in all 16 games with the Broncos, including four starts and posted 55 tackles (51 solo), including a sack, and forced a fumble ... Ranked third on the team with 10 passes defensed. **Baltimore (9/30):** Replaced Deltha O'Neal in the second quarter and played the majority of the contest at left cornerback, posting five tackles, including a sack of Chris Redman ... Forced him to fumble on the play and the Broncos recovered ... Also returned four punts for 24 yards (6.0 avg.) **San Diego (10/6):** Posted four tackles in the Broncos 26-9 victory over the Chargers. **New England (10/27):** Registered two tackles and one pass defense in the Broncos 24-16 victory over the Patriots. **Indianapolis (11/24):** Started at cornerback and recorded six tackles for the Broncos. **San Diego (12/1):** Matched a then-season high with six tackles (5 solos) against the Chargers. **Kansas City (12/15):** Started at cornerback and amassed a season-high nine tackles in the Broncos 31-24 victory ... Matched his season high with two passes defensed. **Oakland (12/22):** Started at cornerback and notched eight tackles, his second-highest total of the season.

2001 (0/0 – Denver): Poole signed with the Broncos (5/23) and began training camp with the club, but was placed on the reserve/left squad list (8/28).

2000 (15/12, 1/0 – Indianapolis): Poole started 12 of the 15 games in which he appeared for Indianapolis and recorded 48 tackles (40 solos), 10 passes defensed, one forced fumble and one interception. **Kansas City (9/3):** Tied for the team lead with six tackles in their 27-14 win over the Chiefs ... Helped the Colts defense limit the Chiefs to 280 total yards, including 206 passing yards. **Oakland (9/10):** Notched five tackles and forced a Raider fumble. **Jacksonville (9/25):** Totaled three tackles as the Colts held the Jaguars to 189 yards passing in their 43-14 victory. **New England (10/22):** Registered four tackles and a pass deflection in the Patriots 30-23 victory over the Patriots. **Detroit (10/29):** Snared an interception, totaled four tackles and two pass defenses in the Colts 30-18 victory over the Lions. **Green Bay (11/19):** Totaled a season-high seven tackles (4 solos) against the Packers. **Buffalo (12/11):** Recovered a fumbled punt return, allowing the Colts to retain the ball and run out the clock in their 44-20 victory over the Bills.

1999 (15/14, 1/1 – Indianapolis): Started 14 of the 15 games in which he played in during the regular season and amassed 44 tackles (40 solos), including one sack and 16 pass defenses ... Totaled three interceptions and

returned them a total of 85 yards. **San Diego (9/26):** Snared an interception with 10 seconds remaining and returned it 38 yards, allowing the Colts to preserve their 27-19 victory over the Chargers ... Added four tackles and three pass deflections. **Cincinnati (10/24):** Recorded two tackles and two passes defended as the Colts held the Bengals to 254 total yards of offense in their 31-10 victory. **Kansas City (11/7):** Posted four tackles (3 solos) and his first sack of the season for a loss of five yards in their 25-17 victory over the Chiefs. **Miami (12/5):** Recorded an interception and returned it 36 yards in the Colts 37-34 victory over the Dolphins. **New England (12/12):** Recorded six tackles, two passes defended and intercepted a pass in the fourth quarter allowing the Colts to hang on to a 20-15 victory. **Tennessee (1/16):** Started at cornerback in the Colts Divisional Playoff game against the Titans and recorded two tackles and one pass defense.

1998 (15/15 – Indianapolis): Started all 15 games in which he played and posted 58 total tackles (51 solo), 17 passes defended and one interception ... Returned 12 punts for 107 yards (8.9 avg.), including a long of 16 ... Added five special teams tackles ... Poole was traded to Indianapolis from Carolina (7/22) in exchange for a 1999 second round draft choice (T Chris Terry). **New England (9/13):** Collected three tackles and three pass deflections ... Added one special teams tackle. **New Orleans (9/27):** Registered four tackles (3 solos), one interception and returned three punts for 27 yards (9.0 avg.) with a long of 11 yards. **Buffalo (10/11):** Collected a season-high 10 tackles and returned one punt for seven yards against the Bills. **New England (11/1):** Returned three punts for 34 yards (11.3 avg.), including a season-long 16 yard return ... Added two tackles and one pass defense.

1997 (16/16 – Carolina): Started all 16 games at right cornerback and posted 60 tackles (53 solos), including a sack, recovered on fumble and forced another ... Snared two interceptions and recorded 18 passes defended ... Also returned 26 punts for 191 yards (7.3 avg.), including a long of 40 yards. **Washington (8/31):** Recorded seven solo tackles, including one sack, as the Panthers held the Redskins to 125 yards passing. **Atlanta (9/7):** Recovered a fumble as the Panthers held the Falcons to just 210 yards of total offense in their 9-6 victory. **Kansas City (9/21):** Recorded his first interception of the season. **Oakland (11/2):** Recorded his second interception of the season in the Panthers 38-14 victory over the Raiders. **St. Louis (11/23):** Notched seven solo tackles and returned four punts for 56 yards (14.0 avg.), including a career-best 40-yarder.

1996 (15/15, 2/2 – Carolina): Started 15 games and both postseason contests for Carolina and finished second among defensive backs and fifth overall with 80 tackles (65 solos) and recovered one fumble ... Tied for the team lead with 22 passes defended and added one interception with a 35 yard return ... Recorded 13 tackles (12 solo) and four pass breakups in the Panthers' two postseason contests. **New Orleans (9/8):** Posted a season-high nine tackles in the Panthers' 22-20 victory. **San Francisco (9/22):** Recorded six tackles and two pass deflections in the Panthers' 23-7 victory over the 49ers.

New Orleans (10/20): Matched his season-high with three pass defenses along with three tackles as the Panthers held the Saints to 174 total yards in their 19-7 victory. **Philadelphia (10/27):** Registered five tackles and a pair of pass defenses. **Atlanta (11/3):** Recorded three tackles, recovered a fumble and deflected two passes as the Panthers limited the Falcons to 189 yards passing. **St. Louis (11/17):** Equaled his season-high with three passes defended and collected five tackles in Carolina's 20-10 victory over the Rams. **Tampa Bay (12/1):** Totaled seven tackles in the Panthers' 24-0 shutout, the first in franchise history. **Baltimore (12/15):** Recorded his first interception of the season and matched his season-high with three pass defenses along with five tackles in Carolina's 27-16 victory over the Ravens. **Dallas (1/5/97):** Amassed eight tackles and two pass breakups in the Panthers first playoff victory in the history of their franchise a 26-17 win over the Cowboys.

1995 (16/13 – Carolina): Poole saw action in all 16 games and started 13 as a rookie with the Panthers ... Started the season opener at Atlanta (9/3) and the final 12 contests ... Posted 68 tackles (60 solo), including two sacks and three forced fumbles ... Snared two interceptions he returned eight yards and recorded 16 pass defenses ... Voted to the *College and Pro Football Newsweekly*, Pro Football Writers of America, and NFC All-Rookie first-team. **Chicago (10/8):** Permanently elevated to starter and produced seven tackles and a pass defense. **N.Y. Jets (10/15):** Recorded his first career interception in the franchise's first victory, a 26-15 decision over the Jets. **San Francisco (11/5):** Amassed a season-high 11 tackles, as well as two forced fumbles, in the Panthers' 13-7 victory over the 49ers ... Stripped both Jerry Rice and John Taylor of the football just short of the goal line, with one of the takeaways forcing a touchback and the other preventing a touchdown. **St. Louis (11/12):** Recorded his first career sack against the Rams. **Arizona (11/19):** Recorded an interception, a sack and forced a fumble in the Panthers 27-7 victory over the Cardinals.

COLLEGE

Poole was a four-year starter at Fort Valley (Ga.) State and became the first player from that school to ever be selected in the first round ... His career numbers included 41 starts in 42 games with 17 interceptions (262 yards) and 70 punt returns for 934 yards (13.3 avg.) ... Scored four touchdowns via interception returns and two on punt returns ... As a senior he recorded four interceptions, 19 pass breakups, four forced fumbles and three blocked kicks ... Poole also set the school record for the 200-meter dash and finished second in the national finals.

PERSONAL

Tyrone Poole was born on Feb. 3, 1972 in LaGrange, Ga. ... Graduate of LaGrange (Ga.) High School, where he lettered in both football and track ... He and his wife, Jennifer, have two children Tyra and Nakai ... The family resides in Atlanta, Ga. ... Majored in business at Fort Valley State.

TYRONE POOLE

Pos: CB Ht: 5-9 Wt: 188 Year: 10th Acq: UFA (DEN)-03 College: Fort Valley State Born: 2/3/72

Regular Season			Tackles					Interceptions					Misc.			Punt Returns				
Year	Team	P/S	TT	UT	A	S	Yds	I	Yds	Avg	TD	PD	FF	FR	SpT	No	Yds	Avg	Lg	TD
1995	Carolina	16/13	68	60	8	2.0	16.0	2	8	4.0	0	16	3	0	0	0	0	0.0	0	0
1996	Carolina	15/15	80	65	15	0.0	0.0	1	35	35.0	0	22	1	1	0	3	26	8.7	12	0
1997	Carolina	16/16	60	53	7	1.0	9.0	2	0	0.0	0	18	1	3	0	26	191	7.3	40	0
1998	Indianapolis	15/15	58	51	7	0.0	0.0	1	0	0.0	0	17	0	0	5	12	107	8.9	16	0
1999	Indianapolis	15/14	44	40	4	1.0	5.0	3	85	28.3	0	16	0	0	0	0	0	0.0	0	0
2000	Indianapolis	15/12	48	36	12	0.0	0.0	1	1	1.0	0	10	1	1	0	0	0	0.0	0	0
2001	Denver		Reserve/Left Squad																	
2002	Denver	16/4	55	51	4	1.0	6.0	0	0	0.0	0	10	1	0	3	4	24	6.0	16	0
2003	Patriots	16/16	66	57	9	0.0	0.0	6	81	13.5	0	21	3	0	0	11	75	6.8	18	0
2004	Patriots	5/4	17	14	3	0.0	0.0	1	21	21.0	0	3	0	0	0	2	6	3.0	6	0
Totals - 9 years		129/109	496	427	69	5.0	36.0	17	231	13.6	0	133	10	5	8	58	429	7.4	40	0
Postseason			Tackles					Interceptions					Misc.			Punt Returns				
Year	Club	P/S	TT	UT	A	S	/ Yds	I	Yds	Avg	TD	PD	FF	FR	SpT	No	Yds	Avg	Lg	TD
1996	Carolina	2/2	13	12	1	0.0	0.0	0	0	0.0	0	4	0	0	0	0	0	0.0	0	0
1999	Indianapolis	1/1	2	2	0	0.0	0.0	0	0	0.0	0	1	0	0	0	0	0	0.0	0	0
2000	Indianapolis	1/0	0	0	0	0.0	0.0	0	0	0.0	0	0	0	0	0	0	0	0.0	0	0
2003	Patriots	3/3	11	6	5	0.0	0.0	0	0	0.0	0	1	0	1	0	0	0	0.0	0	0
2004	Patriots		Injured Reserve																	
Totals - 5 years		7/6	26	20	6	0.0	/ 0.0	0	/ 0	0.0	0	6	0	1	0	0	0	0.0	0	0

Additional Statistics

Kickoff Returns - Career: 1 for 5 yards (12/20/97).

POOLE'S RECENT CAREER GAME BY GAME

2002	Opponent	P/S	TT	UT	A	S/Yds	I/Yds	PD	FF	FR	W/L	Score	
09/08	St. Louis	p	1	1	0	++	++	-	-	-	W	23-16	
09/15	at San Francisco	p	1	1	0	++	++	-	-	-	W	24-14	
09/22	Buffalo	p	1	1	0	++	++	-	-	-	W	28-23	
09/30	at Baltimore	p	5	5	0	1.0	6.0	++	1	1	-	L	23-34
10/06	San Diego	p	4	4	0	++	++	-	-	-	W	26-9	
10/13	Miami	p	1	1	0	++	++	-	-	-	L	22-24	
10/20	at Kansas City	p	3	1	2	++	++	-	-	-	W	37-34	
10/27	at New England	p	2	2	0	++	++	-	1	-	W	24-16	
11/11	Oakland	p	0	0	0	++	++	-	-	-	L	10-34	
11/17	at Seattle	p	2	2	0	++	++	-	2	-	W	31-9	
11/24	Indianapolis	S	6	6	0	++	++	-	2	-	L	20-23	
12/01	at San Diego	p	5	5	1	++	++	-	1	-	L	27-30	
12/08	at N.Y. Jets	p	2	2	0	++	++	-	-	-	L	13-19	
12/15	Kansas City	S	9	8	1	++	++	-	2	-	W	31-24	
12/22	at Oakland	S	8	8	0	++	++	-	-	-	L	16-28	
12/29	Arizona	S	4	4	0	++	++	-	1	-	W	37-7	
2002 Totals			16/4	55	51	41.0/6.0	0/0	10	1	0		9-7	
2003	Opponent	P/S	TT	UT	A	S/Yds	I/Yds	PD	FF	FR	W/L	Score	
09/07	at Buffalo	S	6	5	1	++	++	-	1	-	L	0-31	
09/14	at Philadelphia	S	6	6	0	++	++	-	3	-	W	31-10	
09/21	N.Y. Jets	S	5	5	0	++	++	-	1	-	W	23-16	
09/28	at Washington	S	4	3	1	++	++	-	-	1	L	17-20	
10/05	Tennessee	S	0	0	0	++	++	-	2	-	W	38-30	
10/12	NY Giants	S	6	6	0	++	1/13	1	1	-	W	17-6	
10/19	at Miami	S	5	4	1	++	1/0	2	-	-	W	ot 19-13	
10/26	Cleveland	S	4	4	0	++	++	-	-	-	W	9-3	
11/03	at Denver	S	2	2	0	++	++	-	1	-	W	30-26	
11/16	Dallas	S	2	2	0	++	1/0	2	-	-	W	12-0	
11/23	at Houston	S	6	4	2	++	++	-	3	-	W	ot 23-20	
11/30	at Indianapolis	S	2	2	0	++	1/7	2	-	-	W	38-34	
12/07	Miami	S	2	1	1	++	++	-	1	-	W	12-0	
12/14	Jacksonville	S	5	4	1	++	2/61	2	-	-	W	27-13	
12/20	at N.Y. Jets	S	4	4	0	++	++	-	-	-	W	21-16	
12/27	Buffalo	S	7	5	2	++	++	-	1	-	W	31-0	
2003 Totals			16/16	66	57	90.0/0.0	6/81	21	3	0		14-2	
01/10	Tennessee	S	4	2	2	++	++	-	-	-	W	17-14	
01/18	Indianapolis	S	4	3	1	++	++	-	-	1	W	24-14	
02/01	at Carolina	S	3	1	2	++	++	-	1	-	W	32-29	
2003 Postseason			3/3	11	6	50.0/0.0	0/0	1	0	1		3-3	
2004	Opponent	P/S	TT	UT	A	S/Yds	I/Yds	PD	FF	FR	W/L	Score	
09/09	Indianapolis	S	3	3	0	++	++	-	1	-	W	27-24	
09/19	at Arizona	S	4	2	2	++	++	-	1	-	W	23-12	
10/03	at Buffalo	S	7	7	0	++	1/21	1	-	-	W	31-17	
10/10	Miami		Inactive								W	24-10	
10/17	Seattle	S	2	1	1	++	++	-	-	-	W	30-20	
10/24	N.Y. Jets		Inactive								W	13-7	
10/31	at Pittsburgh		Inactive								L	20-3	
11/07	at St. Louis		Inactive								W	40-22	
11/14	Buffalo		Inactive								W	29-6	
11/22	at Kansas City		Inactive								W	27-19	
11/28	Baltimore		Inactive								W	24-3	
12/05	at Cleveland		Inactive								W	42-15	
12/12	Cincinnati	p	1	1	0	++	++	-	-	-	W	35-28	
12/20	at Miami		Placed on Injured Reserve 12/17/04										
2004 Totals			5/4	17	14	3	0.0/0.0	1/21	3	0	0	14-2	



HANK POTEA CORNERBACK

31

SUPER BOWLS: 04

5-10 ★ 192 lbs ★ Born 8/30/77 ★ Exp. (NFL/Patriots): 5/1
GP/GS (Playoffs): 42/0 (5/1) ★ Acq: FA-04 ★ Pittsburgh ★ Harrisburg, Pa.

CAREER TRANSACTIONS

Hank Poteat was signed by the Patriots as a free agent on Jan. 10, 2005 ... Originally drafted by the Pittsburgh Steelers in the third round of the 2000 NFL Draft (77th overall) ... Released by Pittsburgh (8/31/03) ... Signed as a free agent by Tampa Bay (10/21/03) ... Released by Tampa Bay (11/12/03) ... Signed by the Carolina Panthers (12/30/03) ... Released by Carolina (09/05/04).

CAREER HIGHLIGHTS

Career GP/GS: 42/0 (5/1)

★ Poteat signed with the Patriots just before their 2005 postseason run and played in all three playoff games as the Patriots won their third Super Bowl in four years.

★ Poteat recorded first NFL start for Pittsburgh in an AFC Wild Card Playoff game against Cleveland (01/05/03).

★ Poteat tied for fourth in the AFC and sixth in the NFL with a 13.0 yard punt return average on 36 returns for 467 yards and one touchdown as a rookie with Pittsburgh in 2000.

★ Poteat returned a punt 53 yards for a touchdown versus Washington (12/16/00), marking the longest punt return for a touchdown by a Steelers player at Three Rivers Stadium.

SEASONAL REVIEWS

2004 (0/0, 3/0): Signed with the Patriots in the week prior to their divisional playoff game and participated in all three postseason contests, recording three solo tackles. **Indianapolis (1/16):** Saw limited action as a cornerback in the fourth quarter of the Patriots' 20-3 victory over the Colts. **Pittsburgh (1/23):** Saw significant action at cornerback ... Collected two solo tackles and a pass defended in the Patriots' 41-27 AFC Championship victory over the Steelers ... Teamed with Troy Brown to limit Hines Ward to a 6-yard gain on a third-and-eight play in the first quarter ... Battled down a Ben Roethlisberger pass intended for Hines Ward in the second quarter.

2003 (1/0 - Tampa Bay): Waived by Pittsburgh prior to the start of the regular season (8/31) ... Signed as a free agent with Tampa Bay (10/21) and was later waived (11/12) ... Saw action in one game and was inactive for two contests with the Buccaneers, contributing three special teams tackles.

2002 (13/0, 2/1 - Pittsburgh): Played in 13 regular season games and was inactive for three contests ... Appeared in both of the Steelers' playoff contests with one start ... Saw the most extensive action of his career on defense and registered 10 tackles ... Returned five kickoffs for 103 yards and four punts for 29 yards ... Finished with nine stops and one fumble recovery on special teams. **New England (9/9):** Began the season with two kickoff returns

for 45 yards. **Atlanta (11/10):** Recorded one tackle and three special teams stops. **Carolina (12/15):** Notched four punt returns for 29 yards. **Baltimore (12/29):** Totaled three kickoff returns for 58 yards. **Carolina (1/5):** Made first NFL start as Pittsburgh opened with five defensive backs in an AFC Wild Card Playoff game and responded with two tackles to go along with four kickoff returns for 55 yards.

2001 (13/0 - Pittsburgh): Played in 13 regular season games and was inactive for three contests as well as both of Pittsburgh's postseason games ... Led the Steelers with an 8.1-yard punt return average on 36 returns for 292 yards ... Also returned 16 kickoffs for 250 yards ... Accounted for six special teams tackles and one stop on defense. **Buffalo (9/30):** Equaled his single-game career high with six punt returns and amassed a career-best 91 punt return yards. **Tampa Bay (10/21):** Registered his first NFL tackle in addition to returning two punts for 10 yards and one kickoff for 19 yards. **Baltimore (12/16):** Notched two kickoff returns for 37 yards.

2000 (15/0 - Pittsburgh): Played in 15 games as a rookie, primarily on special teams ... Tied for fourth in the AFC and sixth in the NFL with a 13.0 yard punt return average on 36 returns for 467 yards and one touchdown ... Averaged 19.4 yards on a team-leading 24 kickoff returns for 465 yards ... Collected seven special teams tackles. **Baltimore (9/3):** Made his NFL debut and returned one kickoff for 25 yards. **Jacksonville (10/1):** Recorded a career-long 31-yard kickoff return and three punt returns for 51 yards. **Cincinnati (10/15):** Established a single-game best with six punt returns for 78 yards. **Cleveland (10/22):** Registered a career-long 54-yard punt return that set up a touchdown among four returns for 74 yards. **N.Y. Giants (12/10):** Established career highs with five kickoff returns and 88 kickoff return yards. **Washington (12/16):** Posted two punt returns for 56 yards, including a 53-yard return for a touchdown that marked the longest punt return for a touchdown by a Steelers player at Three Rivers Stadium in team history. **San Diego (12/24):** Accumulated a season-high 84 punt return yards on five punts in addition to returning one kickoff for 13 yards.

COLLEGE

Finished his Pittsburgh career with 136 tackles, 10 interceptions, a school record 1,917 kickoff return yards, 90 rushing yards and 54 receiving yards ... As a senior, earned All-Big East Conference honors after starting all 11 games at cornerback and recording 44 tackles, a team-leading three interceptions, nine

passes defended and one forced fumble ... Averaged 23.6 yards on 17 kickoff returns for 201 yards

EXTRA POINTS

● Hank is the oldest of five children. He and his wife, Jasmine, helped put two of his four younger sisters through college. One attended Morgan State and the other attended Hampton University.

... Ranked seventh in the nation with 19 punt returns for 307 yards and one touchdown ... In his junior year, garnered first-team All-Big East Conference recognition ... Started 10 contests at cornerback and led the Panthers with six interceptions in addition to registering 57 tackles and eight passes defended ... Established a school single-season record with 764 kickoff return yards on 36 returns and added 131 yards on 16 punt returns ... As a sophomore, began campaign at running back before moving to cornerback ... Appeared in 11 games, starting the final four contests at cornerback ... Collected 28 tackles and one interception on defense and gained two yards rushing on seven carries and 48 yards receiving on four receptions on offense ... Returned 11 kickoffs for 307 yards and six punts for 43 yards ... In

his freshman year, played in eight games, seeing action at cornerback in three contests prior to being switched to running back ... Notched seven tackles on defense ... Carried 20 times for 88 yards and caught two passes for six yards ... Averaged 26.2 yards on 17 kickoff returns for 445 yards and contributed three punt returns for 18 yards.

PERSONAL:

Henry Major Poteat II was born on August 30, 1977 in Harrisburg, Pa. ... Twice earned all-conference honors as a defensive back and running back at Harrisburg High ... Also lettered three times in both basketball and track ... Attended prep school at Maine Central Institute in 1995 ... Majored in business at Pittsburgh ... Has a daughter, Ariana Mia.

HANK POTEAT

Pos: CB Ht: 5-10 Wt. 192 Year: 5th Acq: FA-04 College: Pittsburgh Born: 8/30/77

Regular Season		Tackles						Interceptions				Misc.			Kick Returns				Punt Returns							
Year	Team	P/S	TT	UT	A	S	Yds	Int	Yds	Avg	TD	PD	FF	FR	SpT	KR	Yds	Avg	Lg	TD	PR	FC	Yds	Avg	Lg	TD
2000	Steelers	15/0	0	0	0	0.0	0.0	0	0	0.0	0	0	0	0	11	24	465	19.4	31	0	36	7	467	13.0	54	1
2001	Steelers	13/0	1	1	0	0.0	0.0	0	0	0.0	0	0	0	2	6	16	250	15.6	30	0	36	14	292	8.1	39	0
2002	Steelers	13/0	8	8	0	0.0	0.0	0	0	0.0	0	1	0	1	11	5	103	20.6	25	0	4	2	29	7.3	11	0
2003	Buccaneers	1/0	0	0	0	0.0	0.0	0	0	0.0	0	0	0	0	3	0	0	0.0	0	0	0	0	0	0.0	0	0
2004	Patriots	0/0	0	0	0	0.0	0.0	0	0	0.0	0	0	0	0	0	0	0	0.0	0	0	0	0	0	0.0	0	0
Totals-5 years		42/0	9	9	0	0.0	0.0	0	0	0	0	1	0	3	31	45	818	18.2	31	0	76	23	788	10.4	54	1
Postseason		Tackles						Interceptions				Misc.			Kick Returns				Punt Returns							
Year	Team	P/S	TT	UT	A	S	Yds	Int	Yds	Avg	TD	PD	FF	FR	SpT	KR	Yds	Avg	Lg	TD	PR	FC	Yds	Avg	Lg	TD
2001	Steelers	0/0	0	0	0	0.0	0.0	0	0	0.0	0	0	0	0	0	0	0	0.0	0	0	0	0	0	0.0	0	0
2002	Steelers	2/1	2	2	0	0.0	0.0	0	0	0.0	0	0	0	0	0	4	55	13.8	20	0	0	0	0.0	0	0	0
2004	Patriots	3/0	3	3	0	0.0	0.0	0	0	0.0	0	1	0	0	0	0	0	0.0	0	0	0	0	0	0.0	0	0
Totals-3 Years		5/1	5	5	0	0.0	0.0	0	0	0	0	1	0	0	0	4	55	13.8	20	0	0	0	0.0	0	0	0



**DEXTER
REID**
SAFETY

24

SUPER BOWLS: 04

5-11 ★ 203 lbs ★ Born 3/18/81 ★ Years NFL/Patriots: 2/2
GP/GS: 13/2 (3/0) ★ Acq: D4a-04 (113th) ★ North Carolina ★ Norfolk, Va.

CAREER TRANSACTIONS

Dexter Reid was drafted by the New England Patriots in the fourth round (113th overall) of the 2004 NFL Draft ... Signed by the Patriots (06/22/04).

SEASONAL REVIEWS

2004 (13/2, 3/0): Played in the first 13 games of the season with two starts at safety ... Finished fourth on the team with 16 special teams stops ... Played in his first NFL contest (9/9) ... Made his first career start (11/28). **Miami (10/10):** Saw significant action at safety ... Recovered a Jay

Fiedler fumble caused by Rodney Harrison in the third quarter, kick-starting a drive that ended in a Patriots touchdown ... Recorded one solo special teams tackle.

Seattle (10/17): Played in a reserve role on special teams and at safety ... Knocked down a pass intended for Jerramy Stevens late in the fourth quarter ... Collected a special teams tackle and one defensive stop in the secondary. **Pittsburgh (10/31):** Saw action as a reserve in the secondary and registered three tackles ... Participated on special teams

coverage units and collected one stop. **St. Louis (11/7):** Saw significant action in the secondary and registered

EXTRA POINTS

🏈 Dexter recorded 166 tackles as a junior at North Carolina, setting the school record for tackles in a season by a defensive back and falling just five stops short of the overall school record.

two solo tackles ... Collected two special teams stops. **Kansas City (11/22):** Led the team with three solo special teams tackles ... Stonewalled Dante Hall for no gain with a big hit on a punt return in the first quarter. **Baltimore (11/28):** Made his first career start at safety ... Collected a solo tackle on defense and a special teams stop ... Knocked down a pass intended for Travis Taylor late in the fourth quarter. **Cleveland (12/5):** Started his second consecutive game at safety and collected two tackles and a forced fumble ... Caused Steve Heiden to fumble and the loose ball was recovered Eugene Wilson at the Browns' 32-yard line in the third quarter ... The turnover was converted into a touchdown by the Patriots' offense ... Tied for the team lead with two solo special teams tackles. **Indianapolis (1/16):** Saw action at safety and on special teams coverage units in the divisional playoffs ... Registered two tackles in defensive play and also notched a special teams stop. **Pittsburgh (1/23):** Registered a special teams tackle in the Patriots' 41-27 AFC Championship victory over the Steelers. **Philadelphia (2/6):** Saw significant action at free safety in the second half and collected two solo tackles in the Patriots' 24-21 victory over the Eagles in Super Bowl XXXIX ... Helped pin the Eagles deep in their own territory by downing Josh Miller's 32-yard punt at the Philadelphia 4-yard line with 46 seconds remaining in the fourth quarter.

COLLEGE

Started 36 of 47 games, recording 466 tackles (304 solos) with four sacks for 25 yards ... Also totaled 17.5 stops for losses of 62 yards and three interceptions for 68 yards in returns, including a touchdown ... Finished his college career with 18 pass deflections, four forced fumbles and two fumble recoveries. **2003 (Senior):** Consensus All-Atlantic Coast Conference first-team choice ... Started 11 games at free safety, leading the team with 132 tackles (95 solos), including 3.5 stops for losses of nine yards ... Deflected three passes and had a quarterback pressure. **2002 (Junior):** Named defensive captain ... All-American first-team pick by *The NFL Draft Report* ... All-Atlantic Coast Conference first-team selection ... Started all year at free safety,

setting a school season-record for defensive backs with a career-high 166 tackles (107 solos), including a sack and six stops for losses ... Overall, only Buddy Curry (171 in 1979) had more total tackles in a season in school history ... Deflected four passes and credited with two quarterback pressures ... Also forced two fumbles. **2001 (Sophomore):** All-Atlantic Coast Conference first-team selection by *The Sports Xchange* ... Started all year at free safety and was voted the team's top defensive back ... Finished third on the squad with 99 tackles (67 solos) ... Returned two interceptions for a total of 66 yards, including one for a touchdown ... Had four double-digit tackle games ... Made a spectacular interception against Virginia and returned it 67 yards for a touchdown that sealed a Tar Heel victory ... It was the 10th-longest interception return for a touchdown in North Carolina history. **2000 (Freshman):** Played in every game as the top backup at free safety and on special teams ... Finished fifth on the team with 69 tackles (35 solos) ... Also recovered one fumble, picked off one pass, had six pass deflections and one quarterback pressure.

PERSONAL

Dexter Devon Reid was born on March 18, 1981 in Norfolk, Va. ... Earned "Super Ram" status in the weight room during the 2002 off-season ... Uncle, Kevin Shamblee, ran track at Tennessee ... Attended Granby (Norfolk, Va.) High ... Honorable mention All-USA *Today* selection and District Player of the Year ... First-team All-State, and All-District on offense and defense, adding All-Region and All-Tidewater honors on defense ... Made 62 tackles and had three interceptions as a senior ... Blocked five field goals ... Played quarterback on offense and had 1,400 yards total offense as a senior ... In his career, he passed for 20 touchdowns and 2,000 yards and rushed for 960 yards and 12 scores ... Also competed in track and basketball ... Named Norfolk's Outstanding Track Performer ... Competed in the sprints and triple jump ... Won the state triple jump title as a senior ... Two-time All-District selection in basketball ... Was a Management and Information Systems major at North Carolina.

DEXTER REID																		
Pos: S		Ht: 5-11	Wt: 203	Year: 2nd		Acq: D4a-04 (113th)				College: North Carolina				Born: 03/18/81				
Regular Season			Tackles					Interceptions						Miscellaneous				
Year	Team	G/S	TT	UT	A	S	Yds	No	Yds	Avg	Lg	TD	PD	FF	FR	Yds	TD	SpT
2004	Patriots	13/2	9	4	5	0.0	0.0	0	0	0	0	0	2	1	1	0	0	16
Postseason			Tackles					Interceptions						Miscellaneous				
Year	Team	P/S	TT	UT	A	S	Yds	No	Yds	Avg	Lg	TD	PD	FF	FR	Yds	TD	SpT
2004	Patriots	3/0	4	3	1	0.0	0.0	0	0	0	0	0	0	0	0	0	0	4



JEFF ROEHL TACKLE

62

6-4 ★ 300 lbs ★ Born 5/18/80 ★ Years NFL/Patriots: 2/1
GP/GS (Playoffs): 12/2 (0/0) ★ Acq: FA-05 ★ Northwestern ★ Evergreen Park, Ill.

CAREER TRANSACTIONS

Jeff Roehl was signed by the Patriots on January 6, 2005 ... Originally signed as a rookie freeagent by the New York Giants (05/02/03) ... Waived by the Giants (06/02/04) ... Claimed off waivers by the Seattle Seahawks (06/14/04) ... Waived by the Seahawks (09/05/04).

SEASONAL REVIEWS

2004 (0/0): Spent 2004 training camp with the Seattle Seahawks, but was released in the final preseason roster cut (9/5) and spent the remainder of the season out of football.

2003 (12/2 - New York Giants): Played in 12 games at both guard and tackle with two starts. **St. Louis (9/7):** Made his NFL debut, stepping in at left tackle in the second quarter. **Dallas (9/15):** Earned his first career start at left tackle. **Philadelphia (10/19):** Replaced left guard Rich Seubert late in the first quarter as offensive line allowed Giants to rush for a season-high 180 yards. **Buffalo (11/30):** Started at left tackle in place of Luke Petitgout. **Carolina (12/28):** Replaced Jeff Hatch at the right tackle.

EXTRA POINTS

🏈 Jeff was featured in an NFL Films feature as a rookie in 2003, taking part in a documentary on the life of an NFL rookie.

COLLEGE

Was a three-year starter for Northwestern after transferring from Notre Dame following his freshman season in 1998 ... Played 27 consecutive games at right guard before moving to right tackle for five games ... As a senior, earned a second-team All-Big Ten selection by the coaches and media ... Played in the East-West Shrine Game ... Was an Academic All-Big Ten selection.

PERSONAL

Jeff Roehl was born son of Alan and Kathy Roehl on May 18, 1980 in Evergreen Park, Ill. ... Played guard and tackle at Carl Sandburg High School (Orland Park, Ill.) ... 1997 *Chicago Tribune*, *Champaign News-Gazette* and *Chicago Sun-Times* all-state pick ... Team captain and MVP as a senior ... Two-time all-conference and all-city selection ... Conference MVP as a senior ... Named National Football Foundation Scholar-Athlete ... Illinois High School Association Academic All-State ... *Chicago Tribune* scholar-athlete ... Selected to play in the Illinois North-South All-Star Game.



P.K. SAM WIDE RECEIVER

14

SUPER BOWLS: 04

6-3 ★ 210 lbs ★ Born 2/26/83 ★ Years NFL/Patriots: 2/2
GP/GS (Playoffs): 2/0 (0/0) ★ Acq: D5-04 (164th) ★ Florida State ★ Buford, Ga.

CAREER TRANSACTIONS

P.K. Sam was drafted by the New England Patriots in the fifth round (164th overall) of the 2004 NFL Draft ... Signed by the Patriots (07/25/04) ... Placed on injured reserve (10/20/04).

SEASONAL REVIEWS

2004 (2/0, 0/0): Appeared in two games as a rookie before being placed on injured reserve with a groin injury (10/20) ... Made his NFL debut at wide receiver (10/3) after being listed among the day-of-game inactives for the first two games. **Buffalo (10/3):** Made his NFL debut at wide receiver in the Patriots' 31-17 victory over the Bills.

EXTRA POINTS

🏈 P.K. was the youngest player selected in the 2004 NFL Draft.

Miami (10/10): Played in a limited role at wide receiver in the Patriots' 24-10 victory over the Dolphins.

COLLEGE

Versatile athlete who not only competed as a wide receiver, but also handled rushing, kickoff return and punt return chores during his three seasons with the varsity at Florida State ... Named the team's most dependable receiver during the 2002 campaign ... Started 13 of 35 games at split end during his career, hauling in 76 passes for 1,066 yards (14.0 avg) and seven touchdowns ... Added 74 yards on four kickoff returns (18.5 avg), 30 yards on six punt returns

(5.0 avg), seven yards on three carries (2.3 avg) and a solo tackle on special teams. **2003 (Junior):** Started every game at split end, finishing second on the team with a career-high 50 catches for 735 yards (14.7 avg) and five touchdowns ... Carried twice for four yards (2.0 avg) and recorded a solo tackle ... Caught three passes for 84 yards against Florida, including a twisting, falling-down 52-yard grab for a game-winning touchdown with 0:55 left in a 38-34 triumph. **2002 (Sophomore):** Played in 11 games ... Finished with 15 receptions for 173 yards (11.5 avg), three yards on a reverse and 19 yards on a pair of punt returns. **2001 (Freshman):** Was the only true freshman on his team to play in every game ... Ranked sixth on the team with 11 receptions for 158 yards (14.4 avg) and two touchdowns ... Had four punt returns for 11 yards (2.8 avg) and four kickoff returns for 74 yards (18.5 avg).

PERSONAL

Philip Kenwood Sam II was born the son of Letta and Philip Sam on Feb. 26, 1983 in Denver, Colo. ... His younger brother is former teammate and Florida State player Lorne Sam ... Attended Buford (Ga.) High, earning All-State Class A first-team honors and named the conference and county player of the year his senior season ... Was a Super Southern selection by the *Atlanta Journal-Constitution*, and was named to the All-Southern team by the *Orlando Sentinel* ... Was a standout receiver, free safety and punter during his high school career ... Caught 39 passes for 1,067 yards (27.4 avg) and seven touchdowns his senior season ... Also played free safety and punter ... Led the football team to a 13-2 record and a state runner-up finish as a junior ... Standout track performer who won state titles in the 110 and 300 meter hurdle events his senior season ... Also played basketball ... Political science major at Florida State.

P.K. SAM

Pos: WR Ht: 6-3 Wt: 210 Year: 2nd Acq: 05-04 (164th) College: Florida St. Born: 2/26/83

Year	Team	P/S	No Yds	Avg	Lg	TD	SpT	Misc	Tkl	Year	Team	P/S	No Yds	Avg	Lg	TD	SpT	Misc	Tkl
2004	Patriots	2/0	0	0	0.0	0	0	0	0	2004	Patriots	0/0	Injured	Reserve					



5-10 ★ 185 lbs ★ Born 1/6/81 ★ Years NFL/Patriots: 3/3
GP/GS (Playoffs): 29/9 (6/3) ★ Acq: D4b-03 (120th) ★ Central Florida ★ Ft. Lauderdale, Fla.

CAREER TRANSACTIONS

Asante Samuel was selected by the New England Patriots in the fourth round (120th overall) of the 2003 NFL draft ... Signed with the Patriots (07/15/03).

CAREER HIGHLIGHTS

Career GP/GS: 29/9 (6/3)

★ Samuel played in 13 games with eight starts in 2004 and led the team with 12 passes defended.

★ Samuel started all three postseason contests for the Patriots in 2004 and finished tied for the team lead with four pass breakups.

★ Samuel tallied his second career touchdown with a 34-yard interception return for a score against Cincinnati (12/12/04).

★ Samuel was named NFL rookie of the week for his performance in the Patriots' victory over the Jets in New England's 2003 home opener. He returned his first career interception 55

yards for a touchdown to seal a 23-16 Patriots victory.

★ Samuel spent much of his rookie season as the Patriots' fifth defensive back, and earned his first career start in place of an injured Ty Law in the Patriots' 19-13 overtime win at Miami (10/19/03).

SEASONAL REVIEWS

2004 (13/8, 3/3): Played in 13 games, with eight starts at cornerback ... Led the team with 12 passes defended ... Tallied 34 tackles (32 solo) ... Collected his second career interception return for a touchdown (12/12). **Indianapolis (9/9):** Saw extensive action in the secondary and notched three solo tackles and a pass defended ... Batted down a Peyton Manning pass intended for Reggie Wayne. **Miami (10/10):** Started at cornerback and tallied four solo tackles, a pass defended and a forced fumble ... Batted down a deep ball intended for Marty Booker. **Seattle (10/17):**

EXTRA POINTS

● Asante was a jack-of-all-trades for his high school team, playing at defensive back and quarterback, as well as handling the kicking and punting chores.

Stopped Mack Strong for a 2-yard loss on a screen pass late in a tight game. **N.Y. Jets (10/24):** Started at cornerback and notched three solo tackles, two passes defended and a forced fumble ... Forced McCareins to fumble, but the loose ball was recovered by the Jets ... Batted down two passes intended for Justin McCareins. **Pittsburgh (10/31):** Made his second consecutive start at cornerback and collected three solo tackles ... Forced Antwaan Randle-El to fumble, but the ball rolled out of bounds. **Kansas City (11/22):** Collected four solo tackles and two passes defended ... Tipped a pass intended for Eddie Kennison on a deep route down the right sideline ... Batted down a Trent Green pass intended for Kennison during the Chiefs final drive of the game. **Cincinnati (12/12):** Registered a solo tackle and three passes defended, including an interception return for a touchdown ... Picked off a Carson Palmer pass intended for T.J. Houshmandzadeh and scampered down the sideline for a 34-yard interception return for a touchdown in the second quarter ... Batted down a pass intended for Tony Stewart in the end zone. **Miami (12/20):** Collected five solo tackles and a pass defended. **N.Y. Jets (12/26):** Stopped Justin McCareins short of the first down on a fourth-and-six play. **San Francisco (1/2):** Started at cornerback and collected three tackles and a pass defended ... Batted down a Ken Dorsey pass intended for Curtis Conway on a third-and-five play. **Indianapolis (1/16):** Started at cornerback and collected three solo tackles in the divisional playoffs. **Pittsburgh (1/23):** Recorded four tackles and four passes defended in the Patriots' 41-27 AFC Championship victory over the Steelers ... Deflected a Ben Roethlisberger pass that was then picked off by Eugene Wilson ... Used a corner blitz to stop Duce Staley for no gain on a rush up the middle. **Philadelphia (2/6):** Started at cornerback and registered four solo tackles in the Patriots' 24-21 victory over the Eagles in Super Bowl XXXIX.

2003 (16/1, 3/0): Played in all 16 games at cornerback with one starting assignment ... Made his NFL debut at Buffalo (9/7) ... Named NFL Rookie of the Week for his performance against the N.Y. Jets (9/21). **N.Y. Jets (9/21):** Named NFL Rookie of the Week for his performance against the Jets ... Registered his first career interception when he picked off Vinny Testaverde and returned it 55 yards for the game-winning touchdown on the first play of the fourth quarter ... It was the first time a Patriots rookie returned an interception for a touchdown since Oct. 17, 1999 when Andy Katzenmoyer picked off a Dan Marino pass and scampered 57 yards. **Tennessee (10/5):** Tallied six solo tackles, his second highest tackle total of the season. **Miami (10/19):** Made his first career start and made two solo tackles ... Deflected a Jay Fiedler deep pass that was intended for Derrius Thompson ... The tipped ball was then intercepted by Eugene Wilson. **Denver (11/3):** Sealed the Patriots fifth straight victory by intercepting a Danny Kanell pass intended for Ashley Lelie with seven seconds remaining in the game.

Indianapolis (11/30): Registered a career-high eight tackles (7 solo) ... Made a nice tackle to keep Edgerrin James out of the end zone on a seven-yard run, setting up the Patriots' goal line stand late in the fourth quarter. **Tennessee (1/10):** Collected two solo tackles in the Patriots' 17-14 divisional playoff victory over the Titans ... Sealed the victory by breaking up a pass intended for Drew Bennett on fourth-and-12 with 1:38 remaining in the game. **Indianapolis (1/18):** Tallied three solo tackles and a pass defended in the Patriots' 24-14 AFC Championship victory over the Colts. **Carolina (2/1):** Saw action as the fifth defensive back in the Patriots' 32-29 Super Bowl XXXVIII victory over the Panthers.

COLLEGE

Samuel recorded 127 tackles (102 solo) with eight interceptions, 38 pass deflections, 63 punt returns for 673 yards (10.8 avg) and 10 kickoff returns for 168 yards (16.8 avg.) ... His 38 pass break-ups broke the old school career-record of 34, set by Greg Atterberry (1981-85) ... Provided solid leadership in the secondary as well as on special teams where he was chosen by his teammates to be the captain. 2002 (Senior): All-Mid American Conference first-team selection ... Started all year at weak-side cornerback, recording 48 tackles (42 solo) with three stops for losses of 5 yards ... Deflected a team-high 15 passes and also led the squad with four interceptions for 26 yards in returns. 2001 (Junior): All-Independent first-team selection by *Football News* ... Started all year at left cornerback, making 41 tackles (31 solo) with two interceptions and a team-high 13 deflected passes. 2000 (Sophomore): Recorded 26 tackles (23 solo) with two interceptions and six pass deflections. 1999 (Freshman): Played in every game at free safety, earning his first collegiate start vs. Eastern Illinois ... Recorded 12 tackles (6 solo) with four pass deflections and a forced fumble.

PERSONAL

Asante Samuel was born the son of Jasper and Christine Samuel on Jan. 6, 1981 ... Attended Boyd Anderson (Lauderdale Lake, Fla.) High ... Was a versatile athlete, playing quarterback, defensive back, kicker and punter in football in addition to being a member of the basketball and baseball teams ... On the gridiron as a junior, he saw considerable action at quarterback where he threw for 1,800 yards and rushed for 500 yards ... Concentrated on defense his senior year and earned All-Broward County honors from the *Miami Herald* as well as All-State honors ... Considered one of the county's top pass defenders, tallying 75 tackles and four interceptions and earned an invitation to the North-South Shrine Game ... Also saw limited action as the backup quarterback, completing 18 passes for 198 yards and three touchdowns in his final year ... Majored in business at Central Florida.

ASANTE SAMUEL

Pos: CB Ht: 5-10 Wt: 185 Year: 3rd Acq: D4b-03 (120th) College: Central Florida Born: 1/6/81

Year	Team	P/S	TT	UT	A	S	Yds	No	Yds	Avg	Lg	TD	PD	FF	FR	Yds	TD	SpT
2003	Patriots	16/1	35	33	2	0	0	2	55	27.5	55t	1	9	0	0	0	0	2
2004	Patriots	13/8	34	32	2	0	0	1	34	34.0	34	1	12	2	0	0	0	0
Totals-2 years		29/9	69	65	4	0	0	3	89	29.7	55t	2	21	2	0	0	0	2
Year	Team	P/S	TT	UT	A	S	Yds	No	Yds	Avg	Lg	TD	PD	FF	FR	Yds	TD	SpT
2003	Patriots	3/0	5	5	0	0	0	0	0	0.0	0	0	1	0	0	0	0	0
2004	Patriots	3/3	11	10	1	0	0	0	0	0.0	0	0	4	0	0	0	0	0
Totals-2 years		6/3	16	15	1	0	0	0	0	0.0	0	0	5	0	0	0	0	0

SAMUEL'S CAREER GAME BY GAME

2003	Opponent	P/S	TT	UT	A	S/Yds	I/Yds	PD	FF	FR	SpT	W/L	Score
09/07	at Buffalo	p	1	1	0	--	--	1	--	--	--	L	0-31
09/14	at Philadelphia	p	1	1	0	--	--	--	--	--	1	W	31-10
09/21	N.Y. Jets	p	2	2	0	--	1/55t	2	--	--	--	W	23-16
09/28	at Washington	p	0	0	0	--	--	--	--	--	--	L	17-20
10/05	Tennessee	p	6	6	0	--	--	--	--	--	--	W	38-30
10/12	N.Y. Giants	p	3	3	0	--	--	1	--	--	1	W	17-6
10/19	at Miami	s	2	2	0	--	--	1	--	--	--	W	19-13
10/26	Cleveland	p	2	2	0	--	--	--	--	--	--	W	9-6
11/03	at Denver	p	1	1	0	--	1/0	1	--	--	--	W	30-26
11/16	Dallas	p	2	2	0	--	--	--	--	--	--	W	12-0
11/23	at Houston	p	2	1	1	--	--	--	--	--	--	Wot	23-20
11/30	at Indianapolis	p	8	7	1	--	--	--	--	--	--	W	38-34
12/07	Miami	p	1	1	0	--	--	--	--	--	--	W	12-0
12/14	Jacksonville	p	0	0	0	--	--	1	--	--	--	W	27-13
12/20	at N.Y. Jets	p	3	3	0	--	--	1	--	--	--	W	21-16
12/27	Buffalo	p	2	1	1	--	--	--	--	--	--	W	31-0
2003 Totals		16/1	36	33	3	0.0/0.0	2/55	9	0	0	2		14-2
01/10	Tennessee	p	0	0	0	--	--	--	--	--	--	W	17-14
01/18	Indianapolis	p	3	3	0	--	--	1	--	--	--	W	24-14
02/01	at Carolina	p	0	0	0	--	--	--	--	--	--	W	32-29
Postseason 2003		3/0	3	3	0	0.0/0.0	0/0	1	0	0	0		3-0
2004	Opponent	P/S	TT	UT	A	S/Yds	I/Yds	PD	FF	FR	SpT	W/L	Score
09/09	Indianapolis	p	3	3	0	--	--	--	1	--	--	W	27-24
09/19	at Arizona	p	2	2	0	--	--	--	1	--	--	W	23-12
10/03	at Buffalo	p	0	0	0	--	--	--	--	--	--	W	31-17
10/10	Miami	p	4	4	0	--	--	--	1	--	--	W	24-10
10/17	Seattle	p	0	0	0	--	--	--	--	--	--	W	30-20
10/24	N.Y. Jets	s	3	3	0	--	--	--	2	--	1	W	13-7
10/31	at Pittsburgh	s	3	3	0	--	--	--	--	--	--	L	20-34
11/07	at St. Louis	s	1	1	0	--	--	--	--	--	--	W	40-22
11/14	Buffalo											W	29-6
11/22	at Kansas City	p	4	4	0	--	--	--	2	--	--	W	27-19
11/28	Baltimore								Inactive			W	24-3
12/05	at Cincinnati								Inactive			W	42-15
12/12	Cincinnati	s	1	1	0	--	1/34	3	--	--	--	W	35-28
12/20	at Miami	s	5	5	0	--	--	--	1	--	--	L	28-29
12/26	at N.Y. Jets	s	5	5	0	--	--	--	--	--	--	W	23-7
01/02	San Francisco	s	3	1	2	--	--	--	1	--	--	W	21-7
2004 Totals		13/8	34	32	2	0.0/0.0	1/34	12	2	0	0		14-2
01/16	Indianapolis	s	3	3	0	--	--	--	--	--	--	W	20-3
01/23	at Pittsburgh	s	4	3	1	--	--	--	4	--	--	W	41-27
02/06	at Philadelphia	s	4	4	0	--	--	--	--	--	--	W	24-21
2004 Postseason		3/3	11	10	1	0/0	0/0	4	0	0	0		3-0



6-1 ★ 201 lbs ★ Born 11/15/79 ★ Exp. (NFL/Patriots) 3/1
GP/GS (Playoffs) 14/0 (0/0) ★ Acq. FA-05 ★ Akron ★ Pittsburgh, Pa.

CAREER TRANSACTIONS

Jake Schifino was signed by the Patriots as a free agent on January 6, 2005 ... Originally drafted by the Tennessee Titans in the fifth round (151st overall) of the 2002 NFL Draft ... Placed on injured reserve (08/22/02) ... Waived by Tennessee (10/05/04).

SEASONAL REVIEWS

2004 (1/0 - Tennessee): Played in one game for Tennessee in 2004 (9/26 vs. Jacksonville) before being waived (10/5) ... Did not record any statistics.

EXTRA POINTS

● Jake's right arm bears a tattoo in tribute to his mother, Rosetta, who he credits along with his father for achieving his dream of playing in the NFL.

● Jake's brother, Drew, started at guard for West Virginia University's basketball team and led the team in 2002-03 with a 20.1-point scoring average as a sophomore before transferring to Middle Tennessee State University.

● At Akron, Jake frequently would be involved in pick-up basketball games with NBA top pick LeBron James.

2003 (13/0 - Tennessee): Played in 13 games and led the team in kickoff returns, totaling 703 yards on 35 returns (20.1-yard avg.), while adding four special teams tackles. **Oakland (9/7):** Made his NFL debut and returned two kickoffs for 66 yards in the Titans' win over the Raiders. **Indianapolis (9/14):** returned four kickoffs for 75 yards. **New Orleans (9/21):** Recorded three kickoff returns for 67 yards. **Pittsburgh (9/28):** returned two kicks for 32 yards. **New England (10/5):** Set ca-

reer highs with seven kickoff returns and 135 yards against the Patriots in Foxborough. **Houston (10/12):** Returned two kickoffs for 41 yards. **Carolina (10/19):** Notched two kickoff returns for 48 yards. **Miami (11/9):** Recorded one kickoff return for 19 yards. **Jacksonville (11/16):** Notched two kick returns for 19 yards. **Atlanta (11/23):** Recovered a Travis Jervey fumble on a second quarter kickoff to set up a touchdown two plays later ... Returned five kickoffs for 110 yards (22.0 avg). **N.Y. Jets (12/1):** Notched five kickoff returns for 91 yards. **2002 (0/0 – Tennessee):** Missed his rookie season on injured reserve after suffering an injury during training camp ... Placed on injured reserve (8/22).

COLLEGE

Schifino was a three-time recipient of Akron's outstanding Player Award (as a freshman, sophomore and junior)

who started 31 of 40 career games and recorded 131 receptions for 1,986 yards (15.2 avg.) and 10 touchdowns ... Started 10 games as a senior and finished second on the team with 36 receptions for 506 yards and three touchdowns ... As a junior, recorded a career-high 42 passes for 778 yards and four touchdowns, ranking fifth in the MAC with 70.2 receiving yards per game.

PERSONAL

Vernon Martin Schifino, Jr. was born on November 15, 1979 in Pittsburgh, Pa. ... Was a Fabulous 22 pick by the *Pittsburgh Post-Gazette* while starring as a receiver and defensive back at Penn Hills (Pa.) High School, where his team won the State Championship during his sophomore year ... Also lettered in basketball, averaging 18 points and eight rebounds per game ... Schifino majored in business and organization communications at Akron.

JAKE SCHIFINO

Pos: WR Ht: 6-1 Wt: 201 Yr: 3rd Acq: FA-05 College: Akron Born: 11/15/79

Regular Season		Receiving				Rushing				Kick Returns				Punt Returns			
Year	Team	P/S	No	Yds	Avg	Lg	TD	No	Yds	Avg	Lg	TD	No	Yds	Avg	Lg	TD
2002	Titans	0/0															
2003	Titans	13/0	0	0	0.0	0	0	0	0	0.0	0	0	35	703	20.1	39	0
2004	Titans	1/0	0	0	0.0	0	0	0	0	0.0	0	0	0	0	0.0	0	0
Totals-2 Years		14/0	0	0	0.0	0	0	0	0	0.0	0	0	35	703	20.1	39	0



**CHAD
SCOTT**
CORNERBACK



6-1 ★ 202 lbs ★ Born 9/6/74 ★ Years NFL/Patriots: 9/1
GP/GS (Playoffs): 91/87 (7/5) ★ Acq: FA-05 ★ Maryland ★ Capitol Heights, Md.

CAREER TRANSACTIONS

Chad Scott was signed by the Patriots as a veteran free agent on April 26, 2005 ... He was originally drafted by the Pittsburgh Steelers in the first round (24th overall) of the 1997 NFL Draft ... Re-signed by the Steelers (07/19/01) ... Released by the Steelers (02/25/05).

CAREER HIGHLIGHTS

CAREER GP/GS: 91/87 (7/5)

★ Scott has shown an ability to make big plays throughout his career, coming up with 19 career interceptions in 91 games, including four picks returned for touchdowns.

★ Scott tied his career high and led the Steelers with a five interceptions in 2001, including two picks which he returned for touchdowns.

★ Scott has averaged exactly one pass defended per start throughout his career, batting down 87 balls in exactly 87 career starts entering 2005.

★ Scott has gained 368 yards on

interception returns for his career, including a career long 62-yard return in 2001, a year in which he averaged 40.8 yards per return on his five interceptions.

★ Scott was named to the 1997 All-Rookie Team, posting 47 tackles, three interceptions and 13 passes defended.

SEASONAL REVIEWS

2004 (7/7, 2/0 – Pittsburgh): Started seven games and played in both of Pittsburgh's playoff contests. **Oakland (9/12):** Played all 65 defensive snaps and finished with four solo tackles. **Baltimore (9/19):** Registered five total tackles (2 solo). **Miami (9/26):** Finished with five total tackles (all solo) and was also credited one pass defended. **Cincinnati (10/3):** Recorded his first interception of the season and finished with six total tackles (4 solo), two quarterback hurries/pressures and one pass defended. **Cleveland (10/10):** Made five total tackles (4 solo) and defended two passes. **Dallas (10/17):** Injured his knee in the first

EXTRA POINTS

Chad is one of two players from the University of Maryland to be drafted in the first round in the last 20 years. He was drafted 24th overall in 1997, while Shawn Merriman was picked 12th overall in 2005.

half and did not return, finishing with two total tackles (1 solo). **Buffalo (1/2/05)**: Started and played in his first games since the Oct. 17 game at Dallas, finishing with four total tackles (three solo) and four passes defended and being credited with a quarterback hurry/pressure. **N.Y. Jets (1/15)**: Finished with one solo tackle in the Steelers' playoff victory over the Jets. **New England (1/23)**: Registered one solo tackle in the Steelers' loss to the Patriots in the AFC Championship.

2003 (12/12 – Pittsburgh): Finished with 51 total tackles (46 solo) ... Also had three interceptions for 50 yards and one touchdown, and eight passes defended. **Kansas City (9/14)**: Started the game with a 26-yard interception return for a touchdown, the fourth touchdown of his career. **Cincinnati (9/21)**: Tipped a Jon Kitna pass that was intercepted by Jason Gildon, and finished with five total tackles (three solo) and two passes defended. **Denver (10/12)**: Recorded his second interception of the season and finished with three solo tackles. **Seattle (11/2)**: Recorded a team-high seven solo tackles, a forced fumble and a pass defense. **Cleveland (11/23)**: Collected his third interception of the season and tallied five solo tackles.

2002 (15/15, 1/1 – Pittsburgh): Finished tied for third on the team with 85 total tackles (61 solo) ... Also had two interceptions for 30 yards and one touchdown ... Was credited with 17 passes defended (second on the team) ... Also had two solo special-teams tackles. **New England (9/9)**: Finished with four tackles (two solo) and was credited with two pass defenses. **Oakland (9/15)**: Finished with a team-high 11 total tackles (nine solo) and was credited with one quarterback hit/pressure and five pass defenses. **Cleveland (9/29)**: Collected his first interception of the season and finished with five total tackles, two passes defended and a quarterback hit/pressure. **Baltimore (10/27)**: Led the team with ten total tackles (nine solo) and was credited with two passes defended and one quarterback hit/pressure. **Atlanta (11/10)**: Led the team with nine total tackles (six solo) and was credited with one pass defense and a special-teams tackle. **Cincinnati (11/24)**: Credited with two pass defenses and led the team with nine total tackles (six solo). **Carolina (12/15)**: Tied for team-high six tackles (all solo). **Tampa Bay (12/23)**: Intercepted a pass and returned it 30 yards for a touchdown, but left the game with a fractured right hand. **Tennessee (1/11)**: Returned to starting lineup after being deactivated for two games due to a hand injury, and had an interception in the Divisional Playoff against the Titans.

2001 (15/15, 2/2 – Pittsburgh): Led the team and tied a career-high with five interceptions ... finished 38 yards shy of the Steelers' record for interception return yards in a season (204) ... finished with 80 total tackles (71 solo) ... Was second on the team with 19 passes defended. **Buffalo (9/30)**: Played after being deactivated in the season opener and returned an interception 62 yards. **Cincinnati (10/7)**: Had one of the best performances of his career, recording his second interception of the season, returning it 26 yards, and registering a team high ten tackles (all solo). **Kansas City (10/14)**: Had an interception in his third straight game, returning it 61 yards for his first career touchdown. **Tampa Bay (10/21)**: Finished with five solo tackles and one pass defense, tipping a ball that was intercepted by teammate Mike Logan. **Tennessee (10/29)**: Made three solo tackles, was credited with two quarterback hurries/pressures and deflected a pass for the second straight week that was intercepted by the Steelers. **Jacksonville (11/18)**: Finished with six total tackles (three solo) and two quarterback pressures. **Tennessee (11/25)**: Grabbed his fourth interception of the season at and returned it for his second TD to clinch a Steelers' victory. **Minnesota (12/2)**: Led the team with 11 total tackles (10

solo). **Baltimore (12/16)**: Recorded his fifth interception of the season, tying his career high. **Baltimore (1/20)**: Recorded his second postseason interception in AFC Divisional Playoff game. **New England (1/27)**: Finished with six total tackles (four solo) in AFC Championship game.

2000 (16/16 – Pittsburgh): Had an excellent season for the Steelers, tying Dewayne Washington for the team lead with a career-high five interceptions ... Finished the season with 70 total tackles (64 solo) ... Was credited with 14 pass defenses. **Baltimore (9/3)**: Credited with seven tackles (all solo). **Cleveland (9/17)**: Made six total tackles (four solo), recovered a fumble and had one pass defense. **Tennessee (9/24)**: Had the first multiple interception game of his career when he intercepted two Neil O'Donnell passes for 38 yards, finishing with two total tackles and two pass defenses. **Cleveland (10/22)**: Collected his third interception of the season and finished with four solo tackles. **Baltimore (10/29)**: Finished with seven total tackles (five solo) and one pass defended. **Tennessee (11/5)**: Credited with six total tackles (five solo), one quarterback hurry/pressure and one pass defended. **Jacksonville (11/19)**: Made his fourth interception of the season.

1999 (14/13 – Pittsburgh): Finished with 50 total tackles, including 49 solo stops ... Also had one interception and nine pass defenses. **Cleveland (9/12)**: Made his first appearance since the 1997 season finale and finished with four solo tackles. **Baltimore (9/19)**: Credited with three total tackles (all solo) and had one pass defended. **Seattle (9/26)**: Registered a career-high 11 total tackles (ten solo). **Jacksonville (10/3)**: Recorded two total tackles and a pass defense. **Buffalo (10/10)**: Finished with 10 total tackles (nine solo). **Cincinnati (10/17)**: Helped limit Cincinnati's high-powered receivers to 10.9 yards-per-catch and finished with five solo tackles. **Atlanta (10/25)**: Intercepted his first pass of the season in the Monday night game and was credited with seven total tackles (6 solo). **Baltimore (12/12)**: Returned to the field after missing three games and had two solo stops and a pass defended. **Kansas City (12/18)**: Returned to the starting lineup at left cornerback, finishing with five total tackles and two passes defended. **Carolina (12/26)**: Finished with four total tackles (all solo) and was credited with a quarterback hurry/pressure. **Tennessee (1/2)**: Registered two solo tackles and was credited with a quarterback hurry/pressure.

1998: 0/0 – Pittsburgh): Missed the entire season on injured reserve.

1997 (13/9, 2/2 – Pittsburgh): Earned the Steelers' Joe Greene Award as the Rookie of the Year ... Was selected to the Associated Press All-Rookie team ... Played in 13 games and started in nine ... Finished the season with 47 total tackles (45 solo) and two interceptions ... Also had three pass defenses and a fumble recovery ... Started the first two games of the season at right cornerback and the final seven regular-season contests at either right or left corner ... Started the two postseason games at left cornerback. **Dallas (8/31)**: Recorded a season-high eight tackles. **Philadelphia (11/23)**: Tied his season-high with eight tackles. **Jacksonville (10/26)**: Collected first career interception. **Tennessee (12/21)**: Made second interception of the season. **New England (1/3)**: Led the team with eight tackles and three passes defended against the Patriots in the AFC Divisional playoffs.

COLLEGE

Played first two years of college career with Towson State ... Transferred to Maryland for his final two seasons ... Played 42 games with 31 starts ... Had 22.1-yard average on 49 career kick returns. 1996 (Senior): Earned first-team All-ACC honors as left cornerback ... Recorded 60 tackles (37 solo), three sacks and five interceptions.

1995 (Junior): Started 10 games at left cornerback in first season with The Terps ... Led squad with 10 deflected passes and also had three interceptions ... Played every game at weakside cornerback at Towson State as sophomore ... Led team with five interceptions and was second on the team with six pass deflections... Played in 10 games for Towson State as a redshirt freshman free safety ... Was also the leader of kickoff coverage unit.

PERSONAL

Chad Oliver Scott was born on September 6, 1974 in Capitol Heights, Md ... Was a two-time team captain at Suitland High ... Competed as defensive back and running back ... Had 74 tackles and rushed for 624 yards as a senior ... Also lettered once in track, competing on the 4x100-meter relay team ... Was a kinesiological sciences major at Maryland.

CHAD SCOTT

Pos: CB Ht: 6-1 Wt: 202 Year: 9th Acq: FA(PIT)-05 College: Maryland Born: 09/06/74

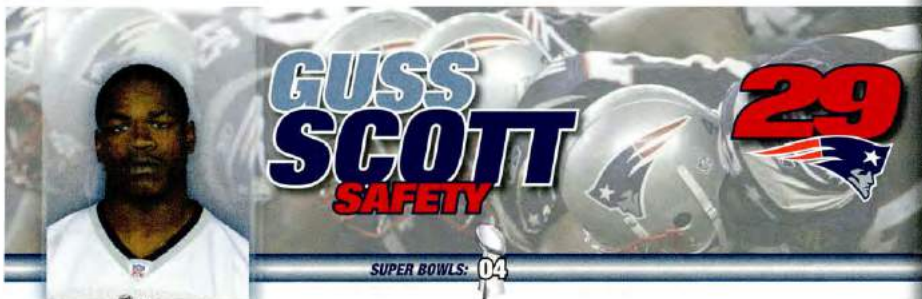
Regular Season		Tackles						Interceptions					Misc.			
Year	Team	P/S	TT	UT	AT	S	Yds	No.	Yds.	Avg.	Lg	TD	PD	FF	FR	SpT
1997	Steelers	13/9	47	45	2	0.0	0.0	2	-4	-4.0	-4	0	13	0	1	5
1998	Steelers	0/0	Injured Reserve													
1999	Steelers	13/13	50	49	1	0.0	0.0	1	16	16.0	16	0	9	0	0	0
2000	Steelers	16/16	70	64	6	0.0	0.0	5	49	9.8	33	0	14	0	1	0
2001	Steelers	15/15	80	71	9	0.0	0.0	5	204	40.8	62	2	19	0	0	0
2002	Steelers	15/15	81	64	17	0.0	0.0	2	30	15.0	30t	1	16	0	0	2
2003	Steelers	12/12	56	44	12	0.0	0.0	3	50	16.7	26t	1	9	1	0	0
2004	Steelers	7/7	29	27	2	0.0	0.0	1	23	23.0	23	0	7	0	0	0
Totals-8 years		91/87	413	364	49	0.0	0.0	19	368	19.4	62	4	87	1	2	7
Postseason		Tackles						Interceptions					Misc.			
Year	Team	P/S	TT	UT	AT	S	Yds	No.	Yds.	Avg.	Lg	TD	PD	FF	FR	SpT
1997	Steelers	2/2	12	11	1	0.0	0.0	1	27	27.0	27	0	3	0	0	0
2001	Steelers	2/2	8	5	3	0.0	0.0	1	19	19.0	19	0	1	0	0	0
2002	Steelers	1/1	1	1	0	0.0	0.0	1	0	0.0	7	0	1	0	0	0
2004	Steelers	2/0	2	2	0	0.0	0.0	0	0	0.0	0	0	0	0	0	0
Totals-4 Years		7/5	23	19	4	0.0	0.0	3	46	15.3	27	0	5	0	0	0

CHAD SCOTT'S CAREER GAME BY GAME

1997	Opponent	P/S	TT	UT	A	S/Yds	I/Yds	TD	FF	FR	PD	W/L	2000	Opponent	P/S	TT	UT	A	S/Yds	I/Yds	TD	FF	FR	PD	W/L																							
08/31	Dallas	S	6	6	0	0/0	0/0	0	0	0	2	L	09/03	Baltimore	S	9	9	0	0/0	0/0	0	0	0	0	L																							
09/07	Washington	S	0	0	0	0/0	0/0	0	0	0	0	W	09/17	at Cleveland	S	2	2	0	0/0	0/0	0	0	1	0	L																							
09/22	at Jacksonville					Inactive						W	09/24	Tennessee	S	3	2	1	0/0	2/38	0	0	0	2	L																							
09/28	Tennessee					Inactive						W	10/01	at Jacksonville	S	1	1	0	0/0	0/0	0	0	0	1	W																							
10/05	at Baltimore					Inactive						W	10/08	at N.Y. Jets	S	4	3	1	0/0	0/0	0	0	0	0	W																							
10/12	Indianapolis	P	1	1	0	0/0	0/0	0	0	0	0	W	10/15	Cincinnati	S	4	4	0	0/0	0/0	0	0	0	1	W																							
10/19	at Cincinnati	P	0	0	0	0/0	0/0	0	0	0	0	W	10/22	Cleveland	S	4	3	1	0/0	1/3	0	0	1	1	W																							
10/26	Jacksonville	P	2	2	0	0/0	1/-4	0	0	0	2	W	10/29	at Baltimore	S	6	6	0	0/0	0/0	0	0	0	0	W																							
11/03	at Kansas City	P	2	2	0	0/0	0/0	0	0	0	0	L	11/05	at Tennessee	S	6	5	1	0/0	0/0	0	0	0	0	L																							
11/09	Baltimore	S	5	5	0	0/0	0/0	0	0	0	3	W	11/12	Philadelphia	S	5	5	0	0/0	0/0	0	0	0	2	L																							
11/16	Cincinnati	S	5	5	0	0/0	0/0	0	0	0	0	W	11/19	Jacksonville	S	3	3	0	0/0	1/8	0	0	0	2	L																							
11/23	at Philadelphia	S	8	7	1	0/0	0/0	0	0	0	0	L	11/26	at Cincinnati	S	3	3	0	0/0	0/0	0	0	0	0	W																							
11/30	at Arizona	S	6	5	1	0/0	0/0	0	0	0	0	W	12/03	Oakland	S	7	6	1	0/0	0/0	0	0	0	0	W																							
12/07	Denver	S	5	5	0	0/0	0/0	0	0	0	3	W	12/10	at N.Y. Giants	S	7	6	1	0/0	0/0	0	0	0	0	L																							
12/13	at New England	S	5	5	0	0/0	0/0	0	0	0	0	W	12/16	Washington	S	3	3	0	0/0	1/0	0	0	0	3	W																							
12/21	at Tennessee	S	2	2	0	0/0	1/0	0	0	0	3	L	12/24	at San Diego	S	3	3	0	0/0	0/0	0	0	0	2	W																							
1997 Totals													16/16													70	64	6	0/0	5/49	0	0	2	14	9-7													
01/03	New England	S	8	8	0	0/0	1/27	0	0	0	3	W	2001 Opponent													P/S	TT	UT	A	S/Yds	I/Yds	TD	FF	FR	PD	W/L												
01/11	Denver	S	4	3	1	0/0	0/0	0	0	0	0	L	09/09	at Jacksonville					Inactive							L																						
1997 Postseason													2/2													12	11	1	0/0	1/27	0	0	0	3	1-1													
1998													Opponent													P/S	TT	UT	A	S/Yds	I/Yds	TD	FF	FR	PD	W/L												
Spent entire season on injured reserve																																																
09/12	at Cleveland	S	3	3	0	0/0	0/0	0	0	0	0	W	09/30	at Buffalo	S	2	2	0	0/0	1/62	0	0	0	1	W																							
09/19	at Baltimore	S	4	4	0	0/0	0/0	0	0	0	2	W	10/07	Cincinnati	S	11	8	3	0/0	1/26	0	0	0	1	W																							
09/26	Seattle	S	9	9	0	0/0	0/0	0	0	0	0	L	10/14	at Kansas City	S	1	1	0	0/0	1/61	1	0	0	2	W																							
10/03	Jacksonville	S	2	1	1	0/0	0/0	0	0	0	1	L	10/21	at Tampa Bay	S	3	2	1	0/0	0/0	0	0	0	1	W																							
10/10	at Buffalo	S	7	7	0	0/0	0/0	0	0	0	0	L	10/29	Tennessee	S	5	4	1	0/0	0/0	0	0	0	3	W																							
10/17	at Cincinnati	S	5	5	0	0/0	0/0	0	0	0	2	W	11/04	Baltimore	S	4	4	0	0/0	0/0	0	0	0	0	L																							
10/25	Atlanta	S	7	7	0	0/0	1/16	0	0	0	1	W	11/11	at Cleveland	S	10	10	0	0/0	0/0	0	0	0	0	1	W																						
11/07	at San Francisco	S	1	1	0	0/0	0/0	0	0	0	0	W	11/18	Jacksonville	S	5	3	2	0/0	0/0	0	0	0	1	W																							
11/14	Cleveland	S	1	1	0	0/0	0/0	0	0	0	0	L	11/25	at Tennessee	S	4	4	0	0/0	1/45	1	0	0	4	W																							
11/21	at Tennessee					Inactive						L	12/02	Minnesota	S	10	9	1	0/0	0/0	0	0	0	0	W																							
11/28	Cincinnati					Inactive						L	12/09	N.Y. Jets	S	7	6	1	0/0	0/0	0	0	0	0	W																							
12/02	at Jacksonville					Inactive						L	12/16	at Baltimore	S	6	6	0	0/0	1/10	0	0	0	3	W																							
12/12	Baltimore	P	2	2	0	0/0	0/0	0	0	0	1	L	12/23	Detroit	S	2	2	0	0/0	0/0	0	0	0	0	W																							
12/18	at Kansas City	S	4	4	0	0/0	0/0	0	0	0	1	L	12/30	at Cincinnati	S	9	9	0	0/0	0/0	0	0	0	2	L																							
12/26	Carolina	S	2	2	0	0/0	0/0	0	0	0	0	W	01/06	Cleveland	S	1	1	0	0/0	0/0	0	0	0	0	W																							
01/02	Tennessee	S	3	3	0	0/0	0/0	0	0	0	1	L	2001 Totals													15/15													80	71	9	0/0	5/204	2	0	0	19	13-3
1999 Totals													13/13													50	49	1	0/0	1/16	0	0	0	9	6-10	01/20	Baltimore	S	2	1	1	0/0	1/19	0	0	0	1	W
2000 Postseason													2/2													8	5	3	0/0	1/19	0	0	0	1	1-1	01/27	New England	S	6	4	2	0/0	0/0	0	0	0	0	L

CHAD SCOTT'S CAREER GAME BY GAME (CONT.)

2002	Opponent	P/S	TT	UT	A	S/Yds	I/Yds	TD	FF	FR	PD	W/L
09/09	at New England	S	5	2	3	0/0	0/0	0	0	0	0	L
09/15	Oakland	S	11	9	2	0/0	0/0	0	0	0	3	L
09/29	Cleveland	S	4	4	0	0/0	1/0	0	0	0	1	W
10/06	at New Orleans	S	6	6	0	0/0	0/0	0	0	0	0	L
10/13	at Cincinnati	S	6	5	1	0/0	0/0	0	0	0	2	W
10/21	Indianapolis	S	7	6	1	0/0	0/0	0	0	0	0	W
10/27	Baltimore	S	8	7	1	0/0	0/0	0	0	0	3	W
11/03	at Cleveland	S	3	3	0	0/0	0/0	0	0	0	1	W
11/10	Atlanta	S	8	6	2	0/0	0/0	0	0	0	1	T
11/17	at Tennessee	S	4	3	1	0/0	0/0	0	0	0	0	L
11/24	Cincinnati	S	7	6	1	0/0	0/0	0	0	0	3	W
12/01	at Jacksonville	S	3	1	2	0/0	0/0	0	0	0	0	W
12/08	Houston	S	0	0	0	0/0	0/0	0	0	0	0	L
12/15	Carolina	S	6	5	1	0/0	0/0	0	0	0	1	W
12/23	at Tampa Bay	S	3	1	2	0/0	1/30	1	0	0	1	W
12/29	at Baltimore					Inactive						W
2002 Totals			15/15	81	64	17	0/0	230	1	0	016	10-5-1
01/05	Cleveland					Inactive						W
01/11	at Tennessee	S	1	1	0	0/0	1/0	0	0	0	1	L
2002 Postseason			1/1	1	1	0	0/0	1/0	0	0	0	1-1
2003	Opponent	P/S	TT	UT	A	S/Yds	I/Yds	TD	FF	FR	PD	W/L
09/07	Baltimore	S	4	3	1	0/0	0/0	0	0	0	1	W
09/14	at Kansas City	S	1	1	0	0/0	1/26	1	0	0	1	L
09/21	at Cincinnati	S	5	4	1	0/0	0/0	0	0	0	2	W
09/28	Tennessee	S	3	3	0	0/0	0/0	0	0	0	1	L
10/05	Cleveland	S	6	5	1	0/0	0/0	0	0	0	0	L
10/12	at Denver	S	3	3	0	0/0	1/24	0	0	0	1	L
10/26	St. Louis	S	5	3	2	0/0	0/0	0	0	0	0	L
2003	Opponent	P/S	TT	UT	A	S/Yds	I/Yds	TD	FF	FR	PD	W/L
11/02	at Seattle	S	8	7	1	0/0	0/0	0	1	0	1	L
11/09	Arizona	S	5	1	4	0/0	0/0	0	0	0	0	W
11/17	at San Francisco	S	5	5	0	0/0	0/0	0	0	0	0	L
11/23	at Cleveland	S	7	7	0	0/0	1/0	0	0	0	1	W
11/30	Cincinnati	S	4	2	2	0/0	0/0	0	0	0	1	L
12/07	Oakland					Injured Reserve (12/02)						W
2003 Totals			12/12	56	44	12	0/0	3/50	1	1	0	9-6-10
2004	Opponent	P/S	TT	UT	A	S/Yds	I/Yds	TD	FF	FR	PD	W/L
09/12	Oakland	S	4	4	0	0/0	0/0	0	0	0	2	W
09/19	at Baltimore	S	2	2	0	0/0	0/0	0	0	0	0	L
09/26	at Miami	S	4	4	0	0/0	0/0	0	0	0	0	W
10/03	Cincinnati	S	7	6	1	0/0	1/23	0	0	0	1	W
10/10	Cleveland	S	6	6	0	0/0	0/0	0	0	0	1	W
10/17	at Dallas	S	1	1	0	0/0	0/0	0	0	0	0	W
10/31	New England					Inactive						W
11/07	Philadelphia					Inactive						W
11/14	at Cleveland					Inactive						W
11/21	at Cincinnati					Inactive						W
11/28	Washington					Inactive						W
12/05	Jacksonville					Inactive						W
12/12	N.Y. Jets					Inactive						W
12/18	at N.Y. Giants					Inactive						W
12/26	Baltimore					Inactive						W
01/02	at Buffalo	S	5	4	1	0/0	0/0	0	0	0	3	W
2004 Totals			7/7	29	27	2	0/0	1/23	0	0	0	7-15-1
01/15	N.Y. Jets	P	1	1	0	0/0	0/0	0	0	0	0	W
01/23	New England	P	1	1	0	0/0	0/0	0	0	0	0	L
2004 Postseason			2/0	2	2	0	0/0	0/0	0	0	0	0-1-1



5-10 ★ 205 lbs ★ Born 5/21/82 ★ Years NFL/Patriots: 2/2
GP/GS: 0/0 ★ Acq: D3-04 (95th) ★ Florida ★ Jacksonville, Fla.

CAREER TRANSACTIONS

Guss Scott was drafted by the New England Patriots in the third round (95th overall) of the 2004 NFL Draft ... Signed by the Patriots (07/30/04) ... Placed on injured reserve (08/30/04).

SEASONAL REVIEWS

2004 (0/0): Was placed on injured reserve (8/30) with a knee injury suffered in the preseason ... Did not play in his rookie season.

COLLEGE

Saw significant action on the punt block, kick return and punt coverage teams over his career, in addition to starting at both free and strong safety ... Started 28 of 49 games for the Gators ... Finished his career with 310 tackles (208 solo), 7.5 sacks, 12.5 stops behind the line of scrimmage, a school career-record 11 forced fumbles,

EXTRA POINTS

● Guss showed a remarkable nose for the ball in his collegiate career at Florida, forcing a school-record 11 fumbles in his four-year tenure in the Gators' defensive backfield.

three fumble recoveries, 25 pass deflections and four interceptions. **2003 (Senior):** All-American third-team and All-Southeastern Conference first-team selection by *The NFL Draft Report* ... Added second-team All-SEC honors from the league's coaches and the Associated Press ... Started the first 12 games at strong safety, participating in a team-high 1,084 plays ... Ranked third on the team with 91 tackles (59 solo), including a two-yard sack ... Had a pair of interceptions for 47 yards in returns and nine pass deflections ... Forced five fumbles and recovered one. **2002 (Junior):** Named the team's most outstanding defensive back ... Started every game at strong safety ... Recorded 102 tackles (69 solo) with a four-yard sack and three stops for losses ... Forced two fumbles and blocked a kick ... Had 11 pass deflections and two interceptions for 62 yards in returns and a touchdown. **2001 (Sophomore):** Played in every game, starting vs. Marshall and Georgia as

turns and a touchdown. **2001 (Sophomore):** Played in every game, starting vs. Marshall and Georgia as

a nickel back ... Finished second on the team with 75 tackles (49 solos), including 3.5 sacks and 7.5 stops for losses ... Had six quarterback pressures and blocked a kick ... Deflected four passes and caused a pair of fumbles. **2000 (Freshman):** Named to the *Knoxville News-Sentinel* SEC All-Freshman first-team ... Top backup and nickel back as a true freshman at the safety positions and also played on special teams ... Recorded 42 tackles (25 solo) with two sacks for minus 15 yards ... Forced and recovered two fumbles ... Had a pair of quarterback pressures ... Also deflected two passes.

PERSONAL

Guss TMar Scott was born the son of Franchot and Jacquelyn Allen on May 21, 1982 ... Attended Trinity Christian (Jacksonville, Fla.) High ... Was a two-way standout as a tailback and defensive back, who was a three-year starter ... Named to *Florida Times-Union* Super 24 Team in 1999 and was a second-team All-State (2A) selection as a running back ... Recorded 92 tackles with five interceptions as a senior while rushing for 1920 yards with an average per carry of 12.1 ... Scored 22 touchdowns in 1999 ... Was a recreation program delivery major at Florida.

GUSS SCOTT

Pos: S Ht: 5-10 Wt: 205 Year: 2nd Acq: D3-04 (95th) College: Florida Born: 5/21/82

Regular Season			Tackles					Interceptions					Misc.			
Year	Team	P/S	TT	UT	AT	S	Yds	No.	Yds.	Avg.	Lg	TD	PD	FF	FR	SpT
2004	Patriots	0/0	Injured Reserve													



RICHARD SEYMOUR
DEFENSIVE LINE

93

SUPER BOWLS: 01 03 04

PRO BOWLS: 02 03 04

6-6 ★ 310 lbs ★ Born 10/6/79 ★ Exp. (NFL/Patriots): 5/5
GP/GS (Playoffs): 59/55 (7/5) ★ Acq: D1-01 (6th) ★ Georgia ★ Gadsden, S.C.

CAREER TRANSACTIONS

Richard Seymour was drafted by the Patriots in the first round (sixth overall) of the 2001 NFL Draft ... Signed by the Patriots (07/24/01).

CAREER HIGHLIGHTS

Career GP/GS: 59/55 (7/5)

★ Seymour has earned a Pro Bowl berth in each of the past three seasons and is the only member of the Patriots to currently own a streak of multiple Pro Bowl seasons. He was named a starting defensive tackle for the AFC team in each of the last three seasons.

★ Seymour is the first Patriot to earn as many as three Pro Bowl nods in his first four seasons since Mike Haynes (four selections in four years from 1976-79) and Russ Francis (three selections in four years from 1976-78).

★ Seymour has led all Patriots defensive linemen in tackles in each of the last three seasons, compiling a three-year total of 203 stops.

★ Seymour was named a defensive captain by his teammates in both 2003 and 2004.

★ Seymour scored his first career touchdown on a

68-yard fumble return to ice the Patriots' victory over Buffalo on Oct. 3, 2004. The fumble return was the longest in franchise history.

★ In 2004, Seymour was a co-captain on a Patriots defense that allowed 16.25 points per game, the second fewest in the NFL and the third fewest in franchise history.

EXTRA POINTS

Richard contributes time during the season to the Mattapan Patriots, a youth football team in Boston. Last year, he made a donation to the team to help defray the cost of uniforms and field upkeep.

In his first four seasons in the NFL, Richard has been selected to three Pro Bowls, received three first-team All-Pro honors, and has helped his team to three Super Bowl championships.

Richard has his own website that is updated weekly during the season. It can be found at Big-Sey93.com.

★ Seymour finished second on the Patriots with a career-high 8.0 sacks in 2003, while also setting career highs with 80 tackles (45 solo) and 10 pass deflections.

★ Seymour earned his first Pro Bowl selection in 2002 and became the first Patriots defensive tackle ever selected and the first Patriots defensive lineman to be honored since Willie McGinest in 1996. Former Patriots defensive tackles Houston Antwine (6) and Jim Lee Hunt (4) both earned multiple trips to the AFL All-Star Game during their careers.

★ Seymour collected 5.5 sacks during the 2002 season and shared the team lead with Willie McGinest.

★ Seymour has blocked five field goals in his four-year career, including a block in the 2003 divisional playoffs (01/10/03). Seymour blocked two field goals during the 2002 regular season, becoming the first Patriot

since Chad Eaton in 2000 to block two field goals in one season.

★ Intercepted the first pass of his career vs. Buffalo (12/8/02) and returned it six yards.

★ Seymour finished second among Patriots defensive linemen with 44 tackles (25 solos) during his rookie season in 2001.

SEASONAL REVIEWS

2004 (15/15, 1/0): Named to his third consecutive Pro Bowl ... Was voted a defensive captain for the 2004 season by his teammates ... Named a First Team All-Pro by the *Associated Press*, *Football Digest*, *College & Pro Football Weekly*, the PFWA and the *Sporting News* ... Finished tied for third on the team with 5.0 sacks ... Registered his first career touchdown in the Patriots' victory at Buffalo (10/3/04) ... Recorded a sack in Super Bowl XXXIX. **Arizona (9/19):** Helped the Patriots hold the Cardinals to just 167 yards of net offense, including only 50 yards rushing. **Buffalo (10/3):** Tallied five tackles (2 solo), a sack and a fumble recovery that he returned for a touchdown ... Registered his first career touchdown when he scooped up a Drew Bledsoe fumble and rumbled 68 yards for the game-clinching score in the fourth quarter ... Sacked Bledsoe for an 8-yard loss in the fourth quarter. **Miami (10/10):** Dropped Jay Fiedler for a 7-yard sack in the first quarter ... Was part of a defense that allowed the Dolphins just 2.6 yards per carry (26-67). **Seattle (10/17):** Registered six tackles (4 solo) and a pass defended ... Deflected a pass that was then intercepted by Willie McGinest. **Pittsburgh (10/31):** Notched a career-high 16 tackles (8 solo) against the Steelers. **St. Louis (11/7):** Sacked Marc Bulger for a 9-yard loss in the fourth quarter. **Buffalo (11/14):** Was part of a defense that held the Bills to just 125 yards of net offense and only six points. **Kansas City (11/22):** Recorded six tackles (3 solo). **Baltimore (11/28):** Sacked Kyle Boller for a 6-yard loss in the fourth quarter ... Helped the Patriots hold the Ravens to just 124 yards of net offense and only three points. **Cleveland (12/5):** Notched six tackles (4 solo) and a forced fumble that was returned for a touchdown ... Caused William Green to fumble with a vicious hit and the ball was scooped up by Randall Gay for a 41-yard fumble recovery for a touchdown ... Was part of a defense that allowed just 2.7 yards per carry and only 46 total rushing yards (17-46). **Cincinnati (12/12):** Tallied four tackles in the Patriots' AFC East clinching victory. **Miami (12/20):** Sacked A.J. Feely in the fourth quarter ... Helped to hold the Dolphins to just 2.6 yards per carry and a total of 52 rushing yards. **N.Y. Jets (12/26):** Helped to hold Curtis Martin, the NFL's leading rusher, to just 33 yards on 13 carries. **Philadelphia (2/6):** Returned from injury to see significant action as a reserve on the defensive line in the Patriots' 24-21 victory over the Eagles in Super Bowl XXXIX ... Stonewalled Brian Westbrook for a 2-yard loss on his first play of the game ... Sacked Donovan McNabb for a 6-yard loss in the third quarter ... Knocked down a McNabb pass at the line of scrimmage that was intended for Terrell Owens in the fourth quarter ... Helped to hold Philadelphia's rushing game in check, allowing only 45 rushing yards on 17 carries (2.6 avg).

2003 (15/14, 3/3): Was voted a defensive captain for the 2003 season by his teammates ... Earned his second consecutive Pro Bowl berth ... Finished second on the team with a career-high 8.0 sacks ... Was in on a sack in a team-leading nine games ... Ranked fourth on the team with a career-high 80 tackles (45 solo) ... Named AFC Special Teams Player of the Week on two occasions, for his performances in Week Seven and in the Divisional Playoffs ... Named an All-Pro by the *Associated Press*, *Sports Illustrated* and ESPN.com. **Buffalo (9/7):** Tallied seven tackles (3 solo), including a seven-yard sack of Drew Bledsoe in the second quarter. **Washington (9/28):**

Finished the game with a career-high eight tackles (4 solo). **Tennessee (10/5):** Recorded six tackles (4 solo), including a sack in the Patriots 38-30 victory over the Titans ... Sacked Steve McNair for a 7-yard loss during the Titans' final drive of the afternoon. **N.Y. Giants (10/12):** Recorded a sack and made two pass deflections that led to interceptions ... Deflected a Kerry Collins pass at the line of scrimmage on the first play of the game that was then intercepted by Tyrone Poole ... Tipped another Collins' pass that was then intercepted by Rodney Harrison ... Sacked Collins for a five-yard loss, forcing the Giants to settle for a field goal two plays later. **Miami (10/19):** Named AFC Special Teams Player of the Week after blocking Olindo Mare's potential game-winning 35-yard field goal with 2:00 remaining in the game to preserve a 13-13 tie. **Cleveland (10/26):** Tallied four tackles (3 solo) and a shared sack ... Teamed with Dan Klecko to sack Kelly Holcomb for an 8-yard loss in the fourth quarter. **Dallas (11/16):** Registered six tackles (5 solo), including a sack ... Dropped Quincy Carter for a 3-yard loss in the fourth quarter. **Houston (11/23):** Recorded six tackles, four pass defenses and a sack ... Sacked Tony Banks for an 8-yard loss on third-and-two. **Indianapolis (11/30):** Tied his career high with eight tackles (2 solo). **Miami (12/7):** Tallied four tackles (2 solo), including a sack ... Sacked Jay Fiedler for a 13-yard loss on third-and-20 in the fourth quarter. **Jacksonville (12/14):** Collected seven tackles (5 solo) and a sack ... Sacked Byron Leftwich for a 6-yard loss with a blind-side hit that forced the signal caller to fumble in the second quarter. **N.Y. Jets (12/20):** Registered four tackles (2 solo), a shared sack and a pass defense ... Combined with Willie McGinest to sack Chad Pennington for a 7-yard loss in the fourth quarter. **Tennessee (1/10):** Named AFC Special Teams Player of the Week after tallying seven tackles (5 solo) and a blocked field goal in the Patriots' 17-14 divisional playoff victory over the Titans ... Blocked Gary Anderson's 31-yard field goal attempt with a strong push up the middle in the second quarter. **Carolina (2/1):** Collected two solo tackles, a fumble recovery and a pass defense in the Patriots' 32-29 Super Bowl XXXVIII victory over the Panthers ... Recovered a fumble after Mike Vrabel forced the ball loose with a blind-side sack of Jake Delhomme in the second quarter.

2002 (16/16): Earned his first Pro Bowl selection while starting all 16 games at defensive tackle ... Tied for the team lead with a career-high 5.5 sacks (Willie McGinest) ... Blocked two field goals. **Pittsburgh (9/9):** Sacked Kordell Stewart for a 10-yard loss in the Patriots 30-14 win over the Steelers on Monday Night Football ... Dropped Stewart for a 3-yard loss on a quarterback draw play ... Tied a career high with four assisted tackles. **Kansas City (9/22):** Tallied his second sack of the season, bringing down Trent Green for a 4-yard loss in the Patriots 41-38 overtime win over the Chiefs. **San Diego (9/29):** Finished second on the team with six tackles (5 solos) ... Teamed with Bobby Hamilton to block a San Diego 50-yard field goal attempt in the fourth quarter. **Buffalo (11/3):** Sacked Buffalo's Drew Bledsoe for a loss of eight yards in the second quarter of their 38-7 victory ... Part of a Patriots defense that held the Bills offense, which had been ranked second in the NFL, to just one touchdown and just 65 yards rushing. **Oakland (11/17):** Recorded five tackles (2 solos) and notched his fourth sack of the season, setting a new career high ... Brought down Rich Gannon for a loss of eight yards ... Blocked a 49-yard field goal attempt by Sebastian Janikowski in the fourth quarter. **Minnesota (11/24):** Started at nose tackle and shared a sack, blocked a field goal and recovered a Viking fumble in the Patriots 24-17 victory over the Vikings ... Helped give the Patriots early momentum by blocking a 43-yard Gary Anderson field goal attempt on Minnesota's first series of the game ... Teamed with

Tedy Bruschi to sack Daunte Culpepper for a total loss of four yards ... Recovered a Randy Moss fumble that was forced by Roman Phifer. **Buffalo (12/8)**: Key part of the Patriots strong defensive effort, recording an interception and a sack to go along with four tackles (2 solos) in a 27-17 win over the Bills ... Grabbed a Drew Bledsoe pass that had been tipped by Anthony Pleasant and returned it six yards to the Buffalo nine-yard line ... The Patriots offense converted the turnover into a touchdown two plays later, jumping out to a strong 17-0 lead ... Sacked Drew Bledsoe for a loss of 10 yards. **Miami (12/29)**: Notched six tackles (5 solos) in the Patriots come-from-behind, 27-24 overtime win over the Dolphins in the season finale ... Teamed with Tebucky Jones to break into the Dolphins backfield and stuff Ricky Williams for a loss of five yards on third down in the fourth quarter, pushing Miami out of field goal range and setting the tone for the Patriots comeback.

2001 (13/10, 3/2): Played in 13 regular season games on the defensive line, including 10 starts ... Amassed 44 tackles (25 solos), including three sacks ... Voted to *Pro Football Weekly* All-Rookie Team ... Totaled 11 tackles (7 solos) in the postseason, including a sack in Super Bowl XXXVI. **N.Y. Jets (9/23)**: Made his NFL debut and recorded four tackles as the Patriots limited the Jets to 238 total yards, the lowest total they yielded during the season. **Miami (10/7)**: Established a career-high with seven tackles (4 solos). **Atlanta (11/4)**: Started at nose tackle and recorded his first career sack when he brought down Chris Chandler for a 6-yard loss ... Part of a defensive assault on the Falcons quarterbacks as seven different defenders recorded a season-high nine sacks. **Buffalo (11/11)**: Started at defensive tackle and tied his then career-high with seven tackles (5 solos) in the Patriots 12-9 overtime victory over the Bills ... His seven tackles also tied Ted Johnson for the team lead as the Patriots held the Bills to only 241 total yards, including 69 yards rushing. **New Orleans (11/25)**: Started at right defensive tackle and recorded three tackles in the Patriots 34-17 victory ... Blocked a 43-yard field goal attempt by John Carney in the first quarter. **N.Y. Jets (12/2)**: Started at defensive tackle and recorded three tackles, including a sack of Vinny Testaverde for a 6-yard loss in the Patriots 17-16 victory. **Cleveland (12/9)**: Recorded his third sack of the season and his second in as many weeks when he brought down Tim Couch for a 6-yard loss ... Also had a key block on Browns punter Chris Gardocki on a Troy Brown 85-yard punt return for a touchdown. **Miami (12/22)**: Lined up as an eligible fullback and made the lead block on an Antowain Smith two-yard touchdown run. **Carolina (1/6)**: Recorded the first career fumble recovery, covering a ball that Willie McGinest stripped from running back Richard Huntley ... Lined up as an eligible fullback in goal line formations. **Oakland (1/19)**: Credited with five tackles as the Patriots defense held the Raiders to just 77 yards rushing on 30 carries (2.6 avg.) ... Joined with Tedy Bruschi to tackle Charlie Garner for no gain in the fourth quarter. **Pittsburgh (1/27)**: Made his first career postseason start at defensive tackle and recorded three tackles as the defense limited the Steelers to just 58 yards rushing on 22 carries (2.6 avg.) ... Tackled Amos Zereoue for a 1-yard loss and brought down Kordell Stewart for a 2-yard loss. **St. Louis (2/3)**: Recorded three tackles, including his first career postseason sack when he brought down Kurt Warner for a 7-yard loss in the Patriots 20-17 victory in Super Bowl XXXVI.

COLLEGE

Seymour was a four-year letterman at Georgia (1997-2000) ... Played in 41 games for the Bulldogs, earning 25 starting assignments ... Finished his career with 223 tackles (106 solos), 9.5 sacks, 25.5 tackles for losses and 35 quarterback pressures ... Voted All-Southeast-

ern Conference first-team pick twice (1999-2000) ... Led his team in both his senior and junior years with 10 and 10.5 tackles for losses, respectively ... Named SEC Player of the Week twice during his career. 2000 (Senior): Named All-American first-team selection by the American Football Coaches Association and Walter Camp, earning second-team honors from The *Sporting News* ... Voted All-Southeastern Conference first-team pick ... Started 10 games at right defensive tackle, recording 78 tackles (35 solos) and a team-leading 10.5 tackles for loss ... Added 1.5 sacks for a loss of 6.5 yards ... Credited with 13 quarterback pressures ... Earned SEC Player of the Week honors following a nine tackle, one sack performance vs. Tennessee. 1999 (Junior): All-Southeastern Conference first-team selection ... Started all 11 games at right defensive tackle and led the team with 74 tackles (38 solos), including 10 tackles-for-loss ... Collected four sacks for 22 yards and seven quarterback pressures ... Also intercepted a pass. 1998 (Sophomore): Appeared in every game, with four starts for the Bulldogs ... Despite starting only four games, finished fourth on the team with 69 tackles (32 solos) ... Added four sacks for 38 yards and 14 quarterback pressures ... Recorded five tackles for losses, recovered and caused a fumble. 1997 (Freshman): Appeared in nine games during his freshman year at right defensive tackle ... Recorded two tackles and a quarterback pressure.

PERSONAL

Richard Vershaun Seymour was born the son of Richard and Deborah Seymour on Oct. 6, 1979 in Gadsden, S.C. ... First-team all-region and all-area selection as a two-way lineman at Lower Richland (S.C.) High ... Led the team with 83 tackles and eight sacks as a senior ... Named team captain and best defensive lineman on the team ... Also lettered in basketball and track ... A first-round selection in the 2001 draft, Richard spoke to the 2002 draft class about life as an NFL rookie at the NFL's annual rookie symposium in 2002 ... Plays the trombone ... Majored in housing and consumer economics at Georgia ... Richard is married with three children.

SINGLE-GAME CAREER HIGHS

Regular Season:

Tackles:	16	at Pittsburgh (10/31/04)
Solos:	8	at Pittsburgh (10/31/04)
Assists:	8	at Pittsburgh (10/31/04)
Sacks:	1	20 times, most recent at Miami (12/20/04)

Interceptions:	1	vs. Buffalo (12/08/02)
Int. Return Yards:	6	vs. Buffalo (12/08/02)
Passes Defensed:	4	at Houston (11/23/03)
Forced Fumbles:	1	vs. Jacksonville (12/14/03)

Fumble Recoveries:	1	Three times, most recent at Buffalo (10/03/04)
Touchdowns:	1	at Buffalo (10/03/04)

Postseason:

Tackles:	7	vs. Tennessee (01/10/04)
Solos:	5	vs. Tennessee (01/10/04)
Assists:	3	vs. Oakland (01/19/02)
Sacks:	1	vs. Philadelphia (02/06/05)
		vs. St. Louis (02/03/02)

Interceptions:	-	
Int. Return Yards:	-	
Passes Defensed:	2	vs. Philadelphia (02/06/05)
Forced Fumbles:	-	
Fumble Recoveries:	1	vs. Carolina (02/01/04)
Touchdowns:	-	

RICHARD SEYMOUR

Pos: DL Ht: 6-6 Wt: 310 Year: 5th Acq: D1-01 (6th) College: Georgia Born: 10/6/79

Regular Season		Tackles						Interceptions					Miscellaneous			
Year	Team	P/S	TT	UT	A	S	Yds	No	Yds	Avg	Lg	TD	PD	FF	FR	BIK
2001	Patriots	13/10	44	25	19	3.0	18.0	0	0	0.0	0	0	1	0	0	1
2002	Patriots	16/16	56	33	23	5.5	42.0	1	6	6.0	6	0	3	0	1	2
2003	Patriots	15/14	80	45	35	8.0	57.0	0	0	0.0	0	0	10	1	0	1
2004	Patriots	15/15	67	37	30	5.0	30.0	0	0	0.0	0	0	1	1	1	0
Totals-4 Years		59/55	247	140	107	21.5	147.0	1	6	6.0	6	0	15	2	2	4
Regular Season		Tackles						Interceptions					Miscellaneous			
Year	Team	P/S	TT	UT	A	S	Yds	No	Yds	Avg	Lg	TD	PD	FF	FR	BIK
2001	Patriots	3/2	11	7	4	1.0	7.0	0	0	0.0	0	0	2	0	0	0
2003	Patriots	3/3	12	9	3	0.0	0.0	0	0	0.0	0	0	2	0	0	0
2004	Patriots	1/0	2	2	0	1.0	6.0	0	0	0.0	0	0	2	0	0	0
Totals-3 Years		7/5	25	18	7	2.0	13.0	0	0	0.0	0	0	6	0	0	0

SEYMOUR'S CAREER GAME BY GAME

2001	Opponent	P/S	TT	UT	A	S / Yds	I / Yds	PD	FF	FR	W/L	Score
09/09	at Cincinnati					Inactive					L	17-23
09/23	NY Jets	S	4	3	1	-	-	-	-	-	L	3-10
09/30	Indianapolis	p	2	2	0	-	-	-	-	-	W	44-13
10/07	at Miami	p	7	4	3	-	-	-	-	-	L	10-30
10/14	San Diego	p	2	1	1	-	-	-	-	-	W	at 29-26
10/21	at Indianapolis					Inactive					W	38-17
10/28	at Denver					Inactive					L	20-31
11/04	at Atlanta	S	1	1	0	1.0	6.0	-	-	-	W	24-10
11/11	Buffalo	S	7	5	2	-	-	-	-	-	W	21-11
11/18	St. Louis	S	2	1	1	-	-	-	-	-	L	17-24
11/25	New Orleans	S	3	1	2	-	-	-	-	-	W	34-17
12/02	at NY Jets	S	3	2	1	1.0	6.0	-	-	-	W	17-16
12/09	Cleveland	S	5	1	4	1.0	6.0	-	1	-	W	27-16
12/16	at Buffalo	S	2	1	1	-	-	-	-	-	W	at 12-9
12/22	Miami	S	4	1	3	-	-	-	-	-	W	20-13
10/06	at Carolina	S	2	2	0	-	-	-	1	W	38-6	
2001 Totals		13/10	44	25	19	3.0/18.0	0/0	1	0	1	11-5	
01/19	Oakland	p	5	2	3	-	-	-	1	-	W	at 16-13
01/27	at Pittsburgh	S	3	3	0	-	-	-	-	-	W	24-17
02/03	St. Louis	S	3	2	1	1.0	7.0	-	1	-	W	20-17
2001 Postseason		3/2	11	7	4	1.0/7.0	0/0	2	0	0	3-0	
09/09	Pittsburgh	S	6	2	4	1.0	10.0	-	-	-	W	30-14
09/15	at N.Y. Jets	S	1	1	0	-	-	-	-	-	W	44-7
09/22	Kansas City	S	5	2	3	1.0	4.0	-	-	-	W	at 41-38
09/29	at San Diego	S	6	5	1	-	-	-	-	-	L	14-21
10/05	at Miami	S	2	1	1	-	-	-	1	-	L	13-26
10/13	Green Bay	S	2	1	1	-	-	-	-	-	L	10-28
10/27	Denver	S	4	3	1	-	-	-	-	-	L	16-24
11/03	at Buffalo	S	2	2	0	1.0	8.0	-	-	-	W	38-7
11/10	at Chicago	S	0	0	0	-	-	-	-	-	W	33-30
11/17	at Oakland	S	5	2	3	1.0	8.0	-	-	-	L	20-27
11/24	Minnesota	S	6	2	4	0.5	2.0	-	-	1	W	24-17
11/28	at Detroit	S	0	0	0	-	-	-	-	-	W	20-12
12/08	Buffalo	S	4	3	1	1.0	10.0	1	6	1	W	27-17
12/16	at Tennessee	S	4	4	0	-	-	-	-	-	L	7-24
12/22	N.Y. Jets	S	3	0	3	-	-	-	1	-	L	17-30
12/29	Miami	S	6	5	1	-	-	-	-	-	W	at 27-24
2002 Totals		16/16	56	33	23	5.5/42.0	1/6	3	0	1	9-7	
09/07	at Buffalo	S	7	3	4	1.0	7.0	-	-	-	L	0-31
09/14	at Philadelphia	S	2	2	0	-	-	-	-	-	W	31-10
09/21	N.Y. Jets	S	5	3	2	-	-	-	-	-	W	23-16
09/28	at Washington	S	8	4	4	-	-	-	-	-	L	17-20
10/05	Tennessee	S	6	4	2	1.0	7.0	-	-	-	W	38-30
10/12	NY Giants	S	4	3	1	1.0	5.0	-	2	-	W	17-6
10/19	at Miami	S	7	4	3	-	-	-	1	-	W	at 19-13
10/26	Cleveland	S	4	3	1	0.5	4.5	-	-	-	W	9-3
11/03	at Denver					Inactive					W	30-26
11/16	Dallas	S	6	5	1	1.0	3.0	-	-	-	W	12-0
11/23	at Houston	S	6	3	3	1.0	8.0	-	4	-	W	at 23-20
11/30	at Indianapolis	S	8	2	6	-	-	-	1	-	W	38-34
12/07	Miami	S	4	2	2	1.0	13.0	-	-	-	W	12-0
12/14	Jacksonville	p	7	5	2	1.0	6.0	-	-	1	W	27-13
12/20	at N.Y. Jets	S	4	2	2	0.5	3.5	-	1	-	W	21-16
12/27	Buffalo	S	2	2	0	-	-	-	-	-	W	31-0
2003 Totals		15/14	80	45	35	8.0/57.0	0/0	10	1	0	14-2	
01/10	Tennessee	S	7	5	2	-	-	-	-	-	W	17-14
01/18	Indianapolis	S	3	2	1	-	-	-	1	-	W	24-14
02/01	^ Carolina	S	2	2	0	-	-	-	1	-	W	32-29
2003 Postseason		3/3	12	9	3	0.0/0.0	0/0	2	0	1	3-0	
09/09	Indianapolis	S	6	2	4	-	-	-	-	-	W	27-24
09/19	at Arizona	S	1	1	0	-	-	-	-	-	W	23-12
10/03	at Buffalo	S	5	2	3	1.0/8.0	-	-	1	-	W	31-17
10/10	Miami	S	1	1	0	1.0/7.0	-	-	-	-	W	24-10
10/17	Seattle	S	6	4	2	-	-	-	1	-	W	30-20
10/24	N.Y. Jets	S	3	3	0	-	-	-	-	-	W	13-7
10/31	at Pittsburgh	S	16	8	8	-	-	-	-	-	L	20-34
11/07	at St. Louis	S	4	3	1	1.0/9.0	-	-	-	-	W	40-22
11/14	Buffalo	S	0	0	0	-	-	-	-	-	W	29-6
11/22	at Kansas City	S	6	3	3	-	-	-	-	-	W	27-19
11/28	Baltimore	S	3	3	0	1.0/6.0	-	-	-	-	W	24-3
12/05	at Cleveland	S	6	4	2	-	-	-	1	-	W	42-15
12/12	Cincinnati	S	4	1	3	-	-	-	-	-	W	35-28
12/20	at Miami	S	3	3	0	1.0/0.0	-	-	-	-	L	28-29
12/26	at N.Y. Jets	S	3	0	3	-	-	-	-	-	W	23-7
01/02	San Francisco					Inactive					W	21-7
2004 Totals		15/15	67	37	30	5.0/30.0	0/0	1	1	1	14-2	
01/16	Indianapolis					Inactive					W	20-3
01/23	at Pittsburgh					Inactive					W	41-27
02/06	^ Philadelphia	p	2	2	0	1.0/6.0	-	-	2	-	W	24-21
2004 Postseason		1/0	2	2	0	1.0/6.0	0/0	2	0	0	3-0	



DUANE STARKS

CORNERBACK

23

SUPER BOWLS: 00

5-10 ★ 174 lbs ★ Born 5/23/74 ★ Exp (NFL/Patriots): 8/1
GP/GS (Playoffs): 87/62 (6/6) ★ Acq: TR(ARZ)-05 ★ Miami (Fla.) ★ Miami, Fla.

CAREER TRANSACTIONS

Duane Starks was acquired by the New England Patriots from the Arizona Cardinals along with a fifth round choice in the 2005 NFL Draft (145th overall – Traded to Detroit) on March 4, 2005 in exchange for a third round selection (95th overall – LB Darryl Blackstock) and a fifth round selection (168th overall – LB Lance Mitchell) in the 2005 draft ... Starks was originally drafted by the Baltimore Ravens in the first round (10th overall) of the 1998 NFL Draft ... Signed by the Arizona Cardinals as an unrestricted free agent (03/18/02).

CAREER HIGHLIGHTS

Career GP/GS: 87/62 (6/6)

★ Starks has earned a reputation as a big-play cornerback in his first seven seasons in the NFL. He enters the 2005 season with 29 interceptions in 93 career regular season and playoff games and is the author of three interceptions returned for touchdowns, including one in Super Bowl XXXV.

★ Starks has produced some of his best performances in the playoffs, where he owns four interceptions in six career postseason games.

★ Starks helped to seal Baltimore's victory in Super Bowl XXXV against the New York Giants with a 49-yard interception return for a touchdown in the third quarter.

★ Starks produced two interceptions in the 2000 AFC Championship Game, providing two of the biggest plays in a tight 16-3 Ravens victory to advance to Super Bowl XXXV.

★ In 2000, Starks led the Ravens with a career-high six interceptions and was a key part of one of the best defenses of all time. That season, Baltimore held opponents to just 10.3 points per game and posted four shutouts.

★ Starks set a career-high in 2001 with 59 tackles (54 solo), while tying his career high with 15 starts.

★ As a rookie in 1998, Starks started the final eight games of the season and earned all-rookie honors from *Football Digest*. His five interceptions that season tied Oakland's Charles Woodson for the NFL rookie lead.

SEASONAL REVIEWS

2004 (15/8 - Arizona): Played in 15 games with eight starts for the Cardinals ... Finished second on the team with three interceptions, including one that he returned 41 yards for a touchdown. **St. Louis (9/12):** Recorded

a team-high nine tackles along with two passes defended. **Atlanta (9/26):** Recorded a team-high six solo tackles, including a sack ... Forced a fumble and recovered another ... Sacked Falcons quarterback Michael Vick ... Recovered a Warrick Dunn fumble forced by Darnell Dockett on the Atlanta 19-yard line ... Forced Vick to fumble on the Arizona 8-yard line to end the second quarter. **Seattle (10/24):** Returned from injury to record two tackles and two passes defended ... Intercepted Seahawks quarterback Matt Hasselbeck with 2:44 left to play to set up Emmitt Smith's 23-yard touchdown. **Miami (12/10):** Provided the turning point of the game when he intercepted a pass intended for Chris Chambers and returned it 41 yards for a touchdown to pull within two points of the Dolphins in a game the Cardinals eventually won, 24-23 ... Finished the game with seven tackles and one pass defended in addition to his interception return for a touchdown. **St. Louis (12/19):** Returned five punts for 21 yards in addition to making four tackles and defending two passes on defense. **Seattle (12/26):** Intercepted Trent Dilfer with 10:42 remaining in the game to set up a field goal attempt for the Cardinals ... Added five tackles and two passes defended in his return to the starting lineup. **Tampa Bay (1/2):** Recorded seven tackles, two passes defended and recovered a fumble in the season finale.

2003 (0/0 - Arizona): Spent the season on injured reserve with a knee injury.

2002 (10/10 - Arizona): Finished his first season in Arizona with 60 tackles (45 solos), two interceptions, and six passes defended. **Washington (9/8):** Notched two solo tackles and one assist. **San Diego (9/22):** Tackled Charger running back LaDarian Tomlinson after a one-yard gain on first play of game. **St. Louis (11/4):** Notched 12 solo tackles and two

passes defended ... Returned to action for first time in five weeks and made immediate impact with his first Cardinal interception, a turnover Arizona converted into a touchdown to cut the Rams lead to 10-7 ... Later dropped receiver Isaac Bruce for a 1-yard loss on third-and-two to force a field goal and keep Arizona within striking distance at 20-14. **Seattle (11/10):** Notched seven tackles. **Philadelphia (11/17):** Registered seven tackles for the second consecutive week. **Oakland (11/24):** Registered eight stops and a pass deflection. **St. Louis (12/15):** Returned to lineup and recorded eight tackles and a second-quarter interception of Marc Bulger to set up the Cardinals' first points of the game. **San Francisco (12/21):** Registered four tackles. **Denver (12/29):** Notched five stops in the season finale.

2001 (15/15, 2/2 - Baltimore):

Started final 15 games of the season, collecting 59 tackles (52 solos), four interceptions, three forced fumbles and a

EXTRA POINTS

● Duane is the president of the Starks Charitable Foundation, hosting events such as annual Thanksgiving turkey giveaways, Christmas toy giveaways, "Quest for Success" Scholarships, and his annual "Make It Hot" Celebrity Weekend.

● Duane's annual "Quest for Success" Scholarship program awards 10 high school students \$1,500 scholarships to attend colleges of their choices.

● Duane donated over 200 turkey dinners at Dee's Place in the Park Heights section of Baltimore in 2001.

team-high 17 passes defended ... Registered nine tackles, one pass defended and an interception in Baltimore's wild card and divisional playoff games. **Cincinnati (9/23):** Notched four tackles in his first starting role of season. **Denver (9/30):** Registered four tackles and an interception that led to game-tying touchdown in the third quarter of the 20-13 win. **Tennessee (10/7):** Notched an interception for the second consecutive game in a 26-7 victory ... Registered five passes defended. **Jacksonville (10/28):** Notched five solo stops and a forced fumble for a turnover. **Pittsburgh (11/4):** Notched 12 tackles (10 solo) and three passes defended in the 13-10 victory. **Tennessee (11/12):** Contributed five solo tackles, two passes defended and an interception ... Intercepted Titans holder Craig Hentrich when he attempted a pass on a botched field-goal attempt. **Cincinnati (12/23):** Registered four tackles, one pass defended and one interception in the end zone for a touchback in 16-0 shutout. **Minnesota (1/7):** Notched five tackles and a forced fumble. **Miami (1/13):** Registered five tackles, one pass defended and one interception in Baltimore's 20-3 wild-card victory as the Ravens defense held the Dolphins to just 151 total yards, a team postseason record. **Pittsburgh (1/20):** Notched four tackles in Baltimore's divisional playoff loss.

2000 (15/15, 4/4 - Baltimore): Was a key member of Ravens' record-setting defense as he led Baltimore with six interceptions during the regular season and three in the playoffs en route to the Super Bowl XXXV title ... Recorded three playoff interceptions, including one he returned 49 yards for a touchdown in Super Bowl XXXV ... Finished the regular season with 59 tackles (52 solo), six interceptions, one fumble recovery, and a team-high 28 passes defended ... Also returned nine punts for 135 yards (15-yard average). **Pittsburgh (9/3):** Opened the season in an impressive fashion with three tackles and three passes defended while matched primarily with Steelers receiver Plaxico Burress. **Jacksonville (9/10):** Notched four tackles, one fumble recovery and one pass defended in the Ravens' 39-36 come-from-behind win. **Cincinnati (9/24):** Came down with an end-zone interception at the end of the first half to thwart the Bengals' only scoring threat ... Part of a Ravens' defensive unit that held the Bengal offense to four yards rushing, 94 total net yards, and seven first downs, all team single-game defensive records. **Cleveland (10/1):** Notched an interception in his second consecutive game in Baltimore's 12-0 shutout over the Browns, the league's first back-to-back shutouts since the 1985 Chicago Bears. **Washington (10/15):** Returned to the lineup to register his third interception of the season. **Dallas (11/19):** Notched a team-high six tackles. **Cleveland (11/26):** Registered five tackles and a team-high three passes defended in Baltimore's 44-7 win, as the Ravens defense held Browns to 112 total yards. **Arizona (12/17):** Notched three tackles, three passes defended and one interception, which he returned for 30 yards. **New York Jets (12/24):** Registered two interceptions, returning them for 64 and 19 yards in the second quarter ... Added eight solo tackles and four passes defended. **Denver (12/31):** Notched four tackles in the Ravens' 21-3 wild card win as Baltimore's defense held the Broncos to their lowest point total since 1992 and allowed just 177 yards and nine first downs. **Tennessee (1/7):** Registered four tackles and two passes defended the next week in Baltimore's 24-10 divisional playoff win. **Oakland (1/14):** Integral contributor in 16-3 AFC title-game upset with five solo tackles and two interceptions. **N.Y. Giants (1/28):** Added five tackles, two passes defended, and a 49-yard interception return for a touchdown in third quarter of Baltimore's convincing 34-7 Super Bowl XXXV win over the Giants.

1999 (16/6 - Baltimore): Finished his sophomore season second on team with 23 passes defended and six interceptions ... Added 41 tackles after assuming nickel-back role during second half of season when Baltimore yielded a league-low 5.48 yards per passing attempt. **Cleveland (9/26):** Registered four tackles and three passes defended in Baltimore's 17-10 win.

Atlanta (10/3): Registered four tackles and a pass defended in the 19-13 overtime victory. **Tennessee (10/10):** Posted four tackles. **Buffalo (10/31):** Snared his first interception of the season and added two passes defended. **Cleveland (11/7):** Notched his second consecutive interception in the Ravens' 41-9 win. **Cincinnati (11/21):** Played a key role in the Ravens' 34-31 victory, registering five tackles, two passes defended, and an interception, which he returned 43 yards for a touchdown. **New Orleans (12/19):** Notched a team-record seven passes defended ... Added his fourth interception of the season as the Ravens defense set allowed just 11 rushing yards and eight total first downs in the 31-8 win. **Cincinnati (12/26):** Concluded the season with two tackles, two passes defended and a second-quarter end-zone interception in Baltimore's 22-0 shutout win.

1998 (16/8 - Baltimore): In an impressive rookie season, finished the season with 50 tackles, five interceptions, 19 passes defended, two forced fumbles and six special teams tackles as he started the final eight games of the season ... Tied Oakland's Charles Woodson for the NFL rookie interception lead with five picks ... Earned all-rookie honors from *Football Digest* ... **Pittsburgh (9/6):** Impressive NFL debut in the season-opener, accounting for two turnovers ... Intercepted one pass and saved a touchdown when he punched the ball loose from Steeler running back Richard Huntley into the end zone for a touchback after a 48-yard run. **Cincinnati (9/27):** Notched two special teams tackles on kickoff coverage and contributed a key block to spring returner Jermaine Lewis on 87-yard punt return for a touchdown to give Baltimore a 28-17 lead in the 31-24 win. **Pittsburgh (10/18):** Notched his second interception of the season, picking off Steeler passer Kordell Stewart. **Jacksonville (11/1):** Notched his third interception of the year. **Oakland (11/8):** Registered his first NFL start and posted six tackles, two passes defended, and a game-saving interception on the Raiders' desperation pass on the final play to seal Baltimore's 13-10 win. **Cincinnati (11/22):** Led the defense with nine tackles and three passes defended in Baltimore's 20-13 win. **Minnesota (12/13):** Registered seven tackles, three passes defended and one interception, his fifth of the season.

COLLEGE

Two-year starting cornerback at Miami after two years at Holmes (Miss.) Junior College ... Recorded 126 total tackles and six interceptions during his career with the Hurricanes ... Also returned 36 punts for 425 yards (11.8 avg.), including an 85-yard touchdown return as a senior. 1997 (Senior): Named first-team All-Big East Conference after starting all 11 games and recording 87 tackles (53 solo), three interceptions and 12 passes defended. 1996 (Junior): Started all 11 games in first year as a starter and led the team with three interceptions, while tying for the team lead with nine pass defended. 1995 (Redshirt): Was redshirted after appearing in just one game before a shoulder injury forced him to sit out the remainder of the season. 1993-94: Two-year performer for Holmes (Miss.) Junior College ... Finished fifth on the squad with 63 tackles (45 solo), two interceptions and 14 pass defended as a sophomore.

PERSONAL

Duane Starks was born on May 23, 1974 in Miami, Fla. ... Was a three-year letterman at Miami Beach (Fla.) High School where he was chosen first-team all-Dade County and second-team all-Florida as a senior as one of the top option quarterbacks in the country ... Also lettered in track, finishing second in the state in the long jump with a school record 24'-1" ... Earned his bachelor's degree in liberal arts from Miami ... Has two sons, Duane, Jr. and Joshua ... Duane is married (Kimberly).

DUANE STARKS

Pos: CB Ht: 5-10 Wt: 174 Year: 8th Acq: TR(ARZ)-05 College: Miami (Fla.) Born: 5/23/74

Regular Season			Tackles					Interceptions					Misc.				Punt Returns				
Year	Team	P/S	TT	UT	A	S	Yds	No	Yds	Avg	Lg	TD	PD	FF	FR	SpT	PR	FC	Yds	Avg	TD
1998	Ravens	16/8	53	49	4	0	0.0	5	3	0.6	2	0	15	2	0	5	0	0	0	0.0	0
1999	Ravens	16/6	42	39	3	0	0.0	5	59	11.8	43t	1	18	0	0	0	0	0	0	0.0	0
2000	Ravens	15/15	49	45	4	0	0.0	6	125	20.8	64	0	23	0	1	0	9	1	135	15.0	0
2001	Ravens	15/15	59	54	5	0	0.0	4	9	2.3	9	0	15	4	0	4	0	0	0	0.0	0
2002	Cardinals	10/10	55	47	8	0	0.0	2	3	1.5	3	0	8	0	0	0	0	0	0	0.0	0
2003	Cardinals	0/0	Injured Reserve																		
2004	Cardinals	15/8	58	53	5	1	0.0	3	46	15.3	41t	1	12	1	2	0	7	1	43	6.1	0
Totals-7 Years		87/62	316	287	29	1	0.0	25	245	9.8	64	2	91	7	3	9	16	2	178	11.1	0
Postseason			Tackles					Interceptions					Misc.				Punt Returns				
Year	Team	P/S	TT	UT	A	S	Yds	No	Yds	Avg	Lg	TD	PD	FF	FR	SpT	PR	FC	Yds	Avg	TD
2000	Ravens	4/4	18	17	1	0	0.0	3	93	31.0	49t	1	6	0	0	2	0	0	0	0.0	0
2001	Ravens	2/2	9	8	1	0	0.0	1	26	26.0	26	0	1	0	0	2	0	0	0	0.0	0
Totals-2 Years		6/6	27	25	2	0	0.0	4	119	29.8	49t	1	7	0	0	4	0	0	0	0.0	0

STARKS' CAREER GAME BY GAME

1998	Opponent	P/S	TT	UT	A	S	Yds	Int	Yds	PD	FF	FR	SpT	2001	Opponent	P/S	TT	UT	A	S	Yds	Int	Yds	PD	FF	FR	SpT			
09/06	Pittsburgh	p	3	3	0	0	0	1	2	1	1	0	0	09/09	Chicago						Inactive									
09/13	at N.Y. Jets	p	4	3	1	0	0	0	0	0	0	0	0	09/23	at Cincinnati	S	4	4	0	0	0	0	0	0	0	0	0			
09/20	at Jacksonville	p	2	2	0	0	0	0	0	1	0	0	0	09/30	at Denver	S	2	2	0	0	0	0	1	0	1	0	0			
09/27	Cincinnati	p	0	0	0	0	0	0	0	0	0	0	0	10/07	Tennessee	S	2	2	0	0	0	1	9	5	0	0	0			
10/11	Tennessee	p	0	0	0	0	0	0	0	1	0	0	0	10/14	at Green Bay	S	3	3	0	0	0	0	0	0	0	1	0			
10/18	at Pittsburgh	p	1	1	0	0	0	1	1	1	0	0	1	10/21	at Cleveland	S	2	2	0	0	0	0	0	0	1	0	0			
10/25	at Green Bay	p	2	2	0	0	0	0	0	1	0	0	0	10/28	Jacksonville	S	6	6	0	0	0	0	0	0	0	1	0			
11/01	Jacksonville	p	1	1	0	0	0	1	0	1	0	0	2	11/04	at Pittsburgh	S	12	9	3	0	0	0	0	0	1	1	1			
11/08	Oakland	S	7	6	1	0	0	1	0	1	0	0	0	11/12	at Tennessee	S	6	6	0	0	0	0	1	0	3	0	0			
11/15	at San Diego	S	5	5	0	0	0	0	2	1	0	0	0	11/18	Cleveland	S	2	2	0	0	0	0	0	0	0	0	0			
11/22	at Cincinnati	S	8	8	0	0	0	0	3	0	0	0	0	11/25	at Jacksonville	S	2	2	0	0	0	0	0	0	1	0	0			
11/29	Indianapolis	S	6	5	1	0	0	0	0	0	0	0	0	12/02	Indianapolis	S	1	1	0	0	0	0	0	0	0	0	0			
12/06	at Tennessee	S	2	2	0	0	0	0	0	0	0	0	0	12/16	Pittsburgh	S	4	4	0	0	0	0	0	0	0	0	0			
12/13	Minnesota	S	6	6	0	0	0	1	0	3	0	0	0	12/23	Cincinnati	S	3	2	1	0	0	0	1	0	2	0	0			
12/20	at Chicago	S	1	0	1	0	0	0	0	0	0	0	0	12/29	at Tampa Bay	S	5	5	0	0	0	0	0	0	1	0	0			
12/27	Detroit	S	5	5	0	0	0	0	0	0	0	0	0	01/07	Minnesota	S	5	4	1	0	0	0	0	0	0	1	0			
1998 Totals		16/8	53	49	4	0	0	5	3	15	2	0	5	2001 Totals		15/15	59	54	5	0	0	4	9	15	4	0	4			
1999	Opponent	P/S	TT	UT	A	S	Yds	Int	Yds	PD	FF	FR	SpT	01/13	at Miami <td>S</td> <td>5</td> <td>4</td> <td>1</td> <td>0</td> <td>0</td> <td>0</td> <td>1</td> <td>26</td> <td>1</td> <td>0</td> <td>0</td> <td>1</td>	S	5	4	1	0	0	0	1	26	1	0	0	1		
09/12	at St. Louis	S	4	4	0	0	0	0	0	0	0	0	0	01/20	at Pittsburgh	S	4	4	0	0	0	0	0	0	0	0	0	1		
09/19	Pittsburgh	S	3	3	0	0	0	0	0	0	0	0	0	2001 Postseason		2/2	9	8	1	0	0	1	26	1	0	0	2			
09/26	Cleveland	S	2	2	0	0	0	0	0	3	0	0	0	09/08	at Washington	S	1	1	0	0	0	0	0	0	0	0	0	0		
10/03	at Atlanta	S	5	5	0	0	0	0	0	1	0	0	0	09/15	at Seattle	S	8	6	2	0	0	0	0	0	3	0	0	0		
10/10	at Tennessee	S	4	3	1	0	0	0	0	0	0	0	0	09/22	San Diego	S	1	1	0	0	0	0	0	0	0	0	0	0		
10/21	Kansas City	S	0	0	0	0	0	0	0	0	0	0	0	09/29	N.Y. Giants						Inactive									
10/31	Buffalo	p	2	2	0	0	0	1	7	2	0	0	0	10/06	at Carolina						Inactive									
11/07	at Cleveland	p	3	3	0	0	0	1	0	1	0	0	0	10/20	Dallas						Inactive									
11/14	at Jacksonville	p	4	3	1	0	0	0	0	0	0	0	0	10/27	at San Francisco						Inactive									
11/21	at Cincinnati	p	4	4	0	0	0	1	43t	2	0	0	0	11/03	St. Louis	S	12	12	0	0	0	0	1	3	2	0	0	0		
11/28	Jacksonville	p	1	1	0	0	0	0	0	0	0	0	0	11/10	Seattle	S	5	3	2	0	0	0	0	0	0	0	0	0		
12/05	Tennessee	p	2	2	0	0	0	0	0	0	0	0	0	11/17	at Philadelphia	S	5	4	1	0	0	0	0	0	1	0	0	0		
12/12	at Pittsburgh	p	0	0	0	0	0	0	0	0	0	0	0	11/24	Oakland	S	7	6	1	0	0	0	0	0	1	0	0	0		
12/19	New Orleans	p	5	4	1	0	0	1	0	7	0	0	0	12/01	at Kansas City						Inactive									
12/26	Cincinnati	p	2	2	0	0	0	1	9	2	0	0	0	12/08	Detroit						Inactive									
01/02	at New England	p	1	1	0	0	0	0	0	0	0	0	0	12/15	at St. Louis	S	8	8	0	0	0	0	1	0	1	0	0	0		
1999 Totals		16/6	42	39	3	0	0	5	59	18	0	0	0	12/21	San Francisco	S	4	3	1	0	0	0	0	0	0	0	0	0		
2000	Opponent	P/S	TT	UT	A	S	Yds	Int	Yds	PD	FF	FR	SpT	12/29	at Denver	S	4	3	1	0	0	0	0	0	0	0	0	0		
09/03	at Pittsburgh	S	2	2	0	0	0	0	0	2	0	0	0	2002 Totals		10/10	55	47	8	0	0	2	3	8	0	0	0	0		
09/10	Jacksonville	S	4	4	0	0	0	0	0	0	0	0	0	2003		Opponent	P/S	TT	UT	A	S	Yds	Int	Yds	PD	FF	FR	SpT		
09/17	at Miami	S	0	0	0	0	0	0	0	0	0	0	0	Injured Reserve																
09/24	Cincinnati	S	2	2	0	0	0	1	0	1	0	0	0			2004		Opponent	P/S	TT	UT	A	S	Yds	Int	Yds	PD	FF	FR	SpT
10/01	at Cleveland	S	1	1	0	0	0	1	4	1	0	0	0	09/12	at St. Louis	S	10	10	0	0	0	0	0	0	3	0	0	0	0	
10/08	at Jacksonville							Inactive																						
10/15	at Washington	S	6	6	0	0	0	1	6	3	0	0	0	09/19	New England	S	2	2	0	0	0	0	0	0	0	1	0	0	0	
10/22	Tennessee	S	4	3	1	0	0	0	0	1	0	0	0	09/26	at Atlanta	S	7	7	0	1	0	0	0	0	0	0	1	1	0	
10/29	Pittsburgh	S	2	2	0	0	0	0	0	3	0	0	0	10/03	New Orleans	S	4	4	0	0	0	0	0	0	0	0	0	0	0	
11/05	at Cincinnati	S	3	3	0	0	0	0	0	0	0	0	0	10/10	at San Francisco						Inactive									
11/12	at Tennessee	S	2	2	0	0	0	0	0	1	0	0	0	10/24	Seattle	S	1	1	0	0	0	0	1	5	2	0	0	0	0	
11/19	Dallas	S	4	4	0	0	0	0	0	1	0	0	0	10/31	at Buffalo	p	0	0	0	0	0	0	0	0	0	0	0	0	0	
11/26	Cleveland	S	6	4	2	0	0	0	0	2	0	0	0	11/07	at Miami	S	7	5	2	0	0	0	1	41t	1	0	0	0	0	
12/10	San Diego	S	2	2	0	0	0	0	0	1	0	0	0	11/14	N.Y. Giants	p	4	4	0	0	0	0	0	0	0	0	0	0	0	
12/17	at Arizona	S	3	2	1	0	0	1	30	2	0	1	1	11/21	at Carolina	p	1	1	0	0	0	0	0	0	0	0	0	0	0	
12/24	N.Y. Jets	S	8	8	0	0	0	2	85	4	0	0	0	11/28	N.Y. Jets	p	1	1	0	0	0	0	0	0	1	0	0	0	0	
2000 Totals		15/15	49	45	4	0	0	6	125	23	0	0	2	0	12/05	at Detroit	p	1	1	0	0	0	0	0	0	0	0	0	0	
12/31	Denver	S	4	4	0	0	0	0	0	0	0	0	0	12/12	San Francisco	p	4	4	0	0	0	0	0	0	0	0	0	0	0	
01/07	at Tennessee	S	4	3	1	0	0	0	0	2	0	0	0	12/19	St. Louis	p	4	4	0	0	0	0	0	0	1	0	0	0	0	
01/14	at Oakland	S	5	5	0	0	0	2	44	2	0	2	0	12/26	at Seattle	S	5	4	1	0	0	0	0	1	0	0	0	0	0	
01/28	at N.Y. Giants	S	5	5	0	0	0	1	49t	2	0	0	0	01/02	Tampa Bay	S	5	5	2	0	0	0	0	2	0	0	1	0	0	
2000 Postseason		4/4	18	17	1	0	0	0	3	93	6	0	0	2	2004 Totals		15/8	58	53	5	1	0	0	3	5	12	1	2	0	



DAVID TERRELL

WIDE RECEIVER

10

6-3 ★ 212 lbs ★ Born 3/12/79 ★ Years NFL/Patriots: 5/1
GP/GS (Playoffs): 53/29 (1/1) ★ Acq: FA (CHI)-05 ★ Michigan ★ Richmond, Va.

CAREER TRANSACTIONS

David Terrell was signed by the Patriots as a veteran free agent on April 5, 2005 ... He was originally drafted by the Chicago Bears in the first round (eighth overall) of the 2001 NFL Draft ... Placed on injured reserve (11/12/02) ... Released by the Bears (02/28/05).

CAREER HIGHLIGHTS

Career GP/GS: 53/29 (1/1)

★ Terrell spent the first four years of his career with the Chicago Bears, grabbing 128 passes for 1,602 yards and nine touchdowns, ranking second on the team (Marty Booker) in each of those categories over that span.

★ Terrell set career highs in 2004 while leading the Chicago Bears in receiving yards (699) and average yards per reception (16.6).

★ Terrell set a career high with 43 receptions in 2003, which he almost equaled with his 42 receptions in 2004.

★ Terrell ended his 2001 rookie campaign among the most productive receivers from the 2001 draft with 34 receptions for 415 yards and four touchdowns.

SEASONAL REVIEWS

2004 (16/15 – Chicago): Played in all 16 games with 15 starts and set career highs with 699 receiving yards and an average of 16.6 yards per catch, leading the team in those categories ... Notched 42 receptions, one shy of his career high. **Detroit (9/12):** Set a new career-high with 126 yards receiving on five catches with receptions of 35, 30 and 27 yards in his first season-opening start ... A two-yard run gave him a career-high 146 yards from scrimmage. **Minnesota (9/26):** Recorded 25 yards on two catches with a long of 19 yards. **Philadelphia (10/3):** Notched career-high nine receptions for 116 yards including a long of 32 yards. **N.Y. Giants (11/7):** Led team with four catches for a game-high 70 yards, including receptions of 28 and 20 yards. **Indianapolis (11/21):** Led the Bears with 76 receiving yards on three catches (25.3 avg) including a 43-yard catch to close the first half. **Dallas (11/25):** Caught two passes for 34 yards, including a game-long of 17 yards in 25th career start. **Minnesota (12/5):** Tallied 44 yards on three catches including his first touchdown of the season on a 15-yard fade route with 27 seconds left in the first half. **Houston (12/19):** Led the team with 41 receiving yards on three catches, including a team-long of 20 yards. **Green Bay (1/2):** Led the team with four receptions for 99 yards with a career-long gain of 63 yards.

2003 (16/8 – Chicago): Played in all 16 games, starting half of them ... Had a career high 43 catches for 361 yards and a touchdown. **Green Bay (9/29):** Recorded a team-high seven catches for a season-high 48 yards. **New Orleans (10/12):** Made his first career start and caught one pass for five yards. **Seattle (10/19):** Started at wide receiver and caught four passes for 34 yards. **Detroit (10/26):** Caught five passes for 22 yards. **San Diego (11/2):** Tied for the team lead with seven catches for 38 yards. **Green Bay (12/7):** Tied for the team lead with five catches for 48 yards with a long catch of 21 yards. **Minnesota (12/14):** Tied for team lead with three catches for 42 yards with a long of 22. **Washington (12/21):** His lone catch went for 22 yards. **Kansas City (12/28):** Caught a season-long 35-yard pass among two catches for 41 yards.

2002 (5/1 – Chicago): Caught a team-high three touchdowns in the first five games of season, but was forced to miss the final 11 games due to injury and was placed on injured reserve (11/22) ... Made one start, while totaling 127 yards on nine catches in five games. **Minnesota (9/8):** Caught a game-winning nine-yard touchdown with 28 seconds remaining in the game. **Atlanta (9/15):** Hauled in his second game winner with a 14-yard touchdown reception. **Buffalo (9/29):** Made his first start of the season and caught season-high three passes for 23 yards and a five-yard touchdown. **Green Bay (10/7):** Recorded a season-high 77 yards on three catches in his Monday Night Football debut, including a season long 52-yard play.

2001 (16/6, 1/1 – Chicago): Produced the best season for a Chicago rookie wide receiver since Willie Gault in 1983, ranking third on the team in catches (34) and receiving yards (415) while finishing second with four receiving touchdowns and a 12.2-yards per catch average ... Started six of 16 games ... Led the team in receiving yards in three games. **Baltimore (9/9):** Tallied two catches for nine yards in NFL debut. **Cincinnati (10/21):** Career-high seven catches for 91 yards, including a 41-yard reception. **San Francisco (10/28):** Caught three passes for 19 yards, including acrobatic grabs for fourth-quarter touchdowns of 13 and four yards, the first two of his career. **Cleveland (11/4):** Hauled in three catches for 35 yards. **Tampa Bay (11/18):** Caught one pass for 15 yards in first NFL start. **Minnesota (11/25):** Made catches of 26 and 25 yards. **Tampa Bay (12/16):** Made season-long 62 yard reception en route to a season-high 94-yards receiving on three catches. **Detroit (12/30):** Caught 20-yard touchdown. **Jacksonville**

EXTRA POINTS

David was a teammate of Patriots quarterback Tom Brady at the University of Michigan in 1998 and 1999. During Brady's senior season in 1999, Terrell led the Wolverines with 71 receptions, the second highest single-season total in school history.

(1/6): Recorded a touchdown in second straight game with a nine-yard catch. **Philadelphia (1/19/02):** Caught two passes for 18 yards in his postseason debut in the divisional playoffs.

COLLEGE

Caught 152 passes for 2,317 yards and 23 touchdowns in three seasons at Michigan (1998-2000) ... Two-year starter for the Wolverines at wide receiver and also saw time at defensive back ... Still ranks in the all-time top five in all major Michigan receiving categories: 4th in receptions (152), 4th in receiving yards (2,317), 4th in touchdown receptions (23) and 3rd in 100-yard receiving games (9) ... First player in school history to gain over 1,000 yards receiving in more than one season ... Caught at least one pass in his last 24 games ... Entered the draft following his Junior season. 2001 (Junior): Consensus All-America honors, including first team nods from CNN/SI and College Football News ... Selected as a semi-finalist for both the Fred Biletnikoff Award (given to the nation's top receiver) and Football News National Player of the Year ... First Team All Big 10 selection ... Led Michigan with 67 catches for 14 touchdowns and a then school-record of 1,130 yards. 2000 (Sophomore): First Team All Big 10 selection ... Named second team All-America by CBS Sportsline ... Led team with career high 71 receptions for 1,038 yards

and seven touchdowns ... Played in every game and started 10 ... Also played seven games as a defensive back in the dime package, recording six tackles, two pass deflections and one interception. 1999 (Freshman): Appeared in every game, starting one at wide receiver ... Posted 14 catches for 149 yards and two touchdowns.

PERSONAL

David Terrell was born on March 13, 1979 in Richmond, Va. ... Three-year all-state selection at Huguenot (Richmond, Va.) High School ... Tabbed as nation's best receiver by *Prep Football Report* and a first team All-American by *USA Today* ... Had 108 receptions for 2,546 yards and 41 touchdowns while tallying 30 interceptions during his prep career ... Four-year letter winner in basketball and all-district selection, averaging 20 points, 12 rebounds and two assists per game as a senior ... Majored in general studies at Michigan.

SINGLE-GAME CAREER HIGHS

Receptions	9	vs. Philadelphia (10/3/04)
Receiving Yards	126	vs. Detroit (9/12/04)
Receiving Touchdowns	2	vs. San Francisco (10/28/01)
Longest Reception	61	vs. Green Bay (1/2/05)

DAVID TERRELL

Pos: WR Ht: 6-3 Wt: 212 Year: 5th Acq: FA-05 College: Michigan Born: 3/12/79

Regular Season		Receiving							Rushing						
Year	Team	P/S	No	Yds	Avg	Lg	TD		No	Yds	Avg	Lg	TD		
2001	Bears	16/6	34	415	12.2	62	4		0	0	-	-	0		
2002	Bears	5/1	9	127	14.1	52	3		0	0	-	-	0		
2003	Bears	16/7	43	361	8.4	35	1		1	4	4	4	0		
2004	Bears	16/15	42	699	16.6	63	1		3	10	3.3	20	0		
Totals-4 Years		53/29	128	1602	12.5	63	9		4	14	3.5	20	0		
Postseason		Receiving							Rushing						
Year	Team	P/S	No	Yds	Avg	Lg	TD		No	Yds	Avg	Lg	TD		
2001	Bears	1/1	2	18	9.0	11	0		0	0	0.0	0	0		

TERRELL'S CAREER GAME BY GAME

2001	Opponent	P/S	No	Yds	Avg	Lg	TD	W/L	Score	10/12	at New Orleans	P	1	5	5	5	0	L	13-20							
09/09	at Baltimore	P	2	9	4.5	5	0	L	6-17	10/19	at Seattle	S	4	34	8.5	13	0	L	17-24							
09/23	Minnesota	P	1	10	10	10	0	W	17-10	10/26	Detroit	S	5	22	4.4	9	0	W	24-16							
10/07	at Atlanta	P	1	19	19	19	0	W	31-3	11/02	San Diego	S	7	38	5.4	14	0	W	20-7							
10/14	Arizona	P	2	7	3.5	5	0	W	20-13	11/09	at Detroit	P	2	14	7	8	0	L	10-12							
10/21	at Cincinnati	P	7	91	13	41	0	W	24-0	11/16	St.Louis	S	1	4	4	4	0	L	21-23							
10/28	San Francisco	P	3	19	6.3	13	2	W	37-31	11/23	at Denver	P	2	14	7	10	0	W	19-10							
11/04	Cleveland	P	3	35	11.7	15	0	W	27-21	11/30	Arizona	P	1	9	9	9	0	W	28-3							
11/11	Green Bay	P	3	12	4	6	0	L	12-20	12/07	at Green Bay	P	5	48	9.6	21	0	L	21-34							
11/18	at Tampa Bay	S	1	15	15	15	0	W	24-24	12/14	Minnesota	S	3	42	14	22	0	W	13-10							
11/25	at Minnesota	P	2	51	25.5	26	0	W	13-6	12/21	Washington	S	1	22	22	22	0	W	27-24							
12/02	Detroit	S	1	9	9	9	0	W	13-10	12/28	at Kansas City	S	2	41	20.5	35	0	L	3-31							
12/09	at Green Bay	P	1	3	3	3	0	L	7-17	2003 Totals										16/7	43	361	8.4	35	1	7-9
12/16	Tampa Bay	S	3	94	31.3	62	0	W	27-3	09/12	Detroit	S	5	126	25.2	35	0	L	16-20							
12/23	at Washington	S	1	4	4	4	0	W	20-15	09/19	at Green Bay	S	0	0	-	-	0	W	21-10							
12/30	at Detroit	S	1	20	20	20	1	W	24-0	09/26	at Minnesota	S	2	25	12.5	19	0	L	22-27							
01/06	Jacksonville	S	2	17	8.5	9	1	W	33-13	10/03	Philadelphia	P	9	116	12.9	32	0	L	9-19							
2001 Totals										10/17	Washington	S	1	10	10	10	0	L	10-13							
01/19	Philadelphia	S	2	18	9	11	0	L	19-33	10/24	at Tampa Bay	S	0	0	-	-	0	L	7-19							
2002 Opponent										10/31	San Francisco	S	1	14	14	14	0	W	23-13							
09/08	Minnesota	P	1	9	9	9	1	W	27-23	11/07	at N.Y. Giants	S	4	70	17.5	28	0	W	21-28							
09/15	at Atlanta	P	1	14	14	14	1	W	14-13	11/14	at Tennessee	S	1	11	11	11	0	W	19-17							
09/22	New Orleans	P	1	4	4	4	0	L	23-29	11/21	Indianapolis	S	3	76	25.3	43	0	L	10-41							
09/29	at Buffalo	S	3	23	7.7	12	1	L	27-33	11/25	at Dallas	S	2	34	17	23	0	L	7-21							
10/07	Green Bay	P	3	77	25.7	52	0	L	21-34	12/05	Minnesota	S	3	44	14.7	19	1	W	24-14							
2002 Totals										12/12	at Jacksonville	S	2	23	11.5	15	0	L	3-22							
09/07	at San Francisco	P	1	6	6	6	0	L	7-49	12/19	Houston	S	3	41	13.7	20	0	L	5-24							
09/14	at Minnesota	P	1	14	14	14	1	L	13-24	12/26	at Detroit	S	2	10	5	7	0	L	19-13							
09/29	Green Bay	P	7	48	6.9	10	0	L	23-38	01/02	Green Bay	S	4	99	24.8	63	0	L	14-31							
10/05	Oakland	P	0	0	-	-	0	W	24-21	2004 Totals										16/15	42	699	16.6	63	1	5-11



6-0 ★ 202 lbs ★ Born 12/28/72 ★ Exp. (NFL/Patriots): 10/10
GP/GS (Playoffs): 144/0 (15/0) ★ Acq: FA-96 ★ South Dakota State ★ Yankton, S.D.

CAREER TRANSACTIONS

Adam Vinatieri was signed by the Patriots as a rookie free agent on June 28, 1996 ... He originally signed as an undrafted free agent with the Amsterdam Admirals of the World League (now NFL Europe) in the spring of 1996 ... Re-signed by the Patriots (07/19/98) ... Re-signed with the Patriots (03/12/99) ... Re-signed with the Patriots (03/15/02).

CAREER HIGHLIGHTS

Career GP/GS: 144/0 (15/0)

★ Vinatieri has earned the reputation as one of the most clutch kickers in the history of pro football. His impressive playoff resume includes two last-minute game-winning field goals in the Super Bowl, two game-winners in the divisional playoff round and a record-tying five field goals in the 2003 AFC Championship Game.

★ Vinatieri is the most accurate kicker in Patriots history and is the fifth most accurate kicker in NFL history. He has recorded an 82.1 percent accuracy rate (243-296) over his nine-year career. Tony Franklin ranks second in team history with a 74.4 percent accuracy rate (93-125).

★ In 2004, Vinatieri earned his second Pro Bowl selection as he turned in the most statistically productive campaign of his career. He led the NFL with a career high 141 points and paced the league with a career-high and franchise-best 93.9 percent accuracy rate (31-33).

★ Vinatieri's 141 points in 2004 are the most kicking points in a single season in the history of the Patriots franchise. His point total ranks third overall in team annals, trailing Gino Cappelletti's totals in 1964 and 1961, seasons during which he was a kicker and a wide receiver.

★ Vinatieri enters the 2005 season needing 73 points to pass Gino Cappelletti to become the Patriots' all-time leading scorer. Vinatieri enters the season with 1,058 career points, ranking second to Cappelletti's 1,130 points.

★ Vinatieri is the Patriots all-time leader in field goals with 243. He surpassed Gino Cappelletti's mark of 176, which had stood since 1970, on a 31-yard field goal against the Raiders (11/17/02).

★ Vinatieri tied his career high with 31 successful field goals in 2004, equaling his 1998 total for second place on the Patriots' single-season field goals list (Tony Franklin, 32, 1986).

★ Vinatieri set a career high with 48 successful PATs in 2004, tying Gino Cappelletti's 1961 total for second place on the Patriots' single-season PAT list, behind John Smith's franchise-record total of 51 in 1980.

★ Vinatieri scored 25 points during the 2004 postseason and is the top scorer in Patriots postseason annals with 106 points.

★ Vinatieri has kicked 17 field goals in the final minute of the fourth quarter or in overtime to give his team the victory, with his last seven regular-season game-winners coming in overtime.

★ Vinatieri's postseason success has placed him among the NFL's all-time playoff career leaders. He ranks second in career playoff goals (24) and second among kickers in career postseason points (106).

★ Vinatieri has never missed a game in his nine NFL seasons, amassing a streak of 144 consecutive games. The streak ranks third on the Patriots' all-time list, trailing only Raymond Clayborn (161 consecutive games from 1977-87) and Gino Cappelletti (152, 1960-70).

★ Vinatieri earned his first trip to the Pro Bowl in 2002 and became just the third Patriots kicker to be named to the Pro Bowl. John Smith (1980) and Tony Franklin (1986) each received the honors once while with the Patriots, while kicker/wide receiver Gino Cappelletti earned five trips (1961, '63, '64, '66, '68) to the AFL All-Star Game throughout his distinguished AFL career.

★ Vinatieri totaled 1,058 points in his first nine seasons in the NFL after going undrafted and signing with the Patriots as a free agent in 1996. It is the second-most proficient start to an NFL kicking career in the history of the game.

★ Vinatieri was successful on 90 percent of his field goals in 2002 (27-of-30), the highest percentage in the NFL and the second highest single-season percentage in Patriots history, trailing his own mark of 93.9 percent, set in 2004.

★ Vinatieri boomed a franchise-long 57-yard field goal at Chicago (11/10/02), eclipsing the previous franchise record of 55 he held along with Matt Bahr.

★ Vinatieri has converted 38 of the 42 kicks he has attempted in domed stadiums in his career, including the postseason. The only dome in which he has missed is Reliant Stadium in Houston, where he also kicked a game-winning field goal in Super Bowl XXXVIII.

★ Vinatieri kicked five game-winning field goals during the 2001 season, including three in overtime. It marked the highest single-season total of his seven-year career. Three of his kicks were during the 2001 regular season, and two came during the postseason. He kicked a 23-yard field goal in overtime to defeat the Raiders in the AFC

EXTRA POINTS

● Entering the 2005 season, Adam is one of only two NFL players born in South Dakota. The other player is San Diego linebacker Ben Leber.

● Adam is the only player in NFL history to record a successful field goal in three Super Bowls (XXXVI, XXXVIII and XXXIX) and is one of just two kickers in league history to have played in four Super Bowls (along with Minnesota's Fred Cox).

● Adam enters the 2005 season needing just 73 more points to become the Patriots' all-time leading scorer.

field goal in overtime to defeat the Raiders in the AFC

Divisional game and a 48-yard field goal at the end of regulation to give the Patriots a 20-17 victory over the Rams in Super Bowl XXXVI.

★ Vinatieri set a franchise record by kicking 25 consecutive field goals without a miss over a span of two years from 1996-97.

★ Vinatieri scored 127 points in 1998, converting 31 of 39 field goals and all 32 extra point attempts. His 31 field goals that season are tied with his 2004 total for the second most in franchise history (Tony Franklin, 32).

★ Vinatieri set a franchise rookie record with 120 points in 1996.

★ While in the World League, Vinatieri showed that he had a strong leg and could double as a punter. He was signed to add depth and consistency to the Patriots' kick-off team in 1996 but ultimately displayed enough poise and promise to warrant the release of veteran placekicker Matt Bahr.

★ Vinatieri caught Dallas' Herschel Walker from behind and made a touchdown-saving tackle as a rookie at Dallas (12/15/96).

SEASONAL REVIEWS

2004 (16/0, 3/0): Vinatieri was named to his second career Pro Bowl after a season in which he led the NFL with a career-high 141 points and set a team record for kicking points in a single season ... Led the NFL with 25 points in the playoffs, including the fourth-quarter field goal in Super Bowl XXXIX that provided New England's three-point margin of victory ... Tied a career high with 31 field goals ... Set a career high and a team record by connecting on 93.9 percent of his field goal chances ... Recorded a string of 23 consecutive successful field goals (10/10-12/27), establishing the second longest streak in team history ... Was successful on 29 of his last 30 field goals, including a perfect 5-for-5 performance in the playoffs ... Converted all 58 of his extra point opportunities, including all 10 of his chances in the playoffs ... Became just the second Patriot to reach the 1,000-point plateau (Gino Cappelletti) against the Bills (11/14) ... Named AFC Special Teams Player of the Month for November after he was a perfect 14-of-14 in field goal attempts and 10-for-10 in point-after-touchdowns for a total of 52 points in the month ... Named AFC Special Teams Player of the Week after making good on all four of his field goal attempts (43, 31, 45, 36) and throwing his first career touchdown pass against St. Louis (11/7) ... Named NFL Special Teams Player of the Week after connecting on two field goals (48, 31) in the AFC Championship victory over Pittsburgh (1/23/05). **Indianapolis (9/9):** Connected on a pair of field goals ... Nailed a 43-yard field goal on the last play from scrimmage in the first half to cut the Colts lead to 17-13. **Arizona (9/19):** Made good on all three of his field goal attempts ... Sealed the Patriots' victory with a 24-yard field goal in the fourth quarter. **Seattle (10/17):** Connected on all three of his field goal opportunities (30, 39, 40) ... Nailed a 30-yard field goal to give the Patriots a 23-17 lead. **St. Louis (11/7):** Named AFC Special Teams Player of the Week after enjoying a perfect afternoon, hitting all four of his field goal attempts and throwing his first career touchdown ... Booted a 45-yard field goal in the second quarter to give the Patriots a 16-14 advantage ... Extended the Patriots lead to 19-14 with a 36-yard field goal on the final play of the first half ... Threw his first career touchdown pass to Troy Brown from four yards out on a fake field goal in the third quarter. **Buffalo (11/14):** Tied a career-high with five field goals (27, 24, 20, 45, 37) ... Set a single game career-high with 17 points ... Became just the second Patriot to reach the 1,000-point plateau (Gino Cappelletti) with his extra point following the Patriots' first touchdown of the evening ... Nailed a 45-yard field goal on the first play of the fourth quarter

to give the Patriots a 26-6 advantage. **Baltimore (11/28):** Despite rainy, windy conditions made good on all three of his field goal attempts (28, 40, 48). ... Booted a 40-yard field goal to give the Patriots a 6-3 lead ... Connected on a 48-yard field goal, his longest of the regular season, to increase the Patriots lead to 9-3. **Cleveland (12/5):** Tied a career-high with six successful extra point attempts in the Patriots' 42-15 victory over the Browns. **N.Y. Jets (12/26):** Connected on three of four field goal attempts ... Made good on a 26-yard field goal to give the Patriots a 16-0 advantage. **Indianapolis (1/16):** Connected on two field goals (24, 31) in the Patriots' 20-3 victory over the Colts ... Nailed a 31-yard field goal to give the Patriots a 6-0 advantage. **Pittsburgh (1/23):** Named NFL Special Teams Player of the Week after connecting on two field goals (48, 31) in the Patriots' 41-27 AFC Championship victory over the Steelers ... Tied the longest field goal in Patriots post-season history with a 48-yard kick to give New England a 3-0 lead with 11:20 remaining in the first quarter ... The kick also tied the longest field goal in Heinz Field history and was the longest successful kick by a visiting player in the four-year history of the stadium. **Philadelphia (2/6):** Made good on his only field goal attempt (22) and on all three of his extra point opportunities in the Patriots' 24-21 victory over the Eagles in Super Bowl XXXIX ... Gave the Patriots a 24-14 lead with a 22-yard field goal midway through the fourth quarter, a boot that ended up providing the Patriots' three-point margin of victory.

2003 (16/0, 3/0): Vinatieri finished sixth in the AFC with 112 points ... Scored 27 points in the postseason, including a game-winning 41-yard field goal with four seconds left in Super Bowl XXXVIII ... Tied an NFL playoff record with five successful field goals in the AFC Championship Game (01/18/04) ... Nailed his 200th career field goal with a 46-yarder at Denver (11/03). **Buffalo (9/7):** Did not register a point for the first time in 110 games, including the playoffs. **N.Y. Jets (9/21):** Connected on all three of his field goal opportunities ... His 47-yard field goal on the first possession of the second half gave the team a 9-6 lead that they would never relinquish ... Scored 11 total points. **Tennessee (10/5):** Nailed a 48-yard field goal, giving the Patriots a 24-19 advantage ... Was perfect on five extra point attempts. **Miami (10/19):** Nailed a 30-yard field goal with seven seconds remaining before halftime to cut the Dolphins lead to 10-6 ... Registered a touchback on the opening kickoff of the game. **Cleveland (10/26):** Nailed four of five field goal attempts for his second of four games with three successful field goals on the season. **Denver (11/3):** Registered a season-high 12 points ... Made good on all three of his field goal opportunities (40, 46, 28) and three extra points ... Nailed his 200th career field goal, a 46-yarder just before halftime ... Pulled the Patriots to within a point, 24-23, with a 28-yard field goal with 11:08 remaining in the game. **Dallas (11/16):** Connected on both of his field goal attempts (23, 26) in the Patriots 12-0 win over the Cowboys. **Houston (11/23):** Converted his 15th career game-winning kick, a 28-yarder with 41 seconds remaining in overtime to give the Patriots a 23-20 victory over the Texans ... Made good on three of five field goal attempts (21, 32, 28) as part of an 11-point effort. **Jacksonville (12/14):** Connected on both field goal attempts (22, 31) and three extra points ... Nailed a 22-yard field goal to give the Patriots a 10-3 lead with 14:13 left in the second quarter ... Made good on a 31-yard field goal to increase the Patriots lead to 13-6 with 2:30 remaining in the second quarter. **Tennessee (1/10):** Nailed a game-winning 46-yard field goal with 4:06 remaining in the game to give the Patriots a 17-14 lead ... The kick was his 16th career game-winner and the third of his four game-winners in the playoffs. **Indianapolis (1/18):** Tied an NFL playoff record with five field goals in the Patriots' 24-14 AFC Championship victory over the Colts ... Connected on a 27-yard field goal

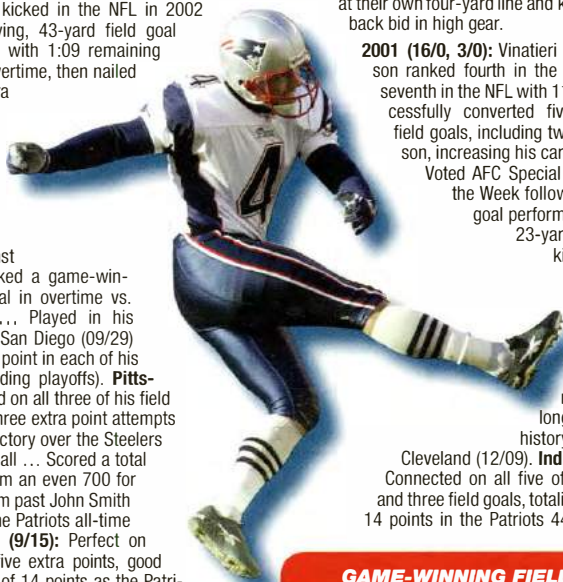
to give the Patriots an 18-7 advantage with 7:20 left in the third quarter ... Sealed the Patriots' second trip to the Super Bowl in three years with a 34-yard field goal to give the Patriots a 24-14 lead with 50 seconds remaining in the game ... Collected a special teams tackle on a kickoff return at the start of the third quarter. **Carolina (2/1)**: Nailed his 17th career game-winning field goal on a 41-yard kick with four seconds left in Super Bowl XXXVIII to give the Patriots a 32-29 win over the Panthers ... The kick was his second Super Bowl-winning field goal in the last three seasons.

2002 (16/0): Vinatieri finished third in the AFC with 117 points ... It was the third-highest total of his career, and his highest total since he scored 127 in 1998 ... Boomed a franchise-long, 57-yard field goal at Chicago (11/10), the longest field goal kicked in the NFL in 2002 ... Booted a game-tying, 43-yard field goal against Miami (12/29) with 1:09 remaining

to send the game to overtime, then nailed a 35-yarder in the extra frame to spark the Patriots to a 27-24 win in the season finale ... Named AFC Special Teams Player of the Week following a Week 17 game against Miami (12/29) ... Kicked a game-winning, 35-yard field goal in overtime vs. Kansas City (09/22) ... Played in his 100th career game at San Diego (09/29) ... Scored at least one point in each of his last 110 games (including playoffs). **Pittsburgh (9/9)**: Connected on all three of his field goal attempts and all three extra point attempts in the Patriots 30-14 victory over the Steelers on Monday Night Football ... Scored a total of 12 points, to give him an even 700 for his career and move him past John Smith into second place on the Patriots all-time scoring list. **N.Y. Jets (9/15)**: Perfect on three field goals and five extra points, good for a season high total of 14 points as the Patriots beat the Jets, 44-7 ... Connected on field goals of 28, 31 and 40 yards ... His 28-yard kick with one second left before halftime gave the Patriots a 10-0 lead going into the break. **Kansas City (9/22)**: Nailed the 13th game-winning kick of his career, a 35-yarder in overtime that gave the Patriots a 41-38 win over the Chiefs ... Once again perfect on all of his field goal (2) and extra point (3) opportunities, totaling nine points ... Boomed two kickoffs into the end zone for touchdowns. **San Diego (9/29)**: Had his string of 15 straight successful field goals snapped ... Perfect on a pair of extra points. **Buffalo (11/3)**: Perfect for the fourth week in a row in the Patriots 38-7 win over the Bills ... Connected on a 46-yard field goal and five extra points. **Chicago (11/10)**: Nailed a franchise-long, 57-yard field goal to open the scoring in the second quarter ... Kicked a season-high four field goals as the Patriots edged the Bears 33-30 in a thrilling, come-from-behind win ... Perfect on all of his opportunities for the fifth week in a row. **Oakland (11/17)**: Hit two out of three field goal tries and booted a pair of extra points ... Passed Gino Cappelletti to advance into first place on the Patriots all-time field goals list with the 177th field goal of his career (31-yarder). **Detroit (11/28)**: Perfect on all of his opportunities for the sixth time in the past seven games, nailing a pair of field goals and a pair of extra points as the Patriots tamed the Lions, 20-12, on Thanksgiving Day ... Remained perfect in domed stadiums, adding two more kicks to bring his streak to 29 tries without a miss indoors. **N.Y. Jets (12/22)**: On his first extra point

of the game, passed the 100-point mark to become just the second player in NFL history to score over 100 points in each of his first seven seasons in the NFL ... Nailed a 49-yard field goal on his only field goal opportunity in the second quarter. **Miami (12/29)**: Converted all four of his field goal attempts, including game-tying and game-winning kicks to spark the Patriots to a 27-24 overtime win against the Dolphins in the season finale ... Named AFC Special Teams player of the Week for his efforts ... Nailed a 35-yard kick 2:03 into overtime to win the game and notch his 14th career game-winning kick and his second of the season ... Connected on a game-tying, 42-yard boot with 1:09 left in the game to send the contest into an extra frame ... Booted a kickoff deep into Miami territory in the fourth quarter, giving the Dolphins possession at their own four-yard line and keeping the comeback bid in high gear.

2001 (16/0, 3/0): Vinatieri finished the season ranked fourth in the AFC and tied for seventh in the NFL with 113 points ... Successfully converted five game-winning field goals, including two in the postseason, increasing his career total to 13 ... Voted AFC Special Teams Player of the Week following his four field goal performance, including a 23-yard game-winning kick in overtime at Buffalo (12/16) ... Boomed the longest field goal in Foxboro Stadium history and the fourth longest in Patriots history, 54 yards, vs. Cleveland (12/09). **Indianapolis (9/30)**: Connected on all five of his extra points and three field goals, totaling a season-high 14 points in the Patriots 44-13 victory over



GAME-WINNING FIELD GOALS

Adam Vinatieri has successfully converted 17 game-winning field goal opportunities, including two in Super Bowl play and four total postseason game-winners. His successful kicks are listed below:

Date	Opponent	Yds	Time
02/01/04	Carolina [^]	41	0:04
01/10/04	Tennessee#	46	4:06
11/23/03	at Houston	28	0:40 ot
12/29/02	Miami	35	12:57 ot
09/22/02	Kansas City	35	10:20 ot
02/03/02	St. Louis*	48	0:00
01/19/02	Oakland#	23	6:31 ot
12/16/01	at Buffalo	23	9:15 ot
10/14/01	San Diego	44	10:55 ot
12/17/00	at Buffalo	24	0:19 ot
11/19/00	Cincinnati	22	0:03
09/19/99	Indianapolis	26	0:35
09/12/99	at N.Y. Jets	23	0:03
12/20/98	San Francisco	35	0:03
10/04/98	at New Orleans	27	0:03
09/14/97	N.Y. Jets	34	6:57 ot
09/22/96	Jacksonville	40	12:24 ot

[^]-Super Bowl XXXVIII *Super Bowl XXXVI

#AFC Divisional Playoff

the Colts. **Miami (10/7)**: Became only the third Patriots player to score more than 600 career points on his 37-yard field goal in the second quarter. **San Diego (10/14)**: Kicked a game-winning 44-yard field goal in overtime to give the Patriots a 29-26 victory over the Chargers ... His 44-yard field goal, at the time, was the longest game-winning kick of his career ... Missed an extra point, his only miss of the season, and snapped a streak of 42 consecutive extra points without a miss. **Indianapolis (10/21)**: Remained perfect inside the RCA Dome, connecting on all five of his extra points and a 43-yard field goal in the Patriots 38-17 victory ... He has made all 10 of his field goals and all 17 extra points during his six visits to the RCA Dome. **Atlanta (11/4)**: Connected on a 48-yard field goal in the second quarter and made all of his three extra points in the Patriots 24-10 victory over the Falcons. **N.Y. Jets (12/2)**: Nailed a 28-yard field goal to give the Patriots a 17-16 lead with 6:29 remaining in the game. **Cleveland (12/9)**: Converted on two of four field goal attempts, including a 54-yarder in the Patriots 27-16 victory over the Browns ... His 54-yard kick was the longest by a Patriot at home in the history of the franchise, the second longest of his career and the third longest in franchise history ... Booted a pooch punt 33 yards in the fourth quarter that was downed by Lonie Paxton at the Browns two-yard line. **Buffalo (12/16)**: Scored all of the Patriots points, including a 23-yard game-winning field goal, in a 12-9 overtime victory over the Bills ... Voted Patriots Miller Lite Player of the Game for his performance ... Added field goals of 40, 32 and 25 yards ... His game-winning kick was the 11th of his career and his third of the season. **Miami (12/22)**: Eclipsed the 100-point plateau for the sixth consecutive season on his 32-yard field goal in the second quarter ... Added a 23-yard field goal in the second quarter. **Carolina (1/6)**: Opened the scoring in the game with a 19-yard field goal in the first quarter and added five extra points in the 38-6 victory over the Panthers. **Oakland (1/19)**: Nailed all three of his field goal attempts and an extra point in a 16-13 overtime victory over the Raiders in a game played in a heavy snow storm and difficult field conditions ... Kicked arguably one of the biggest field goals in NFL history, a game-tying 45-yard kick, with 32 seconds remaining in regulation to force overtime ... Connected on a 23-yard game-winning field goal in overtime to earn the Patriots a spot in the AFC Championship game. **St. Louis (2/3)**: Connected on a 48-yard field goal as time expired to give the Patriots a 20-17 victory over the Rams in Super Bowl XXXVI ... It was the first time a Super Bowl had been decided on the final play of the game ... His 48-yard game-winning kick was the 13th and longest of his career.

2000 (16/0): Scored in all 16 games and led the Patriots with 106 points ... Ranked ninth in the AFC with 106 points ... Kicked 16 consecutive field goals during the 2000 season, the second-highest total in Patriots history to his previous record of 25 from 11/24/96 to 11/09/97 ... Eclipsed the 500 point mark on an extra point vs. Indianapolis (10/08) to become just the third Patriots player to do so (Gino Cappelletti - 1,130, John Smith - 692) ... Moved past John Smith (128) on the Patriots all-time successful field goals list with a 43-yard field goal at Detroit (11/23) ... Finished the season with 136 successful field

2004 NFL SCORING LEADERS

Vinatieri led the NFL in scoring in 2004 with a career-high 141 points. He also set a single-game career high with 17 points against Buffalo on Nov. 14. Vinatieri's 141 points rank third in team history, with Gino Cappelletti's total of 155 points in 1964 standing as the franchise record.

Player	Team	TD	PAT/PATA	FG/FGA	Pts
Adam Vinatieri	NE	0	48/48	31/33	141
Jason Elam	DEN	0	42/42	29/34	129
Jeff Reed	PIT	0	40/40	28/33	124

goals. **Tampa Bay (9/3)**: Opened the season with four points, nailing a 30-yard field goal and one extra point. **N.Y. Jets (9/11)**: Accumulated a season-high 13 points, connecting on four of five field goals and an extra point ... Connected on field goals from 32, 35, 30 and 33 yards. **Miami (9/24)**: Accounted for the Patriots' only points of the game with a 40-yard field goal. **Indianapolis (10/22)**: Converted all five of his kicks, three field goals and two extra points, accounting for 11 of the Patriots' 23 points ... Vinatieri remained perfect in RCA Dome. **Buffalo (11/5)**: Succeeded on a 48-yard field goal with 20 seconds remaining in the first half ... Kicked go-ahead field goal with 2:03 remaining in game. **Cincinnati (11/19)**: Nailed three field goals, including a game-winning 22-yarder with three seconds remaining in game ... It was the seventh successful game-winning field goal of his career ... Extended his streak of successful field goals to 11 consecutive kicks. **Detroit (11/23)**: Earned Patriots Miller Lite Player of the Game honors, scoring all nine Patriots points on field goals of 24, 27 and 43 yards ... Extended his successful field goals indoors to 21. **Kansas City (12/4)**: Notched the then-longest outdoor field goal of his career, when he connected on a 53-yarder as the first half expired ... His previous outdoor high was 52 yards vs. Buffalo (10/12/97) ... Converted two field goals before missing a 37-yarder, snapping his consecutive field goal streak at 16 ... The streak trails only his previous record of 25. **Buffalo (12/17)**: Kicked a game-winning 24-yard field goal with 19 seconds remaining in overtime for the 13-10 win ... The game-winning kick was the eighth of his career ... Battled driving snow and wind gusts of over 40 m.p.h. during the game and was successful on three of his four kicks.

1999 (16/0): Played in every game and led the team in scoring with 107 total points ... His 107 points ranked 11th in the AFC ... After four years, only Denver's Jason Elam (479 through four seasons) scored more points faster than Vinatieri's 469 ... Earned AFC Special Teams Player of the Month for September, after converting game-winning kicks in the first two games of the season ... Through September, he had converted 9-of-10 field goal attempts and all nine PATs for 36 points ... His field goals contributed to the wins in each of the first three games of the season. **N.Y. Jets (9/12)**: Scored a season-high 12 points, including the game-winning 23-yard field goal for a 30-28 victory over the Jets in the

100-POINT SEASONS

Patriots kicker Adam Vinatieri scored 141 points in 2004, extending his streak of 100-point seasons to start his career to nine. He is just the second player in NFL history to record 100 points in each of his first nine seasons, along with Denver's Jason Elam.

Player	Yr1	Yr2	Yr3	Yr4	Yr5	Yr6	Yr7	Yr8	Yr9	Total
Jason Elam (1993-2001)	119	119	132	109	124	127	116	103	124	1,073
Adam Vinatieri (1996-2004)	120	115	127	107	106	113	117	112	141	1,058

season opener ... It was his fifth game-winning field goal in his four-year career. **Indianapolis (9/19):** Converted a 26-yard field goal with just 35 seconds remaining to help the Patriots claim a 31-28 victory over the Colts ... It was his second consecutive game-winning field goal and the sixth of his four-year career. **N.Y. Giants (9/26):** Earned Miller Lite Player of the Game honors after scoring 10 of the Patriots 16 points in a 16-14 victory over the Giants ... Converted all three field goal attempts and his only extra point attempt. **Cleveland (10/2):** Named special teams co-captain for the game ... Converted his first two field goals of the game, but had his consecutive field goal streak snapped at nine when he suffered his first miss of the season in the third quarter ... Extended his consecutive PAT streak to 106 straight to set a franchise record (previously held by Gino Cappelletti) ... His streak began vs. Buffalo on Oct. 27, 1996. **Kansas City (10/10):** Converted both extra point attempts to give him 400 points for his career ... Became just the fifth player in franchise history to reach that plateau ... Missed field goal attempts of 48 and 32 yards in a 16-14 loss ... His 32-yard attempt came with just nine seconds remaining in the game ... It was the seventh game-winning field goal attempt of his career. **Miami (10/17):** After opening the season by connecting on his first nine field goal attempts, he missed his next three kicks entering the Miami game ... He rebounded by converting all three field goal attempts and all three extra point attempts to score 12 of the Patriots 30 points. **Arizona (10/31):** Had his franchise-record streak of successful extra point attempts snapped at 117 when his third attempt of the game was blocked ... He had not missed a PAT in over three seasons ... The streak began during his rookie year in Buffalo (10/27/96) ... It was just the second blocked PAT attempt of his career, the first coming against Jacksonville (09/22/96). **Indianapolis (12/12):** Converted all three field goal attempts ... It was the 16th time in his career that he had converted at least three field goals in a game ... His second field goal moved him ahead of Tony Franklin (445 points) into third place on the team's all-time scoring list. **Philadelphia (12/19):** Kicked field goals of 23, 43 and 46 yards ... It was the 17th time of his career that he had at least three field goals in a game. **Baltimore (1/2/00):** Converted his longest field goal of the year, a 51-yard effort, in a 20-3 victory over the Ravens ... It was his fifth career field goal of 50 yards or more ... Converted every attempt, including two field goals and two PATs for eight total points ... Finished the season with 107 total points culminating in his fourth consecutive 100-point season.

1998 (16/0, 1/0): Played in every game for the Patriots ... Scored 127 points, converting 31 of 39 field goals and all 32 extra point attempts ... His 31 field goals were the second-most in franchise history, a mark he later tied in 2004 ... His 127 points were the most by a Patriot since Tony Franklin scored 140 points in 1986 ... His point total ranked fifth (tied) in the league in 1998, tied for third in the AFC ... Kicked a career-long 55-yard field goal at St. Louis (12/13) ... Recorded nine special teams tackles ... He was twice voted the AFC Special Teams Player of the Week and also received AFC Special Teams Player of the Month recognition for the month of October ... Converted three field goals, including a long of 52 yards, in a 29-6

victory over Indianapolis (9/13) ... Converted a season-long streak of nine consecutive field goals, beginning with kicks of 43 and 41 yards in a 27-16 victory over Tennessee (9/20) ... Had three field goals, including the game-winning 27-yard field goal in a 30-27 victory over New Orleans (10/4) to earn AFC Special Teams Player of the Week ... Converted all four field goal attempts and all four extra point attempts in a 40-10 win over the Kansas City Chiefs (10/11) ... His 16 points in that game tied a career-high ... Converted three of four field goal attempts at Miami (10/25) to close out the month of October converting 10-of-11 field goals and all nine extra point attempts for 39 total points ... The performance earned him his first AFC Special Teams Player of the Month honors ... Scored 14 points by converting all four field goals and both extra point attempts in a come-from-behind 26-23 victory over the Miami Dolphins (11/23) to earn AFC Special Teams Player of the Week honors for the second time in 1998 ... Provided seven points in a 25-21 victory over Buffalo (11/29) ... Scored 11 points, including all three field goals and both extra points in a 23-9 victory over the Steelers in Pittsburgh (12/6) ... Converted all four field goal attempts for 12 points at St. Louis (12/13) ... Kicked a 35-yard field goal with just three seconds remaining in the game to give the Patriots a 24-21 victory over San Francisco (12/20) and clinch a playoff berth for a franchise-record third straight season ... It was his second game-winning kick of the season and the fourth of his career.

1997 (16/0, 2/0): Played in every game and led the team in scoring with 115 points - sixth in the AFC ... Earned first-team All-AFC honors from the Football News and was the recipient of the Shaw's 12th Man Award, as voted on by the New England fans ... Handled all kicking duties, including kickoffs, field goals and PATs ... Converted 25 of 29 field goals (.862) and all 40 PATs ... His 115 points ranks 10th among the Patriots all-time leading single season scorers ... His 25 field goals ranked fifth in franchise history ... Converted three of five field goals and a pair of extra points to lead the team with 11 points in the postseason ... Set a franchise record for the longest postseason field goal with a 46-yard kick at Pittsburgh (1/3/98) ... Opened the season with a pair of field goals and five PATs in a 41-7 victory over the Chargers (8/31) ... Set a new franchise record with his 15th consecutive field goal without a miss at Denver (10/6) ... Earned Miller Lite Player of the Game and Staples Star of the Game honors after converting all four field goals, including a career-long 52-yarder, and three PATs for 15 points in the Patriots' 33-6 victory over Buffalo (10/12) ... His 52-yard field goal was the fourth longest field goal in Patriots history ... Named AFC Special Teams Player of the Week for his efforts vs. Buffalo ... Named special teams captain at the Jets (10/19) and extended his field goal streak to a league-best 21 consecutive successful field goals ... Remained perfect for the season, converting his first 17 field goal attempts and every PAT attempt until the 10th game of the season at Buffalo (11/9) when he missed a 42-yard attempt wide right ... His streak of successful kicks ended just six short of the NFL record of 31 consecutive field goals held at the time by Fuad Reveiz ... Followed with a 45-yard attempt, which came off the right upright and was no good ... It was just

LEADING SCORERS IN PATRIOTS HISTORY

#	SCORING	TD	PAT/PATA	2-Pt	FG/FGA	TP
1	Gino Cappelletti	42	346/358	2	176/334	1,130
2	Adam Vinatieri	0	327/333	1	243/296	1,058
3	John Smith	0	308/323	0	128/191	692
4	Tony Franklin	0	163/166	0	93/125	442
5	Stanley Morgan	68	0/0	0	0/0	408

the second time in his career that he had missed two attempts in a game ... His first was also at Buffalo (9/8/96) where he missed two field goals and had a third attempt blocked in a 17-10 loss ... Eclipsed the 100-point plateau for the season at Jacksonville (12/7) and scored 14 points, converting four of five field goal attempts and a pair of PATs ... Converted just one of three field goals in the first-round playoff victory over Miami (12/28) ... Scored all six points with a pair of field goals at Pittsburgh (1/3/98) in a 7-6 loss.

1996 (16/0, 3/0): Vinatieri played in every game as a rookie, including all three playoff games ... Led the team in scoring with 120 points, which ranked third in the AFC and fifth overall ... His 120 points by a rookie ranked eighth in NFL history and was the most since Kevin Butler set a new record in 1985 with 144 total points ... It also set a new Patriots rookie scoring record which was previously held by Curtis Martin after he scored 92 points in 1995 ... The team record for points scored in a season by a rookie kicker was 90, set by John Smith in 1974 ... Vinatieri combined with Curtis Martin to establish another franchise first, as both players scored over 100 points to give the Patriots their first scoring tandem to eclipse the century mark ... Made his NFL debut in the Patriots season opener at Miami (9/1) and connected on a 25-yard field goal, his only attempt of the day ... Converted a 42-yard field goal at Buffalo (9/8), but missed on kicks from 45, 25 and 47 yards away, as two kicks bounced off the crossbar ... Earned AFC Special Teams Player of the Week honors and Miller Lite Player of the Game for his five-for-six performance against Jacksonville, including the game-winning 40-yard kick in overtime ... Scored a season-high 16 points in the game ... It was his first professional game-winning situation, and he converted the kick with the poise of a polished veteran ... His six field goal attempts in a game tied Cappelletti for fourth in team history ... His five successful field goals rank second in franchise history ... Converted his next six field goal attempts ... Scored 12 points and went three-for-three, including a season-long 50-yard kick the following week in a 46-38 victory at Baltimore (10/6) ... Scored 10 points, converting his first three kicks vs. Washington (10/13) before a 43-yard attempt sailed wide right, snapping his consecutive field goal streak at eight (fourth longest streak in franchise history) ... Connected on his next four attempts before attempting a season-long kick from 54 yards out, which fell short vs. Buffalo (10/27) ... Did not attempt a field goal in a 42-23 victory over Miami (11/3), which snapped a streak of eight consecutive games with a field goal, but he did convert all six PAT attempts ... Converted all six extra point attempts and connected on his only field goal attempt to score nine points in a 45-7 victory over San Diego (12/1) ... Scored 10 points the following week vs. the Jets (12/8) ... Scored the only points of the game with two field goals at Dallas (12/15), but made the play of the game on a Herschel Walker kick return when he caught the track star from behind and made a touchdown saving tackle after a 70-yard return

NFL ALL-TIME LIST / POSTSEASON FIELD GOALS

Adam Vinatieri ranks second on the NFL's all-time postseason field goals list. The nine-year veteran, who led the NFL in scoring in 2004, now has 24 playoff field goals.

Player	FGs
Gary Anderson	32
Adam Vinatieri	24
George Blanda	22
Steve Christie	22

down the sideline ... The defense held and the Cowboys had to settle for a field goal ... Closed out the season with five points in a 23-20 come-from-behind victory over the N.Y. Giants (12/21) ... Scored 13 points in three playoff games ... Concluded his rookie season with three PATs in the Super Bowl (1/26/97), completing a rookie year which included 33 professional games in just over 10 months (combining the World League and NFL games played during the 1996-97 campaign).

COLLEGE

Vinatieri was a four-year letterman at South Dakota State as a placekicker ... He also handled the team's punting chores from 1992 through 1994, earning first-team all-conference honors in each of those three seasons ... He finished his collegiate career as the school's all-time scoring leader with 185 career points scored ... He converted 104-of-114 PATs (.912) and 27-of-53 field goals (.509) ... In 1992, he kicked a career-long 51-yard field goal, which he tied as a senior in 1994 ... He totaled 144 career punts with a career-long punt of 77 yards as a senior. 1994 (Senior): Converted 35-of-40 PATs and four-of-12 field goals for 47 points as a senior ... Tied his career-long with a 51-yard field goal ... Added 57 punts for a 43.5-yard average and had a career-long 77-yard punt to lead the league for his third consecutive season ... Ranked fourth in Division II ball with a 43.5-yard punting average. 1993 (Junior): Converted 38-of-41 PATs (.927) and seven-of-15 field goals (.467) for 59 total points as a junior to earn second-team all-conference honors ... Averaged 41.8 yards on 36 punts and had a season-long 57 yards. 1992 (Sophomore): Led the team in scoring when he converted 16-of-18 PATs (.889) and eight-of-13 field

FIELD GOAL BREAKDOWNS

Overall:	243-296	.821
Home:	128-157	.815
Away:	115-139	.827
On Grass:	180-223	.807
On Artificial Turf:	63-73	.863
Indoors:	33-35	.943
Outdoors:	210-261	.805

CAREER HIGHS

Regular Season:

Extra Points Made:	6	at Cleveland (12/05/04)
		at San Diego (12/01/96)
		vs. Miami (11/03/96)
Extra Points Att:	6	at Cleveland (12/05/04)
		at San Diego (12/01/96)
		vs. Miami (11/03/96)
Field Goals Made:	5	vs. Buffalo (11/14/04)
		vs. Jacksonville (09/22/96)
Field Goals Att:	6	vs. Jacksonville (09/22/96)
Points:	17	vs. Buffalo (11/14/04)

Postseason:

Extra Points Made:	5	at Pittsburgh (01/23/05)
Extra Points Att:	5	at Pittsburgh (01/23/05)
Field Goals:	5	vs. Indianapolis (01/18/04)
Field Goals Att:	5	vs. Indianapolis (01/18/04)
Points:	16	vs. Indianapolis (01/18/04)

VINATIERI'S CAREER GAME BY GAME (CONT.)

1998	Opponent	XP	XP%	FG	FG%	Pts	Score	FG (Missed)
09/07	at Denver	3-3	100.0	0-2	---	3	21-27	(39)(37)
09/13	Indianapolis	2-2	100.0	3-4	75.0	11	29-6	19, 23, 52, (42)
09/20	Tennessee	3-3	100.0	2-2	100.0	9	27-16	43, 41
10/04	at New Orleans	3-3	100.0	3-3	100.0	12	30-27	34, 49, 27
10/11	Kansas City	4-4	100.0	4-4	100.0	16	40-10	32, 38, 27, 20
10/19	N.Y. Jets	2-2	100.0	0-0	---	2	14-24	
10/25	at Miami	0-0	---	3-4	75.0	9	9-12	(45) 41, 30, 36
11/01	at Indianapolis	3-3	100.0	0-0	---	3	21-16	
11/08	Atlanta	1-1	100.0	1-1	100.0	4	10-41	40
11/15	at Buffalo	1-1	100.0	1-3	33.3	4	10-13	(39) 38, (39)
11/23	Miami	2-2	100.0	4-4	100.0	14	26-23	25, 44, 45, 24
11/29	Buffalo	2-2	100.0	1-2	50.0	7	25-21	44 (47)
12/06	at Pittsburgh	2-2	100.0	3-3	100.0	11	23-9	21, 29, 35
12/13	at St. Louis	0-0	---	4-4	100.0	12	18-32	37, 41, 55, 17
12/20	San Francisco	3-3	100.0	1-2	50.0	6	24-21	(32) 35
12/27	at N.Y. Jets	1-1	100.0	1-1	100.0	4	10-31	19

1998 Totals	32-32	100.0	31-39	79.5	127	9	7	FG (Missed)
01/03	at Jacksonville	1-1	100.0	1-1	100.0	4	10-25	27

*11/29 point total includes a 2-point conversion run

1999	Opponent	XP	XP%	FG	FG%	Pts	Score	FG (Missed)
09/12	at N.Y. Jets	3-3	100.0	3-3	100.0	12	30-28	33, 21, 23
09/19	Indianapolis	4-4	100.0	1-1	100.0	7	31-28	26
09/26	N.Y. Giants	1-1	100.0	3-3	100.0	10	16-14	38, 19, 41
10/03	at Cleveland	1-1	100.0	2-3	66.7	7	19-7	22, 21, (42)
10/10	at Kansas City	2-2	100.0	0-2	---	2	14-16	(48) 32
10/17	Miami	3-3	100.0	3-3	100.0	12	30-31	41, 39, 34
10/24	Denver	3-3	100.0	3-3	100.0	6	24-23	28
10/31	at Arizona	3-4	75.0	0-0	---	3	27-3	
11/15	N.Y. Jets	2-2	100.0	1-1	100.0	5	17-24	22
11/21	at Miami	2-2	100.0	1-1	100.0	5	17-27	27
11/28	at Buffalo	1-1	100.0	0-0	---	1	7-17	
12/05	Dallas	1-1	100.0	2-2	100.0	7	13-6	41, 23
12/12	at Indianapolis	0-0	---	3-4	100.0	9	15-20	28, 28, 26
12/19	at Philadelphia	0-0	---	3-4	100.0	9	9-24	23, 43 (56) 46
12/26	Buffalo	1-1	100.0	1-4	25.0	4	10-13	(44) 38 (33) 44
01/02	Baltimore	2-2	100.0	2-2	100.0	8	20-3	25 (51)

1999 Totals	29-30	97.0	26-33	78.8	107	8	8	FG (Missed)
-------------	-------	------	-------	------	-----	---	---	-------------

2000	Opponent	XP	XP%	FG	FG%	Pts	Score	FG (Missed)
09/03	Tampa Bay	1-1	100.0	1-2	50.0	4	16-21	30, (55)
09/11	at N.Y. Jets	1-1	100.0	4-5	80.0	13	19-20	32, 35, 30, 33 (29)
09/17	Minnesota	1-1	100.0	0-1	---	1	13-21	(44)
09/24	at Miami	0-0	---	1-2	50.0	3	3-10	40 (53)
10/01	at Denver	4-4	100.0	0-0	---	4	28-19	
10/08	Indianapolis	3-3	100.0	1-1	100.0	6	24-16	21
10/15	N.Y. Jets	2-2	100.0	1-1	100.0	5	17-34	23
10/22	at Indianapolis	2-2	100.0	3-3	100.0	11	23-30	27, 26, 28
11/05	Buffalo	1-1	100.0	2-2	100.0	7	13-16	48, 43
11/12	at Cleveland	0-0	---	1-1	100.0	3	11-19	38

2000	Opponent	XP	XP%	FG	FG%	Pts	Score	FG (Missed)
11/19	Cincinnati	1-1	100.0	3-3	100.0	10	16-13	38, 21, 22
11/23	at Detroit	0-0	---	3-3	100.0	9	9-34	24, 47, 43
12/04	Kansas City	3-3	100.0	3-4	75.0	12	30-24	48, 53 (37) 27
12/10	at Chicago	2-2	100.0	1-1	100.0	5	17-24	30
12/17	at Buffalo	1-1	100.0	2-3	66.7	7	13-10	22 (27) 24
12/24	Miami	3-3	100.0	1-1	100.0	6	24-27	33

2000 Totals	25-25	100.0	27-33	81.8	106	5	11	FG (Missed)
-------------	-------	-------	-------	------	-----	---	----	-------------

2001	Opponent	XP	XP%	FG	FG%	Pts	Score	FG (Missed)
09/09	at Cincinnati	2-2	100.0	1-1	100.0	5	17-23	39
09/23	N.Y. Jets	0-0	---	1-1	100.0	3	3-10	24
09/30	Indianapolis	5-5	100.0	3-3	100.0	14	44-13	47, 48, 35
10/07	at Miami	1-1	100.0	1-1	100.0	4	10-30	37
10/14	San Diego	2-3	66.7	3-4	75.0	11	29-26	26, (44), 23, 44
10/21	at Indianapolis	5-5	100.0	1-1	100.0	8	38-17	43
10/28	at Denver	2-2	100.0	2-2	100.0	8	20-31	24, 44
11/04	at Atlanta	3-3	100.0	1-1	100.0	6	24-10	44
11/11	Buffalo	3-3	100.0	0-2	---	3	21-11	(43) 45
11/18	St. Louis	2-2	100.0	1-1	100.0	5	17-24	33
11/25	New Orleans	4-4	100.0	0-1	---	4	34-17	(46)
12/02	at N.Y. Jets	2-2	100.0	1-1	100.0	5	17-16	28
12/09	Cleveland	3-3	100.0	2-4	50.0	9	27-16	54, 38, (39) 48
12/16	at Buffalo	0-0	---	4-4	100.0	12	12-9	40, 32, 25, 23
12/22	Miami	2-2	100.0	2-2	100.0	8	20-13	32, 23
01/06	at Carolina	5-5	100.0	1-1	100.0	8	38-6	19

2001 Totals	41-42	97.6	24-30	80.0	113	11	5	FG (Missed)
-------------	-------	------	-------	------	-----	----	---	-------------

01/19	Oakland	1-1	100.0	3-3	100.0	10	16-13	23, 45, 23
01/27	at Pittsburgh	3-3	100.0	1-2	50.0	6	24-17	44 (50)
02/03	St. Louis	2-2	100.0	2-2	100.0	8	20-17	37, 48

2001 Postseason	6-6	100.0	6-7	85.7	24	3	0	FG (Missed)
-----------------	-----	-------	-----	------	----	---	---	-------------

2002	Opponent	XP	XP%	FG	FG%	Pts	Score	FG (Missed)
09/09	Pittsburgh	3-3	100.0	3-3	100.0	12	30-14	45, 28, 27
09/15	at N.Y. Jets	5-5	100.0	3-3	100.0	14	44-7	28, 31, 40
09/22	Kansas City	3-3	100.0	2-2	100.0	9	41-38	37, 35
09/29	at San Diego	2-2	100.0	0-1	---	2	14-21	(41)
10/05	at Miami	1-1	100.0	0-0	---	1	13-26	
10/13	Green Bay	1-1	100.0	1-1	100.0	4	10-28	32
10/27	Denver	1-1	100.0	1-1	100.0	4	16-24	26
11/03	at Buffalo	5-5	100.0	1-1	100.0	8	38-7	46
11/10	at Chicago	1-1	100.0	4-4	100.0	13	33-30	57, 31, 42, 25
11/17	at Oakland	2-2	100.0	3-3	66.7	8	20-27	36, 31 (52)
11/24	Minnesota	3-3	100.0	1-1	100.0	6	24-17	34
11/28	at Detroit	2-2	100.0	2-2	100.0	8	20-12	31, 29
12/08	Buffalo	3-3	100.0	2-3	66.7	9	27-17	39, 46 (43)
12/16	at Tennessee	1-1	100.0	0-0	---	1	7-24	
12/22	N.Y. Jets	2-2	100.0	1-1	100.0	5	17-30	49
12/29	Miami	1-1	100.0	4-4	100.0	13	27-24	41, 36, 43, 35

2002 Totals	36-36	100.0	27-30	90.0	117 <th>9</th> <th>7</th> <th>FG (Missed)</th>	9	7	FG (Missed)
-------------	-------	-------	-------	------	--	---	---	-------------

2003	Opponent	XP	XP%	FG	FG%	Pts	Score	FG (Missed)
09/07	at Buffalo	0-0	---	0-0	---	0	0-31	
09/14	at Philadelphia	4-4	100.0	1-1	100.0	7	31-10	27
09/21	N.Y. Jets	2-2	100.0	3-3	100.0	11	23-16	22, 24, 47
09/28	at Washington	2-2	100.0	1-2	50.0	5	17-20	23, (46)
10/05	Tennessee	5-5	100.0	1-3	33.3	8	38-30	48, (34), (39)
10/12	N.Y. Giants	2-2	100.0	1-2	50.0	5	17-6	28, (42)
10/19	at Miami	1-1	100.0	2-2	100.0	7	19-13	25, 30
10/26	Cleveland	0-0	---	3-4	75.0	9	9-3	27, 28, 38, (48)
11/03	at Denver	3-3	100.0	3-3	100.0	12	30-26	40, 46, 28
11/16	Dallas	0-1	---	2-2	100.0	6	12-0	23, 26
11/23	at Houston	2-2	100.0	3-5	60.0	11	23-20	21, (38), (32), (37), 28
11/30	at Indianapolis	5-5	100.0	1-1	100.0	8	38-34	43
12/07	Miami	1-1	100.0	1-2	50.0	4	12-0	29, (54)
12/14	Jacksonville	3-3	100.0	2-2	100.0	9	27-13	22, 31
12/20	at N.Y. Jets	3-3	100.0	0-0	---	3	21-16	
12/27	Buffalo	4-4	100.0	1-2	50.0	7	31-0	(24), 24

2003 Totals	37-38	97.4	25-34	73.5	112	14	2	FG (Missed)
-------------	-------	------	-------	------	-----	----	---	-------------

01/10	Tennessee	2-2	100.0	1-2	50.0	5	17-14	(44), 46
01/18	Indianapolis	1-1	100.0	5-5	100.0	16	24-14	31, 25, 27, 21, 46
02/01	Carolina	3-3	100.0	1-3	33.3	6	32-29	(31), (36), 41

2003 Postseason	6-6	100.0	7-10	70.0	27	3	3	FG (Missed)
-----------------	-----	-------	------	------	----	---	---	-------------

2004	Opponent	XP	XP%	FG	FG%	Pts	Score	FG (Missed)
09/09	Indianapolis	3-3	100.0	2-2	100.0	9	27-24	32, 43
09/19	at Arizona	2-2	100.0	3-3	100.0	11	23-12	29, 28, 24
10/03	at Buffalo	4-4	100.0	1-1	100.0	7	31-17	42
10/10	Miami	3-3	100.0	1-2	50.0	6	24-10	40, (47)
10/17	Seattle	3-3	100.0	3-3	100.0	12	30-20	40, 39, 30
10/24	N.Y. Jets	1-1	100.0	2-2	100.0	7	13-7	41, 27
10/31	at Pittsburgh	2-2	100.0	2-2	100.0	8	20-34	43, 25
11/07	at St. Louis	4-4	100.0	4-4	100.0	16	40-22	43, 31, 45, 36
11/14	Buffalo	2-2	100.0	5-5	100.0	17	29-6	27, 24, 20, 45, 37
11/22	at Kansas City	3-3	100.0	2-2	100.0	9	27-19	37, 28
11/28	Baltimore	1-1	100.0	3-3	100.0	10	24-3	28, 40, 48
12/05	at Cleveland	6-6	100.0	0-0	--	6	42-15	
12/12	Cincinnati	5-5	100.0	0-0	--	5	35-28	
12/20	at Miami	4-4	100.0	0-0	--	4	28-29	
12/26	at N.Y. Jets	2-2	100.0	3-4	75.0	11	23-7	28, 29, (50), 26
01/02	San Francisco	3-3	100.0	0-0	--	3	21-7	



MIKE VRABEL

LINEBACKER



SUPER BOWLS: 01 03 04

6-4 ★ 261 lbs ★ Born 8/14/75 ★ Exp: (NFL/Patriots): 9/5
GP/GS (Playoffs): 112/49 (11/9) ★ Acq: UFA (PIT)-01 ★ Ohio State ★ Akron, Ohio

CAREER TRANSACTIONS

Mike Vrabel was signed by the Patriots as an unrestricted free agent on March 16, 2001 ... He was originally drafted by the Pittsburgh Steelers in the third round (91st overall) of the 1997 NFL Draft.

CAREER HIGHLIGHTS

Career GP/GS: 112/49 (11/9)

★ Vrabel enjoyed another strong campaign in 2004, finishing second on the team with 5.5 sacks and fourth on the squad with 76 tackles (59 solo).

★ Vrabel continued to excel as a tight end in goal-line situations in 2004 by snaring three touchdown receptions, including a 2-yard touchdown grab from Tom Brady in Super Bowl XXXIX. Entering 2005, he has recorded five receptions in his regular season and playoff career, all resulting in scores.

★ Vrabel set career highs in total tackles (76) and solo tackles (59) during the 2004 season, eclipsing the previous marks he set in 2002.

★ Vrabel led the Patriots with a career-high 9.5 sacks in 2003, the most by any Patriot in the Bill Belichick era and the most by a Patriot since Willie McGinest notched 9.5 sacks in 1996. Vrabel accomplished the feat despite missing three games due to injury.

★ Vrabel capped off 2003 with a strong postseason, finishing with three sacks, including two in Super Bowl XXXVIII. He also lined up as a tight end in the Super Bowl and caught the Patriots' final touchdown of the game on a one-yard play from Tom Brady in the fourth quarter.

★ Vrabel recorded a career-high three sacks in the Patriots' 9-3 win over Cleveland (10/26/03). It was the most sacks in a game by a Patriot since Henry Thomas collected three against St. Louis (12/13/98).

★ Scored his first career touchdown at San Diego (09/29/02) when he lined up as a tight end and grabbed a one-yard pass from Tom Brady. Vrabel was the first Patriot defender to catch a touchdown pass since linebacker John Tanner caught a 2-yard toss from Jim Plunkett at Baltimore (11/24/74).

★ Intercepted two passes during the 2001 season, including one at N.Y. Jets (12/02/01). The turnover triggered a momentum change which saw the Patriots outscore the Jets 17-3 in the second half and defeat the Jets 17-16.

★ Vrabel applied pressure to Rams quarterback Kurt Warner in Super Bowl XXXVI, forcing an errant pass that was intercepted by Ty Law and returned 47 yards for a touchdown, giving the Patriots an early 7-0 advantage.

★ Vrabel recorded one of the biggest plays for the Pittsburgh Steelers during the 1997 playoffs, when he sacked Patriots quarterback Drew Bledsoe and forced him to fumble with less than two minutes remaining in the game. The Steelers were able to hold on for a 7-6 victory in an AFC Divisional playoff game versus New England (1/3).

SEASONAL REVIEWS

2004 (16/15, 3/3): Started 15 of 16 regular season games at outside linebacker ... Finished second on the team with 5.5 sacks ... Finished fourth on the squad with 76 tackles (59 solo) ... Caught three touchdown passes as a tight end in goal line situations, including a 2-yard score from Tom Brady in Super Bowl XXXIX against the Eagles. **Indianapolis (9/9):** Tallied four tackles (2 solo) in the Patriots' 27-24 victory over the Colts ... Stuffed Edgerrin James for a 1-yard loss on a rush off right tackle. **Arizona (9/19):** Recorded four solo tackles, a sack and a pass defended in the Patriots' 23-12 victory over the Cardinals ... Stopped Emmitt Smith behind the line of scrimmage for a 2-yard loss ... Sacked Josh McCown for a 13-yard loss ... Batted down a pass intended for Bryant Johnson. **Buffalo (10/3):** Collected nine tackles (7 solo), a sack and a pass defended in the Patriots' 31-17 victory over the Bills ... Sacked Drew Bledsoe for a 6-yard loss. **Seattle (10/17):** Collected six solo tackles, a sack and a pass defended in the Patriots' 30-20 victory over the Seahawks ... Sacked Matt Hasselbeck for a 3-yard loss on a third-and-six play ... Batted down a pass intended for Darrell Jackson late in the fourth quarter.

N.Y. Jets (10/24): Notched six tackles (5 solo) in the Patriots' 13-7 win over the Jets. **Pittsburgh (10/31):** Registered four tackles (3 solo) against the Steelers ... Collected one solo tackle on special teams. **St. Louis**

(11/7): Led the team with nine tackles (7 solo) in the Patriots' 40-22 road win against the Rams ... Made a diving catch for a 2-yard touchdown reception in the second quarter. **Buffalo (11/14):** Tallied five tackles (4 solo) in the Patriots' commanding 29-6 victory over the Bills ... Combined with Ty Warren to stonewall Willis McGahee for a 3-yard loss on a rush in the first quarter. **Kansas City (11/22):** Registered seven tackles (6 solo) in the Patriots' 27-19 Monday Night victory over the Chiefs. **Baltimore (11/28):** Notched four tackles (2 solo) in the Patriots' 24-3 victory over the Ravens ... Provided the initial pressure on Kyle Boller before Tedy Bruschi registered the sack and forced fumble that resulted

in Jarvis Green's fumble recovery for a touchdown.

EXTRA POINTS

● Mike caught touchdown passes from Tom Brady in Super Bowl XXXVIII and XXXIX. He is the first defensive player to score a touchdown on offense in the Super Bowl since William Perry scored on a one-yard run in Super Bowl XX.

● Mike returned to school in the 2004 offseason, completing his degree in exercise science at Ohio State.

● Mike has an interest in coaching after his playing career and has annually volunteered in a football camp in Columbus, Ohio during the offseason.

Cleveland (12/5): Played in a reserve role at linebacker and notched six tackles (5 solo), including a sack in the Patriots' 42-15 victory over the Browns ... Sacked Luke McCown for a 15-yard loss. **Miami (12/20):** Registered three tackles and a half a sack ... Teamed with Roman Phifer to drop A.J. Feeley for a sack in the first quarter. **N.Y. Jets (12/26):** Recorded four solo tackles, including a sack in the Patriots' 23-7 victory over the Jets ... Dropped Chad Pennington for an 8-yard sack on a third-and-eight play. **San Francisco (1/2):** Tied the score at 7-7 with a 1-yard touchdown reception from Tom Brady in the second quarter, his second touchdown grab of the season. **Indianapolis (1/16):** Notched eight tackles (6 solo), a sack and a forced fumble in the Patriots' 20-3 victory over the Colts ... Sacked Peyton Manning for an 8-yard loss, while forcing the signal caller to fumble, but the loose ball was recovered by the Colts at their own 22-yard line. **Pittsburgh (1/23):** Recorded six tackles (5 solo) and a fumble recovery in the Patriots' 41-27 AFC Championship victory over the Steelers ... Recovered a Jerome Bettis fumble that was caused by Rosevelt Colvin ... Provided the key block that allowed Rodney Harrison to return a Ben Roethlisberger interception 87 yards for a touchdown. **Philadelphia (2/6):** Collected four tackles (2 solo), including a sack in the Patriots' 24-21 victory over the Eagles in Super Bowl XXXIX ... Sacked Donovan McNabb for a 16-yard loss ... Grabbed a touchdown for the second consecutive time in the Super Bowl with a 2-yard scoring strike to give the Patriots a 14-7 lead.

2003 (13/9, 3/3): Led the team with a career-high 9.5 sacks despite missing three games because of injury ... Named AFC Defensive Player of the Month for December after tallying 27 tackles (17 solo), four sacks, two forced fumbles, an interception and a fumble recovery in four Patriots victories ... Registered a career-high three sacks against Cleveland (10/26) ... Notched a career-high 11 tackles against Miami (12/07). **Philadelphia (9/14):** Registered his first sack of the season when he dropped Donovan McNabb for a 2-yard loss after a strong outside pass rush ... On the next play, pressured McNabb in the pocket and forced him to throw his first interception of the game. **Miami (10/19):** Returned from a three-game absence and saw limited action at linebacker. **Cleveland (10/26):** Tallied five solo tackles, including three sacks in the Patriots' 9-3 win over the Browns ... All three sacks came on third down and ended Browns drives ... Marked the first time a Patriots defender registered three sacks in a game since Henry Thomas collected three against the St. Louis Rams on Dec. 13, 1998. **Denver (11/3):** Returned to the starting lineup at outside linebacker and notched eight tackles (7 solo). **Houston (11/23):** Recorded three tackles and an interception ... Picked off a Tony Banks pass on the first play in overtime. **Indianapolis (11/30):** Finished with six tackles, including two sacks and also forced a fumble ... Sacked Peyton Manning and caused the signal caller to fumble, which was recovered by Dan Klecko, setting up the Patriots' first touchdown in the first quarter ... Sacked Manning for a 5-yard loss in the fourth quarter. **Miami (12/7):** Tallied a career-high 11 tackles (4 solo), two sacks, a forced fumble and a fumble recovery ... Combined with Willie McGinest to drop Jay Fiedler for a 7-yard sack in the second quarter ... Recovered a fumble deep in Patriots territory in the third quarter ... Sacked Fiedler for a 10-yard loss and forced the signal caller to fumble, but the ball was recovered by the Dolphins ... Teamed with Jarvis Green to sack Fiedler in the end zone for a safety. **N.Y. Jets (12/20):** Collected seven tackles (6 solo) and two sacks ... Sacked Chad Pennington for a 7-yard loss in the first quarter ... Also dropped Pennington for a 6-yard sack. **Buffalo (12/27):** Registered five solo tackles and an interception ...

Dropped back in coverage and picked off a Drew Bledsoe pass intended for Mark Campbell in the first quarter. **Tennessee (1/10):** Registered eight tackles (7 solo) and a sack in the Patriots' 17-14 divisional playoff victory ... Sacked Steve McNair for a 1-yard loss in the second quarter. **Indianapolis (1/18):** Started at outside linebacker and registered seven tackles (4 solo) and a pass defense in the Patriots' 24-14 AFC Championship victory over the Colts. **Carolina (2/1):** Finished second on the team with six tackles (4 solo), including a game-high two sacks and also caught a touchdown pass and forced a fumble in the Patriots' 32-29 Super Bowl XXXVIII victory ... Gave the Patriots a 29-22 lead with his second career touchdown reception, a one-yard catch from Tom Brady, with 2:51 left in the game ... Became the first defensive player since William Perry (Super Bowl XX) to record a touchdown on offense ... Sacked Jake Delhomme for a 6-yard loss with a vicious blindside hit that forced the signal caller to fumble ... The loose ball was recovered by the Patriots and broke a scoreless tie by leading to the first touchdown of the game ... Dropped Delhomme for a 9-yard sack on third-and-eight to halt a Panthers drive in the first quarter.

2002 (16/13): Started 13 of 16 regular season games and set new career highs with 75 tackles (51 solos), and 4.5 sacks ... Recovered a career-high two fumbles during the season. **Pittsburgh (9/9):** Intercepted a Kordell Stewart pass at the Pittsburgh 26-yard line on the Steelers fourth play of the game in the Patriots 30-14 victory ... The Patriots offense took the cue and capitalized on the turnover by scoring the first touchdown in Gillette Stadium history four plays later. **N.Y. Jets (9/15):** Started at outside linebacker as part of a defense that allowed only 32 rushing yards and only three catches by Jets wide receivers, as the Patriots beat the Jets, 44-7 ... Finished second on the team with four tackles (3 solos). **Kansas City (9/22):** Sacked Trent Green for a loss of nine yards on third-and-two in the second quarter. **San Diego (9/29):** Scored his first career touchdown when he was on the receiving end of a pass from Tom Brady in the second quarter ... Reported as an eligible receiver and lined up as a tight end on the scoring play ... Became the first Patriots defensive player to catch a touchdown pass since linebacker John Tanner caught a two-yard toss from Jim Plunkett at Baltimore (11/24/74). **Miami (10/6):** Sacked Jay Fiedler for a loss of eight yards and totaled four tackles (3 solos). **Buffalo (11/3):** Sacked Buffalo's Drew Bledsoe for a loss of six yards. **Chicago (11/10):** Sacked the Bears' Jim Miller for a loss of three yards on Chicago's final possession, sealing New England's 33-30, come-from-behind win. **Oakland (11/17):** Tied for third on the team with eight tackles and tied a career high with six solo tackles. **Minnesota (11/24):** Made five tackles and recovered a fumble in the Patriots 24-17 victory over the Vikings ... Pounced on the loose football after Roman Phifer stripped Michael Bennett. **Tennessee (12/16):** Finished third on the team with eight tackles (5 solos) and shared a sack with Jarvis Green. **Miami (12/29):** Tied for second on the team with seven tackles (4 solos) in the Patriots come-from-behind, 27-24 overtime win over the Dolphins in the season finale ... Stopped Ricky Williams for a loss of a yard on the Dolphins first play from scrimmage.

2001 (16/12, 3/3): Started 12 of 16 regular season games and all three postseason games at linebacker ... Snared a career high two interceptions ... Set career highs, which were later eclipsed in 2002, in total tackles (60), solo tackles (37), assisted tackles (23) and sacks (3.0). **Miami (10/7):** Recorded his first career interception when he snatched a Jay Fiedler pass on the

Dolphins first offensive play of the game ... The Patriots scored two plays later on an Antowain Smith 9-yard run. **Indianapolis (10/21)**: Collected six tackles (4 solos), including a sack of Peyton Manning for a 6-yard loss on third and goal forcing a field goal attempt which was blocked. **Atlanta (11/4)**: Accumulated a career-high 1.5 sacks as the Patriots recorded a season-high nine sacks against the Falcons ... Teamed with Bobby Hamilton to sack Chris Chandler for a 7-yard loss and dropped Michael Vick for no gain. **Buffalo (11/11)**: Recovered a Bills onside kick attempt late in the fourth quarter with the Patriots leading 14-11. **N.Y. Jets (12/2)**: Recorded his second interception of the season and of his career when he snagged a Vinny Testaverde pass that had been tipped at the line of scrimmage on the Jets second play from scrimmage in the third quarter ... The turnover triggered a momentum change which saw the Patriots outscore the Jets 17-3 in the second half and defeat the Jets 17-16. **Cleveland (12/9)**: Set a new single-game career-high with nine tackles (5 solos) as the Patriots defense held the Browns to just 50 yards rushing on 19 carries (2.6 avg.) ... Joined with Lawyer Milloy to sack Tim Couch for a 9-yard loss. **Buffalo (12/16)**: Tied for a game-high with eight tackles, including a career-high six solo tackles ... Tackled running back Shawn Bryson for a 5-yard loss. **Miami (12/22)**: Collected five tackles and was part of the defensive front that held the Dolphins to just 58 yards rushing on 22 carries (3.1 avg.) in the Patriots 20-13 victory. **Oakland (1/19)**: Made his first career postseason start in action at linebacker and recorded three tackles as the Patriots held the Raiders to just 77 yards rushing on 30 carries (2.6 avg.). **Pittsburgh (1/27)**: Tallied four tackles (3 solos) as the Patriots limited the Steelers to just 58 yards rushing on 22 carries (2.6 avg.). **St. Louis (2/3)**: Applied pressure to Rams quarterback Kurt Warner forcing an errant pass that was intercepted by Ty Law and returned 47 yards for a touchdown, giving the Patriots an early 7-0 lead in Super Bowl XXXVI.

2000 (15/0 - Pittsburgh): Played in 15 games with the Steelers and established a career-high with 12 special teams tackles ... Played defensive end in Pittsburgh's nickel and dime packages and recorded six tackles, including one sack. **Baltimore (9/3)**: Played both outside linebacker and defensive end and was credited with the team's only sack. **Tennessee (9/24)**: Recorded two special teams tackles. **Jacksonville (10/1)**: Contributed one tackle, a quarterback pressure and one special teams stop in the Steelers' 24-13 win, their first of the season. **N.Y. Jets (10/8)**: Achieved a career-high three special teams tackles and added two assisted defensive tackles. **Cincinnati (11/26)**: Recovered a fumble on a kickoff that led to a Steelers touchdown in a 48-28 victory ... Part of Steelers special teams unit which held the Bengals to zero punt return yards on three attempts and only 96 yards on eight kickoff returns (12.0 avg.).

1999 (10/0 - Pittsburgh): Played in 10 games and amassed 12 tackles (9 solos), including two sacks ... Missed the first six games because of a fractured arm. **Atlanta (10/25)**: Returned to active duty for the first time in the regular season on Monday Night Football ... Recorded a sack for a defense that limited the Falcons to 236 yards, including only 49 yards rushing on 25 attempts (2.0 avg.). **San Francisco (11/7)**: Compiled three tackles (2 solos) and added two quarterback hurries and one special teams tackle in 27-6 victory. **Cleveland (11/14)**: Recorded his second sack of the season and contributed one special teams tackle. **Tennessee (11/21)**: Finished with one tackle. **Cincinnati (11/28)**: Credited with one special teams tackle. **Jacksonville (12/2)**: Recorded one tackle and forced a fumble. **Caro-**

lina (12/26): Accumulated one tackle, a quarterback pressure and added two special teams tackles in 30-20 win over the Panthers.

1998 (11/0 - Pittsburgh): Recorded 12 tackles (9 solos), including a career-high 2.5 sacks, while playing in 11 games ... Added six special teams tackles ... Debuted at linebacker in the season-opener at Baltimore (9/6) and registered two tackles in a 20-13 victory ... Credited with half a sack in 17-12 victory over Chicago (9/13) ... Played mostly in the dime defense package at Miami (9/20) and recorded two tackles and one special-teams tackle ... Recorded one tackle and three quarterback hurries vs. Seattle (9/27) ... Defense held the Seahawks to only 230 total yards (61 rushing, 169 passing) and improved their record to 3-1 ... Registered his first unassisted sack of the season for 10 yards at Cincinnati (10/11) ... Disrupted the Ravens backfield, recording one sack and two quarterback pressures in 16-6 victory over Baltimore (10/18) ... Listed among the Steelers inactives for four straight weeks due to an ankle injury ... Activated at Detroit (11/26) but did not record any statistics ... Returned to the field vs. New England (12/6) and recorded one solo special-teams tackle ... Registered two solo stops at Tampa Bay (12/13), including a jarring hit on Buccaneers receiver Reidel Anthony that forced Anthony to temporarily leave the game ... Contributed one tackle and a quarterback pressure against Cincinnati (12/20).

1997 (15/0 - Pittsburgh): Spent his rookie season as a situational pass-rusher and recorded 17 tackles (14 solos), including 1.5 sacks ... Also credited with two forced fumbles, a fumble recovery and one pass defended ... He was one of eight rookies to make the final 53-man roster ... Forced a fumble that led to a go-ahead touchdown in the fourth quarter and recorded his first career sack in a 42-34 victory at Baltimore (10/5) ... Credited with 4 tackles and recovered a fumble against Baltimore (11/9) ... Part of defense that held the Ravens to 170 total yards (58 rushing, 112 passing) in 37-0 Steelers victory ... Joined in as the Steelers tied a team record of 10 sacks, with a shared sack in the Steelers' 26-20 overtime victory at Arizona (11/30) ... Recorded one of the biggest plays for Pittsburgh during the 1997 playoffs, when he sacked Patriots quarterback Drew Bledsoe and forced him to fumble with less than two minutes remaining in the game ... The Steelers were able to hold on for a 7-6 victory in an AFC Divisional game against New England (1/3).

COLLEGE

Vrabel set Ohio State career records with 36 quarterback sacks and 66 tackles for losses ... Earned first-team All-America honors from Walter Camp and American Football Coaches Association as a senior ... Also was named first-team All-Big Ten Conference and the Big Ten Defensive Player of the Year for second-straight season ... Recorded 48 tackles (31 solos) and tied for team lead with nine sacks during senior campaign ... Voted unanimously first-team All-Big Ten Conference selection and Big Ten Defensive Lineman of the Year as a junior ... Started every game at strong side defensive end and led the conference with a Buckeye season-record 26 stops for losses of 133 yards ... Tied conference single-season record and broke his own school record with 13 sacks ... Earned All-Big Ten Conference and Academic All-Big Ten first-team honors during sophomore season ... Started every game at strong side defensive end ... Set school single season record with 12 sacks ... Served as a reserve defensive end but appeared in every game as a freshman.



TY WARREN

DEFENSIVE LINE



SUPER BOWLS: 03 04

6-5 ★ 300 lbs ★ Born 2/6/81 ★ Years NFL/Patriots: 3/3
GP/GS (Playoffs): 32/20 (6/2) ★ Acq: D1-03 ★ Texas A&M ★ Bryan, Texas

CAREER TRANSACTIONS

Ty Warren was drafted by the New England Patriots in the first round (13th overall) in the 2003 NFL Draft ... Signed by the Patriots (07/21/04).

CAREER HIGHLIGHTS

Career GP/GS: 32/20 (6/2)

★ Warren started all 16 regular season games for the first time in his career in 2004. He registered career-highs with 64 tackles (46 solo) and 3.5 sacks, ranking second among Patriots defensive linemen (trailing only All-Pro Richard Seymour).

★ Warren led all Patriots defensive linemen with 11 tackles (8 solo) in the 2004 playoffs.

★ Warren tallied the first two sack performance of his career in the Patriots' 27-19 Monday Night victory over Kansas City (11/22/04).

★ Warren notched a career-high 10 tackles in the Patriots' season-opening victory over Indianapolis (09/09/04).

★ Warren collected his first career sack when he dropped Jay Fiedler for a 1-yard loss in the first quarter of the Patriots' 19-13 overtime victory at Miami (10/19/03).

SEASONAL REVIEWS

2004 (16/16, 3/2): Started all 16 regular season games at defensive end ... Registered 64 tackles (46 solo) including 3.5 sacks, with his tackle total ranking second among Patriots defensive linemen, trailing only three-time Pro Bowler Richard Seymour ... Led all Patriots defensive linemen in the playoffs with 11 tackles (8 solo). **Indianapolis (9/9):** Finished second on the team with 10 tackles (6 solo) and a forced fumble ... Halted a Colts drive in the third quarter by forcing Edgerrin James to fumble at the 18-yard line, allowing the Patriots to recover the ball and turn the opportunity into a touchdown. **Buffalo (10/3):** Notched four solo tackles ... Teamed with Roosevelt Colvin to stuff Travis Henry for a 1-yard loss. **Seattle (10/17):** Registered two solo tackles, including a shared sack ... Teamed with Willie McGinest to drop Matt Hasselbeck for a 5-yard sack on the opening play of the game. **Pittsburgh (10/31):**

EXTRA POINTS

● Ty and his wife, Keisha, along with several of his Patriots teammates, participated in an Easter eggstravaganza at the Blue Hill Boys & Girls Club this offseason. Among the prizes found in the egg hunt was an invitation to a dinner with the Warren family. Ty and Keisha were members of the Boys & Girls Club growing up and have maintained strong ties to the organization.

● Ty participated in the 2003 Morgan Memorial Goodwill Adopt-a-Family program, which provided Thanksgiving dinners for over 100 needy families.

● Ty was part of a Patriots contingent that brought the Lombardi Trophy to Providence to celebrate the Patriots' Super Bowl XXXVIII championship with their Rhode Island fans at WaterFire in the spring of 2004.

Notched five tackles (3 solo) ... Stonewalled Jerome Bettis in the backfield for a 3-yard loss. **St. Louis (11/7):** Collected two solo tackles, including a sack ... Dropped Marc Bulger for a 5-yard sack. **Buffalo (11/14):** Finished second on the team with six tackles (4 solo) ... Combined with Mike Vrabel to stonewall Willis McGahee for a 3-yard loss. **Kansas City (11/22):** Collected seven solo tackles, including two sacks and a pass defended ... Sacked Trent Green for a 9-yard loss ... Batted down a Green pass at the line of scrimmage ... Tallied his second sack of the evening when he dropped Green for a 6-yard loss, while also causing the signal caller to fumble on the play. **Cleveland (12/5):** Finished second on the team with seven tackles (4 solo) ... Stonewalled William Green for a 3-yard loss. **Cincinnati (12/12):** Registered six tackles (5 solo). **Pittsburgh (1/23):** Tallied eight tackles (6 solo) in the Patriots' 41-27 AFC Championship victory over the Steelers. **Philadelphia (2/6):** Saw action in the Patriots' 24-21 victory over the Eagles in Super Bowl XXXIX ... Registered a solo tackle in the victory.

2003 (16/4, 3/0): Played in all 16 games with four starts on the defensive line ... Was the first Patriots top pick to play in all 16 games as a rookie since Damien Woody in 1999 ... Made his NFL debut at Buffalo (09/07) ... Made his first career start in the Patriots' 38-30 victory over Tennessee (10/05) ... Registered his first career sack in the Patriots' 19-13 overtime victory at Miami (10/19). **Buffalo (9/7):** Recorded one tackle in his first professional game against the Bills. **Tennessee (10/5):** Started his first career game at defensive tackle in the Patriots' 38-30 victory over the Titans ... Collected six tackles (1 solo) ... Combined with Matt Chatham to stuff Eddie George for a 2-yard loss in the first quarter ... Teamed up with Jarvis Green to stop George for a 1-yard gain on second-and-10 in the first quarter. **N.Y. Giants (10/12):** Started at defensive tackle and notched five tackles (3 solo) in the Patriots' 17-6 victory over the Giants. **Miami (10/19):** Recorded five tackles (4 solo) and a sack in the Patriots' thrilling 19-13 overtime victory over

the Dolphins ... Registered his first career sack when he dropped Jay Fiedler for a 1-yard loss in the first

quarter ... Stopped Ricky Williams for a 2-yard loss on a run up the middle in overtime. **Cleveland (10/26):** Collected four solo tackles in the Patriots' 9-3 win over the Browns. **Indianapolis (11/30):** Notched three tackles from the defensive front in the Patriots' dramatic 38-34 victory over the Colts. **Buffalo (12/27):** Saw significant action on the defensive front in the second half and collected two solo tackles ... Teamed with Je'Rod Cherry to stop Sammy Morris for no gain on a rush off left guard in the fourth quarter. **Indianapolis (1/18):** Played on the defensive front and collected a tackle in the Patriots' 24-14 AFC Championship victory over the Colts. **Carolina (2/1):** Saw action on the defensive front in the Patriots' thrilling 32-29 Super Bowl XXXVIII victory over the Panthers ... Batted down a pass at the line of scrimmage intended for DeShaun Foster.

COLLEGE

Warren was a mainstay on the Texas A&M defensive line for four seasons ... The versatile athlete played at defensive end, defensive tackle and nose guard during his career ... Totaled 144 tackles (78 solos) with 13.5 sacks for losses of 72 yards, 40 stops for losses of 124 yards, 20 quarterback pressures, a forced fumble and a pair of blocked kicks while playing in 36 games, including 25 starts. 2002 (Senior): All-Big Twelve Conference second-team selection by The *NFL Draft Report* ... Started 10 games at left defensive end, recording 52 tackles (29 solos) with 4.5 sacks for losses of 21 yards and 12 stops for losses of 35 yards ... Credited with six

quarterback pressures and caused a fumble ... Blocked a pair of kicks. 2001 (Junior): All-Big Twelve Conference first-team selection ... Played in 10 games, starting seven contests at nose guard ... Recorded 41 tackles (19 solos) with four sacks for minus 24 yards and 12 stops for losses of 37 yards ... Registered eight quarterback pressures and a pass deflection. 2000 (Sophomore): Played in every game, starting the final eight contests at left defensive end ... Finished with 38 tackles (23 solos), including five sacks for 27 yards ... Led the team with 15 stops for losses of 52 yards ... Credited with six quarterback pressures. 1999 (Freshman): Appeared in five games, recording 13 tackles (7 solos).

PERSONAL

Ty'ron Markeith Warren was born the son of Annette Warren and Larry Dickey on Feb. 6, 1981 in Bryan, Texas ... Attended Bryan (Tex.) High and posted 248 tackles, 22 quarterback sacks, 69 tackles for loss of yardage and 90 quarterback pressures during his three-year varsity career ... Earned first-team All-State honors after totaling 109 tackles, nine sacks, 38 quarterback pressures and 28 tackles for losses as a senior ... Three-year letterman in track ... Uncle, Curtis Dickey, was an All-American tailback at Texas A&M (1976-79), where he ranks second on the career rushing list and was selected in the first round of the 1980 NFL draft by the Baltimore Colts ... Ty and his wife Keisha have two children ... Majored in agricultural development at Texas A&M.

TY WARREN

Pos: DL Ht: 6-5 Wt: 300 Year: 3rd Acq: D1-03 (13th) College: Texas A&M Born: 2/6/81

Regular Season		Tackles					Int.		Misc.			Postseason				
Year	Team	P/S	TT	UT	A	S/Yds	No	Yds	PD	FF	FR	P/S	TT	UT	A	S/Yds PD
2003	Patriots	16/4	33	18	15	1.0/1.0	0	0	2	0	0	3/0	1	0	1	0/0 1
2004	Patriots	16/16	64	46	18	3.5/22.5	0	0	1	2	0	3/2	11	8	3	0/0 0
Totals-2 years		32/20	97	64	33	4.5/23.5	0	0	3	2	0	6/2	12	8	4	0/0 1

WARREN'S CAREER GAME BY GAME

2003	Opponent	P/S	TT	UT	A	S	Yds	Int	Yds	PD	FF	FR	Pt W/L	Score	2004	Opponent	P/S	TT	UT	A	S	Yds	Int	Yds	PD	FF	FR	Pt W/L	Score																																																																																																																																																																																																																																																																																																																																																																																																																																																																																																																																																																																																																																																																																																																																																																																																																																																																																																																																																																																																																																																																																																																																																																																																																																																																																																																																																																																																																																																																																																																																																																																																																																																																																																																																																																																																																																																																																																																																																																																																																																																																																																																																																																																																																																																																																																																																																																																																																																																																																																																																																																																																																																																																																																																																																																																																																																																																																																																																																																																																																																																																																																																																																																																																																																																																																																																																																																																																																																																																																																																																																																																																																																																																																																																																																																																																																																																																																																																																																																																																																																																																																																																																																																																																																																																																																																																																																																																																																																																																		
09/07	at Buffalo	p	1	1	0	-	-	-	-	-	-	-	L	0-31	09/09	Indianapolis	S	10	6	4	-	-	-	-	-	-	-	W	27-24																																																																																																																																																																																																																																																																																																																																																																																																																																																																																																																																																																																																																																																																																																																																																																																																																																																																																																																																																																																																																																																																																																																																																																																																																																																																																																																																																																																																																																																																																																																																																																																																																																																																																																																																																																																																																																																																																																																																																																																																																																																																																																																																																																																																																																																																																																																																																																																																																																																																																																																																																																																																																																																																																																																																																																																																																																																																																																																																																																																																																																																																																																																																																																																																																																																																																																																																																																																																																																																																																																																																																																																																																																																																																																																																																																																																																																																																																																																																																																																																																																																																																																																																																																																																																																																																																																																																																																																																																																																																		
09/14	at Philadelphia	p	1	1	0	-	-	-	-	-	-	-	-	W	31-10	09/19	at Arizona	S	2	2	0	-	-	-	-	-	-	-	W	23-12																																																																																																																																																																																																																																																																																																																																																																																																																																																																																																																																																																																																																																																																																																																																																																																																																																																																																																																																																																																																																																																																																																																																																																																																																																																																																																																																																																																																																																																																																																																																																																																																																																																																																																																																																																																																																																																																																																																																																																																																																																																																																																																																																																																																																																																																																																																																																																																																																																																																																																																																																																																																																																																																																																																																																																																																																																																																																																																																																																																																																																																																																																																																																																																																																																																																																																																																																																																																																																																																																																																																																																																																																																																																																																																																																																																																																																																																																																																																																																																																																																																																																																																																																																																																																																																																																																																																																																																																																																																																	
09/21	N.Y. Jets	p	0	0	0	-	-	-	-	-	-	-	W	23-16	10/03	at Buffalo	S	4	4	0	-	-	-	-	-	-	-	W	31-17																																																																																																																																																																																																																																																																																																																																																																																																																																																																																																																																																																																																																																																																																																																																																																																																																																																																																																																																																																																																																																																																																																																																																																																																																																																																																																																																																																																																																																																																																																																																																																																																																																																																																																																																																																																																																																																																																																																																																																																																																																																																																																																																																																																																																																																																																																																																																																																																																																																																																																																																																																																																																																																																																																																																																																																																																																																																																																																																																																																																																																																																																																																																																																																																																																																																																																																																																																																																																																																																																																																																																																																																																																																																																																																																																																																																																																																																																																																																																																																																																																																																																																																																																																																																																																																																																																																																																																																																																																																																		
09/28	at Washington	p	1	0	1	-	-	-	1	-	-	-	L	17-20	10/10	Miami	S	5	2	3	-	-	-	-	-	-	-	W	24-10																																																																																																																																																																																																																																																																																																																																																																																																																																																																																																																																																																																																																																																																																																																																																																																																																																																																																																																																																																																																																																																																																																																																																																																																																																																																																																																																																																																																																																																																																																																																																																																																																																																																																																																																																																																																																																																																																																																																																																																																																																																																																																																																																																																																																																																																																																																																																																																																																																																																																																																																																																																																																																																																																																																																																																																																																																																																																																																																																																																																																																																																																																																																																																																																																																																																																																																																																																																																																																																																																																																																																																																																																																																																																																																																																																																																																																																																																																																																																																																																																																																																																																																																																																																																																																																																																																																																																																																																																																																																		
10/05	Tennessee	S	6	1	5	-	-	-	-	-	-	-	W	38-30	10/17	Seattle	S	2	2	0	0.5	2.5	-	-	-	-	-	W	30-20																																																																																																																																																																																																																																																																																																																																																																																																																																																																																																																																																																																																																																																																																																																																																																																																																																																																																																																																																																																																																																																																																																																																																																																																																																																																																																																																																																																																																																																																																																																																																																																																																																																																																																																																																																																																																																																																																																																																																																																																																																																																																																																																																																																																																																																																																																																																																																																																																																																																																																																																																																																																																																																																																																																																																																																																																																																																																																																																																																																																																																																																																																																																																																																																																																																																																																																																																																																																																																																																																																																																																																																																																																																																																																																																																																																																																																																																																																																																																																																																																																																																																																																																																																																																																																																																																																																																																																																																																																																																		
10/12	N.Y. Giants	S	5	3	2	-	-	-	-	-	-	-	W	17-6	10/24	N.Y. Jets	S	1	0	1	-	-	-	-	-	-	-	W	13-7																																																																																																																																																																																																																																																																																																																																																																																																																																																																																																																																																																																																																																																																																																																																																																																																																																																																																																																																																																																																																																																																																																																																																																																																																																																																																																																																																																																																																																																																																																																																																																																																																																																																																																																																																																																																																																																																																																																																																																																																																																																																																																																																																																																																																																																																																																																																																																																																																																																																																																																																																																																																																																																																																																																																																																																																																																																																																																																																																																																																																																																																																																																																																																																																																																																																																																																																																																																																																																																																																																																																																																																																																																																																																																																																																																																																																																																																																																																																																																																																																																																																																																																																																																																																																																																																																																																																																																																																																																																																		
10/19	at Miami	S	5	4	1	1.0	1.0	-	-	1	-	-	W	19-13	10/31	at Pittsburgh	S	5	3	2	-	-	-	-	-	-	-	L	20-34																																																																																																																																																																																																																																																																																																																																																																																																																																																																																																																																																																																																																																																																																																																																																																																																																																																																																																																																																																																																																																																																																																																																																																																																																																																																																																																																																																																																																																																																																																																																																																																																																																																																																																																																																																																																																																																																																																																																																																																																																																																																																																																																																																																																																																																																																																																																																																																																																																																																																																																																																																																																																																																																																																																																																																																																																																																																																																																																																																																																																																																																																																																																																																																																																																																																																																																																																																																																																																																																																																																																																																																																																																																																																																																																																																																																																																																																																																																																																																																																																																																																																																																																																																																																																																																																																																																																																																																																																																																																		
10/26	Cleveland	S	4	4	0	-	-	-	-	-	-	-	W	9-3	11/07	at St. Louis	S	2	2	0	1.0	5.0	-	-	-	-	-	W	40-22																																																																																																																																																																																																																																																																																																																																																																																																																																																																																																																																																																																																																																																																																																																																																																																																																																																																																																																																																																																																																																																																																																																																																																																																																																																																																																																																																																																																																																																																																																																																																																																																																																																																																																																																																																																																																																																																																																																																																																																																																																																																																																																																																																																																																																																																																																																																																																																																																																																																																																																																																																																																																																																																																																																																																																																																																																																																																																																																																																																																																																																																																																																																																																																																																																																																																																																																																																																																																																																																																																																																																																																																																																																																																																																																																																																																																																																																																																																																																																																																																																																																																																																																																																																																																																																																																																																																																																																																																																																																		
11/03	at Denver	p	1	0	1	-	-	-	-	-	-	-	W	30-26	11/14	Buffalo	S	6	4	2	-	-	-	-	-	-	-	W	29-6																																																																																																																																																																																																																																																																																																																																																																																																																																																																																																																																																																																																																																																																																																																																																																																																																																																																																																																																																																																																																																																																																																																																																																																																																																																																																																																																																																																																																																																																																																																																																																																																																																																																																																																																																																																																																																																																																																																																																																																																																																																																																																																																																																																																																																																																																																																																																																																																																																																																																																																																																																																																																																																																																																																																																																																																																																																																																																																																																																																																																																																																																																																																																																																																																																																																																																																																																																																																																																																																																																																																																																																																																																																																																																																																																																																																																																																																																																																																																																																																																																																																																																																																																																																																																																																																																																																																																																																																																																																																		
11/16	Dallas	p	2	1	1	-	-	-	-	-	-	-	W	12-0	11/22	at Kansas City	S	7	7	0	2.0	15.0	-	-	1	-	-	W	27-19																																																																																																																																																																																																																																																																																																																																																																																																																																																																																																																																																																																																																																																																																																																																																																																																																																																																																																																																																																																																																																																																																																																																																																																																																																																																																																																																																																																																																																																																																																																																																																																																																																																																																																																																																																																																																																																																																																																																																																																																																																																																																																																																																																																																																																																																																																																																																																																																																																																																																																																																																																																																																																																																																																																																																																																																																																																																																																																																																																																																																																																																																																																																																																																																																																																																																																																																																																																																																																																																																																																																																																																																																																																																																																																																																																																																																																																																																																																																																																																																																																																																																																																																																																																																																																																																																																																																																																																																																																																																		
11/23	at Houston	p	0	0	0	-	-	-	-	-	-	-	W	23-20	11/28	Baltimore	S	1	1	0	-	-	-	-	-	-	-	W	24-3																																																																																																																																																																																																																																																																																																																																																																																																																																																																																																																																																																																																																																																																																																																																																																																																																																																																																																																																																																																																																																																																																																																																																																																																																																																																																																																																																																																																																																																																																																																																																																																																																																																																																																																																																																																																																																																																																																																																																																																																																																																																																																																																																																																																																																																																																																																																																																																																																																																																																																																																																																																																																																																																																																																																																																																																																																																																																																																																																																																																																																																																																																																																																																																																																																																																																																																																																																																																																																																																																																																																																																																																																																																																																																																																																																																																																																																																																																																																																																																																																																																																																																																																																																																																																																																																																																																																																																																																																																																																		
11/30	at Indianapolis	p	3	0	3	-	-	-	-	-	-	-	W	38-34	12/05	at Cleveland	S	7	4	3	-	-	-	-	-	-	-	W	42-15																																																																																																																																																																																																																																																																																																																																																																																																																																																																																																																																																																																																																																																																																																																																																																																																																																																																																																																																																																																																																																																																																																																																																																																																																																																																																																																																																																																																																																																																																																																																																																																																																																																																																																																																																																																																																																																																																																																																																																																																																																																																																																																																																																																																																																																																																																																																																																																																																																																																																																																																																																																																																																																																																																																																																																																																																																																																																																																																																																																																																																																																																																																																																																																																																																																																																																																																																																																																																																																																																																																																																																																																																																																																																																																																																																																																																																																																																																																																																																																																																																																																																																																																																																																																																																																																																																																																																																																																																																																																		
12/07	Miami	p	1	1	0	-	-	-	-	-	-	-	W	12-0	12/12	Cincinnati	S	6	5	1	-	-	-	-	-	-	-	W	35-28																																																																																																																																																																																																																																																																																																																																																																																																																																																																																																																																																																																																																																																																																																																																																																																																																																																																																																																																																																																																																																																																																																																																																																																																																																																																																																																																																																																																																																																																																																																																																																																																																																																																																																																																																																																																																																																																																																																																																																																																																																																																																																																																																																																																																																																																																																																																																																																																																																																																																																																																																																																																																																																																																																																																																																																																																																																																																																																																																																																																																																																																																																																																																																																																																																																																																																																																																																																																																																																																																																																																																																																																																																																																																																																																																																																																																																																																																																																																																																																																																																																																																																																																																																																																																																																																																																																																																																																																																																																																		
12/14	Jacksonville	p	0	0	0	-	-	-	-	-	-	-	W	27-13	12/20	at Miami	S	0	0	0	-	-	-	-	-	-	-	L	28-29																																																																																																																																																																																																																																																																																																																																																																																																																																																																																																																																																																																																																																																																																																																																																																																																																																																																																																																																																																																																																																																																																																																																																																																																																																																																																																																																																																																																																																																																																																																																																																																																																																																																																																																																																																																																																																																																																																																																																																																																																																																																																																																																																																																																																																																																																																																																																																																																																																																																																																																																																																																																																																																																																																																																																																																																																																																																																																																																																																																																																																																																																																																																																																																																																																																																																																																																																																																																																																																																																																																																																																																																																																																																																																																																																																																																																																																																																																																																																																																																																																																																																																																																																																																																																																																																																																																																																																																																																																																																		
12/20	at N.Y. Jets	p	1	1	0	-	-	-	-	-	-	-	W	21-16	12/26	at N.Y. Jets	S	2	1	1	-	-	-	-	-	-	-	W	23-7																																																																																																																																																																																																																																																																																																																																																																																																																																																																																																																																																																																																																																																																																																																																																																																																																																																																																																																																																																																																																																																																																																																																																																																																																																																																																																																																																																																																																																																																																																																																																																																																																																																																																																																																																																																																																																																																																																																																																																																																																																																																																																																																																																																																																																																																																																																																																																																																																																																																																																																																																																																																																																																																																																																																																																																																																																																																																																																																																																																																																																																																																																																																																																																																																																																																																																																																																																																																																																																																																																																																																																																																																																																																																																																																																																																																																																																																																																																																																																																																																																																																																																																																																																																																																																																																																																																																																																																																																																																																		
12/27	Buffalo	p	2	1	1	-	-	-	-	-	-	-	W	31-0	01/02	San Francisco	S	4	3	1	-	-	-	-	-	-	-	W	21-7																																																																																																																																																																																																																																																																																																																																																																																																																																																																																																																																																																																																																																																																																																																																																																																																																																																																																																																																																																																																																																																																																																																																																																																																																																																																																																																																																																																																																																																																																																																																																																																																																																																																																																																																																																																																																																																																																																																																																																																																																																																																																																																																																																																																																																																																																																																																																																																																																																																																																																																																																																																																																																																																																																																																																																																																																																																																																																																																																																																																																																																																																																																																																																																																																																																																																																																																																																																																																																																																																																																																																																																																																																																																																																																																																																																																																																																																																																																																																																																																																																																																																																																																																																																																																																																																																																																																																																																																																																																																		
2003 Totals															16/4															33															18															1.0															0															2															0															14-2																																																																																																																																																																																																																																																																																																																																																																																																																																																																																																																																																																																																																																																																																																																																																																																																																																																																																																																																																																																																																																																																																																																																																																																																																																																																																																																																																																																																																																																																																																																																																																																																																																																																																																																																																																																																																																																																																																																																																																																																																																																																																																																																																																																																																																																																																																																																																																																																																																																																																																																																																																																																																																																																																																																																																																																																																																																																																																																																																																																																																																																																																																																																																																																																																																																																																																																																																																																																																																																																																																																																																																																																																																																																																																																																																																																																																																																																																																																																																																																																																																																																																																																																																																																																																																																																																																																																																																							
01/10	Tennessee	p	0	0	0	-	-	-	-	-	-	-	-	W	17-14																																																																																																																																																																																																																																																																																																																																																																																																																																																																																																																																																																																																																																																																																																																																																																																																																																																																																																																																																																																																																																																																																																																																																																																																																																																																																																																																																																																																																																																																																																																																																																																																																																																																																																																																																																																																																																																																																																																																																																																																																																																																																																																																																																																																																																																																																																																																																																																																																																																																																																																																																																																																																																																																																																																																																																																																																																																																																																																																																																																																																																																																																																																																																																																																																																																																																																																																																																																																																																																																																																																																																																																																																																																																																																																																																																																																																																																																																																																																																																																																																																																																																																																																																																																																																																																																																																																																																																																																																																																																																
01/18	Indianapolis	p	1	0	1	-	-	-	-	-	-	-	W	24-14																																																																																																																																																																																																																																																																																																																																																																																																																																																																																																																																																																																																																																																																																																																																																																																																																																																																																																																																																																																																																																																																																																																																																																																																																																																																																																																																																																																																																																																																																																																																																																																																																																																																																																																																																																																																																																																																																																																																																																																																																																																																																																																																																																																																																																																																																																																																																																																																																																																																																																																																																																																																																																																																																																																																																																																																																																																																																																																																																																																																																																																																																																																																																																																																																																																																																																																																																																																																																																																																																																																																																																																																																																																																																																																																																																																																																																																																																																																																																																																																																																																																																																																																																																																																																																																																																																																																																																																																																																																																																	
02/01	at Carolina	p	0	0	0	-	-	-	-	1	-	-	W	32-39																																																																																																																																																																																																																																																																																																																																																																																																																																																																																																																																																																																																																																																																																																																																																																																																																																																																																																																																																																																																																																																																																																																																																																																																																																																																																																																																																																																																																																																																																																																																																																																																																																																																																																																																																																																																																																																																																																																																																																																																																																																																																																																																																																																																																																																																																																																																																																																																																																																																																																																																																																																																																																																																																																																																																																																																																																																																																																																																																																																																																																																																																																																																																																																																																																																																																																																																																																																																																																																																																																																																																																																																																																																																																																																																																																																																																																																																																																																																																																																																																																																																																																																																																																																																																																																																																																																																																																																																																																																																																	
Postseason Totals															3/0															1															0															0.0															0															1															0															0															3-0																																																																																																																																																																																																																																																																																																																																																																																																																																																																																																																																																																																																																																																																																																																																																																																																																																																																																																																																																																																																																																																																																																																																																																																																																																																																																																																																																																																																																																																																																																																																																																																																																																																																																																																																																																																																																																																																																																																																																																																																																																																																																																																																																																																																																																																																																																																																																																																																																																																																																																																																																																																																																																																																																																																																																																																																																																																																																																																																																																																																																																																																																																																																																																																																																																																																																																																																																																																																																																																																																																																																																																																																																																																																																																																																																																																																																																																																																																																																																																																																																																																																																																																																																																																																																																																																																																																																																								



BENJAMIN WATSON

TIGHT END



SUPER BOWLS: 04

6-3 ★ 253 lbs ★ Born 12/18/80 ★ Years NFL/Patriots: 2/2
GP/GS (Playoffs): 1/1 (0/0) ★ Acq: D1b-04 (32nd) ★ Georgia ★ Rock Hill, S.C.

CAREER TRANSACTIONS

Benjamin Watson was drafted by the New England Patriots in the first round (32nd overall) of the 2004 NFL Draft ... Signed by the Patriots (08/16/04) ... Placed on injured reserve (09/29/04).

SEASONAL REVIEWS

2004 (1/1): Made his first NFL start and grabbed his first career reception (9/9). Placed on injured reserve (9/29). **Indianapolis (9/9):** Started at tight end and snared two receptions for 16 yards in the Patriots' 27-24 victory over the Colts ... Registered his first career reception on a 2-yard pass from Tom Brady in the first quarter ... On the next play from scrimmage, got the Patriots first down yardage by hauling in a 14-yard catch on third-and-eight.

COLLEGE

For his collegiate career, he totaled 945 yards and seven scores on 73 receptions (12.9 avg) ... Began his career at Duke University, catching eight passes for 93 yards (11.6 avg) and a touchdown in 1999 ... In 37 games (26 starts) for Georgia from 2001-03, he made 65 catches for 852 yards (13.6 avg) and six touchdowns. **2003 (Senior):** A preseason All-American and All-Southeastern Conference selection, passed on an opportunity to enter 2003 NFL Draft (applied, but later elected to remain a Bulldog for his senior season) ... Caught 23 passes for 324 yards (14.1 avg) and two touchdowns ... Served as offensive team captain and was chosen All-Southeastern Conference second-team by the Associated Press. **2002 (Junior):** Second-team All-Southeastern Conference selection by *The NFL Draft Report*

EXTRA POINTS

Benjamin's most memorable volunteer work was as a mentor for youth at a church in Athens, Ga., where he spent one day each week for two years serving as a role model.

... Named the team's best all-around offensive player ... Recipient of the Peter and Kay Amann Endowed Football Scholarship ... Started 13 games, finishing third on the team with 31 catches for 341 yards (11.0 avg) and three touchdowns. **2001 (Sophomore):** Recipient of the Peter and Kay Amann Endowed Football Scholarship ... Played in every game, starting vs. Tennessee, Arkansas State and Auburn ... Caught 11 passes for 187 yards (17.0 avg) and a touchdown ... In his first game for Georgia, he caught four passes for 54 yards against Arkansas State. **2000 (Transfer):** Did not play under NCAA transfer rules. **1999 (Freshman):** Played in 11 games at Duke University, catching eight passes for 93 yards (11.6 avg) and a touchdown.

PERSONAL

Benjamin Seth Watson was born on Dec. 18, 1980 in Norfolk, Va. ... Volunteer for the Habitat for Humanity, Mentoring for Athens/Clarke County Leisure Services, Reading Programs at local elementary schools, Fellowship of Christian Athletes Spokesperson, Boys and Girls Club of Athens, Americas Second Harvest Food Bank and Volunteer Salvation Army Toys-for-Tots programs ... Lists photography as a hobby ... Attended Northwestern (Rock Hill, S.C.) High ... Had 31 receptions for 515 yards and five touchdowns as a senior ... Named all-area and all-region during both his junior and senior campaigns ... All-state pick as a senior ... Elected to play in Shrine Bowl senior year ... Helped lead the team to the state championship his junior year ... Member of National Honor Society and Fellowship of Christian Athletes ... Named student of the year as a senior ... Majored in finance at Georgia.

BENJAMIN WATSON

Pos: TE Ht: 6-3 Wt: 253 Year: 2nd Acq: D1b-04 (32nd) College: Georgia Born: 12/18/80

Regular Season			Receiving					Miscellaneous		
Year	Team	G/S	No	Yds	Avg	Lg	TD	SpT	Fum	Own Rec
2004	Patriots	1/1	2	16	16.0	14	0	0	0	0



JED WEAVER

TIGHT END

85

SUPER BOWLS: 04

6-4 ★ 258 lbs ★ Born 8/11/76 ★ Exp. (NFL/Patriots): 7/2
GP/GS (Playoffs): 90/37 (3/1) ★ Acq: FA (DEN)-04 ★ Oregon ★ Redmond, Ore.

CAREER TRANSACTIONS

Jed Weaver was signed by the Patriots as a veteran free agent on September 29, 2004 ... Originally drafted by the Philadelphia Eagles in the seventh round (208th overall) of the 1999 NFL Draft ... Waived by the Eagles (08/22/00) and claimed by the Miami Dolphins (08/23/00) ... Signed by the San Francisco 49ers as an unrestricted free agent (03/14/03) ... Signed by the Denver Broncos as an unrestricted free agent (03/19/04) ... Released by the Broncos (09/05/04).

CAREER HIGHLIGHTS

Career GP/GS: 90/37 (3/1)

★ In his first five seasons in the NFL, Weaver did not make a game, playing in all 80 contests.

★ Weaver had the best season of his career in 2003, catching a career-high 35 passes and gaining a career-high 437 yards.

★ Weaver caught a career-high three touchdown passes in 2002, despite totaling just six catches on the season.

★ Two of Weaver's best games have come against the Patriots. He caught his first career touchdown against New England as a member of the Miami Dolphins on Oct. 7, 2001. He also made a career-high five receptions against the Patriots at Foxboro Stadium on Dec. 24, 2000.

★ As a rookie in 2000, Weaver was named to *Pro Football Weekly's* all-rookie team after starting 10 of 16 games for the Philadelphia Eagles.

SEASONAL REVIEWS

2004 (10/1, 0/0): Played in 10 games with one start at tight end after signing as a veteran free agent (9/29) ... Served as the team's third tight end for much of the season ... Caught eight passes for 93 yards ... Grabbed his first reception in a Patriots uniform with a 10-yard catch against Buffalo (11/14/04) ... Led the team in receiving yards in the regular season finale (1/2/05) ... Was inactive for all three playoff contests. **N.Y. Jets (10/24):** In his Patriots debut, saw limited action at tight end in the fourth quarter. **Buffalo (11/14):** Earned his first start in a Patriots uniform as New England began the game in a three tight end set ... Hauled in his first reception of the season on a 10-yard catch along the right sideline in the first quarter. **Baltimore (11/28):** Saw action in three tight end formations. **Cleveland (12/5):** Caught one pass for seven yards. **Cincinnati (12/12):** Saw extensive action at tight end and caught two passes for 14 yards. **San Francisco (1/2):** Led the team with 62 receiving yards on four receptions in the Patriots' 21-7 victory over his former club ... Grabbed a 17-yard reception on third-and-three in the second quarter ... Snared a 25-yard

reception over the middle in the third quarter.

2003 (16/15 – San Francisco): In his only season with San Francisco, had a breakout year, starting 15 of 16 games and racking up 35 catches for 437 yards and a touchdown. **St. Louis (9/14):** Caught three passes for 35 yards, including long of 18. **Cleveland (9/21):** Talled two receptions for 24 yards. **Seattle (10/12):** Recorded two catches for 16 yards and was also credited with one solo special teams tackle. **St. Louis (11/2):** Had two receptions for 16 yards. **Pittsburgh (11/17):** Came back two weeks later with four receptions for 28 yards. **Baltimore (11/30):** Talled four receptions for 27 yards. **Arizona (12/7):** Caught four passes for a career-high 76 yards (19.0 avg.), including long of 26. **Cincinnati (12/14):** Had two receptions for 27 yards. **Philadelphia (12/21):** Led the team with 61 receiving yards on three receptions (20.3 avg.), including long of 30. **Seattle (12/27):** Recorded four receptions for 58 yards (14.5 avg.), including a long of 22, and his lone touchdown of the year.

2002 (16/4 – Miami): Saw action in all 16 games for Miami (four starts), and ended the season with six catches for 75 yards and three touchdowns ... All six of his receptions went for first downs. **Baltimore (11/17):** Posted a season-long 25-yard reception. **Buffalo (12/1):** Caught two passes for a team-high 18 yards, including a 1-yard touchdown reception. **Chicago (12/9):** Grabbed a 5-yard touchdown pass. **Minnesota (12/21):** Caught his second touchdown of the season, a 3-yarder.

2001 (16/7 – Miami): Appeared in 16 games (seven starts) with Miami and caught 18 passes for 215 yards and two touchdowns, which led the team's tight ends. **New England (10/7):** Posted his first career regular-season touchdown when he hauled in a 14-yard pass. **Buffalo (11/25):** Had two catches for 25 yards and a touchdown. **New England (12/22):** Grabbed three catches for 53 yards. **Atlanta (12/30):** Recorded two catches for 36 yards, including season-long 27-yard reception.

2000 (16/0 – Miami): After being waived by Philadelphia following training camp (8/22), Weaver was claimed off waivers one day later by Miami ... Played in all 16 regular-season games in reserve role, and finished with 10 receptions for 179 yards. **Baltimore (9/17):** Hauled in a career-long 41-yard reception. **Detroit (11/5):** Only reception was for 33 yards, the second-longest catch of career. **New England (12/24):** Had one of his best games as a pro, making a career-high five receptions for 63 yards. **Indianapolis (12/30):** Caught one pass for nine yards and touchdown.

1999 (16/10 – Philadelphia):

Started 10 of the 16 games

he played as rookie with Philadelphia ... Caught 11 passes for 91 yards ... Was selected to *Pro Football*

EXTRA POINTS

Jed's cousin, Jeff Weaver, is a pitcher for the Los Angeles Dodgers of Major League Baseball.

Weekly's All-Rookie team. Buffalo (9/26): Made his first NFL reception on a 14-yard catch and finished the game with two catches for 22 yards. **Miami (10/24):** Had four receptions for 27 yards. **Washington (11/14):** Accounted for a two-point conversion on a reception from Donovan McNabb.

COLLEGE

Weaver, who began his career at Oregon as a walk-on, earned a starting spot by the time his senior season rolled around ... In his collegiate career, he caught 43 passes for 681 yards and six touchdowns ... As a senior, grabbed 39 passes for 623 yards with five touchdowns, and was a second-team All-Pac 10 selection ... Earned a degree in environmental studies and anthropology.

PERSONAL

Timothy Jed Weaver was born Aug. 11, 1976 in Redmond, Ore. ... Weaver earned all-league honors in football and baseball at Redmond (Ore.) High and was a third-team all-state choice as a pitcher his senior year ... An outdoorsman, he enjoys hunting, fishing and golf ... Weaver also worked in the community by building houses for Habitat for Humanity while in San Francisco ... He resides in Pembroke Pines, Fla., and Redmond, Ore. ... His cousins—Jeff Weaver, a pitcher for the Los Angeles Dodgers, and Jered Weaver, a 2004 first-round selection (pitcher) by the Anaheim Angels— play professional baseball ... His brother, Dan, also played college football at Oregon.

JED WEAVER

Pos: TE Ht: 6-4 Wt: 258 Year: 7th Acq: FA(DEN)-04 College: Oregon Born: 8/11/76

Regular Season		Receiving						Misc.		Kick Returns			
Year	Team	P/S	No.	Yds.	Avg.	LG	TD	2pt	SpT	KR	Yds	Avg.	TD
1999	Eagles	16/10	11	91	8.3	14	0	1	0	0	0	0.0	0
2000	Dolphins	16/0	10	179	17.9	41	0	0	0	1	15	15.0	0
2001	Dolphins	16/7	18	215	11.9	27	2	0	0	0	0	0.0	0
2002	Dolphins	16/4	6	75	12.5	25	3	0	3	2	23	11.5	0
2003	49ers	16/15	35	437	12.5	30	1	0	2	0	0	0.0	0
2004	Patriots	10/1	8	93	11.6	25	0	0	0	0	0	0.0	0
Totals-6 years		80/36	88	1,090	12.4	41	6	1	5	3	38	12.7	0
Postseason		Receiving						Misc.		Kick Returns			
Year	Team	P/S	No.	Yds.	Avg.	LG	TD	2pt	SpT	KR	Yds	Avg.	TD
2000	Dolphins	2/0	1	9	9.0	9t	1	0	0	0	0	0.0	0
2001	Dolphins	1/1	2	22	11.0	20	0	0	0	0	0	0.0	0
2004	Patriots	0/0	0	0	0.0	0	0	0	0	0	0	0.0	0
Totals-3 Years		3/1	3	31	10.3	20	1	0	0	0	0	0.0	0



6-2 * 325 lbs * Born 11/4/81 * Years NFL/Patriots: 2/2
GP/GS (Playoffs): 16/6 (3/1) * Acq: D1a-04 (21st) * Miami (Fla.) * Boynton Beach, Fla.

CAREER TRANSACTIONS

Vince Wilfork was drafted by the New England Patriots in the first round (21st overall) of the 2004 NFL Draft ... Signed by the Patriots (07/19/04).

SEASONAL REVIEWS

2004 (16/6, 3/1): Played in all 16 games as a rookie with six starts at nose tackle ... Led all Patriots rookies with 57 tackles (35 solo) including two sacks ... Registered his first career NFL start in his first professional game (9/9) ... Collected his first career sack (10/3) ... Earned the start at nose tackle in Super Bowl XXXIX ... His presence on the line helped the Patriots defense rank sixth in the NFL against the run.

EXTRA POINTS

- On Draft Day 2004, Vince and his wife Bianca hosted a fund-raising event in Miami that raised \$24,000 for diabetes research.
- Vince has his own Web site, www.vincewilfork75.com.

Indianapolis (9/9): Started at nose tackle and recorded seven tackles (4 solo) ... Preserved the Patriots' lead by recovering a fumble caused by Eugene Wilson at the Patriots 1-yard line with 3:43 remaining in the fourth quarter. **Arizona (9/19):** Stopped Emmitt Smith, the NFL's all-time leading rusher, for no gain on a rush up the middle in the second quarter ... Stone-walled Smith for no gain on a rush up the middle in the third quarter. **Buffalo (10/3):** Started at nose tackle and registered five tackles (2 solo) and a sack ... Collected his first career sack when he dropped Drew Bledsoe for a 1-yard loss in the fourth quarter. **Miami (10/10):** Finished second on the team with a season-high 10 tackles (7 solo), including a sack and a

pass defended ... Batted down a pass intended for Marty Booker in the first quarter ... Sacked Jay Fiedler for a 10-yard loss in the first quarter. **Kansas City (11/22):** Collected six tackles (3 solo). **Baltimore (11/28):** Notched five tackles (4 solo) and two passes defended ... Stonewalled Chester Taylor for no gain on a rush off left guard in the second quarter ... Batted down a Kyle Boller pass at the line of scrimmage intended for Travis Taylor ... Knocked down another Boller pass intended for Taylor in the third quarter. **Miami (12/20):** Collected three tackles and a fumble recovery ... Teamed with Ted Johnson to stuff Travis Minor for a 1-yard loss on a rush off left guard in the second quarter ... Recovered a Chris Chambers fumble on a failed reverse attempt in the third quarter. **San Francisco (1/2):** Registered six tackles (3 solo). **Indianapolis (1/16):** Registered two solo tackles in the divisional playoffs. **Pittsburgh (1/23):** Collected a tackle in the Patriots' 41-27 AFC Championship victory over the Steelers ... Teamed with Willie McGinest to stuff Jerome Bettis for a 1-yard loss on a rush off right tackle in the third quarter. **Philadelphia (2/6):** Started at nose tackle in the Patriots' 24-21 victory over the Eagles in Super Bowl XXXIX.

COLLEGE

Recorded 148 tackles (73 solos) with 14 sacks for losses of 60 yards and 37.5 stops for losses of 110 yards during his career ... Also credited with 42 quarterback pressures, five forced fumbles and three fumble recoveries in 36 games at Miami. **2003 (Junior):** All-American Dream Team selection and rated the best defensive tackle in the country by *The NFL Draft Report*, adding second-team national honors from *College Football News* ... Unanimous All-Big East Conference first-team choice ...

Started all year at strong-side defensive tackle ... Finished fourth on the team with 64 tackles (31 solos), tied for the squad lead with six sacks for losses of 29 yards and ranked second with 11.5 stops for losses ... Led the Hurricanes with 20 quarterback pressures, including six that resulted in interceptions ... Closed out his career with seven tackles (5 solos) against Florida State in the Orange Bowl. **2002 (Sophomore):** Played in 11 games ... Finished with 43 tackles (19 solos), ranked second on the team with seven sacks and placed fourth with 15 stops for losses ... Deflected a pass and made eight quarterback pressures ... Also forced a fumble ... Stopped Ohio State tailback Maurice Clarett for a seven-yard loss in the Fiesta Bowl. **2001 (Freshman):** Played in every game as a reserve defensive tackle ... Recorded 41 tackles (23 solos) with a three-yard sack and ranked third on the team with 11 stops for losses ... Finished sixth on the squad with 14 quarterback pressures ... Forced three fumbles and recovered two more.

PERSONAL

Vincent Lamar Wilfork was born the son of the late Barbara and David Wilfork on Nov. 4, 1981 ... A gifted athlete who also excelled on the Miami Hurricanes' track team, performing in the shot put ... Attended Santaluces (Lantana, Fla.) High ... Regarded as one of Florida's top three defensive linemen after the 1999 season ... *USA Today* second-team All-American, adding *Super Prep* first-team All-American honors, as he was rated the No. 10 defensive lineman nationally by that publication ... Also lettered in track, finishing second in the state in the Class 6A shot put and discus ... Majored in liberal arts at Miami ... Vince is married to Bianca and the couple has two children.

VINCE WILFORK

Pos: DL Ht: 6-2 Wt: 325 Year: 2nd Acq: D1a-04 (21st) College: Miami (Fla.) Born: 11/4/81

Regular Season		Tackles							Interceptions					Miscellaneous			
Year	Team	P/S	TT	UT	A	S	Yds		No	Yds	Avg	Lg	TD	PD	FF	FR	Blk
2004	Patriots	16/6	57	35	22	2.0	11.0		0	0	0.0	0	0	3	0	2	0
Postseason		Tackles							Interceptions					Miscellaneous			
Year	Team	P/S	TT	UT	A	S	Yds		No	Yds	Avg	Lg	TD	PD	FF	FR	Blk
2004	Patriots	3/1	3	2	1	0.0	0.0		0	0	0.0	0	0	0	0	0	0

WILFORK'S CAREER GAME BY GAME

2004	Opponent	P/S	TT	UT	A	S	Yds	Int	Yds	PD	FF	FR	W/L	Score																	
09/09	Indianapolis	S	7	4	3	-	-	-	-	-	-	1	W	27-24	11/28	Baltimore	p	5	4	1	-	-	-	2	-	-	W	24-3			
09/19	at Arizona	S	2	2	0	-	-	-	-	-	-	-	W	23-12	12/05	at Cleveland	p	1	1	0	-	-	-	-	-	-	W	42-15			
10/03	at Buffalo	S	5	2	3	1.0	1.0	-	-	-	-	-	W	31-17	12/12	Cincinnati	p	2	1	1	-	-	-	-	-	-	W	35-28			
10/10	Miami	S	10	7	3	1.0	10.0	-	-	1	-	-	W	24-10	12/20	at Miami	p	3	1	2	-	-	-	-	-	1	L	28-29			
10/17	Seattle	S	0	0	0	-	-	-	-	-	-	-	W	30-20	12/26	at N.Y. Jets	p	3	3	0	-	-	-	-	-	-	W	23-7			
10/24	N.Y. Jets	S	2	2	0	-	-	-	-	-	-	-	W	13-7	01/02	San Francisco	p	6	3	3	-	-	-	-	-	-	W	21-7			
10/31	at Pittsburgh	S	2	1	1	-	-	-	-	-	-	-	L	20-34	2004 Totals					16/6	57	35	22	2.0	11.0	0	0	3	0	2	14-2
11/07	at St. Louis	p	2	0	2	-	-	-	-	-	-	-	W	40-22	01/16	Indianapolis	p	2	2	0	-	-	-	-	-	-	W	20-3			
11/14	Buffalo	p	1	1	0	-	-	-	-	-	-	-	W	29-6	01/23	at Pittsburgh	p	1	0	1	-	-	-	-	-	-	W	41-27			
11/22	at Kansas City	p	6	3	3	-	-	-	-	-	-	-	W	27-19	02/06	Philadelphia	S	0	0	0	-	-	-	-	-	-	W	24-21			
															2004 Postseason					3/1	3	2	1	0	0	0	0	0	0	3-0	



EUGENE WILSON

DEFENSIVE BACK



SUPER BOWLS: 03 04

5-10 ★ 195 lbs ★ Born 8/17/80 ★ Years NFL/Patriots: 3/3
GP/GS (Playoffs): 31/29 (6/6) ★ Acq: D2a-03 (36th) ★ Illinois ★ Merrillville, Ind.

CAREER TRANSACTIONS

Eugene Wilson was drafted by the New England Patriots in the second round (36th overall) of the 2003 NFL Draft ... Signed by the Patriots (07/21/03).

CAREER HIGHLIGHTS

Career GP/GS: 31/29 (6/6)

★ In 2004, Wilson led the Patriots with four interceptions and provided a versatile presence, logging time at both cornerback and safety. He was also selected to ESPN.com's All-Pro Team and his three forced fumbles tied for the Patriots' team lead.

★ Wilson was named AFC Defensive Player of the Month for September 2004 after notching 12 tackles (9 solo), two interceptions, a forced fumble and a fumble recovery in two Patriots victories.

★ All four of Wilson's interceptions in 2004 kick-started Patriots scoring drives, with the team accumulating 24 points off of his four picks.

★ Wilson recorded the first multiple-interception game of his career in the Patriots' 23-12 victory over Arizona (9/19/04).

★ Wilson started 15 of 16 regular-season games and all three postseason games at free safety in 2003 and tied for the lead among all NFL rookies with four interceptions.

★ Wilson notched his first career interception in his NFL debut against Buffalo (9/7/03) when he picked off a Drew Bledsoe pass at the end of the second quarter.

★ In 2003, Wilson was named to ESPN.com's All-Rookie Team and *USA Today's* All-Joe Team.

SEASONAL REVIEWS

2004 (15/14, 3/3): Started 14 of 15 regular season games and all three postseason contests ... Started 11 regular-season games at safety and three regular-season contests at cornerback ... Led the team with four interceptions and tied for the team lead with three forced fumbles ... Finished third on the team with seven passes defended ... Recorded three takeaways in the playoffs, with two interceptions and a fumble recovery ... Named AFC Defensive Player of the Month for September ... Recorded the first multiple-interception game of his career against Arizona (9/19/04) ... Named to *ESPN.com's* All-Pro Team. **Indianapolis (9/9):** Registered eight tackles (6 solo), a forced fumble and a fumble recovery ... Halted a Colts drive in the third quarter by scoop-

ing up an Edgerrin James fumble that was forced by Ty Warren at the Patriots 18-yard line and later turned into a touchdown by the New England offense ... Preserved the Patriots' 27-24 lead by forcing James to fumble at the Patriots 1-yard line with 3:43 remaining in the game.

Arizona (9/19): Collected four tackles (3 solo) and three passes defended, including two interceptions ... Picked off a Josh McCown pass and returned the interception 14 yards ... Registered his second interception of the game when he picked off a McCown pass intended for Larry Fitzgerald and returned it 13 yards. **Buffalo (10/3):** Notched five tackles (4 solo). **N.Y. Jets (10/24):** Played in a reserve role at safety and notched seven tackles (5 solo). **Pittsburgh (10/31):** Registered 10 tackles (8 solo) against the Steelers. **Buffalo (11/14):** Collected a solo tackle and an interception ... Made a diving interception at the Patriots' 3-yard line on a deep ball late in the first quarter. **Baltimore (11/28):** Started at cornerback and collected four tackles (2 solo) and a pass defended.

Cleveland (12/5): Started at cornerback and collected two solo tackles and a fumble recovery ... Recovered a Steve Heiden fumble that was caused by Dexter Reid and later converted into a touchdown by the New England offense. **Cincinnati (12/12):** Returned to his starting spot at safety and notched five solo tackles. **N.Y. Jets (12/26):** Started at cornerback ... Registered two tackles and an interception ... Picked off a Chad Pennington pass intended for Wayne Chrebet. **Indianapolis (1/16):** Knocked down a pass in the end zone that was intended for Reggie Wayne just before halftime, forcing the Colts to settle for a 23-yard field goal. **Pittsburgh (1/23):** Registered four tackles and two interceptions in the Patriots' 41-27 AFC Championship victory over the Steelers ... Intercepted a Ben Roethlisberger pass that was tipped by Asante Samuel and later converted into a field goal ... Picked off a pass intended for Hines

Ward, kick-starting a Patriots touchdown drive. **Philadelphia (2/6):** Recorded a solo tackle and a fumble recovery in the Patriots' 24-21 victory over the Eagles in Super Bowl XXXIX ... Recovered a fumble that was forced by Randall Gay ... Tied for the team lead with two special teams stops.

2003 (16/15, 3/3): Started 15 of 16 regular-season games and all three postseason games at free safety ... Tied for the lead among all NFL rookies with four interceptions ... Played in his first NFL game at Buffalo (9/7) ... Started his first professional game at Philadelphia (9/14) ...

EXTRA POINTS

● Eugene started amateur boxing as a seventh-grader after he was cut from the basketball team. His father, Eugene, served as his trainer. After a few years, Wilson made the basketball team and his boxing career ended.

● Eugene's post-football aspiration is to become a businessman, owning his own mortgage company.

Registered his first career interception in his first NFL contest (9/7) ... Was part of a Patriots defense that led the NFL in four key categories: opponents' points per game (14.9), opponents' passer rating (56.2), interceptions (29) and passing touchdowns surrendered (11) ... Named to ESPN.com's All-Rookie Team and to *USA Today's* All-Joe Team. **Buffalo (9/7)**: Recorded his first career interception in his NFL debut when he picked off a Drew Bledsoe pass at the end of the second quarter. **Philadelphia (9/14)**: Made his first career start at safety in the Patriots' 31-10 win. **Washington (9/28)**: Started at safety and finished registered seven tackles (6 solo), tying Tedy Bruschi. **Tennessee (10/5)**: Finished third on the team with seven solo tackles ... Broke up a Titans scoring opportunity by batting down a Steve McNair pass intended for Drew Bennett at the goal line in the first quarter. **N.Y. Giants (10/12)**: Sealed the Patriots win by intercepting a Kerry Collins pass intended for Amani Toomer with 51 seconds left in the game. **Miami (10/19)**: Tallied five tackles (3 solo) in the Patriots' 19-13 overtime victory over the Dolphins ... Corralled his third career interception when he picked off a Jay Fiedler pass that was intended for Derrius Thompson. **Denver (11/3)**: Tallied a season-high and career-high eight tackles (7 solo). **Houston (11/23)**: Tallied six tackles (4 solo) in the Patriots come-from-behind 23-20 overtime victory over the Texans ... Member of a secondary that limited Tony Banks to just three for nine passing for 18 yards in the first half. **Miami (12/7)**: Tallied five solo tackles ... Administered a big hit on Chris Chambers after he caught a pass along the right sideline in the second quarter. **N.Y. Jets (12/20)**: Registered five tackles (4 solo) and an interception ... Sealed the Patriots' 11th straight victory by intercepting a Chad Pennington pass intended for Santana Moss with 45 seconds remaining in the game. **Tennessee (1/10)**: Tallied five tackles (4 solo) in the Patriots' 17-14 divisional playoff victory over the Titans. **Indianapolis (1/18)**: Registered three solo tackles in the Patriots' 24-14 AFC Championship victory. **Carolina (2/1)**: Started at safety and recorded two pass defenses in the Patriots' 32-29 Super Bowl XXXVIII victory.

COLLEGE

Wilson was a three-year starter with a knack for break-

ing up passes ... Recorded 176 tackles (139 solos) with an 11-yard sack and four stops behind the line of scrimmage in 45 games ... Ranks sixth on the Illinois all-time interception list with 11, while his 60 pass deflections shattered the previous Illini record of 26, held by Bobby Jackson (1997-2001), Marlon Primous (1988-91) and Robert Crumpton (1991-94) ... Returned 93 punts (second all-time) for a school career-record 896 yards (9.6 avg.) and a pair of touchdowns, surpassing the old mark of 790 yards by Darryl Usher (1985-87). 2002 (Senior): All-Big Ten Conference second-team selection ... Named the Fighting Illini Special Teams Player of the Year ... Lined up at strong-side cornerback, ranking third on the team with 66 tackles (59 solos). 2001 (Junior): All-American third-team selection by *The Sporting News*, adding second-team honors from *The NFL Draft Report* and *Football News* ... Consensus All-Big Ten Conference first-team pick ... Lined up at strong-side cornerback, leading the nation with a school season-record 30 pass deflections ... Recorded a career-high 70 tackles (54 solos) with a stop for a 6-yard loss ... Intercepted six passes for 29 yards in returns. 2000 (Sophomore): All-Big Ten Conference honorable mention ... Started every game, recording 37 tackles (26 solos) ... Returned four interceptions a total of 22 yards and deflected 16 passes. 1999 (Freshman): Played in 10 games, seeing action mostly as a punt returner ... Gained 304 yards on 31 punt returns (9.8 avg.), including a 65-yard touchdown return vs. Arkansas State (team's first punt returned for a score since 1984).

PERSONAL

Eugene W. Wilson II was born the son of Murlean and Eugene Wilson on Aug. 17, 1980 in Maywood, Ill. ... Attended Merrillville (Ind.) High ... All-Duneland Athletic Conference selection ... Conference Defensive MVP, two-time all-state selection and Defensive Player of the Year ... Played cornerback, running back and wide receiver, earning three letters in football and four in basketball ... Four-year varsity starter in basketball, twice earning All-Conference accolades ... Led the team in scoring and assists as a senior ... Majored in speech communications at Illinois ... Eugene and his wife Jamie have two sons, Julian Campbell and Eugene Wilson, III.


EUGENE WILSON

Pos: DB Ht: 5-10 Wt: 195 Year: 3rd Acq: D2a-03 (36th) College: Illinois Born: 8/17/80

Regular Season		Tackles						Interceptions						Miscellaneous				
Year	Team	P/S	TT	UT	A	S	Yds	No	Yds	Avg	Lg	TD	PD	FF	FR	Yds	TD	SpT
2003	Patriots	16/15	66	54	12	0.0	0.0	4	18	4.5	10	0	9	0	0	0	0	1
2004	Patriots	15/14	67	51	16	0.0	0.0	4	51	12.8	24	0	7	3	2	0	0	4
Totals- 2 years		31/29	133	105	28	0.0	0.0	8	69	8.6	24	0	16	3	2	0	0	5
Postseason		Tackles						Interceptions						Miscellaneous				
Year	Team	P/S	TT	UT	A	S	Yds	No	Yds	Avg	Lg	TD	PD	FF	FR	Yds	TD	SpT
2003	Patriots	3/3	8	7	1	0.0	0.0	0	0	0.0	0	0	2	0	0	0	0	2
2004	Patriots	3/3	6	3	3	0.0	0.0	2	0	0.0	0	0	3	0	1	0	0	2
Totals- 2 years		6/6	14	10	4	0.0	0.0	2	0	0.0	0	0	5	0	1	0	0	4

WILSON'S CAREER GAME BY GAME

2003	Opponent	P/S	TT	UT	A	S	Yds	Int	Yds	PD	FF	FR	SpT	W/L	Score	
09/07	at Buffalo	p	0	0	0	-	-	1	2	2	-	-	-	L	31-0	
09/14	at Philadelphia	S	0	0	0	-	-	-	-	1	-	-	1	W	31-10	
09/21	N.Y. Jets	S	2	2	0	-	-	-	-	-	-	-	-	W	23-16	
09/28	at Washington	S	7	6	1	-	-	-	-	-	-	-	-	L	17-20	
10/05	Tennessee	S	7	7	0	-	-	-	-	2	-	-	-	W	38-30	
10/12	N.Y. Giants	S	5	3	2	-	1	6	1	-	-	-	-	W	17-6	
10/19	at Miami	S	5	3	2	-	1	0	1	-	-	-	-	W	19-13	
10/26	Cleveland	S	4	3	1	-	-	-	-	-	-	-	-	W	9-3	
11/03	at Denver	S	8	7	1	-	-	-	-	-	-	-	-	W	30-26	
11/16	Dallas	S	2	1	1	-	-	-	-	-	-	-	-	W	12-0	
11/23	at Houston	S	6	4	2	-	-	-	-	-	-	-	-	W	23-20	
11/30	at Indianapolis	S	4	4	0	-	-	-	-	1	-	-	-	W	38-34	
12/07	Miami	S	5	5	0	-	-	-	-	-	-	-	-	W	12-0	
12/14	Jacksonville	S	2	2	0	-	-	-	-	-	-	-	-	W	27-13	
12/20	at N.Y. Jets	S	5	4	1	-	1	10	1	-	-	-	-	W	21-16	
12/27	Buffalo	S	4	3	1	-	-	-	-	-	-	-	-	W	31-0	
2003 Totals			16/15	66	54	12	0.0/0.0	4	18	9	0	0	1	14-2		
01/10	Tennessee	S	5	4	1	-	-	-	-	-	-	-	1	W	17-14	
01/18	Indianapolis	S	3	3	0	-	-	-	-	-	-	-	-	W	24-14	
02/01	at Carolina	S	0	0	0	-	-	-	-	2	-	-	-	W	32-29	
2003 Postseason			3/3	8	7	1	0	0	0	2	0	0	2	3-0		
2004	Opponent	P/S	TT	UT	A	S	Yds	Int	Yds	PD	FF	FR	SpT	W/L	Score	
09/09	Indianapolis	S	8	6	2	-	-	-	-	-	-	-	1	1	W	27-24
09/19	at Arizona	S	4	3	1	-	-	-	2	27	3	-	-	-	W	23-12
10/03	at Buffalo	S	5	4	1	-	-	-	-	-	-	-	-	W	31-17	
10/10	Miami	S	5	3	2	-	-	-	-	-	-	-	-	W	24-10	
10/17	Seattle	S	4	3	1	-	-	-	-	-	-	-	1	-	W	30-20
10/24	N.Y. Jets	p	7	5	2	-	-	-	-	-	-	-	-	1	W	13-7
10/31	at Pittsburgh	S	10	8	2	-	-	-	-	-	-	-	1	-	L	20-34
11/07	at St. Louis	S	5	4	1	-	-	-	-	-	-	-	-	W	40-22	
11/14	Buffalo	S	1	1	0	-	-	1	0	1	-	-	-	W	29-6	
11/22	at Kansas City	S	3	3	0	-	-	-	-	-	-	-	-	1	W	27-19
11/28	Baltimore	S	4	2	2	-	-	-	-	1	-	-	-	1	W	24-3
12/05	at Cleveland	S	2	2	0	-	-	-	-	-	-	-	1	-	W	42-15
12/12	Cincinnati	S	5	5	0	-	-	-	-	-	-	-	-	W	35-28	
12/20	at Miami	S	2	1	1	-	-	-	-	-	-	-	-	1	L	28-29
12/26	at N.Y. Jets	S	2	1	1	-	1	24	1	-	-	-	-	1	W	23-7
01/02	San Francisco	inactive													W	21-7
2004 Totals			15/14	67	51	16	0.0/0.0	4	51	7	3	2	4	14-2		
01/16	Indianapolis	S	1	0	1	-	-	-	-	1	-	-	-	-	W	20-3
01/23	at Pittsburgh	S	4	2	2	-	-	2	0	2	-	-	-	W	41-27	
02/06	at Philadelphia	S	1	1	0	-	-	-	-	-	-	-	1	2	W	24-21
2004 Postseason			3/3	6	3	3	0	0	2	0	3	0	1	2	3-0	



6-2 ★ 305 lbs ★ Born 04/15/80 ★ Years NFL/Patriots: 2/1
GP/GS (Playoffs): 3/0 (0/0) ★ Acq: FA-05 ★ Texas A&M ★ Fort Worth, Texas

CAREER TRANSACTIONS

Billy Yates was signed by the Patriots from their practice squad on February 4, 2005 ... Originally signed by the Miami Dolphins as an undrafted rookie free agent in 2003 ... Waived by the Dolphins (09/05/04) ... Signed by the Patriots to the practice squad (09/11/04).

SEASONAL REVIEWS

2004 (0/0): Signed to the Patriots practice squad (9/11) and was a member of the squad for the remainder of the regular season and through the first two rounds of the playoffs ... Signed to the Patriots' active roster (02/04/05) and was inactive for Super Bowl XXXIX.

2003 (3/0 - Miami Dolphins): Played in three games in a reserve role. **N.Y. Giants (10/5):** Made his NFL debut on special teams. **Baltimore (11/16):** Had extensive playing time in a 9-6 overtime win as the Dolphins rushed for 141 yards. **Washington (11/23):** Saw time in a reserve role.

EXTRA POINTS

Billy is a close friend of Patriots wide receiver Bethel Johnson. The two players were teammates in high school and college and are now professional teammates with the Patriots.

COLLEGE

Was a four-year letterman for Texas A&M (1999-2002) ... Started at guard in all 20 games in which he played over his final two seasons ... As a senior, helped open holes for the Aggies to average 161 rushing yards per game, racking up a grand total of 1,771 ground yards on the season ... As a junior in 2001, helped power the Aggies to 1,541 total rushing yards ... Saw action as a reserve in his freshman and sophomore seasons as Texas A&M averaged 169 rushing yards per game ... Was a teammate of Patriots wide receiver Bethel Johnson for four seasons.

PERSONAL

Billy LaQuayne Yates was born on April 15, 1980 in Fort Worth, Texas ... Was a two time all-state selection at Corsicana (Texas) High School ... Also lettered in basketball and track ... His favorite sports team growing up was the Dallas Cowboys and his favorite athlete was Michael Jordan ... Majored in agricultural development at Texas A&M ... Married to Tamika.

2005 PATRIOTS DRAFT CHOICES



LOGAN MANKINS

OFFENSIVE LINE



6-4 * 307 lbs * Born 3/10/82 * Years NFL/Patriots: Rookie
Acq: 01-05 (32nd) * Fresno State * Catheys Valley, Calif.

HOW ACQUIRED

Logan Mankins was drafted by the New England Patriots in the first round (32nd overall) of the 2005 NFL Draft.

COLLEGE

All-American Dream Team selection and rated the best offensive guard prospect in college football by The NFL Draft Report, despite starting his entire career at tackle ... First-team All- Western Athletic Conference selection ... First offensive lineman in Fresno State history to be selected team MVP ... Selected to the Outland Trophy Award Watch List. **2004 (Senior):** Recorded a team-high and program record 82 knockdown blocks on the year and graded out at 90 percent for the season (80 percent is considered the benchmark for success) ... Did not allow a sack or pressure all season, producing 16 touchdown-resulting blocks as the offense generated 4,854 yards, an average of 404.5 yards per game ... First-team All- Western Athletic Conference selection ... Selected team MVP ... Mentored a young offensive line that allowed only 18 quarterback sacks, the least in any season under Head Coach Pat Hill ... Presented with a "Bad Dog" Award by Hill, a rarely given honor that goes to a player who completely dominates his position ... Opened the season with seven knockdowns as the offense totaled 262 yards and also blocked a field goal against Washington ... Sprung Dwayne Wright for a 4-yard touchdown and Bryson Sumlin for a 2-yard score against Kansas State ... Made a key block on an 8-yard touchdown run by Wendell Mathis as the offense generated 405 yards against Portland State ... Made nine knockdowns as the offense gained 373 yards against Louisiana Tech ... Made a block clearing the way for a 15-yard touchdown run by Wendell Mathis and had six knockdowns against Boise State ... Made key blocks on two touchdown plays as the offense totaled 465 yards against Southern Methodist ... Had seven knockdowns and a key blitz pick-up on a 30-yard touchdown pass against Rice ... Sprung Mathis for two touchdowns and set a school record with 15 knockdowns (amassed in just three quarters) against Hawaii ... Had a key block on a 35-yard rushing score as the offense collected 450 yards against Nevada ... Shut down All-American line-backer Darryl Blackstock and had eight knockdowns in the MPC Computers Bowl against Virginia. **2003 (Junior):** Missed


season due to injury. **2002 (Sophomore):** Played and started in all 14 games ... Was part of an offensive line that opened holes for Rodney Davis, who rushed for a school record 1,586 yards ... Was named to the Outland Trophy watch list, an award presented annually to the nation's top interior lineman ... Graded 84 percent for blocking consistency and registered 67 knockdowns while allowing two quarterback sacks for an offense that averaged 374.0 yards per game ... Credited with 10 touchdown-resulting blocks ... Opened the season with five knockdowns against Wisconsin ... Had a season-high nine knockdowns as the offense amassed 426 yards against Rice ... Was credited with seven knockdowns as the team totaled 407 yards against Oregon ... Created a lane for Rodney Davis on a 1-yard scoring run and made seven knockdowns against Colorado State ... Cleared a path for two goal line touchdowns as the team collected 455 yards against Tulsa ... Made a key block on an 11-yard touchdown pass as the team picked up 581 yards against Louisiana Tech. **2001 (Freshman):** First-team Freshman All-American selection by *The Sporting News* ... Honorable mention All-Western Athletic Conference ... Started every game at right offensive tackle, grading 82.8 percent for blocking consistency as he registered 58 knock-downs and totaled eight touchdown-resulting blocks as the offense exploded or 7,022 yards and 70 touchdowns ... Protected David Carr's blind side brilliantly all year, allowing only two sacks ... Helped give Carr the time to break numerous Fresno State single-season and career passing records ... Opened holes as running back Paris Gaines rushed for 1,018 yards ... Posted seven knockdowns and a block resulting in a rushing score against Tulsa ... Made a key block on a 37-yard Carr touchdown pass and helped the offense rack up 566 yards against Louisiana Tech ... Led Carr on a 1-yard touchdown run and made nine knockdowns as the team amassed 506 yards against Rice. **2000 (Redshirt):** Redshirted as a freshman.

EXTRA POINTS

● **Logan grew up on a 10,000-acre cattle ranch in Catheys Valley, Calif. (population 984), and as a child dreamed of being a professional steer roper. He and his father are a prize-winning roping team.**

PERSONAL

Logan Mankins was born the son of Jill and Tim Mankins on March 10, 1982 in Catheys Valley, Calif. ... He attended Mariposa County High School in Mariposa, Calif. ... Was named All-League and his team's most valuable player ... Enjoys roping and hunting ... Was an agriculture education major at Fresno State.



ELLIS HOBBS

CORNERBACK

27

5-9 ★ 188 lbs ★ Born 5/16/82 ★ Years NFL/Patriots: Rookie
Acq: D3a-05 (84th) ★ Iowa State ★ DeSoto, Tex.

HOW ACQUIRED

Ellis Hobbs was drafted by the New England Patriots in the third round (84th overall) of the 2005 NFL Draft.

COLLEGE

Recorded 209 tackles (155 solo), two sacks, three fumble recoveries, two forced fumbles, 29 pass deflections and 3.5 stops for losses of 20 yards for his college career ... Also intercepted nine balls, gaining 121 yards on returns and scoring one touchdown ... Gained 490 yards on 24 kickoff returns ... Started 38 of the 49 games in which he played, all in a consecutive streak.

2004 (Senior): All-Big Twelve Conference first-team pick by the league's coaches and Associated Press ... Started every game at right cornerback ... Ranked third on the team with 71 tackles (53 solo) and had 1.5 stops for losses of 12 yards ... Deflected eight passes and gained 117 yards with a touchdown on five interceptions ... Returned 12 kickoffs for 288 yards (24.0 avg) ... Earned Special Teams Game MVP honors vs. Missouri and Kansas State and Defensive MVP accolades vs. Colorado ... Had seven tackles (6 solo) with an 11-yard sack against Iowa ... Recorded eight tackles (5 solo) and blocked a punt against Northern Illinois ... Had six tackles (4 solo) with a stop behind the line of scrimmage and returned an interception 15 yards against Oklahoma State ... Registered four solo tackles and returned an interception 34 yards for a touchdown against Colorado ... Made 11 tackles (9 solo), caused a fumble and returned a kickoff 30 yards against Baylor ... Picked off a pass to preserve a 13-7 win against Kansas during which he also posted 5 tackles (4 solo) and had a pass break-up ... Held receiver Antoine Polite to zero catches and had five solo tackles, a pass break-up and a 26-yard interception return against Kansas State ... Closed out his career with a 41-yard interception return, a 21-yard kickoff return and 4 tackles (3 solo) against Miami, Ohio in the Independence Bowl. **2003 (Junior):** All-Big Twelve Conference honorable mention ... Second-team Academic All-Big Twelve choice and an ISU Scholar-Athlete ... Started all year at right cornerback ... Recorded 71 tackles (51 solo) with a 3-yard sack and two stops for losses of 8 yards ... Recovered a fumble and caused another ... Had an inter-

ception and nine pass deflections ... Gained 111 yards on six kickoff returns (18.5 avg) ... Against Northern Illinois, posted 7 tackles (6 solo), a pass break-up and had two kickoff returns for 43 yards ... Registered a season-high ten tackles (9 solo) with a 9-yard kickoff return and gained 53 yards on a fumble return, the longest in school history, against Texas Tech ... Against Colorado, posted three solo tackles, an interception, a pass deflection and caused a fumble when he sacked QB Joel Klatt for a 3-yard loss ... Closed out the season with six tackles (5 solo) and a pass deflection against Missouri. **2002 (Sophomore):** ISU Scholar-Athlete and Academic All-Big Twelve Conference first-team pick ... Started every game at right cornerback ... Finished with 51 tackles (40 solo), a fumble recovery, two interceptions and twelve pass deflections ... Intercepted a pass and deflected another against Texas Tech ... Registered a season-high seven tackles (4 solo) against Kansas State ... Collected 9 tackles (5 solos) and batted away two passes against Boise State in the Humanitarian Bowl. **2001 (Freshman):** Saw action as a reserve cornerback, appearing in eleven games ... Recorded 16 tackles (11 solo) and returned six kickoffs for 91 yards (15.2 avg) ... Began his collegiate career with a 4-yard interception return against Northern Iowa ... Recovered a fumble against Iowa.

PERSONAL

Ellis Hobbs III was born the son of Nettie and Ellis Hobbs on May 16, 1983 in Niagara Falls, N.Y. ... Was a three-time Iowa State Scholar-Athlete ... Received the Academic Athlete of the Year Award and was a finalist for Christian Athlete of the Year at Iowa State ... Uncle, William Gaines, played defensive line for Florida and later competed for the Miami Dolphins and Washington Redskins ... Attended DeSoto (Tex.) High School ... Named to the All-Dallas Metroplex Area first-team ... Offensive MVP for Texas Class 5A District 7 and selected to the Texas Sportswriters' Association Class 5A honorable mention team ... Ran for 1,701 yards on 233 carries with 29 touchdowns and caught 18 passes for 265 yards and three touchdowns ... Majored in Art and Visual Commu-

EXTRA POINTS

● Ellis was named Iowa State's Male Athlete of the Year for his performance during the 2004 season. Hobbs was also a National Honor Society member and a three-time ISU Scholar-Athlete.

● Ellis was the recipient of the 2004 Pete Taylor MVP award, as voted by his Iowa State teammates.

nication at Iowa State.

ELLIS HOBBS

Pos: CB Ht: 5-9 Wt: 188 Year: R Acq: D3a-05 (84th) College: Iowa State Born: 5/16/82

Defensive Statistics

Year	Team	G/S	TT	UT	A	S	Yds	FR	FF	INT	TFL	Yds	PD
2001	Iowa State	11/0	16	11	5	0	0	1	0	1	0	0	0
2002	Iowa State	14/14	51	40	11	0	0	1	0	2	0	0	12
2003	Iowa State	12/12	71	51	20	1	3	1	1	1	2	8	9
2004	Iowa State	12/12	71	53	18	1	11	0	1	5	1.5	12	8
Career Totals		49/38	209	155	54	2	14	3	2	9	3.5	20	29

Int. Returns				Kickoff Returns				Fumble Returns				Blocked Punt Returns			
Year	Team	No	Yds	Avg	TD	Lg	No	Yds	Avg	TD	Lg	No	Yds	Avg	TD
2001	Iowa State	1	4	4.0	0	4	6	91	15.2	0	22	0	0	0	0
2002	Iowa State	2	0	0	0	0	0	0	0	0	0	0	0	0	0
2003	Iowa State	1	0	0	0	0	6	111	18.5	0	31	1	53	53.0	0
2004	Iowa State	5	117	23.4	1	41	12	288	24.0	0	41	0	0	0	0
Career Totals		9	121	13.4	1	41	24	490	20.4	0	41	1	53	53.0	0



NICK KACZUR

TACKLE



6-4 ★ 319 lbs ★ Born 7/28/79 ★ Years NFL/Patriots: Rookie
Acq: D3b-05 (100th) ★ Toledo ★ Brantford, Ontario

Pronounced Kä-zur

HOW ACQUIRED

Nick Kaczur was drafted by the New England Patriots in the third round (100th overall) of the 2005 NFL Draft.

COLLEGE

First four-time All-Mid America Conference player in Toledo history ... Third Team Freshman All-America choice by the *Sporting News* ... Started 51 games in his career at Toledo. **2004 (Senior):** Named first-team All-Mid American Conference for the third consecutive season ... Leader of an offensive line that powered the eleventh ranked offense in the country (459.2 yards per game) ... Started all year at left tackle, but also saw action in the backfield, gaining 49 yards on two carries ... Collected 85 knockdowns with twelve touchdown-resulting blocks for an offense that scored 58 touchdowns ... Led an offensive line that allowed only 19 quarterback sacks for losses of 121 yards ... Began the season with five knockdowns against Minnesota ... Flipped defensive end Matt Lisek to the ground on Bruce Gradkowski's 35-yard touchdown toss to Lance Moore, and also gained 26 yards in the third quarter on a fake punt against Eastern Michigan ... Added eight knockdowns as Toledo gained 405 yards against Temple ... Graded 93 percent as he produced eight knockdowns and leveled linebacker Donta Smith to give Gradkowski time to complete a 60-yard touchdown pass against Ball State ... Cleared a rush lane used by Gradkowski for a 1-yard scoring run as the offense gained 649 yards against Western Michigan ... Collected seven knockdowns and opened a hole used by Quinton Broussard for an 8-yard touchdown run against Ohio University ... Shoved linebacker James King out of the way on Bruce Gradkowski's 43-yard touchdown pass against Central Michigan ... Opened a hole for tailback Scooter McDougle's 10-yard scoring run as Toledo ran up 512 yards against Northern Illinois ... McDougle would again benefit from a block by Kaczur, running for a 2-yard touchdown against Bowling Green. **2003 (Junior):** First-team All-MAC selection ... Started all year at left tackle on an offensive line that allowed a conference-low nine sacks

and powered an offense that ranked 11th in the nation (462.8 yards per game) ... Produced 91 knockdowns with 11 touchdown-resulting blocks ... Credited with nine touchdowns and a block to spring Astin Martin for a touchdown against Liberty as Toledo amassed 501 yards ... Leveled defensive tackle Vince Crochunis on a 53-yard touchdown bomb from QB Bruce Gradkowski to Lance Moore as Toledo totaled 551 yards against Pittsburgh ... Against Central Michigan, graded a season-high 90 percent as he delivered eight knockdowns and cleared rush lanes for Astin Martin's 1 & 3-yard touchdown runs while the team generated 643 yards of offense ... Took down defensive end Lance Babin on an 8-yard scoring pass from Gradkowski to Steve Odom as the offense accounted for 452 yards against Western Michigan. **2002 (Sophomore):** First-team All-MAC selection ... Started all fourteen games at left tackle on an offensive line that finished fifth in the nation in total offense (472.2 yards per game), eleventh in scoring offense (35.4) and sixteenth in rushing offense (214.3) ... Part of an offensive line that gave up only 19 quarterback sacks ... Registered 76 knockdowns with eight touchdown-resulting blocks. **2001 (Freshman):** Named third-team Freshman All-American by the *Sporting News* and second-team All-MAC as a true freshman ... Part of offensive line that finished 17th in the nation in rushing offense (213.5 yards per game) and allowed just eleven sacks ... First true freshman to start on the Toledo offensive line since 1978.

PERSONAL

Nicholas Jesse Kaczur was born the son of Peter and Janet Kaczur on July 28, 1979 ... A native of Brantford, Ontario, hometown of Wayne Gretzky ... Attended Brantford (Ontario) Collegiate Institute ... Voted as high school's best lineman for four consecutive years and was the offensive MVP in his junior and senior years ... Rated as the best prep lineman in Ontario coming out of high school ... Played in the Canadian Junior Football league in 1999 ... Worked construction for two years before entering college ... Was a recreation and leisure studies major at Toledo.

EXTRA POINTS

● Nick was drafted in the first round (ninth overall) of the 2005 CFL draft by the Toronto Argonauts.

● Nick is a native of Brantford, Ontario, also home to hockey hall-of-famer Wayne Gretzky.



JAMES SANDERS

SAFETY



5-10 ★ 207 lbs ★ Born 11/11/83 ★ Years NFL/Patriots: Rookie
Acq: D4-05 (133rd) ★ Fresno State ★ Porterville, Calif.

HOW ACQUIRED

James Sanders was drafted by the New England Patriots in the fourth round (133rd overall) of the 2005 NFL Draft.

COLLEGE

Started 32 of the 40 games he played for Fresno State ... For his career, recorded 238 tackles (120 solo) and 24 tackles for losses totaling 80 yards ... Intercepted seven passes, returning one for a touchdown, and recorded 18 pass deflections ... He tallied seven sacks, forced two fumbles and recovered two ... Also blocked three kicks on special teams. **2004 (Junior):** Earned All-Western Athletic Conference honors for the second-straight year ... Started all but one game ... Finished third on the team with 63 tackles (29 solo) ... Had two sacks for minus 16 yards and 6.5 stops for losses of 35 yards ... Recovered and caused two fumbles ... Gained 60 yards with a touchdown on three interceptions and deflected five passes ... Also blocked a kick ... Opened the season against Washington with seven tackles (3 solo), a 7-yard sack, 1.5 stops behind the line of scrimmage and a 19-yard interception return for a touchdown ... Made four tackles (2 solo) and had a 41-yard interception return against Kansas State ... Blocked an extra point attempt against Louisiana Tech ... Posted six tackles (5 solo) and recovered a fumble against Texas-El Paso ... Posted nine tackles (2 solo) and two stops for losses of 12 yards against Boise State ... Totaled nine tackles (3 solo) with a stop behind the line of scrimmage against Hawaii ... Collected four tackles (2 solo) with a 9-yard sack, a forced fumble and a recovered fumble against San Jose State ... Closed out his career with seven tackles (4 solo) and a pair of pass break-ups against Virginia in the MPC Computers Bowl. **2003 (Sophomore):** The only sophomore on the All-Western Athletic Conference first-team ... Played in every game, starting ten contests at strong safety ... Led the team with a career-high 93 tackles (55 solo), including two sacks for minus 11 yards and 8.5 stops for losses of 25 yards ... Intercepted two passes and deflected four ... Also blocked two kicks. Opened the season with a 7-tackle (4 solo) performance against Tennessee ... Against Oregon State, posted seven tackles (5 solo) and twice stopped tailback Steven Jackson behind the line of scrimmage for losses totaling five yards ... Blocked a punt and delivered four tackles against Oklahoma ... Registered eight tackles (4 solo)

with a stop for a 1-yard loss and an interception against Colorado State ... Posted 11 tackles (10 solo) and a deflected pass against Hawaii ... Had eight tackles (3 solo) and blocked a 27-yard field goal attempt against Rice ... Produced a season-high 12 tackles (5 solo) with a pair of sacks for minus 11 yards, 3.5 stops for losses of 15 yards and a pass deflection against San Jose State ... Picked off a pass and made nine tackles (7 solo) against Texas El-Paso ... Recorded another nine tackles (6 solo) against UCLA in the Silicon Valley Classic. **2002 (Freshman):** First-team Freshman All-American selection by the Football Writers of America and third-team honors from The Sporting News ... Honorable mention All-WAC ... Played in every game and started 11 at strong safety ... Finished second on the team with 82 tackles (36 solo) ... Credited with three sacks for minus nine yards and nine stops for losses of 20 yards ... Intercepted two passes for 23 yards in returns and had nine pass deflections ... Made his collegiate debut with five tackles (3 solo) against Wisconsin ... Followed with six tackles (3 solo), a 2-yard sack and a pass break-up against San Diego State ... Collected four tackles, deflected a pass and intercepted another for a 26-yard return against Oregon State ... Registered a season-high 12 tackles and batted away a pass against Rice ... Had five tackles with three stops behind the line of scrimmage, a pass deflection and broke up a two-point conversion attempt against Colorado State ... Delivered seven tackles (4 solo) with a 6-yard sack and two pass deflections against Hawaii ... Made nine tackles (4 solo) with two stops for losses of three yards and a pass break-up against Tulsa ... Produced six tackles with a 1-yard sack and had an interception for a loss of three yards against Georgia Tech in the Silicon Valley Classic.

PERSONAL

James Sanders was born son of Kathy and Keith Thompson on November 11, 1983 in Porterville, Calif. ... Attended Monache High School ... Was team captain and MVP in 2000 ... Named to the *Fresno Bee* All-Star first-team defensive squad ... Two-time first-team All-East Yosemite League selection ... Set a school record with 106 tackles and six interceptions, adding 22 stops for losses during his senior year to earn League MVP honors ... Also played receiver, running back and returned punts and kicks ... Was a Health Science major at Fresno State.

EXTRA POINTS

James is the oldest of six children, and began taking care of his five younger siblings at an early age.

JAMES SANDERS

Pos: S Ht: 5-10 Wt: 207 Year: R Acq: D4-05 (133rd) College: Fresno State Born: 11/11/83

Year	Team	P/S	TT	UT	A	FR	FF	INT	Yds	Lg	TD	TFL	Yds	PD	S	Yds	BK
2002	Fresno State	14/11	82	36	46	0	0	2	23	26	0	9	20	9	3	9	0
2003	Fresno State	14/10	93	55	38	0	0	2	2	2	0	8.5	25	4	2	11	2
2004	Fresno State	12/11	63	29	34	2	2	3	60	41	1	6.5	35	5	2	16	1
TOTAL		40/32	238	120	118	2	2	7	86	41	1	24	80	18	7	36	3



RYAN CLARIDGE

LINEBACKER



6-2 ★ 254 lbs ★ Born 4/12/81 ★ Years NFL/Patriots: Rookie
Acq: D5-05 (170th) ★ Nevada-Las Vegas ★ Almont, Mich.

HOW ACQUIRED

Ryan Claridge was drafted by the New England Patriots in the fifth round (170th overall) of the 2005 NFL Draft.

COLLEGE

Started 39 of 49 games ... For his career, recorded 290 tackles (143 solo) with 18.5 sacks for minus 142 yards, 36 stops for losses of 170 yards, two fumble recoveries, ten forced fumbles, two interceptions and ten pass deflections. **2004 (Senior):** Led the conference and ranked ninth in the nation with nine sacks for minus 61 yards ... Second-team All-Mountain West Conference honors ... Started the first 10 games at weak-side inside linebacker, recording 87 tackles (39 solo) with 15 stops for losses of 71 yards and a quarterback pressure ... Caused a fumble and deflected three passes ... Tallied seven tackles (5 solo) with a 10-yard sack, a forced fumble and a pass deflection against Tennessee ... Registered 18 tackles (5 solo) with a sack against Air Force ... Posted 10 tackles with two stops for losses of 5 yards against Utah State ... Had six tackles (3 solo) and a 6-yard sack against Nevada ... Collected 11 tackles (7 solo) with a 5-yard sack and two pass break-ups against Brigham Young ... Delivered nine tackles with three sacks for 21 yards against Utah ... Picked up four solo tackles with a 2-yard sack and three stops for losses of 5 yards against Colorado State. **2003 (Junior):** All-Mountain West Conference honorable mention ... Lined up at middle linebacker, starting every game except against Wisconsin ... Recorded 76 tackles (36 solo) with 5.5 sacks for minus 53 yards, ten stops for losses of 62 yards and a quarterback pressure ... Caused three fumbles and recovered another ... Had two pass deflections and two interceptions for 16 yards in returns ... Against Wisconsin, registered a sack for a 12-yard loss, forced a fumble and deflected a pass ... Had 13 tackles (4 solo) and a stop for a loss on fourth down against Air Force ... Had a sack and six tackles against Brigham Young ... Caused a fumble that was returned for a touchdown,

had two sacks for 17 yards in losses and intercepted a late-fourth quarter pass to preserve a win against New Mexico ... Against Colorado State, intercepted a pass and had eight tackles, including a stop for a loss. **2002 (Redshirt):** Did not play due to injury. **2001 (Sophomore):** Second-team All-Mountain West Conference selection ... Started every game at middle linebacker, finishing second on the team with 71 tackles (38 solo), including two sacks for 19 yards and eight stops for losses of 26 yards ... Recovered a fumble and deflected two passes ... Also caused six fumbles ... Started the season with a sack against Arkansas ... Caused a fumble against Northwestern ... Forced another fumble and added seven tackles against Arizona ... Forced two fumbles, recovering one, against Brigham Young ... Caused a fumble and registered a stop for a loss against Nevada ... Totaled six tackles (5 solo) with two stops for a loss, including a sack ... Posted 13 tackles (7 solo) and a stop for a loss against Air Force. **2000 (Freshman):** Started final seven games at middle linebacker as a true freshman ... Recorded 56 tackles (30 solo) with two sacks for 9 yards and three stops for losses of 11 yards ... Also deflected three passes ... Registered a season-high 12 tackles against Colorado State.

PERSONAL

Ryan Quinlan Claridge was born the son of Denise Kopp on April 12, 1981 in Rochester, Mich. ... Raised by Denise and Alfred Kopp ... Older brother, Travis Claridge, was a standout Southern California offensive lineman and a 2000 second-round draft choice by the Atlanta Falcons ... Attended Almont (Mich.) High School ...

Was a multi-sport athlete, lettering three times each in tennis and football and also competing in basketball and track ... Named the Blue Water Athlete of the Year after earning first team All-State honors in both football and tennis ... Rushed for more than 1,300 yards and 27 touchdowns as a senior ... Named first team All-Conference and League MVP ... Was an education major at UNLV.

EXTRA POINTS

● Ryan's older brother, Travis, played at guard for USC and was a 2000 second-round draft pick of the Atlanta Falcons.

● Ryan's coach at UNLV, John Robinson, also coached fellow teammate and linebacker Willie McGinest at USC.

RYAN CLARIDGE

Pos: LB Ht: 6-2 Wt: 254 Year: R Acq: D5-05 (170th) College: UNLV Born: 4/12/81

Defensive Statistics

Year	Team	P/S	TT	UT	A	FR	FF	INT	TFL	Yds	PD	S	Yds	BK
2000	UNLV	12/7	56	30	26	0	0	0	3	11	3	2	9	0
2001	UNLV	11/11	71	38	33	1	6	0	8	26	2	2	19	0
2002	UNLV	0/0	Did Not Play - Redshirt											
2003	UNLV	12/11	76	36	40	1	3	2	10	62	2	5.5	53	1
2004	UNLV	10/10	87	39	48	0	1	0	15	71	3	9	61	1
Career Totals		45/39	290	143	147	2	10	2	36	170	10	18.5	142	2



MATT CASSEL

QUARTERBACK



6-2 ★ 222 lbs ★ Born 5/17/82 ★ Years NFL/Patriots: Rookie
Acq: D7a-05 (230th) ★ Southern Cal ★ Northridge, Calif.

HOW ACQUIRED

Matt Cassel was drafted by the New England Patriots in the seventh round (230th overall) of the 2005 NFL Draft.

COLLEGE

Served as backup to quarterbacks Carson Palmer and Matt Leinart ... Played in 25 games, completing 20 of 33 pass attempts (60.5 pct) for 192 yards. **2004 (Senior):** Saw reserve action in nine games and completed 10 of 14 passes for 97 yards. **2003 (Junior):** Won the Howard Jones/Football Alumni Club Academic Award as the USC upperclassman with the highest GPA ... Played quarterback and tight end ... Saw action in eight games ... Completed 6 of 13 passes (46.3 pct) for 63 yards. **2002 (Sophomore):** Saw late action in ten games as a backup to Carson Palmer, completing 3-of-4 passes for 27 yards. **2001 (Freshman):** Won USC's Co-Lifter Award ... Appeared in seven games as a wide receiver and on special teams ... Played quarterback briefly against California and was 1-of-2 for five yards ... He also ran for 22 yards on three carries (7.3 avg), caught a 12-yard pass and made a tackle on the season. **2000 (Redshirt):** Redshirted as a freshman quarterback.

PERSONAL

Matt Cassel was born on May 17, 1982 ... Played on the Northridge (Calif.) team that was a finalist at the 1994

Little League World Series ... Was featured in the HBO documentary "Freshman Year," filmed in 1999-2000 ... Likes to jet ski and play ping pong ... Sports hero is Joe Montana ... Older brother, Jack, is a pitcher in the San Diego Padres organization and younger brother, Justin, is on UC Irvine's baseball team ... Attended Chatsworth (Calif.) High ... Was a 1999 Super Prep All-American, Prep Star All-American, Tom Lemming Top 100, Super Prep All-Far West, Tom Lemming All-West, Long Beach Press-Telegram Best in the West first team, Orange County Register Fab 15 third team, Tacoma News Tribune Western 100, Las Vegas Sun Super 11 second team and All-L.A. City second team pick as a senior quarterback ... Completed 137-of-261 passes (52.5 pct) for 2,020 yards with 14 TDs and five interceptions as a senior, also running for 252 yards on 115 carries (2.2 avg) with 11 Touchdowns ... Passed for 324 yards with 5 Touchdowns in one game ... As a junior, completed 199-of-360 passes (55.3 pct) for 2,930 yards with 26 Touchdowns and seven interceptions and rushed for 496 yards with six scores ... Helped Chatsworth to the L.A. City baseball title in 1999 while hitting .390 with three home runs and 29 RBI as a first baseman and third baseman ... Was

EXTRA POINTS

- Matt backed up two Heisman Trophy winners at USC in Carson Palmer, now of the Cincinnati Bengals, and current USC quarterback Matt Leinart.
- Matt played one season of baseball for USC (2004) and was selected by the Oakland Athletics in the 36th round of the 2004 baseball draft. Matt's older brother, Jack, is a pitcher in the San Diego Padres system, and his younger brother, Justin, is a pitcher at UC Irvine.

a communication major at USC.

MATT CASSEL

Pos: QB Ht: 6-2 Wt: 222 Year: R Acq: D7a-05 (230th) College: Southern Cal Born: 5/17/82

		Statistics						
Year	College	P/S	Att	Cmp	Pct.	Yds	TD	INT
2001	USC	7/0	2	1	.500	5	0	0
2002	USC	10/0	4	3	.750	27	0	0
2003	USC	8/0	13	6	.462	63	0	0
2004	USC	9/0	14	10	.714	97	0	1
Career Totals		25/0	33	20	.606	192	0	1



ANDY STOKES

TIGHT END



6-4 ★ 257 lbs ★ Born 6/2/81 ★ Years NFL/Patriots: Rookie
Acq: D7b-05 (255th) ★ William Penn ★ St. George, Utah

HOW ACQUIRED

Andy Stokes was drafted by the New England Patriots in the seventh round (255th overall) of the 2005 NFL Draft.

COLLEGE

Played in 31 games for William Penn ... Caught 104 passes for 1,578 yards (15.2 avg) and 10 touchdowns ... Rushed four times for 39 yards (9.8 avg) and had a 39-yard pass completion ... Also recorded nine tackles (6 solo). **2004 (Senior):** Third-team NAIA All-American selection ... First-team All-Mid-States Football Association ... Named to Football Gazette's All-Region team ... Started every game at tight end ... Finished second on the team with a career-high 42 receptions for 753 yards (17.9 avg) and five touchdowns ... Gained 16 yards on a reverse and threw a 39-yard option pass ... Added four tackles (2 solo) on the special teams coverage unit ... Opened the season with 78 yards on five catches and an assisted tackle against Quincy University ... Tallied four receptions for 116 yards and a 46-yard touchdown against Taylor University ... Had five catches for 93 yards and a 48-yard score against Xavier ... Threw a 39-yard pass to receiver James Fountaine and caught two passes for 39 yards, including a 9-yard touchdown against

Saint Francis (Ill.) ... Hauled in four passes for 132 yards and a career-long 66-yard touchdown against Saint Ambrose ... Amassed 109 yards on nine receptions against Trinity International ... Closed out his career with three catches for 32 yards and a 16-yard gain on a reverse against Iowa Wesleyan. **2003 (Junior):** All-MSFA honorable mention ... Started all year at tight end ... Ranked fourth on the team with 30 receptions for 408 yards (13.6 avg) and three touchdowns ... Carried three times for 23 yards (7.7 avg) and recorded five tackles (4 solo) on special teams ... Began the season with six receptions for 94 yards and a 3-yard score against Saint Francis (Ind.) ... Had a pair of catches for 29 yards and a 16-yard touchdown against McKendree ... Rushed three times for 23 yards and hauled in four passes for 44 yards, including a 25-yard score against Trinity International. **2002 (Sophomore):** Played in ten games after transferring from Snow (Ut.) Community College ... Tallied 32 catches for 417 yards (13.0 avg) and two touchdowns.

EXTRA POINTS

● The last pick in the 2005 NFL Draft, Andy holds the title of "2005's Mr. Irrelevant," and was feted in June at the annual Irrelevant Week held in Newport Beach, Calif.

● Andy is only the third William Penn player to reach the NFL, and the first since Bruce Polen was drafted by the Los Angeles Raiders in 1973.

PERSONAL

Andy Stokes was born son of Mitzi and Tom Stokes in Saint George, Utah on June 6, 1981 ... Lettered in football at Moapa Valley (Ut.) High School ... Member of the 2004 team council at William Penn ... Was a psychology major at William Penn.

ANDY STOKES

Pos: TE Ht: 6-4 Wt: 257 Year: R Acq: D7b-05 (255th) College: William Penn Born: 6/2/81

Offensive Statistics			Receiving					Rushing					Misc.
Year	Team	G/S	No	Yds	Avg	Lg	TD	No	Yds	Avg	Lg	TD	SpT
2002	William Penn	10/10	32	417	13.0	29	2	-	-	-	-	-	-
2003	William Penn	10/10	30	408	13.6	25	3	3	23	7.7	15	0	4
2004	William Penn	11/11	42	753	17.9	66	5	1	16	16.0	16	0	2
Career Totals		31/31	104	1578	15.2	66	10	4	39	9.8	16	0	9



BRYAN ANDERSON

GUARD



6-4 ★ 330 lbs ★ Born 3/30/80 ★ Years (NFL/Patriots): 1/1 ★ GP/GS: 4/0
Acq: FA-05 ★ Pittsburgh ★ Philadelphia, Pa.

PRO

Bryan Anderson was signed by the Patriots as a free agent on June 28, 2005 ... Spent the majority of the 2003 and 2004 seasons on the Chicago Bears practice squad ... Originally drafted by the Bears in the seventh round (261st overall) of the 2003 NFL Draft ... Signed with Chicago (07/09/03) ... Released by Chicago (08/31/03) and signed to the team's practice squad ... Signed to the active roster (12/23/03) and was inactive for the season finale ... Released by Chicago (09/05/04) and signed to the team's practice squad ... Signed to the active roster (12/11/04) and played in a reserve role in the final four games of the season.

COLLEGE

Anderson was a four-year starter at right guard for Pittsburgh, starting 47 of 48 games played from 1998-

2002 ... Earned All-Big East honors as a senior in 2002 ... Garnered freshman All-America honors in 1998 ... Helped to power the Panthers' offense to an average of more than 300 yards per game during his four-year career.

PERSONAL

Bryan Michael Anderson was born the son of Patricia and Joseph Anderson on March 30, 1980 ... Earned three letters in football at John Bartram (Philadelphia, Pa.) High ... Earned All-American recognition as a senior ... Was a three-time all-city selection and also earned all-state and all-Public League honors ... Also earned two letters in baseball and did not play football until his sophomore year ... Majored in justice studies at the University of Pittsburgh.



DeCORI BIRMINGHAM

RUNNING BACK



5-10 ★ 210 lbs ★ Born 11/22/82 ★ Years NFL/Patriots: Rookie
Acq: FA-05 ★ Arkansas ★ Atlanta, Texas

PRO

DeCori Birmingham was signed as an undrafted free agent by the New England Patriots on April 29, 2005.

COLLEGE

In 49 games with the Razorbacks, he accounted for 1,151 yards and seven touchdowns on 233 rushing attempts ... Caught 57 passes for 592 yards (10.4 avg) and six scores ... Set a school career-record with 1,321 yards on 61 kickoff returns (21.7 avg), topping the old mark of 1209 yards by Derek Holloway (1979-82) ... His 3,610 all-purpose yards rank fifth in school history ... As a senior, played in every game, starting five contests at flanker and three others at tailback ... Rushed 111 times for 456 yards (4.1 avg) and three touchdowns ... Caught 17 passes for 175 yards (10.3 avg) and a score ... In 2003, moved to tailback after beginning the season as a top reserve at flanker ... Ranked third on the squad with 549 rushing yards and three touchdowns on 88 carries (6.2 avg) ... Caught 17 passes for 186 yards (10.9 avg) and a pair of scores ... In 2002, played in all 14 games earning four starts at flanker ... Was the Razorbacks

third-leading receiver with 184 yards and three touchdowns on 17 catches (10.8 avg) ... Finished the season ranked third in the SEC and 31st in the nation in punt returns with an average of 12.2 yards per return, gaining 342 yards on 28 attempts ... As a true freshman, spent time at both flanker and tailback before settling in as a reserve in the UA backfield and was one of Arkansas' primary kickoff return specialists.

PERSONAL

DeCori Birmingham was born the son of Rod Birmingham and Sandra Fulzeon November 22, 1982 ... Attended Atlanta (Tex.) High School, playing football for coach Ben Schamber ... All-Conference, All-Northeast Texas and All-State selection as a junior ... Ranked the 16th-best player overall in the nation by David Garvin's Longhorn Link ... Helped his team to the district crown while rushing for 2,000 yards as a junior ... Rushed for 1,063 yards and thirteen touchdowns on 125 carries ... Cousin of former Arkansas players, defensive end Randy Garner and tight end Jason Peters ... Majored in Sociology at Arkansas.



RICKY BRYANT

WIDE RECEIVER

19

6-0 ★ **185 lbs** ★ **Born 3/24/81** ★ **Years NFL/Patriots: 1/1**
Acq: FA-04 ★ **Hofstra** ★ **Detroit, Mich.**

PRO

Ricky Bryant was signed by the Patriots as an undrafted free agent on May 2, 2004 ... Released by the Patriots (09/05/04) ... Signed to Patriots practice squad (12/8/04) Re-signed by the Patriots (02/16/05) and allocated to NFL Europe for its 2005 season.

NFL EUROPE

2005 (Hamburg Sea Devils): Bryant started the first four games of the 2005 season at wide receiver for the Hamburg Sea Devils of the NFL Europe League ... Finished with 12 receptions for 177 yards ... Through four weeks, was leading NFL Europe with four touchdown receptions before an injury sidelined him for the remainder of the season ... Hauled in a season-best 40-yard touchdown reception, and finished the game with three catches for 60 yards against the Rhein Fire in Week 3.

COLLEGE

Was a two-year starter at Hofstra ... Named to the Las Vegas All-American Bowl ... Left Hofstra ranked ninth in career receptions with 127 and 10th in receiving yards with 1,690 in just two seasons ... Was voted Hofstra's Coca-Cola Football Player of the Year ... Started in all 12

games as a senior and led the Pride with 60 receptions ... Was second on the team with 897 yards receiving and three touchdowns ... As a junior, was selected third team All-Atlantic 10 ... Played in all 12 games and led the team in receiving with 67 catches for 793 yards and four touchdowns ... Prior to Hofstra, attended Ohio State University for two-and-a-half years ... In 2001, played in 12 games and had six receptions for 69 yards ... As a freshman, played in 10 of 12 games and caught three passes for 66 yards.

PERSONAL

Ricky Bryant was born on March 24, 1981 ... Has two brothers ... Brother Kevin played football at Michigan, and brother Donny ran track at Michigan State ... Lettered in football, basketball and track at Harrison High School ... Set Michigan High School career records for receiving yards (2,665) and touchdown receptions (33) ... Helped team to back-to-back state championships, including a 13-0 mark as a senior and a 13-0 mark as a junior ... Majored in speech communications and rhetorical studies at Hofstra.



KORY CHAPMAN

RUNNING BACK

32

6-1 ★ **202 lbs** ★ **Born 7/13/80** ★ **Years NFL/Patriots: 1/1**
Acq: FA-04 ★ **Jacksonville State** ★ **Batesville, Miss.**

PRO

Kory Chapman was originally signed by the Baltimore Ravens as a rookie free agent (05/17/04) ... Signed to the New England Patriots practice squad (09/05/04) ... Released (01/12/05) and later re-signed to New England's practice squad (1/18/05).

NFL EUROPE

2005 (Cologne Centurions): Started all 10 regular season games for the Centurions ... Led the team in rushing with 126 attempts for 718 yards (5.7 avg.) and five touchdowns ... Also was effective in the passing game, catching 15 passes for 154 yards ... Returned 11 kick-offs for 231 yards (21.0 avg.).

COLLEGE

Started all 12 games as a senior and led the team with 212 attempts for 1,326 yards ... Led Jacksonville State to its first Ohio Valley Conference championship ... Averaged 107.1 yards per game on the ground, and caught six passes for 77 yards ... Rushed for a school

record 298 yards against Tennessee-Martin ... In 2002, played in 10 games and was the Gamecocks' second leading rusher with 311 yards on 89 attempts and three touchdowns ... Also saw time as a kick returner, finishing second on the team with 19 returns for 393 yards (20.6 avg.) ... Played for two years at Northwest Community College before transferring to Jacksonville State ... Rushed for 529 yards and five touchdowns on 73 carries as a sophomore at Northwest ... Also posted 33 receptions for 352 yards and three touchdowns ... Earned honorable mention All-State honors and finished with 484 yards and seven touchdowns as a freshman ... Also had 1,023 receiving yards and two receiving touchdowns.

PERSONAL

Robrielle Kory Chapman was born July 13, 1980 ... Led South Panola (Batesville, Miss.) High to the Class 5A State Championship as a senior ... Was a second team All State selection and Region I offensive player of the year ... Majored in psychology at Jacksonville State.



EARL CHARLES

RUNNING BACK



6-1 ★ 215 lbs ★ Born 9/11/82 ★ Years NFL/Patriots: Rookie
Acq: FA-05 ★ Marshall ★ Brooklyn, N.Y.

PRO

Earl Charles was signed as an undrafted free agent by the New England Patriots on April 30, 2005.

COLLEGE

Entered the 2004 campaign on the Doak Walker Award Watch List, but was hampered by an injury ... Started in all 12 games and led the Thundering Herd with 805 yards rushing on 178 carries ... Scored five rushing touchdowns and caught 18 passes for 95 additional yards ... As a junior, Charles rushed for 1,039 yards and 12 touchdowns en route to becoming only the seventh player in Marshall history to eclipse the 1,000-yard rushing mark in a single season ... Led Marshall with 128.8 all-purpose yards per game and averaged 5.1 yards per carry ... Rushed for a career-high 173 yards and two touchdowns versus Kent State ... Eclipsed the 100-yard mark five times in 2003 and led Marshall in scoring,

rushing, and all purpose yardage ... Prior to Marshall was considered by many to be the top junior college running back in the nation ... Played at Fresno City College and in two years rushed for 2,751 yards and 31 touchdowns ... Rushed for 1,578 yards on 241 carries (6.55 ypc) with 19 touchdowns for FCC in 2002.

PERSONAL

Earl Charles was born on September 11, 1982 in Brooklyn, N.Y. ... Son of Dathney Charles and nephew of Pamela King ... During his final two years of high school he rushed for more than 4,000 yards and 50 touchdowns ... Played in, and was MVP of, the New York City vs. Long Island High School All-Star game ... Was a graduate of the National Football Foundation's Play It Smart program ... Majored in sports management and marketing at Marshall.



KYLE ECKEL

FULLBACK



5-11 ★ 244 lbs ★ Born 12/30/81 ★ Years NFL/Patriots: Rookie
Acq: FA-05 ★ Navy ★ Haverford, Pa.

PRO

Kyle Eckel was signed as an undrafted free agent by the New England Patriots on April 29, 2005.

COLLEGE

Collected 13-career 100-yard rushing games, the fourth most in school history ... Became just the third player in school history to rush for over 1,000 yards in a single season twice ... Finished his career with 2,906 career rushing yards which ranks fourth all-time at Navy ... Registered 25 career rushing touchdowns, the fourth most in school history ... Rated as the second-best fullback in the country by The Sporting News ... Ranked as a preseason All-American and the top NFL fullback prospect in the country by draftboardinsider.com ... Rushed for 1,147 yards and 11 touchdowns as a senior ... Rushed 26 times for a career-high 179 yards and one touchdown against Army en route to being named the Philadelphia Sportswriters Most Valuable Player of the Army-Navy game for the second consecutive year ... As

a junior, played in every game, starting the last 12 contests... Carried the ball 236 times for 1,249 yards and 10 touchdowns ... Was named to the All-Independent team by College Football News ... Ran all over Army for 152 yards and two touchdowns on 29 carries ... Played in nine games, starting eight as a sophomore in 2002 ... Finished second on the team in rushing with 510 yards and four touchdowns ... Carried the ball 18 times for 59 yards and scored his first-two career touchdowns against N.C. State ... Did not see action as a freshman.

PERSONAL

Kyle Eckel was born on December 30, 1981 in South Philadelphia, Pa. ... Three-year letterwinner in football and baseball at Episcopal Academy ... Two-time first-team all-area and all-league selection in football ... First-team all-city selection in football as a senior ... Shared the all-city backfield team with Detroit Lions running back Kevin Jones ... Majored in economics at Navy.



ROBBIE GOULD

KICKER



6-1 ★ 181 lbs ★ Born 12/30/81 ★ Years NFL/Patriots: Rookie
Acq: FA-05 ★ Penn State ★ Lock Haven, Pa.

PRO

Robbie Gould was signed as an undrafted free agent by the New England Patriots on April 29, 2005.

COLLEGE

Finished his career ranked fifth on Penn State's all-time scoring list with 232 career points ... Walked onto the team as a freshman and became the Nittany Lions' regular kicker in the fourth game of his freshman season ... Converted 39-of-61 field goal attempts (63.9 percent) and 115-of-121 PAT attempts (95.0 percent) during his career ... Nailed 7-of-13 field goal attempts and 22-of-23 PATs to lead the team in scoring for the second straight year ... Also demonstrated a strong leg on kick-offs, posting 23 touchbacks on 41 kickoffs (56.0 percent) on the year and holding opponents to an average start of the 20.4 yard line ... Led the team in scoring as a junior in 2003, scoring 49 points, including 9-of-16 field goal tries, including a perfect 7-of-7 on kicks less than 40 yards ... Named one of two recipients of the Frank Patrick Memorial Total Commitment Award, which is pre-

sented to junior class members who follow through with their responsibilities in all facets of the football program and do so in an exemplary manner ... As a sophomore in 2002, ranked second on the team and sixth in the Big Ten in scoring with 93 points (7.2 ppg) ... Ranked second on the team in scoring as a freshman with 47 points, going six-for-10 on field goal attempts and a perfect 29-of-29 on PAT attempts.

PERSONAL

Robert Paul Gould, III was born the son of Cheryl and Robert Gould on Dec. 6, 1982 in Jersey Shore, Pa. ... His father, Robert, played professional soccer for the St. Louis Steamers (1980-83) ... His brother, Christopher, is a punter at the University of Virginia ... His mother, Cheryl, is a second grade teacher at Mill Hall Elementary School ... Attended Central Mountain (Lock Haven, Pa.) High, where he won three letters each in soccer, football and basketball and another in track ... Majored in management at Penn State.



JOEL JACOBS

TIGHT END



6-3 ★ 250 lbs. ★ Born 10/28/80 ★ Years NFL/Patriots: 1/1
Acq: FA-04 ★ Nebraska-Kearney ★ Mullen, Neb.

PRO

Joel Jacobs was signed by the Patriots as a rookie free agent on August 17, 2004 ... Released by the Patriots (09/03/04) ... Re-signed by the Patriots (01/06/05) ... Allocated to NFL Europe for its 2005 season ... Originally signed with the St. Louis Rams (06/02/04) ... Released by the Rams (06/16/04).

COLLEGE

Jacobs played in 38 games for the Lopers, recording 66 receptions for 623 yards and six touchdowns ... One of only three players in school history to earn first-team All-Conference honors three times ... Played in 10 games during his senior campaign, hauling in 27 receptions for 228 yards ... Amassed career-high eight catches for 55 yards in season opener vs. Nebraska-Omaha ... As a ju-

nior, appeared in 11 games and finished with 19 catches for 226 yards and three touchdowns ... Had six receptions for 83 yards in final two games of the season ... In 10 games as a sophomore, caught 17 passes for 152 yards and three touchdowns ... As a freshman, made three receptions for 17 yards while appearing in seven games.

PERSONAL

Joel Adam Jacobs was born October 28, 1980 in Broken Bone, Neb. ... Led Mullen (Neb.) High to state title as a quarterback his senior year while also leading the league in passing yards ... Earned 12 letters in football, basketball and track ... Named all-state in both football and basketball as a senior ... Majored in visual communication and design at Nebraska-Kearney.



RHETT KOPP

PUNTER



5-10 ★ **167 lbs** ★ **Born 5/14/77** ★ **Years NFL/Patriots: 1/1**
Acq: FA-05 ★ **Carson-Newman** ★ **Athens, Ga.**

PRO

Rhett Kopp was signed as a free agent by the New England Patriots on April 30, 2005 ... Spent time with the St. Louis Rams in the offseason prior to the 2003 season.

COLLEGE

As a senior at Carson-Newman in 1999, punted 41 times for 1,480 total yards, averaging 36.1 yards per punt ... Led the nation in fewest punt return yards, allowing only 50 return yards ... Had a long punt of 57 yards ... Team advanced to the NCAA Division II National Championship game for the second consecutive season ... In 1998, was the Eagles' back-up punter ... Had one punt for 35 yards ... His team played in NCAA Division II title game ... Redshirted his first season at Carson-Newman in 1997 ... Played his first two collegiate seasons at Middle Tennessee State ... Saw action as a punter and place-

kicker for the Blue Raiders in 1995 and 1996 ... Was named the Specialist of the Week after a fine showing against Austin Peay his freshman season ... Booted a 45-yard field goal against UT-Chattanooga..

PERSONAL

Charles E. Kopp was born on May 14, 1977 ... Worked as a valet at the Ritz Carlton at Reynolds Plantation in Greensboro, Ga. before signing with the Patriots ... Helped guide Clarke Central (Athens, Ga.) High School to a berth in the Georgia state quarterfinals as a sophomore ... Ranks second all-time as the most consistent place kicker at CCHS ... Also lettered in baseball ... His brother Wynn punted at Georgia for two seasons before transferring to Clemson, where he also punted for two seasons ... Majored in physical education at Carson-Newman.



RYAN KRUG

OFFENSIVE LINE



6-4 ★ **304 lbs** ★ **Born 6/7/82** ★ **Years NFL/Patriots: Rookie**
Acq: FA-05 ★ **Connecticut** ★ **Pine Beach, N.J.**

PRO

Ryan Krug was signed as an undrafted free agent by the New England Patriots on April 29, 2005.

COLLEGE

Started each of his 44 career games played at the University of Connecticut ... Proved to be a capable run and pass blocker by both valiantly opening holes for a pair of 1,000 yard rushers during his career and helping quarterback Dan Orlovsky stay upright as he threw for a career total of 10,706 yards and 84 touchdowns ... Helped UConn to a 23-13 record during its first three seasons of Division I-A play ... As a senior in 2004, was a tri-captain and started 11 of UConn's 12 games, missing only the Army game (9/25) and was named All-Big East ... Was a critical part of the Big East's leading to-

tal (429.8 ypg) and scoring (30.2 ppg) offense in 2004 while also helping open holes for Cornell Brockington, the league's lone 1,000-yard rusher ... Started all 12 games at left tackle as a junior ... Part of a line that yielded only 10 sacks, third fewest in the nation, on 493 passing attempts ... Started the first four games as a sophomore in 2002, and was named All-Independent ... As a redshirt freshman in 2001, won the left tackle spot during spring practice and started all 11 games.

PERSONAL

Ryan Krug was born on June 7, 1982 ... Attended Toms River South High School in Pine Beach, N.J. ... Was a two-year letterwinner in football for coach Ronald Signorino ... A two-time All-County, All-South and Second Team All-Shore selection ... Majored in political science at the University of Connecticut.



MICHAEL McGREW

WIDE RECEIVER

15

6-2 ★ 201 lbs ★ Born 5/17/82 ★ Years NFL/Patriots: Rookie
Acq: FA-05 ★ Virginia ★ Birmingham, Ala.

PRO

Michael McGrew was signed as an undrafted free agent by the New England Patriots on April 30, 2005.

COLLEGE

McGrew was a three-year starter at wide receiver for the Virginia Cavaliers, starting 35 of 46 career games ... Led all Virginia wide receivers as a senior in 2004 with 30 receptions for 355 yards and two touchdowns ... His 90 career receptions ranked 15th in school history ... Finished his career with 1,101 receiving yards, and is one of only 25 players in school annals to exceed the 1,000-yard mark ... Only three wide receivers started more games in the previous 20 seasons ... As a senior, led all Cavs wide receivers in receptions, yards and touchdowns ... Also topped all wide receivers with four catches of 20-plus yards ... Of his 30 catches, 73 percent went for either a first down or a touchdown ... Missed the 2003 season due to injury ... In 2002, grabbed 27 passes for a

career-high 428 yards and two touchdowns ... Grabbed a career long 54-yard pass for a touchdown on a flea-flicker against Duke ... As a sophomore in 2001, played in all 12 games with 10 starts and caught a career-high 31 passes for 302 yards and two touchdowns ... Played in eight games as a freshman, catching two passes.

PERSONAL

Michael Brandon McGrew was born the son of Faye and Alvin McGrew on May 17, 1982 in Birmingham, Ala. ... His father, Alvin, played professional baseball for eight years ... His brother, A.J., played football at Vanderbilt ... Earned three letters in football at Shades Valley (Birmingham, Ala) High ... Was rated as one of the top players in Alabama by Deep South Recruiting Guide ... A member of the Alabama-Mississippi All-Star team ... Received his undergraduate degree in urban and environmental planning in May 2004 ... Was a graduate student at Virginia during the 2004-05 academic year.



DeMARCO McNEIL

DEFENSIVE LINE

63

6-1 ★ 301 lbs ★ Born 12/15/79 ★ Years NFL/Patriots: 1/1
Acq: FA-05 ★ Auburn ★ Prichard, Ala.

PRO

DeMarco McNeil was signed by the New England Patriots on April 30, 2005 ... Originally signed by the Philadelphia Eagles as an undrafted free agent following the 2004 draft ... Released by the Eagles (09/05/04).

COLLEGE

Started 30 consecutive games and 47 of 51 contests in his career on the defensive line at Auburn ... As a senior in 2003, selected to the Associated Press All-SEC first team after finishing second on the team with seven sacks for 54 yards ... Ranked fourth on the team with 55 tackles and third with 13 tackles for loss on the season ... Had one of the best games with a career-high five tackles for loss, including two sacks for 18 yards against Georgia ... In 2002, finished the season with 39 stops, including eight tackles for loss ... Totaled 26 tackles and six tackles for loss in the last six conference games ... As a sophomore, finished the season with 33 tackles and tied for second on the team with 13 quarterback hurries ... Named a freshman All-America selection by The

Sporting News and Football News in 2000 ... Selected to the Coaches' and Knoxview News All-SEC Freshman teams ... Started all 13 games at left defensive tackle and led the team with 13 tackles for loss, five sacks and was second with 67 tackles ... Was redshirted and did not play in 1999.

PERSONAL

DeMarco McNeil was born on December 15, 1979 ... Son of Willie Ann McNeil ... Named Alabama's "Mr. Football," the first lineman to ever earn that honor ... Rated as top prospect in state by Birmingham News Class of "Super Seniors" ... Named a Superprep All-American ... Recorded 329 tackles and 30 sacks over his last two seasons while leading his prep team to back-to-back state titles ... Had 129 tackles, 16 sacks, three fumble recoveries and two interceptions as a senior ... Named MVP of state championship game as a junior ... Double-figure scorer in basketball and pitched for prep baseball team ... Enjoys writing poetry, playing cards and making people laugh ... Majored in criminology at Auburn.



GRANT STEEN

LINEBACKER



6-2 ★ 240 lbs ★ Born 10/22/80 ★ Years NFL/Patriots: 1/1
Acq: FA-04 ★ Iowa ★ Emmetsburg, Iowa

PRO

Grant Steen was signed by the Patriots as an undrafted free agent on April 29, 2004 ... Released by the Patriots following 2004 training camp (09/03/04) ... Re-signed by the Patriots (02/16/05) and allocated to NFL Europe for its 2005 season.

COLLEGE:

Steen started 36 of 49 games at Iowa, recording 189 tackles (103 solos) with a five-yard sack, two fumble recoveries, a forced fumble, five interceptions for 47 yards in returns and 12 pass deflections ... His three interceptions in the Indiana game in 2002 set a school game-record and tied an NCAA mark for linebackers ... All-Big Ten Conference honorable mention as a senior ... Saw action in 12 games, starting 11 contests at right outside linebacker ... Handled short snapping duties ... Recorded 58 tackles (28 solos) with 2.5 stops for losses of 6 yards ... All-Big Ten Conference second-team selection as a junior in 2002 ... Started all year at left outside linebacker, recording 57 tackles (32 solos) with a 5-yard sack ... Had three interceptions for 17 yards in returns and four pass deflections ... Also handled snapping

chores for field goals and extra points ... Started every game at strong-side outside linebacker as a sophomore ... Recorded a career-high 67 tackles (40 solos) ... Was a reserve linebacker as a freshman, seeing most of his action as a snapper.

PERSONAL

Grant Steen was born the son of Jana and Tom Steen on Oct. 22, 1980 ... Attended Emmetsburg (Ia.) High ... Earned All-American honors and was named All-American Small Town Hero ... First-team All-State pick by the *Iowa Newspaper Association* and *Des Moines Register* as a senior ... Team captain and MVP as a senior ... Played both running back and linebacker while earning three letters in football ... Lettered in basketball, baseball and track, earning All-Conference honors in both baseball and track ... Helped his team post a three-year record of 33-2, including a perfect 21-0 league record ... Team won the state football championship in 1997 with perfect 13-0 record ... Holds the school record with 368 career tackles, including 11 sacks, three interceptions and four blocked punts ... Majored in communication studies at Iowa.



SANTONIO THOMAS

DEFENSIVE LINE



6-4 ★ 308 lbs ★ Born 7/2/81 ★ Years NFL/Patriots: Rookie
Acq: FA-05 ★ Miami (Fla.) ★ Belle Glade, Fla.

PRO

Santonio Thomas was signed as an undrafted free agent by the New England Patriots on April 30, 2005.

COLLEGE

As a senior in 2004, earned a starting role in spring practice and started the season's first six games before suffering a knee injury ... Returned for the final two games ... Tallied nine tackles, two tackles for loss, two quarterback pressures, a forced fumble, a fumble recovery, and a pass breakup ... Selected to play in the East-West Shrine game ... In 2003, played in 10 games, recording 22 tackles (8 solo), five quarterback hurries, three pass breakups, one forced fumble and one recovered fumble ... Made three tackles, forced a fumble and broke up a pass against Florida State ... Was awarded a medical redshirt for the 2002 season after suffering a season-ending injury ... As a sophomore, played ex-

tensively at defensive tackle, seeing action in 11 games and collecting 26 tackles ... Twice garnered a season-high four tackles against West Virginia and Temple ... In 2000, worked into the playing rotation in the defensive line immediately ... Saw action in three games and made one tackle.

PERSONAL

Santonio Thomas was born on July 2, 1981 ... Considered one of the state's top defensive linemen coming out of high school ... Named All-American by *USA Today* and *National Bluechips* ... Ranked among the nation's top 20 defensive ends by Prep Football Report ... Two-time first-team Class 3A All-State selection ... Notched 15 quarterback sacks as a senior in 1999 ... Collected 105 tackles for a team that won the Class 3A Florida State Championship ... Selected to play for Florida in the Florida-Georgia All-Star Game.

ANDRE TORREY

LINEBACKER

43




6-4 ★ 245 lbs ★ Born 1/28/82 ★ Years NFL/Patriots: Rookie
Acq: FA-05 ★ Arizona ★ Alameda, Calif.

PRO

Andre Torrey was signed as an undrafted free agent by the New England Patriots on April 29, 2005.

COLLEGE

Started all 11 games at defensive end for Arizona in 2004 ... Led all linemen with 43 total tackles including a team-high 13 tackles for loss and team-high five sacks... Broke up two passes and recovered a fumble ... Registered a career-high six stops at Oregon ... Played in all 12 games for the Wildcats in 2003 and finished the season with 22 total tackles (16 solo), seven tackles for loss and four sacks for 26 yards ... Tallied a season-best five solo tackles, including three for a loss of 15 yards, and a sack against Louisiana State ... Recorded four tackles in the season opener against UTEP ... Attended

Laney Community College in Oakland, Calif. in 2001 ... Led Laney CC with 12 sacks and registered 60 tackles... Earned the Most Outstanding Defensive Lineman award for the Merced Elks Bowl Champions ... Named Super-Prep Juco 100 All-America pick ... Earned first-team All-Mid Empire Conference honors.

PERSONAL

Andre Torrey was born on January 28, 1982 ... Son of Susan Torrey of Oakland, Calif., and the late Kenneth Torrey ... Attended Alameda High School in Alameda, Calif. ... Lettered three years in football, one letter in basketball and lettered one year on the JV track team ... Majored in communications at Arizona.

RAYMOND VENTRONE

SAFETY

41




5-10 ★ 200 lbs ★ Born 10/21/82 ★ Years NFL/Patriots: Rookie
Acq: FA-05 ★ Villanova ★ Pittsburgh, Pa.

PRO

Raymond Ventrone was signed as an undrafted free agent by the New England Patriots on April 28, 2005.

COLLEGE

Played in 35 career games for the Villanova Wildcats, recording 251 tackles (198 solo), 19 tackles for losses, two sacks, 11 passes defended, five forced fumbles and four fumble recoveries ... Named to the 2003 All-Atlantic 10 Conference first team ... Was a three-time selection to the Atlantic 10 All-Academic Team, earning the honor in 2002, 2003 and 2004 ... Earned 2003 GTE/CoSIDA District II Academic All-American Team distinction ... Played in the first four games of the season as a senior in 2004 ... Started all 11 games as a junior in 2003 and recorded 93 tackles, seven tackles for losses, four passes defended, two fumble recoveries, two forced fumbles and a sack ... Returned a fumble 43 yards for a touchdown against Hofstra ... As a sophomore in 2002,

finished second on the team with 102 tackles, including 10 tackles for losses, five pass break-ups, two forced fumbles and two fumble recoveries ... Tallied 25 tackles as a freshman in 2001, to go along with a pass defense and an interception.

PERSONAL

Raymond Ventrone was born the son of Ray and Denise Ventrone on Oct. 21, 1982 in Pittsburgh, Pa. ... His brother Ross plays football for the University of Pittsburgh and his sister Dana runs track at the University of Buffalo ... Attended Chartiers Valley High School in Pittsburgh, where he was a three-time All-Conference performer and was selected second team All-State as a senior in 2000 ... Selected to the *Pittsburgh Post Gazette* Fabulous 22 and the *Pittsburgh Tribune Review* Terrific 25 ... Owns three school records in track & field, including long jump (22'6"), triple jump (45'1"), and 100m (10.8).



MIKE WRIGHT

DEFENSIVE LINE



6-4 ★ 295 lbs ★ Born 3/1/82 ★ Years NFL/Patriots: Rookie
Acq: FA-05 ★ Cincinnati ★ Cincinnati, Ohio

PRO

Mike Wright was signed as an undrafted free agent by the New England Patriots on April 29, 2005.

COLLEGE

As a senior in 2004, led all defensive tackles with 42 stops, while recording six tackles for loss ... Tallied a career-high eight tackles against Army ... Made six total stops and a pair of tackles for loss in the win over South Florida ... Blocked a PAT against Miami (Ohio) that was returned for a defensive score ... Played in nine games, making six starts on the defensive line for the Bearcats in 2003 ... Finished the season with 32 tackles and 4.5 tackles for loss ... Named Cincinnati's newcomer of the year on defense ... Missed the entire 2002 campaign with a knee injury in the preseason ... Joined the Bearcats as a walk-on in 2001 and was redshirted after transferring from Ashland University ... In 2000, played on special teams in seven games in his only season at Ashland.

PERSONAL

Mike Wright was born on March 1, 1982 in Cincinnati, Ohio ... Son of Gary and Chris Wright ... All-state honoree as a senior at Purcell Marian High, playing for coach Tom Stickley ... Two-year starter at defensive end ... Named to the All-City team after helping lead the team to a league title his senior year ... Majored in criminal justice at Cincinnati.

2005 ROOKIE/FIRST-YEAR FREE AGENT ROSTER

Name	Pos.	Ht.	Wt.	Birthdate	College	Hometown	How Acq.
Anderson, Bryan	G	6-4	330	03/30/80	Pittsburgh	Philadelphia, Pa.	FA
Birmingham, DeCori	RB	5-10	210	11/22/82	Arkansas	Atlanta, Texas	FA
Bryant, Ricky	WR	6-0	185	03/24/81	Hofstra	Detroit, Mich.	FA-'04
Cassel, Matt	QB	6-4	222	05/17/82	Southern California	Northridge, Calif.	D7a
Chapman, Kory	RB	6-1	202	07/13/80	Jacksonville State	Batesville, Miss.	FA-'04
Charles, Earl	RB	6-1	215	09/11/82	Marshall	Brooklyn, N.Y.	FA
Claridge, Ryan	LB	6-2	254	04/12/81	Nevada-Las Vegas	Almont, Mich.	D5
Eckel, Kyle	FB	5-11	244	12/30/81	Navy	Haverford, Pa.	FA
Gould, Robbie	K	6-1	181	12/06/82	Penn State	Lock Haven, Pa.	FA
Hobbs, Ellis	CB	5-9	188	05/16/83	Iowa State	DeSoto, Texas	D3a
Jacobs, Joel	TE	6-3	250	10/28/80	Nebraska-Kearney	Mullen, Neb.	FA
Kaczur, Nick	T	6-4	319	07/28/79	Toledo	Brantford, Ontario	D3b
Kopp, Rhett	P	5-10	167	05/14/77	Carson-Newman	Athens, Ga.	FA
Krug, Ryan	G	6-4	304	06/07/82	Connecticut	Pine Beach, N.J.	FA
Mankins, Logan	OL	6-4	307	03/10/82	Fresno State	Catheys Valley, Calif.	D1
McGrew, Michael	WR	6-2	201	05/17/82	Virginia	Birmingham, Ala.	FA
McNeil, DeMarco	DL	6-1	301	12/15/79	Auburn	Eight Mile, Ala.	FA
Sanders, James	S	5-10	207	11/11/83	Fresno State	Porterville, Calif.	D4
Steen, Grant	LB	6-2	240	10/22/80	Iowa	Emmetsburg, Iowa	FA
Stokes, Andy	TE	6-5	245	06/02/81	William Penn	St. George, Utah	D7b
Thomas, Santonio	DL	6-4	308	07/02/81	Miami (Fla.)	Belle Glade, Fla.	FA
Torrey, Andre	LB	6-4	245	01/28/82	Arizona	Alameda, Calif.	FA
Ventrone, Raymond	S	5-10	200	10/21/82	Villanova	Pittsburgh, Pa.	FA
Wright, Mike	DL	6-4	295	03/01/82	Cincinnati	Cincinnati, Ohio	FA



2005 ALPHABETICAL ROSTER

#	NAME	POS	HT	WT	BORN	YR	COLLEGE	H.S. HOMETOWN
49	Alexander, Eric	LB	6-2	240	02/08/82	2	Louisiana State	Port Arthur, Texas
60	Anderson, Bryan	G	6-4	330	03/30/80	1	Pittsburgh	Philadelphia, Pa.
68	Ashworth, Tom	T	6-6	305	10/10/77	4	Colorado	Englewood, Colo.
96	Bailey, Rodney	DL	6-3	305	10/07/79	5	Ohio State	Cleveland, Ohio
48	Banta-Cain, Tully	LB	6-2	250	08/28/80	3	California	Sunnyvale, Calif.
44	Beisel, Monty	LB	6-3	238	08/20/78	5	Kansas State	Douglass, Kan.
43w	Birmingham, DeCori	RB	5-10	210	11/22/82	R	Arkansas	Atlanta, Texas
12	Brady, Tom	QB	6-4	225	08/03/77	6	Michigan	San Mateo, Calif.
83	Branch, Deion	WR	5-9	193	07/18/79	4	Louisville	Albany, Ga.
98	Brown, Chad	LB	6-2	245	07/12/70	13	Colorado	Altadena, Calif.
80	Brown, Troy	WR	5-10	196	07/02/71	13	Marshall	Blackville, S.C.
54	Bruschi, Tedy	LB	6-1	247	06/09/73	10	Arizona	Roseville, Calif.
19	Bryant, Ricky	WR	6-0	185	03/24/81	1	Hofstra	Detroit, Mich.
16	Cassel, Matt	QB	6-4	222	05/17/82	R	Southern California	Northridge, Calif.
32	Chapman, Kory	RB	6-1	202	07/13/80	1	Jacksonville State	Batesville, Miss.
41w	Charles, Earl	RB	6-1	215	09/11/82	R	Marshall	Brooklyn, N.Y.
58	Chatham, Matt	LB	6-4	250	06/28/77	6	South Dakota	Sioux City, Iowa
47b	Claridge, Ryan	LB	6-2	254	04/12/81	R	Nevada-Las Vegas	Almont, Mich.
34	Cobbs, Cedric	RB	6-0	225	01/09/81	2	Arkansas	Little Rock, Ark.
59	Coolvin, Rosevelt	LB	6-3	250	09/05/77	7	Purdue	Indianapolis, Ind.
6	Davey, Rohan	QB	6-2	245	04/14/78	4	Louisiana State	Miami, Fla.
51	Davis, Don	LB	6-1	235	12/17/72	10	Kansas	Olathe, Kan.
28	Dillon, Corey	RB	6-1	225	10/24/74	9	Washington	Seattle, Wash.
86	Dwight, Tim	WR	5-8	180	07/13/75	8	Iowa	Iowa City, Iowa
39	Eckel, Kyle	FB	5-11	244	12/30/81	R	Navy	Haverford, Pa.
42	Edwards, Antuan	S	6-1	210	05/26/77	7	Clemson	Starkville, Miss.
33	Faulk, Kevin	RB	5-8	202	06/05/76	7	Louisiana State	Carencro, La.
88	Fauria, Christian	TE	6-4	250	09/22/71	11	Colorado	Encino, Calif.
2	Flutie, Doug	QB	5-10	180	10/23/62	12	Boston College	Natick, Mass.
21	Gay, Randall	CB	5-11	186	05/05/82	2	Louisiana State	Brusly, La.
87	Givens, David	WR	6-0	215	08/16/80	4	Notre Dame	Humble, Texas
76	Gorin, Brandon	T	6-6	308	07/17/78	4	Purdue	Muncie, Ind.
3	Gould, Robbie	K	6-1	181	12/06/82	R	Penn State	Lock Haven, Pa.
82	Graham, Daniel	TE	6-3	257	11/16/78	4	Colorado	Denver, Colo.
97	Green, Jarvis	DL	6-3	290	01/12/79	4	Louisiana State	Donaldsonville, La.
37	Harrison, Rodney	S	6-1	220	12/15/72	12	Western Illinois	Chicago, Ill.
91	Hill, Marquise	DE	6-6	300	08/07/82	2	Louisiana State	New Orleans, La.
27	Hobbs, Ellis	CB	5-9	188	05/16/83	R	Iowa State	DeSoto, Texas
71	Hochstein, Russ	G	6-4	305	10/07/77	5	Nebraska	Hartington, Neb.
53	Izzo, Larry	LB	5-10	228	09/26/74	10	Rice	Houston, Texas
47w	Jacobs, Joel	TE	6-3	250	10/28/80	1	Nebraska-Kearney	Mullen, Neb.
18	James, Cedric	WR	6-1	197	03/19/79	2	Texas Christian	Fort Worth, Texas
81	Johnson, Bethel	WR	5-11	200	02/11/79	3	Texas A&M	Corsicana, Texas
52	Johnson, Ted	LB	6-4	253	12/04/72	11	Colorado	Alameda, Calif.
77	Kaczur, Nick	T	6-4	319	07/28/79	R	Toledo	Brantford, Ontario
99	Kelley, Ethan	DL	6-2	310	02/12/80	2	Baylor	Sugar Land, Texas
90	Klecko, Dan	DL/LB	5-11	275	01/12/81	3	Temple	Colts Neck, N.J.
5	Kopp, Rhett	P	5-10	167	05/14/77	1	Carson-Newman	Athens, Ga.
67	Koppen, Dan	C	6-2	296	09/12/79	3	Boston College	Whitehall, Pa.



2005 ALPHABETICAL ROSTER

69w	Krug, Ryan	G	6-4	304	06/07/82	R	Connecticut	Pine Beach, N.J.
65	Leyva, Victor	T	6-4	307	12/18/77	4	Arizona State	Porterville, Calif.
72	Light, Matt	T	6-4	305	06/23/78	5	Purdue	Greenville, Ohio
45	Mallard, Wesly	LB	6-1	230	11/21/78	4	Oregon	Columbus, Ga.
70	Mankins, Logan	OL	6-4	307	03/10/82	R	Fresno State	Catheys Valley, Calif.
55	McGinest, Willie	LB	6-5	270	12/11/71	12	Southern California	Long Beach, Calif.
15	McGrew, Michael	WR	6-2	201	05/17/82	R	Virginia	Birmingham, Ala.
63	McNeil, DeMarco	DL	6-1	301	12/15/79	1	Auburn	Pritchard, Ala.
8	Miller, Josh	P	6-4	225	07/14/70	10	Arizona	Rockaway, N.Y.
25	Morton, Chad	RB	5-8	203	04/04/77	6	Southern California	South Torrance, Calif.
64	Mruczkowski, Gene	G/C	6-2	305	06/06/80	3	Purdue	Cleveland, Ohio
61	Neal, Stephen	G	6-4	305	10/09/76	4	Cal State-Bakersfield	San Diego, Calif.
35	Pass, Patrick	FB	5-10	217	12/31/77	6	Georgia	Tucker, Ga.
66	Paxton, Lonie	LS	6-2	260	03/13/78	6	Sacramento State	Corona, Calif.
38	Poole, Tyrone	CB	5-8	188	02/03/72	10	Fort Valley State	LaGrange, Ga.
31	Poteat, Hank	CB	5-10	192	08/30/77	4	Pittsburgh	Harrisburg, Pa.
24	Reid, Dexter	S	5-11	203	03/18/81	2	North Carolina	Norfolk, Va.
62	Roehl, Jeff	T	6-4	300	05/18/80	2	Northwestern	Evergreen Park, Ill.
14	Sam, P.K.	WR	6-3	210	02/26/83	2	Florida State	Buford, Ga.
22	Samuel, Asante	CB	5-10	185	01/06/81	3	Central Florida	Ft. Lauderdale, Fla.
36	Sanders, James	S	5-10	207	11/11/83	R	Fresno State	Porterville, Calif.
17	Schifino, Jake	WR	6-1	201	11/15/79	3	Akron	Pittsburgh, Pa.
30	Scott, Chad	CB	6-1	202	09/06/74	9	Maryland	Capitol Heights, Md.
29	Scott, Guss	S	5-10	205	05/21/82	2	Florida	Jacksonville, Fla.
93	Seymour, Richard	DL	6-6	310	10/06/79	5	Georgia	Gadsden, S.C.
23	Starks, Duane	CB	5-10	174	05/23/74	8	Miami (Fla.)	Miami, Fla.
46b	Steen, Grant	LB	6-2	240	10/22/80	1	Iowa	Emmetsburg, Iowa
46w	Stokes, Andy	TE	6-5	245	06/02/81	R	William Penn	St. George, Utah
10	Terrell, David	WR	6-3	212	03/13/79	5	Michigan	Richmond, Va.
92	Thomas, Antonio	DL	6-4	308	07/02/81	R	Miami (Fla.)	Belle Glade, Fla.
43	Torrey, Andre	LB	6-4	245	01/28/82	R	Arizona	Alameda, Calif.
41b	Ventrone, Raymond	S	5-10	200	10/21/82	R	Villanova	Pittsburgh, Pa.
4	Vinatieri, Adam	K	6-0	202	12/28/72	10	South Dakota State	Rapid City, S.D.
50	Vrabel, Mike	LB	6-4	261	08/14/75	9	Ohio State	Akron, Ohio
94	Warren, Ty	DL	6-5	300	02/06/81	3	Texas A&M	Bryan, Texas
84	Watson, Benjamin	TE	6-3	253	12/18/80	2	Georgia	Rock Hill, S.C.
85	Weaver, Jed	TE	6-4	258	08/11/76	7	Oregon	Redmond, Ore.
75	Wilfork, Vince	DL	6-2	325	11/04/81	2	Miami (Fla.)	Boynton Beach, Fla.
26	Wilson, Eugene	DB	5-10	195	08/17/80	3	Illinois	Merrillville, Ind.
69b	Wright, Mike	DL	6-4	295	03/01/82	R	Cincinnati	Cincinnati, Ohio
74	Yates, Billy	G	6-2	305	04/15/80	2	Texas A&M	Fort Worth, Texas

HEAD COACH: BILL BELICHICK

ASSISTANTS: Joel Collier, Assistant Secondary; Brian Daboll, Wide Receivers; Ivan Fears, Running Backs; Pepper Johnson, Defensive Line; Eric Mangini, Defensive Coordinator; Pete Mangurian, Tight Ends; Josh McDaniels, Quarterbacks; Harold Nash, Assistant Strength and Conditioning; Matt Patricia, Assistant Offensive Line; Dean Pees, Linebackers; Dante Scarnecchia, Assistant Head Coach/Offensive Line; Brad Seely, Special Teams; Mike Woicik, Strength and Conditioning.



2005 NUMERICAL ROSTER

#	NAME	POS	HT	WT	AGE	YR	COLLEGE	HOW ACQ.	2004 P/S	Playoffs
2	Doug Flutie	QB	5-10	180	42	12	Boston College	FA (SD)-05	-/-/-	-/-/-
3	Robbie Gould	K	6-1	181	22	R	Penn State	FA-05	-/-/-	-/-/-
4	Adam Vinatieri	K	6-0	202	32	10	South Dakota State	FA-96	16/0/0/0	3/0/0/0
5	Rhett Kopp	P	5-10	167	28	1	Carson-Newman	FA-05	-/-/-	-/-/-
6	Rohan Davey	QB	6-2	245	27	4	Louisiana State	D4a-02	4/0/12/0	0/0/3/0
8	Josh Miller	P	6-4	225	34	10	Arizona	FA (PIT)-04	16/0/0/0	3/0/0/0
10	David Terrell	WR	6-3	212	26	5	Michigan	FA (CHI)-05	-/-/-	-/-/-
12	Tom Brady	QB	6-4	225	27	6	Michigan	D6b-00	16/16/0/0	3/3/0/0
14	P.K. Sam	WR	6-3	210	22	2	Florida State	D5-04	3/0/0/2	0/0/0/0
15	Michael McGrew	WR	6-2	201	23	R	Virginia	FA-05	-/-/-	-/-/-
16	Matt Cassel	QB	6-4	222	23	R	Southern California	D7a-05	-/-/-	-/-/-
17	Jake Schifino	WR	6-1	201	25	3	Akron	FA-05	-/-/-	-/-/-
18	Cedric James	WR	6-1	197	26	2	Texas Christian	FA-04	-/-/-	-/-/-
19	Ricky Bryant	WR	6-0	185	24	1	Hofstra	FA-04	-/-/-	-/-/-
21	Randall Gay	CB	5-11	186	23	2	Louisiana State	FA-04	15/9/0/1	3/3/0/0
22	Asante Samuel	CB	5-10	185	24	3	Central Florida	D4b-03	13/8/1/2	3/3/0/0
23	Duane Starks	CB	5-10	174	31	8	Miami (Fla.)	TR (ARZ)-05	-/-/-	-/-/-
24	Dexter Reid	S	5-11	203	24	2	North Carolina	D4a-04	13/2/0/3	3/0/0/0
25	Chad Morton	RB	5-8	203	28	6	Southern California	FA(WAS)-05	-/-/-	-/-/-
26	Eugene Wilson	DB	5-10	195	24	3	Illinois	D2a-03	15/14/0/1	3/3/0/0
27	Ellis Hobbs	CB	5-9	188	22	R	Iowa State	D3a-05	-/-/-	-/-/-
28	Corey Dillon	RB	6-1	225	30	9	Washington	TR (CIN)-04	15/14/0/1	3/3/0/0
29	Guss Scott	S	5-10	205	23	2	Florida	D3-04	0/0/0/0	0/0/0/0
30	Chad Scott	CB	6-1	202	30	9	Maryland	FA (PIT)-05	-/-/-	-/-/-
31	Hank Poteat	CB	5-10	192	27	4	Pittsburgh	FA (CAR)-04	-/-/-	3/0/0/0
32	Kory Chapman	RB	6-1	202	24	1	Jacksonville State	FA-04	-/-/-	-/-/-
33	Kevin Faulk	RB	5-8	202	29	7	Louisiana State	D2-99	11/1/0/5	3/0/0/0
34	Cedric Cobbs	RB	6-0	225	24	2	Arkansas	D4b-04	4/0/1/5	0/0/0/3
35	Patrick Pass	FB	5-10	217	27	6	Georgia	D7b-00	14/4/0/2	3/1/0/0
36	James Sanders	S	5-10	207	21	R	Fresno State	D4-05	-/-/-	-/-/-
37	Rodney Harrison	S	6-1	220	32	12	Western Illinois	FA (SD)-03	16/16/0/0	3/3/0/0
38	Tyrone Poole	CB	5-8	188	33	10	Fort Valley State	UFA (DEN)-03	5/4/0/8	0/0/0/0
39	Kyle Eckel	FB	5-11	244	23	R	Navy	FA-05	-/-/-	-/-/-
41w	Earl Charles	RB	6-1	215	22	R	Marshall	FA-05	-/-/-	-/-/-
41b	Raymond Ventrone	S	5-10	200	22	R	Villanova	FA-05	-/-/-	-/-/-
42	Antuan Edwards	S	6-1	210	28	7	Clemson	UFA(STL)-05	-/-/-	-/-/-
43w	DeCori Birmingham	RB	5-10	210	22	R	Arkansas	FA-05	-/-/-	-/-/-
43b	Andre Torrey	LB	6-4	245	23	R	Arizona	FA-05	-/-/-	-/-/-
44	Monty Beisel	LB	6-3	238	26	5	Kansas State	UFA (KC)-05	-/-/-	-/-/-
45	Wesly Mallard	LB	6-1	230	26	4	Oregon	FA (NYG)-05	-/-/-	-/-/-
46b	Grant Steen	LB	6-2	240	24	1	Iowa	FA-05	-/-/-	-/-/-
46w	Andy Stokes	TE	6-5	245	24	R	William Penn	D7b-05	-/-/-	-/-/-
47b	Ryan Claridge	LB	6-2	254	24	R	Nevada- Las Vegas	D5-05	-/-/-	-/-/-
47w	Joel Jacobs	TE	6-3	250	24	1	Nebraska-Kearney	FA-05	-/-/-	-/-/-
48	Tully Banta-Cain	LB	6-2	250	24	3	California	D7b-03	16/0/0/0	3/0/0/0
49	Eric Alexander	LB	6-2	240	22	2	Louisiana State	FA-04	3/0/0/0	0/0/0/0
50	Mike Vrabel	LB	6-4	261	29	9	Ohio State	UFA (PIT)-01	16/15/0/0	3/3/0/0
51	Don Davis	LB	6-1	235	32	10	Kansas	UFA (STL)-03	16/2/0/0	3/0/0/0
52	Ted Johnson	LB	6-4	253	32	11	Colorado	D2-95	16/15/0/0	3/2/0/0



2005 NUMERICAL ROSTER

53	Larry Izzo	LB	5-10	228	30	10	Rice	UFA (MIA)-01	16/0/0/0	3/0/0/0
54	Tedy Bruschi	LB	6-1	247	32	10	Arizona	D3-96	16/16/0/0	3/3/0/0
55	Willie McGinest	LB	6-5	270	33	12	Southern California	D1-94	16/16/0/0	3/3/0/0
58	Matt Chatham	LB	6-4	250	27	6	South Dakota	CW-00	5/0/0/6	3/0/0/0
59	Rosevelt Colvin	LB	6-3	250	27	7	Purdue	UFA (CHI)-03	16/1/0/0	3/1/0/0
60	Bryan Anderson	G	6-4	330	25	1	Pittsburgh	FA-05	-/-/-/-	-/-/-/-
61	Stephen Neal	G	6-4	305	28	4	Cal State-Bakersfield	FA-01	16/14/0/0	3/3/0/0
62	Jeff Roehl	T	6-4	300	25	2	Northwestern	FA-05	-/-/-/-	-/-/-/-
63	DeMarco McNeil	DL	6-1	301	25	1	Auburn	FA-05	-/-/-/-	-/-/-/-
64	Gene Mruczkowski	G/C	6-2	305	25	3	Purdue	FA-03	10/0/0/6	3/0/0/0
65	Victor Leyva	T	6-4	307	27	4	Arizona State	FA (CIN)-05	-/-/-/-	-/-/-/-
66	Lonie Paxton	LS	6-2	260	27	6	Sacramento State	FA-00	16/0/0/0	3/0/0/0
67	Dan Koppen	C	6-2	296	25	3	Boston College	D5-03	16/16/0/0	3/3/0/0
68	Tom Ashworth	T	6-6	305	27	4	Colorado	FA-01	6/6/0/1	0/0/0/0
69w	Ryan Krug	G	6-4	304	23	R	Connecticut	FA-05	-/-/-/-	-/-/-/-
69b	Mike Wright	DL	6-4	295	23	R	Cincinnati	FA-05	-/-/-/-	-/-/-/-
70	Logan Mankins	OL	6-4	307	23	R	Fresno State	D1-05	-/-/-/-	-/-/-/-
71	Russ Hochstein	G	6-4	305	27	5	Nebraska	FA-03	16/2/0/0	3/1/0/0
72	Matt Light	T	6-4	305	26	5	Purdue	D2-01	16/16/0/0	3/3/0/0
74	Billy Yates	G	6-2	305	25	2	Texas A&M	FA-04	-/-/-/-	0/0/0/1
75	Vince Wilfork	DL	6-2	325	24	2	Miami (Fla.)	D1a-04	16/6/0/0	3/1/0/0
76	Brandon Gorin	T	6-6	308	26	4	Purdue	FA-03	14/10/0/2	3/3/0/0
77	Nick Kaczur	T	6-4	319	25	R	Toledo	D3b-05	-/-/-/-	-/-/-/-
80	Troy Brown	WR	5-10	196	34	13	Marshall	D8-93	12/0/0/4	3/1/0/0
81	Bethel Johnson	WR	5-11	200	25	3	Texas A&M	D2b-03	13/1/0/3	3/0/0/0
82	Daniel Graham	TE	6-3	257	25	4	Colorado	D1-02	14/14/0/2	3/2/0/0
83	Deion Branch	WR	5-9	193	25	4	Louisville	D2-02	9/9/0/7	3/3/0/0
84	Benjamin Watson	TE	6-3	253	24	2	Georgia	D1b-04	1/1/0/1	0/0/0/0
85	Jed Weaver	TE	6-4	258	28	7	Oregon	FA (DEN)-04	10/1/2/2	0/0/0/3
86	Tim Dwight	WR	5-8	180	29	8	Iowa	FA-05	-/-/-/-	-/-/-/-
87	David Givens	WR	6-0	215	24	4	Notre Dame	D7b-02	15/12/0/1	3/3/0/0
88	Christian Fauria	TE	6-4	250	33	11	Colorado	UFA (SEA)-02	16/10/0/0	3/2/0/0
90	Dan Klecko	DL/LB	5-11	275	24	3	Temple	D4a-03	6/2/0/0	0/0/0/0
91	Marquise Hill	DE	6-6	300	22	2	Louisiana State	D2-04	1/0/2/13	0/0/1/2
92	Santonio Thomas	DL	6-4	308	24	R	Miami (Fla.)	FA-05	-/-/-/-	-/-/-/-
93	Richard Seymour	DL	6-6	310	25	5	Georgia	D1-01	15/15/0/1	1/0/0/2
94	Ty Warren	DL	6-5	300	24	3	Texas A&M	D1-03	16/16/0/0	3/2/0/0
96	Rodney Bailey	DL	6-3	305	25	5	Ohio State	RFA (PIT)-04	0/0/0/0	0/0/0/0
97	Jarvis Green	DL	6-3	290	26	4	Louisiana State	D4b-02	16/1/0/0	3/3/0/0
98	Chad Brown	LB	6-2	245	34	13	Colorado	FA (SEA)-05	-/-/-/-	-/-/-/-
99	Ethan Kelley	DL	6-2	310	25	2	Baylor	D7c-03	1/0/0/15	0/0/1/2

HEAD COACH: BILL BELICHICK

ASSISTANTS: Joel Collier, Assistant Secondary; Brian Daboll, Wide Receivers; Ivan Fears, Running Backs; Pepper Johnson, Defensive Line; Eric Mangini, Defensive Coordinator; Pete Mangurian, Tight Ends; Josh McDaniels, Quarterbacks; Harold Nash, Assistant Strength and Conditioning; Matt Patricia, Assistant Offensive Line; Dean Pees, Linebackers; Dante Scarnecchia, Assistant Head Coach/Offensive Line; Brad Seely, Special Teams; Mike Woicik, Strength and Conditioning.

Ages as of July 7, 2005

b-Blue Practice Jersey
w-White Practice Jersey

EXECUTIVES

FOOTBALL STAFF

2005 PLAYERS

2004 SEASON

HISTORY

RESULTS

RECORDS

PLAYOFF HISTORY

EXTRA POINTS



How the Patriots Were Built

YEAR	DRAFTES (36)	VETERAN FREE AGENTS (25)	WAIVERS (1) / TRADES (2)	ROOKIE AND FIRST-YEAR FREE AGENTS (26)
1993	Troy Brown (8)			
1994	Willie McGinest (1)			
1995	Ted Johnson (2)			
1996	Tedy Bruschi (3)			Adam Vinatieri (fa)
1997				
1998				
1999	Kevin Faulk (2)			
2000	Tom Brady (6b) Patrick Pass (7b)		Matt Chatham (fa) (cw-STL)	Lonie Paxton (fa)
2001	Richard Seymour (1) Matt Light (2)	Larry Izzo (fa) (MIA) Mike Vrabel (3) (PIT)		Tom Ashworth (fa) Stephen Neal (fa)
2002	Daniel Graham (1) Deion Branch (2) Rohan Davey (4a) Jarvis Green (4b) David Givens (7b)	Christian Fauria (2) (SEA)		Russ Hochstein (5)
2003	Ty Warren (1) Eugene Wilson (2a) Bethel Johnson (2b) Dan Klecko (D4a) Asante Samuel (4b) Dan Koppen (5) Tully Banta-Cain (7b) Ethan Kelley (7c)	Rosevelt Colvin (4) (CHI) Don Davis (fa) (STL) Brandon Gorin (7) (SD) Rodney Harrison (5) (SD) Tyrone Poole (1) (DEN)		Gene Mruczkowski (fa)
2004	Vince Wilfork (1a) Benjamin Watson (1b) Marquise Hill (2) Guss Scott (3) Dexter Reid (4a) Cedric Cobbs (4b) P.K. Sam (5)	Rodney Bailey (5) (PIT)^ Josh Miller (fa) (PIT) Hank Poteat (3) (CAR) Jed Weaver (7) (DEN) Billy Yates (fa) (MIA)	Corey Dillon (2) (tr-CIN)	Eric Alexander (fa) Randall Gay (fa)
2005	Logan Mankins (1) Ellis Hobbs (3a) Nick Kaczur (3b) James Sanders (4) Ryan Claridge (5) Matt Cassel (7a) Andy Stokes (7b)	Monty Beisel (4) (KC) Chad Brown (2) (SEA) Tim Dwight (4) (SD) Antuan Edwards (1) (STL) Doug Flutie (11) (SD) Victor Leyva (5) (CIN) Wesly Mallard (6) (NYG) Chad Morton (5) (WAS) Jeff Roehl (fa) (SEA) Jake Schifano (5) (TEN) Chad Scott (1) (PIT) David Terrell (1) (CHI)	Duane Starks (1) (tr-ARZ)	Bryan Anderson DeCori Birmingham Ricky Bryant Kory Chapman Earl Charles Kyle Eckel Robbie Gould Joel Jacobs Cedric James Rhett Kopp Ryan Krug Michael McGrew DeMarco McNeil Grant Steen Santonio Thomas Andre Torrey Raymond Ventrone Mike Wright

^ Restricted Free Agent

(#) - indicates round drafted

(fa) - indicates non-drafted free agents

VINCE LOMBARDI
TROPHY



**2004 SEASON
IN REVIEW**

SUPER BOWL XXXIX

AFC vs NFC

NEW ENGLAND PATRIOTS 24

PHILADELPHIA EAGLES 21



ALLTEL STADIUM, JACKSONVILLE
FEBRUARY 6, 2005

2004 FINAL REGULAR SEASON STANDINGS

AMERICAN FOOTBALL CONFERENCE

AFC East	W	L	T	Pct.	PF	PA	Hm	Rd	AFC	NFC	DIV
yz-New England	14	2	0	.875	437	260	8-0	6-2	10-2	4-0	5-1
x-N.Y. Jets	10	6	0	.625	333	261	6-2	4-4	7-5	3-1	3-3
Buffalo	9	7	0	.562	395	284	5-3	4-4	5-7	4-0	3-3
Miami	4	12	0	.250	275	354	3-5	1-7	2-10	2-2	1-5
AFC North	W	L	T	PCT	PF	PA	Hm	Rd	AFC	NFC	DIV
*yz-Pittsburgh	15	1	0	.938	372	251	8-0	7-1	11-1	4-0	5-1
Baltimore	9	7	0	.562	317	268	6-2	3-5	6-6	3-1	3-3
Cincinnati	8	8	0	.500	374	372	5-3	3-5	4-8	4-0	2-4
Cleveland	4	12	0	.250	276	390	3-5	1-7	3-9	1-3	2-4
AFC South	W	L	T	PCT	PF	PA	Hm	Rd	AFC	NFC	DIV
y-Indianapolis	12	4	0	.750	522	351	7-1	5-3	8-4	4-0	5-1
Jacksonville	9	7	0	.562	261	280	4-4	5-3	6-6	3-1	2-4
Houston	7	9	0	.438	309	339	3-5	4-4	6-6	1-3	4-2
Tennessee	5	11	0	.312	344	439	2-6	3-5	3-9	2-2	1-5
AFC West	W	L	T	PCT	PF	PA	Hm	Rd	AFC	NFC	DIV
y-San Diego	12	4	0	.750	446	313	7-1	5-3	9-3	3-1	5-1
x-Denver	10	6	0	.625	381	304	6-2	4-4	7-5	3-1	3-3
Kansas City	7	9	0	.438	483	435	4-4	3-5	6-6	1-3	3-3
Oakland	5	11	0	.312	320	442	3-5	2-6	3-9	2-2	1-5

NATIONAL FOOTBALL CONFERENCE

NFC East	W	L	T	PCT	PF	PA	Hm	Rd	AFC	NFC	DIV
*yz-Philadelphia	13	3	0	.812	386	260	7-1	6-2	2-2	11-1	6-0
N.Y. Giants	6	10	0	.375	303	347	3-5	3-5	1-3	5-7	3-3
Dallas	6	10	0	.375	293	405	4-4	2-6	1-3	5-7	2-4
Washington	6	10	0	.375	240	265	3-5	3-5	0-4	6-6	1-5
NFC North	W	L	T	PCT	PF	PA	Hm	Rd	AFC	NFC	DIV
y-Green Bay	10	6	0	.625	424	380	4-4	6-2	1-3	9-3	5-1
x-Minnesota	8	8	0	.500	405	395	5-3	3-5	3-1	5-7	3-3
Detroit	6	10	0	.375	296	350	3-5	3-5	1-3	5-7	2-4
Chicago	5	11	0	.312	231	331	2-6	3-5	1-3	4-8	2-4
NFC South	W	L	T	PCT	PF	PA	Hm	Rd	AFC	NFC	DIV
yz-Atlanta	11	5	0	.688	340	337	7-1	4-4	3-1	8-4	4-2
New Orleans	8	8	0	.500	348	405	3-5	5-3	2-2	6-6	3-3
Carolina	7	9	0	.438	355	339	3-5	4-4	1-3	6-6	3-3
Tampa Bay	5	11	0	.312	301	304	4-4	1-7	1-3	4-8	2-4
NFC West	W	L	T	PCT	PF	PA	Hm	Rd	AFC	NFC	DIV
y-Seattle	9	7	0	.562	371	373	5-3	4-4	1-3	8-4	3-3
x-St. Louis	8	8	0	.500	319	392	6-2	2-6	1-3	7-5	5-1
Arizona	6	10	0	.375	284	322	5-3	1-7	1-3	5-7	2-4
San Francisco	2	14	0	.125	259	452	1-7	1-7	0-4	2-10	2-4

x-clinched playoff berth/y-clinched division title/z-clinched first-round bye/*-home field advantage throughout playoffs

2004 POSTSEASON RESULTS

AFC WILD CARD ROUND

Sat., Jan. 8 N.Y. Jets 20.....at San Diego 17 (OT)
Sun., Jan. 9 at Indianapolis 49.....Denver 24

AFC DIVISIONAL ROUND

Sat., Jan. 15 at Pittsburgh 20N.Y. Jets 17 (OT)
Sun., Jan. 16 at New England 20.....Indianapolis 3

AFC CHAMPIONSHIP GAME

Sun., Jan. 23 New England 41at Pittsburgh 27

NFC WILD CARD ROUND

Sat., Jan. 8 St. Louis 27at Seattle 20
Sun., Jan. 9 Minnesota 31at Green Bay 17

NFC DIVISIONAL ROUND

Sat., Jan. 15 at Atlanta 47St. Louis 17
Sun., Jan. 16 at Philadelphia 27Minnesota 14

NFC CHAMPIONSHIP GAME

Sun., Jan. 23 at Philadelphia 27Atlanta 10

SUPER BOWL XXXIX - at Jacksonville, February 6, 2005

New England 24, Philadelphia 21

THE PATRIOTS 2004 RECORD WHEN...

Overall Record	14-2
Home	8-0
Away	6-2

By Month

September	2-0
October	4-1
November	4-0
December	3-1
January	1-0

vs. AFC

East	5-1
West	1-0
North	3-1
South	1-0

vs. NFC

East	0-0
West	4-0
North	0-0
South	0-0

Playing Conditions

On Grass	11-2
On Artificial Turf	3-0
Outdoors	13-2
Indoors	1-0

In Overtime	0-0
-------------------	-----

Scoring First	13-2
Leading at the Half	10-1
Tied at the Half	3-0
Trailing at the Half	1-1

Leading After 3 Qtrs	13-1
Tied after 3 Qtrs	1-0
Trailing after 3 Qtrs	0-1

Outcomes of 7 pts or less	3-1
Outcomes of 3 pts or less	1-1

Patriots Outgain Opposition	9-1
Patriots Out-Rush Opposition	11-1
Patriots Out-Pass Opposition	8-0

+ Turnover Margin	9-0
- Turnover Margin	2-2
Even Turnover Margin	3-0

With 100-yard Rusher	8-1
With 300-yard Passer	2-0
With 100-yard Receiver	6-0

Opponent 100-yard Rusher	2-1
Opponent 300-yard Passer	2-0
Opponent 100-yard Receiver	7-0

Win Opening Coin Toss	7-1
Lose Opening Coin Toss	7-1
Win OT Coin Toss	0-0
Lose OT Coin Toss	0-0

2004 PATRIOTS WEEKLY NFL RANKINGS

Week	NFL RANKINGS						AFC RANKINGS					
	OFFENSE			DEFENSE			OFFENSE			DEFENSE		
	Total	Rush	Pass	Total	Rush	Pass	Total	Rush	Pass	Total	Rush	Pass
1	10	25	2	30	30t	23	4	14	1	16	14t	14
2	5	12	4	14	25	10	3	7	1	8	14	5
3	5	8	6	14	23	9	3	6	2	8	12	6
4	3	11	5	13	22	9	2	8	2	7	11	6
5	11	12t	13	10	16	11	5	9	6	6	9	8
6	12	12	12	19	16	22	5	9	4	10	10	12
7	11	11	14	12	14	17	5	8	5	8	9	9
8	14	19	14	19	25	15	7	10	7	9	13	8
9	14	17	14	19	21	19	8	10	7	10	13	8
10	10	12	14	11	13	11	5	8	6	8	9	7
11	9	12	12	14t	11	20	4	8	6	11	8	11
12	9	12	11	9	8	13	5	8	6	7	6	8
13	9	8	12t	9	6	15	4	6	6	7	5	9
14	9	8	11	11	9	17	4	6	5	8	8	10
15	10	7	13	9	5	16	5	6	6	7	4	9
16	8	8	13	9	4	16	4	6	6	7	3	9
17	7	7	11	9	6	17	4	6	6	7	5	10

2004 FINAL REGULAR SEASON OFFENSIVE STATISTICS

Head Coach: Bill Belichick (14-2) • First in AFC-East • Home Stadium: Gillette Stadium

DATE	W/L	SCORE	OPPONENT	ATTENDANCE	RUSHING	NO	YDS	AVG	LG	TD	PUNT RETURNS	No	FC	Yds	Avg	Lg	TO
09/09	W	27-24	Indianapolis	68,756	Dillon	345	1635	4.7	44	12	Faulk	20	11	133	6.7	16	0
09/14	W	23-12	at Arizona	51,557	Faulk	54	255	4.7	20	2	Brown	12	3	83	6.9	23	0
BYE WEEK					Pass	39	141	3.6	19	0	B. Johnson	4	1	8	2.0	6	0
10/03	W	31-17	at Buffalo	72,699	Cobb	22	50	2.3	13	0	Poole	2	0	6	3.0	6	0
10/10	W	24-10	at Miami	68,786	Brady	43	28	0.7	10	0	Branch	1	0	0	0.0	0	0
10/17	W	30-20	Seattle	68,756	Abdullah	13	13	1.0	5	1	Gay	1	0	0	0.0	0	0
10/24	W	13-7	New York Jets	68,766	B. Johnson	2	8	4.0	11	0	Team	40	15	230	5.8	23	0
10/31	L	20-34	at Pittsburgh	64,737	Patten	1	5	5.0	5	0	Opponents	31	7	365	11.8	71	1
11/07	W	40-22	at St. Louis	66,107	Izzo	1	0	0.0	0	0							
11/14	W	29-6	Buffalo	68,756	Davey	4	-1	-2	3	0							
11/22	W	27-19	at Kansas City	78,431	Team	524	2134	4.1	44	15	KICK RETURNS	No	Yds	Avg	Lg	TO	
11/28	W	24-3	Baltimore	68,756	Opponents	405	1572	3.9	34	9	B. Johnson	41	1016	24.8	93	1	
12/05	W	42-15	at Cleveland	73,023							Pass	6	115	19.2	24	0	
12/12	W	25-28	Cincinnati	68,756							Faulk	4	73	18.3	24	0	
12/20	L	28-29	at Miami	73,629							Kasper	3	61	20.3	21	0	
12/26	W	23-7	at New York Jets	77,795							Banta-Cain	1	21	21.0	21	0	
01/02	W	21-7	San Francisco	68,756													

Team Statistics

	PATS	OPP
TOTAL FIRST DOWNS	344	290
Rushing	120	83
Passing	193	177
Penalty	31	30
3rd Down: Made/Att	93/206	81/209
3rd Down Pct.	45.1	38.8
4th Down: Made/Att	4/10	13/30
4th Down Pct.	40.0	43.3
POSSESSION AVG.	31:22	28:38
TOTAL NET YARDS	5722	4972
Avg. Per Game	357.6	310.8
Total Plays	1035	988
Avg. Per Play	5.5	5.0
NET YARDS RUSHING	2134	1572
Avg. Per Game	133.4	98.3
Total Rushes	524	405
NET YARDS PASSING	3588	3400
Avg. Per Game	224.3	212.5
Sacked/Yards Lost	26/162	45/311
Gross Yards	3750	3711
Att./Completions	485/293	538/315
Completion Pct.	60.4	58.6
Had Intercepted	14	20
PUNTS/AVERAGE	56/42.9	69/41.5
NET PUNTING AVG.	56/33.7	69/36.8
PENALTIES/YARDS	101/822	118/1014
FUMBLES/BALL LOST	24/13	31/16
TOUCHDOWNS	49	31
Rushing	15	9
Passing	29	18
Returns	5	4
Score by Periods	1 2 3 4 OT Total	0 0 0 0 0 Total
Team	87 159 102 89 0	47 106 106 106 0
OPPONENTS	55 94 45 66 0	260 260 260 260 260

	NO	YDS	AVG	LG	TD
INTERCEPTIONS	NO	YDS	AVG	LG	TD
Wilson	4	51	12.8	24	0
Bruschi	3	70	23.3	36	0
Brown	3	22	7.3	17	0
Gay	2	23	11.5	13	0
Harrison	2	12	6.0	12	0
Samuel	1	34	34.0	34	1
McGinest	1	27	27.0	27	0
Phifer	1	26	26.0	26	0
Poole	1	21	21.0	21	0
Banta-Cain	1	4	4.0	4	0
Law	1	0	0.0	0	0
Team	20	290	14.5	36	1
Opponents	14	242	17.3	65	1

	TD	RU	PA	RI	PAT	FG	S	TP
SCORING	TD	RU	PA	RI	PAT	FG	S	TP
Dillon	0	0	0	0	48/48	31/33	0	141
Graham	7	12	1	0	0	0	0	80
Patten	7	0	7	0	0	0	0	42
Branch	4	0	7	0	0	0	0	24
Faulk	3	2	1	0	0	0	0	18
Givens	3	0	3	0	0	0	0	18
Fauria	2	0	2	0	0	0	0	12
B. Johnson	2	0	1	0	0	0	0	12
Vrabel	2	0	2	0	0	0	0	12
Abdullah	1	1	0	0	0	0	0	6
Brown	1	0	1	0	0	0	0	6
Gay	1	0	0	1	0	0	0	6
Green	1	0	0	1	0	0	0	6
Samuel	1	0	0	1	0	0	0	6
Seymour	1	0	0	1	0	0	0	6
Team	49	15	29	5	48/48	31/33	0	437
Opponents	31	9	18	4	23/23	15/18	0	260

2-R. Conversions: TEAM 1-1 (Dillon), OPP. 3-8

PASSING	ATT	CMP	YARDS	CMP%	YDS/ATT	TD%	INT	INT%	LG	SK/YDS	RATING
Brady	474	288	3692	60.8	7.79	28	5.9	14	3.0	50	26/162
Davey	10	4	54	40.0	5.40	0	0	0	0	0	57.9
Vinatieri	1	1	4	100.0	4.00	1	100.0	0	0	41	0/0
Team	485	293	3750	60.4	7.73	29	6.0	14	2.9	50	26/162
Opponents	538	315	3711	58.6	6.90	18	3.3	20	3.7	65	45/311

Pro Bowl (5): QB Tom Brady (2), LB Tedy Bruschi (1), SpT Larry Izzy (3), DL Richard Seymour (3), K Adam Vinatieri (2).

2004 Coaching Staff: Romeo Crennel, Defensive Coordinator, Brian Daboll, Wide Receivers; Jeff Davidson, Assistant Offensive Line/Tight Ends; Ivan Fears, Running Backs; Pepper Johnson, Defensive Line; Eric Mangini, Defensive Backs; Josh McDaniels, Quarterbacks; Matt Patricia, Coaching Assistant; Markus Paul, Assistant Strength and Conditioning; Dean Pees, Linebackers; Dante Scarnecchia, Assistant Head Coach/Offensive Line; Brad Seely, Special Teams; Cory Undlin, Coaching Assistant; Charlie Weis, Offensive Coordinator; Mike Woicik, Strength and Conditioning.

2004 FINAL REGULAR SEASON DEFENSIVE STATISTICS

DEFENSIVE STATISTICS

SPECIAL TEAMS

NAME	TT	UT	A	S/	YL	Int/	Yds	PD	FF	FR	TT	UT	A	FF	FR	B
Rodney Harrison.....	138	96	42	3.0	33.0	2	12	8	3	-	12	6	6	-	-	-
Tedy Bruschi.....	128	84	44	3.5	35.0	3	70	6	3	-	4	3	1	-	-	-
Ted Johnson.....	112	74	38	1.0	10.0	-	-	1	1	-	-	-	-	-	-	-
Mike Vrabel.....	76	59	17	5.5	48.5	-	-	3	-	-	5	4	1	-	-	-
Eugene Wilson.....	67	51	16	-	-	4	51	7	3	2	4	2	2	-	-	-
Richard Seymour.....	67	37	30	5.0	30.0	-	-	1	1	1	-	-	-	-	-	-
Ty Warren.....	64	46	18	3.5	22.5	-	-	1	2	-	-	-	-	-	-	-
Willie McGinest.....	61	43	18	9.5	55.5	1	27	6	2	1	-	-	-	-	-	-
Vince Wilfork.....	57	35	22	2.0	11.0	-	-	3	-	2	-	-	-	-	-	-
Roman Phifer.....	50	34	16	1.5	9.5	1	26	2	-	1	-	-	-	-	-	-
Randall Gay.....	38	34	4	-	-	2	23	6	-	2	-	-	-	-	-	-
Rosevelt Colvin.....	38	20	18	5.0	30.5	-	-	1	1	-	-	-	-	-	-	-
Asante Samuel.....	34	32	2	-	-	1	34	12	2	-	-	-	-	-	-	-
Keith Traylor.....	33	23	10	-	-	-	-	-	-	-	-	-	-	-	-	-
Jarvis Green.....	28	18	10	4.0	22.0	-	-	1	1	3	-	-	-	-	-	-
Ty Law.....	26	25	1	-	-	1	0	3	-	-	-	-	-	-	-	-
Troy Brown.....	17	15	2	-	-	3	22	5	-	-	0	0	0	1	-	-
Tyrone Poole.....	17	14	3	-	-	1	21	3	-	-	19	7	12	-	-	-
Don Davis.....	17	11	6	-	-	-	-	1	-	-	2	2	0	-	-	-
Earthwind Moreland.....	13	13	0	-	-	-	-	-	1	-	23	15	8	-	-	-
Tully Banta-Cain.....	11	6	5	1.5	3.5	1	4	1	-	1	16	10	6	-	-	-
Dexter Reid.....	9	4	5	-	-	-	-	2	1	1	28	18	10	-	-	-
Larry Izzo.....	1	1	0	-	-	-	-	-	-	-	11	8	3	-	-	-
Patrick Pass.....	1	1	0	-	-	-	-	-	-	-	-	-	-	-	-	-
Ethan Kelley.....	1	1	0	-	-	-	-	-	-	-	13	7	6	-	-	-
Je'Rod Cherry.....	1	0	1	-	-	-	-	-	-	-	11	7	4	-	-	-
Rabih Abdullah.....	0	0	0	-	-	-	-	-	-	-	6	2	4	-	-	-
Matt Chatham.....	0	0	0	-	-	-	-	-	-	-	6	2	4	-	-	-
Justin Kurpeikis.....	0	0	0	-	-	-	-	-	-	-	4	2	2	-	-	-
Shawn Mayer.....	0	0	0	-	-	-	-	-	-	-	4	2	2	-	-	-
Kevin Kasper.....	0	0	0	-	-	-	-	-	-	-	3	2	1	-	-	-
Dan Klecko.....	0	0	0	-	-	-	-	-	-	-	2	2	0	-	-	-
Adam Vinatieri.....	0	0	0	-	-	-	-	-	-	-	2	1	1	-	-	-
Cedric Cobbs.....	0	0	0	-	-	-	-	-	-	-	2	1	1	-	-	-
Eric Alexander.....	0	0	0	-	-	-	-	-	-	-	1	0	1	-	-	-
David Givens.....	0	0	0	-	-	-	-	-	-	-	1	0	1	-	-	-
Lonie Paxton.....	0	0	0	-	-	-	-	-	-	-	1	0	1	1	-	-
Totals	1105	777	328	45.0	311.0	20	290	73	20	15	179	103	76	2	0	0

2004 MISCELLANEOUS STATISTICS

FUMBLES - LOST (24-13)

MISC. OFFENSIVE STATS

Player	No.	Lost	Rec.	O.B.
Tom Brady.....	7	5	1	0
Corey Dillon.....	5	4	1	0
Kevin Faulk.....	2	1	1	0
Deion Branch.....	1	1	1	0
Dan Klecko.....	1	1	0	0
Cedric Cobbs.....	1	1	0	0
Troy Brown.....	1	0	1	1
Randall Gay.....	1	0	0	0
Patrick Pass.....	1	0	0	0
Tyrone Poole.....	1	0	0	1
Bethel Johnson.....	2	0	1	1
Dan Koppen.....	1	0	0	1
Christian Fauria.....	0	0	1	0
Totals	24	13	7	4

Player	Tkl	Ast	FF	FR
David Givens.....	5	0	0	0
Stephen Neal.....	4	0	0	0
Daniel Graham.....	3	0	0	0
Kevin Faulk.....	2	0	1	0
Tom Brady.....	2	0	0	0
David Patten.....	2	0	0	0
Kevin Kasper.....	1	0	0	0
Dan Koppen.....	1	0	0	0
Bethel Johnson.....	1	0	0	0
Totals	21	0	1	0

2004 FINAL POSTSEASON STATISTICS

DATE	W/L	SCORE	OPPONENT	ATTENDANCE
01/16	W	20-3	Indianapolis	68,756
01/23	W	41-27 at	Pittsburgh	65,242
02/06	W	24-21	Philadelphia	78,125

SCORING	TD	Ru	Pa	Rt	PAT	FG	S	TP
Vinatieri	0	0	0	0	10/10	5/5	0	25
Givens	3	0	3	0			0	18
Branch	2	1	1	0			0	12
Dillon	2	2	0	0			0	12
Brady	1	1	0	0			0	6
Harrison	1	0	0	1			0	6
Vrabel	1	0	1	0			0	6
Team	10	4	5	1	10/10	5/5	0	85
Opponents	6	1	5	0	6/6	3/3	0	51

INTERCEPTIONS	NO	YDS	AVG	LG	TD
Harrison	4	101	25.3	87t	1
Wilson	2	0	0.0	0	0
Bruschi	1	0	0.0	0	0
Team	7	101	14.4	87t	1
Opponents	0	0	0.0	0	0

Team Statistics

	PATS	OPP
TOTAL FIRST DOWNS	60	61
Rushing	24	12
Passing	32	46
Penalty	4	3
3rd Down: Made/Att	17/39	19/40
3rd Down Pct.	43.6	47.5
4th Down: Made/Att	1/1	1/2
4th Down Pct.	100.0	50.0
POSSESSION AVG.	32:36	27:24
TOTAL NET YARDS	978	1033
Avg. Per Game	326.0	344.3
Total Plays	187	192
Avg. Per Play	5.2	5.4
NET YARDS RUSHING	448	254
Avg. Per Game	149.3	84.7
Total Rushes	99	69
NET YARDS PASSING	530	779
Avg. Per Game	176.7	259.7
Sacked/Yards Lost	7/57	6/42
Gross Yards	587	821
Att./Completions	81/55	117/71
Completion Pct.	67.9	60.7
Had Intercepted	0	7
PUNTS/AVERAGE	16/42.0	14/41.9
NET PUNTING AVG.	16/35.8	14/37.6
PENALTIES/YARDS	13/87	9/99
FUMBLES/BALL LOST	2/1	7/4
TOUCHDOWNS	10	6
Rushing	4	1
Passing	5	5
Returns	1	0

2-Pl. Conversions: TEAM 0-0, OPPONENTS 0-0

RUSHING	NO	YDS	AVG	LG	TD
Dillon	65	292	4.5	42	2
Faulk	22	114	5.2	17	0
Branch	3	41	13.7	23t	1
Brady	7	3	0.4	3	0
Pass	1	0	0.0	0	1
Givens	1	-2	-2.0	-2	0
Team	99	448	4.5	42	4
Opponents	69	254	3.7	25	1

RECEIVING	NO	YDS	AVG	LG	TD
Branch	16	264	16.5	60t	1
Givens	12	104	8.7	18	3
Dillon	9	53	5.9	16	0
Brown	5	41	8.2	12	0
Faulk	3	38	12.7	14	0
Graham	3	16	5.3	10	0
Fauria	2	26	13.0	17	0
Patten	2	20	10.0	12	0
Pass	1	14	14.0	14	0
B. Johnson	1	9	9.0	9	0
Vrabel	1	2	2.0	2t	1
Team	55	587	10.7	60t	5
Opponents	71	821	11.6	40	5

PUNTING	No	Yds	Avg	Net TB	In20	Lg	Blk
Jo. Miller	16	672	42.0	35.8	2	6	52
Team	16	672	42.0	35.8	2	6	52
Opp.	14	587	41.9	37.6	0	5	54

Sacks: Vrabel 2.0, Bruschi 1.0, Green 1.0, Harrison 1.0, Seymour 1.0 **Team 6.0, Opponents 7.0**

PUNT RETURNS	No	FC	Yds	Avg	Lg	TD
Brown	7	3	46	6.6	20	0
B. Johnson	1	0	14	14.0	14	0
Team	8	3	60	7.5	20	0
Opponents	6	2	59	9.8	22	0

KICK RETURNS	No	Yds	Avg	Lg	TD
B. Johnson	6	134	22.3	29	0
Pass	2	34	17.0	17	0
Bruschi	1	15	15.0	15	0
Team	9	183	20.3	29	0
Opponents	17	287	16.9	32	0

FIELD GOALS	1-19	20-29	30-39	40-49	50+
Vinatieri	0/0	2/2	2/2	1/1	0/0
Team	0/0	2/2	2/2	1/1	0/0
Opponents	0/0	2/2	0/0	1/1	0/0

Vinatieri:(24G, 31G) (48G, 31G) (22G)
Opponents:(23G) (43G, 20G) ()

PASSING	ATT	CMP	YARDS	CMP%	YDS/ATT	TD	TD%	INT	INT%	LG	SK/YDS	RTG
Brady	81	55	587	67.9	7.25	5	6.2	0	0.0	60t	7/57	109.4
Team	81	55	587	67.9	7.25	5	6.2	0	0.0	60t	7/57	109.4
Opponents	117	71	821	60.7	7.02	5	4.3	7	6.0	40	6/42	71.2

DEFENSIVE STATISTICS

SPECIAL TEAMS

NAME	TT	UT	A	S/L	YL	Int/Yds	PD	FF	FR	TT	UT	A	FF	FR	B
Rodney Harrison	27	23	4	1.0	1.0	4	101	4	1	-	3	3	0	-	-
Tedy Bruschi	23	18	5	1.0	10.0	1	0	1	1	2	1	1	0	-	-
Randall Gay	18	16	2	-	-	-	1	1	-	-	-	-	-	-	-
Mike Vrabel	18	13	5	2.0	24.0	-	-	1	1	-	-	-	-	-	-
Asante Samuel	11	10	1	-	-	-	4	-	-	-	-	-	-	-	-
Ty Warren	11	8	3	-	-	-	-	-	-	-	-	-	-	-	-
Ted Johnson	11	6	5	-	-	-	-	2	-	-	-	-	-	-	-
Willie McGinest	7	5	2	-	-	-	-	-	-	-	-	-	-	-	-
Jarvis Green	7	4	3	1.0	1.0	-	-	1	-	-	-	-	-	-	-
Roman Phifer	6	6	0	-	-	-	-	-	-	-	-	-	-	-	-
Troy Brown	6	4	2	-	-	-	-	-	-	-	-	-	-	-	-
Eugene Wilson	6	3	3	-	-	2	0	3	1	2	2	0	-	-	-
Dexter Reid	4	3	1	-	-	-	-	-	1	4	3	1	-	-	-
Hank Poteat	3	3	0	-	-	-	1	-	-	-	-	-	-	-	-
Vince Wilfork	3	2	1	-	-	-	-	-	-	-	-	-	-	-	-
Rosevelt Colvin	3	2	1	-	-	-	-	-	-	-	-	-	-	-	-
Richard Seymour	2	2	0	1.0	6.0	-	2	-	-	-	-	-	-	-	-
Keith Traylor	2	1	1	-	-	-	-	-	-	-	-	-	-	-	-
Je'Rod Cherry	1	1	0	-	-	-	-	-	-	4	3	1	-	-	-
Matt Chatham	0	0	0	-	-	-	-	-	-	5	2	3	-	-	-
Rabih Abdullah	0	0	0	-	-	-	-	-	-	3	3	0	-	-	-
Larry Izzo	0	0	0	-	-	-	-	-	-	2	2	0	-	-	-
Tully Banta-Cain	0	0	0	-	-	-	-	-	-	2	1	1	-	-	-
Patrick Pass	0	0	0	-	-	-	-	-	-	1	0	1	-	-	-
Lonie Paxton	0	0	0	-	-	-	-	-	-	1	0	1	-	-	-
Totals	169	130	39	6.0	42.0	7	101	18	6	4	28	20	8	0	0

2004 GAME-BY-GAME TEAM OFFENSE

OFFENSE		FIRST DOWNS				NET OFFENSE		RUSHING			PASSING				PENALTY		PUNTS			
DATE	OPPONENT	TOTAL	Ru	Pa	Pn	Yds	Plays	Yds	Att	Avg	Net	S/YL	Gross	Att-Cmp	Pct	TD-Int	No	Yds	No	Avg
09/09	Indianapolis	22	3	18	1	402	57	82	17	4.8	320	2/15	335	38-26	68.4%	3-1	8	55	3	47.3
09/19	at Arizona	24	10	12	2	379	70	172	42	4.1	207	2/12	219	26-15	57.7%	2-2	12	79	3	45.7
10/03	at Buffalo	21	5	13	3	397	56	99	26	3.8	298	0/0	298	30-17	56.7%	2-0	10	77	4	49.5
10/10	Miami	14	3	7	4	204	58	135	38	3.6	69	1/7	76	19-7	36.8%	2-1	7	55	5	43.2
10/17	Seattle	20	8	12	0	362	64	138	33	4.2	224	1/7	231	30-19	63.3%	1-1	6	46	2	40.5
10/24	N.Y. Jets	21	6	12	3	343	61	133	29	4.6	210	3/20	230	29-20	69.0%	1-0	6	53	3	36.7
10/31	at Pittsburgh	19	0	17	2	248	53	5	6	0.8	243	4/28	271	43-25	58.1%	2-2	6	55	3	52.3
11/07	at St. Louis	22	7	14	1	376	66	147	32	4.6	229	2/9	238	32-19	59.4%	3-0	7	48	2	45.5
11/14	Buffalo	25	11	12	2	428	82	208	45	4.6	220	2/13	233	35-19	54.3%	2-1	5	44	3	46.7
11/22	at Kansas City	21	7	12	2	407	59	98	32	3.1	309	1/6	315	26-17	65.4%	1-0	4	25	2	43.5
11/28	Baltimore	18	8	7	3	314	72	144	41	3.5	170	1/2	172	30-15	50.0%	0-0	10	97	8	32.1
12/05	at Cleveland	27	16	9	2	412	78	225	50	4.5	187	2/14	201	26-14	53.8%	1-1	7	60	3	33.7
12/12	Cincinnati	22	10	12	0	351	56	94	29	3.2	257	1/3	260	26-18	69.2%	2-0	2	13	3	54.0
12/20	at Miami	24	11	9	4	322	69	166	38	4.4	156	2/15	171	29-18	62.1%	3-4	4	53	4	42.8
12/26	at N.Y. Jets	21	7	13	1	372	71	114	38	3	258	1/6	264	32-21	65.6%	2-0	3	25	4	36.8
01/02	San Francisco	23	8	14	1	405	63	174	28	6.2	231	1/5	236	34-23	67.6%	2-1	4	37	4	38.3
SEASON TOTALS		344	120	193	31	5722	1035	2134	524	4.1	3588	26/162	3750	485-293	60.4%	29-14	101	822	56	42.0
01/16	Indianapolis	21	11	9	1	325	69	210	39	5.4	115	3/29	144	27-18	66.7%	1-0	5	35	5	39.0
01/23	at Pittsburgh	18	7	9	2	322	55	126	32	3.9	196	2/11	207	21-14	66.7%	2-0	1	5	4	40.3
02/06	^ Philadelphia	21	6	14	1	331	63	112	28	4	219	2/17	236	33-23	69.7%	2-0	7	47	7	45.1
PLAYOFF TOTALS		60	24	32	4	978	187	448	99	4.5	530	7/57	587	81-55	67.9%	5-0	13	87	16	42.0

^ Super Bowl XXXIX in Jacksonville, Fla.

2004 GAME-BY-GAME TEAM DEFENSE

DEFENSE	FIRST DOWNS					NET OFFENSE			RUSHING			PASSING				PENALTY		PUNTS		
	TOTAL	Ru	Pa	Pn	Yds	Plays	Yds	Att	Avg	Net	S/YL	Gross	Alt-Cmp	Pct	TD-Int	No	Yds	No	Avg	
09/09	Indianapolis	28	13	11	4	446	72	202	42	4.8	244	1/12	256	29-16	55.2%	2-1	3	20	2	41.0
09/19	at Arizona	14	2	7	5	167	50	50	16	3.1	117	5/43	160	29-13	44.8%	0-2	6	43	4	45.0
10/03	at Buffalo	18	7	9	2	337	63	123	27	4.7	214	6/33	247	30-18	60.0%	1-1	11	94	5	51.2
10/10	Miami	18	2	12	4	295	72	67	26	2.6	228	3/29	257	43-21	48.8%	1-1	12	86	3	40.0
10/17	Seattle	23	3	18	2	443	74	102	21	4.9	341	3/8	349	50-27	54.0%	0-2	6	50	3	38.0
10/24	N.Y. Jets	15	6	8	1	268	57	106	27	3.9	162	0/0	162	30-19	63.3%	0-0	6	37	4	33.8
10/31	at Pittsburgh	25	12	11	2	417	73	221	49	4.5	196	0/0	196	24-18	75.0%	2-0	9	90	4	44.3
11/07	at St. Louis	21	6	13	2	340	57	81	19	4.3	259	5/26	285	33-23	69.7%	2-1	10	80	4	42.5
11/14	Buffalo	8	2	5	1	125	41	50	17	2.9	75	3/6	81	21-9	42.9%	0-4	2	48	5	48.0
11/22	at Kansas City	20	5	15	0	417	66	64	20	3.2	353	4/28	381	42-27	64.3%	2-1	7	50	3	31.7
11/28	Baltimore	8	3	5	0	124	59	77	20	3.9	47	4/46	93	35-15	42.9%	0-1	10	106	10	44.4
12/05	at Cleveland	16	4	9	3	287	55	46	17	2.7	241	3/36	277	35-20	57.1%	2-2	7	84		36.8
12/12	Cincinnati	26	7	19	0	478	68	150	31	4.8	328	0/0	328	37-27	73.0%	3-2	9	75	2	30.5
12/20	at Miami	18	6	10	2	231	59	52	20	2.6	179	4/19	198	35-22	62.9%	1-0	9	67	6	45.7
12/26	at N.Y. Jets	17	2	14	1	279	57	46	18	2.6	233	3/19	252	36-22	61.1%	1-2	4	20	5	31.4
01/02	San Francisco	15	3	11	1	318	65	135	35	3.9	183	1/6	189	29-18	62.1%	1-0	7	64	5	42.8
SEASON TOTALS		290	83	177	30	4972	9880	1572	405	3.9	3400	45/311	3711	538-315	58.6%	18-20	118	1014	69	41.5
01/16	Indianapolis	18	0	17	1	276	58	46	15	3.1	230	1/8	238	42-27	64.3%	0-1	4	44	6	40.7
01/23	at Pittsburgh	19	8	11	0	388	62	163	37	4.4	225	1/1	226	24-14	58.3%	1-3	2	20	3	43.0
02/06	*Philadelphia	24	4	18	2	369	72	45	17	2.6	324	4/33	357	51-30	58.8%	3-3	3	35	5	42.8
PLAYOFF TOTALS		61	12	46	3	1033	192	254	69	3.7	779	6/42	821	117-71	60.7%	4-7	9	99	14	41.9

* Super Bowl XXXIX in Jacksonville, Fla.

2004 GAME-BY-GAME STATISTICS

PASSING STATISTICS

TOM BRADY

Date	Opponent	Att	Cmp	Yds	Pct	TD	Lg	Int	S	Yds	Rating
09/09	Indianapolis	38	26	335	.684	3	29	1	2	15	111.2
09/19	at Arizona	26	15	219	.577	2	27	2	2	12	78.8
10/03	at Buffalo	30	17	298	.567	2	44	0	0	0	112.9
10/10	Miami	19	7	76	.368	2	28	1	1	7	62.6
10/17	Seattle	30	19	231	.633	1	48	1	1	7	84.2
10/24	N.Y. Jets	29	20	230	.690	1	42	0	3	20	104.1
10/31	at Pittsburgh	43	25	271	.581	2	23	2	4	28	72.9
11/07	at St. Louis	31	18	234	.581	2	50	0	2	9	103.4
11/14	Buffalo	35	19	233	.543	2	47	1	2	13	82.2
11/22	at Kansas City	26	17	315	.654	1	48	0	1	6	119.9
11/28	Baltimore	30	15	172	.500	0	37	0	1	2	67.6
12/05	at Cleveland	20	11	157	.550	1	44	1	2	14	76.5
12/12	Cincinnati	26	18	260	.692	2	48	0	1	3	127.1
12/20	at Miami	29	18	171	.621	3	31t	4	2	15	73.3
12/26	at N.Y. Jets	32	21	264	.656	2	35	0	1	6	112.0
01/02	San Francisco	30	22	226	.733	2	25	1	1	5	102.9
Regular Season Totals		474	288	3692	.608	28	50	14	26	162	92.6
01/16	Indianapolis	27	18	144	.667	1	17	0	3	29	92.2
01/23	at Pittsburgh	21	14	207	.667	2	60t	0	2	11	130.5
02/06 *	Philadelphia	33	23	236	.697	2	27	0	2	17	110.2
Playoff Totals		81	55	587	.679	5	60t	0	7	57	109.4

ROHAN DAVEY

Date	Opponent	Att	Cmp	Yds	Pct	TD	Lg	Int	S	Yds	Rating
11/14	Buffalo	0	0	0	.000	0	0	0	0	0	--
11/28	Baltimore	0	0	0	.000	0	0	0	0	0	--
12/05	at Cleveland	6	3	44	.500	0	20	0	0	0	74.3
01/02	San Francisco	4	1	10	.250	0	10	0	0	0	39.6
Regular Season Totals		10	4	54	.400	0	20	0	0	0	57.9

Davey was active but did not play vs. Indianapolis (9/9), at Arizona (9/19), at Buffalo (10/3), vs. Miami (10/10), vs. Seattle (10/17), vs. N.Y. Jets (10/24), at Pittsburgh (10/31), at St. Louis (11/7), at Kansas City (11/22), vs. Cincinnati (12/12), at Miami (12/20), at N.Y. Jets (12/26), vs. Indianapolis (1/16), at Pittsburgh (1/23) and vs. Philadelphia (2/6).

ADAM VINATIERI

Date	Opponent	Att	Cmp	Yds	Pct	TD	Lg	Int	S	Yds	Rating
11/07	at St. Louis	1	1	4	100.0	1	4t	0	0	0	122.9

JIM MILLER

Miller was inactive as the third quarterback for all 16 regular season games and for all three playoff games.

2004 GAME-BY-GAME STATISTICS

RUSHING STATISTICS

Date	Opponent	COREY DILLON					KEVIN FAULK					PATRICK PASS				
		No	Yds	Avg	Lg	TD	No	Yds	Avg	Lg	TD	No	Yds	Avg	Lg	TD
09/09	Indianapolis	15	86	5.7	38	0										
09/19	at Arizona	32	158	4.9	17	0										
10/03	at Buffalo	19	79	4.2	19	1										
10/10	Miami	18	94	5.2	36	0	1	1	1.0	1	0					
10/17	Seattle	23	105	4.6	15	2	6	21	3.5	7	0					
10/24	N.Y. Jets	22	115	5.2	44	0	4	21	5.3	10	0					
10/31	at Pittsburgh		Inactive				5	4	0.8	4	0					
11/07	at St. Louis	25	112	4.5	17	1	1	9	9.0	9	0	3	25	8.3	19	0
11/14	Buffalo	26	151	5.8	30	0	13	61	4.7	15	0					
11/22	at Kansas City	26	98	3.8	18	2	1	1	1.0	1	0					
11/28	Baltimore	30	123	4.1	18	1	3	7	2.3	6	0	4	12	3.0	7	0
12/05	at Cleveland	18	100	5.6	21	2	13	87	6.7	20	1	1	1	1.0	1	0
12/12	Cincinnati	22	88	4.0	16	1	1	4	4.0	4	1					
12/20	at Miami	26	121	4.7	20	1	6	39	6.5	16	0	4	8	2.0	3	0
12/26	at N.Y. Jets	29	89	3.1	9	0						4	17	4.3	10	0
01/02	San Francisco	14	116	8.3	29	1						4	16	4.0	8	0
Regular Season Totals		345	1635	4.7	44	12	54	255	4.7	20	2	39	141	3.6	19	0
01/16	Indianapolis	23	144	6.3	42	0	11	56	5.1	13	0					
01/23	at Pittsburgh	24	73	3.0	25	1	3	20	6.7	17	0					
02/06	* Philadelphia	18	75	4.2	25	1	8	38	4.8	12	0	1	0	0.0	0	0
Postseason Totals		65	292	4.5	42	2	22	114	5.2	17	0	1	0	0.0	0	0

Date	Opponent	CEDRIC COBBS					TOM BRADY					RABIH ABDULLAH				
		No	Yds	Avg	Lg	TD	No	Yds	Avg	Lg	TD	No	Yds	Avg	Lg	TD
09/09	Indianapolis						1	-1	-1.0	-1	0					
09/19	at Arizona						5	3	0.6	3	0	1	4	4.0	4	0
10/03	at Buffalo						2	2	1.0	3	0					
10/10	Miami						4	-1	-0.3	2	0	5	4	0.8	4	1
10/17	Seattle						3	7	2.3	6	0					
10/24	N.Y. Jets						3	-3	-1.0	-1	0					
10/31	at Pittsburgh	1	1	1.0	1	0										
11/07	at St. Louis						3	1	0.3	3	0					
11/14	Buffalo						1	2	2.0	2	0					
11/22	at Kansas City						5	-1	-0.2	3	0					
11/28	Baltimore						3	3	1.0	4	0					
12/05	at Cleveland	16	29	1.8	6	0	1	10	10.0	10	0					
12/12	Cincinnati						5	2	0.4	3	0					
12/20	at Miami						2	-2	-1.0	-1	0					
12/26	at N.Y. Jets						4	3	0.8	5	0					
01/02	San Francisco	5	20	4.0	13	0	1	3	3.0	3	0	1	5	5.0	5	0
Regular Season Totals		22	50	2.3	13	0	43	28	0.7	10	0	13	13	1.0	5	1
01/16	Indianapolis						4	6	1.5	3	1					
01/23	at Pittsburgh						2	-2	-1.0	-1	0					
02/06	* Philadelphia						1	-1	-1.0	-1	0					
Postseason Totals		0	0	0.0	0	0	7	3	0.4	3	1	0	0	0.0	0	0

Date	Opponent	BETHEL JOHNSON					DAVID PATTEN					ROHAN DAVEY				
		No	Yds	Avg	Lg	TD	No	Yds	Avg	Lg	TD	No	Yds	Avg	Lg	TD
09/09	Indianapolis	1	-3	-3.0	-3	0										
09/19	at Arizona															
10/03	at Buffalo															
10/10	Miami															
10/17	Seattle						1	5	5.0	5	0					
10/24	N.Y. Jets															
10/31	at Pittsburgh															
11/07	at St. Louis															
11/14	Buffalo											1	-1	-1.0	-1	0
11/22	at Kansas City															
11/28	Baltimore											1	-1	-1.0	-1	0
12/05	at Cleveland											1	-2	-2.0	-2	0
12/12	Cincinnati															
12/20	at Miami															
12/26	at N.Y. Jets															
01/02	San Francisco	1	11	11.0	11	0						1	3	3.0	3	0
Regular Season Totals		2	8	4.0	11	0	1	5	5.0	5	0	4	-1	-0.3	3	0
01/16	Indianapolis															
01/23	at Pittsburgh															
02/06	* Philadelphia															
Postseason Totals		0	0	0.0	0	0	0	0	0.0	0	0	0	0	0.0	0	0

Date	Opponent	DEION BRANCH				
		No	Yds	Avg	Lg	TD
01/23	at Pittsburgh	2	37	18.5	23	1
Postseason Totals		2	37	18.5	23	1

Other Rushing Statistics:

Larry Izzo - 1 rush for 0 yards vs. Cincinnati (12/12)

Corey Dillon - 2-pt conv. run vs. Baltimore (11/28)

* - Super Bowl XXXIX

2004 GAME-BY-GAME STATISTICS

RECEIVING STATISTICS

Date	Opponent	DAVID GIVENS					DAVID PATTEN					DEION BRANCH				
		No	Yds	Avg	Lg	TD	No	Yds	Avg	Lg	TD	No	Yds	Avg	Lg	TD
09/09	Indianapolis	4	80	20.0	25	0	4	86	21.5	29	1	7	86	12.3	21	1
09/19	at Arizona	6	120	20.0	27	0	2	39	19.5	23	0	1	7	7.0	7	0
10/03	at Buffalo	4	86	21.5	44	0	5	113	22.6	43	1	Inactive				
10/10	Miami	4	33	8.3	12	1	1	28	28.0	28	0	Inactive				
10/17	Seattle	1	17	17.0	17	0	5	58	11.6	19	1	Inactive				
10/24	N.Y. Jets	5	107	21.4	42	0	3	33	11.0	15	1	Inactive				
10/31	at Pittsburgh	8	101	12.6	23t	2	4	39	9.8	15	0	Inactive				
11/07	at St. Louis	5	100	20.0	50	0	2	34	17.0	20	0	Inactive				
11/14	Buffalo	5	66	13.2	20	0	3	43	14.3	15	1	Inactive				
11/22	at Kansas City	1	3	3.0	3	0	1	46	46.0	46	0	6	105	17.5	26t	1
11/28	Baltimore	6	42	7.0	14	0	1	37	37.0	37	0	4	51	12.8	15	0
12/05	at Cleveland	3	25	8.3	16	0	3	74	24.7	44t	1	1	13	13.0	13	0
12/12	Cincinnati	Inactive					5	107	21.4	48t	1	3	44	14.7	23	0
12/20	at Miami	-	-	-	-	-	4	40	10.0	20	0	3	44	14.7	23	0
12/26	at N.Y. Jets	2	64	32.0	35	0	-	-	-	-	-	7	82	11.7	21	1
01/02	San Francisco	2	30	15.0	22	0	1	23	23.0	23	0	3	22	7.3	8t	1
Regular Season Totals		56	874	15.6	50	3	44	800	18.2	48t	7	35	454	13.0	26t	4
01/16	Indianapolis	4	26	6.5	9	1	1	12	12.0	12	0	1	15	15.0	15	0
01/23	at Pittsburgh	5	59	11.8	18	1	1	8	8.0	8	0	4	116	29.0	60	1
02/06	* Philadelphia	3	19	6.3	13	1	-	-	-	-	-	11	133	12.1	27	0
Postseason Totals		12	104	8.7	18	3	2	20	10.0	12	0	16	264	16.5	60	1

Date	Opponent	DANIEL GRAHAM					PATRICK PASS					KEVIN FAULK				
		No	Yds	Avg	Lg	TD	No	Yds	Avg	Lg	TD	No	Yds	Avg	Lg	TD
09/09	Indianapolis	7	57	8.1	21	1	-	-	-	-	-	Inactive				
09/19	at Arizona	2	21	10.5	19t	2	2	27	13.5	19	0	Inactive				
10/03	at Buffalo	2	35	17.5	33	1	-	-	-	-	-	Inactive				
10/10	Miami	1	1	1.0	1t	1	-	-	-	-	-	1	14	14.0	14	0
10/17	Seattle	4	45	11.3	24	0	-	-	-	-	-	4	37	9.3	14	0
10/24	N.Y. Jets	2	21	10.5	15	0	Inactive					6	44	7.3	24	0
10/31	at Pittsburgh	-	-	-	-	-	Inactive					8	72	9.0	17	0
11/07	at St. Louis	-	-	-	-	-	3	32	10.7	22	0	2	17	8.5	12	0
11/14	Buffalo	1	9	9.0	9	0	2	9	4.5	5	0	2	16	8.0	9	0
11/22	at Kansas City	3	83	27.7	48	0	2	17	8.5	10	0	-	-	-	-	-
11/28	Baltimore	2	24	12.0	22	0	2	18	9.0	10	0	-	-	-	-	-
12/05	at Cleveland	1	14	14.0	14	0	2	19	9.5	17	0	1	4	4.0	4	0
12/12	Cincinnati	Inactive					2	22	11.0	15	0	1	13	13.0	13	0
12/20	at Miami	3	24	8.0	12	1	3	17	5.7	7	0	1	31	31.0	31t	1
12/26	at N.Y. Jets	2	30	15.0	16t	1	5	32	6.4	17	0	Inactive				
01/02	San Francisco	Inactive					5	22	4.4	8	0	Inactive				
Regular Season Totals		30	364	12.1	48	7	28	215	7.7	22	0	26	248	9.5	31t	1
01/16	Indianapolis	1	10	10.0	10	0	1	14	14.0	14	0	1	11	11.0	11	0
01/23	at Pittsburgh	1	-1	-1.0	-1	0	-	-	-	-	-	-	-	-	-	-
02/06	* Philadelphia	1	7	7.0	7	0	-	-	-	-	-	2	27	13.5	14	0
Postseason Totals		3	16	5.3	10	0	1	14	14.0	14	0	3	38	12.7	14	0

*-Super Bowl XXXIX

2004 GAME-BY-GAME STATISTICS

RECEIVING STATISTICS (CONT.)

Date	Opponent	TROY BROWN					CHRISTIAN FAURIA					COREY DILLON				
		No	Yds	Avg	Lg	TD	No	Yds	Avg	Lg	TD	No	Yds	Avg	Lg	TD
09/09	Indianapolis	-	-	-	-	-	1	5	5.0	5	0	-	-	-	-	-
09/19	at Arizona	1	6	6.0	6	0	-	-	-	-	-	1	-1	-1.0	-1	0
10/03	at Buffalo	-	-	-	-	-	2	24	12.0	17	0	3	23	7.7	13	0
10/10	Miami	-	-	-	-	-	-	-	-	-	-	-	-	-	-	-
10/17	Seattle	-	-	-	-	-	-	-	-	-	-	2	6	3.0	4	0
10/24	N.Y. Jets	-	-	-	-	-	-	-	-	-	-	-	-	-	-	-
10/31	at Pittsburgh	5	59	11.8	19	0	-	-	-	-	-	-	-	-	-	-
11/07	at St. Louis	3	30	10.0	18	1	-	-	-	-	-	2	19	9.5	14	0
11/14	Buffalo	2	23	11.5	17	0	1	5	5.0	5t	1	1	5	5.0	5	0
11/22	at Kansas City	2	27	13.5	22	0	1	14	14.0	14	0	1	20	20.0	20	0
11/28	Baltimore	-	-	-	-	-	-	-	-	-	-	-	-	-	-	-
12/05	at Cleveland	-	-	-	-	-	1	25	25.0	25	0	-	-	-	-	-
12/12	Cincinnati	2	27	13.5	20	0	3	33	11.0	17t	1	-	-	-	-	-
12/20	at Miami	1	6	6.0	6	0	1	8	8.0	8	0	2	1	0.5	2t	1
12/26	at N.Y. Jets	-	-	-	-	-	3	44	14.7	23	0	2	12	6.0	7	0
01/02	San Francisco	1	6	6.0	6	0	3	37	12.3	20	0	1	18	18.0	18	0
Regular Season Totals		17	184	10.8	22	1	16	195	12.2	25	2	15	103	6.9	20	1
01/16	Indianapolis	2	13	6.5	10	0	1	17	17.0	17	0	5	17	3.4	9	0
01/23	at Pittsburgh	1	11	11.0	11	0	1	9	9.0	9	0	1	5	5.0	5	0
02/06	* Philadelphia	2	17	8.5	12	0	-	-	-	-	-	3	31	10.3	16	0
Postseason Totals		5	41	8.2	12	0	2	26	13.0	17	0	9	53	5.9	9	0

Date	Opponent	BETHEL JOHNSON					JED WEAVER					MIKE VRABEL				
		No	Yds	Avg	Lg	TD	No	Yds	Avg	Lg	TD	No	Yds	Avg	Lg	TD
09/09	Indianapolis	1	5	5.0	5	0	-	-	-	-	-	-	-	-	-	-
09/19	at Arizona	-	-	-	-	-	-	-	-	-	-	-	-	-	-	-
10/03	at Buffalo	1	17	17.0	17	0	-	-	-	-	-	-	-	-	-	-
10/10	Miami	-	-	-	-	-	-	-	-	-	-	-	-	-	-	-
10/17	Seattle	1	48	48.0	48	0	-	-	-	-	-	-	-	-	-	-
10/24	N.Y. Jets	2	18	9.0	14	0	-	-	-	-	-	-	-	-	-	-
10/31	at Pittsburgh	-	-	-	-	-	-	-	-	-	-	-	-	-	-	-
11/07	at St. Louis	1	4	4.0	4t	1	-	-	-	-	-	1	2	2.0	2t	1
11/14	Buffalo	1	47	47.0	47	0	1	10	10.0	10	0	-	-	-	-	-
11/22	at Kansas City	-	-	-	-	-	-	-	-	-	-	-	-	-	-	-
11/28	Baltimore	-	-	-	-	-	-	-	-	-	-	-	-	-	-	-
12/05	at Cleveland	1	20	20.0	20	0	1	7	7.0	7	0	-	-	-	-	-
12/12	Cincinnati	-	-	-	-	-	2	14	7.0	9	0	-	-	-	-	-
12/20	at Miami	-	-	-	-	-	-	-	-	-	-	-	-	-	-	-
12/26	at N.Y. Jets	-	-	-	-	-	-	-	-	-	-	-	-	-	-	-
01/02	San Francisco	2	15	7.5	10	0	4	62	15.5	25	0	1	1	1.0	1t	1
Regular Season Totals		10	174	17.4	48	1	8	93	11.6	25	0	2	3	1.5	2t	2
01/16	Indianapolis	1	9	9.0	9	0	-	-	-	-	-	-	-	-	-	-
01/23	at Pittsburgh	-	-	-	-	-	-	-	-	-	-	-	-	-	-	-
02/06	* Philadelphia	-	-	-	-	-	-	-	-	-	-	1	2	2.0	2t	1
Postseason Totals		1	9	9.0	9	0	0	0	0.0	0	0	1	2	2.0	2t	1

Date	Opponent	RABIH ABDULLAH					DAN KLECKO					BENJAMIN WATSON				
		No	Yds	Avg	Lg	TD	No	Yds	Avg	Lg	TD	No	Yds	Avg	Lg	TD
09/09	Indianapolis	-	-	-	-	-	-	-	-	-	-	2	16	8.0	14	0
10/17	Seattle	1	9	9.0	9	0	1	11	11.0	11	0	-	-	-	-	-
10/24	N.Y. Jets	-	-	-	-	-	2	7	3.5	8	0	-	-	-	-	-
Regular Season Totals		1	9	9.0	9	0	3	18	6.0	11	0	2	16	8.0	14	0
Postseason Totals		0	0	0.0	0	0	0	0	0.0	0	0	0	0	0.0	0	0

2004 GAME-BY-GAME STATISTICS

DEFENSIVE STATISTICS

Tabulated from Coaching Grades (Listed Alphabetically)

TULLY BANTA-CAIN											TROY BROWN											TEDY BRUSCHI										
Date	Opp.	TT	UT	A	S/Y	I/Y	PD	FF	FR	ST	TT	UT	A	S/Y	I/Y	PD	FF	FR	ST	TT	UT	A	S/Y	I/Y	PD	FF	FR	ST				
09/09	IND	0	0	0	-	-	-	-	-	2	0	0	0	-	-	-	-	-	-	-	8	6	2	-	1/5	1	-	-	-			
09/19	at ARZ	0	0	0	-	-	-	-	-	1	0	0	0	-	-	-	-	-	-	-	1	1	0	-	-	-	-	-	-			
10/03	at BUF	0	0	0	-	-	-	-	-	-	0	0	0	-	-	-	-	-	-	-	8	6	2	0.5/0	-	-	1	-	-			
10/10	MIA	0	0	0	-	-	-	-	-	1	0	0	0	-	-	-	-	-	-	-	4	3	1	-	-	2	-	-	-			
10/17	SEA	0	0	0	-	-	-	-	-	1	0	0	0	-	-	-	-	-	-	-	7	5	2	-	-	-	-	-	-			
10/24	NYJ	0	0	0	-	-	-	-	-	1	0	0	0	-	-	-	-	-	-	-	10	5	5	-	-	-	-	-	-			
10/31	at PIT	0	0	0	-	-	-	-	-	1	0	0	0	-	-	-	-	-	-	-	16	8	8	-	-	-	-	-	-			
11/07	at STL	4	2	2	-	-	-	-	-	-	3	3	0	-	-	1	-	-	-	-	6	5	1	1/9	-	-	-	-	-			
11/14	BUF	3	2	1	5/3.5	1/4	1	-	-	4	0	0	0	-	1/17	1	-	-	-	-	6	3	3	-	1/29	1	-	-	-			
11/22	at KC	0	0	0	-	-	-	-	-	-	1	0	0	0	-	-	-	-	-	-	8	7	1	-	-	-	-	-	-			
11/28	BAL	0	0	0	-	-	-	-	-	2	0	0	0	-	-	1	-	-	-	-	7	4	3	1/18	-	-	1	-	-			
12/05	at CLV	0	0	0	-	-	-	-	-	1	4	3	1	-	1/0	1	-	-	-	-	8	4	4	1/8	-	-	1	-	-			
12/12	CIN	0	0	0	-	-	-	-	-	3	3	3	0	-	1/5	1	-	-	-	-	14	12	2	-	-	-	-	-	2			
12/20	at MIA	0	0	0	-	-	-	-	-	1	3	3	0	-	-	-	-	-	-	-	3	2	1	-	-	-	-	-	1			
12/26	at NYJ	0	0	0	-	-	-	-	-	3	2	2	0	-	-	-	-	-	-	-	8	5	3	-	1/36	1	-	-	-			
01/02	SF	4	2	2	-	-	-	-	-	1	2	1	1	-	-	-	-	-	-	-	14	8	6	-	-	-	1	-	-			
2004 Totals		11	6	5	15.3	5.1/4	1	0	1	23	17	15	2	0/0	3/22	5	0	0	0	0	128	84	44	3.5/3.5	3/70	6	3	0	4			
01/16	IND	0	0	0	-	-	-	-	-	-	3	2	1	-	-	-	-	-	-	-	8	5	3	-	-	-	1	2	-			
01/23	at PIT	0	0	0	-	-	-	-	-	1	3	2	1	-	-	-	-	-	-	-	8	7	1	-	-	-	-	-	1			
02/06	* PHI	0	0	0	-	-	-	-	-	-	0	0	0	-	-	-	-	-	-	-	7	6	1	1/10	1/0	1	-	-	0			
2004 Postseason		0	0	0	0/0	0/0	0	0	0	2	6	4	2	0/0	0/0	0	0	0	0	0	23	18	5	1/10	1/0	1	1	2	1			

MATT CHATHAM											Je'ROD CHERRY											ROSEVELT COLVIN										
Date	Opp.	TT	UT	A	S/Y	I/Y	PD	FF	FR	ST	TT	UT	A	S/Y	I/Y	PD	FF	FR	ST	TT	UT	A	S/Y	I/Y	PD	FF	FR	ST				
09/09	IND																			5	1	4	-	-	-	-	-	-				
09/19	at ARZ																			2	1	1	-	-	-	-	-	-				
10/03	at BUF																			3	2	1	1.5/12	-	-	-	-	-				
10/10	MIA										0	0	0	-	-	-	-	-	-	3	1	2	-	-	-	-	-	-				
10/17	SEA										0	0	0	-	-	-	-	-	-	1	1	0	-	-	1	-	-	-				
10/24	NYJ										0	0	0	-	-	-	-	-	-	1	0	0	0	-	-	-	-	-				
10/31	at PIT										0	0	0	-	-	-	-	-	-	4	2	2	-	-	-	-	-	-				
11/07	at STL										0	0	0	-	-	-	-	-	-	3	0	3	-	-	-	-	-	-				
11/14	BUF										0	0	0	-	-	-	-	-	-	3	2	10.5/2.5	-	-	-	-	-	-				
11/22	at KC										0	0	0	-	-	-	-	-	-	2	1	1	1/3	-	-	-	-	-				
11/28	BAL										0	0	0	-	-	-	-	-	-	4	4	0	1/12	-	-	-	-	-				
12/05	at CLV										1	0	1	-	-	-	-	-	-	0	0	0	-	-	-	-	-	-				
12/12	CIN										0	0	0	-	-	-	-	-	-	3	1	2	-	-	-	-	-	-				
12/20	at MIA										0	0	0	-	-	-	-	-	-	1	1	0	-	-	-	-	-	-				
12/26	at NYJ																			2	2	0	1/1	-	-	1	-	-				
01/02	SF										0	0	0	-	-	-	-	-	-	2	1	1	-	-	-	-	-	-				
2004 Totals		0	0	0	0/0	0/0	0	0	0	6	1	0	1	0/0	0/0	0	0	0	13	38	20	18.5/30.5	0/0	1	1	0	0	0				
01/16	IND	0	0	0	-	-	-	-	-	-	1	1	0	-	-	-	-	-	-	1	0	0	-	-	-	-	-	-				
01/23	at PIT	0	0	0	-	-	-	-	-	-	0	0	0	-	-	-	-	-	-	3	2	1	-	-	-	-	1	-				
02/06	* PHI	0	0	0	-	-	-	-	-	-	0	0	0	-	-	-	-	-	-	-	1	1	0	-	-	-	-	-	-			
2004 Postseason		0	0	0	0/0	0/0	0	0	0	5	1	1	0	0/0	0/0	0	0	0	4	3	2	1	0/0	0/0	0	1	0	0				

DON DAVIS											RANDALL GAY											JARVIS GREEN										
Date	Opp.	TT	UT	A	S/Y	I/Y	PD	FF	FR	ST	TT	UT	A	S/Y	I/Y	PD	FF	FR	ST	TT	UT	A	S/Y	I/Y	PD	FF	FR	ST				
09/09	IND	0	0	0	-	-	-	-	-	1	0	0	0	-	-	-	-	-	-	-	0	0	0	-	-	-	-	-	-			
09/19	at ARZ	0	0	0	-	-	-	-	-	-	0	0	0	-	-	-	-	-	-	-	0	0	0	-	-	-	-	-	-			
10/03	at BUF	0	0	0	-	-	-	-	-	1	0	0	0	-	-	-	-	-	-	-	1	0	1	-	-	-	-	-	-			
10/10	MIA	0	0	0	-	-	-	-	-	3	2	2	0	-	1/10	1	-	-	-	-	3	2	1	-	-	-	-	-	-			
10/17	SEA	0	0	0	-	-	-	-	-	1	3	2	1	-	-	-	-	-	-	-	3	3	0	1/0	-	-	-	-	-			
10/24	NYJ	0	0	0	-	-	-	-	-	-	2	2	0	-	-	-	-	-	-	-	2	1	1	-	-	-	-	-	-			
10/31	at PIT	0	0	0	-	-	-	-	-	-	5	4	1	-	1	-	-	-	-	-	0	0	0	-	-	-	-	-	-			
11/07	at STL	1	1	0	-	-	-	-	-	3	1	1	0	-	-	-	-	-	-	-	3	1	2	1/3	-	-	1	-	1			
11/14	BUF	0	0	0	-	-	-	-	-	2	5	5	0	-	-	-	-	-	-	-	1	0	1	-	-	-	-	-	-			
11/22	at KC	1	0	1	-	-	-	-	-	-	2	2	0	-	-	-	-	-	-	-	1	1	0	-	-	-	-	-	-			
11/28	BAL	5	3	2	-	-	-	-	-	-	3	3	0	-	1/13	2	-	-	-	-	1	0	1	-	-	-	-	1	-			
12/05	at CLV	2	2	0	-	-	-	-	-	-	1	1	0	-	-	1	-	-	-	-	0	0	0	-	-	-	-	-	-			
12/12	CIN	0	0	0	-	-	-	-	-	2	7	5	2	-	-	1	-	-	-	-	1	0	1	-	-	-	-	-	-			
12/20	at MIA	0	0	0	-	-	-	-	-	4	2	2	0	-	-	-	-	-	-	-	2	2	0	1/9	-	-	1	-	-			
12/26	at NYJ	4	2	2	-	-	-	-	-	2										2	2	0	1/10	-	-	-	1	-				
01/02	SF	4	3	1	-	-	-	-	-	-	5	5	0	-	-	-	-	-	-	-	8	6	2	-	-	-	-	-	-			
2004 Totals		17	11	6	0/0	0/0	1	0	0	19	38	34	4	0/0	2/23	6	0	2	0	28	18	10	4/22	0/0	1	1	3	0				
01/16	IND	0	0	0	-	-	-	-	-	-	5	5	0	-	-	-	-	-	-	-	2	1	1	-	-	-	-	-	-			
01/23	at PIT	0	0	0	-	-	-	-	-	-	2	0	2	-	-	-	-	-	-	-	5	3	2	1/1	-	-	-	1	-			
02/06	* PHI	0	0	0	-	-	-	-	-	-	11	11	0	-	-	1	1	-	-	-	0	0	0	-	-	-	-	-	-			
2004 Postseason		0	0	0	0/0	0/0	0	0	0	0	18	16	2	0/0	0/0	1	1	0	0	0	7	4	3	1/1	0/0	0	1	0	0			

2004 GAME-BY-GAME STATISTICS

DEFENSIVE STATISTICS (Cont.)

Tabulated from Coaching Grades (Listed Alphabetically)

EARTHWIND MORELAND											ROMAN PHIFER											TYRONE POOLE															
Date	Opp.	TT	UT	A	S/Y	I/Y	PD	FF	FR	ST	TT	UT	A	S/Y	I/Y	PD	FF	FR	ST	TT	UT	A	S/Y	I/Y	PD	FF	FR	ST	TT	UT	A	S/Y	I/Y	PD	FF	FR	ST
09/09	IND										11	8	3							3	3	0															
09/19	at ARZ										2	2	0							4	2	2															
10/03	at BUF										1	1	0	1/6						7	7	0			1/21												
10/10	MIA										4	3	1																								
10/17	SEA										5	3	2																								
10/24	NYJ										1	1	0							2	1	1															
10/31	at PIT										5	4	1				1																				
11/07	at STL	0	0	0							3	1	2		1/26		1																				
11/14	BUF	2	2	0							1	0	1						1																		
11/22	at KC	0	0	0							4	1	3																								
11/28	BAL	2	2	0																																	
12/05	at CLV	2	2	0						1																											
12/12	CIN	3	3	0																																	
12/20	at MIA	0	0	0																																	
12/26	at NYJ	2	2	0						1	1	1	0																								
01/02	SF	2	2	0							6	5	1																								
2004 Totals		13	13	3	0/0	0/0	0	0	1	2	50	34	161	59	51	26	2	0	1	0	17	14	3	0/0	1/21	3	0	0	0	0	0	0	0	0	0	0	0
01/16	IND										3	3	0																								
01/23	at PIT										0	0	0																								
02/06	* PHI										3	3	0																								
2004 Postseason		0	0	0	0/0	0/0	0	0	0	0	6	6	0	0/0	0/0	0	0	0	0	0	0	0	0/0	0/0	0	0	0	0	0	0	0	0	0	0	0	0	

HANK POTEAT											DEXTER REID											ASANTE SAMUEL															
Date	Opp.	TT	UT	A	S/Y	I/Y	PD	FF	FR	ST	TT	UT	A	S/Y	I/Y	PD	FF	FR	ST	TT	UT	A	S/Y	I/Y	PD	FF	FR	ST	TT	UT	A	S/Y	I/Y	PD	FF	FR	ST
09/09	IND										0	0	0							3	3	0															
09/19	at ARZ										0	0	0					1		2	2	0															
10/03	at BUF										0	0	0						1	0	0	0															
10/10	MIA										0	0	0					1		4	4	0															
10/17	SEA										1	0	1			1		1		0	0	0															
10/24	NYJ										0	0	0					1		3	3	0						2	1								
10/31	at PIT										3	0	3					1		3	3	0															
11/07	at STL										2	2	0					2		1	1	0															
11/14	BUF										0	0	0					1																			
11/22	at KC										0	0	0					3		4	4	0						2									
11/28	BAL										1	1	0			1		1																			
12/05	at CLV										2	1	1				1	2																			
12/12	CIN										0	0	0					2		1	1	0															
12/20	at MIA																																				
12/26	at NYJ																																				
01/02	SF																																				
2004 Totals		0	0	0	0/0	0/0	0	0	0	0	9	4	5	0/0	0/0	2	1	0	17	34	32	2	0/0	1/34	12	2	0	0	0	0	0	0	0	0	0	0	0
01/16	IND										2	1	1					1		3	3	0															
01/23	at PIT										0	0	0					2		4	3	1						4									
02/06	* PHI										2	2	0					1		4	4	0															
2004 Postseason		3	3	0	0/0	0/0	1	0	0	0	4	3	1	0/0	0/0	0	0	0	4	11	10	1	0/0	0/0	4	0	0	0	0	0	0	0	0	0	0	0	

RICHARD SEYMOUR											KEITH TRAYLOR											MIKE VRABEL															
Date	Opp.	TT	UT	A	S/Y	I/Y	PD	FF	FR	ST	TT	UT	A	S/Y	I/Y	PD	FF	FR	ST	TT	UT	A	S/Y	I/Y	PD	FF	FR	ST	TT	UT	A	S/Y	I/Y	PD	FF	FR	ST
09/09	IND	6	2	4							5	5	0							4	2	2															
09/19	at ARZ	1	0	1							1	0	1							4	3	1	1/13														
10/03	at BUF	5	2	3	1/8				1		3	2	1							9	7	2	1/6														
10/10	MIA	1	1	0	1/7						4	3	1							2	1	1															
10/17	SEA	6	4	2				1			0	0	0							6	6	0	1/3														
10/24	NYJ	3	3	0							1	0	1							6	5	1															
10/31	at PIT	16	8	8							3	3	0							4	3	1															
11/07	at STL	4	3	1	1/9						3	2	1							9	7	2															
11/14	BUF	0	0	0							2	1	1							5	4	1															
11/22	at KC	6	3	3							3	1	2							7	6	1															
11/28	BAL	3	3	0	1/6						1	0	1							4	2	2															
12/05	at CLV	6	4	2					1		1	1	0							6	5	1	1/15														
12/12	CIN	4	1	3							2	2	0							3	2	1															
12/20	at MIA	3	3	0	1/0						0	0	0							3	2	1	0535														
12/26	at NYJ	3	0	3							3	2	1							4	4	0	1/8														
01/02	SF										1	1	0							0	0	0															
2004 Totals		67	37	30	5/30	0/0	1	1	1	0	33	23	10	0/0	0/0	0	0	0	0	76	59	17	55	45	0/0	3	0	0	5								
01/16	IND										0	0	0							8	6	2	1/8					1									
01/23	at PIT										1	0	1							6	5	1															
02/06	* PHI										1	1	0							4	2	2	1/16														
2004 Postseason		2	2	0	1/6	0/0	2	0	0	0	2	1	1	0/0																							

2004 GAME-BY-GAME STATISTICS

DEFENSIVE STATISTICS (Cont.)

Date	Opp.	TY WARREN										VINCE WILFORK										EUGENE WILSON									
		TT	UT	A	S/Y	I/Y	PD	FF	FR	ST		TT	UT	A	S/Y	I/Y	PD	FF	FR	ST		TT	UT	A	S/Y	I/Y	PD	FF	FR	ST	
09/09	IND	10	6	4	-	-	-	-	1	-	-	7	4	3	-	-	-	-	1	-	-	8	6	2	-	-	-	-	1	1	-
09/19	at ARZ	2	2	0	-	-	-	-	-	-	-	2	2	0	-	-	-	-	-	-	-	4	3	1	-	2/27	3	-	-	-	-
10/03	at BUF	4	4	0	-	-	-	-	-	-	-	5	2	3	1/1	-	-	-	-	-	-	5	4	1	-	-	-	-	-	-	-
10/10	MIA	5	2	3	-	-	-	-	-	-	-	10	7	3	1/10	-	1	-	-	-	-	5	3	2	-	-	-	-	-	-	-
10/17	SEA	2	2	0	0.5/2.5	-	-	-	-	-	-	0	0	0	-	-	-	-	-	-	-	4	3	1	-	-	-	1	-	-	-
10/24	NYJ	1	0	1	-	-	-	-	-	-	-	2	2	0	-	-	-	-	-	-	-	7	5	2	-	-	-	-	-	1	-
10/31	at PIT	5	3	2	-	-	-	-	-	-	-	2	1	1	-	-	-	-	-	-	-	10	8	2	-	-	-	1	-	-	-
11/07	at STL	2	2	0	1/5	-	-	-	-	-	-	2	0	2	-	-	-	-	-	-	-	5	4	1	-	-	-	-	-	-	-
11/14	BUF	6	4	2	-	-	-	-	-	-	-	1	1	0	-	-	-	-	-	-	-	1	1	0	-	1/0	1	-	-	-	-
11/22	at KC	7	7	0	2/15	-	1	1	-	-	-	6	3	3	-	-	-	-	-	-	-	3	3	0	-	-	-	-	-	1	-
11/28	BAL	1	1	0	-	-	-	-	-	-	-	5	4	1	-	-	2	-	-	-	-	4	2	2	-	-	1	-	-	-	-
12/05	at CLV	7	4	3	-	-	-	-	-	-	-	1	1	0	-	-	-	-	-	-	-	2	2	0	-	-	-	-	1	-	-
12/12	CIN	6	5	1	-	-	-	-	-	-	-	2	1	1	-	-	-	-	-	-	-	5	5	0	-	-	-	-	-	-	-
12/20	at MIA	0	0	0	-	-	-	-	-	-	-	3	1	2	-	-	-	1	-	-	-	2	1	1	-	-	-	1	-	-	-
12/26	at NYJ	2	1	1	-	-	-	-	-	-	-	3	3	0	-	-	-	-	-	-	-	2	1	1	-	-	1/24	1	-	-	-
01/02	SF	4	3	1	-	-	-	-	-	-	-	6	3	3	-	-	-	-	-	-	-	Inactive									
2004 Totals		64	46	183.5	22.5	0/0	1	2	0	0	0	57	35	22	2/11	0/0	3	0	2	0	0	67	51	16	0/0	4/51	7	3	2	4	
01/16	IND	2	1	1	-	-	-	-	-	-	-	2	2	0	-	-	-	-	-	-	-	1	0	1	-	-	1	-	-	-	-
01/23	at PIT	8	6	2	-	-	-	-	-	-	-	1	0	1	-	-	-	-	-	-	-	4	2	2	-	2/0	2	-	-	-	-
02/06	* PHI	1	1	0	-	-	-	-	-	-	-	0	0	0	-	-	-	-	-	-	-	1	1	0	-	-	-	-	1	2	-
2004 Postseason		11	8	3	0/0	0/0	0	0	0	0	0	3	2	1	0/0	0/0	0	0	0	0	0	6	3	3	0/0	2/0	3	0	1	2	

Other Defensive Tackles- Patrick Pass: 1 solo tackle (on an aborted punt, 10/3/04 at Buffalo)

ADDITIONAL SPECIAL TEAMS TACKLES

Date	Opp.	Abdullah TT-S-A	Alexander TT-S-A	Cobbs TT-S-A	Givens TT-S-A	Kasper TT-S-A	Pass TT-S-A	Paxton TT-S-A	Vinatieri TT-S-A
09/09	IND	Signed 9/11					1-1-0	1-0-1	
09/19	at ARZ	3-1-2			1-0-1		1-1-0	1-1-0	
10/03	at BUF	1-1-0					1-1-0		
10/10	MIA	2-1-1					4-2-2		1-1-0
10/17	SEA	1-1-0							
10/24	NYJ	2-1-1		Active 10/30					
10/31	at PIT								
11/07	at STL	Inactive		Inactive					
11/14	BUF	1-1-0		Inactive		1-1-0			
11/22	at KC	Released		Inactive		Inactive	1-1-0		1-1-0
11/28	BAL			Inactive		Waived 11/27	2-2-0		
12/05	at CLV						1-1-0		
12/12	CIN		Signed 12/20		Inactive				
12/20	at MIA	Re-signed		Inactive		Re-signed			
12/26	at NYJ	1-1-0	1-0-1	Did Not Play					
01/02	SF		1-1-0	2-1-1		2-0-2			
2004 Totals		11-7-4	2-1-1	2-1-1	1-0-1	4-2-2	11-9-2	1-0-1	2-2-0
01/16	IND		IR 1/13	Inactive		Inactive			
01/23	at PIT	2-2-0		Inactive		Inactive		1-0-1	
02/06	* PHI	1-1-0		Inactive		Inactive	1-0-1		
2004 Postseason		3-3-0	0-0-0	0-0-0	0-0-0	0-0-0	1-0-1	1-0-1	0-0-0

KICKING/PUNTING

2004 Kicking Totals ADAM VINATIERI										2004 Punting Totals JOSH MILLER									
Date	Opp.	XP-XPA	%	FG-FGA	B	%	Pts.	No.	Yds	Avg	TB	In	Lg	B					
09/09	IND	3-3	100	2-2	0	100	9	3	142	47.3	0	0	52	0					
09/19	at ARZ	2-2	100	3-3	0	100	11	3	137	45.7	1	2	53	0					
10/03	at BUF	4-4	100	1-1	0	100	7	4	198	49.5	1	1	61	0					
10/10	MIA	3-3	100	1-2	0	50	6	5	216	43.2	0	0	51	0					
10/17	SEA	3-3	100	3-3	0	100	12	2	81	40.5	0	2	52	0					
10/24	NYJ	1-1	100	2-2	0	100	7	3	110	36.7	0	3	40	0					
10/31	at PIT	2-2	100	2-2	0	100	8	3	157	52.3	1	1	55	0					
11/07	at STL	4-4	100	4-4	0	100	16	2	91	45.5	0	0	50	0					
11/14	BUF	2-2	100	5-5	0	100	17	3	140	46.7	0	0	51	0					
11/22	at KC	3-3	100	2-2	0	100	9	2	87	43.5	0	2	48	0					
11/28	BAL	1-1	100	3-3	0	100	10	8	257	32.1	1	1	42	0					
12/05	at CLV	6-6	100	0-0	0	---	6	3	101	33.7	1	1	40	0					
12/12	CIN	5-5	100	0-0	0	---	5	3	162	54.0	0	0	69	0					
12/20	at MIA	4-4	100	0-0	0	---	4	4	171	42.8	0	2	52	0					
12/26	at NYJ	2-2	100	3-4	0	75	11	4	147	36.8	0	2	41	0					
01/02	SF	3-3	100	0-0	0	---	3	4	153	38.3	0	2	45	0					
2004 Totals		48-48	100	31-33	0	93.9	141	56	2350	42.0	5	19	69	0					
01/16	IND	2-2	100	2-2	0	100	8	5	195	39.0	2	2	52	0					
01/23	at PIT	5-5	100	2-2	0	100	13	4	161	40.3	0	1	49	0					
02/06	* PHI	3-3	100	1-1	0	100	6	7	316	45.1	0	3	50	0					
2004 Postseason		10-10	100	5-5	0	100	27	16	672	42.0	2	6	52	0					

2004 GAME-BY-GAME STATISTICS

PUNT RETURNS

Date	Opp.	KEVIN FAULK						TROY BROWN						BETHEL JOHNSON						TYRONE POOLE					
		No	FC	Yds	Avg	LG	TD	No	FC	Yds	Avg	LG	TD	No	FC	Yds	Avg	LG	TD	No	FC	Yds	Avg	LG	TD
09/09	IND			Inactive						Inactive										1	0	6	6.0	6	0
09/19	at ARZ			Inactive				4	0	27	6.8	22	0							1	0	0	0.0	0	0
10/03	at BUF			Inactive																					
10/10	MIA	2	0	13	6.5	9	0			Inactive						Inactive									
10/17	SEA	2	1	15	7.5	8	0			Inactive															
10/24	NYJ	2	3	3	1.5	3	0			Inactive															
10/31	at PIT	3	1	15	5.0	6	0													Inactive					
11/07	at STL	2	2	22	11.0	15	0													Inactive					
11/14	BUF	3	1	34	11.3	16	0													Inactive					
11/22	at KC	1	1	4	4.0	4	0													Inactive					
11/28	BAL	3	1	10	3.3	8	0	3	1	28	9.3	14	0							Inactive					
12/05	at CLV							2	1	5	2.5	4	0							Inactive					
12/12	CIN			1																					
12/20	at MIA	2	3	17	8.5	12	0																		
12/26	at NYJ			Inactive				3	1	23	7.7	23	0												
01/02	SF			Inactive										4	1	8	2.0	6	0						
2004 Totals		20	14	133	6.7	16	0	12	3	83	6.9	23	0	4	1	8	2.0	6	0	2	0	6	3.0	6	0
01/16	IND							2	2	28	14.0	20	0												
01/23	at PIT							2	0	6	3.0	6	0												
02/06	* PHI							3	1	12	4.0	8	0	1	0	14	14.0	14	0						
2004 Postseason		0	0	0	0.0	0	0	7	3	46	6.6	34	0	1	0	14	14.0	14	0	0	0	0	0.0	0	0

Other Punt Returns: Deion Branch 1 for 0 yds vs. Indianapolis 09/09/04; Randall Gay 1 for 0 yds (at Cleveland 12/05/04).

KICKOFF RETURNS

Date	Opp.	BETHEL JOHNSON					KEVIN KASPER					PATRICK PASS					KEVIN FAULK				
		No	Yds	Avg	LG	TD	No	Yds	Avg	LG	TD	No	Yds	Avg	LG	TD	No	Yds	Avg	LG	TD
09/09	IND	5	107	21.4	34	0															
09/19	at ARZ	1	23	23.0	23	0															
10/03	at BUF	4	96	24.0	40	0															
10/10	MIA			Inactive			2	40	20.0	21	0										
10/17	SEA	5	118	23.6	28	0															
10/24	NYJ	2	46	23.0	27	0															
10/31	at PIT	6	158	26.3	41	0															
11/07	at STL	2	43	21.5	22	0						2	42	21.0	24	0					
11/14	BUF	1	32	32.0	32	0						1	16	16.0	16	0					
11/22	at KC	4	73	18.3	24	0															
11/28	BAL	1	27	27.0	27	0						1	18	18.0	18	0					
12/05	at CLV	3	134	44.7	93	1															
12/12	CIN	5	109	21.8	38	0															
12/20	at MIA			Inactive								1	22	22.0	22	0	4	73	18.3	24	0
12/26	at NYJ			Inactive			1	21	21.0	21	0	1	17	17.0	17	0					
01/02	SF	2	50	25.0	28	0															
2004 Totals		41	1016	24.8	93	1	3	61	20.3	21	0	6	115	19.2	24	0	4	73	18.3	24	0
01/16	IND																				
01/23	at PIT	4	90	22.5	29	0						1	17	17.0	17	0					
02/06	* PHI	2	44	22.0	26	0						1	17	17.0	17	0					
2004 Postseason		6	134	22.3	55	0	0	0	0	0	0	2	34	17.0	34	0	0	0	0	0	0

Other Kickoff Returns: Tully Banta-Cain 1-21 (at Kansas City 11/22/04); David Patten 1-16 (at Miami 12/20/04); Tedy Bruschi 1-15 (vs. Indianapolis 01/16/05).

2004 HONORS AND AWARDS

HEAD COACH BILL BELICHICK

U.S. Sports Acad. Amos Alonzo Stagg Coaching Award
Dr. Z's Coach of the Year - *Sports Illustrated*
Don Banks' Coach of the Year - SI.com
Terry Bradshaw's Coach of the Year - Fox Sports

VP/PLAYER PERSONNEL SCOTT PIOLI

The Sporting News NFL Executive of the Year
USA Today's Executive of the Year
NFLPA's JB Award for Executive Achievement
NFL Executive of the Year - *San Francisco Chronicle*
Don Banks' Front Office Executive of the Year - SI.com

G JOE ANDRUZZI

USA Today's All-Joe Team

QB TOM BRADY

AFC Pro Bowl
Sports Illustrated NFL Player of the Year
The Sporting News Sportsman of the Year
Snickers Hungriest Player - Week 9

WR DEION BRANCH

Super Bowl XXXIX MVP
Snickers Hungriest Player - Week 9

WR TROY BROWN

Ron Burton Patriots Community Service Award
Shaw's 12th Player Award
Terry Bradshaw's Most Versatile Player - Fox Sports
All-Pro Team - *San Francisco Chronicle*

LB TEDY BRUSCHI

AFC Pro Bowl
AP All-Pro Second Team
Football Digest All-Pro Second Team
AFC Defensive Player of the Week - Week 4
AFC Defensive Player of the Week - Week 17
AFC Special Teams Player of the Week - Divisional Playoffs
NFL.com's All-Interview Team

LB ROSEVELT COLVIN

Ed Block Courage Award

RB COREY DILLON

AFC Offensive Player of the Month - December
Peter King's All-Pro Team - SI.com
All-Pro Team - *San Francisco Chronicle*

WR DAVID GIVENS

USA Today's All-Joe Team

TE DANIEL GRAHAM

USA Today's All-Joe Team

S RODNEY HARRISON

Football Digest All-Pro First Team
AP All-Pro Second Team
AFC Defensive Player of the Week - Week 2
Vic Carucci's All-Vic Team - NFL.com
All-Pro Team - *San Francisco Chronicle*

SpT LARRY IZZO

AFC Pro Bowl
Pro Football Weekly PFWA All-NFL Team
Pro Football Weekly PFWA All-AFC Team

LB TED JOHNSON

USA Today's All-Joe Team

OT MATT LIGHT

NFL.com's All-Interview Team

DL RICHARD SEYMOUR

AFC Pro Bowl
AP All-Pro First Team
Football Digest All-Pro First Team
College & Pro Football Weekly All-Pro First Team
Pro Football Weekly PFWA All-NFL Team
Pro Football Weekly PFWA All-AFC Team
Sporting News All-Pro Team
Peter King's All-Pro Team - SI.com
All-Pro Team - *San Francisco Chronicle*
Don Banks' All-Pro Team - SI.com

K ADAM VINATIERI

AFC Pro Bowl
AP All-Pro First Team
College & Pro Football Weekly All-Pro First Team
Football Digest All-Pro First Team
Pro Football Weekly PFWA All-NFL Team
Pro Football Weekly PFWA All-AFC Team
Sporting News All-Pro Team
NFL Alumni Special Teams Player of the Year
AFC Special Teams Player of the Week - Week 9
AFC Special Teams Player of the Month - November
NFL.com's All-Interview Team
Vic Carucci's All-Vic Team - NFL.com
Daryl Johnston's All-Lunch Pail Crew - FOXSports.com
All-Pro Team - *San Francisco Chronicle*
Don Banks' All-Pro Team - SI.com
PFWA All-NFL Team and PFWA Golden Toe Award

DB EUGENE WILSON

ESPN.com's NFL All-Pro Team
AFC Defensive Player of the Month - September

STRENGTH & CONDITIONING COACH MIKE WOICIK

Professional Football Strength & Conditioning Coaches
Society Coach of the Year

2005 PRO BOWL

The Patriots had five players selected to the AFC's 2005 Pro Bowl roster: Quarterback Tom Brady (second selection), linebacker Tedy Bruschi (first selection), special teams specialist Larry Izzo (third selection), defensive lineman Richard Seymour (third selection), and kicker Adam Vinatieri (second selection). The Pro Bowl was held in Hawaii on Feb. 13.

2004 PLAYER PARTICIPATION CHART

	Regular Season GP/GS/DNP/INA	<div> <div>Indianapolis</div> <div>at Arizona</div> <div>at Buffalo</div> <div>Miami</div> <div>Seattle</div> <div>New York Jets</div> <div>at Pittsburgh</div> <div>at St. Louis</div> <div>at Kansas City</div> <div>Baltimore</div> <div>at Cleveland</div> <div>Cincinnati</div> <div>at Miami</div> <div>at New York Jets</div> <div>San Francisco</div> <div>Indianapolis</div> <div>at Pittsburgh</div> <div>Philadelphia</div> </div>															
		sub	sub	sub	sub	sub	sub	sub	sub	sub	sub	sub	sub	sub	sub	sub	sub
Abdullah, Rabih	9/0/0/1																
Alexander, Eric	3/0/0/0																
Andruzzi, Joe	16/16/0/0	RG	RG	LG	LG	LG	LG	LG	LG	LG	LG	LG	LG	LG	LG	LG	LG
Ashworth, Tom	6/6/0/1	RT	RT	RT	RT	RT	RT	X	Placed on Injured Reserve	11/6/04							
Banta-Cain, Tully	16/0/0/0	sub	sub	sub	sub	sub	sub	sub	sub	sub	sub	sub	sub	sub	sub	sub	sub
Brady, Tom	16/16/0/0	QB	QB	QB	QB	QB	QB	QB	QB	QB	QB	QB	QB	QB	QB	QB	QB
Branch, Deion	9/9/0/7	WR	WR	X	X	X	X	X	X	WR	WR	WR	WR	WR	WR	WR	WR
Brown, Troy	12/0/0/4	X	sub	sub	X	X	X	sub	sub	sub	sub	sub	sub	sub	sub	sub	sub
Bruschi, Teddy	16/16/0/0	RILB	RILB	RILB	RILB	RILB	RILB	RILB	RILB	RILB	RILB	RILB	RILB	RILB	RILB	RILB	RILB
Chatham, Matt	5/0/0/6	activated off PUP		10/23	sub	sub	sub	sub	X	X	sub	sub	X	X	X	sub	sub
Cherry, Je Rod	12/0/0/0	signed	10-6-04	sub	sub	sub	sub	sub	sub	sub	sub	sub	sub	X	sub	sub	sub
Cobbins, Cedric	4/0/1/5	Activated off PUP		List	10/30/04	sub	X	X	X	X	sub	sub	X	dnp	sub	X	X
Colvin, Rosevelt	16/1/0/0	sub	sub	sub	sub	sub	sub	sub	sub	sub	sub	sub	sub	sub	sub	sub	sub
Davey, Rohan	4/0/12/0	dnp	dnp	dnp	dnp	dnp	dnp	dnp	dnp	dnp	dnp	dnp	dnp	dnp	dnp	dnp	dnp
Davis, Don	16/2/0/0	sub	sub	sub	sub	sub	sub	sub	sub	sub	sub	sub	sub	sub	sub	sub	sub
Dillon, Corey	15/14/0/1	sub	RB	RB	RB	RB	RB	RB	RB	RB	RB	RB	RB	RB	RB	RB	RB
Faulk, Kevin	11/1/0/5	X	X	X	sub	sub	sub	sub	sub	sub	sub	sub	sub	X	X	sub	sub
Fauria, Christian	16/10/0/0	sub	TE	TE	TE	sub	sub	TE	TE	TE	TE	TE	TE	TE	TE	TE	TE
Gay, Randall	15/9/0/1	sub	sub	sub	sub	sub	sub	sub	sub	sub	sub	sub	sub	sub	sub	sub	sub
Givens, David	15/12/0/1	WR	sub	sub	WR	WR	WR	WR	WR	WR	WR	WR	WR	WR	WR	WR	WR
Gorin, Brandon	14/10/0/2	X	X	sub	sub	sub	sub	sub	sub	sub	sub	sub	sub	sub	sub	sub	sub
Graham, Daniel	14/14/0/2	TE	TE	TE	TE	TE	TE	TE	TE	TE	TE	TE	TE	X	sub	TE	TE
Green, Jarvis	16/1/0/0	sub	sub	sub	sub	sub	sub	sub	sub	sub	sub	sub	sub	sub	RDE	RDE	RDE
Harris, Antwan	0/0/0/0														X	1/24	
Harrison, Rodney	16/16/0/0	SS	SS	SS	SS	SS	SS	SS	SS	SS	SS	SS	SS	SS	SS	SS	SS
Hill, Marquise	1/0/2/13	dnp	X	X	X	X	X	X	X	X	X	X	X	X	dnp	dnp	X
Hochstein, Russ	16/2/0/0	LG	LG	sub	sub	sub	sub	sub	sub	sub	sub	sub	sub	sub	sub	sub	sub
Izzo, Larry	16/0/0/0	sub	sub	sub	sub	sub	sub	sub	sub	sub	sub	sub	sub	sub	sub	sub	sub
Johnson, Bethel	13/1/0/3	sub	sub	WR	X	sub	sub	sub	sub	sub	sub	sub	sub	X	sub	sub	sub
Johnson, Ted	16/15/0/0	sub	LILB	LILB	LILB	LILB	LILB	LILB	LILB	LILB	LILB	LILB	LILB	LILB	LILB	LILB	LILB
Kasper, Kevin	8/0/0/1	signed	10-6-04	sub	sub	sub	sub	sub	sub	X	Waived	11/27/04	sub	sub	sub	X	X
Kelley, Ethan	1/0/0/15	X	X	X	X	X	X	X	X	X	X	X	X	X	sub	X	dnp
Klecko, Dan	6/2/0/0	sub	sub	FB	sub	sub	sub	sub	sub	sub	sub	sub	sub	sub	sub	sub	sub
Klemm, Adrian	2/0/0/1	sub	sub	X	Placed on Injured Reserve	10/6/04											
Koppen, Dan	16/16/0/0	C	C	C	C	C	C	C	C	C	C	C	C	C	C	C	C
Kurpeikis, Justin	5/0/0/0																
Law, Ty	7/7/0/9	LCB	LCB	LCB	LCB	LCB	LCB	LCB	X	X	X	X	X	X	X	IR	1/7
Light, Matt	16/16/0/0	LT	LT	LT	LT	LT	LT	LT	LT	LT	LT	LT	LT	LT	LT	LT	LT
Lowe, Omare	3/0/0/0	Signed off Practice Squad		11/27/04	sub	sub	sub	sub	sub	sub	sub	sub	sub	sub	sub	sub	sub
Mayer, Shawn	3/0/0/0	sub	sub	sub	sub	sub	sub	sub	sub	sub	sub	sub	sub	sub	sub	sub	sub
McGinest, Willie	16/16/0/0	LOLB	LOLB	LOLB	LOLB	LOLB	LOLB	LOLB	LOLB	LOLB	LOLB	LOLB	LOLB	LOLB	LOLB	LOLB	LOLB
Miller, Jim	0/0/0/16	3rd	3rd	3rd	3rd	3rd	3rd	3rd	3rd	3rd	3rd	3rd	3rd	3rd	3rd	3rd	3rd
Miller, Josh	16/0/0/0	sub	sub	sub	sub	sub	sub	sub	sub	sub	sub	sub	sub	sub	sub	sub	sub
Moreland, Earthwind	9/2/0/0	Signed off practice squad		11/6/04	sub	sub	sub	sub	sub	sub	sub	sub	sub	sub	sub	sub	sub
Mruczkowski, Gene	10/0/0/6	X	X	X	X	X	X	X	X	X	X	X	X	X	X	X	X
Neal, Stephen	16/14/0/0	sub	sub	RG	RG	RG	RG	RG	RG	RG	RG	RG	RG	RG	RG	RG	RG
Pass, Patrick	14/4/0/2	sub	sub	sub	sub	sub	sub	sub	sub	sub	sub	sub	sub	sub	sub	sub	sub
Patten, David	16/11/0/0	WR	WR	sub	WR	WR	WR	WR	WR	sub	WR	sub	WR	WR	WR	sub	sub
Paxton, Lonnie	16/0/0/0	sub	sub	sub	sub	sub	sub	sub	sub	sub	sub	sub	sub	sub	sub	sub	sub
Phifer, Roman	13/1/0/3	LILB	sub	sub	sub	sub	sub	sub	sub	sub	sub	sub	sub	sub	sub	sub	sub
Poole, Tyrone	5/4/0/8	RCB	RCB	RCB	X	RCB	X	X	X	X	X	X	X	IR	12/18/04		
Poteat, Hank	0/0/0/0																
Reid, Dexter	13/2/0/3	sub	sub	sub	sub	sub	sub	sub	sub	sub	sub	sub	sub	sub	sub	sub	sub
Sam, P.K.	3/0/0/2	X	X	sub	sub	sub	sub	sub	sub	sub	sub	sub	sub	sub	sub	sub	sub
Samuel, Asante	13/8/1/2	sub	sub	sub	RCB	sub	sub	sub	sub	sub	sub	sub	sub	sub	sub	sub	sub
Seymour, Richard	15/15/0/1	RDE	RDE	RDE	RDE	RDE	RDE	RDE	RDE	RDE	RDE	RDE	RDE	RDE	RDE	RDE	RDE
Sullivan, Marques	0/0/0/2																
Traylor, Keith	16/10/0/0	sub	NT	sub	sub	sub	sub	sub	sub	sub	sub	sub	sub	sub	sub	sub	sub
Vinateri, Adam	16/0/0/0	sub	sub	sub	sub	sub	sub	sub	sub	sub	sub	sub	sub	sub	sub	sub	sub
Vrabel, Mike	16/15/0/0	ROLB	ROLB	ROLB	ROLB	ROLB	ROLB	ROLB	ROLB	ROLB	ROLB	ROLB	ROLB	ROLB	ROLB	ROLB	ROLB
Warren, Ty	16/16/0/0	LDE	LDE	LDE	LDE	LDE	LDE	LDE	LDE	LDE	LDE	LDE	LDE	LDE	LDE	LDE	LDE
Watson, Benjamin	1/1/0/1	TE	X	Placed on Injured Reserve	9/29/04												
Weaver, Jed	10/1/2/2	9/29/04	X	dnp	X	sub	dnp	sub	sub	sub	sub	sub	sub	sub	sub	sub	sub
Wilfork, Vince	16/6/0/0	NT	sub	NT	NT	NT	NT	sub	sub	sub	sub	sub	sub	sub	sub	sub	sub
Wilson, Eugene	15/14/0/1	FS	FS	FS	FS	FS	sub	FS	FS	FS	FS	FS	FS	FS	FS	FS	FS
Yates, Billy	0/0/0/0																

x - inactive / CAPS - starters / sub - played / dnp - did not play

EXECUTIVES

FOOTBALL STAFF

2005 PLAYERS

2004 SEASON

HISTORY

RESULTS

RECORDS

PLAYOFF HISTORY

EXTRA POINTS

2004-05 TRANSACTIONS BY DATE

JULY, 2004

7/14	Jason Perry.....	Released
7/15	Kurt Kittner.....	Signed
7/19	Jim Miller and Vince Wilfork.....	Signed
7/21	Marquise Walker.....	Released
7/23	Matt Cercone.....	Signed
7/25	P.K. Sam and Christian Morton.....	Signed
	Ryan Atoe and Ricky Bryant.....	Released
7/27	Zeron Flemister.....	Signed
7/28	Dwight Johnson and James Williams.....	Signed
7/29	Jeff Burris.....	Released
	Wilbert Brown.....	Placed on Res. / Did Not Report
7/30	Cedric Cobbs and Guss Scott.....	Signed
	Matt Cercone.....	Released

AUGUST, 2004

8/1	Ricky Bryant.....	Signed
8/2	Rodney Bailey.....	Placed on Reserve / Injured
	Jack Fadule.....	Released
8/5	Earthwind Moreland and Dana Stubblefield.....	Signed
8/6	Kurt Kittner, DeVonte Peterson and James Williams.....	Released
8/11	Zeron Flemister.....	Placed on Reserve / Injured
8/16	Benjamin Watson.....	Signed
8/17	Joel Jacobs.....	Signed
	Quinn Dorsey.....	Traded (CHI)
8/23	Fred McCrary.....	Released
8/25	Andy Mignery.....	Waived
8/26	J.J. Stokes.....	Released
8/30	Guss Scott.....	Placed on Reserve / Injured
	Cody Scates and Brian Sawyer.....	Released
8/31	Dana Stubblefield.....	Placed on Reserve / Injured
	Jim Miller and Tim Provost.....	Released

SEPTEMBER, 2004

9/3	Kory Chapman and Jim Miller.....	Signed
	Kliff Kingsbury, Dwight Johnson, Earthwind Moreland, Jamil Soriano, Lawrence Flugence, Joel Jacobs, Grant Steen, Scott Farley and Michael Cloud.....	Released
9/5	Matt Chatham and Cedric Cobbs.....	Placed on Reserve / PUP
	Eric Alexander, Ricky Bryant, Terrell Buckley, Kory Chapman, Je'Rod Cherry, Chas Gessner, Michael Jennings, Justin Kurpeikis, Malaefou Mackenzie, Christian Morton, David Pruce and Buck Rasmussen.....	Released
9/6	Eric Alexander, Kory Chapman, Michael Jennings, Justin Kurpeikis, Malaefou Mackenzie, Christian Morton, David Pruce and Buck Rasmussen.....	Signed to the practice squad
	Dana Stubblefield.....	Released from Reserve / Inj.
9/7	Michael Jennings.....	Released from practice squad
	Russell Stuvaints.....	Signed to the practice squad
9/8	Bob Hallen.....	Released
9/10	Michael Jennings.....	Signed to the practice squad
	Malaefou Mackenzie.....	Released from practice squad
9/11	Rabih Abdullah.....	Signed
	Billy Yates.....	Signed to the practice squad
	David Pruce.....	Released from practice squad
9/15	Curry Burns.....	Signed to the practice squad
9/22	Cedric James.....	Signed to the practice squad
	Earthwind Moreland.....	Signed to the practice squad
	Michael Jennings.....	Released from practice squad
	Christian Morton.....	Released from practice squad
9/29	Jeff Weaver.....	Signed
	Benjamin Watson.....	Placed on Reserve / Injured

OCTOBER, 2004

10/5	Shawn Mayer.....	Released
10/6	Je'Rod Cherry and Kevin Kasper.....	Signed
	Adrian Klemm.....	Placed on Reserve / Injured
10/20	P.K. Sam.....	Placed on Reserve / Injured
10/24	Matt Chatham.....	Activated from Reserve / PUP
10/30	Cedric Cobbs.....	Activated from Reserve / PUP
	Dan Klecko.....	Placed on Reserve / Injured

NOVEMBER, 2004

11/6	Earthwind Moreland.....	Signed to active roster
	Tom Ashworth.....	Placed on Reserve / Injured
11/10	Lance Nimmo.....	Signed to the practice squad
11/16	Omare Lowe.....	Signed to the practice squad
	Scott Farley.....	Released from practice squad
11/22	Justin Kurpeikis.....	Signed to active roster
	Rabih Abdullah.....	Waived
11/27	Omare Lowe.....	Signed to active roster
	Kevin Kasper.....	Waived
11/29	Omare Lowe.....	Waived
11/30	Kevin Kasper.....	Signed

DECEMBER, 2004

12/1	Omare Lowe.....	Signed to the practice squad
12/3	Marques Sullivan.....	Signed
	Kevin Kasper.....	Waived
12/18	Tyrone Poole.....	Placed on Reserve / Injured
12/20	Eric Alexander and Omare Lowe.....	Signed
	Marques Sullivan.....	Waived
12/21	Justin Kurpeikis and Omare Lowe.....	Waived
12/22	Rabih Abdullah and Kevin Kasper.....	Signed
	Justin Kurpeikis.....	Signed to the practice squad
	Omare Lowe.....	Signed to the practice squad
12/24	Je'Rod Cherry.....	Waived
12/25	Omare Lowe.....	Signed to the active roster
12/28	Omare Lowe.....	Waived
12/29	Je'Rod Cherry.....	Re-Signed
	Omare Lowe.....	Re-Signed to the practice squad

JANUARY, 2005

1/6	Chris Redman, Jeff Roehl, Jake Schifino and Joel Jacobs.....	Signed to future contracts
1/7	Ty Law.....	Placed on Reserve / Injured
1/10	Hank Poteat.....	Signed
1/13	Antwan Harris.....	Signed
	Eric Alexander.....	Placed on Reserve / Injured
	Mike Solowid.....	Signed to the practice squad
	Kory Chapman.....	Released from practice squad
1/17	Kory Chapman.....	Signed to the practice squad
	Mike Solowid.....	Released from practice squad
1/24	Antwan Harris.....	Waived

FEBRUARY, 2005

2/4	Billy Yates.....	Signed to active roster
2/12	Eric Mangini.....	Named Defensive Coordinator
2/16	Ike Charlton.....	Signed
	Lance Nimmo.....	Signed from practice squad
	Buck Rasmussen.....	Signed from practice squad
	Mark Bartosic, Ricky Bryant, Kory Chapman, Cedric James and Grant Steen.....	Signed and allocated to NFL Europe
	Joel Jacobs.....	Allocated to NFL Europe
2/23	Joel Collier.....	Named Asst. Secondary Coach
	Harold Nash.....	Named Asst. Str. & Cond. Coach
	Earthwind Moreland, Buck Rasmussen, Wilbert Brown and Zeron Flemister.....	Released
2/25	Ty Law.....	Released
2/28	Roman Phifer.....	Released

MARCH, 2005

3/4	Duane Starks.....	Acquired via Trade (ARZ)
3/7	Pete Mangurian.....	Named Tight Ends Coach
	Patrick Pass.....	Re-Signed
3/8	Stephen Neal.....	Re-Signed
3/13	Tim Dwight.....	Signed
3/15	Tom Ashworth.....	Re-Signed
3/22	Don Davis.....	Re-Signed
3/24	Ethan Kelley.....	Re-Signed

APRIL, 2005

4/5	David Terrell.....	Signed
4/14	Monty Beisel.....	Signed
4/18	Wesly Mallard.....	Signed
4/23	Logan Mankins, Ellis Hobbs and Nick Kaczur.....	Drafted
4/24	James Sanders, Ryan Claridge, Matt Cassel and Andy Stokes.....	Drafted
4/26	Chad Scott.....	Signed
4/29	Doug Flutie.....	Signed
	DeCori Birmingham, Travis Conway, Kyle Eckel, Robbie Gould, Ryan Krug, Mike Lorenz, Matt Phillips, Andre Torrey, Raymond Ventrone and Mike Wright.....	Signed as rookie free agents
4/30	Earl Charles, Michael McGrew, Michael Rogers and Antonio Thomas.....	Signed as rookie free agents
	Rhett Kopp and DeMarco McNeil.....	Signed

MAY, 2005

5/4	Keith Traylor.....	Released
5/6	Michael Rogers.....	Released
5/10	Chad Brown.....	Signed
5/12	Victor Leyva.....	Signed
5/18	Otis Smith.....	Signed and put on Reserve/Retired List
5/23	Troy Brown.....	Re-Signed

JUNE, 2005

6/1	Lance Nimmo and Chris Redman.....	Released
6/6	Antuan Edwards.....	Signed
6/9	Ike Charlton.....	Released
6/15	Travis Conway and Mike Lorenz.....	Released
6/28	Chad Morton, Bryan Anderson, Matt Cassel and Ryan Clandige.....	Signed

LAST TIME IT HAPPENED

Regular Season Games Only
Bold Indicates 2004 Entry

OVERTIME VICTORY

Patriots 23, Texans 20 at Houston on Nov. 23, 2003

OVERTIME LOSS

Bills 16, Patriots 13 at Foxboro, Nov. 5, 2000

TIED GAME

Patriots 31, Chargers 31 at San Diego on Oct. 8, 1967

SHUTOUTS

Patriots: 31-0 vs. Buffalo on Dec. 27, 2003

Opponents: 0-31 at Buffalo on Sept. 7, 2003

TOUCHDOWNS SCORED BY OFFENSE, DEFENSE AND SPECIAL TEAMS

Patriots: at Cleveland on Dec. 5, 2004

AT LEAST 6 TOUCHDOWNS

Patriots: at Cleveland on Dec. 5, 2004

OFFENSIVE TEAM TOTALS

SCORING A TOUCHDOWN ON OPENING DRIVES

Patriots: at Miami on Dec. 20, 2004 (9-77, 5:01)

Opponents: at Buffalo on Sept. 7, 2003 (9-80, 5:02)

400 TOTAL NET YARDS

Patriots: 405 vs. San Francisco on Jan. 2, 2005 (174 rush, 231 pass)

Opponents: 478 vs. Cincinnati on Dec. 12, 2004 (150 rush, 328 pass)

500 TOTAL NET YARDS

Patriots: 506 vs. Seattle on Sept. 21, 1986 (120 rush, 386 pass)

Opponents: 525 at Miami on Sept. 4, 1994 (69 rush, 456 pass)

200 NET YARDS RUSHING

Patriots: 224 at Cleveland on Dec. 5, 2004

Opponents: 221 at Pittsburgh on Oct. 31, 2004

300 NET YARDS RUSHING

Patriots: 328 vs. N.Y. Jets on Sept. 18, 1983

Opponents: 304 at Philadelphia on Nov. 4, 1990

300 NET YARDS PASSING

Patriots: 309 at Kansas City on Nov. 22, 2004

Opponents: 328 vs. Cincinnati on Dec. 12, 2004

400 NET YARDS PASSING

Patriots: 414 vs. Miami on Nov. 23, 1998

Opponents: 413 vs. Jacksonville on Sept. 22, 1996

NO SACKS ALLOWED

Patriots: at Buffalo on Oct. 3, 2004

Opponents: vs. Cincinnati on Dec. 12, 2004

NO SACKS ALLOWED BY BOTH TEAMS

Both Teams: at Denver on Nov. 3, 2003

NO TURNOVERS - BOTH TEAMS

Both Teams: Patriots vs. Denver on Oct. 24, 1999

INDIVIDUAL OFFENSIVE PERFORMANCE

RUSHING

100 YARDS RUSHING

Patriots: 116, Corey Dillon vs. San Francisco on Jan. 2, 2005

Opponents: 103, Kevan Barlow vs. San Francisco on Jan. 2, 2005

200 YARDS RUSHING

Patriots: 212, Tony Collins vs. NY Jets on Sept. 18, 1983

Opponents: 217, LaDainian Tomlinson at San Diego on Sept. 29, 2002

2 RUSHING TOUCHDOWNS

Patriots: 2, Corey Dillon at Cleveland on Dec. 5, 2004

Opponents: 2, Chad Pennington at New York Jets on Dec. 20, 2003

3 OR MORE RUSHING TOUCHDOWNS

Patriots: 3, Curtis Martin vs. Miami on Nov. 3, 1996

Opponents: 3, Curtis Martin vs. New York Jets on Oct. 15, 2000

LAST TIME IT HAPPENED

RECEIVING

10 OR MORE RECEPTIONS

Patriots: 10, Troy Brown at Detroit on Nov. 28, 2002
Opponents: 12, T. J. Houshmanzadeh vs. Cincinnati on Dec. 12, 2004

100 YARDS RECEIVING

Patriots: 105, Deion Branch at Kansas City on Nov. 22, 2004
Opponents: 145, T. J. Houshmanzadeh vs. Cincinnati on Dec. 12, 2004

2 RECEIVING TOUCHDOWNS

Patriots: 2, David Givens at Pittsburgh on Oct. 31, 2004
Opponents: 2, Antonio Bryant at Cleveland on Dec. 5, 2004

3 OR MORE RECEIVING TOUCHDOWNS

Patriots: 3, Ben Coates at Buffalo on Nov. 26, 1995
Opponents:

PASSING

300-YARD PASSER

Patriots: 315, Tom Brady at Kansas City on Nov. 22, 2004
Opponents: 381, Trent Green at Kansas City on Nov. 22, 2004

400-YARD PASSER

Patriots: 410, Tom Brady vs. Kansas City on Sept. 22, 2002
Opponents: 401, Kurt Warner vs. St. Louis on Nov. 18, 2001

4 TOUCHDOWN PASSES

Patriots: 4, Tom Brady vs. Buffalo on Dec. 27, 2003
Opponents: 4, Peyton Manning at Indianapolis on Nov. 30, 2003

5 TOUCHDOWN PASSES

Patriots: 5, Steve Grogan vs. NY Jets on Sept. 9, 1979
Opponents: 5, Dan Marino at Miami on Sept. 4, 1996

MULTIPLE MILESTONE PERFORMANCES

TWO 100-YARD RUSHERS

Patriots: None
Opponents: Randall Cunningham (124) and Heath Sherman (113) vs. Philadelphia on Nov. 4, 1990

2 RECEIVERS TO HAVE 10 OR MORE RECEPTIONS

Patriots: Leroy Thompson (11), Michael Timpson (10), Ben Coates (10) vs. Minnesota on 11/13/94
Opponents: None

TWO 100-YARD RECEIVERS

Patriots: Troy Brown (176 yards), David Patten (108 yards) vs. Kansas City on Sept. 22, 2002
Opponents: Tony Gonzalez (147) and Derrick Alexander (116) vs. Kansas City on Dec. 4, 2000

100-YARD RUSHER AND 100-YARD RECEIVER

Patriots: Corey Dillon (112 rushing) and David Givens (100 receiving) at St. Louis on Nov. 7, 2004
Opponents: Edgerrin James (143) and Marvin Harrison (157) at Indianapolis on Oct. 21, 2001

100-YARD RUSHER, 100-YARD RECEIVER, 300-YARD PASSER

Patriots: Curtis Martin (104), Shawn Jefferson (108), Drew Bledsoe (313) at Minnesota on Nov. 2, 1997
Opponents: Edgerrin James (143), Marvin Harrison (157) and Peyton Manning (335) at Indianapolis Oct. 21, 2001

TOUCHDOWN RUSH, TOUCHDOWN RECEPTION, TOUCHDOWN PASS

Patriots: David Patten (29-yd run, 91 and 6-yd rec., 60-yd pass) at Indianapolis on Oct. 21, 2001

INDIVIDUAL DEFENSIVE PERFORMANCES

INTERCEPTION RETURNED FOR A TOUCHDOWN

Patriots: Asante Samuel (34 yards) vs. Cincinnati on Dec. 12, 2004
Opponents: Deshea Townsend (39 yards) at Pittsburgh on Oct. 31, 2004

TWO INTERCEPTIONS RETURNED FOR TOUCHDOWNS

Patriots: Otis Smith (76 yards) and Ty Law (46 yards) at Carolina on Jan. 6, 2002

FUMBLE RECOVERED IN THE END ZONE FOR A TOUCHDOWN

Patriots: Jarvis Green vs. Baltimore on Nov. 28, 2004
Opponents: Leonard Little vs. St. Louis on Nov. 7, 2004

LAST TIME IT HAPPENED

FUMBLE RETURNED FOR A TOUCHDOWN

Patriots: Randall Gay (41 yards) vs. Cleveland on Dec. 5, 2004
Opponents: Derrick Harris (6 yards) vs. San Diego on Oct. 14, 2001

AT LEAST THREE QUARTERBACK SACKS

Patriots: 3, Mike Vrabel vs. Cleveland on Oct. 26, 2003
Opponents: 3, Mike Mamula at Philadelphia on Dec. 19, 1999

AT LEAST TWO INTERCEPTIONS

Patriots: 2, Eugene Wilson at Arizona on Sept. 19, 2004
Opponents: 2, Sammy Knight at Miami on Dec. 20, 2004

AT LEAST THREE INTERCEPTIONS

Patriots: 3, Roland James at Buffalo on Oct. 23, 1983
Opponents: 3, Terry McDaniel vs. LA Raiders on Oct. 9, 1994

SAFETY

Patriots: Jarvis Green/Mike Vrabel sack of Jay Fiedler vs. Miami on Dec. 7, 2003
Opponents: at Denver, Lonie Paxton intentional snap out of the end zone on Nov. 3, 2003

INDIVIDUAL SPECIAL TEAMS PERFORMANCES

KICKOFF RETURNED FOR TOUCHDOWN

Patriots: Bethel Johnson (93 yards) at Cleveland on Dec. 5, 2004
Opponents: Terrence McGee (98 yards) at Buffalo on Oct. 3, 2004

PUNT RETURNED FOR TOUCHDOWN

Patriots: Troy Brown (68 yards) at Carolina on Jan. 6, 2002
Opponents: Jonathan Smith (70 yards) vs. Buffalo on Oct. 3, 2004

BLOCKED PUNT

Patriots: Larry Whigham at Philadelphia on Dec. 19, 1999
Opponents: Ramon Walker (Ken Walter) at Houston on Nov. 23, 2003

BLOCKED PUNT RETURNED/RECOVERED FOR A TOUCHDOWN

Patriots: Teddy Bruschi (4 yards) at Baltimore on Oct. 6, 1996
Opponents: Mark Higgs (19 yards) at Miami on Oct. 18, 1990

BLOCKED FIELD GOAL ATTEMPT

Patriots: Richard Seymour at Miami on October 19, 2003
Opponents: Ramon Walker (Adam Vinatieri) at Houston on Nov. 23, 2003

MULTIPLE BLOCKED KICKS

Patriots: Chad Eaton at Buffalo on Dec. 17, 2000 (2 Steve Christie FG Attempts)

FAKE PUNT

Patriots: vs. Cincinnati on Dec. 12, 2004 (Larry Izzo rush for 0 yds)

FAKE FIELD GOAL ATTEMPT

Patriots: vs. St. Louis on Nov. 7, 2004 (Adam Vinatieri TD pass to Troy Brown)
Opponents: vs. Cincinnati on Dec. 12, 2004 (Holder Kyle Larson 19-yd TD run)

FAKE PAT ATTEMPT

Patriots: at San Diego on Sept. 29, 2002 (Ken Walter run failed)

BLOCKED PAT

Patriots: Tebucky Jones at Miami on Oct. 6, 2002 (Olindo Mare)
Opponents: Adam Vinatieri kick blocked vs. Dallas on Nov. 16, 2003

PAT KICK MISSED (not blocked)

Patriots: Adam Vinatieri vs. Buffalo on Oct. 27, 1996 (wide left)
Opponents: Doug Pelfrey at Cincinnati on Sept. 18, 1994 (wide right)

4 FIELD GOALS IN A GAME

Patriots: Adam Vinatieri (5-of-5) vs. Buffalo on Nov. 14, 2004
Opponents: Jason Hanson (4-of-4) at Detroit on Nov. 28, 2002

5 FIELD GOALS IN A GAME

Patriots: Adam Vinatieri (5-of-5) vs. Buffalo on Nov. 14, 2004
Opponents: Olindo Mare (6-of-6) vs. Miami on Oct. 17, 1999

Bold Indicates 2004 Entry

GAME 1 - 2004 SEASON

New England Patriots 27, Indianapolis Colts 24

Thursday, 9/9/04 ★ Gillette Stadium ★ 9:00 p.m. (3:00)

Att: 68,756 ★ Game Weather: Cloudy ★ Temp: 73°F ★ Wind: SSE 19 mph

Game Notes

The Patriots won the 2004 NFL season opener, 27-24, at Gillette Stadium ★ The victory gave the Patriots 16 consecutive wins, including 12 straight at Gillette Stadium ★ New England fell behind Indianapolis, 10-3, in the second quarter, marking the first time the Patriots had trailed an opponent in the regular season since a contest versus the Texans on Nov. 23, 2003 ★ Tom Brady threw for 335 yards, marking his seventh 300+ yard performance ★ Willie McGinest sacked Peyton Manning on third-and-eight from the New England 29-yard line with 0:49 remaining in the game to seal the victory for the Patriots

Field Goals (made) & missed

M. Vanderjagt (32), 48WR A. Vinatieri (32), (43)

	1	2	3	4	Total
Indianapolis	0	17	0	7	24
New England	3	10	14	0	27

Team Statistics

	IND	NE
First Downs	28	22
Third Down Eff.....	8-13-62%	6-11-55%
Fourth Down Eff.	1-1-100%	0-0-0%
Total Net Yards.....	446	402
Offensive Plays.....	72	57
Net Yards Rushing.....	202	82
Rushing Plays.....	42	17
Net Yards Passing	244	320
Sacked/Yds Lost.....	1/12	2/15
Pass Att.-Comp.-Int.....	29-16-1	38-26-1
Punts-Avg.....	2-41.0	3-47.3
Penalties-Yds	3-20	8-55
Fumbles/Lost.....	2/2	2/1
Touchdowns	3	3
Rushing	1	0
Passing.....	2	3
Returns	0	0
Field Goals Made-Att.....	1-2	2-2
Time of Possession.....	31:41	28:19

Qtr	Time	Play Description (Extra Point) (Drive Info)	Visitor	Home
NE	1	10:09 A. Vinatieri 32-yd. field goal (9-48, 4:51)	0	3
IND	2	13:40 M.Vanderjagt 32-yd. field goal (10-49, 4:05)	3	3
IND	2	8:02 D. Rhodes 3-yd. run (M. Vanderjagt kick) (9-66, 4:12)	10	3
NE	2	3:04 D. Branch 16-yd. pass from T. Brady (A. Vinatieri kick) (8-75, 4:58)	10	10
IND	2	0:42 M. Harrison 3-yd. pass from P. Manning (M. Vanderjagt kick) (7-82, 2:22)	17	10
NE	2	0:00 A. Vinatieri 43-yd. field goal (6-34, 0:42)	17	13
NE	3	10:48 D. Patten 25-yd. pass from T. Brady (A. Vinatieri kick) (7-69, 3:01)	17	20
NE	3	1:23 D. Graham 8-yd. pass from T. Brady (A. Vinatieri kick) (7-82, 3:43)	17	27
IND	4	11:05 B. Stokley 7-yd. pass from P. Manning (M. Vanderjagt kick) (11-74, 5:18)	24	27

Individual Statistics

Indianapolis Colts

Rushing	Att	Yds	Avg	Lg	TD
E. James	30	142	4.7	16	0
D. Rhodes	10	42	4.2	13	1
P. Manning	2	18	9.0	19	0
Total	42	202	4.8	19	1

Passing	Att	Cmp	Yds	S/YL	TD	Lg	I
P. Manning	29	16	256	1/12	2	64	1

Receiving	Att	Yds	Avg	Lg	TD
M. Harrison	7	44	6.3	12	1
B. Stokley	4	77	19.3	45	1
E. James	3	29	9.7	20	0
D. Clark	1	64	64.0	64	0
R. Wayne	1	42	42.0	42	0
Total	16	256	16.0	64	2

Interceptions	No	Yds	Avg	Lg	TD
N. Harper	1	12	12.0	12	0

Punting	No	Yds	Avg	TB	In20	LG
H. Smith	2	82	41.0	0	0	52

Punt Returns	No	Yds	Avg	Lg	TD
B. Pyatt	2	20	10.0	13	0

Kickoff Returns	No	Yds	Avg	Lg	TD
D. Rhodes	4	89	22.3	27	0

New England Patriots

Rushing	Att	Yds	Avg	Lg	TD
C. Dillon	15	86	5.7	38	0
T. Brady	1	-1	-1.0	-1	0
B. Johnson	1	-3	-3.0	-3	0
Total	17	82	4.8	38	0

Passing	Att	Cmp	Yds	S/YL	TD	Lg	I
T. Brady	38	26	335	2/15	3	29	1

Receiving	Att	Yds	Avg	Lg	TD
D. Branch	7	86	12.3	21	1
D. Graham	7	57	8.1	21	1
D. Patten	4	86	21.5	29	1
D. Givens	4	80	20.0	25	0
B. Watson	2	16	8.0	14	0
B. Johnson	1	5	5.0	5	0
C. Fauria	1	5	5.0	5	0
Total	26	335	12.9	29	3

Interceptions	No	Yds	Avg	Lg	TD
T. Bruschi	1	5	5.0	5	0

Punting	No	Yds	Avg	TB	In20	LG
Jo. Miller	3	142	47.3	0	0	52

Punt Returns	No	Yds	Avg	Lg	TD
T. Poole	1	6	6.0	6	0
D. Branch	1	0	0.0	0	0

Kickoff Returns	No	Yds	Avg	Lg	TD
B. Johnson	5	107	21.4	34	0

GAME 2 - 2004 SEASON

New England Patriots 23, Arizona Cardinals 12

Sunday, 9/19/04 ★ Sun Devil Stadium, Tempe, Ariz. ★ 4:15 p.m. (3:13)

Att: 51,557 ★ Weather: Partly Cloudy ★ Temp: 89°F ★ Wind: S 15 mph

Game Notes

The Patriots won their second game of the season in a 23-12 victory over the Cardinals, extending their win streak to 17 consecutive games ★ The win set a franchise record with seven consecutive regular-season road wins ★ Tight end Daniel Graham caught two touchdown passes, establishing a career single-game high ★ Corey Dillon rushed for 158 yards and David Givens tallied 118 receiving yards, marking the first time since 1997 that the Patriots had a 100-yard rusher and a 100-yard receiver in the same game ★ Corey Dillon's 158 yards rushing were the most by any Patriot since 1998 ★ Eugene Wilson's two interceptions of Josh McCown marked the first multiple-pick game of his career.

Field Goals (made) & missed

A. Vinatieri (29) (28) (24) N. Rackers (51) (52) (58)

	1	2	3	4	Total
New England	7	7	3	6	23
Arizona	0	6	6	0	12

Team Statistics

	NE	ARZ
First Downs	24	14
Third Down Eff.	7-13-54%	2-10-20%
Fourth Down Eff.	0-0-0%	0-1-0%
Total Net Yards	379	167
Offensive Plays	70	50
Net Yards Rushing	172	50
Rushing Plays	42	16
Net Yards Passing	207	117
Sacked/Yds Lost	2/12	5/43
Pass Att.-Comp.-Int.	26-15-2	29-13-2
Punts-Avg.	3-45.7	4-45.0
Penalties-Yds	12-79	6-43
Fumbles/Lost	2/1	3/0
Touchdowns	2	1
Rushing	0	1
Passing	2	0
Returns	0	0
Field Goals Made-Att.	3-3	2-3
Time of Possession	35:16	24:44

Qtr Time Play Description (Extra Point)(Drive Info)

	Qtr	Time	Play Description (Extra Point)(Drive Info)	Visitor	Home
NE	1	2:11	D. Graham 2-yd. pass from T. Brady (A. Vinatieri kick) (8-68, 5:15)	7	0
NE	2	13:16	D. Graham 19-yd. pass from T. Brady (A. Vinatieri kick) (5-30, 2:27)	14	0
AZ	2	8:08	N. Rackers 51-yd. field goal (4-22, 1:54)	14	3
AZ	2	5:13	N. Rackers 52-yd. field goal (4-8, 2:04)	14	6
NE	3	9:21	A. Vinatieri 29-yd. field goal (12-69, 5:39)	17	6
AZ	3	1:33	E. Smith 1-yd. run (pass failed) (11-80, 7:48)	17	12
NE	4	12:02	A. Vinatieri 28-yd. field goal (9-69, 4:31)	20	12
NE	4	6:22	A. Vinatieri 24-yd. field goal (7-42, 3:56)	23	12

Individual Statistics

New England Patriots

Rushing	Att	Yds	Avg	Lg	TD
C. Dillon	32	158	4.9	17	0
P. Pass	4	7	1.8	6	0
R. Abdullah	1	4	4.0	4	0
T. Brady	5	3	0.6	3	0
Total	42	172	4.1	17	0

Passing	Att	Cmp	Yds	S/YL	TD	Lg	I
T. Brady	26	15	219	2/12	2	27	2

Receiving	Att	Yds	Avg	Lg	TD
D. Givens	6	120	20.0	27	0
D. Patten	2	39	19.5	23	0
P. Pass	2	27	13.5	19	0
D. Graham	2	21	10.5	19t	2
D. Branch	1	7	7.0	7	0
T. Brown	1	6	6.0	6	0
C. Dillon	1	-1	-1.0	-1	0
Total	15	217	14.5	27	2

Interceptions	No	Yds	Avg	Lg	TD
E. Wilson	2	27	13.5	14	0

Punting	No	Yds	Avg	TB	In20	LG
Jo. Miller	3	137	45.7	1	2	53

Punt Returns	No	Yds	Avg	Lg	TD
T. Brown	4	27	6.8	22	0

Kickoff Returns	No	Yds	Avg	Lg	TD
B. Johnson	1	23	23.0	23	0

Arizona Cardinals

Rushing	Att	Yds	Avg	Lg	TD
E. Smith	13	31	2.4	8	1
J. McCown	3	19	6.3	12	0
Total	16	50	3.1	12	1

Passing	Att	Cmp	Yds	S/YL	TD	Lg	I
J. McCown	29	13	160	5/43	0	42	2

Receiving	Att	Yds	Avg	Lg	TD
L. Fitzgerald	5	36	7.2	14	0
F. Jones	4	43	10.8	27	0
B. Johnson	3	39	13.0	15	0
J. Scobey	1	42	42.0	42	0
Total	20	211	10.6	24	0

Interceptions	No	Yds	Avg	Lg	TD
J. Darling	1	65	65.0	65	0
D. Macklin	1	0	0.0	0	0

Punting	No	Yds	Avg	TB	In20	LG
S. Player	4	180	45.0	0	1	55

Punt Returns	No	Yds	Avg	Lg	TD
K. Williams	0	0	0.0	0	0

Kickoff Returns	No	Yds	Avg	Lg	TD
J. Scobey	5	108	21.6	28	0

GAME 3 - 2004 SEASON

New England Patriots 31, Buffalo Bills 17

Sunday, 10/3/04 ★ Ralph Wilson Stadium, Orchard Park N.Y. ★ 1:00 p.m. (3:28)

Att: 72,698 ★ Game Weather: Sunny ★ Temp: 58°F ★ Wind: SW 13 mph

Game Notes

The Patriots won their first contest of the season against an AFC East rival when they beat the Bills, 31-17 ★ The win tied the all-time pro football record for consecutive victories with 18 ★ Tom Brady's 13-yard completion to Corey Dillon in the first quarter was the 1,000th of his career ★ Richard Seymour scored the first touchdown of his career when he scooped up a Drew Bledsoe fumble and rumbled 68 yards to the end zone ★ With his 2-yard touchdown catch against the Bills, Daniel Graham scored a touchdown in four consecutive regular-season games dating back to the 2003 regular-season finale ★ Roosevelt Colvin produced his first sack of the season when he brought down Bledsoe for a 12-yard loss in the second quarter.

Field Goals (made) & missed

A. Vinatieri (42) R. Lindell (33)

	1	2	3	4	Total
New England	10	7	0	14	31
Buffalo	10	7	0	0	17

Team Statistics

	NE	BUF
First Downs	21	18
Third Down Eff.	5-11-45%	2-12-17%
Fourth Down Eff.	0-0-0%	2-4-50%
Total Net Yards	397	337
Offensive Plays	56	63
Net Yards Rushing	99	138
Rushing Plays	26	26
Net Yards Passing	298	199
Sacked/Yds Lost	0/0	7/48
Pass Att.-Comp.-Int.	30-17-0	30-18-1
Punts-Avg.	4-49.5	5-51.2
Penalties-Yds	10-77	11-94
Fumbles/Lost	2/1	2/1
Touchdowns	4	2
Rushing	1	0
Passing	2	1
Returns	0	1
Field Goals Made-Att.	1-1	1-1
Time of Possession	28:43	31:17

Qtr	Time	Play Description (Extra Point)(Drive Info)	Visitor	Home
NE 1	10:11	C. Dillon 15-yd. run (A. Vinatieri kick) (9-77, 4:49)	7	0
BUF 1	6:19	R. Lindell 33-yd. field goal (7-66, 3:52)	7	3
NE 1	1:40	A. Vinatieri 42-yd. field goal (10-56, 4:39)	10	3
BUF 1	1:26	T. McGee 98-yd. kickoff return (R. Lindell kick) (0-0, 0:14)	10	10
BUF 2	2:43	E. Moulds 41-yd. pass from D. Bledsoe (R. Lindell kick) (6-96, 2:54)	10	17
NE 2	1:28	D. Patten 30-yd. pass from T. Brady (A. Vinatieri kick) (6-61, 1:15)	17	17
NE 4	11:17	D. Graham 2-yd. pass from T. Brady (A. Vinatieri kick) (12-80, 5:57)	24	17
NE 4	2:44	R. Seymour 68-yd. fumble return (A. Vinatieri kick)	31	17

Individual Statistics

New England Patriots							
Rushing	Att	Yds	Avg	Lg	TD		
C. Dillon	19	79	4.2	19	1		
P. Pass	5	18	3.6	7	0		
T. Brady	2	2	1.0	3	0		
Total	26	99	3.8	19	1		
Passing	Att	Cmp	Yds	S/YL	TD	Lg	I
T. Brady	30	17	298	0/0	2	44	0
Receiving	Att	Yds	Avg	Lg	TD		
D. Patten	5	113	22.6	43	1		
D. Givens	4	86	21.5	44	0		
C. Dillon	3	23	7.7	13	0		
D. Graham	2	35	17.5	33	1		
C. Fauria	2	24	12.0	17	0		
B. Johnson	1	17	17.0	17	0		
Total	17	298	17.5	44	2		
Interceptions	No	Yds	Avg	Lg	TD		
T. Poole	1	21	21.0	21	0		
Punting	No	Yds	Avg	TB	In20	LG	
Jo. Miller	4	198	49.5	1	1	61	
Punt Returns	No	Yds	Avg	Lg	TD		
T. Poole	1	0	0.0	0	0		
Kickoff Returns	No	Yds	Avg	Lg	TD		
B. Johnson	4	96	24.0	40	0		

Buffalo Bills							
Rushing	Att	Yds	Avg	Lg	TD		
T. Henry	24	98	4.1	13	0		
B. Moorman	1	34	34.0	34	0		
J. Reed	1	6	6.0	6	0		
Total	26	138	5.3	34	0		
Passing	Att	Cmp	Yds	S/YL	TD	Lg	I
D. Bledsoe	30	18	247	7/48	1	55	1
Receiving	Att	Yds	Avg	Lg	TD		
E. Moulds	10	126	12.6	41t	1		
L. Evans	4	93	23.3	55	0		
S. Aiken	2	12	6.0	10	0		
T. Henry	1	10	10.0	10	0		
R. Neufeld	1	6	6.0	6	0		
Total	18	247	13.7	55	1		
Interceptions	No	Yds	Avg	Lg	TD		
None							
Punting	No	Yds	Avg	TB	In20	LG	
B. Moorman	5	256	51.2	2	2	63	
Punt Returns	No	Yds	Avg	Lg	TD		
N. Clements	2	22	11.0	13	0		
Kickoff Returns	No	Yds	Avg	Lg	TD		
T. McGee	4	176	44.0	98t	1		
D. Shelton	1	15	15.0	15	0		

GAME 4 - 2004 SEASON

New England Patriots 24, Miami Dolphins 10

Sunday, 10/10/04 ★ Gillette Stadium ★ 1:00 p.m. (3:05)

Att: 68,756 ★ Game Weather: Mostly Cloudy ★ Temp: 64°F ★ Wind: NNW 8 mph

Game Notes

The Patriots won their fourth game of the season, 24-10, against the Dolphins at Gillette Stadium ★ The Patriots set the all-time pro football record with their 19th consecutive victory ★ The Patriots also tied the NFL's post-merger record of 16 consecutive regular-season wins ★ Daniel Graham recorded his fifth consecutive regular-season game with a touchdown with his 1-yard catch in the end zone ★ Randall Gay recorded the first interception of his career in the first quarter ★ David Givens recorded his first touchdown reception of the season on a 5-yard toss from Tom Brady to end the first half.

Field Goals (made) & missed

W. Welker (29) A. Vinatieri (40) 47WR

	1	2	3	4	Total
Miami	0	7	3	0	10
New England	7	10	7	0	24

Team Statistics

	MIA	NE
First Downs	18	14
Third Down Eff.	7-19-37%	4-14-29%
Fourth Down Eff.	2-6-33%	0-0-0%
Total Net Yards	295	204
Offensive Plays	72	58
Net Yards Rushing	67	135
Rushing Plays	26	38
Net Yards Passing	228	69
Sacked/Yds Lost	3/29	1/7
Pass Att.-Comp.-Int.	43-21-1	19-7-1
Punts-Avg.	3-40.0	5-43.2
Penalties-Yds	12-86	7-55
Fumbles/Lost	3/1	0/0
Touchdowns	1	3
Rushing	0	1
Passing	1	2
Returns	0	0
Field Goals Made-Att.	1-1	1-2
Time of Possession	31:02	28:58

Qtr	Time	Play Description (Extra Point)(Drive Info)	Visitor	Home
NE	1	6:31 D. Graham 1-yd. pass from T. Brady (A. Vinatieri kick) (7-30, 3:30)	0	7
NE	2	13:33 A. Vinatieri 40-yd. field goal (10-42, 4:40)	0	10
MIA	2	5:16 C. Chambers 10-yd. pass from J. Fiedler (W. Welker kick) (7-63, 4:03)	7	10
NE	2	0:36 D. Givens 5-yd. pass from T. Brady (A. Vinatieri kick) (6-46, 2:39)	7	17
NE	3	8:26 R. Abdullah 1-yd. run (A. Vinatieri kick) (6-48, 3:18)	7	24
MIA	3	1:58 W. Welker 29-yd. field goal (12-51, 6:28)	10	24

Individual Statistics

Miami Dolphins							New England Patriots								
Rushing	Att	Yds	Avg	Lg	TD		Rushing	Att	Yds	Avg	Lg	TD			
B. Forsey	13	44	3.4	15	0		C. Dillon	18	94	5.2	36	0			
L. Henry	5	10	2.0	7	0		P. Pass	10	37	3.7	12	0			
S. Morris	3	7	2.3	5	0		R. Abdullah	5	4	0.8	4	1			
J. Fielder	3	6	2.0	7	0		K. Faulk	1	1	1.0	1	0			
M. Turk	1	3	3.0	3	0		T. Brady	4	-1	-0.2	2	0			
C. Chambers	1	-3	-3.0	-3	0										
Total	26	67	2.6	15	0		Total	38	135	3.6	36	1			
Passing	Att	Cmp	Yds	S/YL	TD	Lg	I	Passing	Att	Cmp	Yds	S/YL	TD	Lg	I
J. Fielder	41	20	251	3/29	1	45	1	T. Brady	19	7	76	1/7	2	28	1
A. Feeley	2	1	6	0/0	0	6	0								
Receiving	Att	Yds	Avg	Lg	TD		Receiving	Att	Yds	Avg	Lg	TD			
M. Booker	7	123	17.6	45	0		D. Givens	4	33	8.3	12	1			
C. Chambers	6	37	6.2	10	1		D. Patten	1	28	28.0	28	0			
R. McMichael	4	62	15.5	34	0		K. Faulk	1	14	14.0	14	0			
D. Thompson	2	23	11.5	15	0		D. Graham	1	1	1.0	1	1			
B. Gilmore	1	11	11.0	11	0										
R. Konrad	1	1	1.0	1	0										
Total	21	257	12.2	45	1		Total	7	76	10.9	28	2			
Interceptions	No	Yds	Avg	Lg	TD		Interceptions	No	Yds	Avg	Lg	TD			
P. Surtain	1	0	0.0	0	0		R. Gay	1	10	10.0	10	0			
Punting	No	Yds	Avg	TB	In20	LG	Punting	No	Yds	Avg	TB	In20	LG		
M. Turk	3	120	40.0	1	0	46	Jo. Miller	5	216	43.2	0	0	51		
Punt Returns	No	Yds	Avg	Lg	TD		Punt Returns	No	Yds	Avg	Lg	TD			
T. Brown	2	20	10.0	17	0		C. Morton	1	9	9.0	9	0			
Kickoff Returns	No	Yds	Avg	Lg	TD		Kickoff Returns	No	Yds	Avg	Lg	TD			
W. Welker	5	101	20.2	27	0		K. Kasper	2	40	20.0	21	0			
							D. Klecko	0	0	0.0	0	0			

GAME 5 - 2004 SEASON

New England Patriots 30, Seattle Seahawks 20

Sunday, 10/17/04 ★ Gillette Stadium ★ 1:00 p.m. (3:14)

Att: 68,756 ★ **Game Weather:** Partly Cloudy ★ **Temp:** 50°F ★ **Wind:** SSW 12 mph

Game Notes

The 30-20 win gave the Patriots 20 consecutive wins, including 14 straight at Gillette Stadium ★ Ty Law intercepted Matt Hasselbeck for his 36th career interception, tying Raymond Clayborn for the franchise record ★ Corey Dillon rushed for 105 yards, the 30th 100+ yard game of his career ★ Mike Vrabel, Willie McGinest and Ty Warren combined to sack Hasselbeck three times ★ McGinest intercepted Hasselbeck and returned it 27 yards to set up the Patriots' first touchdown.

Field Goals (made) & missed

J. Brown (33), (40), (28), (31) A. Vinatieri (40), (39), (30)

	1	2	3	4	Total
Seattle	0	6	3	11	20
New England	10	10	0	10	30

Team Statistics

	SEA	NE
First Downs	23	20
Third Down Eff.	8-17-47%	7-14-50%
Fourth Down Eff.	0-0-0%	0-0-0%
Total Net Yards	443	362
Offensive Plays	74	64
Net Yards Rushing	102	138
Rushing Plays	21	33
Net Yards Passing	341	224
Sacked/Yds Lost	3/8	1/7
Pass Att.-Comp.-Int.	50-27-2	30-19-1
Punts-Avg.	3-38.0	2-40.5
Penalties-Yds	6-50	6-46
Fumbles/Lost	1/0	1/1
Touchdowns	1	3
Rushing	1	2
Passing	0	1
Returns	0	0
Field Goals Made-Att.	4-4	3-3
Time of Possession	28:23	31:37

Qtr	Time	Play Description (Extra Point)(Drive Info)	Visitor	Home
NE	1	7:44 C. Dillon 1-yd. run (A. Vinatieri kick) (5-26, 2:22)	0	7
NE	1	2:14 A. Vinatieri 40-yd. field goal (7-21, 2:48)	0	10
NE	2	12:32 D. Patten 6-yd. pass from T. Brady (A. Vinatieri kick) (6-67, 3:07)	0	17
SEA	2	9:35 J. Brown 33-yd. field goal (8-59, 2:57)	3	17
NE	2	3:07 A. Vinatieri 39-yd. field goal (12-50, 6:28)	3	20
SEA	2	0:34 J. Brown 40-yd. field goal (10-41, 2:33)	6	20
SEA	3	9:01 J. Brown 28-yd. field goal (11-73, 4:12)	9	20
SEA	4	11:05 S. Alexander 9-yd. run (M. Hasselbeck-J. Stevens pass) (4-45, 1:32)	17	20
NE	4	6:43 A. Vinatieri 30-yd. field goal (12-68, 4:22)	17	23
SEA	4	3:01 J. Brown 31-yd. field goal (11-62, 3:42)	20	23
NE	4	1:55 C. Dillon 9-yd. run (A. Vinatieri kick) (5-63, 1:06)	20	30

Individual Statistics

Seattle Seahawks							New England Patriots								
Rushing	Att	Yds	Avg	Lg	TD		Rushing	Att	Yds	Avg	Lg	TD			
S. Alexander	16	77	4.8	13	1		C. Dillon	23	105	4.6	15	2			
M. Morris	2	16	8.0	9	0		K. Faulk	6	21	3.5	7	0			
M. Strong	3	9	3.0	5	0		T. Brady	3	7	2.3	6	0			
							D. Patten	1	5	5.0	5	0			
Total	21	102	4.9	13	1		Total	33	138	4.2	15	2			
Passing	Att	Cmp	Yds	S/YL	TD	Lg	Int	Passing	Att	Cmp	Yds	S/YL	TD	Lg	Int
M. Hasselbeck	50	27	349	3/8	0	37	1	T. Brady	30	19	231	1/7	1	48	1
Receiving	Att	Yds	Avg	Lg	TD		Receiving	Att	Yds	Avg	Lg	TD			
K. Robinson	9	150	16.7	31	0		D. Patten	5	58	11.6	19	1			
J. Stevens	4	50	12.5	15	0		D. Graham	4	45	11.3	24	0			
B. Engram	3	35	11.7	13	0		K. Faulk	4	37	9.3	14	0			
M. Strong	3	10	3.3	11	0		C. Dillon	2	6	3.0	4	0			
D. Jackson	2	40	20.0	37	0		B. Johnson	1	48	48.0	48	0			
S. Alexander	2	30	15.0	24	0		D. Givens	1	17	17.0	17	0			
A. Bannister	2	10	5.0	8	0		D. Klecko	1	11	11.0	11	0			
I. Mili	1	17	17.0	17	0		R. Abdullah	1	9	9.0	9	0			
M. Morris	1	7	7.0	7	0										
Total	27	349	12.9	37	0		Total	19	231	12.2	48	1			
Interceptions	No	Yds	Avg	Lg	TD		Interceptions	No	Yds	Avg	Lg	TD			
M. Boulware	1	0	0.0	0	0		W. McGinest	1	27	27.0	27	0			
							T. Law	1	0	0.0	0	0			
							Total	2	27	13.5	27	0			
Punting	No	Yds	Avg	TB	In20	LG	Punting	No	Yds	Avg	TB	In20	LG		
D. Jones	3	114	38.0	0	0	42	Jo. Miller	2	81	40.5	0	2	52		
Punt Returns	No	Yds	Avg	Lg	TD		Punt Returns	No	Yds	Avg	Lg	TD			
M. Morris	1	0	0.0	0	0		K. Faulk	2	15	7.5	8	0			
Kickoff Returns	No	Yds	Avg	Lg	TD		Kickoff Returns	No	Yds	Avg	Lg	TD			
M. Morris	7	171	24.4	28	0		B. Johnson	5	118	23.6	28	0			

GAME 6 - 2004 SEASON

New England Patriots 13, New York Jets 7

Sunday, 10/24/04 ★ Gillette Stadium ★ 4:05 p.m. (2:53)

Att: 68,756★ Game Weather: Drizzle ★ Temp: 46°F ★ Wind: N 15 mph

Game Notes

The Patriots started the season 6-0 for the first time in team history with a 13-7 victory over the New York Jets ★ The victory gave the Patriots 21 consecutive wins, including 15 straight at Gillette Stadium ★ Corey Dillon accumulated 115 yards on the ground, his third 100-yard game of the season and the 31st of his career ★ David Givens exceeded the 100-yard mark for the second time of his career with his 107 receiving yards ★ The victory was the 18th consecutive regular season win for the Patriots, setting the NFL's all-time mark in that category, surpassing the 17 consecutive regular season wins by George Halas' Chicago Bears from 1933-34.

Field Goals (made) & missed

A. Vinatieri (41), (27)

	1	2	3	4	Total
New York Jets	0	7	0	0	7
New England	3	10	0	0	13

Team Statistics

	NYJ	NE
First Downs	15	21
Third Down Eff.	5-12-42%	5-12-42%
Fourth Down Eff.	1-2-50%	0-0-0%
Total Net Yards	268	343
Offensive Plays	57	61
Net Yards Rushing	106	133
Rushing Plays	27	29
Net Yards Passing	162	210
Sacked/Yds Lost	0/0	3/20
Pass Att.-Comp.-Int.	30-19-0	29-20-0
Punts-Avg.	4-33.8	3-36.7
Penalties-Yds	6-37	6-53
Fumbles/Lost	2/1	1/1
Touchdowns	1	1
Rushing	0	0
Passing	0	1
Returns	0	0
Field Goals Made-Att.	0-0	2-2
Time of Possession	31:01	28:59

Qtr	Time	Play Description(Extra Point)(Drive Info)	Visitor	Home
NE	1	8:33 A. Vinatieri 41-yd. field goal (12-53, 6:27)	0	3
NE	2	9:31 A. Vinatieri 27-yd. field goal (14-84, 7:34)	0	6
NY	2	1:55 C. Pennington 1-yd. run (D. Brien kick) (13-78, 7:36)	7	6
NE	2	0:05 D. Patten 7-yd. pass from T. Brady (A. Vinatieri kick) (7-62, 1:50)	7	13

Individual Statistics

New York Jets								New England Patriots							
Rushing	Att	Yds	Avg	Lg	TD			Rushing	Att	Yds	Avg	Lg	TD		
C. Martin	20	70	3.5	9	0			C. Dillon	22	115	5.2	44	0		
L. Jordan	3	21	7.0	12	0			K. Faulk	4	21	5.3	10	0		
D. Pennington	3	15	5.0	12	1			T. Brady	3	-3	-1.0	-1	0		
S. Moss	1	0	0.0	0	0										
Total	27	106	3.9	12	1			Total	29	133	4.6	44	0		
Passing	Att	Cmp	Yds	S/YL	TD	Lg	I	Passing	Att	Cmp	Yds	S/YL	TD	Lg	I
C. Pennington	30	19	162	0/0	0	20	0	T. Brady	29	20	230	3/20	1	42	0
Receiving	Att	Yds	Avg	Lg	TD			Receiving	Att	Yds	Avg	Lg	TD		
J. McCareins	6	83	13.8	20	0			K. Faulk	6	44	7.3	24	0		
C. Baker	3	26	8.7	13	0			D. Givens	5	107	21.4	42	0		
J. Sowell	2	13	6.5	9	0			D. Patten	3	33	11.0	15	1		
S. Moss	2	12	6.0	8	0			D. Graham	2	21	10.5	15	0		
A. Becht	2	8	4.0	6	0			B. Johnson	2	18	9.0	14	0		
C. Martin	2	0	0.0	3	0			D. Klecko	2	7	3.5	8	0		
W.Chreibet	1	18	18.0	18	0										
L. Jordan	1	2	2.0	2	0			Total	20	230	11.5	42	1		
Total	19	162	8.5	20	0										
Interceptions	No	Yds	Avg	Lg	TD			Interceptions	No	Yds	Avg	Lg	TD		
None								None							
Punting	No	Yds	Avg	TB	In20	LG		Punting	No	Yds	Avg	TB	In20	LG	
T. Gowin	4	135	33.8	0	1	41		Jo. Miller	3	110	36.7	0	3	40	
Punt Returns	No	Yds	Avg	Lg	TD			Punt Returns	No	Yds	Avg	Lg	TD		
J. McCareins	1	5	5.0	5	0			K. Faulk	2	3	1.5	3	0		
Kickoff Returns	No	Yds	Avg	Lg	TD			Kickoff Returns	No	Yds	Avg	Lg	TD		
J. Carter	3	53	17.7	21	0			B. Johnson	2	46	23.0	27	0		

GAME 7 - 2004 SEASON

Pittsburgh Steelers 34, New England Patriots 20

Sunday, 10/31/04 ★ Heinz Field, Pittsburgh, Pa. ★ 4:14 p.m. (3:13)

Att: 64,737 ★ Game Weather: Fair ★ Temp: 64°F ★ Wind: W 13 mph

Game Notes

The Patriots saw their NFL record 21-game winning streak snapped in Pittsburgh ★ The Patriots also had their team record six-game season-opening winning streak broken ★ New England scored first in its 12th consecutive game when Adam Vinatieri booted a 43-yard field goal to open the scoring ★ David Givens notched his second consecutive 100-yard receiving game when he grabbed eight catches for 101 yards ★ Givens' eight receptions were a career-high ★ The Patriots allowed the Steelers to score 21 points in the first quarter after allowing a total of just 10 first-quarter points in their first six games combined.

Field Goals (made) & missed

A. Vinatieri (43), (25) J. Reed (19), (29)

	1	2	3	4	Total
New England	3	7	3	7	20
Pittsburgh	21	3	10	0	34

Team Statistics

	NE	PIT
First Downs	19	25
Third Down Eff.	3-9-33%	9-16-56%
Fourth Down Eff.	0-0-0%	0-0-0%
Total Net Yards	248	417
Offensive Plays	53	73
Net Yards Rushing	5	221
Rushing Plays	6	49
Net Yards Passing	243	196
Sacked/Yds Lost	4/28	0/0
Pass Att.-Comp.-Int.	43-25-2	24-18-0
Punts-Avg.	3-52.3	4-44.3
Penalties-Yds	6-55	9-90
Fumbles/Lost	3/2	1/0
Touchdowns	2	4
Rushing	0	1
Passing	2	2
Returns	0	1
Field Goals Made-Att.	2-2	2-2
Time of Possession	17:02	42:58

Qtr	Time	Play Description (Extra Point)(Drive Info)	Visitor	Home
NE 1	11:39	A. Vinatieri 43-yd. field goal (7-53, 2:18)	3	0
PIT 1	3:46	P. Burress 47-yd. pass from B. Roethlisberger (J. Reed kick) (6-80, 4:10)	3	7
PIT 1	0:29	P. Burress 4-yd. pass from B. Roethlisberger (J. Reed kick) (5-27, 3:02)	3	14
PIT 1	0:13	D. Townsend 39-yd. interception return (J. Reed kick)	3	21
PIT 2	2:06	J. Reed 19-yd. field goal (9-79, 5:29)	3	24
NE 2	0:42	D. Givens 2-yd. pass from T. Brady (A. Vinatieri kick) (7-56, 1:24)	10	24
PIT 3	13:06	J. Bettis 2-yd. run (J. Reed kick) (4-17, 1:37)	10	31
NE 3	10:41	A. Vinatieri 25-yd. field goal (11-59, 2:25)	13	31
PIT 3	2:06	J. Reed 29-yd. field goal (14-61, 8:35)	13	34
NE 4	6:33	D. Givens 23-yd. pass from T. Brady (A. Vinatieri kick) (10-86, 3:14)	20	34

Individual Statistics

New England Patriots							Pittsburgh Steelers								
Rushing	Att	Yds	Avg	Lg	TD		Rushing	Att	Yds	Avg	Lg	TD			
K. Faulk	5	4	0.8	4	0		D. Staley	25	125	5.0	11	0			
C. Cobbs	1	1	1.0	1	0		J. Bettis	15	65	4.3	29	1			
							V. Haynes	3	17	5.7	8	0			
							H. Ward	1	11	11.0	11	0			
							B. Roethlisberger	5	3	0.6	5	0			
Total	6	5	0.8	4	0		Total	49	221	4.5	29	1			
Passing	Att	Cmp	Yds	S/YL	TD	Lg	I	Passing	Att	Cmp	Yds	S/YL	TD	Lg	I
T. Brady	43	25	271	4/28	2	23	2	B. Roethlisberger	24	18	196	0/0	2	47	0
Receiving	Att	Yds	Avg	Lg	TD		Receiving	Att	Yds	Avg	Lg	TD			
D. Givens	8	101	12.6	23	2		H. Ward	6	58	9.7	21	0			
K. Faulk	8	72	9.0	17	0		A. Randle El	6	44	7.3	20	0			
T. Brown	5	59	11.8	19	0		P. Burress	3	63	21.0	47	2			
D. Patten	4	39	9.8	15	0		V. Haynes	2	18	9.0	14	0			
							D. Kreider	1	13	13.0	13	0			
Total	25	271	10.8	23	2		Total	18	196	10.9	47	2			
Interceptions	No	Yds	Avg	Lg	TD		Interceptions	No	Yds	Avg	Lg	TD			
None							D. Townsend	1	39	39.0	39	1			
							I. Taylor	1	0	0	0	0			
							Total	2	39	19.5	39	1			
Punting	No	Yds	Avg	TB	In20	LG	Punting	No	Yds	Avg	TB	In20	LG		
Jo. Miller	3	157	52.3	1	1	55	C. Gardocki	4	177	44.3	0	2	48		
Punt Returns	No	Yds	Avg	Lg	TD		Punt Returns	No	Yds	Avg	Lg	TD			
K. Faulk	3	15	5.0	6	0		A. Randle El	2	10	5.0	9	0			
Kickoff Returns	No	Yds	Avg	Lg	TD		Kickoff Returns	No	Yds	Avg	Lg	TD			
B. Johnson	6	158	26.3	41	0		A. Randle El	4	113	28.3	37	0			
							R. Coldough	1	23	23.0	23	0			

GAME 8 - 2004 SEASON

New England Patriots 40, St. Louis Rams 22

Sunday, 11/7/04 ★ Edward Jones Dome, St. Louis, Mo. ★ 4:15 p.m. (3:20)

Att: 66,107 ★ Game Weather: Indoors

Game Notes

The Patriots put up 40 points for the first time in more than two years in their 40-22 victory over the Rams ★ Adam Vinatieri threw his first career pass on a 4-yard touchdown toss to Troy Brown on a fake field goal in the third quarter to put the Patriots up 26-14 ★ Roman Phifer registered his first interception in more than three years when he grabbed a batted pass and returned it 25 yards ★ Corey Dillon and David Givens each exceeded the 100-yard mark, with 112 rushing and 100 receiving yards, respectively.

Field Goals (made) & missed

A. Vinatieri (43), (31), (45), (36)

	1	2	3	4	Total
New England	6	13	14	7	40
St. Louis	0	14	0	8	22

Team Statistics

	NE	STL
First Downs	22	21
Third Down Eff.	7-14-50%	2-9-22%
Fourth Down Eff.	1-1-100%	1-2-50%
Total Net Yards	376	340
Offensive Plays	66	57
Net Yards Rushing	147	81
Rushing Plays	32	19
Net Yards Passing	229	259
Sacked/Yds Lost	2/9	5/26
Pass Att.-Comp.-Int.	32-19-0	33-23-1
Punts-Avg.	2-45.5	4-42.5
Penalties-Yds	7-48	10-80
Fumbles/Lost	1/1	2/2
Touchdowns	4	3
Rushing	1	0
Passing	3	2
Returns	0	1
Field Goals Made-Att.	4-4	0-0
Time of Possession	31:45	28:15

Qtr	Time	Play Description (Extra Point) (Drive Info)	Visitor	Home
NE	1	11:39 A. Vinatieri 43-yd. field goal (7-53, 2:18)	3	0
NE	1	5:42 A. Vinatieri 31-yd. field goal (5-15, 1:49)	6	0
STL	2	14:46 L. Little fumble recovery in end zone (J. Wilkins kick)	6	7
NE	2	9:04 M. Vrabel 2-yd. pass from T. Brady (A. Vinatieri) (10-64, 5:42)	13	7
STL	2	5:19 I. Bruce 11-yd. pass from M. Bulger	13	14
NE	2	3:03 A. Vinatieri 45-yd. field goal (5-46, 2:16)	16	14
NE	2	0:00 A. Vinatieri 36-yd. field goal (9-54, 1:02)	19	14
NE	3	7:15 T. Brown 4-yd. pass from A. Vinatieri (A. Vinatieri kick) (9-54, 4:34)	26	14
NE	3	3:36 C. Dillon 5-yd. run (A. Vinatieri kick) (4-21, 2:07)	33	14
STL	4	14:13 T. Holt 16-yd. pass from M. Bulger (M. Faulk run) (11-73, 4:23)	33	22
NE	4	5:23 B. Johnson 4-yd. pass from T. Brady (A. Vinatieri kick) (9-64, 5:29)	40	22

Individual Statistics

New England Patriots										St. Louis Rams									
Rushing	Att	Yds	Avg	Lg	TD					Rushing	Att	Yds	Avg	Lg	TD				
C. Dillon	25	112	4.5	17	1					M. Faulk	12	66	5.5	14	0				
P. Pass	3	25	8.3	19	0					M. Bulger	2	14	7.0	9	0				
K. Faulk	1	9	9.0	9	0					S. Jackson	3	1	0.3	1	0				
T. Brady	3	1	0.3	3	0					S. McDonald	2	0	0.0	7	0				
Total	6	5	0.8	4	0					Total	49	221	4.5	29	1				
Passing	Att	Cmp	Yds	S/YL	TD	Lg	I			Passing	Att	Cmp	Yds	S/YL	TD	Lg	I		
T. Brady	43	25	271	4/28	2	23	2			M. Bulger	33	23	285	5/26	2	48	1		
A. Vinatieri	1	1	4	0/0	1	4	1												
Receiving	Att	Yds	Avg	Lg	TD					Receiving	Att	Yds	Avg	Lg	TD				
D. Givens	5	100	20.0	50	0					T. Holt	6	111	18.5	35	1				
P. Pass	3	32	10.7	22	0					M. Faulk	6	22	3.7	8	0				
T. Brown	3	30	10.0	18	1					I. Bruce	4	59	14.8	20	1				
D. Patten	2	34	17.0	20	0					B. Manumaleuna	3	53	17.7	48	0				
C. Dillon	2	19	9.5	14	0					S. McDonald	3	33	11.0	16	0				
K. Faulk	2	17	8.5	12	0					K. Curtis	1	7	7.0	7	0				
B. Johnson	1	4	4.0	4	1														
M. Vrabel	1	2	2.0	2	1														
Total	19	238	12.5	50	3					Total	23	285	12.4	48	2				
Interceptions	No	Yds	Avg	Lg	TD					Interceptions	No	Yds	Avg	Lg	TD				
R. Phifer	1	26	26.0	26	0					None									
Punting	No	Yds	Avg	TB	In20	LG				Punting	No	Yds	Avg	TB	In20	LG			
Jo. Miller	2	91	45.5	0	0	50				S. Landeta	4	170	42.5	0	2	50			
Punt Returns	No	Yds	Avg	Lg	TD					Punt Returns	No	Yds	Avg	Lg	TD				
K. Faulk	2	22	11.0	15	0					S. McDonald	2	3	1.5	3	0				
Kickoff Returns	No	Yds	Avg	Lg	TD					Kickoff Returns	No	Yds	Avg	Lg	TD				
B. Johnson	2	43	21.5	22	0					A. Harris	7	159	22.7	26	0				
P. Pass	2	42	21.0	24	0														
Total	4	85	21.3	24	0														

GAME 9 - 2004 SEASON

New England Patriots 29, Buffalo Bills 6

Sunday, 11/14/04 ★ Gillette Stadium ★ 8:30 p.m. (3:00)

Att: 68,756 ★ Game Weather: Clear ★ Temp: 40°F ★ Wind: N 2 mph

Game Notes

Adam Vinatieri became the second Patriot to reach the 1,000-point mark with his extra point following New England's first touchdown of the night ★ Corey Dillon notched his fifth 100-yard game of the season with 151 yards on the ground ★ Troy Brown recorded his first career interception and became the first Patriot to register an interception and a reception in the same game with his fourth-quarter pick of Drew Bledsoe ★ David Patten tied his career high with his fifth touchdown reception of the season ★ Vinatieri was a perfect 5-for-5 on field goals for the game, tying a single-game career high.

Field Goals (made) & missed

A. Vinatieri (27), (24), (20), (45), (37)

	1	2	3	4	Total
Buffalo	0	0	6	0	6
New England	3	17	3	6	29

Team Statistics

	BUF	NE
First Downs	8	25
Third Down Eff.	0-7-0%	7-17-41%
Fourth Down Eff.	0-1-0%	0-1-0%
Total Net Yards	125	428
Offensive Plays.....	41	82
Net Yards Rushing	50	208
Rushing Plays.....	17	45
Net Yards Passing	75	220
Sacked/Yds Lost	3/6	2/13
Pass Att.-Comp.-Int.	21-9-4	35-19-1
Punts-Avg.	5-48.0	3-46.7
Penalties-Yds	2-48	5-44
Fumbles/Lost	1/1	0/0
Touchdowns	1	2
Rushing	0	0
Passing	0	2
Returns	1	0
Field Goals Made-Att.	0-0	5-5
Time of Possession	18:38	41:22

Qtr	Time	Description(Extra Point)	Visitor	Home
NE 1	4:20	A. Vinatieri 27-yd. field goal (12-81, 5:58)	0	3
NE 1	5:42	A. Vinatieri 24-yd. field goal (11-91, 4:33)	0	6
NE 2	3:56	D. Patten 13-yd. pass from T. Brady (A. Vinatieri kick) (11-75, 5:29)	0	13
NE 2	0:35	C. Fauria 5-yd. pass from T. Brady (A. Vinatieri kick) (4-27, 1:35)	0	20
NE 3	9:08	A. Vinatieri 20-yd. field goal (13-70, 5:52)	0	23
BUF 3	2:33	J. Smith 70-yd. punt return (run failed)	6	23
NE 4	14:55	A. Vinatieri 45-yd. field goal (6-49, 2:38)	6	26
NE 4	4:40	A. Vinatieri 37-yd. field goal (12-50, 6:54)	6	29

Individual Statistics

Buffalo Bills										New England Patriots											
Rushing	Att	Yds	Avg	Lg	TD	Rushing	Att	Yds	Avg	Lg	TD	Passing	Att	Cmp	Yds	S/YL	TD	Lg	I		
W. McGahee	14	37	2.6	11	0	C. Dillon	26	151	5.8	30	0	D. Bledsoe	19	8	76	2/6	0	17	3		
D. Bledsoe	1	8	8.0	8	0	K. Faulk	13	61	4.7	15	0	J. Losman	2	1	5	1/0	0	5	1		
J. Losman	1	5	5.0	5	0	T. Brady	1	2	2.0	2	0										
J. Burns	1	0	0.0	0	0	R. Davey	1	-1	-1.0	-1	0										
						R. Abdullah	4	-5	-1.2	2	0										
Total	17	50	2.9	11	0	Total	45	208	4.6	30	0										
Passing	Att	Cmp	Yds	S/YL	TD	Lg	I	Passing	Att	Cmp	Yds	S/YL	TD	Lg	I	Receiving	Att	Yds	Avg	Lg	TD
D. Bledsoe	19	8	76	2/6	0	17	3	T. Brady	35	19	233	2/13	2	47	1	D. Givens	5	66	13.2	20	0
J. Losman	2	1	5	1/0	0	5	1								D. Patten	3	43	14.3	15	1	
															T. Brown	2	23	11.5	17	0	
Receiving	Att	Yds	Avg	Lg	TD	Int	TD	Receiving	Att	Yds	Avg	Lg	TD	Int	TD	K. Faulk	2	16	8.0	9	0
E. Moulds	5	46	9.2	17	0			D. Givens	5	66	13.2	20	0			P. Pass	2	9	4.5	5	0
L. Evans	1	15	15.0	15	0			D. Patten	3	43	14.3	15	1			B. Johnson	1	47	47.0	47	0
W. McGahee	1	12	12.0	12	0			T. Brown	2	23	11.5	17	0			J. Weaver	1	10	10.0	10	0
D. Shelton	1	5	5.0	5	0			K. Faulk	2	16	8.0	9	0			D. Graham	1	9	9.0	9	0
T. Euhus	1	3	3.0	3	0			P. Pass	2	9	4.5	5	0			C. Dillon	1	5	5.0	5	0
								B. Johnson	1	47	47.0	47	0			C. Fauria	1	5	5.0	5	1
								J. Weaver	1	10	10.0	10	0			Total	19	233	12.3	47	2
Total	9	81	9.0	17	0	0	0	D. Graham	1	9	9.0	9	0								
Interceptions	No	Yds	Avg	Lg	TD	TD	TD	Interceptions	No	Yds	Avg	Lg	TD	TD	TD	T. Bruschi	1	29	29.0	29	0
N. Clements	1	35	35.0	35	0			T. Brown	1	17	17.0	17	0			T. Brown	1	17	17.0	17	0
								T. Banta-Cain	1	4	4.0	4	0			E. Wilson	1	0	0.0	0	0
								E. Wilson	1	0	0.0	0	0								
Punting	No	Yds	Avg	TB	In20	LG	LG	Punting	No	Yds	Avg	TB	In20	LG	LG	Punt Returns	No	Yds	Avg	Lg	TD
B. Moorman	5	240	48.0	1	1	58	58	Jo. Miller	3	140	46.7	0	0	51	51	K. Faulk	3	34	11.3	16	0
Punt Returns	No	Yds	Avg	Lg	TD	TD	TD	Punt Returns	No	Yds	Avg	Lg	TD	TD	TD	K. Faulk	3	34	11.3	16	0
J. Smith	1	70	70.0	70	0																
N. Clements	1	0	0.0	0	0																
Kickoff Returns	No	Yds	Avg	Lg	TD	TD	TD	Kickoff Returns	No	Yds	Avg	Lg	TD	TD	TD	B. Johnson	1	32	32.0	32	0
T. McGee	6	132	22.0	34	0			B. Johnson	1	32	32.0	32	0			P. Pass	1	16	16.0	16	0
D. Shelton	1	10	10.0	10	0			P. Pass	1	16	16.0	16	0			Total	2	48	24.0	32	0
Total	7	142	20.3	34	0	0	0	Total	2	48	24.0	32	0	0	0						

GAME 10 - 2004 SEASON

New England Patriots 27, Kansas City Chiefs 19

Monday, 11/22/04 ★ Arrowhead Stadium, Kansas City, Mo. ★ 9:00 p.m. (3:04)

Att: 78,431 ★ Game Weather: Overcast ★ Temp: 45°F ★ Wind: S 5 mph

Game Notes

Corey Dillon's 5-yard touchdown run in the first quarter marked the 15th consecutive game in which the Patriots had scored first, tying them with the 1978 Miami Dolphins for the NFL record ★ Troy Brown passed Ben Coates to move into third place on the Patriots all-time receiving yardage list with his 22-yard reception in the second quarter ★ Deion Branch returned from a seven-game absence to grab six passes for 105 yards ★ Ty Warren notched a career single-game high two sacks, while Willie McGinest and Roosevelt Colvin contributed a sack each ★ Daniel Graham caught a career long 48-yard pass in the second quarter.

Field Goals (made) & missed

A. Vinatieri (37), (28) L. Tynes (44), (24)

	1	2	3	4	Total
New England	7	10	7	3	27
Kansas City	10	0	3	6	19

Team Statistics

	NE	KC
First Downs	21	20
Third Down Eff.	8-12-67%	6-14-43%
Fourth Down Eff.	0-0-0%	1-2-50%
Total Net Yards	407	417
Offensive Plays	59	66
Net Yards Rushing	98	64
Rushing Plays	32	20
Net Yards Passing	309	353
Sacked/Yds Lost	1/6	4/28
Pass Att.-Comp.-Int.	26-17-0	42-27-1
Punts-Avg.	2-43.5	3-31.7
Penalties-Yds	4-25	7-50
Fumbles/Lost	1/1	1/0
Touchdowns	3	2
Rushing	2	0
Passing	1	2
Returns	0	0
Field Goals Made-Att.	2-2	2-2
Time of Possession	27:59	32:01

Qtr	Time	Play Description(Extra Point)(Drive Info)	Visitor	Home
NE 1	10:29	C. Dillon 5-yd. run (A. Vinatieri kick) (10-71, 4:31)	7	0
KC 1	7:47	L. Tynes 44-yd. field goal (5-30, 2:42)	7	3
KC 1	3:41	E. Kennison 65-yd. pass from T. Green (L. Tynes kick) (5-84, 2:34)	7	10
NE 2	8:27	C. Dillon 1-yd. run (A. Vinatieri kick) (10-75, 4:35)	14	10
NE 2	3:52	A. Vinatieri 37-yd. field goal (6-37, 2:19)	17	10
KC 3	6:45	L. Tynes 24-yd. field goal (15-68, 8:15)	17	13
NE 3	4:54	D. Branch 26-yd. pass from T. Brady (A. Vinatieri kick) (4-75, 1:51)	24	13
KC 4	6:13	E. Kennison 26-yd. pass from T. Green (pass failed) (11-97, 5:45)	24	19
NE 4	1:46	A. Vinatieri 28-yd. field goal (11-54, 4:27)	27	19

Individual Statistics

New England Patriots

Rushing	Att	Yds	Avg	Lg	TD
C. Dillon	26	98	3.8	18	2
K. Faulk	1	1	1.0	1	0
T. Brady	5	-1	-0.2	3	0
Total	32	98	3.1	18	2

Passing	Att	Cmp	Yds	S/YL	TD	Lg	I
T. Brady	26	17	315	1/6	1	48	0

Receiving	Att	Yds	Avg	Lg	TD
D. Branch	6	105	17.5	26	1
D. Graham	3	83	27.7	48	0
T. Brown	2	27	13.5	22	0
P. Pass	2	17	8.5	10	0
D. Patten	1	46	46.0	46	0
C. Dillon	1	20	20.0	20	0
C. Fauria	1	14	14.0	14	0
D. Givens	1	3	3.0	3	0
Total	17	315	18.5	48	1

Interceptions	No	Yds	Avg	Lg	TD
R. Harrison	1	12	12.0	12	0

Punting	No	Yds	Avg	TB	In20	LG
Jo. Miller	2	87	43.5	43.5	2	48

Punt Returns	No	Yds	Avg	Lg	TD
K. Faulk	1	4	4.0	4	0

Kickoff Returns	No	Yds	Avg	Lg	TD
B. Johnson	4	73	18.3	24	0
T. Banta-Cain	1	21	21.0	21	0
Total	5	94	18.8	24	0

Kansas City Chiefs

Rushing	Att	Yds	Avg	Lg	TD
D. Blaylock	19	58	3.1	14	0
T. Green	1	6	6.0	6	0
Total	20	64	3.2	14	0

Passing	Att	Cmp	Yds	S/YL	TD	Lg	I
T. Green	42	27	381	4/28	2	65	1

Receiving	Att	Yds	Avg	Lg	TD
T. Gonzalez	7	86	12.3	22	0
J. Morton	5	107	21.4	26	0
D. Blaylock	5	33	6.6	14	0
E. Kennison	3	99	33.0	65	2
D. Hall	3	32	10.7	19	0
J. Dunn	3	17	5.7	7	0
T. Richardson	1	7	7.0	7	0
Total	27	381	14.1	65	2

Interceptions	No	Yds	Avg	Lg	TD
None					

Punting	No	Yds	Avg	TB	In20	LG
S. Cheek	3	95	31.7	30.3	1	42

Punt Returns	No	Yds	Avg	Lg	TD
D. Hall	1	0	0.0	0	0

Kickoff Returns	No	Yds	Avg	Lg	TD
D. Hall	6	156	26.0	33	0
Total	6	156	26.0	33	0

GAME 11 - 2004 SEASON

New England Patriots 24, Baltimore Ravens 3

Sunday, 11/28/04 ★ Gillette Stadium ★ 4:15 p.m. (3:11)

Att: 68,756 ★ Game Weather: Rain ★ Temp: 52°F ★ Wind: SE 20 mph

Game Notes

The Patriots improved to a franchise-best 10-1 on the season with a 24-3 win over the Ravens ★ Corey Dillon notched his sixth 100-yard game of the season with his 123 yards on the ground ★ On his 5-yard run in the first quarter, Dillon eclipsed the 1,000-yard mark in just 10 games, achieving the milestone in the fewest games of any rusher in Patriots history ★ Tom Brady passed Babe Parilli to move into third place on the Patriots' all-time completions list ★ Jarvis Green recovered a Kyle Boller fumble in the end zone for his first career touchdown after Tedy Bruschi forced the signal caller to fumble on an 18-yard sack.

Field Goals (made) & missed

M. Stover (22) A. Vinatieri (28), (40), (48)

	1	2	3	4	Tot
Baltimore	0	3	0	0	3
New England	0	3	6	15	24

Team Statistics

	BAL	NE
First Downs	8	18
Third Down Eff.	3-14-21%	6-17-35%
Fourth Down Eff.	0-1-0%	1-2-50%
Total Net Yards	124	314
Offensive Plays	59	72
Net Yards Rushing	77	144
Rushing Plays	20	41
Net Yards Passing	47	170
Sacked/Yds Lost	4/46	1/2
Pass Att.-Comp.-Int.	35-15-1	30-15-0
Punts-Avg.	10-44.4	8-32.1
Penalties-Yds	10-106	10-97
Fumbles/Lost	2/1	3/0
Touchdowns	0	2
Rushing	0	1
Passing	0	0
Returns	0	1
Field Goals Made-Att.	1-1	3-3
Time of Possession	24:06	35:54

Qtr Time Play Description(Extra Point)(Drive Info)

NE	2	14:31	A. Vinatieri 28-yd. field goal (13-59, 5:57)	Visitor	Home
BAL	2	0:02	M. Stover 22-yd. field goal (6-12, 0:34)	3	3
NE	3	11:22	A. Vinatieri 40-yd. field goal (9-37, 3:38)	3	6
NE	3	5:39	A. Vinatieri 48-yd. field goal (6-22, 3:32)	3	9
NE	4	14:57	C. Dillon 1-yd. run (C. Dillon run) (9-48, 4:41)	3	17
NE	4	14:15	J. Green fumble recovery in end zone (A. Vinatieri kick)	3	24

Individual Statistics

Baltimore Ravens						
Rushing	Att	Yds	Avg	Lg	TD	
C. Taylor	16	61	3.8	8	0	
K. Boller	2	10	5.0	6	0	
J. White	2	6	3.0	5	0	
Total	20	77	3.9	8	0	

Passing	Att	Cmp	Yds	S/YL	TD	Lg	I
K. Boller	35	15	93	4/46	0	20	1

Receiving						
	Att	Yds	Avg	Lg	TD	
C. Taylor	5	24	4.8	12	0	
K. Johnson	3	20	6.7	8	0	
D. Wilcox	2	30	15.0	20	0	
C. Moore	2	15	7.5	12	0	
T. Taylor	1	4	4.0	4	0	
A. Ricard	1	0	0.0	0	0	
R. Hymes	1	0	0.0	0	0	
Total	15	93	6.2	20	0	

Interceptions	No	Yds	Avg	Lg	TD
None					

Punting	No	Yds	Avg	TB	In20	LG
N. Murphy	10	444	44.4	1	4	52

Punt Returns	No	Yds	Avg	Lg	TD
B. Sams	3	32	10.7	12	0
Total	3	32	10.7	12	0

Kickoff Returns	No	Yds	Avg	Lg	TD
B. Sams	6	106	17.7	28	0
Total	6	106	17.7	28	0

New England Patriots						
Rushing	Att	Yds	Avg	Lg	TD	
C. Dillon	30	123	4.1	18	1	
P. Pass	4	12	3.0	7	0	
K. Faulk	3	7	2.3	6	0	
T. Brady	3	3	1.0	4	0	
R. Davey	1	-1	-1.0	-1	0	
Total	41	144	3.5	18	1	

Passing	Att	Cmp	Yds	S/YL	TD	Lg	I
T. Brady	30	15	172	1/2	0	37	0

Receiving						
	Att	Yds	Avg	Lg	TD	
D. Givens	6	42	7.0	14	0	
D. Branch	4	51	12.8	15	0	
D. Graham	2	24	12.0	22	0	
P. Pass	2	18	9.0	10	0	
D. Patten	1	37	37.0	37	0	
Total	15	172	11.5	37	0	

Interceptions	No	Yds	Avg	Lg	TD
R. Gay	1	13	13.0	13	0

Punting	No	Yds	Avg	TB	In20	LG
Jo. Miller	8	257	32.1	1	1	42

Punt Returns	No	Yds	Avg	Lg	TD
T. Brown	3	28	9.3	14	0
K. Faulk	3	10	3.3	8	0
Total	6	38	6.3	14	0

Kickoff Returns	No	Yds	Avg	Lg	TD
B. Johnson	1	27	27.0	27	0
P. Pass	1	18	18.0	18	0
Total	2	45	22.5	27	0

GAME 12 - 2004 SEASON

New England Patriots 42, Cleveland Browns 15

Sunday, 12/5/04 ★ Cleveland Browns Stadium, Cleveland, Ohio ★ 1:00 p.m. (3:21)

Att: 73,028 ★ Game Weather: Partly Cloudy ★ Temp: 46°F ★ Wind: NNE 5-12 mph

Game Notes

Bethel Johnson returned the opening kickoff 93 yards for a touchdown, the second kickoff return for a score in his career ★ The Patriots set the NFL's post-merger record with their 37th consecutive win when holding a lead at the beginning of the fourth quarter ★ Randall Gay scored his first career touchdown when he scooped up a fumble and returned it 41 yards for a score ★ The Patriots gained 225 net rushing yards, the most rushing yards since the team put up a 257-yard performance 1993 ★ New England scored six touchdowns, the most since a 6-touchdown outing in 1996 ★ New England scored touchdowns on offense, defense and special teams for the first time since Jan. 6, 2002.

Field Goals (made) & missed

	1	2	3	4	Total
New England	14	7	21	0	42
Cleveland	0	7	0	8	15

Team Statistics

	NE	CLV
First Downs	21	26
Third Down Eff.	6-11-55%	5-16-31%
Fourth Down Eff.	0-0-0%	2-3-67%
Total Net Yards	282	370
Offensive Plays	60	79
Net Yards Rushing	56	98
Rushing Plays	23	29
Net Yards Passing	226	272
Sacked/Yds Lost	2/10	2/6
Pass Att.-Comp.-Int.	35-26-2	48-29-1
Punts/Avg.	3/27.3	3/45.0
Penalties/Yds.	6/52	4/31
Fumbles/Lost	4/1	3/1
Touchdowns	5	4
Rushing	2	0
Passing	2	4
Returns	1	0
Field Goals Made-Att.	1-1	2-2
Time of Possession	27:59	32:01

Qtr	Time	Description(Extra Point)(Drive Info)	Visitor	Home
NE	1 14:46	B. Johnson 93-yd. kickoff return (A. Vinatieri kick) (0-0, 0:14)	7	0
NE	1 0:16	C. Dillon 4-yd. run (A. Vinatieri kick) (12-95, 6:38)	14	0
NE	2 6:54	C. Dillon 1-yd. run (A. Vinatieri kick) (10-72, 3:49)	21	0
CLV	2 0:50	A. Bryant 16-yd. pass from L. McCown (P. Dawson kick) (11-70, 1:17)	21	7
NE	3 13:27	R. Gay 41-yd. fumble return (A. Vinatieri kick)	28	7
NE	3 7:28	K. Faulk 10-yd. run (A. Vinatieri kick) (9-73, 4:53)	35	7
NE	3 6:00	D. Patten 44-yd. pass from T. Brady (A. Vinatieri kick) (4-32, 1:15)	42	7
CLV	4 10:02	A. Bryant 40-yd. pass from L. McCown (L. McCown-S. Heiden pass) (2-93, 0:28)	42	15

Individual Statistics

New England Patriots

Rushing	Att	Yds	Avg	Lg	TD
C. Dillon	18	100	5.6	21	2
K. Faulk	13	87	6.7	20	1
C. Cobbs	16	29	1.8	6	0
T. Brady	1	10	10.0	10	0
P. Pass	1	1	1.0	1	0
R. Davey	1	-2	-2.0	-2	0
Total	50	225	4.5	21	3

Passing	Att	Cmp	Yds	S/YL	TD	Lg	I
T. Brady	20	11	157	2/14	1	44	1
R. Davey	6	3	44	0/0	0	20	0

Receiving	Att	Yds	Avg	Lg	TD
D. Patten	3	74	24.7	44	1
D. Givens	3	25	8.3	16	0
P. Pass	2	19	9.5	17	0
C. Fauria	1	25	25.0	25	0
B. Johnson	1	20	20.0	20	0
D. Graham	1	14	14.0	14	0
D. Branch	1	13	13.0	13	0
J. Weaver	1	7	7.0	7	0
K. Faulk	1	4	4.0	4	0
Total	14	201	14.4	44	1

Interceptions	No	Yds	Avg	Lg	TD
R. Harrison	1	0	0.0	0	0
T. Brown	1	0	0.0	0	0

Punting	No	Yds	Avg	TB	In20	LG
Jo. Miller	3	101	33.7	1	1	40

Punt Returns	No	Yds	Avg	Lg	TD
T. Brown	2	5	2.5	4	0
R. Gay	1	0	0.0	0	0
Total	3	5	1.7	4	0

Kickoff Returns	No	Yds	Avg	Lg	TD
B. Johnson	3	134	44.7	93	1

Cleveland Browns

Rushing	Att	Yds	Avg	Lg	TD
W. Green	12	15	1.3	6	0
A. Echemandu	3	12	4.0	6	0
L. McCown	1	11	11.0	11	0
D. Northcutt	1	8	8.0	8	0
Total	17	46	2.7	11	0

Passing	Att	Cmp	Yds	S/YL	TD	Lg	I
L. McCown	34	20	277	3/36	2	53	2
F. Jackson	1	0	0	0/0	0	0	0

Receiving	Att	Yds	Avg	Lg	TD
A. Bryant	7	115	16.4	40	2
D. Northcutt	5	93	18.6	53	0
A. Echemandu	3	25	8.3	19	0
W. Green	3	24	8.0	17	0
S. Heiden	2	20	10.0	12	0

Total	20	277	13.9	53	2
--------------	-----------	------------	-------------	-----------	----------

Interceptions	No	Yds	Avg	Lg	TD
L. Sanders	1	12	12.0	12	0

Punting	No	Yds	Avg	TB	In20	LG
D. Frost	4	147	36.8	0	0	42

Punt Returns	No	Yds	Avg	Lg	TD
D. Northcutt	1	12	12.0	12	0
Total	1	12	12.0	12	0

Kickoff Returns	No	Yds	Avg	Lg	TD
R. Alston	6	137	22.8	30	0

GAME 13 - 2004 SEASON

New England Patriots 35, Cincinnati Bengals 28

Sunday, 12/12/04 ★ Gillette Stadium ★ 1:00 p.m. (3:05)

Att: 68,756 ★ Game Weather: Partly Cloudy ★ Temp: 39°F ★ Wind: W 5 mph

Game Notes

The Patriots clinched the AFC East title and qualified for the playoffs with a 35-28 win over the Cincinnati Bengals ★ New England won the AFC East for the third time in four years and for the fifth time in nine years ★ The Patriots scored two touchdowns in a span of 11 seconds, the quickest back-to-back scores since 1980 ★ Troy Brown registered his third interception of the season when he picked off a Jon Kitna pass in the end zone in the fourth quarter ★ Asante Samuel intercepted Carson Palmer and returned the pick 34 yards for a score, marking the third consecutive game that the Patriots notched a defensive score.

Field Goals (made) & missed

None

	1	2	3	4	Total
Cincinnati	0	14	7	7	28
New England	7	21	7	0	35

Team Statistics

	CIN	NE
First Downs	26	22
Third Down Eff.	9-13-69%	4-10-40%
Fourth Down Eff.	1-1-100%	1-2-50%
Total Net Yards	478	351
Offensive Plays	68	56
Net Yards Rushing	150	94
Rushing Plays	31	29
Net Yards Passing	328	257
Sacked/Yds Lost	0/0	1/3
Pass Att.-Comp.-Int.	37-27-2	26-18-0
Punts-Avg.	2-30.5	3-54.0
Penalties-Yds	9-75	2-13
Fumbles/Lost	2/1	0/0
Touchdowns	4	5
Rushing	1	2
Passing	3	2
Returns	0	1
Field Goals Made-Att.	0-0	0-0
Time of Possession	33:11	26:49

Qtr	Time	Play Description (Extra Point)(Drive Info)	Visitor	Home
NE	1	5:08 C. Dillon 1-yd. run (A. Vinatieri kick) (13-84, 6:18)	0	7
CIN	2	10:03 M. Schobel 2-yd. pass from C. Palmer (S. Graham kick) (11-45, 5:46)	7	7
NE	2	8:31 D. Patten 48-yd. pass from T. Brady (A. Vinatieri kick) (3-70, 1:32)	7	14
NE	2	8:19 A. Samuel 34-yd. interception return (A. Vinatieri kick)	7	21
CIN	2	2:31 C. Johnson 5-yd. pass from C. Palmer (S. Graham kick) (10-69, 5:48)	14	21
NE	2	0:22 K. Faulk 4-yd. run (A. Vinatieri kick) (6-53, 2:09)	14	28
NE	3	9:14 C. Fauria 17-yd. pass from T. Brady (A. Vinatieri kick) (11-75, 5:46)	14	35
CIN	3	3:10 K. Larson 11-yd. run (S. Graham kick) (12-77, 6:04)	21	35
CIN	4	3:50 K. Washington 27-yd. pass from J. Kitna (S. Graham kick) (5-61, 2:47)	28	35

Individual Statistics

Cincinnati Bengals

Rushing	Att	Yds	Avg	Lg	TD
R. Johnson	24	89	3.7	18	0
C. Palmer	2	19	9.5	14	0
K. Watson	2	12	6.0	9	0
K. Larson	1	11	11.0	11	1
C. Johnson	1	10	10.0	10	0
J. Kitna	1	9	9.0	9	0
Total	31	150	4.8	18	1

Passing	Att	Cmp	Yds	S/YL	TD	Lg	I
C. Palmer	24	18	202	0/0	2	33	1
J. Kitna	13	9	126	0/0	1	30	1

Receiving	Att	Yds	Avg	Lg	TD
T. Houshmandzadeh	12	145	12.1	33	0
C. Johnson	5	80	16.0	27	1
K. Washington	2	35	17.5	27	1
R. Johnson	2	35	17.5	30	0
K. Watson	2	15	7.5	9	0
K. Walter	1	11	11.0	11	0
R. Kelly	1	5	5.0	5	0
M. Schobel	1	2	2.0	2	1
J. Johnson	1	0	0.0	0	0
Total	27	328	12.1	33	3

Interceptions	No	Yds	Avg	Lg	TD
None					

Punting	No	Yds	Avg	TB	In20	LG
K. Larson	2	61	30.5	0	1	36

Punt Returns	No	Yds	Avg	Lg	TD
K. Ratliff	3	35	11.7	18	0

Kickoff Returns	No	Yds	Avg	Lg	TD
C. Russell	4	94	23.5	27	0
K. Watson	1	14	14.0	14	0

New England Patriots

Rushing	Att	Yds	Avg	Lg	TD
C. Dillon	22	88	4.0	16	1
K. Faulk	1	4	4.0	4	1
T. Brady	5	2	0.4	3	0
L. Izzo	1	0	0.0	0	0
Total	29	94	3.2	16	2

Passing	Att	Cmp	Yds	S/YL	TD	Lg	I
T. Brady	26	18	260	1/3	2	48	0

Receiving	Att	Yds	Avg	Lg	TD
D. Patten	5	107	21.4	48	1
D. Branch	3	44	14.7	23	0
C. Fauria	3	33	11.0	17	1
T. Brown	2	27	13.5	20	0
P. Pass	2	22	11.0	15	0
J. Weaver	2	14	7.0	9	0
K. Faulk	1	13	13.0	13	0
Total	18	260	14.4	48	2

Interceptions	No	Yds	Avg	Lg	TD
A. Samuel	1	34	34.0	34	1
T. Brown	1	5	5.0	5	0

Punting	No	Yds	Avg	TB	In20	LG
Jo. Miller	3	162	54.0	0	0	69

Punt Returns	No	Yds	Avg	Lg	TD

Kickoff Returns	No	Yds	Avg	Lg	TD
B. Johnson	5	109	21.8	38	0

GAME 14 - 2004 SEASON

Miami Dolphins 29, New England Patriots 28

Monday, 12/20/04 ★ Pro Player Stadium, Miami, Fla. ★ 9:00 p.m. (3:21)

Att: 73,629 ★ Game Weather: Clear ★ Temp: 52°F ★ Wind: N 7 mph

Game Notes

The Patriots saw their six-game winning streak come to an end as the Dolphins scored two touchdowns in the final 2:07 to come away with the 29-28 win ★ Corey Dillon set a career high with his 11th touchdown of the season on a 3-yard score in the second quarter ★ Adam Vinatieri tied a career high with his 127th point of the season, scored on his final extra point of the night ★ With his career-high eighth 100-yard rushing game of the season (121), Dillon became just the third Patriot to break the 1,400-yard rushing plateau in a season.

Field Goals (made) & missed

O. Mare (30)

	1	2	3	4	Total
New England	7	7	7	7	28
Miami	7	3	7	12	29

Team Statistics

	NE	MIA
First Downs	24	18
Third Down Eff.	9-15-60%	5-13-38%
Fourth Down Eff.	0-0-0%	1-1-100%
Total Net Yards	322	231
Offensive Plays	69	59
Net Yards Rushing	166	52
Rushing Plays	38	20
Net Yards Passing	156	179
Sacked/Yds Lost	2/15	4/19
Pass Att.-Comp.-Int.	29-18-4	35-22-0
Punts-Avg.	4-42.8	6-45.7
Penalties-Yds	4-53	9-67
Fumbles/Lost	0/0	3/1
Touchdowns	4	4
Rushing	1	3
Passing	3	1
Returns	0	0
Field Goals Made-Att.	0-0	1-1
Time of Possession	35:06	24:54

Qtr	Time	Play Description(Extra Point)(Drive Info)	Visitor	Home
NE 1	9:59	K. Faulk 31-yd. pass from T. Brady (A. Vinatieri kick) (9-77, 5:01)	7	0
MIA 1	6:30	S. Morris 2-yd. run (O. Mare kick) (1-2, 0:04)	7	7
NE 2	7:01	C. Dillon 3-yd. run (A. Vinatieri kick) (12-50, 6:48)	14	7
MIA 2	1:52	O. Mare 30-yd. field goal (11-58, 5:09)	14	10
MIA 3	6:50	T. Minor 1-yd. run (O. Mare kick) (10-43, 4:10)	14	17
NE 3	2:07	C. Dillon 2-yd. pass from T. Brady (A. Vinatieri kick) (10-71, 4:43)	21	17
NE 4	3:59	D. Graham 2-yd. pass from T. Brady (A. Vinatieri kick) (8-65, 4:57)	28	17
MIA 4	2:07	S. Morris 1-yd. run (pass failed) (7-68, 1:52)	28	23
MIA 4	1:23	D. Thompson 21-yd. pass from A. Feeley (pass failed) (4-21, 0:22)	28	29

Individual Statistics

New England Patriots

Rushing	Att	Yds	Avg	Lg	TD
C. Dillon	26	121	4.7	20	1
K. Faulk	6	39	6.5	16	0
P. Pass	4	8	2.0	3	0
T. Brady	2	-2	-1.0	-1	0
Total	38	166	4.4	20	1

Passing	Att	Cmp	Yds	S/YL	TD	Lg	I
T. Brady	29	18	171	2/15	3	31	4

Receiving	Att	Yds	Avg	Lg	TD
D. Patten	4	40	10.0	20	0
D. Branch	3	44	14.7	23	0
D. Graham	3	24	8.0	12	1
P. Pass	3	17	5.7	7	0
C. Dillon	2	1	0.5	2	1
K. Faulk	1	31	31.0	31	1
C. Fauria	1	8	8.0	8	0
T. Brown	1	6	6.0	6	0
Total	18	171	9.5	31	3

Interceptions	No	Yds	Avg	Lg	TD
None					

Punting	No	Yds	Avg	TB	In20	LG
Jo. Miller	4	171	42.8	0	2	52

Punt Returns	No	Yds	Avg	Lg	TD
K. Faulk	2	17	8.5	12	0

Kickoff Returns	No	Yds	Avg	Lg	TD
K. Faulk	4	73	18.3	24	0
P. Pass	1	22	22.0	22	0
D. Patten	1	16	16.0	16	0

Miami Dolphins

Rushing	Att	Yds	Avg	Lg	TD
S. Morris	9	27	3.0	12	2
T. Minor	8	27	3.4	8	1
C. Chambers	1	0	0.0	0	0
A. Feeley	2	-2	-1.0	-1	0
Total	20	52	2.6	12	3

Passing	Att	Cmp	Yds	S/YL	TD	Lg	I
A. Feeley	35	22	198	4/19	1	21	0

Receiving	Att	Yds	Avg	Lg	TD
S. Morris	6	46	7.7	15	0
M. Booker	4	35	8.8	17	0
R. McMichael	4	29	7.3	11	0
C. Chambers	3	24	8.0	11	0
D. Thompson	2	31	15.5	21	1
B. Gilmore	2	24	12.0	15	0
D. Lee	1	9	9.0	9	0
Total	22	198	9.0	21	1

Interceptions	No	Yds	Avg	Lg	TD
S. Knight	2	32	16.0	32	0
A. Freeman	1	14	14.0	14	0
B. Ayanbadejo	1	2	2.0	2	0
Total	4	48	12.0	32	0

Punting	No	Yds	Avg	TB	In20	LG
M. Turk	6	274	45.7	0	2	52

Punt Returns	No	Yds	Avg	Lg	TD
W. Welker	2	87	43.5	71	0

Kickoff Returns	No	Yds	Avg	Lg	TD
W. Welker	5	139	27.8	31	0

GAME 15 - 2004 SEASON

New England Patriots 23, New York Jets 7

Sunday, 12/26/04 ★ Giants Stadium, E. Rutherford, N.J. ★ 8:30 p.m. (2:59)

Att: 77,975 ★ Game Weather: Overcast ★ Temp: 30°F ★ Wind: N 10 mph

Game Notes

The Patriots returned to their winning ways with a convincing 23-7 victory on the road over the Jets ★ With the win, the Patriots clinched a first-round playoff bye for the third time in four years ★ Corey Dillon set the Patriots' all-time single-season rushing record, eclipsing Curtis Martin's previous record of 1,487 yards set in 1995. ★ Adam Vinatieri set a new career high for points in a season with his 28-yard field goal. The boot gave Vinatieri 130 points, besting his previous mark of 127. ★ The Patriots added to their NFL record by scoring first in their 20th consecutive regular-season game.

Field Goals (made) & missed

A. Vinatieri (28), (29), 50W/L

	1	2	3	4	Total
New England	0	13	3	7	23
New York Jets	0	0	0	7	7

Team Statistics

	NE	NYJ
First Downs	21	17
Third Down Eff.	6-15-40%	7-14-50%
Fourth Down Eff.	0-1-0%	0-1-0%
Total Net Yards	372	279
Offensive Plays	71	57
Net Yards Rushing	114	461
Rushing Plays	38	18
Net Yards Passing	258	233
Sacked/Yds Lost	1/6	3/19
Pass Att.-Comp.-Int.	32-21-0	36-22-0
Punts-Avg.	4-36.8	5-31.4
Penalties-Yds	3-25	4-20
Fumbles/Lost	2/0	2/1
Touchdowns	2	1
Rushing	0	0
Passing	2	1
Returns	0	0
Field Goals Made-Att.	3-4	0-0
Time of Possession	35:48	24:12

Qtr	Time	Play Description(Extra Point)(Drive Info)	Visitor	Home
NE	2	7:47 A. Vinatieri 28 yd. field goal (15-59, 7:18)	3	0
NE	2	1:50 D. Graham 16 yd. pass from T. Brady (A. Vinatieri kick) (8-86, 4:12)	10	0
NE	2	0:07 A. Vinatieri 29 yd. field goal (7-32, 1:06)	13	0
NE	3	0:37 A. Vinatieri 26 yd. field goal (13-79, 7:21)	16	0
NE	4	12:36 D. Branch 6 yd. pass from T. Brady (A. Vinatieri kick) (4-15, 2:13)	23	0
NYJ	4	9:32 S. Moss 15 yd. pass from C. Pennington (D. Brien kick) (9-67, 3:04)	23	7

Individual Statistics

New England Patriots

Rushing	Att	Yds	Avg	Lg	TD
C. Dillon	29	89	3.1	9	0
P. Pass	4	17	4.3	10	0
R. Abdullah	1	5	5.0	5	0
T. Brady	4	3	0.8	5	0
Total	38	114	3.0	10	0

Passing	Att	Cmp	Yds	S/YL	TD	Lg	I
T. Brady	32	21	264	1/6	2	35	0

Receiving	Att	Yds	Avg	Lg	TD
D. Branch	7	82	11.7	21	1
P. Pass	5	32	6.4	17	0
C. Fauria	3	44	14.7	23	0
D. Givens	2	64	32.0	35	0
D. Graham	2	30	15.0	16	1
C. Dillon	2	12	6.0	7	0
Total	21	264	12.6	35	2

Interceptions	No	Yds	Avg	Lg	TD
T. Bruschi	1	36	36.0	36	0
E. Wilson	1	24	24.0	24	0
Total	2	60	30.0	36	0

Punting	No	Yds	Avg	TB	In20	LG
Jo. Miller	4	147	36.8	0	2	41

Punt Returns	No	Yds	Avg	Lg	TD
T. Brown	3	23	7.7	23	0

Kickoff Returns	No	Yds	Avg	Lg	TD
K. Kasper	1	21	21.0	21	0
P. Pass	1	17	17.0	17	0
Total	2	38	19.0	21	0

New York Jets

Rushing	Att	Yds	Avg	Lg	TD
C. Martin	13	33	2.5	5	0
C. Pennington	3	7	2.3	3	0
L. Jordan	2	6	3.0	3	0
Total	18	46	2.6	5	0

Passing	Att	Cmp	Yds	S/YL	TD	Lg	I
C. Pennington	36	22	252	3/19	1	36	2

Receiving	Att	Yds	Avg	Lg	TD
J. McCareins	5	76	15.2	36	0
C. Martin	5	44	8.8	22	0
W. Chrebet	4	51	12.8	20	0
L. Jordan	3	16	5.3	11	0
S. Moss	2	32	16.0	17	1
J. Sowell	2	15	7.5	8	0
J. Cotchery	1	18	18.0	18	0
Total	22	252	11.5	36	1

Interceptions	No	Yds	Avg	Lg	TD
None					

Punting	No	Yds	Avg	TB	In20	LG
T. Gowing	5	157	31.4	0	3	41

Punt Returns	No	Yds	Avg	Lg	TD
J. McCareins	3	18	6.0	12	0

Kickoff Returns	No	Yds	Avg	Lg	TD
J. Cotchery	5	97	19.4	25	0

GAME 16 - 2004 SEASON

New England Patriots 21, San Francisco 49ers 7

Sunday, 1/2/05 ★ Gillette Stadium ★ 1:00 p.m. (2:48)

Att: 68,756 ★ Game Weather: Partly Cloudy ★ Temp: 42°F ★ Wind: NNW 10 mph

Game Notes

With the Patriots' 21-7 win over San Francisco, they tied the best regular-season record in NFL history by a defending Super Bowl champion. ★ The Patriots recorded a 14-2 mark in the 2004 regular season, tying the best regular-season record in franchise history ★ Corey Dillon exceeded the 100-yard rushing mark, registering his ninth 100-yard game of the season and the 37th 100-yard game of his career. ★ With two touchdown passes, Tom Brady tied his career high with 28 touchdown passes ★ Linebacker Mike Vrabel caught his second touchdown pass of the season.

Field Goals (made) & missed

T. Peterson 39RU

	1	2	3	4	Total
New England	0	7	7	7	21
San Francisco	7	0	0	0	7

Team Statistics

	SF	NE
First Downs	15	23
Third Down Eff.	6-16-38%	1-7-14%
Fourth Down Eff.	2-4-50%	1-2-50%
Total Net Yards	318	405
Offensive Plays.....	65	63
Net Yards Rushing	135	174
Rushing Plays.....	35	28
Net Yards Passing	183	231
Sacked/Yds Lost	1/6	1/5
Pass Att.-Comp.-Int.	29-18-0	34-23-1
Punts-Avg.	5-42.8	4-38.3
Penalties-Yds	7-64	4-37
Fumbles/Lost	2/2	3/2
Touchdowns	1	3
Rushing	0	1
Passing	1	2
Returns	0	0
Field Goals Made-Att.	0-1	0-0
Time of Possession	30:48	29:12

Qtr	Time	Play Description(Extra Point)(Drive Info)	Visitor	Home
SF	1	2:48 S. Bush 4 yd. pass from K. Dorsey (T. Peterson kick) (5-22, 2:21)	7	0
NE	2	5:57 M. Vrabel 1 yd. pass from T. Brady (A. Vinatieri kick) (8-71, 4:20)	7	7
NE	3	8:50 D. Branch 8 yd. pass from T. Brady (A. Vinatieri kick) (4-51, 1:51)	7	14
NE	4	14:24 C. Dillon 6 yd. run (A. Vinatieri kick) (9-66, 4:36)	7	21

Individual Statistics

San Francisco 49ers							New England Patriots								
Rushing	Att	Yds	Avg	Lg	TD		Rushing	Att	Yds	Avg	Lg	TD			
K. Barlow	25	103	4.1	33	0		C. Dillon	14	116	8.3	29	1			
M. Hicks	10	32	3.2	8	0		C. Cobbs	5	20	4.0	13	0			
							P. Pass	4	16	4.0	8	0			
							B. Johnson	1	11	11.0	11	0			
							R. Abdullah	2	5	2.5	3	0			
							T. Brady	1	3	3.0	3	0			
							R. Davey	1	3	3.0	3	0			
Total	35	135	3.9	33	0		Total	28	174	6.2	29	1			
Passing	Att	Cmp	Yds	S/YL	TD	Lg	I	Passing	Att	Cmp	Yds	S/YL	TD	Lg	I
K. Dorsey	29	18	189	1/6	1	59	0	T. Brady	30	22	226	1/5	2	25	1
								R. Davey	4	1	10	0/0	0	10	0
Receiving	Att	Yds	Avg	Lg	TD			Receiving	Att	Yds	Avg	Lg	TD		
C. Conway	4	44	11.0	14	0			P. Pass	5	22	4.4	8	0		
R. Woods	3	76	25.3	59	0			J. Weaver	4	62	15.5	25	0		
E. Johnson	3	28	9.3	12	0			C. Fauria	3	37	12.3	20	0		
K. Barlow	2	11	5.5	8	0			D. Branch	3	22	7.3	8	1		
S. Bush	2	10	5.0	6	1			D. Givens	2	30	15.0	22	0		
M. Hicks	2	10	5.0	14	0			B. Johnson	2	15	7.5	10	0		
C. Wilson	1	7	7.0	7	0			D. Patten	1	23	23.0	23	0		
A. Walker	1	3	3.0	3	0			C. Dillon	1	18	18.0	18	0		
								T. Brown	1	6	6.0	6	0		
								M. Vrabel	1	1	1.0	1	1		
Total	18	189	10.5	59	1			Total	23	236	10.3	25	2		
Interceptions	No	Yds	Avg	Lg	TD			Interceptions	No	Yds	Avg	Lg	TD		
D. Carpenter	1	31	31.0	31	0			None							
Punting	No	Yds	Avg	TB	In20	LG		Punting	No	Yds	Avg	TB	In20	LG	
A. Lee	5	214	42.8	0	1	44		Jo. Miller	4	153	38.3	0	2	45	
Punt Returns	No	Yds	Avg	Lg	TD			Punt Returns	No	Yds	Avg	Lg	TD		
P. Fleck	1	10	10.0	10	0			B. Johnson	4	8	2.0	1	0		
Kickoff Returns	No	Yds	Avg	Lg	TD			Kickoff Returns	No	Yds	Avg	Lg	TD		
M. Hicks	3	67	22.3	27	0			B. Johnson	2	50	25.0	28	0		
C. Wilson	1	30	30.0	30	0										

Need to improve time-to-market, reduce costs, increase customer satisfaction?



Contact ModusLink, the leader in supply chain management solutions.

For more than 20 years, ModusLink has delivered on its promise to provide innovative solutions that optimize the supply chain. From procurement, through manufacturing, order entry, delivery and returns management we link the customer to the product and back again.

Leading global technology organizations rely on ModusLink to deliver high quality, global supply chain solutions tailored to unique business needs, enhance time to market, reduce costs, increase return on investment, and increase customer satisfaction.

Visit us online or call us today for more information and a closer look at what we can add to your bottom line.

www.moduslink.com

781-663-5000


ModusLink
The Power of Global Precision™



FRANCHISE HISTORY

SUPER BOWL XXXV

AFC vs NFC



NEW ENGLAND PATRIOTS

LOUIS RAMS

PATRIOTS HALL OF FAME

The following players have been inducted into the Patriots Hall of Fame. Of the 11 inductees, three have received professional football's highest honor with their induction into the Pro Football Hall of Fame.



Bruce Armstrong
Nick Buoniconti *
Gino Cappelletti
Bob Dee
Steve Grogan
John Hannah *

Mike Haynes *
Jim Lee Hunt
Steve Nelson
Vito "Babe" Parilli
Andre Tippett

* - Pro Football Hall of Fame



#73 John Hannah ★ G ★ Alabama

Patriots Seasons (13): 1973-85 ★ Pro Bowls (9)

Pro Football Hall of Fame 1991 ★ Patriots Hall of Fame 1991



Hannah spent his entire 13-season career with the Patriots, from 1973 through the Super Bowl season of 1985 ... The first Patriot player to be inducted into the Pro Football Hall of Fame ... One of two Patriots voted to the NFL's 75th Anniversary Team ... Named to the Patriots 35th Anniversary Team in 1994 ... Named the Player of the Century on the Patriots Team of the Century in 2000 ... Played in 183 games, which ranks fifth in franchise history, while missing only five games due to injury ... Selected to nine Pro Bowls (1976, 1978-85), a Patriots team record ... Named All-Pro for ten consecutive years (1976-85) ... Won the NFL Players Association's Offensive Lineman of the Year Award for four straight seasons (1978-81) ... Powered an offensive line that helped set an NFL record with 3,615 rushing yards in 1978 - a record that has not been challenged in 25 seasons ... Called "The Greatest Offensive Lineman of All Time" by Sports Illustrated in their Aug. 3, 1981 cover story ... The first rookie offensive lineman in franchise history to start in his NFL debut ... Had his #73 jersey permanently retired by the Patriots ... Played at Alabama under legendary coach Paul "Bear" Bryant, where he was an eight-letterman star in football, track and wrestling ... Selected in the first round, fourth overall, by the Patriots in the 1973 NFL draft.



#40 Mike Haynes ★ CB ★ Arizona State

Patriots Seasons (7): 1976-82 ★ Pro Bowls (6)

Pro Football Hall of Fame 1997 ★ Patriots Hall of Fame 1994

Haynes played for the Patriots from 1976 to 1982 before finishing his career with the Los Angeles Raiders from 1983-89 ... Was the second Patriot to be named to the Pro Football Hall of Fame ... Selected to the NFL's 75th Anniversary Team along with John Hannah ... Named to the All-NFL team of the 1980's ... Named to six Pro Bowls (1976-80 and 1982) with the Patriots and three more with the Raiders ... Voted to two All-Pro teams, six All-AFC teams and the All-Rookie team during his Patriots career ... Also voted The Sporting News AFC Rookie of the Year in 1976 ... Named to the Patriots 35th Anniversary Team in 1994 ... Named to the Patriots Team of the Century in 2000 ... Ranks fourth among the Patriots all-time leading punt returners with 111 returns for 1,159 yards (10.4 avg.) and sixth all-time with 28 interceptions

... Ranks fourth in the NFL record book with 608 punt return yards as a rookie ... Established seven punt return records for the Patriots as a rookie ... The first player in Patriots history to return a punt for a touchdown with an 89-yard return versus Buffalo on Nov. 7, 1976 ... Had his #40 jersey retired.

HAYNES' PATRIOTS STATISTICS

Years	Interceptions						Punt Returns					
	G	No	Yds	Avg	LG	TD	No	Yds	Avg	LG	TD	
1976	14	8	90	11.3	28	0	45	608	13.5	89t	2	
1977	14	5	54	10.8	22	0	24	200	8.3	46	0	
1978	16	6	123	20.5	50	1	14	183	13.1	35	0	
1979	16	3	66	22.0	33	0	5	16	3.2	5	0	
1980	13	1	31	31.0	31	0	17	140	8.2	35	0	
1981	8	1	3	3.0	3	0	6	12	2.0	6	0	
1982	9	4	26	6.5	26	0	0	0	0.0	0	0	
Patriots Totals	90	28	393	14.0	50	1	111	1,159	10.4	89t	2	

PATRIOTS HALL OF FAME



#85 Nick Buoniconti ★ LB★ Notre Dame

**Patriots Seasons (7): 1962-68 ★ AFL All Star Games (5)
Pro Football Hall of Fame 2001 ★ Patriots Hall of Fame 1992**

Buoniconti played for the Patriots from 1962 to 1968 before finishing his career with the Miami Dolphins ... In 2001, became the third Patriot to be named to the Pro Football Hall of Fame ... Appeared in five consecutive AFL All-Star games during his Patriots career (1963-67) ... Was a part of the Patriots first-ever championship game appearance in the 1963 AFL Championship ... Tied for the team lead in interceptions with three in 1965 ... The leading vote-getter on the 1966 AFL All-Star team ... Enters the 2004 season ranked eighth on the all-time Patriots interception list with 24 picks as a Patriot ... Went on to play for the undefeated 1972 Miami Dolphins as a part of the "No Name Defense" ... Named to the All-AFL 10 Year Anniversary Team in 1971 ... Selected by the Patriots in the 13th round of the 1962 AFL draft.

BUONICONTI'S PATRIOTS STATISTICS

Years	Games	Int	Yds	Avg	LG	TD	Sacks
1962	14	2	3	1.5	3	0	1.0
1963	14	3	42	14.0	26	0	6.5
1964	14	5	75	15.0	26	0	4.5
1965	14	3	31	10.3	26	0	2.0
1966	14	4	43	10.8	41	0	0.0
1967	13	4	7	1.8	7	0	1.0
1968	8	3	22	7.3	14	0	3.0
Patriots Totals	91	24	223	9.3	41	0	18.0

#78 Bruce Armstrong ★ T ★ Louisville

**Patriots Seasons (14): 1987-2000 ★ Pro Bowls (6)
Patriots Hall of Fame 2001**



Armstrong spent his entire 14-season career with the Patriots, from 1987 to 2000 ... Started all 212 games in which he played, making him the franchise's all-time leader in career starts ... Appeared in six Pro Bowls during his Patriots career (1990-91, 1994-97) ... Voted Patriots team captain in the 1996 and 1998 seasons ... One of only three players to play in three decades with the same NFL team (1980s, 1990s and 2000s) ... Named to the Patriots 35th Anniversary Team in 1994 ... Named to the Patriots Team of the Century in 2000 ... Had his #78 jersey retired by the team ... Drafted in the first round, 23rd overall, by the Patriots in the 1987 NFL draft.

PATRIOTS HALL OF FAME

#20 Gino Cappelletti ★ WR/K ★ Minnesota Patriots Seasons (11): 1960-70 ★ AFL All Star Games (5) Patriots Hall of Fame 1992



Cappelletti spent his 11-year career with the Patriots, from 1960-70 as one of the original members of the squad ... A five-time AFL All-Star selection ... One of only three players to play in every game in the AFL's 10-year history ... Led the AFL in scoring five times ... Holds two of the top five scoring seasons in NFL history with 155 points in 1964 and 147 points in 1961 ... Ranks as the Patriots all-time leading scorer with 1,130 points (42 touchdowns, 176 field goals and 342 PATs) ... Holds the Patriots record for extra points attempted (353), made (342), field goals attempted (334) and ranks second in field goals made (176) ... Is currently sixth on the Patriots all-time receiving list with 292 catches for 4,589 yards ... Had his #20 jersey permanently retired by the Patriots ... Selected as a member of the All-AFL 10 Year Anniversary Team in 1971 ... Named to the Patriots 35th Anniversary Team in 1994 ... Named to the Patriots Team of the Century in 2000 at both the wide receiver and kicker position ... Is currently the Patriots color analyst on WBCN's Patriots Rock Radio Network.

CAPPELLETTI'S PATRIOTS STATISTICS

Receptions							Kicking					Receptions							Kicking				
Years	G	No	Yds	Avg	LG	TD	XP	XPA	FG	FGA	Pts	Years	G	No	Yds	Avg	LG	TD	XP	XPA	FG	FGA	Pts
1960	14	1	28	28.0	28	0	30	32	8	22	60	1966	14	43	676	15.7	63t	6	35	36	16	32	119
1961	14	45	768	17.1	53	8	48	50	17	32	147	1967	14	35	397	11.3	35	3	29	30	16	31	95
1962	14	34	479	14.5	40	5	38	40	20	37	128	1968	14	13	182	14.0	30	2	26	26	15	27	83
1963	14	34	493	14.5	38	2	35	36	22	38	113	1969	14	1	21	21.0	21	0	26	27	14	34	68
1964	14	49	865	17.7	58t	7	36	36	25	39	155	1970	13	0	0	0.0	0	0	12	13	6	15	30
1965	14	37	680	18.4	57t	9	27	27	17	27	132	Totals	153	292	4,589	15.7	63t	42	342	353	176	334	1,130

Two-point conversions: 1960 (3), 1964 (1)

#89 Bob Dee ★ DE ★ Holy Cross Patriots Seasons (8): 1960-67 ★ AFL All Star Games (4) Patriots Hall of Fame 1993




Dee played for the Patriots from 1960-67, never missing a game during his eight-year career and starting 112 consecutive games ... Scored the first touchdown in AFL history when he dove onto a fumble in the end zone in a preseason contest versus Buffalo on July 30, 1960 ... Voted to four AFL All-Star teams (1961, 1963-65) ... Named to the All-AFL 10 Year Anniversary Team in 1971 ... Currently ranks 14th on the Patriots all-time sack list with 27.5 ... Had his #89 jersey retired by the Patriots.

DEE'S PATRIOTS STATISTICS

Years	G	Sacks	Years	G	Sacks	Years	G	Sacks
1960	14	2.5	1963	14	7.0	1966	14	2.5
1961	14	5.5	1964	14	3.5	1967	14	2.5
1962	14	4.0	1965	14	0.0	Totals	112	27.5

PATRIOTS HALL OF FAME



#14 Steve Grogan ★ QB ★ Kansas State

Patriots Seasons (16): 1975-90

Patriots Hall of Fame 1995

Grogan spent his entire 16-season career with the Patriots, from 1975-90, playing in 149 games, ranking 13th on the all-time list ... His 16 seasons are the most ever for a Patriots player ... Finished his career as the Patriots all-time career passing leader with 26,886 yards ... Holds a franchise record with his 182 career touchdown passes ... Rushed for 2,164 yards (4.9 avg.) and 35 touchdowns in his Patriots career ... His 35 rushing touchdowns rank third in Patriots history ... Tied for third in franchise history with 12 rushing touchdowns in a season (1976) ...

Holds the Patriots single-game record with a 153.9 quarterback rating, achieved by completing 13-of-18 passes for 315 yards with five touchdowns and no interceptions versus the N.Y. Jets on Sep. 9, 1979 ... Named to the Patriots 35th Anniversary Team in 1994.

GROGAN'S PATRIOTS STATISTICS

Passing								Rushing			Passing								Rushing		
Years	G	Att	Comp	Yds	TD	Int	Rat.	Att	Yds	TD	Years	G	Att	Comp	Yds	TD	Int	Rat.	Att	Yds	TD
1975	13	274	139	1,976	11	18	60.4	30	110	3	1983	12	303	168	2,411	15	12	81.4	23	108	2
1976	14	302	145	1,903	18	20	60.4	60	397	12	1984	3	68	32	444	3	6	46.4	7	12	0
1977	14	305	160	2,162	17	21	65.2	61	324	1	1985	7	156	85	1,311	7	5	84.1	20	29	2
1978	16	362	181	2,824	15	23	63.6	81	539	5	1986	4	102	62	976	9	2	113.8	9	23	1
1979	16	423	206	3,286	28	20	77.4	64	368	2	1987	7	161	93	1,183	10	9	78.2	20	37	2
1980	12	306	175	2,475	18	22	73.1	30	112	1	1988	6	140	67	834	4	13	37.6	6	12	1
1981	8	216	117	1,859	7	16	63.0	12	49	2	1989	7	261	133	1,697	9	14	60.8	9	19	0
1982	6	122	66	930	7	4	84.4	9	42	1	1990	4	92	50	615	4	3	76.1	4	-5	0
Totals								149	3,593	1,879	26,886	182	208	69.6	445	2,176	35				

#79 Jim Lee Hunt ★ DT ★ Prairie View

Patriots Seasons (12): 1960-71 ★ AFL All Star Games (4)

Patriots Hall of Fame 1993



Hunt played from 1960-71 as an original member of the Patriots squad ... Played in 141 games during his 12-season Patriots career, ranking 21st on the all-time list ... Voted to four AFL All-Star games (1961, 1966-67 and 1969) ... Voted the "best pass rushing tackle" by AFL scouts in 1967 ... Currently ranks 13th on the Patriots all-time sacks list with 29 ... At 5-11, 225 pounds, Hunt possessed great size and speed in his era ... Hunt once intercepted a pass and out-ran running backs Billy Cannon and Charley Taylor on a 79-yard touchdown return ... Selected as a member of the All-AFL 10 Year Anniversary Team in 1971 ... Named to the Patriots 35th Anniversary Team in 1994 ... Named to the Patriots Team of the Century in 2000 ... Had his #79 jersey retired by the team.

HUNT'S PATRIOTS STATISTICS

Years	G	Sacks	Years	G	Sacks	Years	G	Sacks
1960	6	0.0	1965	14	3.0	1969	14	3.5
1961	14	3.0	1966	14	9.0	1970	14	2.5
1962	14	0.0	1967	14	5.0	1971	14	0.0
1963	14	0.0	1968	14	1.5	Totals	141	29.0
1964	14	2.5						

PATRIOTS HALL OF FAME



#57 Steve Nelson ★ LB ★ North Dakota St.

Patriots Seasons (14): 1974-87 ★ Pro Bowls (3)

Patriots Hall of Fame 1993

Nelson spent his entire 14-season career with the Patriots, from 1974-87 ... Played in 174 games as a Patriot, which ranks seventh in franchise history ... Voted to three NFL Pro Bowls (1981, 1985-86) ... Led the team in tackles in eight of his 14 seasons ... Recorded over 100 tackles nine times in his career and finished with 1,776 total tackles (10.2 avg. per game) ... Posted a career-high 207 stops in 1984, an unofficial Patriots record ... Credited with a career-high 22 tackles versus the N.Y. Jets on Sep. 19, 1982 ... Currently ranks 21st on the Patriots all-time sacks list with 18 ... Registered 17

career interceptions, including five in 1978 ... Named to the Patriots 35th Anniversary Team in 1994 ... Named to the Patriots Team of the Century in 2000 ... Had his #57 jersey retired by the Patriots.

NELSON'S PATRIOTS STATISTICS

Years	G	TT	UT	Sack	Int	Yds
1974	11	79	58	0	0	0
1975	14	157	118	2	2	8
1976	10	91	57	1	2	32
1977	13	134	90	4.5	0	0
1978	14	115	75	1	5	104

Years	G	TT	UT	Sack	Int	Yds
1979	15	135	85	2	1	18
1980	16	186	116	0	3	37
1981	12	126	62	0	0	0
1982	9	130	45	0	0	0
1983	8	98	30	1	1	6

Years	G	TT	UT	Sack	Int	Yds
1984	16	207	71	3.5	1	0
1985	15	149	74	2	0	0
1986	10	70	36	1	2	21
1987	11	99	35	0	0	0
Totals	174	1,776	952	18	17	226

#15 Vito "Babe" Parilli ★ QB ★ Kentucky

Patriots Seasons (7): 1961-67 ★ AFL All-Star Games (3)

Patriots Hall of Fame 1993



Parilli played in 94 games for the Patriots from 1961-67 ... Threw for over 20,000 yards during his NFL career ... Voted to three AFL All-Star teams (1963-64 and 1966) and earned the AFL's Comeback Player of the Year Award in 1966 ... Named to the All-AFL 10 Year Anniversary Team in 1971 ... Established nearly every Patriots passing record during the 1960s and still hold the single-season touchdown record with 31 touchdown passes in 1964 ... Is currently ranked third on the Patriots all-time career passing list with 16,747 yards and 132 touchdowns on 2,413 attempts ... Ranked third on the Patriots career completion list with 1,140.

PARILLI'S PATRIOTS STATISTICS

Passing						
Years	G	Att	Comp	Yds	TD	Int
1961	14	198	104	1,314	13	9
1962	10	253	140	1,988	18	8
1963	14	337	153	2,345	13	24

Years	G	Att	Comp	Yds	TD	Int	Rat.
1964	14	473	228	3,465	31	27	70.8
1965	14	426	173	2,597	18	26	50.0
1966	14	382	181	2,721	20	20	66.9
1967	14	344	161	2,317	19	24	58.5
Totals	94	2,413	1,140	16,747	132	138	64.8

PATRIOTS HALL OF FAME



#56 Andre Tippett ★ LB ★ Iowa

Patriots Seasons (11): 1982-88, 90-93 ★ Pro Bowls (5)

Patriots Hall of Fame 1999

Tippett spent his entire 12-year career with the Patriots ... The 151 games he played places him 11th on the all-time list ... Finished his career as the only Patriots player to record 100 career sacks, a mark that ranks him first on the all-time sacks list ... Set the Patriots franchise single-season sack record with 18.5 in 1994 ... Also holds the second and third highest totals with 16.5 in 1985 and 12.5 in 1987 ... Finished his career tied for first in team history with 17 fumble recoveries ... Also forced 14 fumbles in his Patriots career ... Was a member of three playoff teams, including the 1985 AFC Championship team ... Named to the Patriots 35th Anniversary Team in 1994 ... Named to the Patriots Team of the Century in 2000 ... Drafted in the second round, 41st overall, by the Patriots in the 1982 NFL draft ... After working as the assistant director of pro scouting for the Patriots, Tippett now serves as the football development and promotions director.

TIPPETT'S PATRIOTS STATISTICS

Years	G	TT	UT	Sack	FF	FR	Years	G	TT	UT	Sack	FF	FR	Years	G	TT	UT	Sack	FF	FR
1982	9	28	10	0	0	1	1987	13	83	53	12.5	0	3	1992	14	40	33	7	3	0
1983	15	86	48	8.5	1	1	1988	12	50	31	7	0	0	1993	16	76	50	8.5	1	4
1984	16	118	48	18.5	1	0	1989	Injured Reserve						Totals	151	778	456	100	14	17
1985	16	97	65	16.5	3	3	1990	13	72	38	3.5	1	1							
1986	11	63	39	9.5	2	1	1991	16	65	41	8.5	2	3							

RETIRED NUMBERS



GINO CAPPELLETTI

WR / K ★ Minnesota



MIKE HAYNES

CB ★ Arizona State



STEVE NELSON

LB ★ North Dakota State



JOHN HANNAH

G ★ Alabama



BRUCE ARMSTRONG

T ★ Louisville



JIM LEE HUNT

DT ★ Prairie View



BOB DEE

DE ★ Holy Cross

PATRIOTS TEAM OF THE CENTURY

The team of the century was selected by readers of *Patriots Football Weekly* through mail-in and online voting prior to the 2000 season.

OFFENSE

Position	Player	Years Played
Quarterback	Drew Bledsoe	1993-2001
Running Back	Sam Cunningham	1973-79, 81-82
Running Back	Curtis Martin	1995-97
Wide Receiver	Stanley Morgan	1977-89
Wide Receiver	Gino Cappelletti	1960-70
Tight End	Ben Coates	1991-99
Center	Pete Brock	1976-87
Guard	John Hannah	1973-85
Guard	Sam Adams	1972-80
Tackle	Bruce Armstrong	1987-00
Tackle	Leon Gray	1973-78

DEFENSE

Position	Player	Years Played
Defensive End	Julius Adams	1971-77, 79-85, 87
Defensive End	Willie McGinest	1994-present
Defensive Tackle	Houston Antwine	1961-71
Defensive Tackle	Jim Lee Hunt	1960-71
Linebacker	Andre Tippett	1982-88, 90-93
Linebacker	Steve Nelson	1974-87
Linebacker	Ted Johnson	1995-present
Linebacker	Vincent Brown	1988-95
Cornerback	Ty Law	1995-2004
Cornerback	Mike Haynes	1976-82
Safety	Lawyer Milloy	1996-2002
Safety	Fred Marion	1982-91

SPECIAL TEAMS

Position	Player	Years Played
Kicker	Gino Cappelletti	1960-70
Punter	Rich Camarillo	1981-87

Player of the Century

John Hannah, 1973-85

Head Coach

Bill Parcells, 1993-96



G John Hannah



RB Sam Cunningham



TE Ben Coates



DE Julius Adams



S Fred Marion

PATRIOTS ANNIVERSARY TEAMS

35TH ANNIVERSARY TEAM

In 1994, a panel of local media members selected the Patriots 35th Anniversary Team. The 26 players are listed below.

OFFENSE		
Position	Player	Years Played
Quarterback	Steve Grogan	1975-90
Running Back	Jim Nance	1965-71
Running Back	Sam Cunningham	1973-79, 81-82
Wide Receiver	Stanley Morgan	1977-89
Wide Receiver	Gino Cappelletti	1960-70
Tight End	Russ Francis	1975-80, 87-88
Tackle	Bruce Armstrong	1987-00
Tackle	Tom Neville	1965-77
Guard	John Hannah	1973-85
Guard	Sam Adams	1972-80
Center	Jon Morris	1964-74
DEFENSE		
Position	Player	Years Played
Defensive End	Julius Adams	1971-79, 85-87
Defensive End	Larry Eisenhauer	1961-69
Defensive Tackle	Houston Antwine	1961-71
Defensive Tackle	Jim Lee Hunt	1960-71
Linebacker	Andre Tippett	1982-93
Linebacker	Nick Buoniconti	1962-68
Linebacker	Steve Nelson	1974-87
Linebacker	Sam Hunt	1974-79
Cornerback	Mike Haynes	1976-82
Cornerback	Raymond Clayborn	1977-89
Safety	Fred Marion	1982-91
Safety	Ron Hall	1961-67
SPECIALISTS		
Position	Player	Years Played
Kicker	Gino Cappelletti	1960-70
Punter	Rich Camarillo	1981-87
Specialist	Mosi Tatupu	1978-90



TE Russ Francis



S Fred Marion

ALL-AFL 10 YEAR ANNIVERSARY TEAM

The first All-Time Patriots team was voted on by the Patriots fans. The ballots were tallied on November 27, 1971 and announced during halftime of the 1971 season finale.

OFFENSE		
Position	Player	Years Played
Quarterback	Vito "Babe" Parilli	1961-67
Fullback	Jim Nance	*1965-71
Running Back	Larry Garron	1960-68
Wide Receiver	Jim Colclough	1960-68
Wide Receiver	Art Graham	1963-69
Tight End	Jim Whalen	1965-69
Tackle	Charlie Long	1961-69
Tackle	Tom Neville	*1965-77
Guard	Billy Neighbors	1962-65
Guard	Len St. Jean	*1964-73
Center	Jon Morris	*1964-74
DEFENSE		
Position	Player	Years Played
Defensive End	Bob Dee	1960-67
Defensive End	Larry Eisenhauer	1961-69
Defensive Tackle	Houston Antwine	*1961-71
Defensive Tackle	Jim Lee Hunt	*1960-71
Outside Linebacker	Tom Addison	1960-67
Outside Linebacker	Ed Philpott	*1966-71
Middle Linebacker	Nick Buoniconti	1962-68
Cornerback	Chuck Shonta	1960-67
Cornerback	Daryl Johnson	*1968-71
Safety	Don Webb	*1962-71
Safety	Ron Hall	1961-67
SPECIALISTS		
Position	Player	Years Played
Kicker	Gino Cappelletti	1960-70
Punter	Tom Yewcic	1961-67

* denotes active status at time of selection



FB Jim Nance



T Tom Neville

PATRIOTS IN THE PRO BOWL

1960 (0)

No game played

1961 (7)

LB Tom Addison (1)
DB Fred Bruney (1)
WR Gino Cappelletti (1)
DE Bob Dee (1)
HB Larry Garron (1)
DT Jim Hunt (1)
OG Charlie Leo (1)

1962 (6)

LB Tom Addison (2)
DB Fred Bruney (2)
DE Larry Eisenhauer (1)
WR Jim Colclough (1)
DB Dick Felt (1)
OT Charlie Long (1)

1963 (11)

LB Tom Addison (3)
DT Houston Antwine (1)
LB Nick Buoniconti (1)
WR Gino Cappelletti (2)
DE Bob Dee (2)
DE Larry Eisenhauer (2)
FB Larry Garron (2)
DB Ron Hall (1)
OG Charlie Long (2)
OG Billy Neighbors (1)
QB Babe Parilli (1)

1964 (9)

LB Tom Addison (4)
DT Houston Antwine (2)
LB Nick Buoniconti (2)
WR/K Gino Cappelletti (3)
DE Bob Dee (3)
DE Larry Eisenhauer (3)
RB Larry Garron (3)
OC Jon Morris (1)
QB Babe Parilli (2)

1965 (4)

DT Houston Antwine (3)
LB Nick Buoniconti (3)
DE Bob Dee (4)
OC Jon Morris (2)

1966 (11)

DT Houston Antwine (4)
LB Nick Buoniconti (4)
WR/K Gino Cappelletti (4)
DE Larry Eisenhauer (4)
DT Jim Lee Hunt (2)
OC Jon Morris (3)
FB Jim Nance (1)
OT Tom Neville (1)

1966 (cont.)

QB Babe Parilli (3)
DB Chuck Shonta (1)
OG Len St. Jean (1)
1967 (7)
DT Houston Antwine (5)
LB Nick Buoniconti (5)
RB Larry Garron (4)
DT Jim Lee Hunt (3)
OC Jon Morris (4)
FB Jim Nance (2)
OT Don Oakes (1)

1968 (5)

DT Houston Antwine (6)
WR/K Gino Cappelletti (5)
CB Leroy Mitchell (1)
OC Jon Morris (5)
OT Tom Neville (2)

1969 (6)

RB Carl Garrett (1)
DT Jim Lee Hunt (4)
OC Jon Morris (6)
WR Ron Sellers (1)
QB Mike Taliaferro (1)
S Don Webb (1)

1970 (1)

OC Jon Morris (7)

1971-75 (0)

None

1976 (4)

TE Russ Francis (1)
OT Leon Gray (1)
OG John Hannah (1)
CB Mike Haynes (1)

1977 (2)

TE Russ Francis (2)
CB Mike Haynes (2)

1978 (5)

FB Sam Cunningham (1)
TE Russ Francis (3)
OT Leon Gray (2)
OG John Hannah (2)
CB Mike Haynes (3)

1979 (3)

OG John Hannah (3)
CB Mike Haynes (4)
WR Stanley Morgan (1)

1980 (7)

DE Julius Adams (1)
FS Tim Fox (1)
OG John Hannah (4)
CB Mike Haynes (5)
WR Stanley Morgan (2)

1980 (cont.)

LB Steve Nelson (1)
PK John Smith (1)

1981 (1)

OG John Hannah (5)

1982 (2)

OG John Hannah (6)
CB Mike Haynes (6)

1983 (5)

CP Rich Camarillo (1)
CB Ray Clayborn (1)
RB Tony Collins (1)
OG John Hannah (7)
OT Brian Holloway (1)

1984 (4)

OG John Hannah (8)
OT Brian Holloway (2)
LB Steve Nelson (2)
LB Andre Tippett (1)

1985 (8)

CB Ray Clayborn (2)
RT Irving Fryar (1)
OG John Hannah (9)
OT Brian Holloway (3)
RB Craig James (1)
FS Fred Marion (1)
LB Steve Nelson (3)
LB Andre Tippett (2)

1986 (5)

CB Ray Clayborn (3)
K Tony Franklin (1)
WR Stanley Morgan (3)
SpT Mosi Tatupu (1)
LB Andre Tippett (3)

1987 (2)

WR Stanley Morgan (4)
LB Andre Tippett (4)

1988 (3)

RB John Stephens (1)
LB Andre Tippett (5)
LB Johnny Rembert (1)

1989 (1)

LB Johnny Rembert (2)

1990 (1)

OT Bruce Armstrong (1)

1991 (2)

OT Bruce Armstrong (2)

1992 (1)

TE Marv Cook (1)

1993 (0)

None

1994 (3)

OT Bruce Armstrong (3)
QB Drew Bledsoe (1)
TE Ben Coates (1)

1995 (3)

OT Bruce Armstrong (4)
TE Ben Coates (2)
RB Curtis Martin (1)

1996 (6)

OT Bruce Armstrong (5)
QB Drew Bledsoe (2)
TE Ben Coates (3)
RB Curtis Martin (2)
RE Willie McGinest (1)
KR David Meggett (1)

1997 (5)

OT Bruce Armstrong (6)
QB Drew Bledsoe (3)
TE Ben Coates (4)
LB Chris Slade (1)
SpT Larry Whigham (1)

1998 (3)

TE Ben Coates (5)
CB Ty Law (1)
S Lawyer Milloy (1)

1999 (2)

WR Terry Glenn (1)
S Lawyer Milloy (2)

2000 (0)

None

2001 (4)

QB Tom Brady (1)
WR Troy Brown (1)
CB Ty Law (2)
S Lawyer Milloy (3)

2002 (6)

SpT Larry Izzo (2)
S Lawyer Milloy (4)
CB Ty Law (3)
DT Richard Seymour (1)
K Adam Vinatieri (1)
C Damien Woody (1)

2003 (3)

CB Ty Law (4)
LB Willie McGinest (2)
DT Richard Seymour (2)

2004 (5)

QB Tom Brady (2)
LB Tedy Bruschi (1)
SpT Larry Izzo (3)
DT Richard Seymour (3)
K Adam Vinatieri (2)

PATRIOTS PRO BOWL RECORDS

MOST APPEARANCES

- 9 John Hannah (1976, 1978-85)
- 6 Houston Antwine (1963-68)
- 6 Bruce Armstrong (1990-91, 94-97)
- 6 Mike Haynes (1976-80, 82)

MOST CONSECUTIVE APPEARANCES

- 8 John Hannah (1978-85)
- 5 Houston Antwine (1963-68)
- 5 Ben Coates (1994-98)
- 5 Mike Haynes (1976-80)
- 5 Andre Tippett (1982-88, 90-93)

NOTE: The number shown in parentheses indicates the number of Pro Bowl appearances. From 1960-70, Patriots players played in the AFL All-Star Game. All dates listed following 1970 represent NFL Pro Bowl games. The year indicates the season in which the player was selected for Pro Bowl participation, but the game itself is played the following January or February. For example, players selected in the 2004 season played in the 2005 Pro Bowl, but are listed under 2004.

HISTORICAL DATES

1959

- Nov. 16 American Football League's eighth and final franchise is awarded to William H. Sullivan, Jr.
- Nov. 22 Northwestern RB Ron Burton is selected as first draft choice and Syracuse RB Gerhardt Schwedes is made first territorial choice.
- Dec. Mike Holovak is named director of player personnel. He is the first executive hired.
- Dec. 20 Clemson QB Harvey White becomes the first player to sign a Boston Patriots contract.

1960

- Feb. 8 Lou Saban is appointed first head coach.
- Feb. 20 As the result of a public contest, the team nickname of Patriots is chosen. The Patriots also announce that the team colors will be red, white and blue.
- April 1 Boston University Field is named as the Patriots first home.
- April 2 Patriots become first pro team in history to issue public stock.
- April 19 Uniformed Patriot centering football (creative work of cartoonist Phil Bissell) is adopted as team logo.
- July 4 Team opens first training camp at the University of Massachusetts, 350 players attended.
- Aug. 14 Patriots play their first home game, a 24-14 preseason loss to the Dallas Texans before 11,000 fans at Harvard Stadium.
- Sept. 9 In their first regular season game, the Patriots open with a 13-10 loss to Denver at B.U. Field before a crowd of 21,597.
- Sept. 16 DB Chuck Shonta recovered a fumble on the final play of the game and ran for a touchdown to give the Patriots their first victory with a 28-24 advantage over the N.Y. Titans at the Polo Grounds in New York.

1961

- Oct. 10 Mike Holovak replaces Lou Saban as head coach.
- Dec. 17 The Patriots ended the season with a 41-0 shutout over San Diego to finish with a 9-4-1 record, second in the AFL Eastern Division. The 41-point margin of victory remains the largest shutout victory in Patriots history.

1962

- Sept. 16 Opened the season at Harvard Stadium and beat the Houston Oilers 34-21. The Patriots played the remainder of their games at Boston University Field.
- Dec. 12 The Oakland Raiders claim one of the AFL's most shocking upsets with a 20-0 victory over the Patriots in the season finale. It was the Raiders' only victory of the season and knocked the Patriots out of championship contention.

1963

- Oct. 11 Patriots play their first game in Fenway Park and beat Oakland 20-14.
- Dec. 28 With a 26-8 victory over Buffalo, the Patriots win the AFL's Eastern Division title in the league's only season-ending tie-breaker game.

1964

- Jan. 5 The Patriots lose the AFL title game, 51-10, to the Chargers at San Diego.
- Dec. 20 Gino Cappelletti finished the season with 155 total points, an AFL record and ranks fourth in NFL history.

1966

- Rommie Loudd becomes the first African-American assistant coach in the AFL when Mike Holovak adds him to the Patriots coaching staff prior to the 1966 season. The following season, Loudd was named director of player personnel.
- Dec. 17 Jim Nance rushes for 78 yards against the N.Y. Jets in the season finale giving him 1,458 yards rushing for the season, a Patriots single-season team record until 1995. Nance was later honored with the league's Most Valuable Player award.
- 1967 Patriots played the Baltimore Colts of the NFL in a preseason game. It was the first time the Patriots had played an NFL team. The Patriots lost the game 33-3.
- Dec. 17 Jim Nance finishes the season with 1,216 yards rushing and becomes the first player in AFL history to rush for over 1,000 yards in back-to-back seasons.

1968

- Nov. 10 Gino Cappelletti became the first player in AFL history to score more than 1,000 points in his career. He reached the milestone on a 19-yard touchdown reception from Tom Sherman.



In the AFL's first ever preseason game on July 30, 1960, the Patriots defeat Buffalo 28-7 at War Memorial Stadium. Patriots DE Bob Dee (above) recovered a fumble for the league's first touchdown.

HISTORICAL DATES

1969

- Jan. 30 Patriots appoint Clive Rush as vice president and head coach.

1970

- Feb. 1 The AFL and NFL announce their merger, forming a common league with 26 teams, 13 in the American Football Conference and 13 in the National Football Conference.
- April 4 Foxboro, Mass. selected as the new playing site for the Patriots.

- Sept. 23 Official ground-breaking ceremonies begin for the construction of the Patriots new stadium in Foxboro, Mass. The stadium opened nearly one year later.
- Nov. 12 John Mazur replaces Clive Rush as head coach.

1971

- Mar. 22 The Boston Patriots are renamed the New England Patriots.
- Aug. 15 The Patriots make their debut at Schaefer Stadium in Foxboro. Gino Cappelletti kicked a 36-yard field goal for the first points scored in the stadium as the Patriots topped the N.Y. Giants 20-14 before 60,423 fans.

1972

- Feb. 17 The Patriots made financial history by paying first cash dividend of 15 cents per share.

1973

- Jan. 26 Chuck Fairbanks is named head coach and general manager.
- Jan. 30 The Patriots solidify their franchise for years to come when they selected John Hannah (fourth overall), RB Sam Cunningham (11th) and WR Darryl Stingley (19th) in the first round of the 1973 draft.

1975

- Nov. 7 President William H. Sullivan, Jr. became the first majority owner in club history when he purchased additional voting stock to give him 88 percent of the franchise's voting stock.

1976

- July 10 Patriots open their training camp for the first time at Bryant College in Smithfield, R.I. after spending the summers of 1969-75 at UMass/Amherst.
- Dec. 5 Patriots defeat New Orleans 27-6 at Foxboro to qualify for their first NFL playoff appearance and their first playoff appearance since the 1963 AFL Championship game.
- Dec. 8 Non-voting stockholders approve offer of \$15 per share made by Billy Sullivan to purchase all non-voting stock.
- Dec. 18 Lost AFC wild-card playoff game to the eventual Super Bowl Champion Oakland Raiders, 24-21, in the final 10 seconds of the game.

1977

- Aug. 20 Work completed on installation of new surface (Super Turf) in Schaefer Stadium.

1978

- Dec. 10 Patriots clinch their first outright divisional championship in the club's history with a last minute 26-24 victory over Buffalo at home.
- Dec. 31 Patriots lose 31-14 to Houston in first playoff game ever played in Foxboro.

1979

- April 2 Patriots announce that head coach and general manager Chuck Fairbanks has been released from his contract to assume duties as head football coach at the University of Colorado.
- April 6 Francis "Bucko" Kilroy named general manager and former Patriots offensive coordinator Ron Erhardt is named head coach.
- Sept. 3 Former Patriots wide receiver Darryl Stingley is named Executive Director of Player Personnel.
- Dec. 16 In a 27-23 victory over the Minnesota Vikings to close out the 1979 regular season, WR's Harold Jackson and Stanley Morgan became the first and second players in Patriots history to surpass the 1,000-yard receiving single-season mark. Jackson finished the 1979 campaign with 1,013 yards and Morgan totaled 1,002.

1980

- Feb. 25 Paul Sonnabend resigns as Executive Director of the NFL Management Council and is appointed as Vice President and a member of the Board of Directors of the Patriots.
- April 8 William H. "Billy" Sullivan, Jr., President of the Patriots, is re-elected as Chairman of the Board of NFL Properties.



On November 10, 1968 Gino Cappelletti (above, center) caught a 19-yard touchdown pass against San Diego and became the first player in AFL history to score more than 1,000 points in his career. He finished his career with 1,130 points, which ranks him 21st in NFL history.

HISTORICAL DATES

1981

- Nov. 29 FB Sam Cunningham, with 35 yards on nine carries against St. Louis at Foxboro, surpasses Jim Nance (5,323 yards on 1,323 carries) as the Patriots all-time career rushing leader.

1982

- Jan. 15 Ron Meyer, head coach at Southern Methodist University from 1976-81, is named the eighth head coach in club history.
- Dec. 12 The Patriots defeat the Miami Dolphins 3-0 in the "Snow Plow Game." Mark Henderson used his snow plow and cleared a kicking surface on the Schaefer Stadium turf for John Smith. Smith then connected on a 33-yard field goal which would be the only scoring of the game.

1983

- Jan. 8 In their first playoff appearance since 1978, the Patriots lose to the eventual AFC Champion Miami Dolphins at the Orange Bowl, 28-13.
- Feb. 16 General manager Bucko Kilroy is promoted to the position of Vice President and Patrick Sullivan, assistant general manager for four years, is named general manager.
- May 23 Schaefer Stadium is renamed Sullivan Stadium in honor of the founder and driving force behind the Patriots franchise, William H. "Billy" Sullivan, Jr.
- June 29 Sullivan Stadium is officially rededicated and the Boston Pops perform a concert in the stadium that is open free-of-charge to the public.

1984

- June 1 The Patriots organize a fan advisory board, a group of season ticket holders who will help advise the Patriots on how to make Sullivan Stadium a more exciting and more pleasant place to bring a family to watch an NFL game.
- June 5 In the first-ever NFL Supplemental Draft, the Patriots select slotback Ricky Sanders of the Houston Gamblers, running back Eric Jordan of the Oakland Invaders and quarterback Walter Lewis of the Memphis Showboats.
- Oct. 25 Hall of Fame receiver Raymond Berry is named the head coach of the Patriots, replacing Ron Meyer. Berry, a former Patriots assistant coach, becomes the team's ninth head coach.

1985

- Oct. 13 Raymond Clayborn establishes a new team record for consecutive starts by starting his 111th straight game. Ray Hamilton had the old mark of 110 (set Sept. 16, 1973 to Oct. 26, 1980). Clayborn celebrated the record-setting day by scoring his first professional touchdown on a 27-yard interception return.
- Dec. 28 The Patriots defeated the New York Jets, 26-14, at The Meadowlands (East Rutherford, N.J.) in the AFC wild-card game. With the victory, the Patriots won their first NFL playoff game (the Patriots had an 0-3 NFL playoff record prior to the game).

1986

- Jan. 12 The Patriots defeated the Miami Dolphins, 31-14, to claim their first AFC Championship in team history. In doing so, the Patriots ended an 18-game losing streak at the Orange Bowl that began in 1967. Raymond Berry became the first Patriots head coach to lead his team to the Super Bowl.
- Jan. 26 The Patriots participate in Super Bowl XX versus the Chicago Bears in the Louisiana Superdome in New Orleans. The Bears won the game, 46-10.
- Jan. 27 Defensive end Julius Adams retires after 15 years (all with the Patriots). He was the oldest active defensive lineman in the league at age 37 when he retired, and held the team record until 2000 with 210 games played.



On December 12, 1982 the Patriots defeated the Miami Dolphins 3-0 in the infamous "Snow Plow Game." Mark Henderson used his snow plow and cleared a kicking surface on the Schaefer Stadium turf for John Smith. Smith then connected on a 33-yard field goal which would be the only scoring of the game.

HISTORICAL DATES

1986 (Cont.)

- June 12 Coach Raymond Berry, who led the Patriots to the AFC Championship and Super Bowl XX in his first full season as the team's head coach, signs new five-year contract.
- June 30 John Hannah, who was selected to the Pro Bowl a team record nine times, announces his retirement from the NFL. He retires after starting 183 games, a team record until 1999.
- Sept. 7 1985 AFC Championship banner is raised at Sullivan Stadium in pregame ceremony prior to the season opener vs. Indianapolis. The banner is 10 feet wide and 15 feet long. Mr. William H. "Billy" Sullivan, Jr. is joined by the governors from each of the New England states.
- Sept. 21 QB Tony Eason throws for a then team-record 414 yards. The Patriots lose to Seattle, 38-31, in the game played in Foxboro. Eason was 26-of-45 with three touchdowns and no interceptions.
- Dec. 7 WR Stanley Morgan establishes a new team record for catches in one season with his 67th catch (had five catches on the day). Morgan, who finished the season with 84 catches, broke Derrick Ramsey's previous mark of 66 catches, set in 1984.
- Dec. 31 NEP Partners purchase a three-year option to buy the Patriots.

1987

- Sept. 13 Patriots become first NFL team to have its games on a French-speaking radio network on a regular basis. CKLM—a 50,000-watt station out of Laval, Quebec, Canada—was the flagship station (others were CJSA in Ste. Agathe, Que.; CKSL in St. Jovite, Que., and CJER in St. Jerome, Que.). Pierre Donais provides play-by-play detail.
- Sept. 13 Patriots begin four-year, \$5 million contract with WHDH-Radio in Boston.
- Nov. 29 Cornerback Raymond Clayborn ends his consecutive games played streak at 161. Clayborn broke Gino Cappelletti's record of 152 consecutive games played and Ray Hamilton's record 110 consecutive starts.

1988

- July 11 The Patriots retire the number 57 worn by 14-year linebacker Steve Nelson, who retired following the 1987 season. Nelson played in three Pro Bowls and led the team in tackles for eight years.
- July 28 Victor K. Kiam II, the owner and chief executive officer of Remington Products, Inc. of Bridgeport, Conn., agrees to purchase the team from William H. "Billy" Sullivan, Jr.
- Oct. 28 Victor K. Kiam II becomes majority owner and chairman of the Patriots. Francis W. Murray, the minority owner, is the vice chairman. William H. "Billy" Sullivan, Jr., the founder and previous owner, remains as the team's president. The Kiam, Murray and Sullivan team is known as KMS Limited.
- Nov. 23 K-Korp, a company co-owned by Robert Kraft, purchases Sullivan Stadium.
- Dec. 4 Veteran wide receiver Stanley Morgan catches his 500th career reception vs. Seattle.

1989

- Jan. 6 Running back John Stephens is named the Old Spice/NFL Rookie of the Year.

1990

- Sullivan Stadium is renamed Foxboro Stadium.
- Feb. 27 Rod Rust is named the head coach of the Patriots, replacing Raymond Berry (who was relieved of his duties on Feb. 26). Rust, a former Patriots defensive coordinator, becomes the team's 10th head coach.
- Mar. 14 Former Patriots offensive guard John Hannah and cornerback Mike Haynes are selected to the National Football League's All-1980s team, while current linebacker Andre Tippett earned second-team honors.
- Dec. 20 Sam Jankovich, the University of Miami's Athletic Director from 1982-90, is named the chief executive officer of the Patriots.

1991

- Jan. 7 Dick MacPherson is named head coach of the Patriots, replacing Rod Rust (who was relieved of his duties on Jan. 4). MacPherson, the head coach at Syracuse for 10 seasons, becomes the team's 11th head coach. The installation of a natural grass playing surface at Foxboro Stadium is completed.
- May 3 Former Patriots offensive guard John Hannah is inducted into the Pro Football Hall of Fame in Canton, Ohio.

1992

- May 11 James B. Orthwein purchases the controlling interest of the Patriots from Victor K. Kiam II. Orthwein becomes Chairman of the Board of the club, while Francis W. Murray, the club's minority owner, becomes President. Sam Jankovich remains the Chief Executive Officer.
- Aug. Gino Cappelletti and Nick Buoniconti are inducted into the Patriots Hall of Fame.

1993

- Jan. 9 Sam Jankovich, the Patriots chief executive officer for the past two seasons, resigns.
- Jan. 21 Bill Parcells is named head coach of the Patriots, replacing Dick MacPherson (who was relieved of his duties on Jan. 8). Parcells becomes the team's 12th head coach. In addition, Patrick Forte is named Executive Vice President of Football Operations and James Hausmann is named Executive Vice President of Business Operations.

HISTORICAL DATES

1993 (Cont.)

- Mar. 31 The Patriots unveil their new logo and uniforms at a press conference at the Four Seasons Hotel in Boston. The new icon features a streamlined head of a minuteman while the primary color of the uniforms changes from red to blue.
- Aug. 18 Bob Dee, Jim Lee Hunt, Steve Nelson and Babe Parilli are inducted into the Patriots Hall of Fame.

1994

- Jan. 2 Patriots' LB Andre Tippett sacked Dolphin QB Scott Mitchell and recorded his 100th career sack. Tippett leads all Patriots with 100 sacks (Julius Adams ranks second with 79.5) and currently ranks 16th on the NFL's all-time list.
- Jan. 21 Robert K. Kraft becomes the Patriots fourth owner in the club's 35-year history with an agreement to purchase the team from James Orthwein.
- Feb. 25 The sale of the Patriots from James Orthwein to Robert K. Kraft becomes official.
- Feb. 26 Patriots fans respond to the sale by purchasing 5,958 season tickets, a Patriots single-day sales record.
- May 12 Andre Tippett is appointed director of player resources upon his announced retirement.
- June 1 Second-round draft choice Kevin Lee becomes the 10th and final 1994 Patriots draft choice to sign a contract. The 37-day signing period is the fastest reported to the league since the 1970 AFL-NFL merger.
- Nov. The Patriots announce WBCN - 104.1 FM as the team's new radio flagship station after reaching a three-year agreement.
- Dec. 24 The Patriots defeat the Chicago Bears 13-3, clinching the teams first playoff berth since 1986.

1995

- Jan. 1 The Cleveland Browns defeat the Patriots 20-13 in a wild-card playoff game.
- Feb. 9 The Patriots announce Boston's ABC affiliate WCVB-TV (Channel 5) as their preseason television flagship station. WCVB will televise three preseason games and a weekly Patriots show, hosted by Mike Lynch.
- Mar. 29 The Patriots publish their premier issue of *Patriots Football Weekly*, the team's official newspaper.
- Apr. 29 For the first time in franchise history, every home game is sold out before the season begins as the remaining 15,000 tickets are sold individually to non-season ticket holders.

1996

- July 20 Owner Robert Kraft signs QB Drew Bledsoe to a seven-year contract extension.
- Sept. 1 The official home page of the New England Patriots (www.patriots.com) launches its new look.
- Dec. 8 The Patriots clinch their second playoff berth in two years by defeating the N.Y. Jets 34-10.
- Dec. 15 The Patriots clinch their first AFC Division title since 1966.
- Dec. 21 The Patriots score 23 unanswered second half points and defeat the N.Y. Giants 23-22 to secure a first-round playoff bye and first home playoff game since 1978. WR Terry Glenn finished the 1996 season with 90 receptions, setting a new league rookie reception record (83 by Earl Cooper - 1980).

1997

- Jan. 5 The Patriots win their first home playoff game in team history by defeating the Pittsburgh Steelers 28-3 in Foxboro Stadium.
- Jan. 12 Otis Smith's 47-yard fumble return for a touchdown with 2:36 remaining enabled the Patriots to defeat the Jacksonville Jaguars 20-6 and earn their second AFC Championship and a trip to Super Bowl XXXI.
- Jan. 26 The Patriots lose 35-21 to the Green Bay Packers in Super Bowl XXXI. The two teams set a Super Bowl record for the most points scored by two teams in the first quarter with 24. The game was the fourth most-watched program in television history.



On January 21, 1994 Robert K. Kraft becomes the Patriots fourth owner in the club's 35-year history with an agreement to purchase the team from James Orthwein.



On February 26, 1994, Patriots fans respond to the sale by braving a snow storm to purchase 5,958 season tickets. The one-day mark is a Patriots single-day sales record.

HISTORICAL DATES

1997 (Cont.)

- Jan. 31 Bill Parcells steps down as head coach.
- Feb. 3 The Patriots name Pete Carroll as their 13th head coach. Carroll, former head coach of the New York Jets in 1994, spent the '95 and '96 seasons as defensive coordinator of the San Francisco 49ers.
- Mar. 26 The NFL releases its 1997 regular season schedule and the Patriots are featured on six nationally televised games, including three Monday Night Football contests.
- July 26 Former Patriot CB Mike Haynes is inducted into the Pro Football Hall of Fame.
- Aug. 25 The Patriots introduce the world's first direct to digital nightly video webcast. The webcast contains everything from Patriots player interviews and press conferences to game reviews and previews.
- Sept. 15 Long-time Patriot scout Robert S. Teahan died at the age of 76.
- Sept. 21 For third time in team history, and first since 1974, the Patriots started the 1997 season 4-0 with a 31-3 victory over the Chicago Bears.



Patriots' LB Andre Tippett sacked Dolphin QB Scott Mitchell and recorded his 100th career sack on January 2, 1994. Tippett leads all Patriots with 100 sacks (Julius Adams ranks second with 79.5) and currently ranks 16th on the NFL's all-time list.

- Dec. 22 The Patriots clinched their second consecutive AFC East Division Championship with a 14-12 victory over the Miami Dolphins. It was their first back-to-back division championship in franchise history and their third playoff appearance in four years. With their victory over the Dolphins, the Patriots finished the 1997 season 7-1 against their division opponents, which tied a franchise record set in 1986.
- Dec. 22 The Patriots set a franchise attendance record during the 1997 season, reporting 1,024,949 fans. It was the second time in franchise history that they eclipsed the one million milestone.
- Dec. 28 The Patriots won their third home playoff game in two years when they defeated the Miami Dolphins, 17-3.

1998

- Jan. 3 The Patriots lost 7-6 to the Pittsburgh Steelers in the Divisional Playoff round.
- Feb. 23 William H. "Billy" Sullivan Jr., the founder of the New England Patriots, died at the age of 82 in Atlantis, Fla.
- Dec. 13 QB Drew Bledsoe completed a 4-yard pass to TE Lovett Purnell to become the Patriots all-time leading completion leader, surpassing Steve Grogan (1,876).
- Dec. 20 The Patriots defeat the San Francisco 49ers 24-21 to qualify for the playoffs for the third consecutive year - establishing a franchise record.


1999

- Jan. 3 Jacksonville Jaguars defeat the Patriots, 25-10, in a wild card playoff game.
- Feb. 7 Patriots CB Ty Law returns an interception 67 yards for a touchdown to propel the AFC to a 23-10 victory in the Pro Bowl. Law, who was selected to play in the game for the first time, was named co-MVP for his efforts.

- June "Patriots All-Access," the Patriots weekly television show wins a New England Emmy for Best Sports Series.
- June 21 The Patriots sold all their remaining tickets for every regular season game in just 90 minutes.
- Nov. 15 Patriots linebacker Andre Tippett is inducted into the Patriots Hall of Fame.
- Dec. 6 In a Foxboro town meeting, over 93 percent of the town's residents voted in favor of passing six necessary articles to approve the stadium project.

2000

- Jan. 27 Patriots name Bill Belichick as the 14th head coach in franchise history.
- April 18 The Patriots unveil the designs for their new stadium in a press conference at the Seaport Hotel in Boston. The uniforms feature a color change from a royal blue to Nautical Blue.
- June 15 The Patriots new stadium's first concrete foundation is poured.
- Oct. 1 Quarterback Drew Bledsoe became the Patriots all-time leading passer, surpassing Steve Grogan's total of 26,886 yards.
- Nov. 19 Tackle Bruce Armstrong became the Patriots all-time leader in games played when he started his 207th career game vs. Cincinnati.



Quarterback Drew Bledsoe became the Patriots all-time leading passer, surpassing Steve Grogan's total of 26,886 yards on October 1, 2000.

HISTORICAL DATES

EXECUTIVES

FOOTBALL STAFF

2005 PLAYERS

2004 SEASON

HISTORY

RESULTS

RECORDS

PLAYOFF HISTORY

EXTRA POINTS

2001

- March 22 In celebration of a long-standing construction tradition, the final beam was hoisted into place at the new stadium to signify the "topping off" of the structure's steel.
- July 30 The Neponset River is daylighted and diverted into a new corridor on the stadium site.
- Aug. 6 Patriots quarterback coach Dick Rehbein died due to a heart condition at the age of 45.
- Aug. 6 Seat installation begins at the new stadium.
- Sept. 30 Former tackle Bruce Armstrong is inducted into the Patriots Hall of Fame.
- Oct. Installation of the new scoreboards and video boards is begun.
- Nov. 19 The grass playing surface is installed at the new stadium.

2002

- Jan. 6 The Patriots defeated the Carolina Panthers 38-6 and finished the 2001 season with an 11-5 record. They tied a franchise record with 11 victories and claimed their third AFC East title in six seasons.
- Jan. 19 In a driving snowstorm, the Patriots beat the Oakland Raiders, 16-13 in overtime, in the final game at Foxboro Stadium to advance to the AFC Championship Game.
- Jan. 27 The Patriots beat the Pittsburgh Steelers, 24-17, to advance to the Super Bowl for the third time in their history and the second time in the last six years.
- Feb. 3 The Patriots claimed the first Super Bowl championship of their 42-year history with a 20-17 win over the St. Louis Rams in Super Bowl XXXVI in New Orleans. Patriots kicker Adam Vinatieri nailed a 48-yard field goal as time expired to bring the Lombardi Trophy home to New England.
- Feb. 5 The state of Massachusetts held a victory parade for the Patriots. The parade traveled through downtown Boston and concluded with a rally at city hall. Approximately 1.25 million people attended the event.
- Feb. 18 Demolition of Foxboro Stadium begins.
- March 5 The Patriots held the red-carpet premiere of their Super Bowl XXXVI video at the Loews Theatre at Boston Common.
- March 28 The NFL released its 2002 schedule and the Patriots were featured in a franchise record six nationally televised games.
- April 1 The Patriots and their Super Bowl trophy were on hand at Fenway Park for opening day of the 2002 Boston Red Sox season. In a pre-game ceremony, each of the players in attendance threw out the first pitch of the season.
- April 2 The Patriots were invited to the White House and were congratulated on their victory in Super Bowl XXXVI by the President of the United States, George W. Bush.
- May 6 The Patriots moved into their new offices and facilities at their new stadium.
- May 9 The New England Revolution soccer team participated in the first practice held at the new stadium.
- May 11 The Revolution played in the first game at the new stadium. In the stadium's "soft opening," the lower seating bowl and concourse are opened to the public for the first time.
- June 1 Demolition of Foxboro Stadium is completed.
- June 6 The Patriots open a three-day minicamp, the first time the entire team worked together at the new stadium.
- June 9 Robert Kraft hosted the Patriots Super Bowl ring ceremony at the Boston Harbor Hotel.
- Aug. 5 Patriots signed a 15-year agreement with the Gillette Company for exclusive naming rights to Gillette Stadium.
- Aug. 17 Patriots host first football game at Gillette Stadium, a 16-15 preseason victory over the Philadelphia Eagles.
- Sept. 9 Patriots host the grand opening of Gillette Stadium against the Pittsburgh Steelers on Monday Night Football. The Patriots defeated the Steelers 30-14.
- Sept. 22 Troy Brown established a single-game franchise record with 16 catches vs. Kansas City.
- Dec. 8 The Patriots extended their radio agreement with WBCN
- Dec. 16 Robert and Jonathan Kraft named 2002 Sports Industrialists of the Year by *The Sports Business Daily*.



Robert Kraft, Bill Belichick and the entire Patriots team were congratulated for their victory in Super Bowl XXXVI by President George W. Bush at the White House on April 2, 2002.

HISTORICAL DATES

2003

- Dec. 7 The Patriots defeated the Miami Dolphins, 12-0, in snowy Foxborough to claim the seventh division title in franchise history.
- Dec. 27 New England closed out the best regular season in franchise history with a 31-0 shutout over the Buffalo Bills to finish the season with a 14-2 record, the best mark in the NFL.

2004

- Jan. 10 In the coldest game in team history (four degrees), the Patriots beat Tennessee 17-14 in the divisional playoffs at Gillette Stadium.
- Jan. 18 New England hosted the AFC Championship Game for the second time in club history and advanced to the fourth Super Bowl in team annals with a 24-14 win over the Indianapolis Colts.
- Jan. 21 Robert K. Kraft celebrated the 10th anniversary of his purchase of the franchise.

- Feb. 1 The Patriots won the Super Bowl for the second time in three seasons with a thrilling 32-29 victory over Carolina in Super Bowl XXXVIII at Reliant Stadium in Houston.
- Feb. 3 More than 1.5 million Patriots fans jammed the streets of Boston for a victory parade that ends with a rally at City Hall Plaza.
- April 9 Robert Kraft threw out the first pitch at the Boston Red Sox' 2003 Opening Day ceremonies at Fenway Park.
- April 22 The Patriots released the DVD "3 Games to Glory II," a premiere event in Randolph, Mass. The two-disc set contains nearly five hours of features chronicling and commemorating the Patriots' record-setting 2003 season.

- May 10 The Patriots visited the White House, where they were honored by President George W. Bush.
- June 13 Robert Kraft presented the Patriots with Super Bowl XXXVIII rings in a ceremony at his home.
- Sept. 9 The Patriots opened the NFL's 2004 regular season with a 27-24 victory over Indianapolis in a Thursday prime-time matchup at Gillette Stadium. Robert Kraft unveiled the team's second Super Bowl Championship Banner as part of a star-studded pregame ceremony that included musical performances from Elton John, Toby Keith, Destiny's Child and Lenny Kravitz.
- Oct. 10 New England set the all-time pro football record with its 19th consecutive victory, a 24-10 win over the Miami Dolphins at Gillette Stadium. The winning streak eventually extended to 21 games.
- Dec. 12 The Patriots clinched their eighth AFC East crown following a 35-28 win over Cincinnati in Foxborough.

2005

- Jan. 16 New England advanced to the AFC Championship Game with a 20-3 victory over Indianapolis amid snowy conditions at Gillette Stadium. The Patriots held the highest-scoring offense in the NFL to just a field goal.
- Jan. 23 The Patriots won their fifth AFC Championship with a 41-27 victory over the Pittsburgh Steelers at Heinz Field, setting a franchise playoff record for points against the NFL's top defense.
- Feb. 6 The Patriots outlasted the Philadelphia Eagles in Super Bowl XXXIX, posting a 24-21 win for their third championship. The Patriots became just the second franchise in NFL history to win three out of four Super Bowls.
- Feb. 8 More than a million fans line the streets of Boston as the Patriots take part in a rolling rally through the city.
- April 13 The Patriots returned to the White House to be honored as champions by President Bush.
- April 21 The commemorative DVD "3 Games to Glory III" was released at a premiere event in Randolph, Mass.
- June 12 Robert Kraft presented the Patriots with Super Bowl XXXIX rings in a ceremony at his home.



Head Coach Bill Belichick celebrates the Patriots' second world championship in a span of three years following the team's 32-29 win over Carolina in Super Bowl XXXVIII.



The Patriots' 4.06-ounce Super Bowl XXXIX ring is the heaviest in NFL history. It contains 124 diamonds and is cast in 14-carat white gold.

HISTORICAL CAPSULE

Professional football arrived in New England on Nov. 16, 1959, when a group of local businessmen, led by former public relations executive William H. "Billy" Sullivan Jr. was awarded the eighth and final franchise in the new American Football League. One week later, Northwestern University running back Ron Burton was selected as the franchise's first draft choice and Syracuse running back Gerhardt Schwedes was selected as the team's first territorial choice.

Three key personnel decisions were made in the winter of 1960. First, former Boston College head coach Mike Holovak was named director of player personnel. Ed McKeever was hired as the team's first general manager and he selected Lou Saban as the team's first head coach.

One of the first orders of business of the management group was giving the franchise a name and that was accomplished through a public contest. Thousands of entries were submitted to name the team and 74 fans suggested the winning name, the Boston Patriots. Shortly after the franchise name was chosen, Boston Globe artist Phil Bissell drew a cartoon of a Minuteman preparing to snap a football and owner Sullivan liked the drawing so much that he selected "Pat Patriot" as the team logo. On April 1, 1960, Boston University Field - the former home of the Boston Braves - was selected as the first home of the Boston Patriots.

The organization's first training camp opened on July 4, 1960 at the University of Massachusetts at Amherst. Approximately 350 players reported to the opening of camp, including a large contingent from Boston College. This group would be trimmed to 35 for the start of the regular season. The team's first preseason game was held on July 30 and the Patriots defeated the Buffalo Bills 28-7 at War Memorial Stadium in Buffalo. Patriots defensive end Bob Dee recovered a fumble during the game and scored the AFL's first touchdown. The first "home" game was held two weeks later before 11,000 fans at Harvard Stadium and the Patriots lost 24-14 to the Dallas Texans. The team's regular season home opener came on Sept. 9 and 21,597 fans at Boston University field watched the team lose to the Denver Broncos 13-10.

The 1963 season saw the Patriots move to Fenway Park for home games, where they claimed their first division crown with a 7-6-1 record. The team lost the AFL title game, 51-10, to the San Diego Chargers. A number of Patriots players emerged as stars in the AFL during the 1960s, including wide receiver and kicker Gino Cappelletti, running back Jim Nance, quarterback Babe Parilli, linebacker Nick Buoniconti, defensive linemen Houston Antwine, Bob Dee, Larry Eisenhauer and Jim Lee Hunt and center Jon Morris.

In 1970, after a decade of playing at four different sites, including Boston University Field, Harvard Stadium, Fenway Park and Boston College Alumni Stadium, the Patriots selected Foxborough as the new home of the team. In March 1971, the team was renamed the New England Patriots. On Aug. 15, 1971, the Patriots played their first game at Schaefer Stadium in Foxborough, defeating the New York Giants 20-14 before a crowd of 60,423 in a preseason contest.

In 1976, the Patriots earned a wild-card playoff berth, but lost to the eventual Super Bowl Champion Oakland Raiders, 24-21. In 1978, the Patriots won their first outright division title in franchise history, but lost to the Houston Oilers on Dec. 31, 31-14, in the franchise's first home playoff game. During the 1970s, several Patriots were regarded to be among the most outstanding players in the league at their positions, including offensive tackle John Hannah, cornerback Mike Haynes and tight end Russ Francis.

In 1982, Schaefer Stadium was renamed Sullivan Stadium. In 1985, the Patriots gained a wild-card berth in the playoffs and went on to defeat the New York Jets, Los Angeles Raiders and the Miami Dolphins on the road to win their first AFC Championship and a trip to Super Bowl XX. Unfortunately, the Patriots faced one of the dominant teams of the '80s as the Chicago Bears rolled to a 46-10 Super Bowl victory. Following that season, Patriot greats John Hannah and Julius Adams retired.

On July 28, 1988, Remington Products, Inc. CEO Victor Kiam purchased the Patriots from the Sullivan family and retained the team for four years. On Nov. 23, 1988, Robert Kraft purchased Sullivan Stadium out of bankruptcy court.

In 1990, Sullivan Stadium was renamed Foxboro Stadium and the following season natural grass was installed in the stadium for the first time. On July 27 1991, Hannah became the first Patriot to be inducted into the Pro Football Hall of Fame in Canton, Ohio.

In 1992, St. Louis businessman James B. Orthwein purchased controlling interest of the Patriots and made some dramatic changes, both on and off the field. In 1993, he hired former New York Giants head coach Bill Parcells and a new coaching staff. In addition, he also made some cosmetic changes that spring with the unveiling of a new Patriots logo and the change of primary color from red to blue.

On Jan. 21, 1994, Robert K. Kraft became the franchise's fourth owner when he purchased the team from Orthwein, saving the team from an impending move. That season, the Patriots closed out the season with a seven-game winning streak to qualify for their first playoff berth since 1985. In 1995, the Patriots became the first professional sports team to launch their own Web site - www.patriots.com.

The Patriots continued their rise during a memorable 1996 season, winning the AFC Championship and returning to the Super Bowl for the second time in team history. The Patriots finished 11-5 and scored two home playoff wins, 28-3 vs. Pittsburgh and 20-6 vs. Jacksonville, winning the AFC Championship in front of a sold out Foxboro Stadium crowd. The Patriots were defeated by the Green Bay Packers in Super Bowl XXXI, 35-21.

In 1997, the Patriots defended their AFC East division title with a 7-1 record in the division and a 10-6 overall record. It was the first time in team history that New England won back-to-back division titles.

HISTORICAL CAPSULE

The Patriots finished 9-7 in 1998 and qualified for the playoffs, marking the third consecutive season they qualified for the postseason - a team record.

A new era began in Patriots history in 2000 when the team unveiled designs for their new stadium. The new 68,436-seat facility opened in May, 2002 and celebrated its Grand Opening on Sept. 9, 2002.

When Kraft purchased the Patriots, he promised the fans of New England that he would bring home a championship, and in his first 10 years of ownership, he delivered not just one, but two titles to New England.

The Patriots began the most prosperous era in team history when Kraft hired Bill Belichick as the club's 14th head coach on Jan. 27, 2000. After taking a year to implement his system, Belichick molded the Patriots into one of the NFL's elite teams. He has led the Patriots to the best record in the league over a four-year span from 2001-04 (57-16), en route to winning three Super Bowl titles in those four seasons.

The Patriots capped off an 11-5 regular season in 2001 with three playoff wins for the ages and the first Super Bowl title in team history. In the divisional round of the playoffs, the Patriots defeated the Oakland Raiders 16-13 in overtime in a driving snowstorm in the final game at Foxboro Stadium. Adam Vinatieri kicked a 45-yard field goal to tie the game late in regulation and then added a 23-yard kick in overtime to win, 16-13. The following week in Pittsburgh, the Patriots defeated the favored Steelers 24-17 in the AFC Championship Game to advance to their third Super Bowl.

In Super Bowl XXXVI at the Superdome in New Orleans on Feb. 3, 2002, the Patriots defeated the St. Louis Rams, 20-17, in one of the most dramatic Super Bowl finishes in history. After the Patriots took a 17-3 lead into the fourth quarter, St. Louis rallied to tie the game at 17. But quarterback Tom Brady marched the Patriots into Vinatieri's field goal range and his 48-yard kick sailed through the uprights as time expired to give New England its first NFL Championship. The Patriots were welcomed home with a rally in Boston attended by nearly 1.5 million people and took the Lombardi Trophy to rallies in all of the New England states.

In 2002, the Patriots celebrated the opening of their world-class new home, Gillette Stadium. In the Grand Opening on Sept. 9, the Super Bowl XXXVI banner was unveiled as the Patriots defeated the Pittsburgh Steelers, 30-14, before a national audience on Monday Night Football.

In 2003, just two seasons after winning its first Super Bowl, New England put together one of the finest seasons in pro football history, finishing with a 17-2 record and a victory in Super Bowl XXXVIII. After posting a 2-2 record in September, the Patriots became the first NFL team in 31 years to close the season with 15 consecutive wins, including three playoff victories. After fighting through a rash of injuries and finishing the regular-season with a franchise-best and league-leading 14-2 record, the Patriots produced another memorable three-game playoff run culminating in a championship.

In the divisional round of the 2003 playoffs, the Patriots defeated the Tennessee Titans 17-14 in the first playoff game at Gillette Stadium in the coldest game in team history (four degrees at kickoff). The next week, New England hosted the AFC Championship Game for the second time in team history and dispatched the Indianapolis Colts and league co-MVP Peyton Manning, 24-14, to claim their third conference title in eight years and advance to the Super Bowl for the fourth time in team history.

Two years after winning Super Bowl XXXVI in dramatic fashion, the Patriots saw fit to thrill their fans in a similar way with a 32-29 win over the Carolina Panthers in Super Bowl XXXVIII on Feb. 1, 2004 at Reliant Stadium in Houston Texas. In the game, New England built a 21-10 fourth-quarter lead, but Carolina rallied to take a 22-21 lead, then answered the Patriots' counterpunch by tying the game at 29 with just 1:08 left in the game. But Brady once again showed grace under pressure in driving the Patriots down the field and Vinatieri's clutch 41-yard boot with four seconds left gave the Patriots a 32-29 victory and their second title in three seasons.

The 2004 Patriots made history by becoming just the second team in NFL history to win three Super Bowls in a four-year span. New England remained in the spotlight throughout the year, beginning with the unveiling of the Super Bowl XXXVIII banner in front of a prime-time audience prior to the Patriots' season-opening victory over the Colts. The Patriots built on their 2003 season-ending 15-game winning streak with a six-game run to begin the 2004 season, setting the all-time pro football record with 21 consecutive wins, including playoff games. New England kept its focus down the stretch and continued its winning ways, finishing the regular season at 14-2 for the second consecutive year.

In their first two playoff games, the Patriots shut down the NFL's top scoring offense and solved the league's top ranked defense. In the divisional round, New England held Indianapolis' explosive offense to just a field goal in a 20-3 victory at Gillette Stadium, while in the AFC Championship Game the Patriots set a team playoff record with 41 points on the road against the Pittsburgh Steelers' previously impregnable defense.

New England entered historic territory with its 24-21 victory over the Philadelphia Eagles in Super Bowl XXXIX at Alltel Stadium in Jacksonville, Fla. The Patriots joined the Dallas Cowboys as the only teams to win three Super Bowls in a four-year span and became the seventh franchise to win back-to-back Super Bowls. With their third title, the Patriots now trail only Dallas (5), San Francisco (5) and Pittsburgh (4) for the most Super Bowl victories in history. New England's performance from 2003-04 constituted the most successful two-year run in the history of the NFL, with its 34 total victories setting an all-time NFL record.

PATRIOTS HOME FIELDS



Boston University Field was the Patriots first regular season "home" when the Boston Patriots of the AFL debuted there from 1960-62.

Year	Home Field	Home Record	Overall Record
1960	Boston University Field	3-4-0	5-9-0
1961	Boston University Field	4-2-1	9-4-1
1962	Harvard Stadium	1-0-0	
	Boston University Field	5-1-0	9-4-1
1963	B.C. Alumni Stadium	1-0-0	
	Fenway Park	4-1-1	7-6-1
1964	Fenway Park	4-2-1	10-3-1
1965	Fenway Park	1-4-2	4-8-2
1966	Fenway Park	4-1-1	8-4-2
1967	San Diego Stadium	0-0-1	
	Fenway Park	2-4-0	3-10-1
1968	Legion Field, Birmingham	0-1-0	
	Fenway Park	2-4-0	4-10-0
1969	B.C. Alumni Stadium	2-5-0	4-10-0
1970	Harvard Stadium	1-6-0	2-12-0
1971	Schaefer Stadium	5-2-0	6-8-0
1972	Schaefer Stadium	2-5-0	3-11-0
1973	Schaefer Stadium	3-4-0	5-9-0
1974	Schaefer Stadium	3-4-0	7-7-0
1975	Schaefer Stadium	2-5-0	3-11-0
1976	Schaefer Stadium	6-1-0	11-3-0
1977	Schaefer Stadium	6-1-0	9-5-0
1978	Schaefer Stadium	5-3-0	11-5-0
1979	Schaefer Stadium	6-2-0	9-7-0
1980	Schaefer Stadium	6-2-0	10-6-0
1981	Schaefer Stadium	2-6-0	2-14-0
1982	Schaefer Stadium	3-1-0	5-4-0
1983	Sullivan Stadium	5-3-0	8-8-0
1984	Sullivan Stadium	5-3-0	9-7-0
1985	Sullivan Stadium	7-1-0	11-5-0
1986	Sullivan Stadium	4-4-0	11-5-0
1987	Sullivan Stadium	5-3-0	8-7-0
1988	Sullivan Stadium	7-1-0	9-7-0
1989	Sullivan Stadium	3-5-0	5-11-0
1990	Foxboro Stadium	0-8-0	1-15-0
1991	Foxboro Stadium	4-4-0	6-10-0
1992	Foxboro Stadium	1-7-0	2-14-0
1993	Foxboro Stadium	3-5-0	5-11-0
1994	Foxboro Stadium	5-3-0	10-6-0
1995	Foxboro Stadium	3-5-0	6-10-0
1996	Foxboro Stadium	6-2-0	11-5-0
1997	Foxboro Stadium	6-2-0	10-6-0
1998	Foxboro Stadium	6-2-0	9-7-0
1999	Foxboro Stadium	5-3-0	8-8-0
2000	Foxboro Stadium	3-5-0	5-11-0
2001	Foxboro Stadium	6-2-0	11-5-0
2002	Gillette Stadium	5-3-0	9-7-0
2003	Gillette Stadium	8-0-0	14-2-0
2004	Gillette Stadium	8-0-0	14-2-0



PATRIOTS ALL-TIME ROSTER

Editor's Note: This list includes players who have participated in at least one game or have accrued at least one season of veteran status.
(*Notes incomplete information for games started.)

A

Name	Pos.	#	College	Years	GP	GS
Abdullah, Rabih	RB	27	Lehigh	2004	9	0
Abrams, Bobby	LB	50	Michigan	1995	9	1
Acks, Ron	LB	51	Illinois	1972-73	28	27
Adams, Bob	TE	80	Pacific	1973-74	24	12
Adams, George	RB	33	Kentucky	1990-91	18	8
Adams, Julius	DE	69/85	Texas Southern	1971-85, 87	206	90
Adams, Sam	OG	61	Prairie View	1972-80	119	90
Addison, Tom	LB	53	South Carolina	1960-67	14	11*
Agnew, Ray	DE	92	North Carolina State	1990-94	66	37
Akbar, Hakim	S	29	Washington	2001	6	0
Akins, Chris	S	34	Arkansas-Pine Bluff	2003	12	0
Alexander, Eric	LB	49	Louisiana State	2004	3	0
Alexander, Rogers	LB	91	Penn State	1987	3	2
Allard, Don	QB	12	Boston College	1962	4	NA
Allen, Marvin	RB	39	Tulane	1988-91	37	3
Allen, Terry	RB	22	Clemson	1999	16	13
Andersen, Jason	C	67	BYU	1998-2000	18	0
Anderson, Bob	RB	33	Colorado	1975	5	0
Anderson, Darren	CB	25	Toledo	1992	1	0
Anderson, Ralph	S	49	West Texas State	1973	13	11
Andruzzi, Joe	G	63	Southern Connecticut State	2000-04	72	72
Antrum, Glenn	WR	48	Connecticut	1989	1	0
Antwine, Houston	DT	65	Southern Illinois	1961-71	142	58
Armstrong, Bruce	OT	78	Louisville	1987-2000	212	212
Arthur, Mike	C	65	Texas A&M	1992-94	44	38
Ashton, Josh	RB	31	Tulsa	1972-74	38	20
Ashworth, Tom	OT	68	Colorado	2002-04	23	19
Atchason, Jack	OE	85	Western Illinois	1960	1	NA
Atessis, Bill	DE	73	Texas	1971	5	0
Atkinson, Ricky	DB	22/37	S. Connecticut State	1987	1	0
Avezzano, Joe	OC	50	Florida State	1966	3	NA
Ayi, Kole	LB	99	Massachusetts	2001	1	0

B

Baab, Mike	C	68	Texas	1988-89	31	28
Bahr, Matt	K	3	Penn State	1993-95	32	0
Bailey, Bill	RB	37	Cincinnati	1969	2	0
Bailey, Rodney	DL	96	Ohio State	2004	0	0
Bain, Bill	OT	62	Southern Cal	1986	3	0
Baker, Melvin	WR	83	Texas Southern	1975	1	0
Baldinger, Rich	OL	74	Wake Forest	1993	15	15
Ballou, Mike	LB	51	UCLA	1970	14	4
Banks, Willie	G	78	Alcorn A&M	1973	13	1
Banta-Cain, Tully	LB	48	California	2003-04	25	0
Barber, Kantroy	FB	46	West Virginia	1996	0	0
Barker, Jay	QB	7	Alabama	1995	0	0
Barnard, Brooks	P	8	Maryland	2003	1	0
Barnes, Bruce	P	3	UCLA	1973-74	23	0
Barnes, Pete	LB	59	Southern University	1976-77	25	18
Barnes, Rodrigo	LB	59	Rice	1974-75	6	0
Barnett, Harlon	S	42	Michigan State	1993-94	30	28
Barnett, Troy	DE	98	North Carolina	1994-95	31	15
Bartrum, Mike	TE	86	Marshall	1996-99	57	0
Baty, Greg	TE	48/85	Stanford	1986-87	21	7
Baumann, Charlie	K	8	West Virginia	1991-92	25	0
Bavaro, David	LB	52	Syracuse	1993-94	21	5
Baxter, Fred	TE	49/84	Auburn	2002-03	13	0
Beach, Walter	DB	26/41	Central Michigan	1960-61	18	NA
Beadles, Terrance	G	75	Arkansas Pine Bluff	2000	0	0
Beaudoin, Doug	S	27	Minnesota	1976-79	35	20
Beer, Tom	TE	82	Houston	1970-72	42	12
Bell, Bill	K	8	Kansas	1973	3	0
Bellino, Joe	RB	27	Navy	1965-67	35	1*
Bennett, Phil	LB	52	Miami	1960	2	NA
Benson, Mike	WR	86	S. Connecticut State	1987	0	0
Benson, Thomas	LB	53	Oklahoma	1988	12	0
Benzinger, John	OL	67	Massachusetts	1987	1	0
Berger, Ron	DE	88	Wayne State	1969-72	42	23
Beverly, Randy	DB	27	Colorado State	1970-71	20	3
Bianchini, Frank	RB	30	Hofstra	1987	1	0
Billups, Terry	CB	23	North Carolina	1999	2	1
Biscaha, Joe	OE	34	Richmond	1960	1	NA
Bishop, Michael	QB	7	Kansas State	1999-2000	8	0

PATRIOTS ALL-TIME ROSTER

Name	Pos.	#	College	Years	GP	GS
Bishop, Richard	NT	86	Louisville	1976-81	85	51
Bjornson, Eric	TE	64	Washington	2000	8	6
Black, Mel	LB	51/94	Eastern Illinois	1986-87	6	2
Blackmon, Don	LB	55	Tulsa	1981-87	89	72
Blahak, Joe	CB	21	Nebraska	1976	2	0
Blanchard, Dick	LB	49	Tulsa	1972	14	1
Blanks, Sid	RB	22	Texas A&I	1969-70	28	0
Bledsoe, Drew	QB	11	Washington State	1993-2001	124	123
Bleier, Bob	QB	10	Richmond	1987	3	2
Bolton, Ron	DB	27	Norfolk State	1972-75	55	46
Boudreaux, Jim	DE	64	Louisiana Tech.	1966-68	12	0*
Bowden, Andre	LB	51	Fayetteville State	1995	0	0
Bowman, Jim	S	28	Central Michigan	1985-89	73	12
Boyd, Greg	S	29	Arizona	1973	2	0
Boyd, Greg	DE	65	San Diego State	1977-78	23	0
Bradshaw, Morris	WR	88	Ohio State	1982	8	5
Brady, Tom	QB	12	Michigan	2000-04	64	62
Bramlett, John	LB	57	Memphis State	1969-70	24	23
Branch, Deion	WR	83	Louisville	2002-04	37	27
Brigance, O.J.	LB	59	Rice	2002	1	0
Brisby, Vincent	WR	82	NE Louisiana	1993-99	83	46
Briscoe, Marlin	WR	88	Nebraska-Omaha	1976	14	5
Brock, Pete	C	58	Colorado	1976-87	154	66
Brown, Barry	TE-LB	66	Florida	1969-70	21	13
Brown, Bill E.	LB	54	Syracuse	1960	14	NA
Brown, Corwin	S	30	Michigan	1993-95	61	14
Brown, Monty	LB	93	Ferris State	1996	11	7
Brown, Preston	WR	81	Vanderbilt	1980-82	14	4
Brown, Roger	S	47	Virginia Tech	1992	16	2
Brown, Sidney	CB	21	Oklahoma	1978	16	0
Brown, Troy	WR	80/86	Marshall	1993-2004	162	58
Brown, Vincent	LB	59	Mississippi Valley St.	1988-95	123	103
Brown, Wilbert	G	60	Houston	2003	2	0
Browning, Dave	DE	74	Washington	1983	12	0
Brune, Fred	DB	33	Ohio State	1960-62	28	NA
Bruschi, Teddy	LB	54	Arizona	1996-2004	136	88
Bryant, Hubie	WR	84	Minnesota	1971-72	12	2
Buben, Mark	DL	63	Tufts	1979, 1981	32	4
Buckley, Terrell	CB	27/22	Florida State	2001-02	31	3
Bugenhagen, Gary	OT-G	67	Syracuse	1969-70	10	6
Buoniconiti, Nick	LB	85	Notre Dame	1962-68	91	20*
Burke, John	TE	85	Virginia Tech	1994-96	43	12
Burks, Steve	WR	82	Arkansas State	1975-77	34	1
Burton, Ron	RB	22	Northwestern	1960-65	69	NA
Butts, Marion	RB	44	Florida State	1994	16	15
Byars, Keith	FB	41	Ohio State	1996-97	26	14
Byrd, Dennis	DT	78	North Carolina State	1968	14	14

C

Cade, Eddie	S	41	Arizona State	1995	10	0
Cagle, John	DT-LB-G	62	Clemson	1969	6	1
Calabria, Steve	QB	18	Colgate	1987	1	0
Calhoun, Don	RB	44	Kansas State	1975-81	94	49
Calloway, Chris	WR	82	Michigan	2000	7	2
Camarillo, Rich	P	3	Washington	1981-87	85	0
Canale, Justin	OG	63	Mississippi State	1965-68	56	14
Canale, Whit	DE	67	Tennessee	1968	13	0
Canty, Chris	CB	26	Kansas State	1997-98	32	10
Cappadona, Bob	RB	33	Northeastern	1966-67	27	3
Cappelletti, Gino	WR K-DB	20	Minnesota	1960-70	152	17
Carey, Brian	WR	81	American International	1987	2	0
Carlson, Jeff	QB	17	Weber State	1992	3	2
Carpenter, Rob	WR	81	Syracuse	1991	8	1
Carter, Allen	RB	21	Southern Cal	1975-76	15	0
Carter, Chris	FS	42	Texas	1997-99	47	15
Carter Kent	LB	51	Southern Cal	1974	2	0
Carter, Tony	FB	30	Minnesota	1998-2000	43	27
Carthen, Jason	LB	99	Ohio	1993-94	5	0
Carwell, Larry	DB	41	Iowa State	1969-72	51	38
Cash, Rick	DT	63	N.E. Missouri	1972-73	28	27
Catanho, Alcides	LB	54	Rutgers	1995	12	0
Cavanaugh, Matt	QB	12	Pittsburgh	1978-82	52	15
Caveness, Ron	LB		Arkansas	1968-69	NA	NA
Centers, Larry	FB	31	Stephen F. Austin	2003	9	3
Chandler, Al	TE	57/82	Oklahoma	1976-79	39	6
Chandler, Edgar	LB	50	Georgia	1973	12	11
Chapple, Dave	P	10	UC-Santa Barbara	1974	5	0

PATRIOTS ALL-TIME ROSTER

Name	Pos.	#	College	Years	GP	GS
Charles, John	DB	25	Purdue	1967-69	39	37
Chatham, Matt	LB	58	South Dakota	2000-04	51	4
Cherry, Je'Rod	S	30	California	2001-04	55	0
Cherry, J Juan	CB	32	Arizona State	1999	0	0
Cheyunski, Jim	LB	50	Syracuse	1968-72	66	55
Childress, Fred	OG	61	Arkansas	1991	15	1
Chilton, Gene	C	63	Texas	1990-92	36	35
Christy, Richard	RB	23	North Carolina	1960	13	NA
Chung, Eugene	OL	69	Virginia Tech	1992-94	34	30
Cindrich, Ralph	LB	55	Pittsburgh	1972	12	3
Clark, Allan	RB	35	Northern Arizona	1979-80	27	0
Clark, Gail	LB	54	Michigan State	1974	8	0
Clark, Phil	DB	22	Northwestern	1971	2	0
Clark, Rico	CB	39	Louisville	1999	1	0
Clark, Steve	DE	65	Kansas State	1981	7	0
Clayborn, Raymond	CB	26	Texas	1977-89	191	165
Clay, Willie	FS	32	Georgia Tech	1996-98	48	48
Clayton, Stan	OT	76	Penn State	1990	11	3
Cleeland, Cameron	TE	85	Washington	2002	12	1
Cloud, Michael	RB	21	Boston College	2003	5	1
Cloutier, Dave	DB	28	Maine	1964	12	NA
Coates, Ben	TE	87	Livingstone	1991-99	142	105
Cobbs, Cedric	RB	34	Arkansas	2004	4	0
Cobbs, Duffy	DB	43	Penn State	1987	3	0
Coffey, Wayne	WR	83	SW Texas State	1987	3	2
Cohen, Abe	OG	62	Tennessee-Chattanooga	1960	14	NA
Colclough, Jim	WR	81	Boston College	1960-68	124	6
Coleman, Dennis	LB	53	Mississippi	1971	8	0
Coleman, Eric	DB	22	Wyoming	1989	8	0
Coleman, Fred	WR	84	Washington	2001-02	9	0
Coleman, Pat	WR	47	Mississippi	1990	1	0
Collins, Todd	LB	54/59	Carson-Newman	1992-94, 96-98	76	53
Collins, Tony	RB	33	East Carolina	1981-87	102	83
Collins, Ferric	DE	92	California	1995-99	64	27
Colon, Harry	S	40	Missouri	1991	16	14
Colton, George	OT	63	Maryland	1987	3	3
Colvin, Rosevelt	LB	59	Purdue	2003-04	18	3
Compton, Mike	C-G	77	West Virginia	2001-03	34	34
Condon, Tom	OG	63	Boston College	1985	1	0
Conn, Dick	S	22	Georgia	1975-79	45	1
Cook, Marv	TE	46/85	Iowa	1989-93	80	59
Cooks, Terrence	LB	58	Nicholls State	1989	3	0
Corbett, Steve	OG	62	Boston College	1975	14	0
Corcoran, Jim	QB	15	Maryland	1968	2	0
Corsetti, Rico	LB	93	Bates	1987	2	0
Costick, Ray	LB	55	Mississippi State	1977-79	46	7
Cottrell, Dana	LB	45	Syracuse	1998	2	0
Cowan, Larry	RB	44	Jackson State	1982	6	0
Cox, Bryan	LB	51	Western Illinois	2001	11	7
Crabtree, Eric	WR	10	Pittsburgh	1971	6	4
Crawford, Elbert	OL	65	Arkansas	1990-91	30	16
Crawford, Jim	RB	30	Wyoming	1960-64	54	NA
Crawford, Vernon	LB	99	Florida State	1997-99	41	1
Creswell, Smiley	DE	92	Michigan State	1985	0	0
Crittenden, Ray	WR	81	Virginia Tech	1993-94	32	4
Groom, Corey	RB	26	Ball State	1993-95	43	2
Cross, Bob	OT	77	Kilgore C.C.	1960	4	NA
Crouthamel, Jake	RB	34	Dartmouth	1960	2	NA
Crow, Albert	DT	72	William & Mary	1960	3	NA
Crump, George	DE	91	East Carolina	1982-83	9	0
Crump, Harry	RB	31	Boston College	1963	14	NA
Cryder, Bob	OG	75	Alabama	1978-83	75	36
Cudzik, Walt	OC	54	Purdue	1960-63	56	NA
Cullors, Derrick	RB	29	Murray State (Ky)	1997-99	31	1
Cunningham, Jay	DB	21	Bowling Green	1965-67	40	1*
Cunningham, Sam	RB	39	Southern Cal	1973-79, 81-82	107	94
Currier, Bill	DB	28	South Carolina	1980	16	0
Cusick, Pete	NT	76	Ohio State	1975	13	0

D

Dalton, Antico	LB	93	Hampton	2000	3	0
Damkroger, Maury	LB	51	Nebraska	1974	11	0
Danenbauer, Bill	DE	77	Emporia	1960	3	NA
Davey, Rohan	QB	6	Louisiana State	2002-04	7	0
Davis, Adam	G	61	Oklahoma State	2000	0	0
Davis, Don	LB	51	Kansas	2003-04	31	2

PATRIOTS All-Time Roster

Name	Pos.	#	College	Years	GP	GS
Davis, Elgin	RB	40	Central Florida	1987-88	9	0
Davis, Greg	K	5	Citadel	1989	9	0
Davis, Jack	OG	65	Maryland	1960	14	NA
Davis, Shockmain	WR	84	Angelo State	2000	12	1
Dawson, Bill	TE-DE	83	Florida State	1965	9	NA
Dawson, Lin	TE	87	N.C. State	1981-90	105	75
Dee, Bob	DE	89	Holy Cross	1960-67	112	112
Dellenbach, Jeff	C	66	Wisconsin	1995	17	5
DeLuca, Gerry	OT	74	Middle Tennessee State	1960-64	19	NA
DeOssie, Steve	LB	99	Boston College	1994-95	32	0
Denson, Damon	G	61	Michigan	1997-99	14	4
DeRiggi, Fred	DT	71	Syracuse	1990	2	0
Dillon, Corey	RB	28	Washington	2004	15	14
Dimitroff, Tom	QB	15	Miami (Ohio)	1960	3	NA
Disenzo, Tony	OT	76	Michigan State	1960	5	NA
Doig, Steve	LB	59	New Hampshire	1986-87	6	0
Dombroski, Paul	DB	47	Linfield	1981-84	36	0
Donnalley, Kevin	DB	23	N. Dakota State	1981	1	0
Dorsey, Nate	DE	66	Mississippi Valley St.	1973	2	0
Douglas, David	G	67	Tennessee	1989-90	16	6
Dowling, Brian	QB	14	Yale	1972-73	25	0
Dressler, Doug	RB	44	Chico State	1975	5	0
Dukes, Mike	LB	54	Clemson	1964-65	25	NA
DeLac, Bill	OG	68	Eastern Michigan	1974-75	26	2
Dumler, Doug	OC	58	Nebraska	1973-75	42	3
Dupard, Reggie	RB	21	Southern Methodist	1986-89	37	7
Durko, Sandy	S	22	Southern Cal	1973-74	25	18
Dykes, Hart Lee	WR	88	Oklahoma State	1989-90	26	16

Eason, Tony	QB	11	Illinois	1983-89	72	49
Eaton, Chad	DT	90	Washington State	1996-2000	65	44
Edmonds, Randy	LB	51	Georgia Tech	1971	14	0
Edwards, Marc	FB	44	Notre Dame	2001-02	32	23
Edwards, Robert	RB	47	Georgia	1998-2000	16	15
Edwards, Tim	DE	98	Delta State	1992	14	1
Egu, Patrick	RB	33	Nevado-Reno	1989	7	0
Eisenhauer, Larry	DE	72	Boston College	1961-69	115	NA
Eitzmann, Chris	TE	86	Harvard	2000	5	1
Ellard, Henry	WR	17	Fresno State	1998	5	0
Elliott, Jamin	WR	10	Delaware	2003	1	0
Ellis, Ed	T	66	Buffalo	1997-1999	9	1
Ellison, Jerry	RB	35	Tennessee-Chattanooga	1999	12	0
Emanuel, Bert	WR	87	Rice	2001	2	1

Fairchild, Paul	OG	66	Kansas	1984-90	84	38
Falcon, Terry	OG	68	Montana	1978-79	18	0
Farmer, Lonnie	LB	55	Tennessee-Chattanooga	1964-66	31	NA
Farrell, Sean	OG	62	Penn State	1987-90	43	43
Faulk, Kevin	RB	33	Louisiana State	1999-2004	83	21
Fauria, Christian	TE	88	Colorado	2002-04	48	36
Feacher, Ricky	WR	83	Mississippi Valley St.	1976	3	0
Feagles, Jeff	P	6	Miami (Fla.)	1988-89	32	0
Feehery, Gerry	G	63	Syracuse	1989	0	0
Feggins, Howard	CB	36	UNC-Charlotte	1989	11	0
Feldhausen, Paul	OT	66	Northland	1968-69	2	0
Felt, Dick	DB	24	Brigham Young	1962-66	52	NA
Ferguson, Vagas	RB	43	Notre Dame	1980-82	31	21
Flemister, Zeron	TE	46	Iowa	2004	0	0
Fletcher, Derrick	OL	64	Baylor	1999	2	2
Flick, Tom	QB	10	Washington	1982	3	0
Floyd, Chris	FB	37	Michigan	1998-2000	40	2
Flutie, Doug	QB	2	Boston College	1987-89	17	13
Fontenot, Chris	TE	85	McNeese State	2000	0	0
Foreman, Chuck	RB	22	Miami (Fla.)	1980	16	0
Forte, Ike	RB	38	Arkansas	1976-77	23	1
Foster, Will	LB	55	Eastern Michigan	1973-74	21	1
Fox, Tim	S	48	Ohio State	1976-81	91	91
Frain, Todd	TE	44/85	Nebraska	1987	3	2
Francis, Russ	TE	81	Oregon	1975-80, 87-88	92	83
Franklin, Arnold	TE	87	North Carolina	1987	14	0
Franklin, Tony	K	1	Texas A&M	1984-87	62	0
Fraser, Jim	LB-P	51	Wisconsin	1966	14	NA
Frazier, Charley	WR	81	Texas Southern	1969-70	23	13
Friesz, John	QB	17	Idaho	1999-2000	2	0

EXECUTIVES

FOOTBALL STAFF

2005 PLAYERS

2004 SEASON

HISTORY

RESULTS

RECORDS

PLAYOFF HISTORY

EXTRA POINTS

PATRIOTS ALL-TIME ROSTER

Name	Pos.	#	College	Years	GP	GS
Frisch, David	TE	88	Colorado State	1995	2	0
Fryar, Irving	WR	80	Nebraska	1984-92	129	104
Fullington, Darrell	S	29	Miami (Fla.)	1991	5	0
Funchess, Tom	OT	73	Jackson State	1968-70	39	39
Fussell, Tom	DE	83	Louisiana State	1967	12	2

Gadbois, Dennis	WR	48/82	Boston University	1987-88	5	1
Gaiter, Tony	WR	17	Miami	1997-98	1	0
Gallagher, Allen	OT	64	Southern Cal	1974	14	0
Gamble, R.C.	RB	13	South Carolina State	1968-69	27	14
Gambol, Chris	OL	74	Iowa	1990	16	15
Gannon, Chris	DE	91	SW Louisiana	1990-93	36	3
Garcia, Teddy	K	7	NE Louisiana	1988	16	0
Gardin, Ron	WR	37	Arizona	1971	8	0
Garrett, Carl	RB	30	New Mexico Highlands	1969-72	51	42
Garrett, J.D.	RB	32	Grambling State	1964-67	40	0
Garron, Larry	RB	40	Western Illinois	1960-68	18	12
Gash, Sam	RB	33	Penn State	1992-97	88	36
Gay, Randall	CB	21	Louisiana State	2004	15	9
Geddes, Bob	LB	59	UCLA	1973-75	24	6
George, Tony	S	41	Florida	1999-2000	31	1
Germamy, Willie	S	29	Morgan State	1976	10	0
Gibson, Ernest	CB	43	Furman	1984-88	67	14
Gillen, John	LB	54	Illinois	1983	8	0
Gipson, Paul	RB	46	Houston	1973	5	0
Gisler, Mike	G	67	Houston	1993-97	73	7
Givens, David	WR	87	Notre Dame	2002-04	40	17
Gladieux, Bob	RB	24	Notre Dame	1969-72	43	5
Glenn, Terry	WR	88	Ohio State	1996-2001	68	63
Glenn, Vencie	DB	25	Indiana State	1986	4	0
Goad, Tim	NT	72	North Carolina	1988-94	109	105
Gogolak, Charlie	K	7	Princeton	1970-72	26	0
Golden, Tim	LB	59	Florida	1982-84	40	1
Golic, Bob	LB	51	Notre Dame	1979-81	33	12
Gonzalez, Noe	RB	38	SW Texas State	1974	2	0
Gordon, Steve	OL	66	California	1992-93	0	0
Gordon, Tim	S	41	Tulsa	1991-92	21	15
Gorin, Brandon	T	76	Purdue	2003-04	20	10
Graff, Neil	QB	15	Wisconsin	1974-75	25	2
Graham, Art	WR	84	Boston College	1963-68	75	17*
Graham, Daniel	TE	82	Colorado	2002-04	40	29
Graham, Hason	WR	81	Georgia	1995-96	19	1
Graham, Milt	OT	70	Colgate	1961-63	28	NA
Granby, John	DB	25	Virginia Tech	1992	0	0
Grant, Rupert	FB	34	Howard	1995	7	1
Gravelly, Maurice	FS	23	Concord College	1987	1	0
Graves, White	DB	44	Louisiana State	1965-67	40	0
Gray, Leon	OT	70	Jackson State	1973-78	78	77
Green, David	RB	38	Boston College	1995	2	0
Green, Jarvis	DE	97	Louisiana State	2002-04	47	12
Green, Jerry	RB	45	Georgia Tech	1960	2	NA
Green, Victor	S	27	Akron	2002	16	5
Greene, Tom	QB	14	Holy Cross	1960	10	NA
Grier, Marrio	RB	35	Tennessee-Chattanooga	1996-97	32	0
Griffith, Richard	TE	88	Arizona	1993	3	0
Grimes, Reggie	DE	97	Alabama	2000	8	0
Grogan, Steve	QB	14	Kansas State	1975-90	149	131
Guyton, Myron	SS	29	Eastern Kentucky	1994-95	30	30
Guzik, John	NT	97	Ohio	1987	3	2

Hagen, Halvor	G-DE	62	Weber State	1971-72	26	15
Haggerty, Mike	OT-DE	75	Miami (Ohio)	1971	14	13
Haley, Darryl	OG	68	Utah	1982-84, 86	57	24
Hall, Ron	DB	23	Missouri Valley	1961-67	88	3
Hamilton, Bobby	DE	91	Southern Mississippi	2000-03	64	62
Hamilton, Ray	DE	71	Oklahoma	1973-81	132	117
Hammond, Kim	QB	15	Florida State	1969-70	4	0
Hannah, John	OG	73	Alabama	1973-85	183	183
Hanneman, Craig	DE	74	Oregon State	1974-75	20	3
Hansen, Brian	P	10	Sioux Falls	1990	16	0
Hansen, Bruce	RB	24	Brigham Young	1987	6	2
Hare, Eddie	P	8	Tulsa	1979	16	0
Harlow, Pat	OT	77	Southern Cal	1991-95	74	64
Harris, Antwan	CB	23	Virginia	2000-03	52	2
Harris, Marshall	DE	78	Texas Christian	1983	6	2
Harris, Raymont	RB	29	Ohio State	2000	1	0

PATRIOTS ALL-TIME ROSTER

Name	Pos.	#	College	Years	GP	GS
Harris, Rickie	DB	25	Arizona	1971-72	28	21
Harris, Ronnie	WR/KR	84	Oregon	1993-94	5	0
Harrison, Rodney	S	37	Western Illinois	2003-04	32	32
Hartley, P	P	7	Catawba	1981	2	0
Harvey, Richard	LB	58	Tulane	1990	16	9
Hasselbeck, Don	TE	80	Colorado	1977-83	86	27
Hauck, Tim	FS	40	Montana	1990	10	0
Hauser, Art	DT	67	Xavier	1960	8	NA
Hawkins, Mike	OLB	59	Texas A&I	1978-81	59	45
Hawkins, Steve	WR	80	Western Michigan	1994	7	0
Hawthorne, Greg	WR-RB	27	Baylor	1984-86	43	11
Hayes, Chris	S	29	Washington State	2002	4	0
Hayes, Donald	WR	81	Wisconsin	2002	12	1
Hayman, Conway	OG	65	Delaware	1972	0	0
Haynes, Mike	CB	40	Arizona State	1976-82	90	86
Henderson, Jerome	CB	36	Clemson	1991-93, 1996	39	10
Hendley, David	DB	28	S. Connecticut State	1987	2	0
Henke, Karl	OT	80	Tulsa	1969	10	7
Hennessey, Tom	DB	30	Holy Cross	1965-66	28	NA
Henson, Luther	NT	70	Ohio State	1982-84	21	2
Herline, Alan	P	6	Vanderbilt	1987	3	0
Herrock, Ken	LB	36	West Virginia	1969	6	0
Herron, Mack	RB	42	Kansas State	1973-75	35	20
Hill, Marquise	DL	91	Louisiana State	2004	1	0
Hinton, Eddie	WR	82	Oklahoma	1974	9	1
Hitchcock, Jimmy	CB	31	North Carolina	1995-97	37	20
Hobby, Marion	DE	60	Tennessee	1990-92	42	8
Hochstein, Russ	G	71	Nebraska	2002-04	30	3
Hodge, Milford	DE	97	Washington State	1986-89	49	8
Hodson, Tommy	QB	13	Louisiana State	1990-92	32	12
Hoey, George	DB	23	Michigan	1972-73	25	18
Holcomb, Sean	LB	60	Texas A&I	1995	0	0
Holloway, Brian	OT	76	Stanford	1981-86	88	77
Holmberg, Rob	LB	50	Penn State	2000	18	5
Holmes, Darryl	FS	41	Ft. Valley State	1987-89	44	3
Holmes, Ernie	DT	63	Texas Southern	1978	3	0
Holsey, Bernard	NT	99	Duke	2002	8	0
Howard, Bob	CB	24	San Diego State	1975-77	37	15
Howard, David	LB	99	Long Beach State	1991-92	32	15
Huard, Damon	QB	19	Washington	2001-03	4	0
Huarte, John	QB	7	Notre Dame	1966-67	18	0*
Hubach, Mike	P	6	Kansas	1980-81	21	0
Hudson, Bill	DT	61	Clemson	1965	4	4
Hunt, Jim Lee	DT	79	Prairie View	1960-71	141	55*
Hunt, Kevin	OT	62	Doane	1973	1	0
Hunt, Sam	LB	50	Stephen F. Austin	1974-79	84	82
Hunter, Ivy Joe	RB	45	Kentucky	1991	13	10
Hurst, Maurice	CB	37	Southern	1989-95	104	101
Hutson, Brian	SS	36	Mississippi State	1990	2	0
Hyland, Bob	OC	60	Boston College	1977	3	0
Ilg, Ray	LB	45	Colgate	1967-68	28	3
Imhof, Martin	DE	64	San Diego State	1975	5	3
Ingram, Brian	LB	51	Tennessee	1982-85	39	0
Irwin, Heath	G	63	Colorado	1996-99	44	16
Isaia, Sale	G	72	UCLA	2000	16	14
Israel, Steve	CB	21	Pittsburgh	1997-99	29	20
Ivory, Horace	RB	23	Oklahoma	1977-81	45	12
Ivy, Corey	CB	28	Oklahoma	1999	0	0
Izzo, Larry	LB	53	Rice	2001-04	63	0
Jackson, Curtis	WR	82	Texas A&M	2000	7	2
Jackson, Harold	WR	29	Jackson State	1978-81, 87	64	62
Jackson, Honor	DB	29	Pacific	1972-73	20	12
Jacobs, Harry	DE-LB	83	Bradley	1960-62	23	NA
Jacobs, Ray	DT	87	Howard Payne	1969	8	5
Jagielski, Harry	DT	73	Indiana	1960-61	19	NA
James, Craig	RB	32	Southern Methodist	1984-88	52	33
James, Roland	SS	38	Tennessee	1980-90	145	122
Janik, Tom	DB-P	21	Texas A&I	1969-71	42	3
Jarostchuk, Ilia	LB	50	New Hampshire	1990	12	1
Jarvis, Ray	WR	87	Norfolk State	1979	7	0
Jefferson, Shawn	WR	84	Central Florida	1996-99	63	61
Jells, Dietrich	WR	83	Pittsburgh	1996-97	18	1

PATRIOTS ALL-TIME ROSTER

Name	Pos.	#	College	Years	GP	GS
Jenkins, Ed	RB	30	Holy Cross	1974	3	0
Jeter, Gary	DE	99	Southern Cal	1989	14	0
Johnson, Andy	RB	32	Georgia	1974-76, 78-81	94	43
Johnson, Bethel	WR	81	Texas A&M	2003-04	28	6
Johnson, Billy	DB	47	Nebraska	1966-69	32	4
Johnson, Charles	WR	81	Colorado	2001	14	2
Johnson, Damian	OG	68	Kansas State	1990	16	16
Johnson, Daryl	DB	23	Morgan State	1968-71	42	41
Johnson, Ellis	RB	38	S.E. Louisiana	1965-66	28	NA
Johnson, Garrett	NT	60	Illinois	2000	8	2
Johnson, Joe	OE	24	Boston College	1960-61	13	NA
Johnson, Lee	P	10	Brigham Young	1999-2001	37	0
Johnson, Mario	DL	98	Missouri	1993	6	0
Johnson, Olrick	LB	51	Florida A&M	2000	12	0
Johnson, Preston	RB	48	Florida A&M	1968	3	0
Johnson, Steve	TE	85	Virginia Tech	1988	14	3
Johnson, Ted	LB	52	Colorado	1995-2004	117	104
Jones, Aaron	DE	97	Eastern Kentucky	1993-95	37	1
Jones, Cedric	WR	83	Duke	1982-90	120	37
Jones, Zell	OT	74	Minnesota	1969-70	15	0
Jones, Kenyatta	T	74	South Florida	2001-02	18	11
Jones, Mike	DE	96	North Carolina State	1994-97	61	37
Jones, Tebucky	CB	34	Syracuse	1998-2002	72	36
Jones, Todd	OL	63	Texas A&M	1993	4	0
Jordan, Shelby	OT	74	Washington (Mo.)	1975, 77-82	95	87
Jordan, Tim	LB	93	Wisconsin	1987-89	30	10

Kadziel, Roin	LB	52	Stanford	1972	14	1
Kapp, Joe	QB	11	California	1970	11	10
Kasper, Kevin	WR	10	Iowa	2004	8	0
Katzenmoyer, Andy	LB	59	Ohio State	1999-2001	24	14
Keckman, Dan	LB	45	Maryland	1970	1	0
Keeton, Durwood	S	29	Oklahoma	1975	12	0
Kelly, Ben	CB-KR	31	Colorado	2001-02	9	0
Kelley, Ethan	DL	99	Baylor	2004	1	0
Kerrigan, Mike	QB	19	Northwestern	1983-84	2	0
Key, David	S	26	Michigan	1991	3	0
Khayat, Ed	DT	73	Tulane	1966	14	NA
Kimber, Bill	OE	86	Florida State	1961	4	NA
Kinchen, Brian	LS	46	Louisiana State	2003	2	0
Kiner, Steve	LB	57	Tennessee	1971, 73	28	28
King, Claude	RB	41	Houston	1962	14	NA
King, Steve	LB	52	Tulsa	1973-81	124	40
Kingsbury, Kliff	QB	16	Texas Tech	2003	0	0
Klecko, Dan	DL	90	Temple	2003-04	19	3
Klein, Dick	OT	62	Iowa State	1961-62	24	NA
Klemm, Adrian	G/T	70	Hawaii	2000-04	26	10
Knief, Gayle	WR	84	Morningside	1970	3	0
Knutson, Matt	T	62	North Dakota	2002	0	0
Koontz, Ed	LB	54	Catawba	1968	6	1
Kopp, Jeff	LB	91	Southern California	1999	6	0
Koppen, Dan	C	67	Boston College	2003-04	32	31
Krakau, Merv	LB	53	Iowa State	1978	1	0
Kratch, Bob	G	61	Iowa	1994-96	40	36
Kuberski, Bob	DT	93	Navy	1999	5	0
Kuehn, Art	OC	78	UCLA	1983	2	0
Kurpeikis, Justin	LB	47	Penn State	2004	5	0

Ladd, Anthony	WR	18	Cincinnati	1998	4	0
LaFreniere, Bill	WR	88	Northeastern	1987	0	0
Lambert, Dion	DB	28	UCLA	1992-93	30	4
Landry, Anthony	RB	35	Stephen F. Austin	1990	0	0
Lane, Max	OT	68	Navy	1994-2000	100	70
Langham, Antonio	CB	38	Alabama	2000	15	7
Larson, William	RB	34	Western Illinois	1960	1	NA
Lassiter, Ike	DE	87	St. Augustine's	1970-71	19	16
Law, Ty	CB	24	Michigan	1995-2004	141	133
Lawson, Jamie	RB	29	North Carolina State	1990	1	0
Lawson, Odell	RB	32	Langston	1970-71	16	3
LeBlanc, Michael	RB	27/40	Stephen F. Austin	1987	4	2
Lee, John	DE	66	Nebraska	1981	4	4
Lee, Keith	DB	22	Colorado State	1981-84	54	8
Lee, Kevin	WR	86	Alabama	1994-95	7	2
Lee, Robert	G	60	Missouri	1960	8	NA

PATRIOTS ALL-TIME ROSTER

Name	Pos.	#	College	Years	GP	GS
Legette, Burnie	RB	35	Michigan State	1993-94	10	0
Lenkaitis, Bill	C	67	Penn State	1971-81	151	119
Leo, Bobby	WR	24	Harvard	1967-68	3	0
Leo, Charlie	OG	63	Indiana	1960-62	34	NA
Lewis, Bill	C	75	Nebraska	1993	7	5
Lewis, Vernon	CB	43	Pittsburgh	1993-96	44	2
Light, Matt	T	72	Purdue	2001-04	62	60
Lindquist, Paul	DT	67	New Hampshire	1961	2	NA
Linne, Larry	WR	80	Texas-El Paso	1987	3	3
Lippett, Ronnie	DB	42	Miami (Fla.)	1983-88, 90-91	122	111
Livingston, Walt	RB	24	Heidelberg	1960	3	NA
Lockhart, Eugene	LB	51	Houston	1991-92	32	21
Lockwood, Scott	RB	40	Southern Cal	1992-93	4	0
Lofton, Oscar	OE	86	S.E. Louisiana	1960	14	NA
Lofton, Steve	CB	38	Texas A&M	1997	10	0
Long, Charlie	G	76	Tennessee-Chattanooga	1961-69	124	17
Long, Mike	OE	87	Brandeis	1960	2	NA
Looker, Dane	WR	87	Washington	2000	0	0
Lott, Billy	RB	32	Mississippi	1961-63	35	NA
Loud, Rommie	LB	60	UCLA	1961-62	27	NA
Loukas, Angelo	G	66	Northwestern	1970	2	0
Love, Arthur	TE	48	South Carolina St.	2001	0	0
Lowe, Omare	CB	23	Jacksonville State	2004	3	0
Lowery, Nick	K	7	Dartmouth	1978	2	0
Lowry, Orlando	LB	91	Ohio State	1989	2	0
Lucas, Ray	WR	15	Rutgers	1996	2	0
Lunsford, Mel	DE	72	Central State (Ohio)	1973-80	92	74
Lyle, Rick	DL	96	Missouri	2002-03	21	3

M

Mahoney, John "Butch"	-	NA	American International	1961	NA	NA
Maitland, Jack	RB	40	Williams	1971-72	27	0
Mallory, Irvin	DB	43	Virginia Union	1971	2	0
Mangiero, Dino	NT	96	Rutgers	1987	2	0
Mangum, John	DT	74	Southern Mississippi	1966-67	28	5
Marion, Fred	FS	31	Miami (Fla.)	1982-91	144	113
Marsh, Aaron	WR	29	Eastern Kentucky	1968-69	28	16
Marshall, Al	WR	88	Boise State	1974	4	0
Martin, Curtis	RB	28	Pittsburgh	1995-97	45	43
Martin, Donald	CB	38	Yale	1973	14	2
Martin, Sammy	WR	82	Louisiana State	1988-91	40	1
Martin, Steve	DT	90	Missouri	2002	14	5
Mason, Dave	S	28	Nebraska	1973	8	1
Mass, Wayne	OT	75	Miami (Fla.)	1972	6	0
Massey, Jim	CB	47	Linfield	1974-75	15	1
Match, Trevor	OC	64	Brigham Young	1985-88	26	11
Matthews, Bill	LB	53	South Dakota State	1979-81	48	10
Matthews, Henry	RB	35	Michigan State	1972	3	3
May, Art	DE	71	Tuskegee	1971	11	5
Mayer, Shawn	S	39/23	Penn State	2003-04	12	0
McAlister, James	RB/KR	37	UCLA	1978	16	0
McCabe, Jerry	LB	52	Holy Cross	1987	3	3
McCall, Bob	RB	24	Arizona	1973	8	1
McCarthy, Shawn	P	11	Purdue	1991-92	29	0
McComb, Don	DE	85	Villanova	1960	1	NA
McCrary, Fred	FB	44	Mississippi State	2003	6	3
McCray, Prentice	S	34	Arizona State	1974-80	81	65
McCurry, Dave	S	40	Iowa State	1974	2	0
McDermott, Sean	LS	49	Kansas	2003	1	0
McDougald, Doug	DE	70	Virginia Tech	1980	8	0
McGee, George	OT	75	Southern	1960	14	NA
McGee, Tony	DE	78	Bishop (Texas)	1974-81	119	37
McGines, Willie	LB	55	Southern Cal	1994-2004	154	130
McGovern, Rob	LB	58	Holy Cross	1992	4	0
McGrew, Lawrence	LB	50	Southern Cal	1980-89	122	74
McGruder, Scooter	CB	27	Kent State	1996-97	17	0
McHale, Joe	LB	55	Delaware	1987	3	0
McKay, Bob	OT	66	Texas	1976-78	39	16
McKinnon, Don	LB	51	Dartmouth	1963-64	17	NA
McMahon, Art	DB	28	N.C. State	1968-72	43	7
McMurtry, Greg	WR	86	Michigan	1990-93	58	41
McNeil, Emmanuel	NT	92	Tennessee-Martin	1989	1	0
McQuay, Leon	RB	31	Tampa	1975	13	0
McSwain, Chuck	RB	32	Clemson	1987	3	1
McSwain, Rod	CB	23	Clemson	1984-90	90	17
Meggett, David	RB	22	Towson State	1995-97	48	3

PATRIOTS ALL-TIME ROSTER

Name	Pos.	#	College	Years	GP	GS
Megna, Marc	LB	96/99	Richmond	1999-2000	4	0
Meixler, Ed	LB	52	Boston University	1965	4	NA
Melander, Jon	OG	64	Minnesota	1991	11	3
Merkerson, Ron	LB	50	Colorado	1999	0	0
Mildren, Jack	S	45	Oklahoma	1974	14	10
Millen, Hugh	QB	7	Washington	1991-92	20	20
Miller, Al	RB	32	Boston College	1960	14	NA
Miller, Dan	K	6	Miami (Fla.)	1982	2	0
Miller, Jim	QB	13	Michigan State	2004	0	0
Miller, Josh	P	8	Arizona	2004	16	0
Milloy, Lawyer	S	36	Washington	1996-2002	112	106
Mirich, Rex	DT	76	Northern Arizona	1970	7	1
Mitchell, Brandon	DE	98	Texas A&M	1997-2001	62	37
Mitchell, Leroy	DB	41	Texas Southern	1967-68	28	28
Montler, Mike	OT	64	Colorado	1969-72	53	50
Moore, Arthur	DT	75	Tulsa	1973-77	29	0
Moore, Brandon	OT	70	Duke	1993-95	26	0
Moore, Greg	LB	54	Tennessee-Chattanooga	1987	3	3
Moore, Leroy	DE	61	Fl. Valley State	1961-62	19	NA
Moore, Marty	LB	58/90	Kentucky	1994-99, 2001	96	10
Moore, Steve	OT	67	Tennessee State	1983-87	52	31
Moore, Will	WR	83	Texas Southern	1995	16	13
Moreland, Earthwind	CB	29	Georgia Southern	2004	9	2
Morey, Sean	WR	85	Brown	1999	2	0
Morgan, Stanley	WR	86	Tennessee	1977-89	180	165
Morris, Aric	S	29	Michigan State	2003	4	0
Morris, Jamie	RB	24	Michigan	1990	5	0
Morris, Jon	OC	56	Holy Cross	1964-74	130	82
Morriess, Guy	OT	75	Texas Christian	1984-87	53	22
Mossier, John	TE	88	Kansas	1973	2	2
Moss, Roland	TE	86	Toledo	1971	14	6
Moss, Zefross	T	77	Alabama State	1997-99	42	42
Mowatt, Zeke	TE	81	Florida State	1990	10	0
Mruczkowski, Gene	OL	64	Purdue	2003-04	10	0
Murphy, Bill	WR	31	Cornell	1968	6	5
Murphy, Jim	QB	7	Northeastern	1998	0	0
Myers, Leonard	CB	25	Miami (Fla.)	2001-02	15	1

Nance, Jim	RB	35	Syracuse	1965-71	94	66*
Naposi, Eric	LB	49	Connecticut	1988-89	4	0
Neal, Stephen	OL	61	Cal State Bakersfield	2001-04	18	15
Neighbors, Billy	OG	73	Alabama	1962-65	56	NA
Nelson, Edmund	DE	65	Auburn	1988	12	1
Nelson, Steve	LB	57	N. Dakota State	1974-87	174	173
Neumann, Tom	RB	36	Northern Michigan	1963	10	NA
Neville, Tommy	OT	77	Mississippi State	1965-77	160	114*
Nichols, Bob	TE	87	Boston University	1967-68	15	1
Nichols, Ricky	WR	86	East Carolina	1987	1	0
Nugent, David	DE	92	Purdue	2000-01	15	1

O'Hanley, Ross	DB	25	Boston College	1960-65	63	NA
O'Neill, Pat	P	5	Syracuse	1994-95	24	0
Oakes, Don	OT	71	Virginia Tech	1963-68	27	16
Osborne, Chuck	DT	71	Arizona	2000	0	0
Osley, Willie	CB	37	Illinois	1974	10	4
Outlaw, John	DB	44	Jackson State	1969-72	33	19
Overton, Don	RB	29	Fairmont State	1990	7	0
Owen, Tom	QB	17	Wichita State	1976-81	12	1
Owens, Dennis	NT	98	N.C. State	1982-86	71	44

P

Parilli, Babe	QB	15	Kentucky	1961-67	94	11*
Parker, Riddick	DT	97	North Carolina	2001	13	0
Pass, Patrick	RB	35	Georgia	2000-04	63	7
Patrick, Mike	P	2	Mississippi State	1975-78	43	0
Patten, David	WR	86	Western Carolina	2001-04	54	44
Patton, Jerry	DE	72	Nebraska	1975	3	3
Paulk, Jeff	FB	46	Arizona State	2000	1	0
Paxton, Lonie	LS	66	Sacramento State	2000-04	76	0
Pennywell, Carlos	WR	88	Grambling State	1978-81	48	2
Peoples, George	RB	35	Auburn	1983	16	0
Perkins, Willis	OG	NA	Texas Southern	1961	1	NA
Perryman, Robert	RB	34	Michigan	1987-89	41	31
Peterson, Joe	CB	45	Nevada-Reno	1987	3	3

PATRIOTS ALL-TIME ROSTER

Name	Pos.	#	College	Years	GP	GS
Phifer, Roman	LB	95	UCLA	2001-04	59	46
Phillips, Jess	RB	35	Michigan State	1976-77	27	0
Phillpott, Ed	LB	52	Miami (Ohio)	1967-71	68	53
Pickering, Clay	WR	48	Maine	1987	1	0
Pitts, Mike	DE	93	Alabama	1993-94	32	31
Pleasant, Anthony	DE	98	Tennessee State	2001-03	37	27
Plunkett, Art	OT	70	UNLV	1985-87	22	1
Plunkett, Jim	QB	16	Stanford	1971-75	61	61
Pool, David	CB	27	Carson-Newman	1991-92	31	17
Poole, Tyrone	CB	38	Fort Valley State	2003-04	21	20
Pope, Ken	CB	41	Oklahoma	1974	4	0
Porell, Tom	NT	65	Boston College	1987	1	1
Porter, Willie	DB	27	Texas Southern	1968	13	0
Posey, David	K	9	Florida	1978	11	0
Poteat, Hank	CB	31	Pittsburgh	2004	0	0
President, Andre	TE	88	Angelo State	1995	1	0
Prestridge, Luke	P	17	Baylor	1984	9	0
Price, Kenny	LB	54	Iowa	1971	1	0
Profit, Eugene	DB	22	Yale	1986-88	5	0
Pruett, Perry	DB	39	North Texas State	1971	11	1
Puetz, Garry	OG	77	Valparaiso	1979-81	36	5
Purnell, Lovett	TE	48/85	West Virginia	1996-98	34	7
Purvis, Vic	WR	31	Southern Mississippi	1966-67	16	0*
Pyne, George	OT	75	Olivet	1965	14	NA

R

Rademacher, Bill	WR	33	N. Michigan State	1969-70	27	5
Rakoczy, Gregg	OL	71	Miami (Fla.)	1991-92	21	4
Ramsey, Derrick	TE	88	Kentucky	1983-85	46	23
Ramsey, Tom	QB	12	UCLA	1985-88	21	4
Ratkowski, Ray	RB	23	Notre Dame	1961	1	NA
Rawlings, Josh	OL	62	Minnesota	2000	0	0
Ray, Eddie	RB-P	36	Louisiana State	1970	5	1
Ray, Terry	S	23	Oklahoma	1993-96	63	24
Redding, Reggie	OL	70	Cal State-Fullerton	1992	14	14
Redmond, J.R.	RB	21	Arizona State	2000-02	33	5
Reed, Benton	DE	71	Mississippi	1987	3	3
Rehberg, Scott	T	60	Central Michigan	1997-98	8	0
Rehder, Tom	OT	76	Notre Dame	1988-89	32	0
Reid, Dexter	S	42	North Carolina	2004	13	2
Reilly, Kevin	LB	55	Villanova	1975	4	1
Rembert, Johnny	LB	52	Clemson	1983-92	126	72
Reynolds, Bob	OT	74	Bowling Green	1972-73	20	14
Reynolds, Ed	LB	95	Virginia	1983-91	119	34
Reynolds, Ricky	CB	21	Washington State	1994-96	42	35
Reynolds, Tom	WR	21	San Diego State	1972	12	0
Rheams, Leonta	DL	75	Houston	1998	6	0
Rice, Rodney	DB	43	Brigham Young	1989	10	0
Richards, Dave	OL	62	UCLA	1996	5	0
Richardson, Al	DE	79	Grambling State	1960	3	NA
Richardson, Jesse	DT	75	Alabama	1962-64	42	NA
Richardson, Tom	WR	49	Jackson State	1969-70	15	0
Robbins, Randy	S	48	Arizona	1992	15	15
Roberts, Tim	DE	94	Southern Mississippi	1995	13	12
Roberts, William	G	76	Ohio State	1995-96	32	27
Robinson, Bo	RB	41	West Texas State	1984	16	1
Robinson, Greg	OT	61/68	Sacramento State	1987	3	3
Robinson, Junior	CB	27	East Carolina	1990	16	0
Robinson, Rex	K	7	Georgia	1982	3	0
Robinson-Randall, Greg T		64/77	Michigan State	2000-02	35	22
Robotti, Frank	LB-RB	51	Boston College	1961	12	NA
Rogers, Doug	DE	65	Stanford	1984	12	0
Romaniszy, Jim	LB	53	Edinboro State (Pa.)	1976	11	2
Romeo, Tony	TE	86	Florida State	1962-67	75	0*
Romine, Al	DB	46	Florence State	1961	1	NA
Rowe, Dave	DT	76	Penn State	1971-73	42	33
Rucci, Todd	OG	71	Penn State	1993-99	85	75
Rucker, Reggie	WR	33	Boston University	1971-74	43	38
Rudolph, Jack	LB	80	Georgia Tech	1960-65	56	NA
Ruegamer, Grey	C/G	67	Arizona State	2000-02	33	3
Russ, Bernard	LB	51	West Virginia	1997-99	9	0
Russell, Leonard	RB	32	Arizona State	1991-93	43	40
Ruth, Mike	NT	65	Boston College	1986-87	8	0
Rutledge, Rod	TE	83	Alabama	1998-2001	63	31

PATRIOTS ALL-TIME ROSTER

Name	Pos.	#	College	Years	GP	GS
Sabb, Dwayne	LB	95	New Hampshire	1992-96	73	24
Sacco, Frank	LB	95	Fordham	1987	2	0
Sagapolutele, Pio	DT	75	San Diego State	1996	15	10
Saltz, Lee	QB	12	Temple	1992	0	0
Sam, P.K.	WR	14	Florida State	2004	3	0
Samuel, Asante	CB	22	Central Florida	2003-04	29	9
Sanders, John	S	25	South Dakota	1974-76	30	24
Sandham, Todd	OG	72	Northeastern	1987	2	0
Sanford, Rick	FS	25	South Carolina	1979-84	89	53
Saranovitz, Brian	OG	70	New Hampshire	1987	0	0
Sardisco, Tony	OG	64	Tulane	1960-62	40	NA
Satcher, Doug	LB	58	Southern Mississippi	1966-68	28	26
Sawyer, Jon	CB	31	Cincinnati	1987	2	0
Saxon, Mike	P	4	San Diego State	1993	16	0
Sayler, Jace	DL	94	Michigan State	2001	2	1
Scarpito, Bob	WR-P	46	Notre Dame	1968	14	0
Schaum, Greg	DE	76	Michigan State	1978	14	0
Schmidt, Bob	OT	74	Minnesota	1964	14	NA
Scholtz, Bruce	LB	51	Texas	1989	8	2
Schottenheimer, Marty	LB	54	Pittsburgh	1969-70	23	5
Schroeder, Bill	WR	18	Wisconsin-La Crosse	1995	0	0
Schubert, Eric	K	1	Pittsburgh	1987	2	1
Schubert, Steve	WR	87	Massachusetts	1974	8	2
Schwedes, Gerhardt	RB	31	Syracuse	1960-61	7	NA
Scott, Clarence	DB	26	Morgan State	1969-72	43	24
Scott, Guss	S	39	Florida	2004	0	0
Scott, Walter	DL	94	East Carolina	1996	1	0
Scott, Willie	TE	88	South Carolina	1986-88	25	2
Sealby, Randy	LB	53/59	Missouri	1987	2	1
Secules, Scott	QB	10	Virginia	1993	12	4
Sellers, Ron	WR	34	Florida State	1969-71	35	30
Serwanga, Kato	CB	31	California	1998-2000	31	3
Seymour, Richard	DE	93	Georgia	2001-04	59	55
Shaw, Harold	FB	44	Southern Mississippi	1998-2000	35	0
Shaw, Sedrick	RB	23	Iowa	1997-98	14	1
Shaw, Terrance	CB	22	Stephen F. Austin	2001	13	3
Shegog, Ron	SS	42	Austin Peay	1987	3	3
Sherman, Tom	QB-DB	14	Penn State	1968-69	18	7
Shiner, Dick	QB	11	Maryland	1973-74	4	0
Shoate, Rod	LB	56	Oklahoma	1975-81	76	65
Shonta, Chuck	DB	34	Eastern Michigan	1960-67	14	14
Shorts, Peter	DE	90	Illinois State	1989	1	0
Sievers, Eric	TE	85	Maryland	1989-90	24	6
Simerson, John	OT	75	Purdue	1961	10	NA
Simmons, Tony	WR	81	Wisconsin	1998-2000	38	9
Sims, Kenneth	DE	77	Texas	1982-89	74	64
Singer, Karl	OT	68	Purdue	1966-68	39	0
Singleton, Chris	LB	55	Arizona	1990-93	33	22
Sisson, Scott	K	9	Georgia Tech	1993	13	0
Skene, Doug	G	74	Michigan	1994	6	6
Slade, Chris	LB	53	Virginia	1993-2000	127	108
Small, Torrance	WR	84	Alcorn State	2001	3	0
Smerlas, Fred	NT	76	Boston College	1991-92	32	1
Smith, Antowain	RB	32	Houston	2001-03	45	36
Smith, Donnell	DE	65	Southern	1973-74	21	0
Smith, Hal	DT	70	UCLA	1960	10	NA
Smith, John	K	1	Southampton (England)	1974-83	116	0
Smith, Otis	CB	45	Missouri	1996, 2000-02	56	48
Smith, Ricky	DB	27	Alabama State	1982-84	26	0
Smith, Rod	DB	22	Notre Dame	1992-94	48	17
Smith, Sean	DE	97	Georgia Tech	1990-91	17	1
Snyder, Al	WR	38	Holy Cross	1964	2	NA
Solitis, Bob	DB	42	Minnesota	1960-61	3	NA
Songin, Ed "Butch"	QB	11	Boston College	1960-61	28	NA
Spears, Ron	DE	78	San Diego State	1982-83	8	1
Spies, Greg	DE	94	Florida State	1998-2000	42	33
St. Jean, Lennie	OG	60	N. Michigan	1964-73	140	96*
Stanley, Sylvester	NT	63	Michigan	1994	7	0
Stanley, Walter	WR	81	Colorado	1992	13	0
Starring, Stephen	WR	81	McNeese	1983-87	72	33
Stavrovsky, Jason	K	4	Tulsa	1988-91	42	0
Steinfort, Fred	K	5	Boston College	1983	9	0
Stenger, Brian	LB	59	Notre Dame	1973	10	2
Stephens, Calvin	G	68	South Carolina	1992	14	1

PATRIOTS ALL-TIME ROSTER

Name	Pos.	#	College	Years	GP	GS
Stephens, John	RB	44	NW Louisiana State	1988-92	76	59
Stephens, Tom	DB-TE	45	Syracuse	1960-64	49	NA
Stevens, Matt	S	26	Appalachian State	2000-01	16	4
Stingley, Darryl	WR	84	Purdue	1973-77	60	53
Stokes, Eric	C-G	78	Northeastern	1987	1	1
Stokes, J.J.	WR	85	UCLA	2003	2	0
Stolberg, Eric	WR	19	Indiana	1971	0	0
Striegel, Bill	LB	72	College of Pacific	1960	5	NA
Stuckey, Shawn	LB	93	Troy State	1998	6	0
Studdstill, Pat	P	2	Houston	1972	14	0
Sturt, Fred	G	63	Bowling Green	1976-78	29	0
Suci, Bob	DB	21	Michigan State	1963	14	NA
Sullivan, Chris	DE	74	Boston College	1996-99, 2001	63	20
Swanson, Terry	P	36	Massachusetts	1967-68	24	0
Sweet, Joe	WR	81	Tennessee State	1974	4	0
Sykes, Alfred	WR	13	Florida A&M	1971	4	1

Taliaferro, Mike	QB	17	Illinois	1968-71	32	25
Tanner, John	LB-DE	53	Tennessee Tech	1973-74	27	2
Tardits, Richard	LB	53	Georgia	1990-92	27	1
Tarver, John	RB	36	Colorado	1972-74	31	15
Tatupu, Mosi	RB	30	Southern Cal	1978-90	194	22
Taylor, Gene	WR	82	Fresno State	1991	1	0
Taylor, Greg	RB	45	Virginia	1982	1	0
Taylor, Kitrick	WR	49	Washington State	1989	4	0
Tharpe, Larry	OT	77	Tennessee State	1996	0	0
Thomas, Ben	DE	99	Auburn	1985	15	0
Thomas, Blair	RB	32	Penn State	1994	3	0
Thomas, Donnie	LB	51	Indiana	1976	3	1
Thomas, Gene	RB	22	Florida A&M	1968	9	4
Thomas, Henry	DT	95	Louisiana State	1997-2000	64	52
Thompson, Leroy	RB	36	Penn State	1994	16	1
Thompson, Reyna	CB	21	Baylor	1993	15	6
Timpson, Michael	WR	83	Penn State	1989-94	70	25
Tippett, Andre	LB	56	Iowa	1982-88, 90-93	151	139
Tipton, Dave	NT	60	Western Illinois	1975-76	12	0
Toler, Ken	WR	82	Mississippi	1981-82	25	0
Toner, Ed	DT	75	Massachusetts	1967-70	26	0
Towns, Bobby	DB	34	Georgia	1961	2	NA
Traylor, Keith	NT	98	Central State (Okla.)	2004	16	10
Trull, Don	QB	19	Baylor	1967	7	3
Tucker, Erroll	DB	21	Utah	1989	5	0
Tuitele, Maugaula	LB	47/59	Colorado State	2000-02	5	0
Tupa, Tom	P	19	Ohio State	1996-98	48	0
Turner, Bake	WR	40	Texas Tech	1970	14	13
Turner, Bill	DE	74	Boston College	1987	2	0
Turner, Kevin	RB	34	Alabama	1992-94	48	19
Turner, T.J.	LB	99	Michigan State	2001	2	0
Twombly, Darren	C	64	Boston College	1987	1	1

van Eeghen, Mark	RB	34	Colgate	1982-83	24	16
Vataha, Randy	WR	18	Stanford	1971-76	82	44
Vaughn, Jon	RB	24	Michigan	1991-92	32	7
Veris, Garin	DE	60/90	Stanford	1985-88, 90-91	78	46
Viaene, David	OT	70	Minnesota-Duluth	1989-90	20	8
Villa, Danny	OT	75	Arizona State	1987-91, 97	75	62
Vinatieri, Adam	K	4	South Dakota State	1996-2004	144	0
Virkus, Scott	DE	70	San Francisco CC	1984	5	0
Vrabel, Mike	LB	50	Ohio State	2001-04	61	49

W

Wagner, Bryan	P	9	Cal State-Northridge	1991, 95	8	0
Walker, Bruce	NT/DT	91	UCLA	1994-95	11	4
Walker, Mike	K	12	None	1972	8	0
Walter, Ken	P	13	Kent State	2001-03	42	0
Ward, David	LB	94	Southern Arkansas	1989	16	0
Ward, Dedric	WR	17	Northern Iowa	2003	4	0
Warren, Lamont	RB	27	Colorado	1999	16	2
Warren, Ty	DL	94	Texas A&M	2003-04	32	20
Washington, Clyde	DB	31	Purdue	1960-61	27	NA
Washington, John	DT	76	Oklahoma State	1993	16	13
Washington, Mark	CB	46	Morgan State	1979	12	0
Washington, Mickey	CB	21	Texas A&M	1990-91	25	4
Washington, Ted	NT	92	Louisville	2003	10	10
Watson, Benjamin	TE	84	Georgia	2004	1	0

PATRIOTS ALL-TIME ROSTER

Name	Pos.	#	College	Years	GP	GS
Watson, Dave	G	67	Georgia Tech	1963-64	28	NA
Weathers, Robert	RB	24	Arizona State	1982-86	44	6
Weathers, Clarence	WR	82	Delaware State	1983-84	25	0
Weaver, Jed	TE	85	Oregon	2004	10	1
Webb, Don	DB	42	Iowa State	1961-71	134	60*
Webster, George	LB	90	Michigan State	1974-76	37	25
Weisacosky, Ed	LB	66	Miami (Fla.)	1971-72	28	23
Weishuhn, Clayton	LB	53	Angelo State	1982-84, 86	30	26
Welch, Claxton	RB	43	Oregon	1973	2	1
Wells, Billy	RB	41	Michigan State	1960	12	NA
West, Mel	RB	24	Missouri	1961	4	NA
Westbrook, Don	WR	83	Nebraska	1977-81	71	1
Whalen, Jim	TE	82	Boston College	1965-69	70	27*
Wheeler, Dwight	OT	62	Tennessee State	1978-83	72	39
Wheeler, Mark	DT	97	Texas A&M	1996-98	40	31
Whigham, Larry	S	25	NE Louisiana	1994-2000	106	4
White, Adrian	S	38	Florida	1993	5	4
White, David	LB	51	Nebraska	1993	6	0
White, Harvey	QB	10	Clemson	1960	9	NA
White, Jeff	K-P	2	Texas El Paso	1973	11	0
White, Jim	DE	87	Colorado State	1972	13	6
White, Reggie	DT/NT	90	North Carolina A&T	1995	16	9
Whittingham, Fred	LB	53	Cal Poly	1970	13	0
Whitten, Todd	QB	15	Stephen F. Austin	1987	1	0
Wichard, Murray	DE	90	Frostburg State	1987	3	0
Wiggins, Jermaine	TE	85	Georgia	2001	20	8
Wilburn, Steve	DE	99	Illinois State	1987	3	3
Wilfork, Vince	DT	75	Miami (Fla.)	2004	16	6
William, J.R.	LB-C	55	Louisiana Tech.	1968-70	38	2
Williams, Brent	DE	96	Toledo	1986-93	121	102
Williams, Brian	TE	49	Southern	1982	1	0
Williams, Brooks	TE	80	North Carolina	1983	13	1
Williams, Derwin	WR	82	New Mexico	1985-87	42	1
Williams, Ed	LB	54	Texas	1984-87, 90	62	10
Williams, Grant	T	76	Louisiana Tech.	2000-01	29	12
Williams, Jon	RB	44	Penn State	1984	9	0
Williams, Larry	G	75	Notre Dame	1992	13	9
Williams, Lester	NT	72	Miami (Fla.)	1982-85	40	13
Williams, Perry	CB	38	Clemson	1987	3	0
Williams, Toby	DE	90	Nebraska	1983-88	80	56
Wilson, Curtis	OC	75	Missouri	1989	0	0
Wilson, Darrell	DB	47	Connecticut	1981	1	0
Wilson, Darryal	WR	48	Tennessee	1983	9	0
Wilson, David	DB	26	California	1992	1	0
Wilson, Ed	QB	12	Arizona	1965	14	NA
Wilson, Eugene	DB	26	Illinois	2003-04	31	29
Wilson, Jerrel	P	4	Southern Mississippi	1978	14	0
Wilson, Joe	RB	23	Holy Cross	1974	12	0
Wilson, Marc	QB	15	Brigham Young	1989-90	30	10
Windsor, Bob	TE	86	Kentucky	1972-75	48	44
Wirgowski, Dennis	DE	70	Purdue	1970-72	37	36
Witt, Mel	DT	70	Arlington State	1967-70	35	14
Wohlabaugh, Dave	C	64	Syracuse	1995-98	57	57
Wonsley, George	RB	53	Mississippi State	1989	5	0
Woods, Carl	RB	34	Vanderbilt	1987	2	0
Woody, Damien	C	65	Boston College	1999-2003	78	76
Wooten, Ron	OG	61	North Carolina	1982-88	98	96
Wren, Darryl	CB	27	Pittsburg (Kan.) State	1993-94	33	5
Wright, Elmo	WR	17	Houston	1975	8	4
Wyman, Devin	DT	72	Kentucky State	1996-98	15	4
Yancy, Carlos	CB	40	Georgia	1995	4	0
Yates, Bob	OT-G-C	50	Syracuse	1960-65	67	NA
Yewcic, Tom	P-QB	14	Michigan State	1961-66	77	NA
Z						
Zabel, Steve	LB	54	Oklahoma	1975-78	50	48
Zackery, Tony	FS	25	Washington	1990-91	19	0
Zamberlin, John	LB	54	Pacific Lutheran	1979-82	56	15
Zendejas, Joaquin	K	2	LaVerne (Calif.)	1983	2	0
Zolak, Scott	QB	16	Maryland	1992-98	53	7

PATRIOTS ALL-TIME DRAFT

2005

Rd	Player	Pk	Pos	College
1	Logan Mankins	32	OL	Fresno State
3a	Ellis Hobbs	84	CB	Iowa State
3b	(To Arizona as part of trade for CB Duane Starks)			
3c	Nick Kaczur	100	T	Toledo
4	James Sanders	133	S	Fresno State
5a	(To Arizona as part of trade for CB Duane Starks)			
5b	Ryan Claridge	170	LB	Nevada-Las Vegas
7a	Matt Cassel	230	QB	Southern Cal
7b	Andy Stokes	255	TE	William Penn

2005 Draft Notes

3c, 5b and 7b were awarded as compensatory draft choices.

For details on all trades involving 2005 draft picks, please see All-Time Trades list on p.355.

- 3a Pick acquired from Baltimore along with a 2005 sixth round choice (195 overall - WR Craig Bragg) and a 2006 third round choice in exchange for a 2005 second round choice (64 overall - T Adam Terry).
- 7a Pick acquired from Oakland along with a 2006 fifth round choice in exchange for a 2005 sixth round choice (175 overall - DT Anttaj Hawthorne)

2004

Rd	Player	Pk	Pos	College
1a	Vince Wilfork	21	DT	Miami (Fla.)
1b	Benjamin Watson	32	TE	Georgia
2a	(To Cincinnati in exchange for RB Corey Dillon)			
2b	Marquise Hill	63	DE	Louisiana State
3	Guss Scott	95	S	Florida
4a	Dexter Reid	113	S	North Carolina
4b	Cedric Cobbs	128	RB	Arkansas
5	P.K. Sam	164	WR	Florida State
6	(To Pittsburgh in compensation for RFA Rodney Bailey)			
7	Christian Morton	233	CB	Illinois

2004 Draft Notes

- 1a Pick acquired from Baltimore along with a 2003 second round pick (41 overall) in exchange for a 2003 first round selection (19 overall).
- 4a Pick acquired from New Orleans along with a 2003 third round pick (78 overall) and a 2003 seventh round choice (239th overall) for S Tebucky Jones.

2003

Rd	Player	Pk	Pos	College
1	Ty Warren	13	DT	Texas A&M
2a	Eugene Wilson	36	CB	Illinois
2b	Bethel Johnson	45	WR	Texas A&M
4a	Dan Klecko	117	DT	Temple
4b	Asante Samuel	120	CB	Central Florida
5	Dan Koppen	164	C	Boston College
6	Kliff Kingsbury	201	QB	Texas Tech
7a	Spencer Nead	234	TE	BYU
7b	Tully Banta-Cain	239	LB	California
7c	Ethan Kelley	243	DT	Baylor

2003 Draft Notes

- 1 Pick acquired from Chicago for the Patriots 2003 first round pick (14 overall) and a 2003 sixth round pick (193 overall).
- 2a Pick acquired from the Houston Texans along with a 2003 fourth round pick (117 overall) for a 2003 second round pick (41 overall) and a 2003 third round pick (75 overall).
- 2b Pick acquired from the Carolina Panthers for a 2003 second round pick (50 overall) and a 2003 fourth round pick (120 overall).
- 4a Pick acquired from the Houston Texans along with a 2003 second round pick (36 overall) for a 2003 second round pick (41 overall) and a 2003 third round pick (75 overall).
- 4b Pick acquired from Denver for a 2003 fourth round pick (128 overall) and a 2003 fifth round pick (157 overall).
- 5 Pick acquired from the Tennessee Titans along with a 2003 sixth round pick (201 overall) and a 2003 seventh round pick (154 overall) for the Patriots 2003 fifth round pick (154 overall) and a 2003 seventh round pick (225 overall).
- 6 Pick acquired from the Tennessee Titans along with 2003 fifth round pick (164 overall) and a 2003 seventh round pick (243 overall) for the Patriots 2003 fifth round pick (154 overall) and a 2003 seventh round pick (225 overall).
- 7b Pick acquired from New Orleans along with a 2003 third round pick (78 overall) and a 2004 fourth round pick for Tebucky Jones.
- 7c Pick acquired from the Tennessee Titans a 2003 fifth round pick (164 overall) and a 2003 sixth round pick (201 overall) for the Patriots 2003 fifth round pick (154 overall) and a 2003 seventh round pick (225 overall).

2002

Rd	Player	Pk	Pos	College
1	Daniel Graham	21	TE	Colorado
2	Deion Branch	65	WR	Louisville
4a	Rohan Davey	117	QB	LSU
4b	Jarvis Green	126	DE	LSU
7a	Antwoine Womack	237	RB	Virginia
7b	David Givens	253	WR	Notre Dame

2002 Draft Notes

- 1 Pick acquired from Washington for the Patriots first round pick (32nd overall), third round pick (96th) and seventh round pick (234th) of the 2002 draft.
- 4a Pick obtained from the Denver Broncos in exchange for the Patriots 2002 fourth round pick (131st overall) and fifth round (144th).
- 4b Pick acquired from Green Bay for WR Terry Glenn.
- 7a Pick obtained from the Dallas Cowboys, along with 2003 fifth round choice, in exchange for the Patriots 2002 fifth round pick (168th overall).

PATRIOTS ALL-TIME DRAFT

2001

Rd	Player	Pk	Pos	College
1	Richard Seymour	6	DT	Georgia
2	Matt Light	48	OL	Purdue
3	Brock Williams	86	CB	Notre Dame
4a	Kenyatta Jones	96	OL	South Florida
4b	Jabari Holloway	119	TE	Notre Dame
5	Hakim Akbar	163	S	Washington
6a	Arther Love	180	TE	South Carolina State
6b	Leonard Myers	200	CB	Miami (Fla.)
7a	Owen Pochman	216	K	Brigham Young
7b	T.J. Turner	239	LB	Michigan State

2001 Draft Notes

- 2 Pick acquired from Detroit for a 2001 second round (50 overall, from Pittsburgh) pick and a sixth round (173 overall, from San Francisco) pick
- 3 Pick acquired from Minnesota (NE trades third round selection - 69 overall to Minnesota for their third round pick - 86 overall and fourth round selection - 119 overall)
- 4a Pick acquired from San Diego (NE trades fourth round selection - 112 overall and fifth round selection - 139 overall to San Diego for their fourth round pick - 96th overall)
- 4b Pick from Minnesota in previously mentioned trade
- 5, 6b and 7b denote compensatory picks obtained from the NFL.
- 6a Pick acquired from Detroit (NE trades fifth round selection-149 overall to Detroit for their sixth round pick-180 overall and their seventh round pick-216 overall)
- 7a Pick from Detroit in previously mentioned trade

2000

Rd	Player	Pk	Pos	College
1	Pick to N.Y. Jets	16		
2	Adrian Klemm	46	T	Hawaii
3	J.R. Redmond	76	RB	Arizona State
4	Greg Robinson-Randall	127	T	Michigan State
5a	Dave Stachelski	141	TE	Boise State
5b	Jeff Marriott	161	DT	Missouri
6a	Antwan Harris	187	CB	Virginia
6b	Tom Brady	199	QB	Michigan
6c	David Nugent	201	DT	Purdue
7a	Pick to San Francisco from Philadelphia			
7b	Casey Tisdale	226	LB	New Mexico
7c	Patrick Pass	239	RB	Georgia

2000 Draft Notes

- 1 Awarded to N.Y. Jets in compensation for Bill Belichick
- 4, 6b, 6c and 7c denote compensatory picks obtained from the NFL.
- 5b From the St. Louis Rams for DE Mike Jones
- 7a Pick aquired from Philadelphia for WR Dietrich Jells, then traded to San Francisco for a sixth round pick in 2001.

1999 Supplemental Draft

Sept. 3, 1999

Rd	Player	Pos	College
4	J'Juan Cherry	CB	Arizona State

1999

Rd	Player	Pk	Pos	College
1a	Damien Woody	17	C	Boston College
1b	Choice to Seattle	20		
1c	Andy Katzenmoyer	28	LB	Ohio State
2a	Kevin Faulk	46	RB	LSU
2b	Pick to Tennessee	52		
3a	Pick to Seattle	82		
3b	Tony George	91	DB	Florida
4a	Pick to Tennessee	117		
5	Derrick Fletcher	154	OL	Baylor
6a	Marcus Washington	180	DB	Colorado
6b	Pick to Seattle	191		
7a	Michael Bishop	227	QB	Kansas State
7b	Sean Morey	241	WR	Brown

1999 Draft Notes

- 1b Pick to Seattle - (NE trades picks-20th, 82nd and 191st overall for Seattle's 1999 1st round pick-17th overall)
- 1c From N.Y. Jets in compensation for Bill Parcells
- 2b Pick to Tennessee - (NE trades picks-52nd and 117th overall for Tennessee's 1999 2nd round pick-46th overall)
- 3a Pick to Seattle in previously mentioned trade
- 3b From Minnesota Vikings in a trade for CB Jimmy Hitchcock
- 4a Pick to Tennessee in previously mentioned trade
- 6a From Baltimore Ravens in a trade for TE Lovett Purnell
- 6b Pick to Seattle in previously mentioned trade
- 7b From the NFL as compensation for losing free agent FBs Keith Byars and Sam Gash

1998

Rd	Player	Pk	Pos	College
1a	Robert Edwards	18	RB	Georgia
1b	Tebucky Jones	22	DB	Syracuse
2a	Tony Simmons	52	WR	Wisconsin
2b	Rod Rledge	54	TE	Alabama
3a	Chris Floyd	81	FB	Michigan
3b	Greg Spires	83	DE	Florida State
4	Leonta Rheams	115	DT	Houston
5	Ron Merkerson	145	LB	Colorado
6	Harold Shaw	176	RB	Southern Mississippi
7	Jason Andersen	211	OL	Brigham Young

1998 Draft Notes

- 1a From N.Y. Jets in compensation for Curtis Martin
- 2a From N.Y. Jets in compensation for Bill Parcells
- 3a From N.Y. Jets in compensation for Curtis Martin

1997

Rd	Player	Pk	Pos	College
1	Chris Canty	29	DB	Kansas State
2	Brandon Mitchell	59	DT	Texas A&M
3a	Sedrick Shaw	61	RB	Iowa
3b	Chris Carter	89	DB	Texas
4a	Damon Denson	97	OL	Michigan
4b	Ed Ellis	125	OL	Buffalo
5	Vernon Crawford	159	LB	Florida State
6	Tony Gaiter	192	WR	Miami (Fla.)
7	Scott Rehberg	230	OL	Central Michigan

1997 Draft Notes

- 3a From N.Y. Jets in compensation for Bill Parcells
- 4a From N.Y. Jets in compensation for Bill Parcells

PATRIOTS ALL-TIME DRAFT

1996

Rd	Player	Pk	Pos	College
1	Terry Glenn	7	WR	Ohio State
2a	Lawyer Milloy	36	DB	Washington
2b	Pick to Oakland			
3a	Pick to Kansas City			
3b	Pick to Detroit			
3c	Tedy Bruschi	86	LB	Arizona
4a	Heath Irwin	101	G	Colorado
4b	Chris Sullivan	119	DE	Boston College
4c	Kantroy Barber	124	FB	West Virginia
5a	John Elmore	139	G	Texas
5b	Christian Peter	149	DT	Nebraska
6a	Chris Griffin	173	TE	New Mexico
6b	Mario Grier	195	RB	Tenn.-Chattanooga
6c	Devin Wyman	206	DT	Kentucky State
7a	Lovett Purnell	216	TE	West Virginia
7b	J.R. Conrad	247	G	Oklahoma

1996 Draft Notes

- 2b Pick to Oakland - (NE trades pick-57th overall for Oakland's 1996 third round selection-76th overall, 1996 fourth-round selection-124th overall and fifth-round pick-149th overall)
- 3a Pick to Kansas City - (NE trades pick for Kansas City's 1995 fourth round pick, 112 overall--Dave Wohlabaugh)
- 3b Pick to Detroit - (NE trades pick-76th overall to Detroit for their third round selection-86th overall, fourth-119th overall and sixth round-195th overall selections)
- 3c From Detroit in previously mentioned trade
- 4b From Detroit in previously mentioned trade
- 4c From S.F. through Oakland
- 5b From Oakland in previously mentioned trade
- 6b From Detroit in previously mentioned trade
- 6c Compensatory Pick
- 7b Compensatory Pick

1995

Rd	Player	Pk	Pos	College
1	Ty Law	23	CB	Michigan
2	Ted Johnson	57	LB	Colorado
3a	Curtis Martin	74	RB	Pittsburgh
3b	Jimmy Hitchcock	88	CB	North Carolina
4a	David Wohlabaugh	112	C	Syracuse
4b	Pick to Pittsburgh			
5	Pick to Houston			
6	Dino Philyaw	195	RB	Oregon
7	Carlos Yancy	234	CB	Georgia

1995 Draft Notes

- 3a From Eagles in compensation for FB Kevin Turner
- 4a From Kansas City for Patriots 1996 third round pick
- 4b Pick traded to Pittsburgh for RB Leroy Thompson)
- 5 Awarded to Houston in compensation for restricted free agent DE Tim Roberts
- 7 From Cleveland in exchange for the 231st selection

1994

Rd	Player	Pk	Pos	College
1	Willie McGinest	4	LB	Southern Cal
2	Kevin Lee	35	WR	Alabama
3a	Pick to San Diego			
3b	Ervin Collier	78	NT	Florida A&M
3c	Joe Burch	90	C	Texas Southern
4a	Pick to Arizona			
4b	John Burke	121	TE	Virginia Tech
5a	Pick to San Diego			
5b	Pat O'Neill	135	P	Syracuse
6a	Steve Hawkins	166	WR	Western Michigan
6b	Max Lane	168	OT	Navy
7a	Jay Walker	198	QB	Howard
7b	Marty Moore	222	LB	Kentucky

1994 Draft Notes

- 3a Traded to San Diego along with a fifth-round pick (137th overall) for the Chargers' third round choice (78th overall) and RB Marion Butts
- 3b From San Diego in trade described earlier
- 3c From Miami, along with a 1993 draft pick, Todd Rucci, in exchange for WR Irving Fryar
- 4a Traded to Arizona for its fourth round pick from Miami, 121 overall, and its fifth round pick from the LA Rams, 135 overall
- 6b From Seattle in a trade for Jon Vaughn
- 7b From Dallas in exchange for QB Hugh Millen

1993

Rd	Player	Pk	Pos	College
1	Drew Bledsoe	1	QB	Washington St.
2a	Chris Slade	31	LB	Virginia
2b	Todd Rucci	51	OL	Penn State
2c	Vincent Brisby	58	WR	NE Louisiana
4a	Kevin Johnson	86	NT	Texas Southern
4b	Corwin Brown	110	DB	Michigan
5a	Scott Sisson	113	K	Georgia Tech
5b	Richard Griffith	138	TE	Arizona
6	Lawrence Hatch	142	DB	Florida
8	Troy Brown	198	WR/KR	Marshall

1993 Draft Notes

- 2b From Miami, along with a 1994 draft pick, in exchange for WR Irving Fryar
- 2c As a result of the L.A. Raiders passing on their selection in the second round, the Patriots' first selection of the third round reverted to being the 27th pick in the second round From Green Bay in exchange for RB John Stephens. The Patriots then traded that pick, 15th in round and 99th overall, to San Diego in exchange for the Chargers' 1993 fourth round, 110th pick and a 1993 fifth round, 138th pick

1992

Rd	Player	Pk	Pos	College
1	Eugene Chung	13	OL	Virginia Tech
2	Rod Smith	35	DB	Notre Dame
3a	Todd Collins	64	LB	Carson-Newman
3b	Kevin Turner	71	RB	Alabama
4a	Dion Lambert	90	CB	UCLA
4b	Darren Anderson	93	CB	Toledo
5	Dwayne Sabb	116	LB	New Hampshire
6	Tracy Boyd	165	OG	Elizabeth City St.
7a	Wayne Hawkins	176	WR	Southwest St.
7b	Jim Gray	194	DT	West Virginia
8a	Scott Lockwood	204	RB	Southern Cal.
8b	Sam Gash	205	RB	Penn State
9	David Dixon	232	DT	Arizona State
10a	Turner Baur	261	TE	Stanford
10b	Steve Gordon	277	OC	California
11	Mike Petko	288	LB	Nebraska
12	Freeman Baysinger	333	WR	Humboldt State

1992 Draft Notes

- 1 From Dallas, along with a third round pick in 1992, in exchange for Patriots' first round, 19th pick from Atlanta, second round, 37th pick and fourth round, 104th pick from Atlanta
- 2 Acquired from Phoenix in exchange for Patriots' second round, 46th pick and fourth round, 100th pick in 1991
- 3b Acquired from Dallas through Minnesota, along with first round pick in 1992, in exchange for a first round, 19th pick from Atlanta, second round, 37th pick and fourth round, 104th pick from Atlanta in 1992
- 4a Acquired from San Diego in a 1991 draft day trade in exchange for a fifth round, 127th pick from Pittsburgh in 1991
- 5 Acquired from Tampa Bay in a trade for Jesse Solomon
- 6 Acquired from Detroit, along with seventh round pick in 1992, a 10th round pick in 1992 and a 12th round pick in 1992, in exchange for Patriots' sixth round, 145th pick from Phoenix, in 1992
- 7b Acquired from Detroit in earlier listed trade
- 8a Acquired from Cleveland in exchange for OG Fred Childress
- 10b Acquired from Detroit in earlier listed trade
- 12 Acquired from Detroit -- see sixth round details

PATRIOTS ALL-TIME DRAFT

EXECUTIVES

FOOTBALL STAFF

2005 PLAYERS

2004 SEASON

HISTORY

RESULTS

RECORDS

PLAYOFF HISTORY

EXTRA POINTS

1991

Rd	Player	Pk	Pos	College
1a	Pat Harlow	11	T	Southern California
1b	Leonard Russell	14	RB	Arizona State
2	Jerome Henderson	41	CB	Clemson
3	Calvin Stephens	56	G	South Carolina
4	Scott Zolak	84	QB	Maryland
5a	Jon Vaughn	112	RB	Michigan
5b	Ben Coates	124	TE	Livingstone College
6	David Key	140	CB	Michigan
7	Blake Miller	168	C	Louisiana State
8	Harry Colon	196	SS	Missouri
9	O'Neil Glenn	224	G	Maryland
10	Randy Bethel	251	TE	Miami (Fla.)
11a	Vincent Moore	279	WR	Tennessee
11b	Paul Alsbury	303	P	SW Texas State
12	Timothy Edwards	307	DT	Delta State

1991 Draft Notes

- 1a Patriots traded their first round selection, 1st pick, for Cowboys' first round selection, 11th pick, and Dallas' second round selection, 41st pick
- 1b Pick from Dallas in exchange for Patriots' 1st round, 17th pick acquired from Houston, and Patriots' 1991 4th round, 110th pick, acquired from Buffalo in 1990
- 2 Pick from Dallas in previously mentioned trade
- 5b Pick from L.A. Raiders through Dallas, along with a 4th round pick in 1992, in exchange for Patriots' 1991 4th round selection, 100th pick, acquired from Pittsburgh
- 11b Pick from San Diego through the L.A. Raiders, along with a 4th round selection in 1992, in exchange for Patriots' 1991 5th round selection, 127th pick, acquired from Pittsburgh

1990

Rd	Player	Pk	Pos	College
1a	Chris Singleton	8	LB	Arizona
1b	Ray Agnew	10	DE	North Carolina State
2	Pick to Seattle			
3a	Tom Hodson	59	QB	Louisiana State
3b	Greg McMurtry	80	WR	Michigan
5a	Junior Robinson	110	DB	East Carolina
5b	Jon Melander	113	OT	Minnesota
5c	James Gray	120	RB	Texas Tech
6	Pick to Dallas			
7	Pick to Buffalo			
8	Pick to Dallas			
9	Shawn Bouwens	226	OG	Nebraska - Wesleyan
10	Anthony Landry	253	RB	Stephen F. Austin
11	Sean Smith	280	DE	Georgia Tech
12a	Ventson Donelson	309	DB	Michigan St.
12b	Blaine Rose	322	OG	Maryland

1990 Draft Notes

- 1a Patriots traded their 1st round, third overall, and 2nd round, 29th overall pick for Seahawks' two 1st round selections, 8th and 10th picks and Seattle's 3rd round pick
- 1b Pick from Seattle in previously mentioned trade
- 3b Acquired from Dallas along with Cowboys' 7th round pick, later traded to Buffalo and the Cowboys' 5th round, 120th pick, in exchange for Patriots' 3rd round selection, originally Seattle's, NE's 6th round, 143rd pick, and 8th round, 197th pick
- 5a Pick from Washington, along with Redskins' 2nd pick in the 5th round, which was later traded to Denver, in exchange for Patriots' 4th round, 86th pick
- 5c Pick from Dallas in previously mentioned trade
- 12b Pick from Buffalo, along with a 4th round pick in 1991, in exchange for Patriots' two 7th round picks in 1990, one of which came from Dallas

1989

Rd	Player	Pk	Pos	College
1	Hart Lee Dykes	16	WR	Oklahoma State
2	Eric Coleman	43	DB	Wyoming
3a	Marv Cook	63	TE	Iowa
3b	Chris Gannon	73	DE	S.W. Louisiana
4a	Maurice Hurst	96	DB	Southern
4b	Michael Timpson	100	WR	Penn State
5	Pick to Green Bay			
6	Pick to LA Raiders			
7a	Eric Lindstrom	178	LB	Boston College
7b	Pick to San Diego			
8a	Rodney Rice	211	DB	Brigham Young
8b	Tony Zackery	224	DB	Washington
9a	Darron Norris	241	RB	Texas
9b	Curtis Wilson	248	OC	Missouri
10	Emanuel McNeil	268	NT	Tenn.-Martin
11	Tony Hinz	295	FB	Harvard
12	Aaron Chubb	325	LB	Georgia

1989 Draft Notes

- 3a Pick from Tampa Bay for Stephen Starring trade of 1988
- 4a From Washington in exchange for the Patriots 5th-round pick of 1988
- 5 127th pick, sent to Green Bay through Cleveland as part of 1988 trade for Mike Baab
- 6 Patriots traded their 6th round, 157th pick, for Raiders' 6th round pick, 166, and NE gains Raiders' 8th round, 224th pick
- 7a From Raiders as part of Brian Holloway trade of 1987
- 7b Sent to San Diego for Thomas Benson trade of 1988
- 8b From Raiders as part of draft-day trade exchanging 6th round picks; originally San Francisco's pick
- 9b From Minnesota for Patriots' 11th-round pick of 1988

1988

Rd	Player	Pk	Pos	College
1	John Stephens	17	RB	Northwestern (La.) St.
2	Vincent Brown	43	LB	Miss. Valley St.
3	Tom Rehder	69	T	Notre Dame
4a	Tim Goad	87	NT	North Carolina
4b	Sammy Martin	97	WR/KR	LSU
4c	Teddy Garcia	100	K	Northeast Louisiana
5	Troy Wolkow	115	G	Minnesota
5b	Pick to Washington			
6	Steve Johnson	154	TE	Virginia Tech
7	Darryl Usher	181	WR/KR	Illinois
8	Pick to Chicago			
9	Neil Galbraith	240	CB	Central (Ok.) St.
10	Rodney Lossow	267	C	Wisconsin
11	Marvin Allen	294	RB	Tulane
11b	Pick to Minnesota			
12	Dave Nugent	321	NT	Boston College

1988 Draft Notes

- 4a From Tampa Bay in exchange for NE's 1987 fifth-round pick
- 4b From Minnesota in 1987 trade for QB Rich Gannon
- 5b Patriots selection 127th traded to Washington in exchange for Redskins' fourth-round choice in 1989
- 8 Patriots selection 236th to Chicago as part of QB Doug Flutie trade
- 10 From L.A. Raiders as part of 1987 trade for OT Brian Holloway
- 11b Patriots selection 296th traded to Minnesota in exchange for Vikings' ninth-round choice in 1989

PATRIOTS ALL-TIME DRAFT

1987				
Rd	Player	Pk	Pos	College
1	Bruce Armstrong	23	OT	Louisville
2	Pick to Tampa Bay			
3a	Robert Perryman	79	RB	Michigan
3b	Pick to LA Raiders			
4a	Rich Gannon	98	QB-RB	Delaware
4b	Derrick Beasley	102	DB	Winston-Salem
4c	Tim Jordan	107	LB	Wisconsin
5a	Danny Villa	113	OT	Arizona State
5b	Tom Gibson	116	DE	Northern Arizona
6	Gene Taylor	163	WR	Fresno State
7	Pick to Tampa Bay			
8	Pick to Kansas City			
9	Pick to Tampa Bay			
10	Pick to LA Raiders			
11	Carlos Reveiz	302	K	Tennessee
12	Elgin Davis	330	RB	Central Florida

1987 Draft Notes

- 2 Patriots' selection 51 overall traded to Tampa Bay as part of OT-OG Sean Farrell trade which also included 7th and 9th round picks in the 1987 draft
- 3b Patriots trade 81st overall selection and 10th round pick, 275 overall, to LA Raiders for Raiders' two fourth round picks, 98 and 102 overall; 81st overall pick originally from Washington for WR Ricky Sanders trade
- 4a Pick from LA Raiders in trade mentioned above
- 4b Pick from LA Raiders in trade mentioned above
- 5a Pick from San Diego for DB Vencie Glenn trade
- 5b Pick from Tampa Bay for Patriots' 6th round pick in 1986
- 7 Patriots' selection 191 overall traded to Tampa Bay as part of Sean Farrell trade
- 8 Patriots' selection 219 overall traded to Kansas City for TE Willie Scott
- 9 Patriots' selection 247 overall traded to Tampa Bay as part of OT Sean Farrell trade
- 10 Patriots' selection, 275 overall, and 3rd round pick, 81 overall, traded to LA Raiders for two fourth round picks, 98 and 102 overall

1986				
Rd	Player	Pk	Pos	College
1	Reggie Dupard	26	RB	Southern Methodist
2a	Mike Ruth	42	NT	Boston College
2b	Vencie Glenn	54	DB	Indiana State
3	Patriots' selection 81			overall forfeited
4	Scott Gieselman	109	TE	Boston College
5	Greg Robinson	137	OL	Sacramento St.
6	Pick to Tampa Bay			
7a	Ray McDonald	187	WR	Florida
7b	Brent Williams	193	DE	Toledo
8	Greg Baty	220	TE	Stanford
9	George Colton	248	OG	Maryland
10	Cletis Jones	276	RB	Florida State
11	Gene Thomas	303	WR	U of Pacific
12	Don McAulay	330	K	Syracuse

1986 Draft Notes

- 2a Pick from Seattle as part of Bob Cryder trade of 1984
- 6 Patriots' selection 164 overall traded to Tampa Bay for Buccaneers' fifth-round pick in 1987
- 7a Pick from San Francisco as part of Matt Cavanaugh trade of 1983)

1985				
Rd	Player	Pk	Pos	College
1a	Pick to San Francisco			
1b	Trevor Matich	28	OC	BYU
2a	Garin Veris	48	DE	Stanford
2b	Jim Bowman	52	DB	Central Michigan
2c	Ben Thomas	56	DE	Auburn
3a	Pick to San Francisco			
3b	Audrey McMillian	84	DB	Houston
4a	Tom Toth	102	OT	Western Michigan
4b	Gerard Phelan	108	WR	Boston College
5	Pick to Cincinnati			
6	Pick to Philadelphia			
7a	Pick to LA Raiders			
7b	Pick to LA Raiders			
8a	Pick to Atlanta			
8b	Miford Hodge	224	DE	Washington St.
9	Pick to Pittsburgh			
10	Pick to Denver			
11	Paul Lewis	296	RB	Boston University
12	Tony Mumford	328	RB	Penn State

1985 Draft Notes

- 1a Patriots trade their 1st round choice, 16th overall, along with their third round choice, 75th overall, to San Francisco for their first, 28th overall, second 56th overall, and third round, 84th overall, picks
- 1b Pick from San Francisco in trade mentioned above
- 2b Pick from LA Raiders part of Mike Haynes deal of 1983
- 2c Pick from San Francisco in trade mentioned above
- 3a Pick to San Francisco in trade mentioned above
- 3b Pick from San Francisco in trade mentioned above
- 4b Pick from LA Raiders part of Shelby Jordan deal of 1983
- 5 Pick to Cincinnati as part of WR Irving Fryar tradeup deal of 1984
- 6 Pick to Philadelphia as part of K Tony Franklin deal of 1984
- 7a Pick to LA Raiders as part of the Mike Haynes deal of 1983
- 8a Pick to Atlanta for DB Rod McSwain
- 8b Pick from San Francisco part of Matt Cavanaugh deal of 1983
- 9 Pick to Pittsburgh for WR Greg Hawthorne (1984)
- 10 Pick to Denver for P Luke Prestridge (1984)

1984				
Rd	Player	Pk	Pos	College
1	Irving Fryar	1	WR	Nebraska
2	Ed Williams	43	LB	Texas
3	Jonathan Williams	70	RB	Penn State
5	Paul Fairchild	124	OG	Kansas
6	Ernest Gibson	151	DB	Furman
7a	Bruce Kallmeyer	184	K	Kansas
7b	Dervin Williams	192	WR	New Mexico
8	James Keyton	211	OT	Arizona State
9a	Scott Bolzan	238	OT	Northern Illinois
9b	David Windham	251	LB	Jackson State
11	Charlie Flager	292	OG	Washington St.
12	Harper Howell	319	TE	UCLA

SUPPLEMENTAL DRAFT:

- 1 Ricky Sanders 16 WR SW Texas St.
- 2 Eric Jordan 43 RB Purdue
- 3 Walter Lewis 70 QB Alabama

1984 Draft Notes

- 7b Pick from San Fran. for CB Ricky Smith
- 9b Pick from Washington for DE Tony McGee

PATRIOTS ALL-TIME DRAFT

EXECUTIVES

FOOTBALL STAFF

2005 PLAYERS

2004 SEASON

HISTORY

RESULTS

RECORDS

PLAYOFF HISTORY

EXTRA POINTS

1983

Rd	Player	Pk	Pos	College
1	Tony Eason	15	QB	Illinois
2	Darryl Wilson	47	WR	Tennessee
3a	Stephan Starring	74	WR	McNeese St.
3b	Steve Moore	80	OL	Tennessee St.
4	Johnny Rembert	101	LB	Clemson
5a	Smiley Creswell	118	DE	Michigan St.
5b	Darryl Lewis	128	TE	Texas-Arlington
6	Mike Bass	155	K	Illinois
7	Craig James	187	RB	SMU
	Washington-USFL			
8	Ronnie Lippett	214	DB	Miami (FL)
9a	Ricky Williams	233	RB	Langston
9b	Mark Keel	240	TE	Arizona
	Arizona-USFL			
10a	James Williams	264	TE	Wyoming
10b	Toby Williams	265	DE	Nebraska
10c	Tom Ramsey	267	QB	UCLA
	Los Angeles-USFL			
11a	Steve Parker	292	WR	Abilene Christian
11b	Calvin Eason	294	DB	Houston
12a	Waddell Kelly	319	RB	Arkansas St.
12b	Andy Ekern	326	OT	Missouri

1983 Draft Notes

- 3b Pick from S.D. in Tim Fox trade
- 5a Pick from Chicago in LB Rod Shoate trade
- 9a Pick from New Orleans
- 10a Pick from NY Giants in LB Bill Matthews trade
- 10b Pick from New Orleans
- 11a Pick from New Orleans
- 12a Pick from New Orleans

1982

Rd	Player	Pk	Pos	College
1a	Ken Sims	1	DE	Texas
1b	Lester Williams	27	DT	Miami (FL)
2a	Robert Weathers	40	RB	Arizona St.
2b	Andre Tippett	41	LB	Iowa
2c	Darryl Haley	55	OT	Utah
3a	Cedric Jones	56	WR/KR	Duke
3b	Clayton Weishuhn	60	LB	Angelo St.
4a	George Crump	85	DE	East Carolina
4b	Brian Ingram	111	LB	Tennessee
5	Fred Marion	112	DB	Miami (FL)
6	Ricky Smith	141	DB	Alabama State
7	Jeff Roberts	168	LB	Tulane
8	Ken Collins	197	LB	Washington St.
9	Kelvin Murdock	224	WR	Troy State
10	Brian Clark	253	K	Florida
11a	Used to select WR Chy Davidson of Rhode Island in 1981 supplemental draft.			
11b	Steve Sandon	296	QB	Northern Iowa
12	Greg Taylor	308	WR/KR	Virginia

1982 Draft Notes

- 1b Pick from San Francisco in TE Russ Francis deal
- 2a Pick from San Diego in FS Tim Fox deal
- 2b Pick from San Francisco in TE Russ Francis deal
- 2c Pick from San Francisco in TE Russ Francis deal
- 3b Pick from Seattle for RB Horace Ivory
- 4b Pick from San Francisco in TE Russ Francis deal
- 11b Pick from NY Giants for DB Bill Currier

1981

Rd	Player	Pk	Pos	College
1	Brian Holloway	19	OT	Stanford
2	Tony Collins	47	RB/KR	East Carolina
3	Pick to Minnesota			
4	Don Blackmon	102	LB	Tulsa.
5	Steve Clark	130	DE	Kansas State
6	Ron Wooten	157	OG	North Carolina
7	Ken Toler	185	WR	Mississippi
8a	Ken Naber	194	P	Stanford
8b	Lin Dawson	212	TE	North Carolina St.
9	Pick to Detroit			
10	Pick to Cleveland			
11	Brian Buckley	295	QB	Harvard
12	Cris Crissy	323	DB/KR	Princeton

1981 Draft Notes

- 3 Pick to Minnesota for RB Chuck Foreman
- 8a Pick from N.O. for OG Sam Adams
- 9 Pick to Detroit for LB Ed O'Neill
- 10 Pick to Cleveland for DE Ernest Pirce

1980

Rd	Player	Pk	Pos	College
1a	Roland James	14	DB	Tennessee.
1b	Vagas Ferguson	25	RB	Notre Dame
2	Larry McGrew	45	LB	USC
3	Steve McMichael	73	DT	Texas
4	Pick to Los Angeles			
5	Doug McDougald	124	DE	VPI
6a	Pick to Cleveland			
6b	Preston Brown	160	WR/KR	Vanderbilt
7	Tom Kearns	180	OG	Kentucky
8	Mike House	208	TE	Pacific
9	Barry Burget	235	LB	Oklahoma
10	Tom Daniel	266	OC	Georgia Tech
11	Mike Hubach	293	P	Kansas
12	Jimmy Jordan	320	QB	Florida State

1980 Draft Notes

- 1b Pick from Houston in OT Leon Gray deal
- 4 Pick to Los Angeles in WR Harold Jackson deal
- 6a Pick to Cleveland for DE Mike St. Clair
- 6b From Houston in OT Leon Gray deal

1979

Rd	Player	Pk	Pos	College
1	Rick Sanford	25	DB	South Carolina
2	Bob Golic	52	LB	Notre Dame
3	Pick to Los Angeles			
4	Eddie Hare	106	P	Tulsa
5	John Zamberlin	135	LB	Pacific Lutheran
6	Pick to Pittsburgh			
7a	Judson Flint	177	DB	Memphis State
7b	Pick forfeited			
8	Randy Love	216	RB	Houston
9	John Spagnola	245	TE	Yale
10a	Martin Cox	270	WR	Vanderbilt
10b	Allan Clark	271	RB	Northern Arizona
11	Pick to Washington			
12	Pick to Detroit			

1979 Draft Notes

- 3 Pick to Los Angeles in WR Harold Jackson deal
- 6 Pick to Pittsburgh for DE Dave Purefory
- 7a Pick from Washington
- 10a Pick from Denver for OT Tom Neville
- 12 Pick to Detroit for OT Bob McKay

PATRIOTS ALL-TIME DRAFT

1978

Rd	Player	Pk	Pos	College
1	Bob Cryder	18	G	Alabama
2	Matt Cavanaugh	50	QB	Pittsburgh
3	Carlos Pennywell	77	WR	Grambling
4	Dwight Wheeler	102	T	Tennessee St.
5	Bill Matthews	129	LB	South Dakota St.
6	Kern Coleman	156	LB	Mississippi
7	Mike Hawkins	188	LB	Texas A&I
8a	Terry Falcon	198	G	Montana
8b	Mosi Tatupu	215	RB	Southern Calif.
9	Tim Petersen	242	LB	Arizona State
10	Bryan Ferguson	269	DB	Miami
11	Charlie Williams	296	LB	Florida
12	John Gibney	328	C	Colgate

1978 Draft Notes

8a Pick from Buffalo through Philadelphia for DB John Sanders

1977

Rd	Player	Pk	Pos	College
1a	Raymond Clayborn	16	DB	Texas
1b	Stanley Morgan	25	WR	Tennessee
2a	Horace Ivory	44	RB	Oklahoma
2b	Don Hasselbeck	52	TE	Colorado
3	Sidney Brown	82	DB	Oklahoma
4	Gerald Skinner	109	T	Arkansas
5	Pick to St. Louis			
6	Pick to Houston			
7	Ken Smith	192	WR	Arkansas-Pine Bluff
8	Brad Benson	219	G	Penn State
9	Jerry Voge	249	LB	Michigan
10a	John Rasmussen	276	T	Wisconsin
10b	Giles Alexander	279	DE	Tulsa
11	Ray Costiot	303	LB	Mississippi State
12	Dave Preston	333	RB	Bowling Green

1977 Draft Notes

1a Pick from San Francisco for QB Jim Plunkett
 2a Pick from San Francisco for QB Jim Plunkett
 10b Pick from Oakland for RB Leon McQuay

1976

Rd	Player	Pk	Pos	College
1a	Mike Haynes	5	DB	Arizona State
1b	Pete Brock	12	C	Colorado
1c	Tim Fox	21	DB	Ohio State
2	Ike Forte	35	RB	Arkansas
3	Pick to Chicago			
4	Pick to Cleveland thru Philadelphia			
5	Pick to San Diego			
6a	Pick to New York Giants			
6b	Greg Boyd	170	DE	San Diego State
7a	Pick to Cincinnati			
7b	Perry Brooks	202	DT	Southern
8a	Pick to Philadelphia			
8b	Stu Betts	235	RB	Northern Michigan
9	Doug Beaudoin	243	DB	Minnesota
10	Ricky Feacher	270	WR	Miss. Valley
11	Donnie Thomas	298	LB	Indiana
12	Nathaniel Bell	325	DT	Tulane
13	James Jones	352	DB	Central Michigan
14	David Quehl	382	WR	Holy Cross
15	Bernard Coleman	409	WR	Bethune-Cookman
16	Clifford Brown	436	DT	Tuskegee
17	Todd Anderson	465	C	Stanford

1976 Draft Notes

1b Pick from San Francisco for QB Jim Plunkett
 1c Pick from Houston through San Francisco for QB Jim Plunkett
 3 Pick to Chicago for DE Tony McGee
 4 Pick to Cleveland thru Philadelphia for LB Steve Zabel
 5 Pick to San Diego for CB Bob Howard
 6a Pick to NY Giants for RB Leon McQuay
 6b Pick from Detroit for C Jon Morris
 7a Pick to Cincinnati for RB Doug Dressler
 7b Pick from Houston for TE Bob Adams
 8a Pick to Philadelphia for LB Steve Zabel
 8b Pick from Minnesota for C Doug Cumler

1975

Rd	Player	Pk	Pos	College
1	Russ Francis	16	TE	Oregon
2	Rod Shoate	41	LB	Oklahoma.
3	Pete Cusick	66	DT	Ohio State.
4a	Allen Carter	86	RB	So. California
4b	Steve Burks	91	WR	Arkansas State
5a	Steve Grogan	116	QB	Kansas State
5b	Steve Freeman	117	DB	Mississippi St.
6	Pick to Detroit			
7	Lawrence Williams	172	WR	Texas Tech
8	Pick to Chicago			
9	Pick to Pittsburgh			
10	Pick to Pittsburgh			
11	Rene Garnett	272	DB	Idaho State
12a	Matt Kendon	297	DT	Idaho State
12b	Conredge Holloway	306	QB	Tennessee
13	Joe Harvey	328	DE	Northern Michigan
14	Tom Gossom	353	WR	Auburn
15	Don Clayton	378	RB	Murray State
16	Kerry Marbury	403	RB	West Virginia
17	Myke Horton	428	T	UCLA

1975 Draft Notes

4a From San Diego through Cleveland
 5b Pick from Philadelphia for RB John Tarver
 6 Pick to Detroit for RB Leon Crosswhite
 8 Pick to Chicago for DE Tony McGee
 9 Pick to Pittsburgh for DE Craig Hanneman
 10 Pick to Pittsburgh for LB George Webster
 12b Pick from Washington

1974

Rd	Player	Pk	Pos	College
1	Pick to San Francisco			
2a	Steve Corbett	30	G	Boston College
2b	Steve Nelson	34	LB	North Dakota St.
3	Pick to Chicago through Washington			
4	Pick to Cincinnati			
5a	Andy Johnson	113	RB	Georgia
5b	Charlie Battle	124	LB-DE	Grambling
6a	Pick to Baltimore			
6b	Chuck Ramsey	141	P	Wake Forest
7	Pick to Pittsburgh			
7b	Maury Damkroger	178	LB	Nebraska
8	Pick to Chicago			
9a	Ed McCartney	209	TE	NE Oklahoma
9b	Pick to Washington			
10	Pick to Pittsburgh			
11	Archie Gibson	268	RB	Utah State
12	Eddie Foster	296	T	Oklahoma
13	Phil Benett	321	RB	Boston College
14	Cecil Bowens	346	RB	Kentucky
15	Sam Hunt	374	LB	Stephen F. Austin
16	Lucious Selmon	399	DT	Oklahoma
17	Gary Hudson	424	DB	Boston College

PATRIOTS ALL-TIME DRAFT

1974 Draft Notes

- 1 Pick to San Francisco for TE Bob Windsor
- 2a Pick from Chicago
- 3 Pick to Chicago through Washington for DE Donnel Smith and Washington's 1974 seventh round choice
- 4 Pick to Cincinnati for LB Bill Peterson
- 5b Pick from Washington through New Orleans
- 6a Pick to Baltimore for DB Jack Mildren
- 6b Pick from Philadelphia for DE Dennis Wirgowski
- 7b Pick from Washington along with LB Brad Dusek for LB Brad Dusek and the Patriots 1974 third round choice
- 9a Pick from Houston for LB Steve Kiner

1973

Rd	Player	Pk	Pos	College
1a	John Hannah	4	G	Alabama
1b	Sam Cunningham	11	RB	Southern Cal
1c	Darryl Stingley	19	WR	Purdue
2	Pick to Cleveland thru N.Y. Giants			
3a	Brad Dusek	56	DB	Texas A&M
3b	Charles Davis	79	RB	Alcorn A&M
4	Allen Gallaher	82	T	So. California
5	Doug Dumler	193	C	Nebraska
6	Pick to New Orleans			
7	Pick to Miami			
8	Isaac Brown	185	RB	W. Kentucky
9	David Callaway	212	T	Texas A&M
10	Dan Ruster	238	DB	Oklahoma
11	Homer May	264	TE	Texas A&M
12	Bruce Barns	290	P	UCLA
13	Alan Lowry	316	DB	Texas
14	Raymond Hamilton	342	LB	Oklahoma
15	Conde Pugh	358	DB	Norfolk State
16	Mike Kutter	394	DE	Concordia
17	Eddie McAshan	418	QB-DB	Georgia Tech

1973 Draft Notes

- 1b Pick from Los Angeles for DE Fred Dryer
- 1c Pick from Chicago for RB Carl Garrett
- 3b Pick from Dallas for WR Ron Sellers
- 6 Pick to New Orleans for LB Jim Flanigan
- 7 Pick to Miami for T Wayne Mass

1972

Rd	Player	Pk	Pos	College
1a	Pick to Minnesota as compensation for Joe Kapp			
1b	Pick to N.Y. Giants			
2a	Pick to Dallas			
2b	Tom Reynolds	49	WR	San Diego State
3a	Pick to Dallas			
3b	Jim White	73	DE	Colorado State U.
4	Pick to Dallas			
5a	Pick to Baltimore			
5b	Ron Bolton	124	DB	Norfolk State
6	Pick to Atlanta thru N.Y. Giants			
7a	Clark Hoss	165	TE	Oregon State
7b	John Tarver	165	RB	Colorado
8	Steve Beyrle	195	G	Kansas State
9	Mike Kelson	220	T	Arkansas
10	Mel Caraway	245	DB	N.E. Oklahoma
11	Rodney Cason	269	T	Angelo State
12	Steve Booras	295	DE	Mesa J.C.
13	Sam Elmore	325	DB	E. Michigan
14	Ed Rideout	350	WR	Boston College
15	Joel Kilmek	375	TE	Pittsburgh
16	Eric Dahl	400	DB	San Jose State
17	Junior Ah You	425	LB	Arizona State

1972 Draft Notes

- 1b Pick from Los Angeles for Phil Olsen sent to N.Y. Giants in trade for Fred Dryer
- 2a Pick to Dallas for DE Halvor Hagen and WR Harold Jackson
- 2b Pick from Kansas City for G Mo Moorman
- 3a Pick to Dallas for DE Halvor Hagen and WR Harold Jackson
- 3b Pick from Washington through L.A. Rams
- 4 Pick to Dallas for LB Steve Kiner
- 5b Pick from Oakland C Warren Koegel
- 6 Pick to Atlanta through Giants for WR Reggie Rucker
- 7b Pick from San Diego for RB Eddie Ray

1971

Rd	Player	Pk	Pos	College
1	Jim Plunkett	1	QB	Stanford
2	Julius Adams	27	DT	Texas Southern
3	Pick to Buffalo through Oakland			
4	Pick to Denver			
5	Tim Kelly	105	LB	Notre Dame
6	David Hardt	131	TE	Kentucky
7	Pick to Oakland			
8	Pick to Buffalo			
9	Josh Ashton	209	RB	Tulsa
10	Layne McDowell	235	T	Iowa
11	Dan Schneiss	251	TE	Nebraska
12	John Rodman	287	T	Northwestern
13	Lewis Swain	313	DB	Alabama A&M
14	Alfred Sykes	339	WR	Florida A&M
15	Nick McGarry	365	TE	Massachusetts
16	Jim Zikmund	391	DB	Kearney State
17	Ronald Leigh	417	DE	Elizabeth City St.

1971 Draft Notes

- 3 Pick to Buffalo through Oakland for DE Ike Lassiter
- 4 Pick to Denver
- 7 Pick to Oakland for DE Ike Lassiter
- 8 Pick to Buffalo

1970

Rd	Player	Pk	Pos	College
1	Phil Olsen	4	DT	Utah State
2	Pick to Houston			
3	Mike Ballou	56	LB	UCLA
4	Eddie Ray	83	DB	LSU
5	Bob Olson	107	LB	Notre Dame
6	Pick to Buffalo			
7	Odele Lawson	160	RB	Langston, Okla
8	Pick to New York Jets			
9	Dennis Wirgowski	212	DE	Purdue
10	Henry Brown	239	K-WR	Missouri
11	Dennis Bramlett	264	T	Texas-El Paso
12	Greg Roero	291	DT	N. Mex. Highlands
13	Ronnie Shelley	316	DB	Troy State
14	Garvie Crow	343	RB/TE	Michigan
15	Kent Schoolfield	368	WR	Florida A&M
16	Otis McDaniel	395	DE	Tuskegee
17	Joe Killingsworth	420	WR	Oklahoma

1970 Draft Notes

- 2 Pick to Houston for RB Sid Blanks, CB Larry Carwell, LB Ron Caveness and WR Charlie Frazier
- 5 Pick from Miami for LB Nick Buoniconti
- 6 Pick to Buffalo for S Tom Janik
- 8 Pick to N.Y. Jets

PATRIOTS ALL-TIME DRAFT

1969

Rd	Player	Pk	Pos	College
1	Ron Sellers	6	SE	Florida State
2	Mike Montler	32	G	Colorado
3	Carl Garrett	58	RB	N.M. Highlands
4	Pick to Denver through Kansas City			
5	Onree Jackson	110	QB	Alabama A&M
6	Pick to Oakland			
7	Rick Hackley	162	T	New Mexico State
8	Bob Gladieux	188	RB	Notre Dame
9a	Steve Alexakos	209	G-LB	San Jose St.
9b	Joe Walker	214	DE	Albany State
10	Dennis Devlin	240	DB	Wyoming
11	Barry Gallup	266	SE	Boston College
12	Richard Lee	292	DT	Grambling
13	Joe Leasey	318	LB	Alcorn A&M
14	John Cagle	344	LB	Clemson
15	Brant Conley	370	RB-P	Tulsa
16	Jim Vuono	396	LB	Adams State
17	George Muse	472	LB-DB	Grambling

1969 Draft Notes

- 4 Pick to Denver through Kansas City for RB Gene Thomas
- 6 Pick to Oakland for LB John Williamson
- 9a Pick from Buffalo for RB Bob Cappadonna

1968

Rd	Player	Pk	Pos	College
1	Dennis Byrd	6	DT	North Carolina State
2	Tom Funchess	32	T	Jackson State
3	Aaron Marsh	60	FL	Eastern Kentucky
4	R.C. Gamble	88	RB	South Carolina St.
5	Jim Smithberger	116	DB	Notre Dame
6	Pick to Cincinnati			
7	John Schneider	170	QB	Toledo
8	Daryl Johnson	197	DB	Morgan State
9	Pick to Houston			
10	John Outlaw	249	DB	Jackson State
11	Paul Feldhausen	278	T	Northland, Wis.
12	James Cheyunski	305	LB	Syracuse
13	Max Huber	332	T	Brigham Young
14	Henry McKay	358	E	Guilford
15	Art McMahan	385	DB	No. Carolina St.
16	Charles Fulton	413	RB	Tennessee
17	Ed Koontz	440	LB	Catawba

1968 Draft Notes

- 6 Pick to Cincinnati
- 9 Pick to Houston for QB Don Trull

1967

Rd	Player	Pk	Pos	College
1	John Charles	21	DB	Purdue
2	Pick to Kansas City			
3	Pick to New York Jets			
4	Ed Philpott	101	DE	Miami (Ohio)
5	Melvin Witt	128	DE	Arlington State
6	Ron Medlen	154	DE	SMU
7	Robert Leo	180	HB	Harvard
8	Tom Fussell	206	DT	LSU
9	Charlie Thornhill	232	DB	Michigan St.
10	John Runnels	257	LB	Penn State
11	Leroy Mitchell	283	FL	Texas Southern
12	Dave Davis	310	T	Harvard
13	Ray Ilg	336	LB	Colgate
14	Bobby Beard	361	LB	Auburn
15	Tom Folliard	388	LB	Mississippi State
16	Dik Nocera	414	HB	Southern Conn.
17	Bobby Nichols	440	TE	Boston Univ.

1967 Draft Notes

- 2 Pick to Kansas City
- 3 Pick to New York Jets for WR Jim Colcough

1966

Rd	Player	Pk	College
1a	Karl Singer	T	Purdue
1b	Willie Townes	T	Tulsa
2a	Jim Boudreaux	T	La. Tech
2b	Ken Avery	LB	Miss. Southern
3a	Harold Lucas	T	Mich. State
3b	Ed Toner	G	U. Massachusetts
4a	Pick to New York		
4b	Heath Wingate	T	Bowling Green
5a	John Mangum	T	Miss. Southern
5b	Ray Perkins	E	Alabama
6a	Dan Irby	T	Louisiana Tech
6b	Joe Avezzano	G	Florida State
7a	Jim Battles	T	Southern U
7b	Brent Caston	DB	Mississippi
8a	Sam Montgomery	DB	Southern
8b	Tom Schaefer	RB	Chattanooga
9a	Doug Satcher	LB	Southern
9b	Jack White	QB	Penn State
10	Dennis Brewster	T	BYU
10b	Bob Ellis	HB	Massachusetts
11	Pick to New York		
11b	Jay Marion	DB	Wyoming
12	Dick Fugere	LB	Cincinnati
13	Tom Carr	FB	Bates St.
14	Bob Hall	DB	Brown
15	Billy Laird	QB	La. Tech
16	Buddy Owens	G	Michigan State
17	Dick Capp	DE	Boston College
18	John Pincavage	E-DB	Virginia
19	Joe Novogratz	G	Pittsburgh
20	Paul Soule	HB	Bowdoin

1965

Rd	Player	Pos	College
1a	Jerry Rush	T	Michigan State
1b	Dave McCormick	T	LSU
2a	Pick to Houston		
2b	Bob Kowolowski	T	Virginia
3a	Jim Whalen	E	Boston College
3b	Bob Cappadonna	FB	Northeastern
4a	Ellis Johnson	HB	S.E. Louisiana
4b	Dick Arrington	G	Notre Dame
5a	Corwyn Aldredge	E	N.W. Louisiana
5b	Dennis Smith	DE	Cincinnati
6a	Justin Canale	G	Mississippi State
6b	Billy Ezell	DB	LSU
7a	Tom Neville	T	Mississippi State
7b	John Hankinson	QB	Minnesota
8a	Fred Brown	E	Miami
8b	Beau Colle	DB	LSU
9a	Bob Malone	T	Louisiana Tech
9b	Charles Brown	T	Tulsa
10	Pick to Buffalo		
10b	Dave Hettema	T	New Mexico
11a	John Frechette	T	Boston College
11b	Roy Schmidt	G	Long Beach State
12a	Jim Weatherly	DB	Mississippi
12b	Leon Stanridge	E	San Diego State
13	Charlie Green	QB	Wittenberg
14	Jay Cunningham	HB	Bowling Green
15	Ted Rodosevitch	G	Cincinnati
16	George Pyne	T	Olivet
17a	White Graves	DB	LSU
17b	Dave Lee	E	Louisiana Tech
18	Ed Meixler	LB	Boston University
19	Jim Nance	FB	Syracuse
20	Fred Fugazzi	FB	Missouri Valley

1965 Draft Notes

- 2a Pick to Houston for C Bob Schmidt
- 10 Pick to Buffalo for DE Mack Yoho

PATRIOTS ALL-TIME DRAFT

1964

Rd	Player	Pos	College
1	Jack Concannon	QB	Boston College
2	Jim Kelly	E	Notre Dame
3	Pick to Denver		
4	Jon Morris	E	Holy Cross
5	Pick to San Diego		
6	Jim Mazurek	G	Syracuse
7	T.W. Alley	T	William & Mary
8a	J.D. Garrett	HB	Grambling
8b	Roger Lalonde	T	Muskingum
9	Lennie St. Jean	E	N. Michigan
10	Pick to Buffalo		
11	Jim Barrett	HB	Boston College
12	Pick to Kansas City		
13	Joe Scarpati	DB	N. Carolina State
14	Jim Wilson	T	Georgia
15	Tony Gibbons	T	John Carroll
16	Pete Pedro	HB	West Texas State
17	Gary Wood	QB-HB	Cornell
18	Joe Tiller	T	Montana State
19	Bill Dawson	E	Florida State
20	Lonnie Farmer	LB	Chattanooga
21	Tony Lawrence	T	Bowling Green
22	Dave Archer	T	Syracuse
23	Dave Humenick	T	Notre Dame
24	Larry Bartolameci	E	West Virginia
25	Bryan Generalovich	T	Pittsburgh
26	Dick Niglio	HB	Yale

1964 Draft Notes

- 3 Pick to Denver
- 5 Pick to San Diego for DT Billy Hudson
- 10 Pick to Buffalo
- 12 Pick to Kansas City

1963

Rd	Player	Pos	College
1	Art Graham	E	Boston College
2	LeRoy Jordan	C	Alabama
3	Bob Vogel	T	Ohio State
4	Bob Reynolds	T	Bowling Green
5	Lou Cioci	G	Boston College
6	Sam Silas	T	Southern Illinois
7	Dick Williamson	E	Alabama
8	Rod Foster	G	Ohio State
9	Jim Simon	E	Miami
10	Don McKinnon	C	Dartmouth
11a	Dave Hayes	FB	Penn State
11b	Dave Watson	G	Georgia Tech
12a	Bill Gambrell	HB	South Carolina
12b	Tim Gauntner	HB	John Carroll
13a	Dave Adams	T	Arkansas
13b	Ralph Ferrissi	FB	So. Connecticut
14	Whaley Hall	T	Mississippi
15	Bob Dentel	C	Miami
16	Wes Bryant	T	Arkansas
17	Tom Neumann	HB	Michigan
18	Dave O'Brien	T	Boston College
19	Pat McCarthy	QB	Holy Cross
20	Jim Bradshaw	HB	Chattanooga
21	Gary Sherman	HB	Bowling Green
22	Nate Craddock	FB	Parsons
23	Al Snyder	HB	Holy Cross
24	Dick Schultz	T	Ohio
25	Dennis Gaubatz	G	Louisiana State U
26	Jim Tullis	HB	Florida A&M
27	Dave Adams	T	Arkansas
28	Ron Whaley	HB	Chattanooga
29	Dock Kelly	G	Georgia

Draft Notes 1963

- 11a Pick from Houston
- 12a Pick from Buffalo

1962

Rd	Player	Pos	College
1	Gary Collins	E	Maryland
2	LeRoy Jackson	HB	W. Illinois
3	Sherwyn Thorson	G	Iowa
4	Pick to Houston		
5	Pick to Dallas		
6	John Schopf	T	Michigan
8	Benny McRae	HB	Michigan
9	Bill Triplett	FB	Miami, Ohio
10	John Knight	HB	Valparaiso
11	Pick to Buffalo		
12	Pick to Oakland		
13	Nick Buoniconti	G	Notre Dame
14	Chas. Sieminski	T	Penn State
15	Gerry Goerlitz	N.	Michigan
16	Ken Byers	G	Cincinnati
17	Scott Maentz	E	Michigan
18	Tom Chandler	T	Florida A&M
19	Ron Myers	E	Villanova
20	Tom Neck	HB	LSU
11	John Traynham	HB	VMI
22	Bob Asack	T	Columbia
23	Walt Crate	HB	Penn Military
24	Don Christman	C	Richmond
25	Bob Stern	C	Richmond
26	Jim Field	QB	LSU
27	Al Gursky	HB	Penn State
28	Charles Dickerson	T	Illinois
29	Julius. Fincke	T	McNeese State
30	John L. Finn	T	Louisville
31	Mike Ingram	G	Ohio State
32	Charles Taylor	HB	Mississippi
33	Steve Jastrzembski	E	Pittsburgh
34	Ray Lardani	T	Miami (Fla.)

1962 Draft Notes

- 4 Pick to Houston for G Houston Antwine

1961

Rd	Player	Pos	College
1	Tommy Mason	HB	Tulane
2	Rip Hawkins	C	North Carolina
3	Danny LaRose	E	Missouri
4	Mike Zeno	G	Virginia Tech
5	Fran Tarkenton	QB	Georgia
6	Larry Eisenhower	T	Boston College
7	Paul Terhes	QB	Bucknell
8	Charles Long	G	Chattanooga
9	Roland Lakes	C	Wichita
10	Richard Mueller	E	Kentucky
11	Mel West	HB	Missouri
12	Wayne Harris	C	Arkansas
13	Dan Underwood	T	McNeese State
14	James Wright	QB	Memphis State
15	Pick to Dallas		
16	George Balthazar	T	Tennessee A&I
17	Ray Ratkowski	HB	Notre Dame
18	Tom Rodgers	HB	Kentucky
19	Joe Bellino	HB	Navy
20	Dan Oakes	G	VPI
22	Bob Johnson	E	Michigan
23	Darrel DeDecker	C	Illinois
24	Don Webb	HB	Iowa State
25	Robert Minihaue	T	Boston University
26	Charles Granger	T	Southern U. (La.)
27	Terry Huxhold	T	Wisconsin
28	Bryant Harvard	QB	Auburn
29	Ernie McMillan	T	Illinois
30	George Hulz	T	Mississippi Southern

PATRIOTS ALL-TIME DRAFT

1960

FIRST SELECTIONS:

Buddy Allen	HB	Utah State
Ron Burton	HB	Northwestern
Dale Chamberlain	FB	Miami, O.
Henry Christopher	E	SMU
Dan Colchicco	E	San Jose State
Jack Cummings	QB	North Carolina St.
James Davis	C	Oklahoma
Sarafine Fazio	C	Pittsburgh
Max Fugler	C	LSU
Jim Gardner	T	Duke
James Goodyear	T-G	Wake Forest
Dave Harris	HB	Kansas
Al Henderson	T	Colorado State
James Hickman	T-G	Penn State
Robert Krantz	FB	Penn State
Joe Kulbacki	HB	Purdue
Dee Mackey	E	E. Texas St.
Leon Manley	G	W. Texas St.
Cliff Manning	T-G	Hardin-Simmons
Pete Manning	E	Wake Forest
Edward Mazurek	T	Xavier
Bell Meglen	G	Utah State
Frank Mestnik	FB	Marquette
Ron Mix	T	USC
Irvin Nikolai	E	Stanford
Jim Prestel	T	Idaho

Bob Salerno	G	Coloardo
Gerhardt Schwedes	HB	Syracuse
Richard Soergel	QB	Oklahoma St.
Larry Wagner	T	Vanderbilt
Harvey White	QB	Clemson
Tirey Wileman	HB	SMU
Gary Wisener	E	Baylor

SECOND SELECTIONS:

1. Dave Ames	HB	Richmond
2. James Boeke	T/G	Heidelberg
3. Billy Brewer	QB	Ole Miss.
4. Emanuel Congedo	T/G	Villanova
5. Pat Dye	T/G	Georgia
6. John Farrington	WR	Prairie View
7. Rich Grecni	C	Ohio U.
8. Bud Jones	WR	SMU
9. Don Kacmarek	T/G	North Dakota
10. John Lawrence	T/G	North Carolina St.
11. Ron Maltory	T/G	Purdue
12. Bobby Pate	RB	Presbyterian
13. Jack Rudolph	LB	Georgia Tech
14. Frank Sally	T/G	California
15. Bob Spada	E	Duke
16. Pete Tunney	HB	Occidental
17. Jim Webster	HB	Marquette
18. John Wilcox	T/G	Oregon

ALL-TIME TRADES

Editor's Note: Below is a noncomprehensive list of the Patriots all-time trades. Many of the early trade dates and information are missing from the Patriots archives. Any additional information that can contribute to making this list more complete would be greatly appreciated. Please contact the Patriots media relations department with any pertinent details to help our department better assist you in future publications.

** denotes conditional trades*

1960

	Ron Mix (OT) to San Diego for Tom Greene (QB). Wray Carlton (FB) to Buffalo for Al Crow (DE).
8/25	Gordie Holz (OT) to Denver for Larry Cundiff (C).
8/31	Gerhard Schwedes (RB) to NY Titans for Marshall Harris (DB) and Titans seventh round choice in 1961.*

1961

	Acquired QB Babe Parilli and FB Billy Lott from Oakland in exchange for HB Dick Christy and T Hal Smith.
4/15	Art Hauser (DT) and Bill Striegall (LB) to Denver for Al Romine (S) and Don King (DE).
6/1	Tom Greene (QB) to San Diego for Duane Leopard (LB).
10/9	Houston Antwine (G) from Houston for Boston's third round draft choice in 1962.

1962

Ed "Butch" Songin (QB) to NY Titans for Dick Felt (DB).
Tony Romeo (TE) (and player named later) from Dallas for rights to Bill Hull (E).

1963

Gerry DeLucca (OT) from Kansas City for future draft choice.
Harry Jacobs (LB) sold to Buffalo.
Bill Hudson (DT) from San Diego for draft choice.
Charley Theokas (C) sold to NY Jets.
Dick Klein (OT) sold to Oakland.

1964

Mack Yoho (DE) from Buffalo for future draft choice.
Walt Cudzik (C) to Denver in partial payment for draft rights to Jack Concannon (QB).
Billy Lott (FB) to Denver.
Bob Schmidt (C/T) from Houston for a draft choice.
12/30 Eddie Wilson (QB) acquired from Kansas City for a draft choice and cash.

1965

12/20 Jim Colclough (WR) and draft rights to Jim Waskiewicz (C) to NY Jets for John Huarte (QB).

1966

1/15 Players lost to expansion draft (Miami) Billy Neighbors (G), Ross O'Hanley (S), Jack Rudolph (LB), Ed Wilson (QB).
1/29 Ron Burton (RB) to Kan. City for Jim Fraser (P).
9/6 Jim Colclough (WR) from NY Jets for draft choice.

ALL-TIME TRADES

EXECUTIVES

FOOTBALL STAFF

2005 PLAYERS

2004 SEASON

HISTORY

RESULTS

RECORDS

PLAYOFF HISTORY

EXTRA POINTS

1967

10/14 Don Trull (QB) from Houston for draft choice.

1968

1/15 Players lost to expansion draft (Cincinnati) Joe Bellino (WR), Jim Boudreaux (OT), J.D. Garrett (RB), White Graves (DB), Ron Hall (DB).

6/11 Gene Thomas (RB) from Kansas City for Patriots' fourth round choice in 1969.

7/20 Babe Parilli (QB) to NY Jets for Myron (Mike) Taliaferro (QB).

8/28 Bob Cappadonna (RB) to Buffalo for Bills' ninth round choice in 1969.

John Williamson (LB) from Oakland for Patriots' sixth round choice in 1969.

1969

3/24 Leroy Mitchell (CB) and Patriots' second round choice in 1970 to Houston for Sid Blanks (RB), Larry Carwell (CB), Ron Caveness (LB), and Charlie Frazier (WR).

3/24 Nick Buoniconti (LB) to Miami for John Bramlett (LB), Kim Hammond (QB), and Miami's fifth choice in 1970.

Tom Janik (S) from Buffalo for Patriots' sixth choice in 1970.

Ezell Jones (DE) from NY Jets for draft choice.

1970

4/14 Jim Whalen (TE) to Denver for Tom Beer (TE).

8/31 Ike Lasser (DE) from Oakland for Patriots' third and seventh round draft choices in 1971.

1971

2/1 Jim Schmedding (G) from San Diego for Patriots' sixth round choice in 1972.*

7/8 Mike Haggerty (OT) from Pittsburgh for Marty Schottenheimer (LB) and Patriots' 14th round choice in 1972.

7/13 Phil Olsen (DE) to Los Angeles for Rams' first choice in 1972.

7/19 Willis Crenshaw (RB) from Denver for Patriots' sixth round choice in 1972.*

7/23 Steve Kiner (LB) from Dallas for Patriots' fourth round choice in 1972.

7/31 Halvor Hagen (DE) and Honor Jackson (WR) from Dallas for Patriots' second and third round choices in 1972 [this deal originally included Duane Thomas (RB) and Carl Garrett (RB)].

7/31 Richie Moore (OT) from Green Bay for John Bramlett (LB).*

8/9 Ara Person (TE) from Pittsburgh for Jim Clack (C).

9/7 Dave Rowe (DT) from Houston for Tom Funchess (OT)

9/8 Mike Haffner (WR) from Denver for Patriots' 13th choice in 1972.*

9/8 Eddie Ray (RB) to San Diego for Chargers' seventh round choice in 1972.

9/16 Warren Koegel (C) to Oakland for Raiders' fifth round choice in 1972.

9/22 Mo Moorman (G) to Kansas City for Chiefs' second round choice in 1972.

9/27 Ron Gardin (DB) from Baltimore for Patriots' fifth round choice in 1972.

10/1 Phil Clark (S) from Pittsburgh for Rocky Bleier (RB).

11/4 Reggie Rucker (WR) acquired from NY Giants (via waivers) for Patriots' sixth round choice in 1972.

1972

2/1 Fred Dryer from NY Giants for Patriots' first choice in 1972 and their second round draft choice in 1973.

3/27 Ed Philpott (LB) to San Diego for Chargers' seventh round choice in 1973.

4/27 Fred Dryer (DE) to Los Angeles for Rick Cash (DT) and Ram's first choice in 1973.

5/20 Houston Antwine (DT) to Philadelphia for Billy Hobbs (LB).

6/28 Ron Gardin (DB) to Pittsburgh for Steelers' sixth round choice in 1973.*

6/29 Jim Flanigan (LB) from New Orleans for Patriots' sixth round choice in 1973.

7/14 Ron Sellers (WR) to Dallas for Cowboys' fourth round choice in 1973.

7/15 Ike Lasser (DE) to Washington for Baltimore's ninth round choice in 1973.*

7/19 Bill Atessis (DE) to St. Louis for Cardinals' fifth round choice in 1973.*

7/24 Jim Nance (RB) to Philadelphia for Eagles' fourth choice in 1973.*

7/31 Eric Crabtree (WR) to Denver for Broncos' seventh round choice in 1973.*

7/31 Jim Benien (P) from Detroit for Patriots' fifth round choice in 1973.*

7/31 Bob Windsor (TE) from San Francisco for Patriots' first choice in 1974.

7/31 Clark Hoss (TE) to Cleveland for Browns' seventh round choice in 1973.*

8/4 Steve Kiner (LB) to Miami for Bob Griffin (OT).

8/7 Ernie Holmes (DT) sold to Pittsburgh.

8/25 Wayne Mass (OT) from Miami for Patriots' seventh round choice in 1973.

8/29 Greg Slough (LB) from Oakland for future considerations

1973

1/30 Carl Garrett (RB) to Chicago for Detroit's first round choice in 1973.

4/19 Jim Cheyuski (LB), Halvor Hagen (DE) and Mike Montler (OT) to Buffalo for Edgar Chandler (LB), Jeff Lyman (LB), and Wayne Patrick (RB).

5/16 Bob Adams (TE) from Pittsburgh for Patriots' seventh round choice in 1974.

7/2 Lloyd Voss (DE) from Denver for Patriots' eighth round choice in 1974.*

7/3 Herb Adderley (DB) from Dallas for Patriots' 10th choice in 1974.*

7/6 Ron Berger (TE) to Buffalo for Ken Lee (LB).

7/25 Herb Adderley (DB) to LA Rams for Bill DuLac (G).

7/25 Jeff Lyman (LB) to Los Angeles for Rams' seventh round choice in 1974.*

7/26 Mel Lunsford (DE) from Washington for Patriots' fifth round choice in 1974.

8/7 John Smith (K) to Pittsburgh for Steelers' 10th choice in 1974.*

8/9 Bill DuLac (G) to Green Bay for Kevin Hunt (OT).

8/16 Tom Reynolds (WR), Ken Lee (LB) and Patriots eighth round choice in 1974 to Chicago for Bears' second round and fourth round choices in 1974.

8/22 Bill Peterson (LB) from Cincinnati for Patriots' fourth round choice in 1974.

8/29 Jerry List (RB) from Oakland for Patriots' 11th round choice in 1974.*

8/29 Henry Matthews (RB) to New Orleans for Saints' fifth round choice in 1974.

ALL-TIME TRADES

- 8/29 Charlie Richards (QB) from Washington for Patriots' ninth round choice in 1974.*
 9/3 Ralph Anderson (S) from Pittsburgh for Chicago's fourth round choice in 1974 (through New England)
 9/6 Brad Dusek (LB) and Patriots' third round choice in 1974 to Washington for Donnel Smith (DE) and Redskins' seventh round choice in 1974.
 9/10 Dennis Wirgowski (DE) to Philadelphia for Eagles' sixth round choice in 1974.
 9/10 Brian Stenger (LB) from Pittsburgh for Patriots' 10th round choice in 1974.

1974

- 1/29 Dick Gordon (WR) from Green Bay for John Mosier (TE).
 1/30 Jack Mildren (DB) from Baltimore for Patriots' sixth round choice in 1974.
 1/30 Steve Kiner (LB) to Houston for Oilers' ninth round choice in 1974.
 8/7 Archie Pearson (DE) sold to Detroit.
 8/13 Don Highsmith (RB) from Atlanta for Patriots' 12th round choice in 1975.
 8/14 Dave Lewis (P) purchased from Cincinnati.
 8/14 James Callier (DE) sold to Chicago.
 8/16 George Webster (LB) from Pittsburgh for Patriots' 10th round choice in 1975.
 8/23 Dave Rowe (DT) to San Diego for Chargers' sixth round choice in 1975.
 9/4 Dave Mason (S) to Green Bay for Packers' 10th round choice in 1975.*
 9/10 Tony McGee (DE) from Chicago for Patriots' eighth round choice in 1975 and third round choice in 1976.
 9/11 Craig Hanneman (DE) from Pittsburgh for Patriots' ninth round choice in 1975.

1975

- 1/23 John Tarver (RB) to Philadelphia for Eagles' fifth round choice in 1975 and eighth round choice in 1976.
 1/28 Reggie Rucker (WR) to Cleveland for San Diego's fourth round choice in 1975 (through Cleveland).
 1/28 Leon Crosswhite (RB) acquired from Detroit for Patriots' sixth round choice in 1975 and Philadelphia's eighth round choice in 1976.
 1/29 NFL rights to Eddie Foster (OT) traded to Washington Redskins' 12th choice in 1975.
 2/5 Joe Sweet (WR) to San Diego for past considerations.
 7/3 Bob Howard (CB) from San Diego for Chargers' fifth round choice in 1976.
 7/15 Steve Zabel (LB) from Philadelphia for Patriots' fourth and eighth round choices in 1976.
 7/30 Jon Morris (C) to Detroit for Lions' sixth round choice in 1976.
 7/31 Josh Ashton (RB) to New Orleans for Saints' seventh round choice in 1976.
 8/5 Bob Adams (TE) to Houston for Oilers' seventh round choice in 1976.*
 8/21 Lawrence Williams (WR) to New Orleans for Saints' eighth round choice in 1976.*
 8/21 Leon McQuay (RB) from NY Giants for Patriots' sixth round choice in 1976.
 8/28 Durwood Keaton (S) from St. Louis for undisclosed future draft choice.
 9/1 Derrick Williams (DB) from Los Angeles for undisclosed future draft choice.*
 9/8 Doug Dressler (RB) from Cincinnati for Patriots' seventh round choice in 1976.

1976

- 3/30 Players lost due to NFL expansion draft (to Seattle and Tampa Bay) QB Neil Graft and RB Kerry Marbury to Seattle, (S) Durwood Keaton to Tampa Bay.
 4/5 QB Jim Plunkett to San Francisco for QB Tom Owen and the 49ers two first round draft choices (one through Houston) in 1976 and the 49ers first and second round choices in 1977.
 4/8 (CB) Ron Bolton to Cleveland for (OT) Bob McKay.
 4/9 Doug Cumler (OC) to Minnesota for the Vikings' eighth round draft choice in 1976 and sixth round choice in 1977.
 4/28 Leon McQuay (RB) to Oakland for the Raiders' 10th round draft choice in 1977.
 9/6 Marlin Briscoe (WR) from Detroit for sixth round choice in 1977.

1977

- 3/11 Joe Blahak (DB) to Minnesota for cash.
 8/22 Harold Hart (RB) to Washington for conditional draft choice.
 9/6 John Sanders (DB) to Philadelphia for Eagles' eighth round draft choice (through Buffalo) in 1978.
 10/4 Arthur Moore (NT) to Cleveland for conditional draft choice.

1978

- 8/14 Bob McKay (OT) to Detroit for Jim Mitchell (DE).
 8/15 Mike Burke (P) from Denver for conditional draft choice.
 8/16 Harold Jackson (WR) from Los Angeles for the Patriots' third round draft choice in 1979 and their fourth round choice in 1980.
 8/22 Dave Pureifory (DE) from Pittsburgh for Patriots' sixth round choice in 1979.
 8/23 Tom Neville (OT) to Denver for Broncos' 10th round choice in 1979.
 9/13 Bob McKay (OT) from Detroit for Patriots' 12th round choice in 1979.

1979

- 8/15 Leon Gray (OT) to Houston for Oilers' first and sixth round draft choices in 1980, plus cash.

1980

- 2/7 Mike St. Clair (DE) from Cleveland for Patriots' own sixth round choice in 1980 and Ernest Price (DE) from Cleveland for Patriots' 10th round choice in 1981.
 4/17 Chuck Foreman (RB) from Minnesota for conditional draft choice in 1981 (third round).
 7/26 Ed O'Neill (LB) from Detroit for Patriots' ninth round draft choice in 1981.

1981

- 4/23 Sam Adams (OG) to New Orleans for Saints' eighth round draft choice in 1981.
 6/19 Mel Lunsford (DE) to Cincinnati Bengals for cash.
 8/31 Bill Currier (DB) to New York Giants for Giants' 11th round draft choice in 1982 (used to draft QB Steve Sandon).
 9/25 Horace Ivory (RB) to Seattle for Seahawks' third round draft choice in 1982 (used to pick LB Clayton Weisshuhn).

ALL-TIME TRADES

1982

- 4/27 Tim Fox (FS) to San Diego for Chargers second round draft choice in 1982 (Robert Weathers, RB) and their third round choice in 1983 (Steve Moore, OT)
- 4/27 Russ Francis (TE) and Patriots' 1982 second round draft choice to San Francisco for the 49ers first (Lester Williams, NT), both seconds (Andre Tippett, LB and Darryl Haley, OT) and fourth round (Brian Ingram, LB) draft choices in 1982.
- 4/28 Rod Shoate to Chicago for the Bears' fifth round draft choice in 1983 (Smiley Creswell, DE).
- 5/25 John Lee (DE) to Chicago for conditional undisclosed draft choice.
- 8/2 Bill Matthews (LB) to NY Giants for undisclosed 1982 draft choice (James Williams, TE).
- 8/25 Tom Owen (QB) to Washington for Tom Flick (QB).
- 9/2 Tony McGee (DE) to Washington for a Redskins' middle round choice in 1984.

1983

- 9/6 Shelby Jordan (OT) to the Los Angeles Raiders for the Raiders' fourth round choice in 1985.
- 9/13 Don Hasselbeck to the Los Angeles Raiders for Derrick Ramsey (TE).
- 11/11 Mike Haynes (CB) and the Patriots' seventh round choice in 1985 to the Los Angeles Raiders for the Raiders' first round choice in 1984 (traded to Cincinnati along with three other choices for the first overall pick in the 1984 draft, used to draft Irving Fryar) and their second round choice in 1985.

1984

- 2/22 Patriots obtain Tony Franklin (K) from Philadelphia for a 1985 sixth round selection (156th pick overall) in which the Eagles drafted Ken Reeves (OT, Texas A&M).
- 7/31 Patriots obtain Seattle's 1986 second round selection (42nd pick overall - Mike Ruth, NT, Boston College) in exchange for Bob Cryder (T).
- 8/20 Patriots obtain Luke Prestridge (P) from Denver for a 1985 10th round selection (269th pick overall - Buddy Funck, QB, New Mexico)
- 8/21 Patriots obtain Greg Hawthorne (WR) from Pittsburgh for a 1985 ninth round selection (242nd pick overall - Andre Harris, DB, Minnesota).
- 8/27 Patriots obtain Rod McSwain (DB) from Atlanta for a 1985 eighth round selection (215th pick overall - Ronnie Washington, LB, N.E. Louisiana).
- 9/11 Patriots obtain 1984 seventh round selection from San Francisco (192nd overall - Derwin Williams, WR, New Mexico) for Ricky Smith (CB).

1985

- 4/30 Patriots obtain 1985 first, second, and third round selections from San Francisco and draft Trevor Matich (C, BYU, 28th pick overall), Ben Thomas (DE, Auburn, 56th pick), and Audrey McMillian (DB, Houston, 84th) in exchange for New England's 1985 1st and third round selections, where the 49ers drafted Jerry Rice (WR, Mississippi Valley St., 16th pick) and Ricky Moore (RB, Alabama, 75th pick).
- 5/18 Patriots obtain L.A. Raiders 1985 second round selection (52nd pick overall - Jim Bowman, DB, Central Michigan) as final compensation for the Mike Haynes deal in 1983.
- 7/2 Patriots obtain undisclosed 1986 draft pick from

Indianapolis for Tim Golden (LB, Florida).

- 5/1 Patriots obtain L.A. Raiders 1985 fourth round selection (108th pick overall - Gerard Phelan, WR, Boston College) as final compensation for the Shelby Jordan trade in 1983.

1986

- 4/29 Patriots obtain Tampa Bay's 1987 fifth round selection (116th pick overall - Tom Gibson, TE, Northern Arizona) in exchange for New England's 1986 sixth round selection (165th pick overall - Kevin Walker, DB, East Carolina).
- 7/22 Patriots obtain Willie Scott (TE) from Kansas City for a 1987 eighth round selection (218th pick overall - Michael Clemons, RB, William & Mary).
- 8/11 Patriots obtain Washington's 1987 third round selection (81st pick overall) for the rights to Ricky Sanders (WR).
- 9/29 Patriots obtain San Diego's fifth round selection (through Tampa Bay) and draft Danny Villa (113th pick overall) in exchange for Vencie Glenn (CB).

1987

- 2/19 Patriots obtain Sean Ferrell (OG) from Tampa Bay for their 1987 second, seventh and ninth round selections. Tampa drafted Don Smith (RB, Mississippi, 51st pick overall), Harry Swayne (DE, Rutgers, 190th pick overall), and Greg Davis (P, Citadel, 246th pick overall).
- 5/6 Patriots obtain Minnesota's 1988 fourth round selection (97th overall - Sammy Martin, WR/KR, LSU) in exchange for Rich Gannon (QB).
- 7/27 Patriots obtain Tampa Bay's 1988 fourth round selection (87th pick overall - Tim Goad, NT, North Carolina) in exchange for Darryl Haley (T).
- 8/17 Patriots obtain Jim Romano (C) from Houston for an undisclosed future draft choice in 1988.
- 9/2 Patriots obtain a 10th round draft choice in 1988 from the L.A. Raiders (267th pick overall - Rodney Lossow, C, Wisconsin) in exchange for Brian Holloway (T).
- 10/13 Patriots obtain Doug Flutie (QB) from Chicago in exchange for their 1988 eighth round selection (208th pick overall - David Tate, DB, Colorado).

1988

- 4/24 Patriots obtain Minnesota's 1989 ninth round selection (248th pick overall - Curtis Wilson, OC, Missouri) for their 1988 11th round selection (296th pick overall - Norman Floyd, DB, S. Carolina).
- 4/24 Patriots obtain Washington's 1989 fourth round selection (96th pick overall) and draft Maurice Hurst (DB, Southern) in exchange for their 1988 fifth round selection (127th pick overall - Carl Mims, DB, Sam Houston St.).
- 4/25 Patriots obtain Minnesota's 1989 ninth round selection (247th pick overall - Curtis Wilson, OC, Missouri) in exchange for their 1988 11th round selection (296th pick overall - Norman Floyd (DB, South Carolina).
- 8/16 Patriots obtain Tony Stephens (NT) from New Orleans for a future draft choice.
- 8/22 Patriots obtain Thomas Benson (LB) from San Diego in exchange for their 1989 seventh round selection (183rd pick overall - Marion Butts, RB, Florida State).

ALL-TIME TRADES

- 8/26 Patriots obtain Tampa Bay's 1989 third round selection (63rd pick overall - Marv Cook, TE, Iowa) in exchange for Stephen Starring (WR).
- 8/29 Patriots obtain Mike Baab (C) from Cleveland in exchange for their 1989 fifth round selection (127th overall - Vince Workman, RB, Ohio State).

1989

- 4/23 Patriots obtain L.A. Raiders 1989 sixth (165th pick overall - Eric Mitchell, RB, Oklahoma) and eighth round selections (223rd pick overall - Tony Zackery, DB, Washington) in exchange for the Patriots' 1989 sixth round selection (156th pick overall - Doug Lloyd, RB, N. Dakota State).
- 4/26 Patriots obtain Monte Robbins (P) from Washington for a 1990 fourth round selection (86th pick overall - Cary Conklin, QB, Washington).

1990

- 4/22 Patriots obtain two 1990 first round selections from Seattle (eighth overall - Chris Singleton, LB, Arizona and 10th overall - Ray Agnew DE, North Carolina State) in exchange for their 1990 first round selection (third pick overall - Cortez Kennedy, DT, Miami) and their second round selection (29th pick overall - Terry Wooden, LB, Syracuse).
- 4/22 Patriots obtain Buffalo's 1990 fourth and 12th round selections (322nd pick overall - Blaine Rose, OG, Maryland) in exchange for two of their seventh round picks in 1990 (one of which came from Dallas).
- 4/22 Patriots obtain Dallas' 1990 third and fifth round selections (80th overall - Greg McMurtry, WR, Michigan and 120th pick overall - James Gray, RB, Texas Tech) in exchange for their third (originally Seattle's) sixth, and eighth round selections.

1991

- 4/20 Patriots obtain Dallas' 1991 first round (11th overall - Pat Harlow, T, Southern Cal) and second round selections (41st overall - Jerome Henderson, CB, Clemson) plus veterans Ron Francis (CB), David Howard (LB), and Eugene Lockhart (LB) all in exchange for New England's 1991 first round selection (first pick overall - Russell Maryland, DT, Miami).
- 4/21 Patriots obtain Houston's first round selection (17th pick overall - later traded) in exchange for their 1991 second round selection (28th pick overall) and fourth round selection (101st pick overall).
- 4/21 Patriots obtain Dallas' first round selection (14th pick overall, through New Orleans) and draft Leonard Russell (RB, Arizona State) in exchange for their first round selection (17th pick overall, acquired from Houston) and for New England's 1991 fourth round selection (110th pick overall, through Buffalo). Dallas drafted Kevin Harris (DE, Texas Southern).
- 4/22 Denver's fourth round choice in 1991 from New England to Pittsburgh for the Steelers' fourth and fifth round choices in 1991. Pittsburgh selected defensive back Sammy Walker (Texas Tech). New England traded Pittsburgh's fourth-round choice in 1991 to the L.A. Raiders for Dallas' fifth round choice in 1991 and the Raiders' fourth round choice choice in 1992. The Raiders selected Raghib Ismail (Notre Dame). New England selected TE Ben Coates (Livingstone).

- 4/22 Patriots obtained San Diego's 1991 11th round selection (303rd pick overall, through the L.A. Raiders), draft Paul Asbury (P, S.W. Texas State), and a 1992 fourth round selection (90th pick overall) where the Patriots drafted Dion Lambert (DB, UCLA) in exchange for a 1991 fifth round selection (127th pick overall, acquired from Pittsburgh earlier in the draft). San Diego drafted Floyd Fields (DB, Arizona State).
- 9/17 Patriots obtain Jesse Solomon (LB) from Dallas for a future draft choice.
- 9/18 Patriots obtain Tampa Bay's 1992 fifth round selection (116th pick overall - Dwayne Saab, LB, New Hampshire) in exchange for Jesse Solomon (LB).

1992

- 4/26 Patriots obtain Dallas' 1992 first (13th pick overall - Eugene Chung, OL, Virginia Tech) and third round selections (71st pick overall - Kevin Turner, FB, Alabama) in exchange for their 1992 first (19th pick overall - Tony Smith, RB, Dallas traded to Atlanta), second (37th pick overall - Darren Woodson, CB, Arizona State), and their fourth round selections (104th pick overall, Dallas traded to Atlanta who drafted Franki Smith, DB, Baylor).
- 4/26 Patriots obtain Phoenix's 1992 second round selection (35th pick overall - Rod Smith, CB, Notre Dame) in exchange for their second (37th pick overall, from Atlanta - Tony Sacca, QB, Penn State) and fourth round selections (100th pick overall, from the L.A. Raiders - Michael Bankson (NT, Sam Houston State).

1993

- 3/30 Patriots obtain a 1993 fourth round selection (99th overall) from Green Bay in exchange for RB John Stephens.
- 4/1 Patriots obtain Miami's 1993 second round selection (51st pick overall - Todd Rucci, G, Penn State) and a 1994 third round selection (90th pick overall, Joe Burch, C, Texas Southern) in exchange for Irving Fryar (WR).
- 4/26 Patriots obtain San Francisco's 1993 fourth and fifth round selections (110th and 138th picks overall) and draft Corwin Brown (S, Michigan) and Richard Griffith (TE, Arizona) in exchange for a 1993 fourth round selection (99th pick overall, acquired from Green Bay in a trade for John Stephens). San Diego drafted Lewis Bush (LB, Washington State).
- 4/26 Patriots obtain Adrian White (DB) from Green Bay for a conditional 1994 seventh round selection (184th pick overall). Green Bay traded their selection to Denver who in turn drafted Butler By'Not'e (RB, Ohio State).
- 4/26 Patriots obtain Dallas' 1994 seventh round selection (222nd pick overall - Marty Moore, LB, Kentucky) in exchange for Hugh Millen (QB).
- 8/16 Patriots obtain George Williams (NT) from Cleveland for Rob McGovern (LB).
- 8/26 Patriots obtain Seattle's 1994 sixth round selection (168th pick overall - Max Lane, OT, Navy) for Jon Vaughn (RB).

ALL-TIME TRADES

1994

- 4/25 Patriots acquire running back Marion Butts and a third round draft choice (78th overall - Ervin Collier, NT, Florida A&M) from the San Diego Chargers in exchange for the Patriots' third (70th overall - Andre Coleman) and fifth round selections (137th overall - Aaron Laing).
- 4/25 Patriots acquire a fourth (121st overall - John Burke, TE, Virginia Tech) and a fifth round selection from Arizona in exchange for the Patriots' fourth round selection (107 overall - Perry Carter).
- 8/10 Patriots obtain RB Leroy Thompson from the Pittsburgh Steelers for the Patriots 1995 fourth-round selection (120th overall - Oliver Gibson).

1995

- 4/23 Patriots acquire Kansas City's 1995 fourth-round choice (112th overall - David Wohlbach, C, Syracuse) for the Patriots' 1996 third-round selection.
- 4/23 Patriots obtain a seventh-round pick (234th overall - Carlos Yancy, CB, Georgia) from Cleveland for their seventh-round selection (231 overall - A.C. Tellison).
- 8/11 Patriots obtain TE Jeff Wilner and WR Bill Schroeder from Green Bay for C Mike Arthur.
- 8/27 Patriots acquire DE Ferric Collons in a trade with Green Bay for past considerations.

1996

- 4/17 Patriots receive Oakland's 1996 second-round choice (57th overall - later traded back to Raiders, see next trade) for T Pat Harlow.
- 4/20 Patriots receive a 1996 third-round choice (76th overall - later traded to Detroit, see next trade), 1996 fourth-round choice (124th overall - Kantroy Barber, FB, West Virginia) and 1996 fifth-round choice (149th overall - Christian Peter, DT, Nebraska) from the Oakland Raiders for the Patriots' 1996 second-round selection (the pick was acquired from the Raiders on 4/17/96).
- 4/20 Patriots acquire Detroit's 1996 third-round selection (86th overall - Tedy Bruschi, LB, Arizona), 1996 fourth-round selection (119th overall - Chris Sullivan, DE, Boston College) and 1996 sixth-round selection (195th overall - Marrio Grier, FB, Tenn.-Chattanooga) for the Patriots' 1996 third-round selection (76th overall - the pick was obtained from the Raiders earlier on 4/20/96).

1997

No Trades

1998

- 4/19 The Patriots acquire Minnesota's 1999 third round pick (91st overall - Tony George, DB, Florida) for CB Jimmy Hitchcock.
- 8/25 The Patriots traded DT Artie Smith to Dallas for past considerations.
- 8/30 The Patriots traded DL Mike Jones to the St. Louis Rams for their 5th round pick in the 2000 NFL Draft (161st overall - Jeff Mariotti, DT, Missouri) and WR Dietrich Jells was traded to the Philadelphia Eagles for their seventh round pick in the 2000 draft (212 overall - Tim Rattay, QB, Louisiana Tech).

1999

- 3/31 The Patriots acquire Baltimore's 1999 sixth round pick (180th overall - Marcus Washington, DB, Colorado) for TE Lovett Purnell.
- 4/17 The Patriots acquire Seattle's 1999 first round pick (17th overall - Damien Woody, C, Boston College) for the Patriots' 1999 first round pick (20th), third round pick (82nd) and sixth round pick (191st).
- 4/17 The Patriots acquire Tennessee's 1999 second round pick (52nd overall - Kevin Faulk, RB, LSU) for the Patriots' 1999 second round pick (52nd) and fourth round pick (117 overall).

2000

- 4/16 The Patriots acquired San Francisco's 2001 sixth round pick for the Patriots' 2000 seventh round pick (212 overall - Tim Rattay, QB, Louisiana Tech) which was acquired from Philadelphia.
- 8/7 The Patriots acquired Dane Looker from the St. Louis Rams for a sixth round draft choice in 2002.

2001

- 4/21 The Patriots acquired Pittsburgh's 2001 second round (50 overall) and fourth round (112 overall) picks for the Patriots 2001 second round (39 overall - LB Kendrell Bell) pick.
- 4/21 The Patriots acquired Detroit's 2001 second round (48 overall - T Matt Light) pick for the Patriots 2001 second round (50 overall, from Pittsburgh) pick and sixth round (173 overall, from San Francisco) pick.
- 4/21 The Patriots acquired Minnesota's 2001 third round (86 overall - CB Brock Williams) pick and fourth round (119 overall - TE Jabari Holloway) pick for the Patriots third round (69 overall - DB Eric Kelly) pick.
- 4/22 The Patriots acquired San Diego's 2001 fourth round (96 overall - OL Kenyatta Jones) pick for the Patriots fourth round (112 overall - LB Carlos Polk) and fifth round (139 overall - LB Zeke Moreno) picks.
- 4/22 The Patriots acquired Detroit's 2001 sixth round (180 overall-TE Arther Love) and seventh round (216 overall-K Owen Pochman) pick for the Patriots 2001 fifth round (149 overall, from NY Jets) pick.
- 4/22 The Patriots acquired Jacksonville's 2002 fifth round pick for the Patriots 2001 sixth round (170th overall - G Chad Ward) pick.

2002

- 3/8 The Patriots received Green Bay's fourth round draft pick (117th overall - Jarvis Green) in the 2002 draft and a conditional pick in the 2003 draft (fourth round - 128th overall) for WR Terry Glenn.
- 4/20 The Patriots acquired the Washington Redskins first round pick (21st overall - Daniel Graham) of the 2002 draft in exchange for their 2002 first round pick (32nd overall), third round (96th overall) and seventh round (234th overall).
- 4/21 The Patriots acquired the Buffalo Bills 2003 first round choice (14th overall) in exchange for QB Drew Bledsoe.
- 4/21 The Patriots acquired the Denver Broncos fourth round pick (117th overall - Rohan Davey) in exchange for their 2002 fourth round (131st overall) and fifth round (144th overall) choices.

ALL-TIME TRADES

- 4/21 The Patriots obtained the Dallas Cowboys seventh round selection (237th overall - Antwoine Womack), along with 2003 fifth round choice, in exchange for the Patriots 2002 fifth round pick (168th overall).
- 6/27 The Patriots received an undisclosed future draft choice from St. Louis for LB Kole Ayi.
- 8/19 The Patriots traded veteran offensive tackle Grant Williams to the St. Louis Rams in exchange for a seventh round (225th overall) draft choice.

2003

- 3/6 The Patriots traded tackle Greg Randall to the Houston Texans in exchange for a fifth round (154th overall) draft choice in the 2003 draft.
- 3/6 The Patriots traded a third (81st overall) and fifth round (140th overall) selection in the 2003 draft to the Washington Redskins in exchange for a third round selection (75th overall) in 2003 and a fourth-round selection in 2004.
- 4/14 The Patriots traded safety Tebucky Jones to the New Orleans Saints for a third round pick (78th overall) and seventh-round pick (239th overall) in the 2003 draft, as well as a fourth round pick in the 2004 draft (113th overall).
- 4/25 The Patriots traded a third round pick in 2003 (78th overall) to the Miami Dolphins for their second round pick in the 2004 draft.
- 4/26 The Patriots traded a first round pick in 2003 (14th overall) and a 2003 six round pick (193rd overall) to Chicago for their first round pick (13th overall - DT Ty Warren).
- The Patriots traded a first round pick in 2003 (19th overall) to Baltimore for a 2003 second round pick (41st overall) and their 2004 first round pick (21st overall - DT Vince Wilfork).
- The Patriots traded a second round pick (41st overall) and a third round pick (75th overall) to the Houston Texans for a second round pick (36th overall - DB Eugene Wilson) and a fourth round pick (117th overall - DL Dan Klecko).
- The Patriots traded a second round pick (50th overall) and a fourth round pick (120th overall) to the Carolina Panthers for a second round pick (45th overall - WR Bethel Johnson).
- 4/27 The Patriots traded a fourth round pick in 2003 (128th overall) and a fifth round pick in 2003 (157th overall) to the Denver Broncos for a fourth round pick in 2003 (120th overall - CB Asante Samuel).
- The Patriots traded a fifth round pick in 2003 (154th overall) and a seventh round pick in 2003 (225th overall) to the Tennessee Titans for a fifth round pick in 2003 (164th overall - C Dan Koppen), a sixth round pick in 2003 (201st overall - QB Kliff Kingsbury) and a seventh round pick in 2003 (243rd overall - NT Ethan Kelley).
- 8/19 The Patriots acquired NT Ted Washington from the Chicago Bears in exchange for a 2004 fourth round pick (104th overall - DT Isaac Sopoaga).
- 8/26 The Patriots acquired G Jamil Soriano from the Chicago Bears for a conditional draft pick.

2004

- 4/19 The Patriots acquired RB Corey Dillon from the Cincinnati Bengals for a 2004 second round draft pick (56th overall - DB Madiou Williams).
- 8/17 The Patriots traded LB Quinn Dorsey to the Chicago Bears for a conditional draft pick.

2005

- 3/4 The Patriots acquired CB Duane Starks from the Arizona Cardinals along with a fifth round pick in the 2005 draft (145th overall - Traded to Detroit) in exchange for a third round pick (95th overall - LB Darryl Blackstock) and a fifth round pick (168th overall - LB Lance Mitchell).
- 4/23 The Patriots traded a second round choice in the 2005 draft (64th overall - T Adam Terry) to the Baltimore Ravens in exchange for a third round selection in 2005 (84th overall - CB Ellis Hobbs), a sixth round choice in 2005 (195th overall - Traded to Green Bay) and Baltimore's third round pick in the 2006 draft.
- 4/24 The Patriots traded a fifth round pick in the 2005 draft (145th overall - QB Dan Orlovsky) and a sixth round choice in the 2005 draft (206th overall - DE Jonathan Goddard) to the Detroit Lions in exchange for Detroit's fourth round pick in the 2006 draft.
- 4/24 The Patriots traded a sixth round pick in the 2005 draft (195th overall - WR Craig Bragg) and a seventh round pick in the 2005 draft (246th overall G William Whitticker) to the Green Bay Packers in exchange for a sixth round selection in the 2005 draft (175th overall - Traded to Oakland).
- 4/24 The Patriots traded a sixth round choice in the 2005 draft (175th overall - Anttaj Hawthorne) to the Oakland Raiders in exchange for a seventh round pick in the 2005 draft (230th overall - QB Matt Cassel) and Oakland's fifth round selection in the 2006 draft.



WBCN
104.1 FM

THE *Rock* OF BOSTON

FOLLOW YOUR

WORLD CHAMPION

New England Patriots

ON THE WBCN

PATRIOTS ROCK

RADIO NETWORK

ALL-TIME RESULTS



ALL-TIME PRESEASON RESULTS

ALL-TIME PRESEASON RESULTS

1960	4-1					
7/30	W	28-7	at	Buffalo	16,000	
8/5	W*	43-6		Denver	4,706	
8/14	L	24-14		Dallas Texans	11,000	
8/21	W	21-0	\$	Buffalo	7,500	
8/28	W	28-14	#	Oakland	4,000	

*-at Providence #-at Worcester *-at Amherst

1961	3-1					
8/10	W	14-3		N.Y. Titans	15,387	
8/19	L	17-14	*	N.Y. Titans	73,916	
8/25	W	28-10	\$	Buffalo	4,762	
9/1	W	15-12	at	Buffalo	9,022	

*-at Philadelphia \$-at Providence

1962	2-3					
8/11	L	21-20	*	Oakland	9,000	
8/15	W	12-7	at	Buffalo	22,112	
8/18	L	20-10	\$	Houston Oilers	31,000	
8/25	W	17-10	#	N.Y. Titans	11,118	
9/1	L	7-6		Buffalo	8,783	

*-at Providence \$-at New Orleans #-at Lowell, Mass.

1963	0-5					
8/4	L	24-17	at	Oakland	9,721	
8/10	L	50-17	at	San Diego	16,427	
8/14	L	21-20	*	Houston Oilers	9,387	
8/24	L	24-14	at	Buffalo	17,687	
9/1	L	22-20	\$	N.Y. Jets	12,500	

*-at Lowell, Mass. \$-at New Brunswick, N.J.

1964	0-5					
8/9	L	38-7		Houston Oilers	20,087	
8/18	L	23-7	*	N.Y. Jets	6,390	
8/22	L	21-20	\$	N.Y. Jets	11,500	
8/28	L	24-14	at	Buffalo	12,566	
9/5	L	27-17	at	Denver	20,568	

*-at Lowell, Mass. \$-at New Brunswick, N.J.

1965	0-5					
8/8	L	23-0		Buffalo	23,674	
8/13	L	26-16	*	N.Y. Jets	8,000	
8/21	L	27-6	at	Houston Oilers	30,142	
8/28	L	17-0	\$	N.Y. Jets	9,217	
9/4	L	34-7	at	Kansas City	15,157	

*-at Allentown, Pa. \$-at Norfolk, Va.

1966	1-3					
8/7	L	19-13		Buffalo	23,291	
8/20	W	21-10	*	Oakland	36,038	
8/27	L	31-13	at	San Diego	11,894	
9/1	L	41-3	\$	N.Y. Jets	2,000	

*-at Anaheim, Calif. \$-at Mobile, Ala.

1967	1-3					
4/8	L	55-13	*	N.Y. Jets	16,000	
8/13	L	33-3		Baltimore Colts	29,313	
8/20	W	13-10	\$	Buffalo	15,300	
8/26	L	13-7		Washington	15,523	

*-at Bridgeport, Conn. \$-at Rochester, N.Y.

1968	1-3					
8/10	L	19-0	at	New Orleans	54,400	
8/17	L	25-3	*	N.Y. Jets	14,000	
8/23	W	19-17	\$	Miami	15,003	
9/2	L	22-20		Philadelphia	31,404	

*-at Richmond, Va. \$-at Jacksonville, Fla.

1969	2-3					
8/10	W	21-13	*	Cincinnati	16,900	
8/17	L	34-16		Atlanta	24,084	
8/25	L	22-9	\$	Detroit	8,212	
8/31	W	26-10	#	Denver	18,375	
9/6	L	13-0	%	Miami	18,000	

*-at Bowling Green, Ohio \$-at Shreveport, La #-at Jacksonville, Fla. %-at Birmingham, Ala.

1970	0-4					
8/16	L	45-21		Washington	25,584	
8/29	L	26-0	*	New Orleans	32,000	
9/4	L	31-3		Pittsburgh	22,000	
9/11	L	16-14	#	Denver	17,832	

*-at Jackson, Miss. \$-at Shreveport, La #-at Salt Lake City, Utah

1971	1-5					
8/8	L	17-10	at	Minnesota	31,813	
8/15	W	20-14		N.Y. Giants	60,423	
8/22	L	28-14	at	Buffalo	31,610	
8/29	L	31-21		L.A. Rams	53,271	
9/5	L	45-35		Atlanta	48,631	
9/10	L	38-9	*	N.Y. Jets	28,082	

*-at Memphis, Tenn.

ALL-TIME PRESEASON STANDINGS

TEAM	W	L	T	PCT.	PF	PA	ATTENDANCE
Arizona/Phoenix/St. Louis	1	1	0	.500	21	62	73,899
Atlanta Falcons	5	5	0	.500	236	246	391,289
Baltimore Ravens	0	0	0	.000	0	0	0
Buffalo Bills	6	7	0	.462	191	201	211,895
Carolina Panthers	3	2	0	.600	112	75	326,130
Chicago Bears	2	0	0	1.000	65	40	119,328
Cincinnati Bengals	1	3	0	.250	55	84	121,896
Cleveland Browns	1	2	0	.333	57	52	111,733
Dallas Cowboys	4	1	0	.800	123	74	325,524
Denver Broncos	3	5	0	.375	193	176	247,066
Detroit Lions	2	4	0	.333	103	168	261,245
Green Bay Packers	6	6	0	.500	211	198	553,975
Houston Texans	0	0	0	.000	0	0	0
Indianapolis/Baltimore	0	2	0	.000	17	67	72,099
Jacksonville Jaguars	0	1	0	.000	0	31	68,756
Dallas Texans/KC Chiefs	3	3	0	.500	132	112	174,795
Miami Dolphins	1	1	0	.500	19	30	33,003
Minnesota Vikings	3	2	0	.600	105	96	231,722
New Orleans Saints	4	3	0	.571	140	126	290,295
New York Giants	5	9	0	.357	226	235	647,720
New York Titans/Jets	2	10	0	.167	129	298	238,110
Oakland/L.A. Raiders	5	6	1	.434	269	246	435,870
Philadelphia Eagles	9	8	0	.529	346	278	789,625
Pittsburgh Steelers	1	4	0	.200	66	122	228,715
San Diego Chargers	2	5	0	.286	118	178	175,438
San Francisco 49ers	1	3	0	.250	55	51	92,568
Seattle Seahawks	1	1	0	.500	40	42	105,693
St. Louis/L.A. Rams	4	4	0	.500	155	142	360,655
Tampa Bay Buccaneers	1	5	0	.166	86	197	355,787
Tennessee/Houston	0	5	0	.000	57	133	138,729
Washington Redskins	11	7	0	.611	407	367	809,994
TOTALS	88	114	1	.436	3,732	4,127	7,993,454

1972	2-4					
8/5	L	31-24	at	Oakland	53,661	
8/12	L	29-20	at	Philadelphia	30,000	
8/20	W	27-17		Chicago	50,892	
8/27	L	31-10		N.Y. Giants	51,470	
9/2	L	49-24	at	Denver	37,128	
9/10	W	34-30		Detroit	47,684	

1973	1-5-1					
7/28	L	20-7	*	San Francisco	19,685	
8/5	T	17-17		Oakland	43,914	
8/12	L	13-7		N.Y. Giants	49,209	
8/18	L	27-10	at	Atlanta	56,239	
8/25	W	31-6	at	New Orleans	64,131	
9/2	L	35-14		Washington	50,369	
9/7	L	34-21	at	Detroit	50,104	

*-at Canton, Ohio

1974	4-2					
8/2	W	21-16	at	Washington	16,405	
8/11	L	21-6		N.Y. Giants	17,992	
8/18	W	7-3		New Orleans	20,546	
8/24	W	23-14	at	San Diego	18,903	
8/31	L	27-21	*	Denver	18,000	
9/8	W	27-17		Philadelphia	35,412	

*-at Spokane, Wash

1975	3-2					
8/10	L	28-14		N.Y. Giants	40,726	
8/17	W	36-10		Minnesota	40,218	
8/22	L	24-10	at	Philadelphia	40,156	
8/30	W	20-17	*	Green Bay OT	51,769	
9/7	W	31-24		San Diego	39,502	

*-at Milwaukee

1976	3-3					
8/1	W	13-7		N.Y. Giants OT	30,032	
8/6	L	26-17	*	San Diego	23,800	
8/15	L	16-14		Green Bay	30,552	
8/21	W	28-17	at	Atlanta	30,619	
8/30	L	30-27	at	Cleveland	36,016	
9/5	W	27-7		Philadelphia	32,254	

*-at Norman, Okla.

ALL-TIME PRESEASON RESULTS

1977	5-1				
8/6	W	19-3	at	N.Y. Giants	44,471
8/13	W	38-3	*	Green Bay	53,244
8/22	L	21-10	at	Philadelphia	28,025
8/28	W	13-10		Pittsburgh OT	43,779
9/4	W	45-7		Washington	41,053
9/11	W	29-10		Atlanta	41,346

*-at Milwaukee, Wisc.

1978	4-0				
8/5	W	14-7	at	L.A. Rams	60,134
8/12	W	21-7	at	Oakland	53,335
8/20	W	24-7		Kansas City	39,043
8/27	W	21-10		Cleveland	42,696

1979	2-2				
8/4	W	37-14	at	Atlanta	59,725
8/12	L	15-3		L.A. Rams	44,955
8/19	W	35-14		Oakland	45,518
8/24	L	20-17	at	Denver OT	75,103

1980	1-3				
8/11	W	35-31	at	L.A. Rams	66,656
8/16	L	31-29	at	Oakland	41,649
8/24	L	23-17		Philadelphia	45,207
8/29	L	30-23	at	Seattle	64,759

1981	4-0				
8/10	W	34-21	at	L.A. Rams	69,006
8/15	W	17-16	at	Tampa Bay	66,553
8/22	W	23-21		Oakland	43,032
8/30	W	19-10		Washington	44,078

1982	1-3				
8/14	L	24-20	*	Pittsburgh	93,251
8/20	L	14-7	at	Philadelphia	56,431
8/28	L	36-21	at	Dallas	50,118
9/4	W	41-27		Green Bay	39,888

*-at Knoxville, Tenn.

1983	0-4				
8/6	L	27-16	*	Pittsburgh	42,816
8/14	L	17-15	at	San Francisco	50,043
8/20	L	13-7	at	L.A. Rams	40,190
8/26	L	41-21	at	Tampa Bay	52,108

*-at Knoxville, Tenn.

1984	2-2				
8/3	L	48-20		N.Y. Giants	34,751
8/11	L	23-13	at	Buffalo	19,578
8/17	W	31-27	at	Washington	35,932
8/24	W	36-7		Kansas City	22,721

1985	1-3				
8/10	L	32-20		New Orleans	27,014
8/17	W	31-13	at	Kansas City	35,162
8/23	L	37-36	at	Washington	50,538
8/31	L	14-13	at	L.A. Rams	39,911

1986	4-1				
8/2	W	21-16	*	St. Louis Cardinals	22,739
8/10	W	18-7		Washington	37,335
8/16	W	38-34	at	New Orleans	54,364
8/22	L	24-10	at	L.A. Raiders	44,352
8/30	W	16-9	at	Green Bay	50,642

*-at Canton, Ohio

1987	2-2				
8/16	L	19-17		N.Y. Giants	50,014
8/23	L	19-13		Philadelphia OT	38,734
8/29	W	38-27	at	Minnesota	49,339
9/4	W	14-13	*	Atlanta	52,508

*-at Jacksonville, Fla.

1988	1-3				
8/6	L	34-30		Atlanta	32,949
8/13	L	27-14	*	Houston Oilers	48,113
8/20	W	24-21	at	Philadelphia	41,502
8/26	L	27-21		Cincinnati	30,941

*-at Memphis, Tenn.

1989	2-2				
8/12	L	20-17		N.Y. Giants	32,398
8/19	W	17-12	*	Seattle	48,746
8/26	W	23-7	at	Atlanta	21,118
9/1	L	16-0		Green Bay	26,549

*-at St. Louis

1990	0-4				
8/9	L	30-14	*	Pittsburgh	26,869
8/18	L	44-10	\$	Tampa Bay	51,066
8/24	L	13-10		Cincinnati OT	23,768
8/31	L	45-14		Atlanta	24,106

*-at Montreal \$-at Jacksonville, Fla.

1991	1-3				
8/3	L	28-7	at	Green Bay	52,852
8/10	L	27-6		Washington	16,757
8/17	L	46-0	at	Phoenix Cardinals	51,070
8/24	W	24-6		N.Y. Giants	21,147

1992	1-3				
8/8	L	34-14	at	Indianapolis	42,786
8/14	L	20-10		San Diego	18,626
8/22	L	42-9	at	Detroit	53,682
8/29	W	34-10	at	Green Bay	47,152

1993	1-3				
8/7	L	13-7	at	San Diego	46,286
8/14	L	12-9	*	Cleveland	33,021
8/20	W	21-17		Green Bay	24,309
8/27	L	27-20		Kansas City	46,501

*-at Toronto

1994	3-1				
8/5	W	24-6		New Orleans	37,800
8/13	W	28-10	at	L.A. Rams	24,847
8/18	W	27-17		Washington	45,394
8/26	L	24-20	at	Green Bay	57,722

1995	1-3				
8/4	L	30-17		Detroit	52,634
8/12	W	21-14		Minnesota	56,241
8/17	L	31-7	at	Philadelphia	53,072
8/25	L	32-24	at	Oakland	51,709

1996	3-1				
8/2	L	24-7	at	Green Bay	57,918
8/12	W	31-7	at	Dallas	57,874
8/18	W	37-10		Philadelphia	55,606
8/23	W	27-19		Washington	48,242

1997	3-1				
7/31	L	7-3	at	Green Bay	60,778
8/8	W	16-10		Dallas	60,292
8/17	W	31-21		Denver	55,354
8/21	W	28-14	at	Philadelphia	40,000

1998	3-2				
8/2	L	14-13	at	San Francisco	46,374
8/9	L	28-0		Minnesota	54,111
8/17	W	21-3	*	Dallas	106,424
8/22	W	20-17	at	Washington	63,781
8/29	W	24-7		Philadelphia	59,001

*-at Mexico City

1999	1-3				
8/13	L	20-14		Washington	53,440
8/21	W	34-14		Dallas	50,816
8/28	L	45-14	at	Tampa Bay	64,092
9/2	L	23-20	at	Carolina	52,976

2000	3-2				
7/31	W	20-0	*	San Francisco	22,840
8/4	W	13-0	at	Detroit	48,929
8/11	L	30-20	at	Washington	67,511
8/20	L	31-21		Tampa Bay	60,292
8/24	W	29-21		Carolina	60,292

*-at Canton, Ohio

2001	3-1				
8/10	W	14-0		N.Y. Giants	60,292
8/18	W	23-8	at	Carolina	71,597
8/25	L	20-3	at	Tampa Bay	65,444
8/30	W	33-13		Washington	60,292

2002	3-1				
8/10	L	22-19	at	N.Y. Giants	76,359
8/17	W	16-15		Philadelphia	68,436
8/23	W	23-3		Carolina	68,436
8/29	W	28-14	at	Washington	70,118

2003	4-0				
8/10	W	26-6		N.Y. Giants	68,436
8/17	W	20-13	at	Washington	68,980
8/23	W	24-12	at	Philadelphia	66,279
8/29	W	38-23		Chicago	68,436

2004	1-3				
8/13	W	24-6		Philadelphia	68,756
8/21	L	31-3	at	Cincinnati	50,287
8/28	L	20-17	at	Carolina	72,829
9/2	L	31-0		Jacksonville	68,756

45-year record: 88-114-1 (.436)

ALL-TIME SERIES STANDINGS

ALL-TIME RECORD VS. OPPONENTS

(Includes Regular Season and Playoff Games)

TEAM	GP	W	L	T	PCT	PF	PA
Arizona/Phoenix/St. Louis Cardinals	11	5	6	0	.455	191	215
Atlanta Falcons	10	4	6	0	.400	162	239
Baltimore Ravens	3	3	0	0	1.000	90	44
Buffalo Bills	90	49	40	1	.550	1,808	1,688
Carolina Panthers	3	2	1	0	.667	87	55
Chicago Bears	10	6	4	0	.600	194	176
Cincinnati Bengals	19	11	8	0	.579	330	421
Cleveland Browns	20	8	12	0	.400	317	358
Dallas Cowboys	9	2	7	0	.222	136	191
Denver Broncos	38	15	23	0	.395	766	898
Detroit Lions	8	4	4	0	.500	132	169
Green Bay Packers	8	3	5	0	.375	134	223
Houston Texans	1	1	0	0	1.000	23	20
Indianapolis/Baltimore Colts	67	43	24	0	.642	1,568	1,187
Jacksonville Jaguars	5	4	1	0	.800	111	89
Kansas City Chiefs/Dallas Texans	29	11	15	3	.431	586	716
Miami Dolphins	79	33	46	0	.418	1,533	1,747
Minnesota Vikings	9	5	4	0	.556	171	212
New Orleans Saints	10	7	3	0	.700	229	197
New York Giants	7	4	3	0	.571	104	108
New York Titans/Jets	90	42	47	1	.472	1,971	1,965
Oakland/Los Angeles Raiders	30	14	15	1	.483	638	743
Philadelphia Eagles	10	4	6	0	.400	196	221
Pittsburgh Steelers	21	8	13	0	.381	413	449
San Diego/Los Angeles Chargers	32	17	13	2	.563	747	645
San Francisco 49ers	10	3	7	0	.300	168	243
Seattle Seahawks	14	7	7	0	.500	274	250
St. Louis/Los Angeles Rams	10	5	5	0	.500	200	199
Tampa Bay Buccaneers	5	3	2	0	.600	96	83
Tennessee Titans /Houston Oilers	37	20	16	1	.555	855	771
Washington Redskins	7	1	6	0	.143	102	141
Patriots Totals	702	344	349	9	.496	14,291	14,627

PATRIOTS IN PRIME TIME

The Patriots have played in 59 prime-time games in their history and have a 27-32 record in those games. In 2005, New England will play in prime time on four occasions, including the season-opener against the Oakland Raiders on Thursday, Sept. 7, at 9:00 p.m. on ABC. Additionally, the Patriots will appear on Monday Night Football twice (vs. Indianapolis on Nov. 7 and at N.Y. Jets on Dec. 26), and will host Buffalo in a Sunday night matchup (10/30). Below are the Patriots' all-time prime-time results.

MONDAY NIGHT FOOTBALL

ABC (11-20)

Date	W/L	Score	Opponent
11/06/72	L	17-24	Baltimore
12/01/75	L	7-20	at Miami
10/18/76	L	41-7	N.Y. Jets
09/26/77	W	27-30	at Cleveland
09/18/78	L	27-34	Baltimore
12/18/78	L	3-23	Miami
09/03/79	L	13-16*	Pittsburgh
10/01/79	L	14-27	at Green Bay
09/28/80	W	23-14	Denver
11/10/80	L	34-38	at Houston
12/08/80	L	13-16*	at Miami
09/18/81	L	35-21	Dallas
12/16/85	L	27-30	at Miami
12/22/86	W	34-27	at Miami
09/21/87	L	24-43	at N.Y. Jets
12/28/87	W	24-10	at Miami
10/23/95	W	27-14	Buffalo
10/06/97	L	13-34	at Denver
10/27/97	L	10-28	Green Bay
12/22/97	W	14-12	at Miami
09/07/98	L	21-27	at Denver
10/19/98	L	14-24	N.Y. Jets
11/23/98	W	26-23	Miami
09/11/99	L	17-24	N.Y. Jets
09/11/00	L	19-20	at N.Y. Jets
12/04/00	W	30-24	Kansas City
09/09/02	W	30-14	Pittsburgh

12/16/02	L	7-24	at Tennessee
11/03/03	W	30-26	at Denver
11/22/04	W	27-19	at Kansas City
12/20/04	L	28-29	at Miami

SUNDAY NIGHT FOOTBALL

Overall on Sunday nights (12-11)
ESPN (9-7); ABC (1-0); TNT (2-4)

Date	W/L	Score	Opponent
11/08/87	L	10-17	at N.Y. Giants
11/20/88	W	6-3	at Miami
12/10/89	L	10-31	at Miami
11/10/91	L	20-30	at Miami
11/27/94	W	12-10	at Indianapolis
12/23/95	L	7-10	at Indianapolis
12/01/96	W	45-7	at San Diego
09/13/98	W	29-6	Indianapolis
09/26/99	W	16-14	N.Y. Giants
12/05/99	W	13-6	Dallas
11/18/01	L	17-24	St. Louis
11/17/02	L	20-27	at Oakland
12/22/02	L	17-30	N.Y. Jets
11/16/03	W	12-0	Dallas
12/20/03	W	21-16	at N.Y. Jets
11/14/04	W	29-6	Buffalo

TNT SUNDAY NIGHT FOOTBALL

Date	W/L	Score	Opponent
10/18/90	L	10-17	at Miami
10/04/92	L	21-30	at N.Y. Jets
09/26/93	L	7-45	at N.Y. Jets
10/08/95	L	3-37	Denver
10/27/96	W	28-25	Buffalo
09/14/97	W	27-24*	N.Y. Jets

ABC SUNDAY NIGHT FOOTBALL

Date	W/L	Score	Opponent
09/24/78	W	21-14	at Oakland

THURSDAY NIGHT FOOTBALL

ABC (2-1)

Date	W/L	Score	Opponent
11/29/79	L	24-39	at Miami
09/11/86	W	20-6	at N.Y. Jets
09/09/04	W	27-24	Indianapolis

PRIME-TIME PLAYOFF GAMES

CBS (2-0)

Date	W/L	Score	Opponent
01/19/02	W	16-13*	Oakland
01/10/04	W	17-14	Tennessee

* Overtime

SERIES RESULTS

(includes playoff games)

ARIZONA CARDINALS

Cardinals 6, Patriots 5

11/08/70	L	0-31	A
11/02/75	L	17-24	A
09/10/78	W	16-6	A
11/29/81	L	20-27	H
12/02/84	L	10-33	H
11/25/90	L	14-34	A
09/29/91	L	10-24	A
10/10/93	W	23-21	A
09/15/96	W	31-0	H
10/31/99	W	27-3	A
09/19/04	W	23-12	A

Note: Franchise located in St. Louis from 1960-87, Named Phoenix Cardinals from 1988-94

ATLANTA FALCONS

Falcons 6, Patriots 4

09/24/72	W	21-20	H
12/04/77	W	16-10	A
09/14/80	L	21-37	H
10/30/83	L	13-24	A
11/02/86	W	25-17	H
10/15/89	L	15-16	A
11/29/92	L	0-34	A
10/01/95	L	17-30	A
11/08/98	L	10-41	H
11/04/01	W	24-10	A

BALTIMORE RAVENS

Patriots 3, Ravens 0

10/06/96	W	46-38	A
01/02/00	W	20-3	H
11/28/04	W	24-3	H

BUFFALO BILLS

Patriots 49, Bills 40 (1 Tie)

09/23/60	L	0-13	H
12/04/60	L	14-38	A
09/23/61	W	23-21	A
10/22/61	W	52-21	H
11/03/62	T	28-28	A
11/23/62	W	21-10	H
10/26/63	L	21-28	A
12/01/63	W	17-7	H
12/28/63*	W	26-8	A
11/15/64	W	36-28	A
12/20/64	L	14-24	H
09/11/65	L	7-24	A
11/07/65	L	7-23	H
10/08/66	W	20-10	A
12/04/66	W	14-3	H
09/24/67	W	23-0	A
12/09/67	L	16-44	H
09/08/68	W	16-7	A
10/20/68	W	23-6	H
10/11/69	L	16-23	A
11/23/69	W	35-21	H
11/01/70	L	10-45	H
11/29/70	W	14-10	A
11/14/71	W	38-33	H
11/28/71	L	20-27	A
10/08/72	L	14-38	A
11/19/72	L	24-27	H
09/16/73	L	13-31	H
12/09/73	L	13-37	A
10/20/74	L	28-30	A
11/03/74	L	28-29	H
11/23/75	L	31-45	A
12/14/75	L	14-34	H
10/24/76	W	26-22	A
11/07/76	W	20-10	H
11/06/77	L	14-24	H
12/20/77	W	20-7	A
11/05/78	W	14-10	A
12/10/78	W	26-24	H

11/04/79	W	26-6	A
11/25/79	L	13-16	OT H
10/26/80	L	13-31	A
12/14/80	W	24-2	H
11/22/81	L	17-20	A
12/13/81	L	10-19	H
01/02/83	W	30-19	H
10/23/83	W	31-0	A
11/06/83	W	21-7	H
09/02/84	W	21-17	A
11/11/84	W	38-10	H
09/22/85	W	17-14	A
10/13/85	W	14-3	H
10/26/86	W	23-3	A
11/23/86	W	22-19	H
10/01/87	W	14-7	H
12/20/87	W	13-7	A
09/18/88	L	14-16	H
10/23/88	L	20-23	A
10/01/89	L	10-31	A
11/19/89	W	33-24	H
10/28/90	L	10-27	H
11/18/90	L	0-14	A
11/03/91	L	17-22	A
11/24/91	W	16-13	H
09/27/92	L	7-41	H
11/01/92	L	7-16	A
09/05/93	L	14-38	A
11/07/93	L	10-13	OT H
09/11/94	L	35-38	H
12/18/94	W	41-17	A
10/23/95	W	27-14	H
11/26/95	W	35-25	A
09/08/96	L	10-17	A
10/27/96	W	28-25	H
10/12/97	W	33-6	H
11/09/97	W	31-10	A
11/15/98	L	10-13	A
11/29/98	W	25-21	H
11/28/99	L	7-17	A
12/26/99	L	10-13	OT H
11/05/00	L	13-16	OT H
12/17/00	W	13-10	OT A
11/11/01	W	21-11	H
12/16/01	W	12-9	OT A
11/03/02	W	38-7	A
12/08/02	W	27-17	H
09/07/03	L	0-31	A
12/27/03	W	31-0	H
10/03/04	W	31-17	A
11/14/04	W	29-6	H

* = Playoffs

CAROLINA PANTHERS

Patriots 2, Panthers 1

10/29/95	L	17-20	OT H
01/06/02	W	38-6	A
02/01/04*	W	32-29	N

* = Super Bowl XXXVIII

CHICAGO BEARS

Patriots 6, Bears 4

10/21/73	W	13-10	A
10/14/79	W	27-7	A
12/05/82	L	13-26	A
09/15/85	L	7-20	A
01/26/86*	L	10-46	N
10/30/88	W	30-7	H
12/24/94	W	13-3	A
09/21/97	W	31-3	H
12/10/00	L	17-24	A
11/10/02	W	33-30	A

Note: The game on Nov. 10, 2002 was played in Champaign, Ill.

* = Super Bowl XX

CINCINNATI BENGALS

Patriots 11, Bengals 8

12/01/68	W	33-14	H
11/16/69	W	25-14	A
12/20/70	L	7-45	A
09/17/72	L	7-31	H
10/12/75	L	10-27	A
10/15/78	W	10-3	A
09/16/79	W	20-14	H
10/14/84	W	20-14	H
12/22/85	W	34-23	H
12/07/86	L	7-31	H
10/16/88	W	27-21	H
09/23/90	L	7-41	A
12/22/91	L	7-29	A
12/20/92	L	10-20	A
12/12/93	W	7-2	H
09/18/94	W	31-28	A
11/19/00	W	16-13	H
09/09/01	L	17-23	A
12/12/04	W	35-28	H

CLEVELAND BROWNS

Browns 12, Patriots 8

11/21/71	L	7-27	A
11/10/74	L	14-21	H
09/26/77	L	27-30	OT H
09/07/80	W	34-17	H
11/21/82	L	7-10	A
11/20/83	L	0-30	H
10/07/84	W	17-16	A
10/06/85	L	20-24	A
10/04/87	L	10-20	H
09/08/91	L	0-20	H
10/25/92	L	17-19	H
12/19/93	W	20-17	A
11/06/94	L	6-13	A
01/01/95*	L	13-20	A
09/03/95	W	17-14	H
10/03/99	W	19-7	A
11/12/00	L	11-19	A
12/09/01	W	27-16	H
10/26/03	W	9-3	H
12/05/04	W	42-15	A

* = Playoffs

DALLAS COWBOYS

Cowboys 7, Patriots 2

10/24/71	L	21-44	A
11/16/75	L	31-34	H
12/03/78	L	10-17	A
09/21/81	L	21-35	H
11/22/84	L	17-20	A
11/15/87	L	17-23	OT H
12/15/96	L	6-12	A
12/05/99	W	13-6	H
11/16/03	W	12-0	H

DENVER BRONCOS

Denver 23, Patriots 15

09/09/60	L	10-13	H
10/23/60	L	24-31	A
09/16/61	W	45-17	H
12/03/61	W	28-24	A
09/21/62	W	41-16	H
11/11/62	W	33-29	A
09/29/63	L	10-14	A
10/18/63	W	40-21	H
10/04/64	W	39-10	A
11/20/64	W	12-7	H
09/24/65	L	10-27	H
12/12/65	W	28-20	A
09/18/66	W	24-10	A
11/06/66	L	10-17	H
09/03/67	L	21-26	A

SERIES RESULTS

09/29/68	W	20-17	A
11/03/68	L	14-35	H
09/14/69	L	7-35	A
12/17/72	L	21-45	A
11/28/76	W	38-14	H
11/11/79	L	10-45	A
09/29/80	W	23-14	H
11/04/84	L	19-26	A
09/28/86	L	20-27	A
01/04/87*	L	17-22	A
12/06/87	L	20-31	A
12/17/88	L	10-21	A
10/27/91	L	6-9	H
12/01/91	L	3-20	A
10/08/95	L	3-37	H
11/17/96	L	8-34	H
10/06/97	L	13-34	A
09/07/98	L	21-27	A
10/24/99	W	24-23	H
10/01/00	W	28-19	A
10/28/01	L	20-31	A
10/27/02	L	16-24	A
11/03/03	W	30-26	A

* = Playoffs

DETROIT LIONS

Patriots 4, Lions 4

09/26/71	L	7-34	H
10/10/76	L	10-30	A
10/07/79	W	24-17	H
12/08/85	W	23-6	H
09/12/93	L	16-19	OT H
09/25/94	W	23-17	A
11/23/00	L	9-34	A
11/28/02	W	20-12	A

GREEN BAY PACKERS

Packers 5, Patriots 3

11/18/73	W	33-24	H
10/01/79	L	14-27	A
09/08/85	W	26-20	H
10/09/88	L	3-45	A
10/02/94	W	17-16	H
01/26/97*	L	21-35	N
10/27/97	L	10-28	H
10/13/02	L	10-28	H

Note: 1988 game was played in Milwaukee

* = Super Bowl XXXI

HOUSTON TEXANS

Patriots 1, Texans 0

11/23/03	W	23-20	OT A
----------	---	-------	------

INDIANAPOLIS COLTS

Patriots 43, Colts 24

10/04/70	L	6-14	H
10/25/70	L	3-27	A
10/03/71	L	3-23	H
12/19/71	W	21-17	A
11/06/72	L	17-24	H
11/26/72	L	0-31	A
10/07/73	W	24-16	H
12/16/73	L	13-18	A
10/06/74	W	42-3	H
11/24/74	W	27-17	A
10/19/75	W	21-10	H
12/21/75	L	21-34	A
09/12/76	L	13-27	H
11/14/76	W	21-14	A
10/23/77	W	17-3	H
12/18/77	L	24-30	H
09/18/78	L	27-34	H
11/26/78	W	35-14	A
10/10/79	L	26-31	A
11/18/79	W	50-21	H
10/19/80	W	37-21	A
11/23/80	W	47-21	H
09/06/81	L	28-29	H
12/20/81	L	21-23	A
09/12/82	W	24-13	A

09/04/83	L	23-29	OT H
10/09/83	L	7-12	A
11/18/84	W	50-17	H
12/16/84	W	16-10	A
11/10/85	W	34-15	H
12/01/85	W	38-31	A
09/07/86	W	33-3	H
11/09/86	W	30-21	A
10/25/87	L	16-30	A
11/22/87	W	24-0	H
10/02/88	W	21-17	H
10/29/89	W	23-20	OT A
11/27/88	L	21-24	A
12/03/89	W	22-16	H
09/16/90	W	16-14	A
11/11/90	L	10-13	H
09/01/91	W	16-7	A
12/08/91	W	23-17	OT H
11/15/92	W	37-34	OT A
12/06/92	L	0-6	H
10/31/93	L	6-9	A
12/26/93	W	38-0	H
11/27/94	W	12-10	A
12/11/94	W	28-13	H
11/19/95	L	10-24	H
12/23/95	L	7-10	A
10/20/96	W	27-9	A
11/24/96	W	27-13	H
09/07/97	W	31-6	A
11/30/97	W	20-17	H
09/13/98	W	29-6	H
11/01/98	W	21-16	A
09/19/99	W	31-28	H
12/12/99	L	15-20	A
10/08/00	W	24-16	H
10/22/00	L	23-30	A
09/30/01	W	44-13	H
10/21/01	W	38-17	A
11/30/03	W	38-34	A
01/18/04*	W	24-14	H
09/09/04*	W	27-24	H
01/16/05*	W	20-3	H

Note: Franchise located in Baltimore from 1947-83

* = Playoffs

JACKSONVILLE JAGUARS

Patriots 4, Jaguars 1

09/22/96	W	28-25	OT H
01/12/97*	W	20-6	H
12/07/97	W	26-20	A
01/03/99*	L	10-25	A
12/14/03	W	27-13	H

* = Playoffs

KANSAS CITY CHIEFS

Chiefs 15, Patriots 11 (3 Ties)

11/18/60	W	42-14	H
12/11/60	L	0-34	A
10/29/61	W	18-17	A
11/03/61	W	28-21	H
09/08/62	L	28-42	A
10/12/62	L	7-27	H
11/17/63	T	24-24	H
12/14/63	L	3-35	A
10/23/64	W	24-7	H
12/06/64	W	31-24	A
10/03/65	L	17-27	A
11/21/65	T	10-10	H
09/25/66	L	24-43	H
11/20/66	T	27-27	H
12/12/67	L	10-33	H
11/17/68	L	17-31	A
09/21/69	L	0-31	H
10/11/70	L	10-23	A
09/23/73	L	7-10	H
09/18/77	W	21-17	H
10/04/81	W	33-17	H
12/02/90	L	7-37	H
12/13/92	L	20-27	A

10/15/95	L	26-31	A
10/11/98	W	40-10	H
10/10/99	L	14-16	A
12/04/00	W	30-24	H
09/22/02	W	41-38	OT H
11/22/04	W	27-19	A

Note: Franchise located in Dallas (as Dallas Texans) from 1960-62

MIAMI DOLPHINS

Dolphins 46, Patriots 33

11/27/66	W	20-14	A
10/15/67	W	41-10	H
12/17/67	L	32-41	A
11/24/68	L	10-34	H
12/08/68	L	7-38	A
11/09/69	L	16-17	H
11/30/69	W	38-23	A
09/20/70	W	27-14	H
12/06/70	L	20-37	A
10/17/71	L	3-41	A
12/05/71	W	34-13	H
11/12/72	L	0-52	H
12/03/72	L	21-37	H
09/30/73	L	23-44	A
10/28/73	L	14-30	H
09/15/74	W	34-24	H
12/15/74	L	27-34	A
09/28/75	L	14-22	H
12/01/75	L	7-20	A
09/19/76	W	30-14	H
10/31/76	L	3-10	A
11/13/77	L	5-17	A
12/11/77	W	14-10	H
10/22/78	W	33-24	H
12/18/78	L	3-23	A
10/21/79	W	28-13	H
11/29/79	L	24-39	A
10/12/80	W	34-0	H
12/08/80	L	13-16	OT H
11/08/81	L	27-30	OT A
12/06/81	L	14-24	A
12/12/82	W	3-0	H
01/08/83*	L	13-28	A
09/11/83	L	24-34	A
11/13/83	W	17-6	H
09/09/84	L	7-28	A
10/21/84	L	24-44	H
11/03/85	W	17-13	H
12/16/85	L	27-30	A
01/12/86*	W	31-14	A
10/05/86	W	34-7	H
12/22/86	W	34-27	A
09/13/87	W	28-21	H
12/28/87	W	24-10	H
11/06/88	W	21-10	H
11/20/88	W	6-3	A
09/17/89	L	10-24	H
12/10/89	L	10-31	A
09/09/90	L	24-27	H
10/18/90	L	10-17	A
10/06/91	L	10-20	H
11/10/91	L	20-30	A
10/18/92	L	17-38	A
12/27/92	L	13-16	OT H
11/21/93	L	13-17	A
01/02/94	W	33-27	OT H
09/04/94	L	35-39	A
10/30/94	L	3-23	H
09/10/95	L	3-20	H
11/12/95	W	34-17	A
09/01/96	L	10-24	A
11/03/96	W	42-23	H
11/23/97	W	27-24	H
12/22/97	W	14-12	A
12/28/97*	W	17-13	H
10/25/98	L	9-12	OT H
11/23/98	W	26-23	H
10/17/99	L	30-31	H

SERIES RESULTS

11/21/99	L	17-27	A
09/24/00	L	3-10	H
12/24/00	L	24-27	H
10/07/01	L	10-30	A
12/22/01	W	20-13	H
10/06/02	L	13-26	A
12/29/02	W	27-24	OT H
10/19/03	W	19-13	OT H
12/07/03	W	12-0	H
10/10/04	W	24-10	H
12/20/04	L	28-29	A

Notes: Game on 11/30/69 played in Tampa.

* = Playoffs

MINNESOTA VIKINGS

Patriots 5, Vikings 4

12/13/70	L	14-35	H
10/27/74	W	17-14	A
12/16/79	W	27-23	H
09/11/88	L	6-36	A
10/20/91	W	26-23	OT H
11/13/94	W	26-20	OT H
11/02/97	L	18-23	A
09/17/00	L	13-21	H
11/24/02	W	24-17	H

NEW ORLEANS SAINTS

Patriots 7, Saints 3

12/10/72	W	17-10	A
12/05/76	W	27-6	H
12/21/80	W	38-27	A
12/04/83	W	7-0	H
11/30/86	W	21-20	A
11/12/89	L	24-28	H
11/08/92	L	14-31	H
12/03/95	L	17-31	H
10/04/98	W	30-27	A
11/25/01	W	34-17	H

NEW YORK GIANTS

Patriots 4, Giants 3

10/18/70	L	0-16	H
09/22/74	W	28-20	A
11/08/87	L	10-17	A
12/30/90	L	10-13	H
12/21/96	W	23-22	A
09/26/99	W	16-14	H
10/12/03	W	17-6	H

NEW YORK JETS

Jets 47, Patriots 42 (1 Tie)

09/16/60	W	28-24	A
11/11/60	W	38-21	H
09/09/61	L	20-21	H
10/01/61	L	30-37	A
10/06/62	W	43-14	A
11/30/62	W	24-17	H
09/08/63	W	38-14	H
10/05/63	L	24-31	A
09/27/64	W	26-10	H
10/31/64	L	14-35	A
11/14/65	L	20-30	H
11/28/65	W	27-23	A
10/02/66	T	24-24	H
12/17/66	L	28-38	A
10/29/67	L	23-30	A
11/19/67	L	24-29	H
09/22/68	L	31-47	H
10/27/68	L	14-48	A
10/05/69	L	14-23	H
10/26/69	L	17-23	A
09/27/70	L	21-31	H
11/22/70	L	3-17	A
10/10/71	W	20-0	H
12/12/71	L	6-13	A
10/15/72	L	13-41	H
10/29/72	L	10-34	A
10/14/73	L	7-9	H
11/11/73	L	13-33	A

10/13/74	W	24-0	A
11/17/74	L	16-21	H
10/05/75	L	7-36	A
12/07/75	L	28-30	H
10/18/76	W	41-7	H
11/21/76	W	38-24	A
10/02/77	L	27-30	A
10/30/77	W	24-13	H
10/29/78	W	55-21	H
11/19/78	W	19-17	A
09/09/79	W	56-3	H
12/09/79	L	26-27	A
11/05/80	W	21-11	A
10/02/80	W	34-21	H
10/11/81	L	24-28	A
11/15/81	L	6-17	H
09/19/82	L	7-31	H
09/18/83	W	23-13	H
11/27/83	L	3-26	A
09/30/84	W	28-21	A
10/28/84	W	30-20	H
10/20/85	W	20-13	OT A
11/24/85	L	13-16	OT A
12/28/85*	W	26-14	A
09/11/86	W	20-6	A
10/12/86	L	24-31	H
09/21/87	L	24-43	A
12/13/87	W	42-20	H
09/04/88	W	28-3	H
11/13/88	W	14-13	A
09/10/89	W	27-24	A
11/05/89	L	26-27	H
09/30/90	L	13-37	H
12/23/90	L	7-42	A
11/17/91	L	21-28	H
12/15/91	W	6-3	A
10/04/92	L	21-30	A
11/22/92	W	24-3	H
09/26/93	L	7-45	A
11/28/93	L	0-6	A
10/16/94	L	17-24	A
12/04/94	W	24-13	H
11/05/95	W	20-7	A
12/10/95	W	31-28	H
11/10/96	W	31-27	A
12/08/96	W	34-10	OT H
09/14/97	W	27-24	OT H
10/19/97	L	19-24	A
10/19/98	L	14-24	H
12/27/98	L	10-31	A
09/12/99	W	30-28	A
11/15/99	L	17-24	H
09/11/00	L	19-20	A
10/15/00	L	17-34	H
09/23/01	L	3-10	H
12/02/01	W	17-16	A
09/15/02	W	44-7	A
12/22/02	L	17-30	H
09/21/03	W	23-16	H
12/20/03	W	21-16	A
10/24/04	W	13-7	H
12/26/04	W	23-7	A

Notes: Franchise known as N.Y. Titans from 1960-62. Games on 09/08/63 at B.C. Alumni Stadium; 09/22/68 at Legion Field in Birmingham, Ala.

* = Playoffs

OAKLAND RAIDERS

Raiders 15, Patriots 14 (1 Tie)

10/16/60	L	14-27	A
11/04/60	W	34-28	H
11/17/61	W	20-17	H
12/09/61	W	35-21	A
10/26/62	W	26-16	H
12/16/62	L	0-20	A
09/22/63	W	20-14	A
10/11/63	W	20-14	H
09/13/64	W	17-14	A
10/16/64	T	43-43	H

10/08/65	L	10-24	H
10/24/65	L	21-30	A
10/30/66	W	24-21	H
09/17/67	L	7-35	A
10/22/67	L	14-48	H
10/06/68	L	10-41	A
09/28/69	L	23-38	H
09/19/71	W	20-6	H
12/01/74	L	26-41	A
10/03/76	W	48-17	H
12/18/76*	L	21-24	A
09/24/78	W	21-14	A
11/01/81	L	17-27	A
09/29/85	L	20-35	H
01/05/86*	W	27-20	A
11/01/87	W	26-23	H
11/26/89	L	21-24	A
10/09/94	L	17-21	H
01/19/02*	W	16-13	OT H
11/17/02	L	20-27	A

Notes: Franchise located in Los Angeles from 1982-94. The games on Oct. 16, 1960 and Dec. 9, 1961 were played in San Francisco.

* = Playoffs

PHILADELPHIA EAGLES

Eagles 6, Patriots 4

11/04/73	L	23-24	A
11/27/77	W	14-6	H
10/08/78	W	24-14	H
09/13/81	L	3-13	A
12/09/84	L	17-27	A
11/29/87	L	31-34	OT H
11/04/90	L	20-48	A
12/19/99	L	9-24	A
09/14/03	W	31-10	A
02/06/05*	W	24-21	N

*=Super Bowl XXXIX

PITTSBURGH STEELERS

Steelers 13, Patriots 8

10/22/72	L	3-33	A
12/08/74	L	17-21	H
12/26/76	W	30-27	H
09/03/79	L	13-16	OT H
12/27/81	L	21-27	OT A
12/26/82	L	14-37	A
09/25/83	W	28-23	A
10/19/86	W	34-0	A
12/17/89	L	10-28	A
12/09/90	L	3-24	A
09/15/91	L	6-20	A
12/05/93	L	14-17	A
12/16/95	L	27-41	A
01/05/97*	W	28-3	H
12/13/97	L	21-24	OT H
01/03/98*	L	6-7	A
12/06/98	W	23-9	A
01/27/02*	W	24-17	A
09/09/02	W	30-14	H
10/31/04	L	20-34	A
01/23/05*	W	41-27	A

* = Playoffs

SAN DIEGO CHARGERS

Patriots 17, Chargers 13 (2 Ties)

10/08/60	W	35-0	A
10/28/60	L	16-45	H
10/07/61	L	27-38	H
12/17/61	W	41-0	A
10/19/62	W	24-20	H
12/09/62	W	20-14	A
09/14/63	L	13-17	A
11/10/63	L	6-7	H
01/05/64*	L	10-51	A
09/20/64	W	33-28	H
10/09/64	L	17-26	H
10/17/65	T	13-13	H
10/31/65	W	22-6	A

SERIES RESULTS

09/10/66	L	0-24	A
10/23/66	W	35-17	H
09/09/67	L	14-28	A
10/08/67	T	31-31	A
11/10/68	L	17-27	H
10/19/69	L	10-13	H
12/07/69	L	18-28	A
11/15/70	L	14-16	H
12/02/73	W	30-14	H
11/09/75	W	33-19	A
10/16/77	W	24-20	A
10/01/78	W	28-23	H
09/23/79	W	27-21	H
10/16/83	W	37-21	H
11/20/94	W	23-17	H
12/01/96	W	45-7	A
08/31/97	W	41-7	H
10/14/01	W	29-26	OT H
09/29/02	L	14-21	A

Note: Franchise located in Los Angeles in 1960

* = Playoffs

SAN FRANCISCO 49ERS

49ers 7, Patriots 3

10/31/71	L	10-27	A
10/26/75	W	24-16	H
11/30/80	L	17-21	A
10/02/83	L	13-33	H
12/14/86	L	24-29	H
10/22/89	L	20-37	A
10/11/92	L	12-24	A
09/17/95	L	3-28	A
12/20/98	W	24-21	H
01/02/05	W	21-7	H

Note: The game on Oct. 22, 1989 was played in Palo Alto, Calif.

SEATTLE SEAHAWKS

Patriots 7, Seahawks 7

10/09/77	W	31-0	H
09/21/80	W	37-31	A
12/19/82	W	16-0	A
12/18/83	L	6-24	A
09/16/84	W	38-23	H

11/17/85	W	20-13	A
09/21/86	L	31-38	H
12/04/88	W	13-7	H
09/24/89	L	3-24	H
10/07/90	L	20-33	H
09/20/92	L	6-10	H
09/19/93	L	14-17	H
10/24/93	L	9-10	A
10/17/04	W	30-20	H

ST. LOUIS RAMS

Patriots 5, Rams 5

09/29/74	W	20-14	H
11/16/80	L	14-17	H
12/11/83	W	21-7	A
11/16/86	W	30-28	A
12/24/89	L	20-24	H
09/13/92	L	0-14	A
12/13/98	L	18-32	A
11/18/01	L	17-24	H
02/03/02*	W	20-17	N
11/07/04	W	40-22	A

Note: Franchise located in Los Angeles from 1946-94

* = Super Bowl XXXVI

TAMPA BAY BUCCANEERS

Patriots 3, Buccaneers 2

12/12/76	W	31-14	A
10/27/85	W	32-14	A
12/11/88	W	10-7	OT H
11/16/97	L	7-27	A
09/03/00	L	16-21	H

TENNESSEE TITANS

Patriots 20, Titans 16 (1 Tie)

11/25/60	L	10-24	H
12/18/60	L	21-37	A
10/13/61	T	31-31	H
11/12/61	L	15-27	A
09/16/62	W	34-21	H
11/18/62	L	17-21	A
11/01/63	W	45-3	H
12/08/63	W	46-28	H
11/06/64	W	25-24	H

11/29/64	W	34-17	A
09/19/65	L	10-31	A
12/18/65	W	42-14	H
11/13/66	W	27-21	H
12/11/66	W	38-14	A
11/05/67	W	18-7	H
11/26/67	L	6-27	A
10/13/68	L	0-16	H
12/15/68	L	17-45	A
11/02/69	W	24-0	H
12/14/69	L	23-27	A
11/07/71	W	28-20	H
11/25/73	W	32-0	A
09/21/75	L	0-7	H
11/12/78	L	23-26	H
12/31/78*	L	14-31	H
11/10/80	L	34-38	A
10/18/81	W	38-10	H
11/28/82	W	29-21	H
10/18/87	W	21-7	A
09/25/88	L	6-31	A
10/08/89	W	23-13	H
09/22/91	W	24-20	H
10/17/93	L	14-28	H
09/20/98	W	27-16	A
12/16/02	L	7-24	A
10/05/03	W	38-30	H
01/10/04*	W	17-14	H

Notes: Franchise located in Houston from 1960-96. Named Tennessee Oilers from 1997-98. The game on Sept. 20, 1998 was played at Vanderbilt Stadium in Nashville.

* = Playoffs

WASHINGTON REDSKINS

Redskins 6, Patriots 1

10/01/72	W	24-23	H
09/03/78	L	14-16	H
10/25/81	L	22-24	A
09/23/84	L	10-26	H
12/15/90	L	10-25	H
10/13/96	L	22-27	H
09/28/03	L	17-20	A

PATRIOTS OVERTIME GAMES

The Patriots are 17-18 all-time in regular-season overtime games during their 45-year history. New England enters the 2005 season with an eight-game overtime winning streak (including playoffs), setting an all-time NFL record for consecutive overtime victories. The Patriots are 11-15 when the game is decided by a field goal and 6-3 when a touchdown is the deciding factor. Below is a brief description of each overtime game.

09/26/77 ..at Cleveland 30, Patriots 27L

John Smith sent the game into overtime with a 28-yard field goal with no time remaining in regulation. Cleveland's Don Cockroft capped a 10-play, 53-yard drive with a 35-yard game winning field goal after 4:45 of overtime.

09/03/79 ..Pittsburgh 16, at Patriots 13L

Pittsburgh's Matt Bahr drilled a 41-yard field goal to give the Steelers the victory at the 5:10 mark in overtime. The clutch field goal came on Bahr's first professional attempt of his career.

11/25/79 ..Buffalo 16, at Patriots 13L

Buffalo's Nick Mike-Mayer kicked a 29-yard field goal 4:45 into overtime to give the Bills the victory.

12/08/80 ..at Miami 16, Patriots 13L

Uwe von Schamann kicked his third field goal of the day, a 23-yard game-winner, which gave Miami the three point victory, 3:20 into overtime.

09/27/81 ..at Pittsburgh 27, Patriots 21L

The Patriots scored two touchdowns in the fourth quarter to recover from a 21-7 deficit. Unfortunately, Terry Bradshaw hit Lynn Swann with a 24-yard touchdown pass 3:19 into overtime to thwart the Patriots hopes for victory.

11/08/81 ..Miami 30, at Patriots 27L

New England's John Smith nailed a 34-yard field goal with 10 seconds remaining in regulation that sent the game into overtime. The Dolphins' Uwe von Schamann kicked a 30-yard field goal, 7:09 into the extra quarter, that gave Miami the victory.

PATRIOTS OVERTIME GAMES

09/04/83 ..Balt. Colts 29, at Patriots 23L

The Colts' Raul Allegre kicked a 33-yard field goal as time expired in the fourth quarter to send the game into overtime. On the first play of overtime, Baltimore's LB Johnnie Cooks picked up a Tony Collins fumble and rumbled 52 yards for the game winning score.

11/24/85 ..at N.Y. Jets 16, Patriots 13L

New England's Tony Franklin sent the game into overtime with a 28-yard field goal with 16 seconds remaining in regulation. In the extra session, the Jets' Pat Leahy kicked a 32-yard field goal to give the Jets a 16-13 win.

11/15/87 ..Dallas 23, at Patriots 17L

The Cowboys' Roger Ruzek's 20-yard field goal with 28 seconds remaining in regulation tied the game at 17. In overtime, Dallas running back Herschel Walker trotted 60 yards for the game winning touchdown.

11/29/87 ..Philadelphia 34, at Patriots 31L

The Patriots scored the final 21 points of regulation to send the game into overtime tied at 31. After 12:16 elapsed in overtime, the Eagles' Paul McFadden connected from 38 yards, on his second field goal attempt in overtime.

12/11/88 ..at Patriots 10, Tampa Bay 7W

The Patriots were victorious in overtime for the first time in franchise history, snapping their 10-game overtime losing streak. Jason Staurowsky kicked a 27-yard field goal, 3:08 into overtime, for the win.

10/29/89 ..Patriots 23, at Indianapolis 20W

New England's Greg Davis kicked a 51-yard field goal, 9:57 into overtime, for the 23-20 victory. The Colts' Dean Biasucci sent the game into overtime when he kicked a 39-yard field goal with :51 seconds remaining in regulation.

10/20/91 ..at Patriots 26, Minnesota 23W

With no time remaining in overtime, New England's Jason Staurowsky nailed a 42-yard field goal that gave the Patriots a 26-23 victory. The field goal attempt was Staurowsky's second of overtime.

12/08/91 ..at Patriots 23, Indianapolis 17W

The Patriots scored the game's final 20 points and won their fourth consecutive overtime game. Hugh Millen connected with Ben Coates for a 2-yard touchdown with :07 seconds remaining in regulation and then repeated the feat in overtime when he hit Michael Timpson for the 45-yard game-winning touchdown.

11/15/92 ..Patriots 37, at Indianapolis 34W

The Patriots' Charlie Baumann scored the final six points, including the game-winning 18-yard field goal, 11:35 into the extra session. The win snapped the Patriots' nine-game losing streak during the 1992 season. Baumann's

44-yard field goal with two seconds remaining in regulation sent the game into overtime.

12/27/92 ..Miami 16, at Patriots 13L

The Dolphins were able to clinch the AFC East crown and a bye in the first round of the playoffs, after they scored the games' final 13 points to win 16-13. Pete Stoyanovich's 35-yard field goal, 6:43 into overtime, propelled the Dolphins to victory.

09/12/93 ..Detroit 19, at Patriots 16L

Detroit's Jason Hanson kicked a 38-yard field goal, his fourth of the day, 11:04 into overtime to lift the Lions to victory. Drew Bledsoe threw a 2-yard touchdown pass to Vincent Brisby with two seconds remaining in regulation which sent the game into overtime.

11/07/93 ..Buffalo 13, at Patriots 10L

Buffalo's Steve Christie kicked a 27-yard field goal with 14 seconds remaining in regulation to send the contest into overtime. Each team had two opportunities to score in the extra session, and Christie kicked the game winning 32-yard field goal on Buffalo's second chance.

01/02/94 ..at Patriots 33, Miami 27W

Drew Bledsoe connected with Michael Timpson for the 36-yard game winning touchdown to cap one of the greatest endings in Patriots history. The lead changed four times in the fourth quarter as the two teams combined for 27 points. Miami's Pete Stoyanovich sent the game into overtime with a 24-yard field goal with four seconds remaining in regulation.

11/13/94 ..at Patriots 26, Minnesota 20W

The Patriots completed one of the greatest comebacks in team history, recovering from a 20-0 deficit to defeat the Vikings. New England's Matt Bahr sent the game into overtime when he kicked a 23-yard field goal with 14 seconds remaining. Drew Bledsoe completed a 14-yard touchdown pass to Kevin Turner, 4:10 into overtime, to give the Patriots the victory.

10/29/95 ..Carolina 20, at Patriots 17L

The Patriots scored 14 points in the fourth quarter on two Curtis Martin touchdown runs and tied the score at 17. However, the expansion Panthers were victorious when John Kasay booted a 29-yard field goal with 7:52 remaining in the extra period.

09/22/96 ..at Patriots 28, Jacksonville 25W

The Patriots jumped out to a 22-0 first half lead but the Jaguars clawed their way back. Jaguars quarterback Mark Brunell's touchdown passes of 51, 41 and 61 yards gave them life in the second half and Mike Hollis' 27-yard field goal in the fourth quarter tied the game at 25. However, Patriots' rookie kicker Adam Vinatieri converted five of six field goal attempts, including a 40-yarder in overtime to give the Patriots the victory.

PATRIOTS OVERTIME GAMES

EXECUTIVES

FOOTBALL STAFF

2005 PLAYERS

2004 SEASON

HISTORY

RESULTS

RECORDS

PLAYOFF HISTORY

EXTRA POINTS

09/14/97 ..at Patriots 27, N.Y. Jets 24W

The Patriots won their third consecutive game to open the 1997 season, 27-24, in dramatic fashion when placekicker Adam Vinatieri kicked a 34-yard field goal 6:57 into overtime. The Jets had a chance to win the game at the end of regulation, but defensive end Mike Jones blocked a 29-yard field goal attempt by John Hall with 16 seconds remaining in the game.

12/13/97 ..Pittsburgh 24, at Patriots 21L

The Steelers sent the game into overtime on a touchdown pass from Kordell Stewart to Mark Bruener and a two-point conversion. They capitalized on a Drew Bledsoe interception with just over two minutes remaining in the game. In the overtime period, the Steelers won the toss and took their only possession 61 yards downfield to set up the game-winning Norm Johnson field goal.

10/25/98 ..at Miami 12, Patriots 9L

The Dolphins scored the game's final six points, including Olindo Mare's game-winning 43-yard kick. New England's Adam Vinatieri accounted for all of the Patriots' nine points, connecting on three of four field goal attempts.

12/26/99 ..Buffalo 13, at Patriots 10L

The Patriots missed two field goals, one at the end of regulation and one in overtime, and lost to Buffalo. The Bills scored a touchdown to tie the game at 10 with 4:34 remaining and Steve Christie kicked a 23-yard field goal with 1:51 remaining in overtime for the victory.

11/05/00 ..Buffalo 16, at Patriots 13L

Buffalo's Steve Christie booted a 32-yard field goal, the third of his career in overtime against the Patriots. He also tied the game with a 48-yard kick with four seconds remaining in regulation. The Patriots, playing without Drew Bledsoe, took the lead, 13-10 on a 43-yard field goal by Adam Vinatieri.

12/17/00 ..Patriots 13, at Buffalo 10W

Amid a snowstorm in Buffalo, Patriots kicker Adam Vinatieri nailed a 24-yard field goal in overtime for the victory. The game time temperature was 35 degrees, with a wind chill of six, and 40 mile-per-hour winds blew snow across the field making traction difficult for both sides. The Patriots and Bills tied the 1984 and 1985 Denver Broncos and Oakland Raiders for an NFL record as they entered overtime for the third consecutive meeting.

10/14/01 ..at Patriots 29, San Diego 26W

The Patriots scored 10 points with 8:48 remaining in regulation to tie the game at 26. Adam Vinatieri kicked a 23-yard field goal with 3:31 remaining and Tom Brady connected with Jermaine Wiggins for a 3-yard touchdown to tie the game with just 36 seconds remaining. In overtime, Vinatieri nailed a 44-yard field goal for the victory.

12/16/01 ..Patriots 12, at Buffalo 9W

The Patriots and Bills needed overtime to decide the out-

come of their game for the fourth time in five meetings. Adam Vinatieri converted all four of his field goal attempts, including the game-winning 23-yard field goal in overtime. Former Bills RB Antowain Smith led the Patriots with 95 yards rushing, including a 38-yard run in overtime to get New England in field goal position.

01/19/02 ..at Patriots 16, Raiders 13*W

Adam Vinatieri boomed a 45-yard field goal with 27 seconds remaining in regulation to tie the game up at 13 and send it into overtime. The game time temperature dipped to 25 degrees and the field was covered by five inches of snow that didn't let up until the game was over. In overtime the Patriots drove 61 yards on 15 plays and Vinatieri nailed a 23-yard field goal for the 16-13 victory. The Patriots became just the second team in postseason overtime history (16 games) to win the contest on the opening drive of the extra stanza.

*-AFC Divisional Playoff Game

09/22/02 ..at Patriots 41, Chiefs 38W

The Patriots and Chiefs scored 42 points in the fourth quarter, including the last 14 by the Chiefs to tie the game at 38 at the end of regulation. The Patriots won the toss and drove 53 yards on nine plays and Adam Vinatieri nailed a 35-yard field goal for the Patriots victory. It was also the first overtime game at Gillette Stadium.

12/29/02 ..at Patriots 27, Dolphins 24W

The Patriots trailed 21-7 with 1:06 remaining in the first half, but outscored the Dolphins 20-3 the rest of the way for their sixth consecutive overtime victory. New England scored the game's final 11 points on a Tom Brady touchdown pass to Troy Brown, they successfully converted the two-point conversion on a Brady to Christian Fauria pass and then Adam Vinatieri boomed a 43-yard field goal with 1:09 remaining in regulation. New England won the toss and drove 43 yards on seven plays and Vinatieri kicked a 35-yard game-winning field goal.

10/19/03 ..Patriots 19, at Dolphins 13W

Richard Seymour blocked a 35-yard field goal attempt with 2:00 left in the game to send the game into the extra session. In overtime, Miami's Olindo Mare missed another 35-yard attempt wide right, then a Tyrone Poole interception at the Patriots' 18-yard line snuffed out another Miami opportunity in overtime. On the next play, Tom Brady hit Troy Brown for an 82-yard touchdown strike, sending the Patriots home with a 19-13 win.

11/23/03 ..Patriots 23, at Texans 20W

The Patriots set the all-time NFL mark with their eighth consecutive overtime victory in a nail-biter in the Lone Star State. The Texans took a 20-13 lead into the final minute of the game, but Tom Brady found Daniel Graham for a four-yard touchdown strike to tie the game at 20 with just 40 seconds left in regulation. The extra frame was a possession battle until the Patriots mounted a 76-yard drive in the final minutes of overtime, ending in a 28-yard field goal by Adam Vinatieri with 45 seconds left.

YEAR-BY-YEAR ATTENDANCE

REGULAR-SEASON ATTENDANCE

HOME GAMES				AWAY GAMES			SEASON TOTAL	
YEAR	GMS	ATTENDANCE	AVG.	GMS	ATTENDANCE	AVG.	TOTALS	AVG.
1960	7	118,260	16,894	7	110,316	15,759	228,576	16,327
1961	7	115,610	16,516	7	129,984	18,569	245,594	17,542
1962	7	150,626	21,518	7	170,983	24,426	321,609	22,972
1963	7	169,870	24,267	7	143,936	20,562	313,806	22,415
1964	7	199,652	28,522	7	175,246	25,035	374,898	26,778
1965	7	143,098	20,443	7	245,485	35,069	388,583	27,756
1966	7	190,138	27,163	7	240,668	34,381	430,806	30,772
1967*	6	138,861	23,144	8	287,279	35,910	426,140	30,439
1968**	7	156,459	22,351	7	289,204	41,315	445,663	31,833
1969	7	149,412	21,345	7	284,587	40,655	433,999	31,000
1970	7	245,537	35,077	7	361,842	51,692	607,379	43,384
1971	7	411,109	58,730	7	383,143	54,735	794,252	56,732
1972	7	426,993	60,999	7	402,159	57,451	829,152	59,225
1973	7	410,443	58,635	7	416,805	59,544	827,248	59,089
1974	7	420,903	60,129	7	411,595	58,799	832,498	59,464
1975	7	411,490	58,784	7	379,112	54,159	790,602	56,472
1976	7	378,994	54,142	7	387,432	55,347	766,426	54,745
1977	7	415,959	59,423	7	399,419	57,060	815,378	58,241
1978	8	478,978	59,872	8	455,679	56,960	934,657	58,416
1979	8	473,141	59,143	8	502,492	62,812	975,633	60,977
1980	8	458,283	57,285	8	442,001	55,250	900,284	56,268
1981	8	414,741	51,843	8	413,073	51,634	827,814	51,738
1982@	4	149,188	37,297	5	231,781	46,356	380,969	42,330
1983	8	370,958	46,370	8	416,024	52,003	786,982	49,186
1984	8	392,275	49,034	8	468,464	58,558	860,739	53,796
1985	8	438,817	54,852	8	458,341	57,293	897,158	56,072
1986	8	477,688	59,711	8	537,779	67,222	1,015,467	63,467
1987@	8	374,302	46,788	7	431,739	61,677	806,041	53,736
1988	8	438,627	54,828	8	400,372	50,047	838,999	52,437
1989	8	388,522	48,565	8	494,981	61,873	883,503	55,219
1990	8	311,623	38,953	8	417,304	52,163	728,927	45,558
1991	8	303,116	37,890	8	433,249	54,156	736,365	46,023
1992	8	308,409	38,551	8	430,820	53,853	739,229	46,202
1993	8	362,964	45,371	8	443,708	55,464	806,672	50,417
1994	8	472,718	59,090	8	481,673	60,209	954,391	59,649
1995	8	466,743	58,343	8	504,373	63,047	971,116	60,695
1996	8	468,301	58,538	8	522,829	65,354	991,130	61,946
1997	8	477,431	59,679	8	547,518	68,440	1,024,949	64,059
1998	8	475,828	59,479	8	516,846	64,606	992,674	62,042
1999	8	461,624	57,703	8	553,917	69,240	1,015,541	63,471
2000	8	458,880	57,360	8	548,258	68,532	1,007,138	62,946
2001	8	497,035	60,292	8	482,336	62,129	979,371	61,211
2002	8	547,488	68,436	8	548,581	68,573	1,096,069	68,152
2003	8	547,488	68,436	8	580,027	72,503	1,127,515	70,470
2004	8	550,048	68,756	8	558,162	69,770	1,108,210	69,263
Totals	337	16,218,630	48,126	339	18,041,522	53,220	34,260,152	50,681

POSTSEASON ATTENDANCE

HOME GAMES				AWAY/NEUTRAL GAMES			SEASON TOTAL	
YEAR	GMS	ATTENDANCE	AVG.	GMS	ATTENDANCE	AVG.	TOTAL	AVG.
1963	-	-	-	2	64,314	32,157	64,314	32,157
1976	-	-	-	1	54,037	54,037	54,037	54,037
1978	1	61,297	61,297	-	-	-	61,297	61,297
1982	-	-	-	1	68,842	68,842	68,842	68,842
1985	-	-	-	4^	308,690	77,173	308,690	77,173
1986	-	-	-	1	76,105	76,105	76,105	76,105
1994	-	-	-	1	77,452	77,452	77,452	77,452
1996	2	120,378	60,189	1^	72,301	72,301	192,679	64,226
1997	1	60,041	60,041	1	61,228	61,228	121,269	60,635
1998	-	-	-	1	72,559	72,559	72,559	72,559
2001	1	60,292	60,292	2^	137,626	68,811	197,918	65,973
2003	2	136,872	68,436	1^	71,525	71,525	208,397	69,466
2004	1	68,756	68,756	2^	143,367	71,684	212,123	70,708
Totals	8	507,636	63,455	18	1,208,046	67,114	1,715,682	65,988
GRAND TOTALS	345	16,726,266	448,481	357	19,249,568	53,920	35,975,834	51,248

*-Game vs. Chargers was moved to San Diego due to a World Series scheduling conflict at Fenway Park.

**--Game vs. the Jets was moved to Birmingham, Ala. due to a scheduling conflict at Fenway Park, but still considered a "home" game for the Patriots.

^--Super Bowls played at a neutral site.

@--1982 and 1987 season were shortened due to player strikes.

1960 FINAL OFFENSIVE STATISTICS (5-9)

Head Coach: Lou Saban (5-9-0) • Fourth in AFL-East • Home Stadium: Boston University Field

DATE	W/L	SCORE	OPPONENT	ATTENDANCE
9/09	L	10-13	Denver	21,597
9/16	W	28-24	at N.Y. Titans	19,200
9/23	L	0-13	Buffalo	20,732
10/08	W	35-0	at L.A. Chargers	18,226
10/16	L	14-27	Oakland (at S.F.)	11,500
10/23	L	24-31	at Denver	12,683
10/28	L	16-45	L.A. Chargers	13,988
11/04	W	34-28	Oakland	8,446
11/11	W	38-21	N.Y. Titans	11,653
11/18	W	42-14	Dallas Texans	14,721
11/25	L	10-24	Houston	27,123
12/04	L	14-38	at Buffalo	14,335
12/11	L	0-34	at Dallas Texans	12,000
12/18	L	21-37	at Houston	22,352

Team Statistics

Team Statistics				PATS	OPP				
TOTAL FIRST DOWNS				234	237				
By Rushing				86	78				
By Passing				126	135				
By Penalty				22	24				
TOTAL NET YARDS				4116	4255				
Avg. per Game				294.0	303.9				
Total Offensive Plays				874	935				
Avg. per Play				4.7	4.6				
NET YARDS RUSHING				1512	1513				
Total Rushing Plays				363	477				
Avg. per Rush				4.2	3.2				
Avg. per Game				108.0	108.1				
NET YARDS PASSING				2604	2742				
Avg. per Game				186.0	195.0				
Sacked/Yards Lost				36/261	29/219				
Gross Yards Passing				2865	2958				
Att./Completions				475/223	429/210				
Completion Pct.				46.9	49.0				
Had Intercepted				23	25				
PUNTS/AVERAGE				78/35.8	74/37.2				
PENALTIES/YARDS				69/730	77/825				
FUMBLES/BALLS LOST				36/22	41/20				
TOUCHDOWNS				37	46				
Rushing				11	21				
Passing				25	19				
Returns				1	6				
Score by Periods				1	2	3	4	OT	Total
Patriots				85	47	117	37	--	286
Opponents				36	119	89	105	--	349
SCORING									
	TD	Ru	Pa	Rt	PAT	FG	S	TP	
Cappelletti	0	0	0	0	33/36	8/22	0	60	
Colclough	9	0	9	0	0/0	0/0	0	54	
Christy	6	4	2	0	0/0	0/0	0	36	
Lofton	4	0	4	0	0/0	0/0	0	24	
Miller	3	1	2	0	0/0	0/0	0	18	
Johnson	3	0	3	0	0/0	0/0	0	18	
Stephens	3	0	3	0	0/0	0/0	0	18	
Crawford	2	2	0	0	0/0	0/0	0	14	
Songin	2	2	0	0	0/0	0/0	0	12	
Beach	1	0	1	0	0/0	0/0	0	6	
Burton	1	1	0	0	0/0	0/0	0	6	
Livingston	1	1	0	0	0/0	0/0	0	6	
Shonta	1	0	1	0	0/0	0/0	0	6	
Wells	1	0	1	0	0/0	0/0	0	6	
Team	0	0	0	0	0/0	0/1	2	0	
Cudzik	0	0	0	0	0/0	0/1	0	0	
PATRIOTS	37	11	25	1	33/36	8/23	1	286	
Opponent	46	21	19	6	43/46	10/27	0	349	

Cappelletti 30/32 PAT kick, 3/4 PAT run
Opponents 43/46 PAT kick, 0/0 others
2-pt conv.: Cappelletti 3-4, Crawford 1-1.
Patriots: 4-5, Opp.: 0-0.

RUSHING	NO	YDS	AVG	LG	TD
Miller	101	416	4.2	33	1
Christy	78	363	4.7	48	4
Burton	66	280	4.3	77	1
Crawford	51	238	4.7	39t	2
Wells	14	59	4.2	13	0
Greene	7	44	6.3	21	0
Songin	11	40	3.6	20	2
Garron	8	27	3.4	9	0
Crouthamel	4	16	4.0	6	0
Livingston	10	16	1.6	5	1
Washington	2	10	5.0	7	0
White	5	7	1.4	5	0
Beach	6	-4	-0.7	3	0
Patriots	363	1512	4.2	77	11
Opponents	477	1513	3.2	87	21

RECEIVING	NO	YDS	AVG	LG	TD
Colclough	49	666	13.6	61	9
Miller	29	284	9.8	48t	2
Christy	26	268	10.3	53	2
Stephens	22	320	14.5	53	3
Burton	21	196	9.3	35	0
Lofton	19	360	18.9	39	4
Wells	14	206	14.7	78	1
Johnson	11	186	16.9	51t	3
Crawford	10	92	9.2	40	1
Beach	9	132	14.7	51t	1
Green	3	52	17.3	31	0
White	2	24	12.0	13	0
Atchason	2	22	11.0	14	0
Long	2	10	5.0	5	0
Cappelletti	1	28	28.0	28	0
Cudzik	1	11	11.0	11	0
Garron	1	8	8.0	8	0
Livingston	1	0	0.0	0	0
Patriots	223	2865	12.8	78	25
Opponents	210	2958	14.1	--	19

INTERCEPTIONS	NO	YDS	AVG	LG	TD
Cappelletti	4	68	17.0	27	0
Jacobs	4	26	6.5	14	0
Brune	3	35	11.7	18	0
Washington	3	13	4.3	13	0
O'Hanley	3	1	0.3	1	0
Shonta	2	101	50.5	52	0
Soltis	2	33	16.5	33	0
Rudolph	2	13	6.5	13	0
Dee	1	14	14.0	14	0
Brown	1	8	8.0	8	0
Patriots	25	312	12.5	52	0
Opponents	23	336	14.6	66t	3

PUNTING	NO	YDS	AVG	LG	BLK
Greene	61	2253	36.9	66	1
Washington	17	539	31.7	48	0
Patriots	78	2792	35.8	66	1
Opp.	74	2750	37.2	--	1

PUNT RETURNS	NO	YDS	AVG	LG	TD
Wells	12	66	5.6	19	0
Christy	8	73	9.1	29	0
Brune	4	31	7.7	19	0
Beach	1	21	21.0	21	0
Cappelletti	1	3	3.0	3	0
Burton	1	0	0.0	0	0
Patriots	27	194	7.2	29	0
Opponents	21	361	17.2	76t	3

KICK RETURNS	NO	YDS	AVG	LG	TD
Christy	24	617	25.7	52	0
Wells	11	275	28.5	33	0
Beach	7	146	20.7	33	0
Burton	4	161	40.3	59	0
Cappelletti	4	100	25.0	37	0
Brune	2	39	19.5	20	0
Crouthamel	2	27	13.5	15	0
Garron	1	21	21.0	21	0
Smith	1	13	13.0	13	0
Hunt	1	8	8.0	8	0
DeLuca	1	8	8.0	8	0
Livingston	1	3	3.0	3	0
Greene	1	3	3.0	3	0
Patriots	60	1421	23.7	59	0
Opponents	50	1123	22.5	88t	1

Sacks: Rudolph 3.0, Dee 2.5, Jacobs 2.0, Sardisco 2.0, Addison 1.0, Hauser 0.5, Team 0.8.

FIELD GOALS	1-19	20-29	30-39	40-49	50+
Cappelletti	1-1	4-5	3-6	0-9	0-1
Cudzik	--	--	--	0-1	--
Patriots	1-1	4-5	3-6	0-10	0-1
Opp.	4-4	3-6	1-6	2-11	0-0

Cappelletti: (34G) () (50N) (23G,33G) (47N) (12G,48N,42N) (38N,48B) (42N,37N,27G,27G) (39N,30G,45B,43N) () (20G,40N) (43N,27N) (48N) ().

Opponents: () (23G) (38N) () (40N)(42N, 47N, 9G) (35B,41N,18G) (47N,38N) (44N) (42N) (35N,20N,32N,16G) (27N,45G) (28N,42N,24G, 49N, 46G) (32G,26G,10G).

Editors Note: Due to insufficient data, the starting line-ups from 1960-67 are incomplete.

1960 Coaching Staff: Joe Collier, Defensive Backfield, Mike Holovak, Offensive Backfield, Red Miller, Offensive Line, Jerry Smith, Defensive Line.

No AFL All-Star Game Played

PASSING	ATT	CMP	YARDS	CMP%	YDS/ATT	TD	TD%	INT	INT%	LG	SK/YDS	RATING
Songin	392	187	2476	47.7	6.32	22	5.6	15	3.8	78	--/--	71.0
Greene	63	27	251	42.9	3.98	1	1.6	6	9.5	31	--/--	20.2
Christy	11	6	94	54.5	8.55	2	18.2	2	18.2	39	--/--	83.1
White	7	3	44	42.9	6.29	0	0.0	0	0.0	23	--/--	64.0
Dimitroff	2	0	0	0.0	0.00	0	0.0	0	0.0	0	--/--	0.0
Patriots	475	223	2865	46.9	6.03	25	5.3	23	4.8	78	36/261	64.0
Opponents	429	210	2958	49.0	6.90	19	4.4	25	5.8	--	29/216	62.2

1961 FINAL OFFENSIVE STATISTICS (9-4-1)

Head Coaches: Lou Saban (2-3), Mike Holovak (7-1-1) • Second in AFL-East • Home Stadium: Boston University Field

DATE	W/L	SCORE	OPPONENT	ATTENDANCE
9/09	L	20-21	N.Y. Titans	16,683
9/16	W	45-17	Denver	14,479
9/23	W	23-21	at Buffalo	21,504
10/01	L	30-37	at N.Y. Titans	15,189
10/07	L	27-38	San Diego	17,748
10/13	T	31-31	Houston	15,070
10/22	W	52-21	Buffalo	9,398
10/29	W	18-17	at Dallas Texans	20,500
11/03	W	28-21	Dallas Texans	25,063
11/12	L	15-27	at Houston	35,649
11/17	W	20-17	Oakland	17,169
12/03	W	28-24	at Denver	9,303
12/09	W	35-21	at Oakland (S.F.)	6,500
12/17	W	41-0	at San Diego	21,339

Team Statistics

	PATS	OPP
TOTAL FIRST DOWNS	238	243
By Rushing	93	72
By Passing	120	151
By Penalty	25	20
TOTAL NET YARDS	4214	4123
Avg. per Game	301.0	294.5
Total Offensive Plays	936	967
Avg. per Play	4.5	4.3
NET YARDS RUSHING	1675	1041
Total Rushing Plays	389	350
Avg. per Rush	4.3	3.0
Avg. per Game	119.6	74.4
NET YARDS PASSING	2539	3082
Avg. per Game	181.4	220.1
Sacked/Yards Lost	33/256	44/408
Gross Yards Passing	2795	3490
Att./Completions	420/206	479/241
Completion Pct.	49.0	50.3
Had Intercepted	21	22
PUNTS/AVERAGE	64/37.6	71/40.7
PUNT RETURN/AVG	32/13.0	15/16.3
PENALTIES/YARDS	64/659	67/662
FUMBLES/BALLS LOST	24/9	36/20
TOUCHDOWNS	52	41
Rushing	15	9
Passing	29	27
Returns	8	5
Score by Periods	1 2 3 4 OT	1 2 3 4 OT
Patriots	98 98 118 99 —	413
Opponents	45 109 51 108 —	313
SCORING	TD Ru Pa Rt PAT FG S TP	
Cappelletti	8 0 6 0 0 48/517/32 0 147	
Lott	11 5 6 0 0 0/0 0/0 0 66	
Colclough	9 0 9 0 0 0/0 0/0 0 54	
Garron	6 2 3 1 0 0/0 0/0 0 36	
Parilli	5 5 0 0 1/1 0/0 0 32	
Webb	4 0 0 0 0 0/0 0/0 0 24	
Stephens	3 0 2 1 0 0/0 0/0 0 18	
Burton	3 2 0 1 0 0/0 0/0 0 18	
Johnson	1 0 1 0 0 0/0 0/0 0 6	
Moore	1 0 0 1 0 0/0 0/0 0 6	
Yewcic	1 1 0 0 0 0/0 0/0 0 6	
Songin	0 0 0 0 0 0/1 0/0 0 0	
PATRIOTS	52 15 29 8 49/5217/32 0 413	
Opponent	41 9 27 5 40/41 9/23 0 313	

2-pt conv.: Parilli 1-1, Songin 0-1. Patriots 1-2, Opp.: 0-1.

RUSHING	NO	YDS	AVG	LG	TD
Lott	100	461	4.6	38	5
Garron	69	389	5.6	85t	2
Burton	82	260	3.2	43	2
Parilli	38	183	4.8	24	5
Crawford	41	148	3.6	34	0
West	26	90	3.5	31	0
Yewcic	11	51	4.6	13	1
Songin	8	39	4.9	11	0
Colclough	3	37	12.3	16	0
Schwedes	10	14	1.4	5	0
Washington	1	3	3.0	3	0
Patriots	389	1675	4.3	85t	15
Opponents	350	1041	3.0	29	9

RECEIVING	NO	YDS	AVG	LG	TD
Cappelletti	45	768	17.1	53	8
Colclough	42	757	18.0	58t	9
Lott	32	333	10.4	47	6
Garron	24	341	14.2	51t	2
Stephens	19	186	9.8	31	2
Burton	13	115	8.8	45	0
Crawford	9	85	9.4	25	0
Johnson	9	82	9.1	21	1
Yewcic	6	56	9.3	46	0
West	5	42	8.4	18	0
Schwedes	1	21	21.0	21	0
Shonta	1	9	9.0	9	0
Patriots	206	2795	13.6	58t	29
Opponents	241	3490	14.5	75t	27

INTERCEPTIONS	NO	YDS	AVG	LG	TD
Webb	5	153	30.6	59	2
Washington	4	45	11.3	33	0
Addison	4	17	4.3	10	0
Bruney	2	20	10.0	12	0
Robotti	2	18	9.0	11	0
Hall	2	12	6.0	12	0
Beach	1	37	37.0	37	0
Loudd	1	12	12.0	12	0
Shonta	1	12	12.0	12	0
Patriots	22	326	14.8	59	2
Opponents	21	198	9.4	38	1

PUNTING	NO	YDS	AVG	LG	BLK
Yewcic	64	2406	37.6	64	2
Patriots	64	2406	37.6	64	2
Opp.	71	2887	40.7	70	2

PUNT RETURNS	NO	YDS	AVG	LG	TD
Bruney	23	109	4.7	11	0
Burton	8	128	16.0	62	0
Lott	1	8	8.0	8	0
Patriots	32	245	13.0	62	0
Opponents	15	245	16.3	55	2

KICK RETURNS	NO	YDS	AVG	LG	TD
Garron	16	438	27.4	89	1
Burton	15	401	26.7	91t	1
West	7	191	27.3	37	0
Long	4	24	6.0	11	0
Beach	2	38	19.0	20	0
Webb	1	21	21.0	21	0
Ratkowski	1	17	17.0	17	0
Stephens	1	6	6.0	6	0
Schwedes	1	0	0.0	0	0
Cudzik	1	0	0.0	0	0
Patriots	49	1136	23.2	91t	2
Opponents	53	1255	23.7	90t	1

Sacks: Loudd 7.0, Dee 5.5, Addison 3.5, Hunt 3.0, Klein 2.5, Jacobs 1.0, Robutti 1.0, Hall 0.5, Team 3.0.

FIELD GOALS	1-19	20-29	30-39	40-49	50+
Cappelletti	3-3	3-7	9-14	2-8	0-0
Patriots	3-3	3-7	9-14	2-8	0-0
Opp.	4-4	4-7	1-4	0-6	0-2

Cappelletti: (28G,32G,32) (35G) (36G, 35G,27N,46G) (34G,30G,22N,16G,46B) () (42N,17G, 42N) (12G) (24G)(47N,27B) (33G,29N) (29G, 33G,42N) (32B) (32N,35N,40N) (40G,32N,38G).

Opponents: () (34G,27N,52N) () (26G) (10G, 41N,26N) (10G,41N,26N) (35N, 49N,24G) () (25G,42N,32N,38N) (44N) (25G,19G) () (16G,60N)(23N,18G,43N, 43N) () ().

Editors Note: Due to insufficient data, the starting line-ups from 1960-67 are incomplete.

1961 Coaching Staff: Joe Collier, Defensive Backfield, Mike Holovak, Offensive Backfield, Red Miller, Offensive Line, Jerry Smith, Defensive Line.

AFL All-Stars (7): LB Tom Addison (1), DB Fred Bruney (1), WR Gino Cappelletti (1), DE Bob Dee (1), HB Larry Garron (1), DT Jim Hunt (1), G Charlie Leo (1).

PASSING	ATT	CMP	YARDS	CMP%	YDS/ATT	TD	TD%	INT	INT%	LG	SK/YDS	RATING
Songin	212	98	1429	46.2	6.74	14	6.6	9	4.2	58t	—/—	73.2
Parilli	198	104	1314	52.5	6.64	13	6.6	9	4.5	53	—/—	76.8
Yewcic	8	3	25	37.5	3.13	1	12.5	2	25.0	18t	—/—	46.4
Cappelletti	1	1	27	100.0	27.00	1	100.0	0	0.0	27t	—/—	531.3
Burton	1	0	0	0.0	0.00	0	0.0	1	0.0	0	—/—	—
Patriots	420	206	2795	49.0	6.65	29	6.9	21	5.0	58t	33/256	72.8
Opponents	479	241	3490	50.3	7.29	27	5.6	22	4.6	75t	44/408	73.9

1962 FINAL OFFENSIVE STATISTICS (9-4-1)

Head Coach: Mike Holovak (9-4-1) • Second in AFL-East • Home Stadium: Boston University Field

DATE	W/L	SCORE	OPPONENT	ATTENDANCE
9/08	L	28-42	at Dallas Texans	32,000
9/16	W	34-21	Houston*	32,276
9/21	W	41-16	Denver	21,038
10/06	W	43-14	at N.Y. Titans	14,412
10/12	L	7-27	Dallas Texans	23,874
10/19	W	24-20	San Diego	20,888
10/26	W	26-16	Oakland	12,514
11/03	T	28-28	at Buffalo	33,247
11/11	W	33-29	at Denver	28,187
11/18	L	17-21	at Houston	35,250
11/23	W	21-10	Buffalo	20,021
11/30	W	24-17	N.Y. Titans	20,015
12/09	W	20-14	at San Diego	19,887
12/16	L	0-20	at Oakland	8,000

*Harvard Stadium

SCORING	TD	Ru	Pa	Rt	PAT	FG	S	TP
Cappelletti	5	0	5	0	38/40	20/35	0	128
Colclough	10	0	10	0	0/0	0/0	0	60
Burton	7	2	4	1	0/0	0/0	0	42
Garron	6	2	3	1	0/0	0/0	0	36
Crawford	4	2	2	0	1/1	0/0	0	26
Yewcic	2	2	0	0	0/0	0/0	0	12
Parilli	2	2	0	0	0/0	0/0	0	12
Romeo	1	0	1	0	0/0	0/0	0	6
Addison	1	0	0	1	0/0	0/0	0	6
King	1	1	0	0	0/0	0/0	0	6
Bruneu	1	0	0	1	0/0	0/0	0	6
Hall	1	0	0	1	0/0	0/0	0	6
PATRIOTS	41	11	25	5	39/41	20/35	0	346
Opponent	36	14	19	3	33/36	15/26	0	295

2-pt conv.: Crawford 1-1, Patriots 1-1, Opp.: 1-3

Team Statistics

	PATS	OPP
TOTAL FIRST DOWNS	230	220
By Rushing	100	68
By Passing	114	136
By Penalty	16	16
TOTAL NET YARDS	4736	4534
Avg. per Game	338.3	323.9
Total Offensive Plays	943	982
Avg. per Play	5.0	4.6
NET YARDS RUSHING	1970	1426
Total Rushing Plays	432	393
Avg. per Rush	4.6	3.6
Avg. per Game	140.7	101.9
NET YARDS PASSING	2766	3108
Avg. per Game	197.6	222.0
Sacked/Yards Lost	23/164	34/327
Gross Yards Passing	2930	3435
Att./Completions	382/195	450/216
Completion Pct.	51.0	48.0
Had Intercepted	13	25
PUNTS/AVERAGE	69/38.5	79/38.5
PUNT RETURNS/AVG	26/5.3	11/4.9
PENALTIES/YARDS	52/456	62/554
FUMBLES/BALLS LOST	37/20	26/10
TOUCHDOWNS	41	36
Rushing	11	14
Passing	25	19
Returns	5	3

Score by Periods	1	2	3	4	OT	Total
Patriots	50	116	78	102	--	346
Opponents	65	104	55	71	--	295

RUSHING	NO	YDS	AVG	LG	TD
Burton	134	548	4.1	59	2
Crawford	139	459	3.3	22	2
Garron	67	392	5.9	41t	0
Yewcic	33	215	6.5	27t	2
Parilli	28	169	6.0	33t	2
King	21	144	6.9	71t	1
Lott	8	34	4.3	11	0
Colclough	1	14	14.0	14	0
Cappelletti	1	-5	-5.0	-5	0
Patriots	432	1970	4.6	71t	11
Opponents	393	1426	3.6	63t	14

RECEIVING	NO	YDS	AVG	LG	TD
Colclough	40	868	21.7	78t	10
Burton	40	461	11.5	69t	4
Romeo	34	608	17.8	62	1
Cappelletti	34	479	14.0	40	5
Crawford	22	224	10.1	44	4
Garron	18	236	8.4	63t	3
King	5	42	8.4	33	0
Webb	1	11	11.0	11	0
Lott	1	1	1.0	1	0
Patriots	195	2930	15.0	78t	25
Opponents	216	3435	15.9	97t	19

INTERCEPTIONS	NO	YDS	AVG	LG	TD
O'Hanley	5	83	16.6	28	0
Felt	5	73	14.6	22	0
Addison	5	42	8.4	16	1
Hall	3	94	31.3	47t	1
Bruneu	3	70	23.3	33t	1
Buoniconti	2	3	1.5	3	0
Shonta	2	0	0.0	0	0
Patriots	25	365	14.6	47	3
Opponents	13	55	4.2	15	1

PUNTING	NO	YDS	AVG	LG	BLK
Yewcic	69	2654	38.5	56	1
Patriots	69	2654	38.5	56	1
Opp.	79	3040	38.5	75	0

PUNT RETURNS	NO	YDS	AVG	LG	TD
Burton	21	122	5.8	22	0
Bruneu	3	8	2.7	7	0
Buoniconti	1	8	8.0	8	0
Hall	1	0	0.0	0	0
Patriots	26	138	5.3	22	0
Opponents	11	54	4.9	15	0

KICK RETURNS	NO	YDS	AVG	LG	TD
Garron	24	686	28.6	95t	1
Burton	13	238	18.3	42	0
King	9	177	19.7	28	0
Stephens	2	46	23.0	31	0
Crawford	2	24	12.0	18	0
Loudt	1	15	15.0	15	0
Dee	1	14	14.0	14	0
Jacobs	1	0	0.0	0	0
Patriots	53	1200	22.6	95t	1
Opponents	64	1697	26.5	93t	1

Sacks: Eisenhower 5.5, Addison 5.0, Dee 4.0, Richardson 3.0, Rudolph 3.0, Klein 1.5, Bruneu 1.0, Buoniconti 1.0, Team 4.0.

FIELD GOALS	1-19	20-29	30-39	40-49	50+
Cappelletti	7-9	5-9	7-11	1-6	0-0
Patriots	7-9	5-9	7-11	1-6	0-0
Opp.	5-7	3-5	3-5	4-9	0-0

Cappelletti: (46B) (16N,46G,20G) (28G,33G) (28G,12G,38G) (44N,47N) (13G,31N) (25G, 17G,31G,11G) (38N) (35G,37G,18G,14N, 39G) (30N,26G, 20N,26N) (25N) (32G) (29N,18G, 43B, 9G) (37N,44N,32N,26N).

Opponents: () (49N,10N) (37B,18G) () (33G, 26N,24G) (43G,27G) (19G,27N) (14N,46N) (39N,16G,19G,46G,45N) () (36G) (47N,47N,37G) (42G,42G) (19G,21G).

Editors Note: Due to insufficient data, the starting line-ups from 1960-67 are incomplete.

1962 Coaching Staff: Fred Bruneu, Defensive Backfield, Marion Campbell, Defensive Line, Art Spinney, Offensive Line.

AFL All-Stars (6): LB Tom Addison (2), DB Fred Bruneu (2), DE Larry Eisenhower (1), WR Jim Colclough (1), DB Dick Felt (1), T Charlie Long (1).

PASSING	ATT	CMP	YARDS	CMP%	YDS/ATT	TD	TD%	INT	INT%	LG	SK/YDS	RATING
Parilli	252	140	1988	55.3	7.86	18	7.1	8	3.2	67t	--/--	91.3
Yewcic	126	54	903	42.9	7.17	7	5.6	5	4.0	78t	--/--	69.7
Garron	3	1	39	33.3	13.00	0	0.0	0	0.0	39	--/--	81.9
Patriots	382	195	2930	51.0	7.67	25	6.5	13	3.4	78t	23/164	84.1
Opps.	450	216	3435	48.0	7.63	19	4.2	25	5.6	97t	34/327	64.6

1963 FINAL OFFENSIVE STATISTICS (7-6-1)

Head Coach: Mike Holovak (7-6-1) • First in AFL-East • Home Stadium: Fenway Park

DATE	W/L	SCORE	OPPONENT	ATTENDANCE
9/08	W	38-14	* N.Y. Jets	24,120
9/14	L	13-17	at San Diego	26,097
9/22	W	20-14	at Oakland	17,131
9/29	L	10-14	at Denver	18,636
10/05	L	24-31	at N.Y. Jets	16,769
10/11	W	20-14	Oakland	26,494
10/18	W	40-21	Denver	25,418
10/26	L	21-28	at Buffalo	29,243
11/01	W	45-3	Houston	31,185
11/10	L	6-7	San Diego	28,402
11/17	T	24-24	Kansas City	17,270
12/01	W	17-7	Buffalo	16,981
12/08	W	46-28	at Houston	23,462
12/14	L	3-35	at Kansas City	12,598
AFL Playoffs				
12/28	W	26-8	at Buffalo	33,044
1/05	L	10-51	at San Diego	30,127

* game played at Boston College Alumni Stadium.

Team Statistics

	PATS	OPP
TOTAL FIRST DOWNS	227	222
By Rushing	92	59
By Passing	115	144
By Penalty	20	19
TOTAL NET YARDS	4201	3834
Avg. per Game	300.1	273.9
Total Offensive Plays	874	842
Avg. per Play	4.8	4.6
NET YARDS RUSHING	1618	1107
Total Rushing Plays	437	310
Avg. per Rush	3.7	3.6
Avg. per Game	115.6	79.1
NET YARDS PASSING	2583	2727
Avg. per Game	184.5	194.8
Sacked/Yards Lost	27/233	56/526
Gross Yards Passing	2816	3253
Att./Completions	410/184	476/230
Completion Pct.	44.9	48.3
Had Intercepted	29	29
PUNTS/AVERAGE	75/38.4	88/39.9
PUNT RETURNS/AVG	40/9.3	25/13.0
PENALTIES/YARDS	64/614	62/1583
FUMBLES/BALLS LOST	29/12	27/13
TOUCHDOWNS	37	35
Rushing	16	12
Passing	17	21
Returns	4	2

Score by Periods	1	2	3	4	OT	Total
Patriots	60	97	72	98	--	327
Opponents	56	69	59	73	--	257

SCORING	TD	Ru	Pa	RI	PAT	FG	S	TP
Cappelletti	2	0	2	0	35/36	22/38	0	113
Graham	5	0	5	0	0/0	0/0	0	30
Crump	5	5	0	0	0/0	0/0	0	30
Parilli	5	5	0	0	0/0	0/0	0	30
Garron	4	2	2	0	0/0	0/0	0	24
Lott	4	2	2	0	0/0	0/0	0	24
Colclough	3	0	3	0	0/0	0/0	0	18
Romeo	2	0	2	0	0/0	0/0	0	12
Suci	2	0	2	0	0/0	0/0	0	12
Buoniconti	1	0	0	1	0/0	0/0	0	6
Crawford	1	1	0	0	0/1	0/0	0	6
Yewcic	1	1	0	0	0/0	0/0	0	6
Neumann	1	0	1	0	0/0	0/0	0	6
Hunt	1	0	0	1	0/0	0/0	0	6
Team	0	0	0	0	0/0	0/0	1	2
PATRIOTS	37	16	17	4	35/37	22/38	1	327
Opponent	35	12	21	2	35/35	4/21	0	257

2-pt conv.: Crawford 0-1, Patriots 0-1, Opp.: 0-0.

RUSHING	NO	YDS	AVG	LG	TD
Garron	179	750	4.1	47t	2
Crawford	71	233	3.3	19	1
Yewcic	22	161	7.3	46	1
Neumann	44	148	3.4	17	0
Parilli	36	126	3.5	19	5
Crump	49	120	2.5	21	5
Lott	35	78	2.2	7	2
Cappelletti	1	2	2.0	2	0
Patriots	437	1618	3.7	47t	16
Opponents	310	1107	3.6	68t	12

RECEIVING	NO	YDS	AVG	LG	TD
Colclough	42	693	16.5	56t	3
Cappelletti	34	493	14.5	38	2
Romeo	32	418	13.1	38	3
Garron	26	418	16.0	76t	2
Graham	21	550	26.1	77t	5
Crawford	10	89	8.9	28	0
Neumann	10	48	4.8	16	1
Crump	6	46	7.7	12	0
Lott	3	61	20.3	55t	1
Patriots	184	2816	15.3	77t	17
Opponents	230	3253	14.1	74t	21

INTERCEPTIONS	NO	YDS	AVG	LG	TD
Suci	7	277	39.6	98t	2
Addison	4	27	6.7	17	0
Crump	3	81	27.0	35	0
O'Hanley	3	79	26.3	61	0
Buoniconti	3	42	14.0	26	0
Hall	3	24	8.0	14	0
Shonta	3	15	5.0	12	0
Hunt	1	78	78.0	78t	1
Stephens	1	22	22.0	22	0
Eisenhauer	1	0	0.0	0	0
Patriots	29	645	22.2	98t	3
Opponents	29	353	12.2	62t	1

PUNTING	NO	YDS	AVG	LG	BLK
Yewcic	75	2880	38.4	65	2
Patriots	75	2880	38.4	65	2
Opp.	88	3515	39.9	68	1

PUNT RETURNS	NO	YDS	AVG	LG	TD
Suci	25	233	9.3	22	0
Stephens	14	117	8.3	26	0
Garron	1	23	23.0	23	0
Patriots	40	373	9.3	26	0
Opponents	25	325	13.0	61	0

KICK RETURNS	NO	YDS	AVG	LG	TD
Garron	28	693	24.7	58	0
Suci	17	360	21.1	35	0
Crump	3	33	11.0	14	0
Watson	1	9	9.0	9	0
Yates	1	0	0.0	0	0
Patriots	50	1095	21.9	58	0
Opponents	68	1587	23.3	47	0

Sacks: Eisenhauer 9.0, Dee 7.0, Buoniconti 6.5, Rudolph 6.0, Antwine 4.0, Addison 2.5, Hall 2.0, Richardson 1.0, Team 8.0.

FIELD GOALS	1-19	20-29	30-39	40-49	50+
Cappelletti	2-3	3-4	12-16	5-14	0-1
Patriots	2-3	3-4	12-16	5-14	0-1
Opp.	0-1	1-2	2-9	1-8	0-1

Cappelletti: (47N,31G,44N) (35G,9N,36G) (46G,47G) (49N,18G) (45N,22G) (37G,32G) (24G,34G,42G,32G) (23B) (48N,40N,37N,37G) (38N,36G,25G,37N,55N) (32G,40N,43N) (41N,43G) (33G,38N,32G,44G) (14G).

Opponents: (39N) (30N,31G) () (43N, 38N, 52N) (36G,38N) () (40N,42B) (46G) (12N, 48N) (36N,27G,25N,45N) (37N) () (41N,37N, 49N).

Editors Note: Due to insufficient data, the starting line-ups from 1960-67 are incomplete.

1963 Coaching Staff: Fred Bruney, Defensive Backfield, Marion Campbell, Defensive Line, Art Spinney, Offensive Line.

AFL All-Stars (11): LB Tom Addison (3), DT Houston Antwine (1), LB Nick Buoniconti (1), WR/K Gino Cappelletti (2), DE Bob Dee (2), DE Larry Eisenhauer (2), RB Larry Garron (2), DB Ron Hall (1), G Charlie Long (2), G Billy Neighbors (1), QB Babe Parilli (1).

PASSING	ATT	CMP	YARDS	CMP%	YDS/ATT	TD	TD%	INT	INT%	LG	SK/YDS	RATING
Parilli	337	153	2345	45.4	6.96	13	3.9	24	7.1	77t	--	52.3
Yewcic	70	29	444	41.4	6.34	4	5.7	5	7.1	57t	--	52.4
Crawford	2	2	27	100.0	13.5	0	0.0	0	0.0	15	--	117.0
Garron	1	0	0	0.0	0.0	0	0.0	0	0.0	0	--	0.0
Patriots	410	184	2816	44.9	6.87	17	4.1	29	7.1	77t	27/233	52.2
Opps.	476	230	3253	48.3	6.83	21	4.4	29	6.1	74t	56/526	60.1

1964 FINAL OFFENSIVE STATISTICS (10-3-1)

Head Coach: Mike Holovak (10-3-1) • Second in AFL-East • Home Stadium: Fenway Park

DATE	W/L	SCORE	OPPONENT	ATTENDANCE
9/13	W	17-14	at Oakland	21,128
9/20	W	33-28	at San Diego	20,568
9/27	W	26-10	N.Y. Jets	22,716
10/04	W	39-10	at Denver	15,485
10/09	L	17-26	San Diego	35,096
10/16	T	43-43	Oakland	23,279
10/23	W	24-7	Kansas City	27,400
10/31	L	14-35	at N.Y. Jets	45,003
11/06	W	25-24	Houston	28,161
11/15	W	36-28	at Buffalo	42,308
11/20	W	12-7	Denver	24,979
11/29	W	34-17	at Houston	17,560
12/06	W	31-24	at Kansas City	13,166
12/20	L	14-24	Buffalo	38,021

Team Statistics

	PATS	OPP
TOTAL FIRST DOWNS	226	243
By Rushing	66	63
By Passing	144	165
By Penalty	16	15
TOTAL NET YARDS	4527	4360
Avg. per Game	323.4	311.4
Total Offensive Plays	856	933
Avg. per Play	5.1	4.7
NET YARDS RUSHING	1361	1143
Total Rushing Plays	381	356
Avg. per Rush	3.6	3.2
Avg. per Game	97.2	81.6
NET YARDS PASSING	3166	3217
Avg. per Game	226.1	229.8
Sacked/Yards Lost	29/301	47/428
Gross Yards Passing	3467	3645
Att./Completions	476/229	530/261
Completion Pct.	48.1	49.2
Had Intercepted	27	31
PUNTS/AVERAGE	78/38.0	82/41.5
PUNT RETURNS/AVG	38/7.3	24/7.7
PENALTIES/YARDS	53/467	84/744
FUMBLES/BALLS LOST	23/12	33/16
TOUCHDOWNS	41	36
Rushing	9	10
Passing	31	23
Returns	1	3

Score by Periods	1	2	3	4	OT	Total
Patriots	61	84	98	122	--	365
Opponents	65	81	69	82	--	297

SCORING	TD	Ru	Pa	Rt	PAT	FG	S	TP
Cappelletti	7	0	7	0	37/37	25/39	0	155
Garron	9	2	7	0	0/0	0/0	0	54
Graham	6	0	6	0	0/0	0/0	0	36
Colclough	5	0	5	0	2/2	0/0	0	34
Burton	5	3	2	0	0/0	0/0	0	30
Romeo	4	0	4	0	0/0	0/0	0	24
Garrett	2	2	0	0	0/0	0/0	0	12
Parilli	2	2	0	0	0/2	0/0	0	12
O'Hanley	1	0	0	1	0/0	0/0	0	6
Rudolph	0	0	0	0	0/0	0/0	1	2
PATRIOTS	41	9	31	1	39/41	25/39	1	365
Opponent	36	10	23	3	34/36	14/30	0	297

2-pt conv.: Cappelletti 1-1, Colclough 2-2, Parilli 0-2. Patriots 3-5, Opp.: 2-3.

RUSHING	NO	YDS	AVG	LG	TD	KICK RETURNS	NO	YDS	AVG	LG	TD
Garron	183	585	3.2	16	2	Garrett	32	749	23.4	42	0
Burton	102	340	3.3	33	3	Garron	10	198	19.8	31	0
Garrett	56	259	4.6	58	2	Burton	7	131	18.7	27	0
Parilli	34	168	4.9	32	2	Dukes	2	33	16.5	17	0
Cappelletti	1	7	7.0	7	0	Stephens	2	5	2.5	5	0
Yewcic	5	2	0.4	2	0	Cloutier	1	46	46.0	46	0
Patriots	381	1361	3.6	58	9	Romeo	1	5	5.0	5	0
Opponents	356	1143	3.2	71	10	Oakes	1	0	0.0	0	0
						Watson	1	0	0.0	0	0

RECEIVING	NO	YDS	AVG	LG	TD	Yates	1	0	0.0	0	0
Cappelletti	49	865	17.7	58	7	Patriots	58	1167	20.1	46	0
Graham	45	720	16.0	80	6	Opponents	70	1637	23.4	93	1
Garron	40	350	8.8	52	7						
Colclough	32	657	20.5	59	5	Sacks: Eisenhauer 7.5, Antwine 5.5, Buoniconti					
Burton	27	306	11.3	59	2	4.5, Dee 3.5, St. Jean 3.0, Hunt 2.5, Richardson					
Romeo	26	445	17.1	38	4	2.5, Rudolph 2.5, Dukes 2.0, O'Hanley 1.0,					
Garrett	8	101	12.6	57	0	Shonta 1.0, Team 2.0					
Snyder	1	12	12.0	12	0						
Crawford	1	11	11.0	11	0	FIELD GOALS	1-19	20-29	30-39	40-49	50+
						Cappelletti	6-6	5-6	5-9	8-16	1-2
Patriots	229	3467	15.1	80	31	Patriots	6-6	5-6	5-9	8-16	1-2
Opponents	261	3645	14.0	80	23	Opp.	5-6	0-2	5-8	4-13	0-1

INTERCEPTIONS						Cappelletti: (47N,48,46,46G,46G) (41G,53N, 45N, 26N,32G,37G,37G) (47G,26G, 49N,41G,42G, 44N) (11G,30G,16G, 47G,14G,17G) (48G) (41N,31N) (25G) (30N) (25G,33G,22G,41N) (0) (35N,51G) (35N,28G,15G,45N) (12G) (46N).											
Hall	11	148	13.5	50	0												
Webb	6	43	7.2	25	0												
Buoniconti	5	75	15.0	26	0												
O'Hanley	3	120	40.0	47	1												
Felt	2	10	5.0	8	0												
Addison	2	4	2.0	4	0												
Shonta	1	21	21.0	21	0												
Dukes	1	6	6.0	6	0												
						Opponents: (47N,48N) (26N,30G,12G) (40G, 47N) (32G) (54N,16G,17G) (41G, 33N,37G, 9B,38G) (43G) (46N,23N, 10G) (41G,33G, 35N) (46N,39N) (49N, 49G,41N) (42G) (32G).											
Patriots	31	427	13.8	50	1	Editors Note: Due to insufficient data, the starting line-ups from 1960-67 are incomplete.											
Opponents	27	485	18.0	70	1												

PUNTING	NO	YDS	AVG	LG	BLK	Cappelletti: (47N,46N,48G) (41G,57N, 45N, 26N,32G,37G,37G) (47G,26G, 49N,41G,42G, 44N) (11G,30G,16G, 47G,14G,17G) (48G) (41N,31N) (25G) (30N) (25G,33G,22G,41N) (35N,51G) (35N,28G,15G,45N) (12G) (46N).
Yewcic	73	2787	38.7	63	1	Opponents: (47N,48N) (26N,30G,12G) (40G, 47N) (32G) (54N,16G,17G) (41G, 33N,37G, 9B,38G) (43G) (46N,23N, 10G) (41G,33G, 035N) (46N,39N) (49N, 49G,41N) (42G) (12N).
Parilli	5	180	36.0	45	0	Editors Note: Due to insufficient data, the starting line-ups from 1960-67 are incomplete.
Patriots	78	2967	38.0	63	1	
Opp.	82	3401	41.5	67	1	

PUNT RETURNS	NO	YDS	AVG	LG	TD	1964 Coaching Staff: Art Spinney, Offensive Line, Carl Taseff, Defensive Backs, Chuck Weber, Defensive Line/Backfield.
Burton	11	78	7.1	19	0	AFL All-Stars (9): LB Tom Addison (4), DT Houston Antwine (2), LB Nick Buoniconti (2), WR/K Gino Cappelletti (3), DE Bob Dee (3), DE Larry Eisenhower (3), RB Larry Garron (3), C Jon Morris (1), QB Babe Parilli (2).
Cloutier	20	136	6.8	40	0	
Stephens	5	34	6.8	11	0	
Garrett	2	28	14.0	28	0	
Patriots	38	276	7.3	40	0	
Opponents	24	185	7.7	52	0	

PASSING	ATT	CMP	YARDS	CMP%	YDS/ATT	TD	TD%	INT	INT%	LG	SK/YDS	RATING
Parilli	473	228	3465	48.2	7.33	31	6.6	27	5.7	80	27/279	71.1
Garron	2	0	0	0.0	0.0	0	0.0	0	0.0	0	0/0	--
Yewcic	1	1	2	100.0	2.0	0	0.0	0	0.0	2	0/0	39.6
Cappelletti	0	0	0	0.0	0.0	0	0.0	0	0.0	0	1/11	--
Patriots	476	229	3467	48.1	7.28	31	6.5	27	5.7	80	29/301	70.4
Opps.	530	261	3645	49.2	6.88	23	4.3	31	5.8	80	47/428	61.9

1965 FINAL OFFENSIVE STATISTICS (4-8-2)

Head Coach: Mike Holovak (4-8-2) • Third in AFL-East • Home Stadium: Fenway Park

DATE	W/L	SCORE	OPPONENT	ATTENDANCE
9/11	L	7-24	at Buffalo	45,502
9/19	L	10-31	at Houston	32,445
9/24	L	10-27	Denver	26,782
10/03	L	17-27	at Kansas City	26,773
10/08	L	10-24	Oakland	24,824
10/17	T	13-13	San Diego	20,924
10/24	L	21-30	at Oakland	20,858
10/31	W	22-6	at San Diego	33,366
11/07	L	7-23	Buffalo	24,415
11/14	L	20-30	N.Y. Jets	18,589
11/21	T	10-10	Kansas City	13,056
11/28	W	27-23	at N.Y. Jets	59,334
12/12	W	28-20	at Denver	27,207
12/18	W	42-14	Houston	14,508

RUSHING	NO	YDS	AVG	LG	TD	KICK RETURNS	NO	YDS	AVG	LG	TD
Nance	111	321	2.9	20	5	Cunningham	17	374	22.0	45	0
Garron	74	259	3.5	59	1	Garrett	12	232	19.3	25	0
Parilli	50	200	4.0	17	0	Burton	7	188	26.9	39	0
Garrett	42	147	3.5	26	1	Bellino	7	138	19.7	26	0
Bellino	45	108	2.4	22	1	Garron	5	141	28.2	36	0
Bellino	24	49	2.0	10	0	Dukes	3	45	15.0	20	0
Johnson	19	29	1.5	9	0	Nance	3	40	13.3	19	0
Wilson	8	4	0.5	17	0	Johnson	2	29	14.5	16	0
Patriots	373	1117	3.0	59	8	Rudolph	1	4	4.0	4	0
Opponents	425	1531	3.6	63t	10	Canale	2	0	0.0	0	0
						Pyne	1	0	0.0	0	0

RECEIVING	NO	YDS	AVG	LG	TD	Patriots	NO	YDS	AVG	LG	TD
Colclough	40	677	16.9	41	3	Opponents	41	946	23.1	102t	1
Cappelletti	37	680	18.4	57t	9						
Graham	25	316	12.6	33	0	Sacks:	Eisenhauer 9.5, Antwine 3.5, Hunt 3.0,				
Whalen	22	381	17.3	67	0	Buoniconiti 2.0, Pyne 2.0, St. Jean 2.0, Addison					
Garron	15	222	14.8	52	1	1.0, Hall 1.0, Dukes 0.5, Long 0.5, Team 2.0.					
Romeo	15	203	13.5	36	2						
Nance	12	83	6.9	22	0	FIELD GOALS	1-19	20-29	30-39	40-49	50+
Burton	10	127	12.7	73t	2	Cappelletti	5/5	4/7	7/11	0/2	1/2
Garrett	7	49	7.0	15	2	Patriots	5/5	4/7	7/11	0/2	1/2
Bellino	5	74	14.8	20	0	Opp.	11/11	3/5	5/14	3/8	0/2
Johnson	4	29	7.3	23	0						
Yewcic	1	13	13.0	13	0	Cappelletti:	(47n) (33G,38n,25b) (16G) (18G)				
Patriots	193	2854	14.8	73t	19	(13G) (21G,26b,22G) (-) (36n,30G, 33G) (29n)					
Opponents	206	2891	14.0	85t	17	(35n,30G,30G,42n) (17G) (33G,53G) (-)					
						(36n,20G,50n,10G, 24G, 31G).					

INTERCEPTIONS	NO	YDS	AVG	LG	TD	Opponents:	(34n,36G,30b) (36n,36b, 45G)
Hall	3	35	11.7	29	0	(30G,18G) (14G,48G,43n,51n,36n) (47n,39n,	
Buoniconiti	3	31	10.3	26	0	38G,37n) (40G,42n,10G) (22G, 34n,19G,9G)	
Shonta	2	46	23.0	27	0	(49n,42n) (28G,16G,32G) (16G,19G,14G)	
Webb	2	45	22.5	45	0	(50n,32G,37n) (25n,14G, 13G,26G)(27b) ().	
Cunningham	2	16	8.0	10	0		
Hennessey	2	14	7.0	14	0	Editors Note:	Due to insufficient data, the
Graves	2	0	0.0	0	0	starting line-ups from 1960-67 are incom-	plete.
Farmer	1	16	16.0	16	0		
Addison	1	13	13.0	13	0		
Dukes	1	10	10.0	10	0		
O'Hanley	1	5	5.0	5	0		
Antwine	1	2	2.0	2	0		
Patriots	21	233	11.1	45	0	1965 Coaching Staff:	Jesse Richardson,
Opponents	29	365	12.6	38t	4	Defensive Line, Art Spinney, Offensive Line,	Chuck Weber, Defensive Line/ Backfield.

Team Statistics

	PATS	OPP
TOTAL FIRST DOWNS	214	232
By Rushing	55	92
By Passing	130	127
By Penalty	29	13
TOTAL NET YARDS	3624	4131
Avg. per Game	258.9	295.1
Total Offensive Plays	883	886
Avg. per Play	4.1	4.7
NET YARDS RUSHING	1117	1531
Total Rushing Plays	373	425
Avg. per Rush	3.0	3.6
Avg. per Game	79.8	109.4
NET YARDS PASSING	2507	2600
Avg. per Game	179.1	185.7
Sacks/Yards Lost	37/347	30/291
Gross Yards Passing	2854	2891
Att./Completions	473/193	431/206
Completion Pct.	40.8	47.8
Had Intercepted	29	21
PUNTS/AVERAGE	82/40.1	78/42.1
PENALTIES/YARDS	58/537	72/658
FUMBLES/BALLS LOST	24/12	24/9
TOUCHDOWNS	27	34
Rushing	8	10
Passing	19	17
Returns	0	7

Score by Periods	1	2	3	4	OT	Total
Patriots	39	98	46	61	-	244
Opponents	60	87	62	93	-	302

SCORING	TD	Ru	Pa	Rt	PAT	FG	S	TP
Cappelletti	9	0	9	0	27/27	17/27	0	132
Nance	5	5	0	0	0	0	0	30
Burton	3	1	2	0	0	0	0	18
Colclough	3	0	3	0	0	0	0	18
Garrett	3	1	2	0	0	0	0	18
Romeo	2	0	2	0	0	0	0	12
Garron	2	1	1	0	0	0	0	12
Cunningham	0	0	0	0	0	1	2	
Team	0	0	0	0	0	1	2	
PATRIOTS	27	8	19	0	27/27	17/27	2	244
Opponent	34	10	17	7	28/28	22/40	0	302

2-pt conv: Pats 0-0; Opp. 2-6 (1-4 pass; 1-2 run)

PASSING	ATT	CMP	YARDS	CMP%	YDS/ATT	TD	TD%	INT	INT%	LG	SK/YDS	RATING
Parilli	426	173	2597	40.6	6.10	18	4.2	26	6.1	73t	-/-	49.9
Wilson	46	20	257	43.5	5.59	1	2.2	3	6.5	30	-/-	41.9
Yewcic	1	0	0	0.0	0.00	0	0.0	0	0.0	0	-/-	--
Patriots	473	193	2854	40.8	6.03	19	4.0	29	6.1	73t	37/347	49.1
Opps.	431	206	2891	47.8	6.71	17	3.9	21	4.9	85t	30/291	62.5

1966 FINAL OFFENSIVE STATISTICS (8-4-2)

Head Coach: Mike Holovak (8-4-2) • Second in AFL East • Home Stadium: Fenway Park

DATE	W/L	SCORE	OPPONENT	ATTENDANCE
9/10	L	0-24	at San Diego	29,539
9/18	W	24-10	at Denver	25,337
9/25	L	24-43	Kansas City	22,641
10/02	T	24-24	N.Y. Jets	27,255
10/08	W	20-10	at Buffalo	45,542
10/23	W	35-17	San Diego	32,371
10/30	W	24-21	Oakland	26,941
11/06	L	10-17	Denver	18,154
11/13	W	27-21	Houston	23,426
11/20	T	27-27	at Kansas City	41,475
11/27	W	20-14	at Miami	22,754
12/04	W	14-3	Buffalo	39,350
12/11	W	38-14	at Houston	17,100
12/17	L	28-38	at N.Y. Jets	58,921

Team Statistics

	PATS	OPP
TOTAL FIRST DOWNS	243	243
By Rushing	100	68
By Passing	121	153
By Penalty	22	22
Third Down: Md/Att.	-	-

TOTAL NET YARDS	4536	4491
Avg. per Game	324.0	320.8
Total Offensive Plays	889	900
Avg. per Play	5.1	5.0

NET YARDS RUSHING	1963	1135
Total Rushing Plays	471	369
Avg. per Rush	4.2	3.1
Avg. per Game	140.2	81.1

NET YARDS PASSING	2573	3356
Avg. per Game	183.8	239.7
Sacked/Yards Lost	25/211	22/209
Gross Yards Passing	2784	3565
Att./Completions	393/186	509/247
Completion Pct.	47.3	48.5
Had Intercepted	21	22

PUNTS/PERCENTAGE	76/36.5	86/38.5
PENALTIES/YARDS	64/601	76/757

FUMBLES/BALLS LOST	25/13	30/15
---------------------------	--------------	--------------

TOUCHDOWNS	38	36
Rushing	17	7
Passing	20	26
Returns	1	3

Score by Periods	1	2	3	4	OT	Total
Patriots	58	111	89	57	-	315
Opponents	64	58	61	100	-	283

SCORING	TD	Ru	Pa	Rt	PAT	FG	S	TP
Cappelletti	6	0	6	0	35/36	16	0	119
Nance	11	11	0	0	0	0	0	66
Garron	9	4	5	0	0	0	0	54
Graham	4	0	4	0	0	0	0	24
Whalen	4	0	4	0	0	0	0	24
Cappadona	1	1	0	0	1/1	0	0	8
Bellino	1	0	1	0	0	0	0	6
Hunt	1	0	0	1	0	0	0	6
Parilli	1	1	0	0	0	0	0	6
Romeo	0	0	0	0	1/1	0	0	2
Patriots	38	17	20	1	37/38	16/32	0	315
Opponent	36	7	26	3	34/36	11/26	0	283

2-pt conv.: Cappadona 1-1, Romeo 1-1. Pats 2-2, opp. 0-0.

RUSHING	NO	YDS	AVG	LG	TD	KICK RETURNS	NO	YDS	AVG	LG	TD
Nance	299	1458	4.9	65t	11	Bellino	18	410	22.8	43	0
Garron	101	319	3.2	54	4	Cunningham	17	371	21.8	39	0
Cappadona	22	88	4.0	13	1	Purvis	8	185	23.1	34	0
Parilli	28	42	1.5	17	1	Cappadona	3	46	15.3	17	0
Huarte	7	40	5.7	13	0	Garron	2	49	24.5	29	0
Garrett	13	21	1.6	5	0	Johnson, B.	2	45	22.5	23	0
Yewcic	1	-5	-5.0	-5	0	Singer	1	27	27.0	27	0
Patriots	471	1963	4.2	65t	17	Mangum	1	8	8.0	8	0
Opponents	369	1135	3.1	61	7	Colclough	1	2	2.0	2	0
						Johnson	1	2	2.0	2	0

RECEIVING	NO	YDS	AVG	LG	TD	Patriots	NO	YDS	AVG	LG	TD
Graham	51	673	13.2	42	4	Opponents	46	988	21.5	62	0
Cappelletti	43	676	15.7	63t	6						
Garron	30	416	13.9	61t	5	Sacks:	Hunt 9.0, Eisenhauer 4.5, Dee 2.5,				
Whalen	29	502	17.3	45	4	Addison 2.0, Farmer 2.0, Antwine 1.5, Fraser 1.5,					
Colclough	16	284	17.8	32	0	Team 1.0.					
Nance	8	103	12.9	45	0						
Bellino	6	77	12.8	25t	1	FIELD GOALS	1-19	20-29	30-39	40-49	50+
Romeo	2	46	23.0	29	0	Cappelletti	6/6	1/4	6/9	3/11	0/2
Garrett	1	7	7.0	7	0	Patriots	6/6	1/4	6/9	3/11	0/2
Patriots	186	2784	15.0	63t	20	Opp.	6/6	1/5	2/7	2/7	0/1
Opponents	247	3565	14.4	77t	26						

INTERCEPTIONS	NO	YDS	AVG	LG	TD
Hall	6	159	26.5	87	0
Hennessey	6	99	16.5	33	0
Buoniconti	4	43	10.8	41	0
Felt	2	35	17.5	32	0
Shonta	1	9	9.0	9	0
Fraser	1	3	3.0	3	0
Graves	1	0	0.0	0	0
Webb	1	0	0.0	0	0
Patriots	22	348	15.8	87	0
Opponents	21	204	9.7	32t	2

PUNTING	NO	YDS	AVG	LG	BLK
Fraser	55	2044	37.2	68	2
Yewcic	21	732	34.9	49	1
Patriots	76	2776	36.5	68	3
Opp.	86	3312	38.5	60	1

PUNT RETURNS	NO	FC	YDS	AVG	LG	TD
Hennessey	7	0	39	5.6	11	0
Johnson	7	0	37	5.3	12	0
Purvis	5	0	43	8.6	18	0
Bellino	4	0	19	4.8	13	0
Graves	1	0	5	5.0	5	0
Patriots	24	0	143	6.0	18	0
Opponents	20	0	127	6.4	21	1

1966 Coaching Staff: Rommie Loudd, Linebackers, Jesse Richardson, Defensive Line, Art Spinney, Offensive Line, Chuck Weber, Defensive Line/Backfield.

AFL All-Stars (11): DT Houston Antwine (4), LB Nick Buoniconti (4), WR/K Gino Cappelletti (4), DE Larry Eisenhauer (4), DT Jim Lee Hunt (2), C Jon Morris (3), FB Jim Nance (1), T Tom Neville (1), QB Babe Parilli (3), DB Chuck Shonta (1), G Len St. Jean.

PASSING	ATT	CMP	YARDS	CMP%	YDS/ATT	TD	TD%	INT	INT%	LG	SK/YDS	RATING
Parilli	382	181	2721	47.4	7.12	20	5.2	20	5.2	63t	-/-	66.9
Huarte	11	5	63	45.5	5.73	0	0.0	1	9.0	17	-/-	26.4
Patriots	393	186	2784	47.3	7.08	20	5.1	21	5.3	63t	25/211	65.9
Opps.	509	247	3565	48.5	7.00	26	5.1	22	4.3	77t	22/209	70.8

1967 FINAL OFFENSIVE STATISTICS (3-10-1)

Head Coach: Mike Holovak (3-10-1) • Fifth in AFL-East • Home Stadium: Fenway Park

DATE	W/L	SCORE	OPPONENT	ATTENDANCE
9/03	L	21-26	at Denver	35,488
9/09	L	14-28	at San Diego	39,227
9/17	L	7-35	at Oakland	26,289
9/24	W	23-0	at Buffalo	45,748
10/08	T	31-31	at San Diego	23,620
10/15	W	41-10	Miami	23,955
10/22	L	14-48	Oakland	25,057
10/29	L	23-30	at N.Y. Jets	62,784
11/05	W	18-7	Houston	19,422
11/12	L	10-33	Kansas City	23,010
11/19	L	24-29	N.Y. Jets	26,790
11/26	L	6-27	at Houston	28,044
12/09	L	16-44	Buffalo	20,627
12/17	L	32-41	at Miami	25,969

Team Statistics

TOTAL FIRST DOWNS	219	219				
By Rushing	80	61				
By Passing	120	138				
By Penalty	19	20				
TOTAL NET YARDS	4027	4206				
Avg. per Game	287.6	300.4				
Total Offensive Plays	870	871				
Avg. per Play	4.6	4.8				
NET YARDS RUSHING	1604	1350				
Total Rushing Plays	391	417				
Avg. per Rush	4.1	3.2				
Avg. per Game	114.6	96.4				
NET YARDS PASSING	2423	2856				
Avg. per Game	173.1	204.0				
Sacked/Yards Lost	45/361	31/267				
Gross Yards Passing	2784	3123				
Att./Completions	434/191	423/211				
Completion Pct.	44.0	49.9				
Had Intercepted	32	17				
PUNTS/AVERAGE	65/40.5	73/41.9				
PENALTIES/YARDS	59/520	70/722				
FUMBLES/BALLS LOST	37/22	26/15				
TOUCHDOWNS	33	48				
Rushing	10	12				
Passing	20	28				
Returns	3	8				
Score by Periods	1	2	3	4	OT	Total
Patriots	74	81	60	65	-	280
Opponents	76	139	66	108	-	389

SCORING	TD	Ru	Pa	Rt	PAT	FG	S	TP
Cappelletti	3	0	3	0	29/30	16/31	0	95
Nance	8	7	1	0	0	0	0	48
Garron	5	0	5	0	0	0	0	30
Whalen	5	0	5	0	0	0	0	30
Graham	4	0	4	0	0	0	0	24
Trull	3	3	0	0	0	0	0	18
Cappadonna	1	0	1	0	0	0	0	6
Charles	1	0	0	1	0	0	0	6
Cunningham	1	0	0	1	0	0	0	6
Garrett	1	0	0	1	0	0	0	6
Leo	1	0	1	0	0	0	0	6
Buoniconti	0	0	0	0	0	1	2	2
Hunt	0	0	0	0	0	1	2	2
Canale	0	0	0	0	1/1	0	0	1
PATRIOTS	33	10	20	3	30/31	16/31	2	280
Opponent	48	12	28	8	44/45	19/31	0	389

2-pt. Conversions: Patriots 0-2, Opp. 0-2.

RUSHING	No	Yds	Avg	Lg
Nance	269	1216	4.5	53
Garron	46	163	3.5	20
Cappadonna	28	100	3.6	11
Parilli	14	61	4.4	18
Trull	19	35	1.8	10
Bellini	6	15	2.5	10
Leo	1	7	7.0	7
Garrett	5	7	1.4	8
Huarte	2	5	2.5	4
Graham	1	-5	-5.0	-5
Patriots	391	1604	4.1	53
Opponents	417	1350	3.2	67

RECEIVING	No	YDS	AVG	LG
Graham	41	606	14.8	79t
Whalen	39	651	16.7	41t
Cappelletti	35	397	11.3	35
Garron	30	507	16.9	66
Nance	22	196	8.9	36
Colclough	14	263	18.8	52
Cappadonna	6	104	17.3	42
Trull	1	25	25.0	25t
Nichols	1	19	19.0	19
Garrett	1	12	12.0	12
Romeo	1	4	4.0	4
Patriots	191	2784	14.6	79t
Opponents	211	3123	10.1	75t

INTERCEPTIONS	No	YDS	AVG	LG
Webb	4	91	22.8	41
Buoniconti	4	7	1.8	7
Shonta	3	57	19.0	28
Mitchell	3	9	3.0	9
Cunningham, J.	1	54	54.0	54
Charles	1	35	35.0	35t
Hall	1	4	4.0	4
Patriots	17	257	15.1	54t
Opponents	32	640	20.0	68t

PUNTING	No	YDS	AVG	LG	BLK
Swanson	65	2632	40.5	62	0
Patriots	65	2632	40.5	62	0
Opp.	73	3062	41.9	60	1

PUNT RETURNS	No	FC	YDS	AVG	LG
Bellini	15	8	129	8.6	18
Cunningham, J.	17	5	105	6.2	44
Johnson	6	1	124	20.7	52
Leo	5	0	54	10.8	43
Patriots	43	14	412	9.6	52
Opponents	31	12	252	8.1	39

KICK RETURNS	No	YDS	AVG	LG	TD
Cunningham	30	627	20.9	41	0
Bellini	18	357	19.8	32	0
Leo	11	232	21.1	31	0
Garrett	4	73	18.3	20	0
Garron	3	73	24.3	26	0
Cappadonna	3	26	14.5	20	0
Singer	2	29	14.5	20	0
Ilg	1	10	10.0	10	0
Johnson	1	9	9.0	9	0
Patriots	73	1436	19.7	41	0
Opponents	45	946	21.0	51	0

Sacks: Antwine 6.0, Eisenhower 6.0, Hunt 5.0, Dee 2.5, Buoniconti 1.0, Ilg 1.0, Satcher 1.0, Shonta 1.0, Philpott 0.5, Team 2.0.

FIELD GOALS	1-19	20-29	30-39	40-49	50+
Cappelletti	4/6	3/4	3/6	6/11	0/4
Patriots	4/6	3/4	3/6	6/11	0/4
Opp.	7/8	6/7	4/6	2/9	0/1

Cappelletti: (-) (38n) (-) (33G,23G,49n, 20n,44n,44n,45G) (37n,51n,41G) (36n, 17b) (-) (14G,42G,33G) (50n,40G,13b, 12G,18G) (47n,24G) (14G) (40G,50n, 51n,30G) (40n) (41G,20G).

Opponents: (20G,9G) (45n,50n,42n) (-) (49n,20n,39n) (32G,49n) (34G,35n) (12G, 24G) (41n,14G,21G,26G,15n) (-) (33G,36G) (40G,49n) (44G,47n,23G) (12G,11G,23G) (13G,13G).

Editors Note: Due to insufficient data, the starting line-ups from 1960-67 are incomplete.

1967 Coaching Staff: Rommie Lound, Linebackers, Jesse Richardson, Defensive Line, Art Spinney, Offensive Line, Chuck Weber, Defensive Line/Backfield.

AFL All-Stars (7): DT Houston Antwine (5), LB Nick Buoniconti (5), RB Larry Garron (4), DT Jim Lee Hunt (3), C Jon Morris (4), FB Jim Nance (2), T Don Oakes (1).

PASSING	ATT	CMP	YARDS	CMP%	YDS/ATT	TD	TD%	INT	INT%	LG	SK/YDS	RATING
Parilli	344	161	2317	46.8	6.74	19	5.5	24	7.0	79t	29/250	58.3
Trull	81	27	442	33.3	5.46	1	1.2	7	8.6	52	11/75	20.8
Huarte	9	3	25	33.3	2.78	0	0.0	1	11.1	15	5/36	2.8
Patriots	434	191	2784	44.0	6.41	20	4.6	32	7.4	79t	45/361	50.0
Opps.	423	211	3123	49.9	7.38	28	6.6	17	4.0	75t	31/267	79.8

1968 FINAL OFFENSIVE STATISTICS (4-10)

Head Coach: Mike Holovak (4-10) • Fourth in AFL East • Home Stadium: Fenway Park

DATE	W/L	SCORE	OPPONENT	ATTENDANCE
9/08	W	16-7	at Buffalo	38,865
9/22	L	31-47	*N.Y. Jets	29,192
9/29	W	20-17	at Denver	37,024
10/06	L	10-41	at Oakland	44,253
10/13	L	0-16	Houston	32,502
10/20	W	23-6	Buffalo	21,082
10/27	L	14-48	at N.Y. Jets	62,351
11/03	L	14-35	Denver	18,304
11/10	L	17-27	San Diego	19,278
11/17	L	17-31	at Kansas City	48,271
11/24	L	10-34	Miami	18,305
12/01	W	33-14	Cincinnati	17,796
12/08	L	7-38	at Miami	24,242
12/15	L	17-45	at Houston	34,198

* at Birmingham, Ala.

Team Statistics

<i>Team Statistics</i>	<i>PATS</i>	<i>OPP</i>
TOTAL FIRST DOWNS	181	237
By Rushing	69	86
By Passing	94	123
By Penalty	18	28
TOTAL NET YARDS	3127	4415
Avg. per Game	223.4	315.4
Total Offensive Plays	868	922
Avg. per Play	3.6	4.8
NET YARDS RUSHING	1362	1825
Total Rushing Plays	421	479
Avg. per Rush	3.2	3.8
Avg. per Game	97.3	130.4
NET YARDS PASSING	1765	2590
Avg. per Game	126.1	185.0
Sacked/Yards Lost	38/356	27/236
Gross Yards Passing	2121	2826
Att./Completions	409/160	416/200
Completion Pct.	39.1	48.1
Had Intercepted	33	23
PUNTS/AVERAGE	96/39.9	81/40.5
PENALTIES/YARDS	67/682	70/874
FUMBLES/BALLS LOST	28/20	37/17
TOUCHDOWNS	26	49
Rushing	8	22
Passing	16	20
Returns	2	7

Score by Periods	1	2	3	4	OT	Total
Patriots	45	57	65	62	-	229
Opponents	83	111	89	123	-	406

SCORING	TD	Ru	Pa	Rt	PAT	FG	S	TP	
Cappelletti	2	0	2	0	0	26/26	15/27	0	83
Whalen	7	0	7	0	0	0	0	0	42
Marsh	4	0	4	0	0	0	0	0	24
Nance	4	0	0	0	0	0	0	0	24
Gamble	2	1	1	0	0	0	0	0	12
Thomas	2	2	0	0	0	0	0	0	12
Garron	1	1	0	0	0	0	0	0	6
Graham	1	0	1	0	0	0	0	0	6
Philpott	1	0	0	1	0	0	0	0	6
Scarpitto	1	0	1	0	0	0	0	0	6
Witt	1	0	0	1	0	0	0	0	6
Satcher	0	0	0	0	0	0	0	1	2
Patriots	26	8	16	2	26/26	15/27	1	229	
Opponent	49	22	20	7	49/49	21/31	0	406	
2-Pt. Conversions:									Patriots: 0-0. Opp: 0-0.

2-Pt. Conversions: Patriots 0-0, Opp. 0-0.

RUSHING	NO	YDS	AVG	LG	TD
Nance	177	593	3.4	30t	4
Gamble	78	311	4.0	40t	1
Thomas	88	215	2.4	25	2
Garron	36	97	2.7	18	1
Sherman	25	80	3.2	17	0
Taliaferro	8	51	6.4	21	0
Marsh	4	8	2.0	11	0
Johnson	2	6	3.0	6	0
Cappelletti	1	2	2.0	2	0
Whalen	1	0	0.0	0	0
Corcoran	1	-1	-1.0	-1	0
Patriots	421	1362	3.2	40t	8
Opponents	479	1825	3.8	55t	22

RECEIVING	NO	YDS	AVG	LG	TD
Whalen	47	718	15.3	87t	7
Marsh	19	331	17.4	70t	4
Murphy	18	268	14.9	26	0
Graham	16	242	15.1	34	1
Nance	14	51	3.6	13	0
Cappelletti	13	182	14.0	30	2
Gamble	11	55	5.0	16	1
Thomas	10	85	8.5	32	0
Colclough	8	136	17.0	44	0
Scarpitto	2	49	24.5	33t	1
Garron	1	4	4.0	4	0
Canale	1	0	0.0	0	0
Patriots	160	2121	13.3	87t	16
Opponents	200	2826	14.1	90t	20

INTERCEPTIONS	NO	YDS	AVG	LG	TD
Mitchell	7	41	5.9	20	0
Philpott	4	31	7.8	17	0
Buoniconti	3	22	7.3	14	0
Johnson	2	33	16.5	19	0
McMahon	2	27	13.5	27	0
Charles	1	29	29.0	29	0
Cheyunski	1	21	21.0	21	0
Johnson	1	11	11.0	11	0
Witt	1	4	4.0	4t	1
Satcher	1	1	1.0	1	0
Patriots	23	220	9.6	29	1
Opponents	33	510	15.5	94t	3

PUNTING	NO	YDS	AVG	LG	BLK
Swanson	62	2449	39.5	57	2
Scarpitto	34	1382	40.6	87	2
Patriots	96	3831	39.9	87	4
Opp.	81	3280	40.5	65	0

PUNT RETURNS	NO	FC	YDS	AVG	LG	TD
Porter	22	5	135	6.1	24	0
Johnson, B.	10	8	34	3.4	9	0
Leo	2	0	12	6.0	8	0
Graham	2	3	11	5.5	6	0
Johnson, D.	1	3	5	5.0	5	0
PATRIOTS	37	19	197	5.3	24	0
OPPONENTS	59	13	502	8.5	76T	1

KICK RETURNS	NO	YDS	AVG	LG	TD
Porter	36	812	22.6	61	0
Johnson, B.	22	442	20.1	36	0
Marsh	4	74	18.5	27	0
Johnson, D.	3	63	21.0	26	0
Long	2	20	10.0	11	0
Thomas	1	22	22.0	22	0
Graham	1	9	9.0	9	0
Cheyunski	1	0	0.0	0	0
Gamble	1	0	0.0	0	0
Patriots	71	1442	20.3	61	0
Opponents	40	901	22.5	63	0

Sacks: Antwine 7.5, Philpott 4.0, Byrd 3.5, Buoniconti 3.0, Witt 3.0, Hunt 1.5, Cheyunski 1.0, Toner 1.0, Eisenhower 0.5, Team 2.0.

FIELD GOALS	1-19	20-29	30-39	40-49	50+
Cappelletti	4/4	6/7	4/6	1/8	0/2
Patriots	4/4	6/7	4/6	1/8	0/2
Opp.	7/8	7/8	4/5	3/8	0/2

Cappelletti: (106,28G,30G) (31G) (50n, 22G, 42n,7G) (24G) (49n) (39G,50n,20G, 49n,16G) (-) (-) (25n,45n,35G) (29G,34G, 45n,35n) (15G,49n) (27G,42G) (-) (42G).

Opponents: (42n,47b) (30G,27G,27G, 48G) (27G,43n,24n) (19G,33G) (44G, 40b,13b, 15G,25G) (16G,11G) (12G, 23G) (-) (32G,33G) (40G,50n) (17G,22G) (-) (33n,25G) (54n,42n,16G).

Starters: Offense: WR Art Graham (6), Jim Colclough (4), Bill Murphy (4); LT Tom Funchess (12), Don Oakes (2); LG Justin Canale (13), Tom Funchess (1); C Jon Morris (14), RG Lennie St. Jean (13), Carl Singer (1); RT Tom Neville (13), D. Oakes (1); TE Jim Whalen (13), Bobby Nichols (1); WR Aaron Marsh (12), Gino Cappelletti (2); QB Mike Taliaferro (8), Tom Sherman (5), Jim Corcoran (1); RB R.C. Gamble (5), Jim Nance (5), Gene Thomas (3), Bill Murphy (1); FB J. Nance (7), R.C. Gamble (3), Larry Garon (2), G. Thomas (2).

Defense: LE Dennis Byrd (10), Jim Lee Hunt (4); LT J.L. Hunt (10), D. Byrd (4); RE Larry Eisenhower (8), Mel Witt (6); RT Houston Antwine (14); LLB Ed Philpott (14); MLB Nick Buoniconti (9), Jim Cheyunski (4), Ray Ilg (1); RLB Doug Satcher (13), Ed Koontz (1); LCB Leroy Mitchell (13), Daryl Johnson (1); RCB D. Johnson (10), John Charles (1), Bill Johnson (1), Art McMahon (1), L. Mitchell (1); SS J. Charles (6), Don Webb (4), B. Johnson (3), A. McMahon (1); FS D. Webb (5), J. Charles (4), A. McMahon (3), B. Johnson (1), D. Johnson (1).

1968 Coaching Staff: Claude Gibson, Defensive Backfield, Jesse Richardson, Defensive Line, Art Spinney, Offensive Line, Tom Yewic Offensive Backfield.

AFL All-Stars (5): DT Houston Antwine (6), WR/K Gino Cappelletti (5), CB Leroy Mitchell (1), C Jon Morris (5), T Tom Neville (2).

PASSING	ATT	CMP	YARDS	CMP%	YDS/ATT	TD	TD%	INT	INT%	LG	SK/YDS	RATING
Sherman	226	90	1199	39.8	5.31	12	5.3	16	7.1	87t	19/190	45.5
Taliaferro	176	67	889	38.1	5.05	4	2.3	15	8.5	70t	18/156	27.1
Corcoran	7	3	33	42.9	4.71	0	0.0	2	28.6	14	1/10	17.9
Patriots	409	160	2121	39.1	5.19	16	3.9	33	8.1	87t	38/356	35.6
Opps.	416	200	2826	48.1	6.79	20	4.8	23	5.5	90t	27/236	63.6

1969 FINAL OFFENSIVE STATISTICS (4-10)

Head Coach: Clive Rush (4-10) • Tied Third in AFL East • Home Stadium: B.C. Alumni Stadium

DATE	W/L	SCORE	OPPONENT	ATTENDANCE
9/14	L	7-35	at Denver	43,679
9/21	L	0-31	Kansas City	22,002
9/28	L	23-38	Oakland	19,069
10/05	L	14-23	N.Y. Jets	25,584
10/11	L	16-23	at Buffalo	46,201
10/19	L	10-13	San Diego	18,346
10/26	L	17-23	at N.Y. Jets	62,298
11/02	W	24-0	Houston	19,006
11/09	L	16-17	Miami	19,821
11/16	W	25-14	at Cincinnati	27,927
11/23	W	35-21	Buffalo	25,584
11/30	W	38-23	at Miami (Tampa)	32,121
12/07	L	18-28	at San Diego	33,146
12/14	L	23-27	at Houston	39,215

Team Statistics

	PATS	OPP
TOTAL FIRST DOWNS	166	278
By Rushing	64	142
By Passing	87	115
By Penalty	15	21

TOTAL NET YARDS	3419	4810
Avg. per Game	244.2	343.6
Total Offensive Plays	729	898
Avg. per Play	4.7	5.4

NET YARDS RUSHING	1489	2359
Total Rushing Plays	367	528
Avg. per Rush	4.1	4.5
Avg. per Game	106.4	168.5

NET YARDS PASSING	1930	2451
Avg. per Game	138.6	175.1
Sacked/Yards Lost	24/261	22/159
Gross Yards Passing	2191	2619
Att./C Completions	338/162	348/203
Completion Pct.	47.9	58.3
Had Intercepted	18	20

PUNTS/AVERAGE	70/41.5	55/38.6
PENALTIES/YARDS	77/837	69/810
FUMBLES/BALLS LOST	15/10	33/14

TOUCHDOWNS	32	38
Rushing	11	18
Passing	19	18
Returns	2	2

Score by Periods	1	2	3	4	OT	Total
Patriots	88	63	24	91		266
Opponents	78	82	92	64		316

SCORING	TD	R	Pa	Rt	PAT	FG	S	TP
Cappelletti	0	0	0	0	26/27	14/34	0	68
Frazier	7	0	7	0	0	0	0	42
Garrett	7	5	2	0	0	0	0	42
Nance	6	6	0	0	0	0	0	36
Sellers	6	0	6	0	0	0	0	36
Rademacher	3	0	3	0	0	0	0	18
Johnson	1	0	0	1	0	0	1	8
Charles	1	0	0	1	0	0	0	6
Whalen	1	0	1	0	0	0	0	6
Jones	0	0	0	0	0	0	1	2
Hammond	0	0	0	0	1/1	0	0	2
Patriots	32	11	19	2	27/32	14/34	2	266
Opponent	38	18	18	2	37/38	17/28	0	316

2-Pt. Conversions:	Hammond 1-1, Janik 0-1, Taliaferro 0-1, Patriots 1-3, Opp. 0-0.
---------------------------	---

RUSHING	NO	YDS	AVG	LG	TD	KICK RETURNS	NO	YDS	AVG	LG	TD
Nance	193	750	3.9	43	6	Garrett	28	792	28.3	63	0
Garrett	137	691	5.0	80t	5	Marsh	6	136	22.7	41	0
Gamble	16	35	2.2	9	0	Blanks	6	131	21.8	25	0
Blanks	7	30	4.3	12	0	Scott	6	43	7.2	14	0
Frazier	2	-1	-0.5	9	0	Gladioux	4	61	15.3	20	0
Taliaferro	12	-16	-1.3	2	0	Carwell	1	28	28.0	28	0
Patriots	367	1489	4.1	80t	11	Gamble	1	23	23.0	23	0
Opponents	528	2359	4.5	72	18	Berger	1	20	20.0	20	0
						Schottenheimer	1	13	13.0	13	0

RECEIVING	NO	YDS	AVG	LG	TD	Patriots	NO	YDS	AVG	LG	TD
Garrett	29	267	9.2	34	2	Opponents	54	1247	23.1	63	0
Nance	29	168	5.8	27	0		56	1068	19.1	47	0
Sellers	27	705	26.1	77	0						
Frazier	19	306	16.1	50t	7	Sacks:	Antwine 5.0, Hunt 3.5, Eisenhower 3.0,				
Rademacher	17	217	12.8	40	7	Berger 2.0, Cheynuski 1.5, Carwell 1.0, Henke					
Whalen	16	235	14.7	47	1	1.0, Jacobs 1.0, Philpott 1.0, Witt 1.0, Team					
Marsh	8	108	13.5	21	0	2.0.					
Gamble	7	74	10.6	20	0	FIELD GOALS	1-19	20-29	30-39	40-49	50+
Brown	6	69	11.5	15	0	Cappelletti	6/7	1/4	6/12	1/9	0/2
Blanks	2	16	8.0	13	0	Patriots	6/7	1/4	6/12	1/9	0/2
Cappelletti	1	21	21.0	21	0	Opp.	8/8	7/9	2/8	0/2	0/1
Richardson	1	5	5.0	5	0						

Gamble	7	74	10.6	20	0	FIELD GOALS	1-19	20-29	30-39	40-49	50+
Brown	6	69	11.5	15	0	Cappelletti	6/7	1/4	6/12	1/9	0/2
Blanks	2	16	8.0	13	0	Patriots	6/7	1/4	6/12	1/9	0/2
Cappelletti	1	21	21.0	21	0	Opp.	8/8	7/9	2/8	0/2	0/1
Richardson	1	5	5.0	5	0						

PUNTING	NO	YDS	AVG	LG	BLK	Mike Montler (11), Charlie Long (3); C Jon
Garrett	12	0	159	13.3	45	Morris (14); RG Lennie St. Jean; RT Tom Neville
Carwell	5	0	43	8.6	13	(14); TE Jim Whalen (11), Barry Brown (2), C
Blanks	5	2	10	2.0	12	Frazier (1); WR Ron Sellers (9), Aaron Marsh
Janik	1	0	0	0.0	0	(4), B. Rademacher (1); QB Mike Taliaferro (14);
Gamble	0	1	0	0.0	0	RB Carl Garrett (5), Jim Nance (5), R.C. Gamble
Gladioux	0	3	0	0.0	0	(4); FB J. Nance (9), C. Garrett (1), R.C. Gamble
Patriots	23	6	212	9.2	45	(1).
Opponents	19	21	114	6.0	64	Defense: LE Karl Henke (7), Ray Jacobs (5),

PUNT RETURNS	NO	FC	YDS	AVG	LG	TD	John Cagle (1), Mel Witt (1); LT Jim Lee Hunt
Garrett	12	0	159	13.3	45	0	(14); RE Larry Eisenhower (13), Ron Berger (1);
Carwell	5	0	43	8.6	13	0	RE Houston Antwine (14); LLB Ed Philpott
Blanks	5	2	10	2.0	12	0	(14); MLB Jim Cheynuski (14); John Bramlett
Janik	1	0	0	0.0	0	0	(12), Marty Schottenheimer (1), J.R. William
Gamble	0	1	0	0.0	0	0	(1); LCB Larry Carwell (13), John Outlaw (1);
Gladioux	0	3	0	0.0	0	0	RCB Daryl Johnson (14); SS John Charles (11),
Patriots	23	6	212	9.2	45	0	Don Webb (2), Tom Janik (1); FS D. Webb (12),
Opponents	19	21	114	6.0	64	0	J. Charles (2).

PATRIOTS	32	11	19	2	27/32	14/34	2	266
OPPONENTS	38	18	18	2	37/38	17/28	0	316

2-Pt. Conversions:	Hammond 1-1, Janik 0-1, Taliaferro 0-1, Patriots 1-3, Opp. 0-0.
---------------------------	---

PASSING	ATT	CMP	YARDS	CMP%	YDS/ATT	TD	TD%	INT	INT%	LG	SK/YDS	RATING
Taliaferro	331	160	2160	48.3	6.53	19	5.7	18	5.4	77	24/261	66.0
Hammond	6	2	31	33.3	5.17	0	0.0	0	0.0	18	0/0	51.4
Garrett	1	0	0	0.0	0.0	0	0.0	0	0.0	0	0/0	39.6
Patriots	338	162	2191	47.9	6.48	19	5.6	18	5.3	77	24/261	65.6
Opps.	348	203	2610	58.3	7.50	18	5.2	20	5.7	76t	22/159	75.5

1969 Coaching Staff:	Bruce Beatty, Offensive Line, Bill Elias, Defensive Backfield, John Mazur, Offensive Backfield, John Meyer, Linebackers, Jesse Richardson, Defensive Line, Jerry Stoltz, Receivers.
-----------------------------	---

AFL All-Stars (5):	Carl Garrett (1), DT Jim Lee Hunt (4), C Jon Morris (6), WR Ron Sellers (1), QB Mike Taliaferro (1), S Don Webb (1).
---------------------------	--

PASSING	ATT	CMP	YARDS	CMP%	YDS/ATT	TD	TD%	INT	INT%	LG	SK/YDS	RATING
Taliaferro	331	160	2160	48.3	6.53	19	5.7	18	5.4	77	24/261	66.0
Hammond	6	2	31	33.3	5.17	0	0.0	0	0.0	18	0/0	51.4
Garrett	1	0	0	0.0	0.0	0	0.0	0	0.0	0	0/0	39.6
Patriots	338	162	2191	47.9	6.48	19	5.6	18	5.3	77	24/261	65.6
Opps.	348	203	2610	58.3	7.50	18	5.2	20	5.7	76t	22/159	75.5

1969 Coaching Staff:	Bruce Beatty, Offensive Line, Bill Elias, Defensive Backfield, John Mazur, Offensive Backfield, John Meyer, Linebackers, Jesse Richardson, Defensive Line, Jerry Stoltz, Receivers.
-----------------------------	---

AFL All-Stars (5):	Carl Garrett (1), DT Jim Lee Hunt (4), C Jon Morris (6), WR Ron Sellers (1), QB Mike Taliaferro (1), S Don Webb (1).
---------------------------	--

PASSING	ATT	CMP	YARDS	CMP%	YDS/ATT	TD	TD%	INT	INT%	LG	SK/YDS	RATING
Taliaferro	331	160	2160	48.3	6.53	19	5.7	18	5.4	77	24/261	66.0
Hammond	6	2	31	33.3	5.17	0	0.0	0	0.0	18	0/0	51.4
Garrett	1	0	0	0.0	0.0	0	0.0	0	0.0	0	0/0	39.6
Patriots	338	162	2191	47.9	6.48	19	5.6	18	5.3	77	24/261	65.6
Opps.	348	203	2610	58.3	7.50	18	5.2	20	5.7	76t	22/159	75.5

1969 Coaching Staff:	Bruce Beatty, Offensive Line, Bill Elias, Defensive Backfield, John Mazur, Offensive Backfield, John Meyer, Linebackers, Jesse Richardson, Defensive Line, Jerry Stoltz, Receivers.
-----------------------------	---

AFL All-Stars (5):	Carl Garrett (1), DT Jim Lee Hunt (4), C Jon Morris (6), WR Ron Sellers (1), QB Mike Taliaferro (1), S Don Webb (1).
---------------------------	--

33.3	5.17	0	0.0	0	0.0	18	0/0	51.4
0.0	0.0	0	0.0	0	0.0	0	0/0	39.6
47.9	6.48	19	5.6	18	5.3	77	24/261	65.6

1970 FINAL OFFENSIVE STATISTICS (2-12)

Head Coaches: Clive Rush (1-6), John Mazur (1-6) • Fifth in AFC-East • Home Stadium: Harvard Stadium

DATE	W/L	SCORE	OPPONENT	ATTENDANCE
9/20	W	27-14	Miami	32,607
9/27	L	21-31	N.Y. Jets	36,040
10/04	L	6-14	Baltimore	38,235
10/11	L	10-23	at Kansas City	50,698
10/18	L	0-16	N.Y. Giants	39,091
10/25	L	3-27	at Baltimore	60,240
11/01	L	10-45	Buffalo	31,148
11/08	L	0-31	at St. Louis	46,466
11/15	L	14-16	San Diego	30,597
11/22	L	3-17	at N.Y. Jets	61,822
11/29	W	14-10	at Buffalo	31,427
12/06	L	20-37	at Miami	51,032
12/13	L	14-35	Minnesota	37,819
12/20	L	7-45	at Cincinnati	60,157

Team Statistics

	PATS	OPP
TOTAL FIRST DOWNS	184	242
By Rushing	63	115
By Passing	98	105
By Penalty	23	22
TOTAL NET YARDS	2626	4261
Avg. per Game	187.6	304.4
Total Offensive Plays	768	865
Avg. per Play	3.4	4.9
NET YARDS RUSHING	1040	2074
Total Rushing Plays	334	503
Avg. per Rush	3.1	4.1
Avg. per Game	74.3	148.1
NET YARDS PASSING	1586	2187
Avg. per Game	113.3	156.2
Sacks/Yards Lost	42/389	28/243
Gross Yards Passing	1975	2430
Att./Completions	392/176	334/177
Completion Pct.	44.9	53.0
Had Intercepted	28	8
PUNTS/AVERAGE	86/39.1	63/43.8
PENALTIES/YARDS	88/849	101/1096
FUMBLES/BALLS LOST	18/13	33/17
TOUCHDOWNS	18	44
Rushing	11	20
Passing	7	19
Returns	0	5

Score by Periods	1	2	3	4	OT	Total
Patriots	13	50	41	45	0	149
Opponents	92	131	55	83	0	361

SCORING	TD	Ru	Pa	Rt	PAT	FG	S	TP
Nance	7	7	0	0	0	0	0	42
Cappelletti	0	0	0	0	12/13	6/15	0	30
Garrett	4	4	0	0	0	0	0	24
Sellers	4	0	4	0	0	0	0	24
Turner	2	0	2	0	0	0	0	12
Gogolak	0	0	0	0	5/5	2/7	0	11
Knief	1	0	1	0	0	0	0	6
PATRIOTS	18	11	7	0	17/18	8/22	0	149
Opponent	44	20	19	5	44/44	17/28	1	361

RUSHING	NO	YDS	AVG	LG	TD	KICK RETURNS	NO	YDS	AVG	LG	TD
Nance	145	522	3.6	21	7	Lawson	25	546	21.8	52	0
Garrett	88	272	3.1	26	4	Garrett	24	511	21.3	30	0
Lawson	56	99	1.8	15	0	Blanks	7	152	21.7	29	0
Kapp	20	71	3.6	14	0	Carwell	1	30	30.0	30	0
Blanks	13	44	3.4	12	0	Whittingham	1	24	24.0	24	0
Ray	5	13	2.6	4	0	Schottenheimer	1	8	8.0	8	0
Taliaferro	3	11	3.7	6	0	Beer	1	4	4.0	4	0
Gladieux	4	8	2.0	8	0	Beverly	1	0	0.0	0	0
Patriots	334	1040	3.1	26	11	Brown	1	0	0.0	0	0
Opponents	503	2074	4.1	56t	20	Patriots	62	1275	20.6	56	0
						Opponents	41	841	20.5	96t	2

RECEIVING	NO	YDS	AVG	LG	TD	FIELD GOALS	1-19	20-29	30-39	40-49	50+
Sellers	38	550	14.5	48	4	Cappelletti	2/3	3/4	0/2	1/5	0/1
Turner	28	428	15.3	43	2	Gogolak	1/1	0/0	1/2	0/3	0/1
Garrett	26	216	8.3	29	0	Patriots	3/4	3/4	1/4	0/8	0/2
Nance	26	148	5.7	16	0	Opp.	4/4	4/7	5/6	4/8	0/3
Brown	15	145	9.7	22	0						
Beer	11	150	13.6	25	0						
Lawson	11	113	10.3	19	0						
Frazier	9	86	9.6	16	0						
Blanks	5	49	9.8	18	0						
Rademacher	4	51	12.8	16	0						
Knief	3	39	13.0	22t	1						
Patriots	176	1975	11.2	48	7						
Opponents	177	2430	13.7	60t	19						

INTERCEPTIONS	NO	YDS	AVG	LG	TD
Johnson	2	51	25.5	42	0
McMahon	1	72	72.0	72	0
Philpott	1	23	23.0	23	0
Scott	1	18	18.0	18	0
Bramlett	1	16	16.0	16	0
Webb	1	2	2.0	2	0
Williamson	1	2	2.0	2	0
Patriots	8	184	23.0	72	0
Opponents	28	302	10.8	59t	2

PUNTING	NO	YDS	AVG	LG	BLK
Janik	86	3364	39.1	57	1
Patriots	86	3364	39.1	57	1
Opp.	63	2758	43.8	67	0

PUNT RETURNS	NO	FC	YDS	AVG	LG	TD
Garrett	17	0	168	9.9	62	0
Blanks	9	4	83	9.2	22	0
Carwell	3	0	48	16.0	45	0
Johnson	2	3	6	3.0	6	0
Lawson	1	1	0	0.0	0	0
Gladieux	0	1	0	0.0	0	0
Patriots	32	9	305	9.5	62	0
Opponents	42	16	383	7.2	54	0

Sacks: Berger 9.0, Antwine 6.0, Lassiter 3.5, Hunt 2.5, Bramlett 2.0, Cheynunski 1.5, Johnson 1.0, Philpott 0.5, Team 2.0. Patriots 28.0, Opponent 42.0.

AFL All-Star (1): C. Jon Morris (7).

FIELD GOALS	1-19	20-29	30-39	40-49	50+
Cappelletti	2/3	3/4	0/2	1/5	0/1
Gogolak	1/1	0/0	1/2	0/3	0/1
Patriots	3/4	3/4	1/4	0/8	0/2
Opp.	4/4	4/7	5/6	4/8	0/3

Cappelletti: (41G, 50n, 22G) (40n) (44n, 0 13G,23b,47n,25G) (25G) (14n) (-) (-) (-) (-) (-) (35n,9G) (-) (49b,39b) (-) (-).

Gogolak: (-) (-) (-) (-) (-) (15G,40n,47n) (34n,32G) (48b) (-) (50n) (-) (-) (-) (-).

Opponents: (22n) (25G) (35n) (42G, 44G,50n,24G) (14G,18G,50n,22G) (12G, 48G) (20G,47n) (43G) (45n,25n,23n) (37G,50n,43n) (37G) (15G,39G,30G) (40n) (37G)

Starters: Offense: WR Bake Turner (13), Charley Frazier (1); LT Tom Funchess (7), Mike Montler (7); LG Gary Bugenhagen (6), M. Montler (5), T. Funchess (3); C Jon Morris (14); RG Lennie Ste Jean (14); RT Tom Neville (13), Rex Mirich (1); TE Barry Brown (10), Tom Beer (4); WR Ron Sellers (13), Bill Rademacher (1); QB Joe Kapp (10), Mike Taliaferro (4); RB Carl Garrett (8), Jim Nance (5), Odell Lawson (1); FB J. Nance (8), C. Garrett (4), O. Lawson (1), Eddie Ray (1).

Defense: LE Mel Witt (6), Ike Lassiter (5), Dennis Wirgowski (2), T. Funchess (1); LT Jim Lee Hunt (13), R. Mirich (1); RT Ron Berger (12), D. Wirgowski (2); RE Houston Antwine (14); LLB Ed Phillpott (12), Mike Ballou (2); MLB Jim Cheynunski (11), Marty Schottenheimer (3); RLB John Bramlett (11), M. Ballou (2), M. Schottenheimer (1); LCB Larry Carwell (8), Randy Beverly (3), Clarence Scott (2), Art McMahon (1); RCB Daryl Johnson (12), L. Carwell (1), C. Scott (1); SS C. Scott (10), Don Webb (2), A. McMahon (1), D. Johnson (1); FS D. Webb (12), D. Johnson (1), C. Scott (1).

1970 Coaching Staff: Bruce Beatty, Offensive Line, Bill Elias, Defensive Backfield, John Mazur, Offensive Backfield, John Meyer, Linebackers, Jerry Richardson, Defensive Line, Jerry Stoltz, Receivers.

PASSING	ATT	CMP	YARDS	CMP%	YDS/ATT	TD	TD%	INT	INT%	LG	SK/YDS	RATING
Kapp	219	98	1104	44.7	5.04	3	1.4	17	7.8	48	27/231	32.5
Taliaferro	173	78	871	45.1	5.03	4	2.3	11	6.4	45	15/158	41.6
Patriots	392	177	1771	44.9	5.04	7	1.8	28	7.1	48	42/389	36.9
Opps.	334	176	2430	53.0	7.28	19	5.7	8	2.4	60t	28/243	85.6

1971 FINAL OFFENSIVE STATISTICS (6-8)

Head Coach: John Mazur (6-8) • Tied for Third in AFC-East • Home Stadium: Schaefer Stadium

DATE	W/L	SCORE	OPPONENT	ATTENDANCE
9/19	W	20-6	Oakland	55,405
9/26	L	7-34	Detroit	61,054
10/03	L	3-23	Baltimore	61,232
10/10	W	20-0	N.Y. Jets	61,357
10/17	L	3-41	at Miami	58,822
10/24	L	21-44	at Dallas	65,708
10/31	L	10-27	at San Francisco	45,092
11/07	W	28-20	Houston	53,155
11/14	W	38-33	Buffalo	57,446
11/21	L	7-27	at Cleveland	65,238
11/28	L	20-27	at Buffalo	27,166
12/05	W	34-13	Miami	61,457
12/12	L	6-13	at N.Y. Jets	63,175
12/19	W	21-17	at Baltimore	57,942

Team Statistics

	PATS	OPP
TOTAL FIRST DOWNS	190	237
By Rushing	85	106
By Passing	94	111
By Penalty	11	20
Third Down: Made/Att.	72/198	81/208
Third Down: Eff.	36.3	38.9
TOTAL NET YARDS	3556	4072
Avg. per Game	254.0	290.9
Total Offensive Plays	786	856
Avg. per Play	4.5	4.8
NET YARDS RUSHING	1669	1918
Total Rushing Plays	419	481
Avg. per Rush	4.0	4.0
Avg. per Game	119.2	137.0
NET YARDS PASSING	1887	2154
Avg. per Game	134.8	153.9
Sacked/Yards Lost	36/319	25/249
Gross Yards Passing	2206	2403
Att./Completions	330/159	350/170
Completion Pct.	48.2	48.6
Had Intercepted	16	15
PUNTS/AVERAGE	87/37.3	66/38.8
PENALTIES/YARDS	67/657	60/559
FUMBLES/BALLS LOST	26/16	35/14
TOUCHDOWNS	29	35
Rushing	7	14
Passing	19	16
Returns	3	5

Score by Periods	1	2	3	4	OT	Total
Patriots	41	64	69	64	0	238
Opponents	82	105	54	84	0	325

SCORING	TD	Ru	Pa	Rt	PAT	FG	S	TP
Gogolak	0	0	0	0	28/28	21	0	64
Vataha	9	0	9	0	0	0	0	54
Nance	5	5	0	0	0	0	0	30
Beer	3	0	3	0	0	0	0	18
Sellers	3	0	3	0	0	0	0	18
Moss	2	0	1	1	0	0	0	12
Garrett	2	1	1	0	0	0	0	12
Bryant	1	0	1	0	0	0	0	6
Maitland	1	1	0	0	0	0	0	6
Carwell	1	0	0	1	0	0	0	6
Crabtree	1	0	1	0	0	0	0	6
Outlaw	1	0	0	1	0	0	0	6
Team	0	0	0	0	0/1	0	0	0
Patriots	29	7	19	3	28/29	12/21	0	238
Opponent	35	14	16	5	34/35	27/36	0	325

RUSHING	NO	YDS	AVG	LG	TD	KICK RETURNS	NO	YDS	AVG	LG	TD
Garrett	181	784	4.3	38	1	Garrett	24	538	22.4	37	0
Nance	129	463	3.6	50t	5	Gardin	14	321	22.9	34	0
Plunkett	45	210	4.7	16	0	Bryant	10	252	25.2	45	0
Gladieux	37	175	4.7	31	0	Gladieux	6	85	14.2	20	0
Maitland	13	25	1.9	6	1	Lawson	2	47	23.5	25	0
Lawson	8	8	1.0	6	0	Rucker	2	45	22.5	21	0
Bryant	4	1	0.3	1	0	Maitland	2	40	20.0	21	0
Crabtree	2	11	5.5	18	0	Mallory	1	19	19.0	19	0
Neville	0	-8	-	-8	0	Hagen	1	7	7.0	7	0
Patriots	419	1669	4.0	50t	7	Janik	1	0	0.0	0	0
Opponents	481	1918	4.0	56t	14	Webb	1	0	0.0	0	0
						Patriots	64	1354	21.2	45	0
						Opponents	49	1427	29.1	94t	1

RECEIVING	NO	YDS	AVG	LG	TD
Vataha	51	872	17.1	88t	9
Garrett	22	265	12.0	80t	1
Nance	18	95	5.3	12	0
Sellers	14	222	15.9	49	3
Bryant	14	212	15.1	48	1
Beer	12	191	15.9	31t	3
Moss	9	124	13.8	20t	1
Crabtree	9	120	13.3	31t	1
Gladieux	6	60	10.0	25	0
Rucker	2	24	12.0	19	0
Sykes	1	15	15.0	15	0
Maitland	1	6	6.0	6	0
Patriots	159	2206	13.9	88t	19
Opponents	170	2403	14.1	74t	16

INTERCEPTIONS	NO	YDS	AVG	LG	TD
Carwell	5	72	14.4	53t	1
Kiner	4	25	6.3	14	0
Outlaw	3	89	29.7	60t	1
Beverly	2	19	9.5	19	0
Cheyunski	1	24	24.0	24	0
Patriots	15	229	15.3	60t	2
Opponents	16	157	9.8	25t	1

PUNTING	NO	YDS	AVG	LG	BLK
Janik	87	3249	37.3	58	0
Patriots	87	3249	37.3	58	0
Opp.	66	2564	38.8	64	1

PUNT RETURNS	NO	FC	YDS	AVG	LG	TD
Bryant	10	1	24	2.4	16	0
Garrett	8	2	124	15.5	50	0
Harris	5	1	19	3.8	9	0
Gladieux	4	8	0	0.0	0	0
Gardin	4	5	14	3.5	5	0
Patriots	31	17	181	5.8	50	0
Opponents	36	31	279	7.8	68t	1

1971 Coaching Staff: Bruce Beatty, Offensive Line, Dick Evans, Defensive Line, Tom Fletcher, Defensive Backfield, John Meyer, Linebackers, Sam Rutigliano, Off. Backs/Receivers, Jerry Stoltz, Receivers.

Pro Bowl (0)

PASSING	ATT	CMP	YARDS	CMP%	YDS/ATT	TD	TD%	INT	INT%	LG	SK/YDS	RATING
Plunkett	328	158	2158	48.2	6.58	19	5.8	16	4.9	88t	36/319	68.6
Gladieux	2	1	48	50.0	24.0	0	0.0	0	0.0	48	0/0	95.8
Patriots	330	159	2206	48.2	6.68	19	5.8	16	4.8	88t	36/319	69.4
Opps.	350	170	2403	48.6	6.87	16	4.6	15	4.3	74t	25/249	69.8

1972 FINAL OFFENSIVE STATISTICS (3-11)

Head Coach: John Mazur (2-7), Phil Bengtson (1-4) • Fifth in AFC-East • Home Stadium: Schaefer Stadium

DATE	W/L	SCORE	OPPONENT	ATTENDANCE
9/17	L	7-31	Cincinnati	60,999
9/24	W	21-20	Atlanta	60,999
10/01	W	24-23	Washington	60,999
10/08	L	14-38	at Buffalo	41,749
10/15	L	13-41	N.Y. Jets	60,999
10/22	L	3-33	at Pittsburgh	46,081
10/29	L	10-34	at N.Y. Jets	62,867
11/06	L	17-24	Baltimore	60,999
11/12	L	0-52	at Miami	80,010
11/19	L	24-27	Buffalo	60,999
11/26	L	0-31	at Baltimore	54,907
12/03	L	21-37	Miami	60,999
12/10	W	17-10	at New Orleans	64,889
12/17	L	21-45	at Denver	51,656

RUSHING	NO	YDS	AVG	LG
Ashton	128	546	4.3	35
Garrett	131	488	3.7	41t
Plunkett	36	230	6.4	21
Tarver	42	132	3.1	18
Gladieux	24	56	2.3	11
Maitland	13	33	2.5	6
Dowling	7	35	5.0	11
Rucker	3	5	1.7	8
Studstill	1	11	11.0	11
Windsor	1	-4	-4.0	-4
Patriots	386	1532	4.0	41t
Opponents	548	2717	5.0	47

TD	Sacks: Adams 4.0, Rowe 2.5, Harris 2.0, Wirgowski 2.0, Hagen 1.0, Weisacosky 1.0, White 1.0, Cash 1.0, Team 0.5. Patriots 15.0, Opponents 44.0.				
Q	FIELD GOALS 1-19 20-29 30-39 40-49 50+				
Q	Walker 0/0 0/0 2/4 0/3 0/1				
3	Gogolak 1/1 2/3 2/2 1/1 0/1				
Q	Patriots 1/1 2/3 4/6 1/4 0/2				
Q	Opp. 6/8 3/4 10/13 3/8 0/3				
13	Gogolak: (-) (-) (23G,42n) (-) (36G,25G, 50b) (16G) (20G) (36G) (-) (-) (-) (-) (-) (-).				
27	Walker: (-) (-) (-) (-) (-) (-) (-) (-) (48b) (39n,36G) (48b) (40n,51n) (30n,36G) (-).				
0	Opponents: (38G,51b) (38G,21G,32b, 10n) (27n,50n) (11G) (37G,37G) (19G, 22G, 1 35G,33G,32n) (21G,39n,31G) (9G, 52n,18n) 0 (16G,49n,48b) (44G,45G) (40G,45n) 1 (36G,10G,18G) (40n,30G,45n) (35G).				
2	Starters: Offense: WR Randy Vataha (14); LT Bob Reynolds (10), Mike Montler (4); LG M. Montler (10), Bill Lenkaitis (3), Sam Adams (1); C Jon Morris (13), B. Lenkaitis (1); RG Lennie St. Jean (14); RT Tommy Neville (14); TE Bob Windsor (14); WR Reggie Rucker (14); QB Jim Plunkett (14); RB Carl Garrett (5), Josh Ashton (4), Bob Gladieux (3), John Tarver (2); FB J. Ashton (8), B. Gladieux (3), C. Garrett (2), John Tarver (1).				
0	Defense: LE Julius Adams (6), Jim White (6), Ron Berger (2); DT Dave Rowe (9), J. Adams (5); RE Dennis Wirgowski (13), R. Berger (1); RT Rick Cash (13), D. Wirgowski (1); LLB Ed Weisacosky (13), Dick Blanchard (1); MLB Jim Cheyunski (11), Ralph Cindrich (3); RLB Ron Acks (13), Roin Kadziel (1); LCB Larry Carwell (14); RCB John Outlaw (5), Ron Bolton (4), George Hoey (3), Honor Jackson (2); SS H. Jackson (6), Clarence Scott (6), Rickie Harris (1), G. Hoey (1); FS R. Harris (10), G. Hoey (2), H. Jackson (2).				
0	1972 Coaching Staff: Bruce Beatty, Offensive Line, Dick Evans, Defensive Line, Tom Fletcher, Defensive Backfield, John Meyer, Linebackers, Burnie Miller, Special Teams, Sam Rutigliano, Off. Backs/Receivers, Jerry Stoltz, Receivers.				
0	Pro Bowl (0)				

Team Statistics

	PATS	OPP
TOTAL FIRST DOWNS	236	289
By Rushing	89	144
By Passing	126	124
By Penalty	24	21
Third Down: Md/Att.	66/188	96/192
Third Down: Eff.	35.1	50.0
TOTAL NET YARDS	3647	5248
Avg. per Game	260.5	374.9
Total Offensive Plays	840	888
Avg. per Play	4.3	5.9
NET YARDS RUSHING	1532	2717
Total Rushing Plays	386	548
Avg. per Rush	4.0	5.0
Avg. per Game	109.4	194.1
NET YARDS PASSING	2127	2522
Avg. per Game	151.9	180.1
Sacked/Yards Lost	44/452	15/101
Gross Yards Passing	2579	2623
Att./Completions	412/198	325/174
Completion Pct.	48.1	53.5
Had Intercepted	28	10
PUNTS/AVERAGE	75/38.1	48/40.4
PENALTIES/YARDS	66/761	88/862
FUMBLES/BALLS LOST	26/10	22/12
TOUCHDOWNS	24	54
Rushing	13	27
Passing	10	24
Returns	1	3

Score by Periods	1	2	3	4	OT	Total
Patriots	20	55	44	73	0	192
Opponents	66	165	117	98	0	446

SCORING	TD	Ru	Pa	Rt	PAT	FG	S	TP
Garrett	5	5	0	0	0	0	0	30
Gogolak	0	0	0	0	9/9	6/8	0	27
Ashton	4	3	1	0	0	0	0	24
Walker	0	0	0	0	15/15	2/8	0	21
Dowling	3	3	0	0	0	0	0	18
Rucker	3	0	3	0	0	0	0	18
T. Reynolds	2	0	2	0	0	0	0	12
Tarver	2	1	1	0	0	0	0	12
Vataha	2	0	2	0	0	0	0	12
Carwell	1	0	0	1	0	0	0	6
Plunkett	1	1	0	0	0	0	0	6
Windsor	1	0	1	0	0	0	0	6
PATRIOTS	24	13	10	1	24/24	8/16	0	192
Opponent	54	27	24	3	54/54	22/36	1	446

RECEIVING	NO	YDS	AVG	LG
Rucker	44	681	15.5	62
Windsor	33	383	11.6	24
Garrett	30	410	13.7	43
Vataha	25	369	14.8	44
Ashton	22	207	9.4	24
Gladieux	19	192	10.1	31
Tarver	11	112	10.2	22
T. Reynolds	8	152	19.0	36t
Maitland	4	33	8.3	9
Beer	2	40	20.0	21
Patriots	198	2579	13.0	62
Opponents	174	2623	15.1	62

INTERCEPTIONS	NO	YDS	AVG	LG
Jackson	4	133	33.3	55
Harris	3	45	15.0	32
Hoey	1	25	25.0	25
Blanchard	1	20	20.0	20
Carwell	1	0	0.0	0
Patriots	10	223	22.3	55
Opponents	28	490	17.5	61

PUNTING	NO	YDS	AVG	LG	BLK
Studstill	75	2859	38.1	57	1
Patriots	75	2859	38.1	57	1
Opp.	48	1937	40.4	60	0

PUNT RETURNS	NO	FC	YDS	AVG	LG
Garrett	6	0	36	6.0	27
Carwell	5	1	2	0.4	4
Harris	4	3	5	1.3	5
Gladieux	2	4	-6	-3.0	-6
Patriots	17	8	37	2.2	27
Opponents	34	24	366	10.8	59

KICK RETURNS	NO	YDS	AVG	LG
Garrett	16	410	25.6	49
Ashton	15	309	20.6	31
Hoey	9	210	23.3	30
Rucker	8	227	28.4	43
Matthews	3	74	24.7	29
Maitland	3	48	16.0	19
Beer	1	15	15.0	15
Patriots	55	1293	23.5	49
Opponents	32	784	24.5	73

PASSING	ATT	CMP	YARDS	CMP%	YDS/ATT	TD	TD%	INT	INT%	LG	SK/YDS	RATING
Plunkett	355	169	2196	47.6	6.19	8	2.3	25	7.0	62	39/385	46.1
Dowling	54	29	383	53.7	7.09	2	3.7	1	1.9	42	4/63	80.8
Garrett	1	0	0	0.0	0.0	0	0.0	1	100.0	0	1/4	--
Gladieux	1	0	0	0.0	0.0	0	0.0	1	100.0	0	0/0	--
Studstill	1	0	0	0.0	0.0	0	0.0	0	0.0	0	0/0	--
Patriots	412	198	2579	48.1	6.26	10	2.4	28	6.8	62	44/452	47.9
Opps.	326	175	2634	53.7	8.08	23	7.1	10	3.1	62	15/101	91.2

1973 FINAL OFFENSIVE STATISTICS (5-9)

Head Coach: Chuck Fairbanks (5-9) • Third in AFC-East • Home Stadium: Schaefer Stadium

DATE	W/L	SCORE	OPPONENT	ATTENDANCE
9/16	L	13-31	Buffalo	56,114
9/23	L	7-10	Kansas City	57,918
9/30	L	23-44	at Miami	80,047
10/07	W	24-16	Baltimore	57,044
10/14	L	7-9	N.Y. Jets	58,659
10/21	W	13-10	at Chicago	55,701
10/28	L	14-30	Miami	61,279
11/04	L	23-24	at Philadelphia	65,070
11/11	L	13-33	at N.Y. Jets	60,737
11/18	W	33-24	Green Bay	61,279
11/25	W	32-0	at Houston	27,344
12/02	W	30-14	San Diego	58,150
12/09	L	13-37	at Buffalo	75,841
12/16	L	13-18	at Baltimore	52,065

Team Statistics

	PATS	OPP
TOTAL FIRST DOWNS	237	215
By Rushing	97	142
By Passing	122	67
By Penalty	18	6
Third Down: Mid/Att.	73/192	69/185
Third Down: Eff.	38.0	37.3
TOTAL NET YARDS	3843	4188
Avg. per Game	274.5	299.1
Total Offensive Plays	871	832
Avg. per Play	4.4	5.0
NET YARDS RUSHING	1612	2850
Total Rushing Plays	454	560
Avg. per Rush	3.6	5.1
Avg. per Game	115.1	203.6
NET YARDS PASSING	2231	1338
Avg. per Game	159.4	95.6
Sacked/Yards Lost	37/350	32/262
Gross Yards Passing	2581	1600
Att./Completions	380/195	240/134
Completion Pct.	51.3	55.8
Had Intercepted	17	13
PUNTS/AVERAGE	61/37.7	62/40.5
PENALTIES/YARDS	50/550	77/693
FUMBLES/BALLS LOST	51/25	27/18
TOUCHDOWNS	31	32
Rushing	15	16
Passing	13	11
Returns	3	5
Score by Periods	1 2 3 4 OT Total	0 0 0 0 0 0
Patriots	48 69 74 67 0	258
Opponents	57 86 77 80 0	300
SCORING	TD Ru Pa Rt PAT FG S TP	TD Ru Pa Rt PAT FG S TP
White	0 0 0 0 0 21/25	14/25 0 63
Plunkett	5 5 0 0 0 0 0	0 0 30
Cunningham	5 4 1 0 0 0 0	0 0 30
Herron	4 2 1 1 0 0 0	0 0 24
Tarver	4 4 0 0 0 0 0	0 0 24
Windsor	4 0 4 0 0 0 0	0 0 24
Rucker	3 0 3 0 0 0 0	0 0 18
Vataha	3 0 2 1 0 0 0	0 0 18
Stingley	2 0 0 0 0 0 0	0 0 12
Bell	0 0 0 0 0 4/5	1/4 0 7
Foster	1 0 0 1 0 0 0	0 0 6
Kiner	0 0 0 0 0 0 1	2 0
Team	0 0 0 0 0 0/1	0 0 0
Patriots	31 15 13 3 25/31	15/29 1 258
Opponent	32 16 11 5 26/32	30/32 0 300

RUSHING	NO	YDS	AVG	LG	TD
Cunningham	155	516	3.3	25	4
Tarver	72	321	4.5	28	4
Ashton	93	305	3.3	34	0
Plunkett	44	209	4.8	20	5
Herron	61	200	3.3	17	2
Stingley	6	64	10.7	19	0
McCall	10	15	1.5	14	0
B. Adams	2	7	3.5	4	0
Gipson	5	-1	-0.2	4	0
Rucker	2	-1	-0.5	0	0
Welch	1	-2	-2.0	-2	0
Windsor	1	-6	-6.0	-6	0
Vataha	2	-15	-7.5	-11	0
Patriots	454	1612	3.6	34	15
Opponents	560	2850	5.1	80	16
RECEIVING	NO	YDS	AVG	LG	TD
Rucker	53	743	14.0	64	3
Windsor	23	348	15.1	36	4
Stingley	23	339	14.7	25	2
Vataha	20	341	17.1	48	2
Herron	18	265	14.7	29	1
Cunningham	15	144	9.6	34	0
B. Adams	14	197	14.1	30	0
Ashton	11	113	10.3	51	0
Tarver	9	51	5.7	13	0
Welch	6	22	3.7	8	0
McCall	3	18	6.0	14	0
Patriots	195	2581	13.2	64	13
Opponents	134	1600	11.9	50	11
INTERCEPTIONS	NO	YDS	AVG	LG	TD
Bolton	6	65	10.8	56	0
Durko	3	26	8.7	16	0
Anderson	2	3	1.5	3	0
Acks	1	11	11.0	11	0
Jackson	1	0	0.0	0	0
Patriots	13	105	8.1	56	0
Opponents	17	285	16.8	47	1
PUNTING	NO	YDS	AVG	LG	BLK
Barnes	55	2134	38.8	53	0
White	6	163	27.1	51	0
Patriots	61	2297	37.7	53	0
Opp.	62	2509	40.5	58	1

KICK RETURNS	NO	YDS	AVG	LG	TD
Herron	41	1092	26.6	92	1
Stingley	6	143	23.8	29	0
Rucker	5	103	20.6	43	0
McCall	2	17	8.5	17	0
Tarver	1	17	17.0	17	0
Windsor	1	0	0.0	0	0
Hannah	1	0	0.0	0	0
Patriots	57	1372	24.1	92	1
Opponents	40	963	24.1	90	1
Sacks:	Adams 8.0, Hamilton 5.5, Moore 4.0, Cash 3.0, Rowe 2.5, Acks 1.5, Forster 1.0, Kiner 1.0, Lunsford 1.0, Smith 1.0, Bolton 0.5, Chandler 0.5, King 0.5, Tanner 0.5, Team 2.0.				
Patriots	32.0, Opponents 37.0.				
FIELD GOALS	1-19	20-29	30-39	40-49	50+
White	6/8	2/3	3/5	3/7	0/2
Bell	0/0	0/0	1/3	0/0	0/1
Patriots	6/8	2/3	4/8	3/7	0/3
Opp.	3/3	6/7	12/14	5/8	0/0
Bel:	(53n) (30n) (33b,36G);				
White:	(40G,18b) (34n) (32G,11G,43n) (-) (49n, 33G,43n,18n,47b) (-) (19G,21G,26G, 18G) (48G,26,51,36G,46G) (11G) (14G, 12G) (52n,36n).				
Opponents:	(44n,48G) (33G,33n,39b) (40G,36G,40G) (38G,27G,38G) (40G, 39G,22G) (30G) (25G,38G,23G) (12G) (44G,22G,28G,39G) (33G,20n) (43b) (47b) (34G,34G,19G) (16G,32G).				
Starters: Offense:	WR Reggie Rucker (8), Darryl Stingley (6); LT Sam Adams (5), Leon Gray (5), Bob Reynolds (4); LG John Hannah (14); C Bill Lenkaitis (12); Jon Morris (2); RG Lennie St. Jean (14); RT Tom Neville (9); L. Gray (3), S. Adams (2); TE Bob Windsor (9), Bob Adams (5); WR R. Rucker (6), D. Stingley (4), Randy Vataha (4); QB Jim Plunkett (14); RB Josh Ashton (8), John Tarver (3), Sam Cunningham (1), Mack Herron (1), Bob McCall (1); FB S. Cunningham (9), J. Tarver (4), Claxton Welch (1).				
Defense:	LE Ray Hamilton (14); NT Dave Rowe (14); RE Rick Cash (14); RT Julius Adams (14); LLB Steve Kiner (14); MLB Edgar Chandler (11), Brian Stenger (2), Wiley Foster (1); RLB Ron Acks (14); LCB George Hoey (12), Donald Martin (2); RCB Ron Bolton (14); SS Sandy Durko (14), FS Ralph Anderson (10), Honor Jackson (3), Dave Mason (1).				

1973 Coaching Staff: Hank Bullough, Defensive Line, Ron Erhardt, Offensive Backfield, Red Miller, Offensive Line, Bill Nelsen, Quarterbacks, Sam Rutigliano, Off. Backs/Receivers, Charlie Sumner, Linebackers/Secondary, Jim Valek, Special Teams, Larry Weaver, Defensive Backfield.

Pro Bowl (0)

PASSING	ATT	CMP	YARDS	CMP%	YDS/ATT	TD	TD%	INT	INT%	LG	SK/YDS	RATING
Plunkett	376	193	2550	51.3	6.78	13	3.5	17	4.5	64	37/350	66.0
Shiner	4	2	31	50.0	7.75	0	0.0	0	0.0	23	0/0	76.1
Patriots	380	195	2581	51.3	6.79	13	3.4	17	4.5	64	37/350	57.3
Opps.	240	134	1600	55.8	6.67	11	4.6	13	5.4	50	32/262	69.2

1974 FINAL OFFENSIVE STATISTICS (7-7)

Head Coach: Chuck Fairbanks (7-7) • Tied for Third in AFC-East • Home Stadium: Schaefer Stadium

DATE	W/L	SCORE	OPPONENT	ATTENDANCE
9/15	W	34-24	Miami	55,006
9/22	W	28-20	at N.Y. Giants	49,267
9/29	W	20-14	L.A. Rams	61,279
10/06	W	42-3	Baltimore	59,502
10/13	W	24-0	at N.Y. Jets	61,400
10/20	L	28-30	at Buffalo	80,020
10/27	W	17-14	at Minnesota	48,497
11/03	L	28-29	Buffalo	61,279
11/10	L	14-21	Cleveland	61,279
11/17	L	16-21	N.Y. Jets	61,279
11/24	W	27-17	at Baltimore	38,971
12/01	L	26-41	at Oakland	54,020
12/08	L	17-21	Pittsburgh	61,279
12/15	L	27-34	at Miami	79,420

RUSHING	NO	YDS	AVG	LG	TD	KICK RETURNS	NO	YDS	AVG	LG	TD
Herron	231	824	3.6	28	7	Herron	28	629	18.0	62	0
Cunningham	166	811	4.9	75†	9	Johnson	15	303	20.2	41	0
Plunkett	30	161	5.4	37	2	Schubert	5	112	22.4	32	0
Tarver	41	101	2.5	18	2	Hinton	3	83	27.7	53	0
Ashton	26	99	3.8	22	0	Wilson	2	33	16.5	18	0
Stingley	5	63	12.6	23†	1	Tanner	2	17	8.5	17	0
Wilson	15	57	3.8	12	0	Hunt	1	21	21.0	21	0
Vataha	3	21	7.0	24	0	Durko	1	0	0.0	0	0
Hinton	1	1	1.0	1	0	Smith, D.	1	0	0.0	0	0
Johnson	2	-4	-2.0	-2	0	Patriots	58	1198	20.7	62	0
Patriots	520	2134	4.1	75†	21	Opponents	64	1678	26.2	88†	1
Opponents	467	1587	3.4	34	16						

Team Statistics

	PATS	OPP
TOTAL FIRST DOWNS	255	240
By Rushing	123	100
By Passing	113	129
By Penalty	19	11
Third Down: Md/Att.	96/202	73/192
Third Down: Eff.	47.5	38.0

TOTAL NET YARDS	4474	4067
Avg. per Game	319.6	290.5
Total Offensive Plays	900	879
Avg. per Play	5.0	4.6

NET YARDS RUSHING	2134	1587
Total Rushing Plays	520	467
Avg. per Rush	4.1	3.4
Avg. per Game	152.4	113.4

NET YARDS PASSING	2340	2480
Avg. per Game	167.1	177.1
Sacked/Yards Lost	21/174	38/294
Gross Yards Passing	2514	2774
Att./Completions	359/177	374/210
Completion Pct.	49.3	56.1
Had Intercepted	23	24

PUNTS/AVERAGE	71/36.2	75/38.4
PENALTIES/YARDS	87/843	76/642
FUMBLES/BALLS LOST	26/15	29/14

TOUCHDOWNS	43	37
Rushing	21	16
Passing	19	17
Returns	3	4

Score by Periods	1	2	3	4	OT	Total
Patriots	86	116	64	82	0	348
Opponents	68	92	49	80	0	289

SCORING	TD	Ru	Pa	Rt	PAT	FG	S	TP
Smith	0	0	0	0	42/43	16/22	0	90
Herron	12	7	5	0	0	0	0	72
Cunningham	11	9	2	0	0	0	0	66
Rucker	4	0	4	0	0	0	0	24
Vataha	3	0	3	0	0	0	0	18
Plunkett	2	2	0	0	0	0	0	12
Stingley	2	1	1	0	0	0	0	12
Tarver	2	2	0	0	0	0	0	12
Geddes	1	0	0	1	0	0	0	6
Hannah	1	0	0	1	0	0	0	6
Marshall	1	0	1	0	0	0	0	6
Sanders	1	0	0	1	0	0	0	6
Schubert	1	0	1	0	0	0	0	6
Tanner	1	0	1	0	0	0	0	6
Windsor	1	0	1	0	0	0	0	6

PATRIOTS	43	21	19	3	42/43	16/22	0	348
Opponent	37	16	17	4	32/37	11/18	1	289

RECEIVING	NO	YDS	AVG	LG	TD
Herron	38	474	12.5	18	5
Rucker	27	436	16.1	69†	4
Vataha	25	561	22.4	59†	3
Cunningham	22	214	9.7	37	2
Adams, B.	17	244	14.4	24	0
Windsor	12	127	10.6	20	1
Stingley	10	139	13.9	20†	1
Tarver	9	37	4.1	12	0
Johnson	8	147	18.4	34	0
Wilson	3	38	12.7	23	0
Hinton	2	36	18.0	20	0
Tanner	2	23	11.5	21	1
Schubert	1	21	21.0	21†	1
Marshall	1	17	17.0	17	1
Patriots	177	2514	14.2	69†	19
Opponents	210	2774	13.2	61	17

INTERCEPTIONS	NO	YDS	AVG	LG	TD
Bolton	7	18	2.6	10	0
Sanders	5	57	11.4	23†	1
Hunt	3	66	22.0	27	0
McCray	3	61	20.3	33	0
Mildren	3	51	17.0	41	0
Geddes	2	32	16.0	29†	1
King	1	9	9.0	9	0
Patriots	24	294	12.3	41	2
Opponents	23	331	14.4	72†	2

PUNTING	NO	YDS	AVG	LG	BLK
Barnes	45	1604	35.6	50	0
Chapple	26	967	37.2	57	0
Patriots	71	2571	36.2	57	0
Opp.	75	2882	38.4	59	0

PUNT RETURNS	NO	FC	YDS	AVG	LG	TD
Herron	35	4	517	14.8	66	0
Schubert	3	2	15	5.0	11	0
Durko	1	1	1	1.0	1	0
Hinton	1	0	0	0.0	0	0
Johnson	0	3	0	0.0	0	0
Sanders	0	1	0	0.0	0	0
Patriots	40	11	533	13.3	66	0
Opponents	41	5	314	7.7	42	0

Sacks: Adams 8.0, Hamilton 5.0, Lunsford 5.0, McGee 4.5, Webster 4.5, King 3.5, Smith 3.0, Moore 2.0, Hunt 1.5, Nelson 1.0, Carter 0.5. Patriots 38.0, Opponents 21.0.

2 FIELD GOALS	1-19	20-29	30-39	40-49	50+
Smith	0/0	6/7	8/10	2/5	0/0
Patriots	0/0	6/7	8/10	2/5	0/0
Opp.	0/0	5/5	2/4	4/9	0/0

0 Smith: (21G,21n,26G) (30n) (39G,23G) (-) (37G) (-) (37G) (47n,46b) (-) (32G, 34n,44G,35G) (33G,28G) (22G,35G) (20G,44n) (46G,34G).

1 Opponents: (33G) (-) (41b) (31n,27G) (-) (35G) (43n,34n) (45G,20G,46n,447G) (-) (-) (48n,25G) (-) (40G,27G,47n) (28G, 40G).

Starters: Offense: WR Reggie Rucker (9), Andy Johnson (3), Eddie Hinton (1), Darryl Stingley (1); LT Leon Gray (14); LG John Hannah (14); C Bill Lenkaitis (14); RG Sam Adams (13), Bill DuLac (1); RT Tom Neville (14); TE Bob Adams (7), Bob Windsor (7); WR Randy Vataha (9), Steve Schubert (3), R. Rucker (1), D. Stingley (1); QB Jim Plunkett (14); RB Mack Herron (14); Sam Cunningham (10), Josh Tarver (4).

Defense: LE Mel Lunsford (7), Julius Adams (5), Ray Hamilton (1), Tony McGee (1); NT/LT R. Hamilton (13), M. Lunsford (1); RE/RT J. Adams (6), George Webster (5), M. Lunsford (2), J. Tanner (1); LOLB/RE G. Webster (7), M. Lunsford (3), J. Adams (3), J. Tanner (1); LILB/LLB Steve Nelson (9), Bob Geddes (5); RILB Sam Hunt (14); ROLB Steve King (14); LCB John Sanders (10), Willie Osley (3), Ron Bolton (1); RCB R. Bolton (13), W. Osley (1); SS Jack Mildren (9), Sandy Durko (4), Prentice McCray (1); FS P. McCray (13), J. Mildren (1).

1974 Coaching Staff: Hank Bullough, Defensive Line, Ron Erhardt, Offensive Backfield, Red Miller, Offensive Line, Bill Nelsen, Quarterbacks, Ray Perkins, Receivers, Charlie Sumner, Linebackers/Secondary, Jim Vleck, Special Teams, Larry Weaver, Defensive Backfield.

Pro Bowl (0)

PASSING	ATT	CMP	YARDS	CMP%	YDS/ATT	TD	TD%	INT	INT%	LG	SK/YDS	RATING
Plunkett	352	173	2457	49.1	6.98	19	5.4	22	6.3	69†	21/174	63.8
Shiner	6	3	37	50.0	6.17	0	0.0	1	16.7	18	0/0	29.9
Graff	1	1	20	100.0	20.0	0	0.0	0	0.0	20	0/0	118.0
Patriots	359	177	2514	49.3	7.00	19	5.3	23	6.4	69†	21/174	63.3
Opps.	374	210	2774	56.1	7.42	17	4.5	24	6.4	67†	38/294	68.1

1975 FINAL OFFENSIVE STATISTICS (3-11)

Head Coach: Chuck Fairbanks (3-11) • Tied for Fourth in AFC-East • Home Stadium: Schaefer Stadium

DATE	W/L	SCORE	OPPONENT	ATTENDANCE
9/21	L	0-7	Houston	54,212
9/28	L	14-22	Miami	61,279
10/05	L	7-36	N.Y. Jets	61,415
10/12	L	10-27	Cincinnati	55,856
10/19	W	21-10	Baltimore	56,844
10/26	W	24-16	San Francisco	60,691
11/02	L	17-24	St. Louis	47,263
11/09	W	33-19	San Diego	26,090
11/16	L	31-34	Dallas	61,279
11/23	L	31-45	Buffalo	69,207
12/01	L	7-20	Miami	68,480
12/07	L	28-30	N.Y. Jets	57,539
12/14	L	14-34	Buffalo	59,646
12/21	L	21-34	Baltimore	50,801

Team Statistics

	PATS	OPP
TOTAL FIRST DOWNS	253	254
By Rushing	94	118
By Passing	133	120
By Penalty	26	16
Third Down: Md/Att.	82/195	90/216
Third Down: Eff.	42.1	41.7
TOTAL NET YARDS	4283	4464
Avg. per Game	305.9	318.9
Total Offensive Plays	912	956
Avg. per Play	4.7	4.7
NET YARDS RUSHING	1845	2220
Total Rushing Plays	472	555
Avg. per Rush	3.9	4.0
Avg. per Game	131.8	158.6
NET YARDS PASSING	2438	2244
Avg. per Game	174.1	160.3
Sacked/Yards Lost	39/330	33/271
Gross Yards Passing	2768	2515
Att./Completions	401/193	368/213
Completion Pct.	48.1	57.9
Had Intercepted	28	13
PUNTS/AVERAGE	83/38.8	77/39.5
PENALTIES/YARDS	89/719	103/759
FUMBLES/BALLS LOST	43/22	31/16
TOUCHDOWNS	33	42
Rushing	14	20
Passing	16	18
Returns	3	4
Score by Periods	1	2
Patriots	37	107
Opponents	67	77
SCORING	TD	R
Smith	0	0
Cunningham	8	6
Vataha	6	0
Francis	4	0
Johnson	4	3
Grogan	3	3
Calhoun	2	1
Stingley	2	0
Carter	1	0
Hamilton	1	0
Howard	1	0
Plunkett	1	0
Patriots	33	14
Opponent	42	20

RUSHING	NO	YDS	AVG	LG	TD
Cunningham	169	666	3.9	17	6
Johnson	117	488	4.2	66t	3
Herron	61	274	4.5	53	0
Grogan	30	110	3.7	14	3
Calhoun	23	104	4.5	38t	1
Carter	22	95	4.3	19	0
McQuay	33	47	1.4	9	0
Stingley	6	39	6.5	21	0
Dressler	3	8	2.7	6	0
Plunkett	4	7	1.8	5	1
Vataha	1	4	4.0	4	0
Graff	2	2	1.0	2	0
Anderson	1	1	1.0	1	0
Patriots	472	1845	3.9	66t	14
Opponents	555	2220	4.0	63t	20

RECEIVING	NO	YDS	AVG	LG	TD
Vataha	46	720	15.7	47	6
Francis	35	636	18.2	48	4
Cunningham	32	253	7.9	24	2
Johnson	26	294	11.3	29	1
Stingley	21	378	18.0	45	2
Burks	6	158	26.3	76	0
Windsor	6	57	9.5	12	0
Calhoun	5	111	22.2	62t	1
Herron	5	50	10.0	19	0
Wright	4	46	11.5	20	0
McQuay	4	27	6.8	16	0
Carter	2	39	19.5	26	0
Dressler	1	-1	-1.0	-1	0
Patriots	193	2768	14.3	76	16
Opponents	213	2515	11.8	77t	18

INTERCEPTIONS	NO	YDS	AVG	LG	TD
Bolton	5	33	6.6	15	0
Howard	3	52	17.3	44t	1
Nelson	2	8	4.0	4	0
Reilly	1	54	54.0	54	0
Sanders	1	18	18.0	18	0
Webster	1	0	0.0	0	0
Patriots	13	165	12.7	54	1
Opponents	28	388	13.9	58	1

PUNTING	NO	YDS	AVG	LG	BLK
Patrick	83	3223	38.8	62	0
Patriots	83	3223	38.8	62	0
Opp.	77	3042	39.5	65	1

PUNT RETURNS	NO	FC	YDS	AVG	LG	TD
Stingley	15	2	113	7.5	29	0
Herron	12	2	89	7.4	17	0
Johnson	6	4	60	10.0	15	0
Patriots	33	8	262	7.9	29	0
Opponents	42	12	513	12.2	69t	1

KICK RETURNS	NO	YDS	AVG	LG	TD
Carter	32	879	27.5	99t	1
McQuay	15	252	16.8	34	0
Johnson	10	188	18.8	32	0
Burks	4	65	16.3	25	0
Herron	2	75	37.5	40	0
Stingley	2	44	22.0	24	0
Calhoun	1	17	17.0	17	0
Patriots	66	1520	23.0	99t	1
Opponents	46	1142	24.8	59	0

FIELD GOALS	1-19	20-29	30-39	40-49	50+
Smith	1/1	1/1	5/6	2/8	0/1
Patriots	1/1	1/1	5/6	2/8	0/1
Opp.	1/1	11/11	6/10	5/13	0/0

Smith: (44n,46n) (40n) (-) (35G) (52n) (29G,21G) (34G) (47n,28G) (44b, 21G) (41G,49n,30G,25G,37G) (43G, 26G) (28G,43n) (25G,39G) (42G,27G, 48b,44G,46b,38n) (31n) (19G,44n,37n, 31G)

Starters: Offense: WR Randy Vataha (14); LT Leon Gray (14); LG John Hannah (14); C Bill Lenkaitis (11); Doug Dumler (3); RG Sam Adams (13); Bill DuLac (1); RT Shelby Jordan (0) (14); TE Russ Francis (11), Bob Windsor (3); WR Darryl Stingley (14); QB Steve Grogan (7); Jim Plunkett (5); Neil Graff (2); RB Andy Johnson (9); Mack Herron (5); FB Sam Cunningham (13); Don Calhoun (1).

Defense: LE Tony McGee (10), Mel Lunsford (4); LT/NT Ray Hamilton (14); RE/RT Julius Adams (8); Marlin Imhof (3); Craig Hanneman (2); Sam Hunt (1); LOLB/RE George Webster (9); Steve Zabel (2); C. Hanneman (1); Steve King (1); Kevin Reilly (1); LILB/LLB Steve Nelson (13); G. Webster (1); RILB/MLB S. Hunt (12); Bob Geddes (1); S. Nelson (1); ROLB/RLB S. King (7); S. Zabel (7); LCB Bob Howard (14); RCB Ron Bolton (13); Jim Massey (1); SS Prentice McCray (14); FS John Sanders (14).

1975 Coaching Staff: Hank Bullough, Defensive Line, Rolie Dotsch, Outside Linebackers, Ron Erhardt, Offensive Backfield, Red Miller, Offensive Line, Ray Perkins, Receivers, John Polonchek, QBs/Special Asst. to Head Coach, Charlie Sumner, Linebackers/Secondary, Jim Valek, Special Teams, Larry Weaver, Defensive Backfield.

Pro Bowl (0)

PASSING	ATT	CMP	YARDS	COMP%	YDS/ATT	TD	TD%	INT	INT%	LG	SK/YDS	RATING
Grogan	274	139	1976	50.7	7.21	11	4.0	18	6.6	62t	22/207	60.2
Plunkett	92	36	571	39.1	6.21	3	3.3	7	7.6	76	13/89	39.9
Graff	35	18	221	51.4	6.31	2	5.7	3	8.6	31t	4/34	54.4
Patriots	401	193	2768	48.1	6.90	16	4.0	28	7.0	76	39/330	55.1
Opps.	368	213	2515	57.9	6.83	18	4.9	13	3.5	77t	33/271	80.5

1976 FINAL OFFENSIVE STATISTICS (11-3)

Head Coach: Chuck Fairbanks (11-3) • Second in AFC-East • Home Stadium: Schaefer Stadium

DATE	W/L	SCORE	OPPONENT	ATTENDANCE
9/12	L	13-27	Baltimore	43,637
9/19	W	30-14	Miami	46,227
9/26	W	30-27	at Pittsburgh	50,350
10/03	W	48-17	Oakland	61,279
10/10	L	10-30	at Detroit	63,711
10/18	W	41-7	N.Y. Jets	51,236
10/24	W	26-22	at Buffalo	50,383
10/31	L	3-10	at Miami	57,984
11/07	W	20-10	Buffalo	61,279
11/14	W	21-14	at Baltimore	60,020
11/21	W	38-24	at N.Y. Jets	58,509
11/28	W	38-14	Denver	61,279
12/05	W	27-6	New Orleans	54,057
12/12	W	31-14	at Tampa Bay	46,475
AFC PLAYOFF				
12/18	L	21-24	at Oakland	54,037

Team Statistics

	PATS	OPP
TOTAL FIRST DOWNS	260	258
By Rushing	150	102
By Passing	95	134
By Penalty	15	22
Third Down: Md/Att.	76/192	97/209
Third Down: Eff.	39.6	43.0
TOTAL NET YARDS	4694	4022
Avg. per Game	335.3	287.3
Total Offensive Plays	918	947
Avg. per Play	5.1	4.2
NET YARDS RUSHING	2948	1847
Total Rushing Plays	591	462
Avg. per Rush	5.0	4.0
Avg. per Game	210.6	131.9
NET YARDS PASSING	1746	2175
Avg. per Game	124.7	155.4
Sacked/Yards Lost	19/164	47/429
Gross Yards Passing	1910	2604
Att./Completions	309/146	437/229
Completion Pct.	47.6	52.4
Had Intercepted	20	23
PUNTS/AVERAGE	67/40.1	75/38.8
PENALTIES/YARDS	102/914	88/764
FUMBLES/BALLS LOST	28/16	37/27
TOUCHDOWNS	48	29
Rushing	24	12
Passing	18	16
Returns	6	1
Score by Periods	1 2 3 4 OT Total	1 2 3 4 OT Total
Patriots	54 133 97 92 0	376
Opponents	40 91 30 75 0	236

Sacks: McGee 9.5, Barnes 8.0, Hamilton 6.5, Bishop 6.0, Adams 5.0, Zabel 4.0, Lunsford 2.5, Tipton 2.0, King 1.5, Nelson 1.0. Patriots 47.0, Opponents 19.0.

SCORING	TD	Ru	Pa	Rt	PAT	FG	S	TD
Smith	0	0	0	0	42/46	15/25	0	87
Grogan	13	12	0	1	0	0	0	78
Johnson	10	6	4	0	0	0	0	60
Stingley	4	0	4	0	0	0	0	24
Cunningham	3	3	0	0	0	0	0	18
Francis	3	0	3	0	0	0	0	18
Chandler	3	0	3	0	0	0	0	18
Forte	2	1	1	0	0	0	0	12
Haynes	2	0	0	2	0	0	0	12
McCray	2	0	0	2	0	0	0	12
Calhoun	1	1	0	0	0	0	0	6
Phillips	1	1	0	0	0	0	0	6
Briscoe	1	0	1	0	0	0	0	6
Brock	1	0	1	0	0	0	0	6
Vataha	1	0	1	0	0	0	0	6
Hunt	1	0	0	1	0	0	0	6
Zabel	0	0	0	0	1/1	0/0	0	1
Team	0	0	0	0	0/1	0/0	0	0
Patriots	48	24	18	6	43/48	15/25	0	376
Opponent	29	12	16	1	26/29	12/17	0	236

RUSHING	NO	YDS	AVG	LG	TD
Cunningham	172	824	4.8	24	3
Calhoun	129	721	5.6	54	1
Johnson	169	699	4.1	69t	6
Grogan	60	397	6.6	41t	12
Phillips	24	164	6.8	46	1
Forte	25	100	4.0	26	1
Stingley	8	45	5.6	27	0
Francis	2	12	6.0	8	0
Burks	1	2	2.0	2	0
Patrick	1	-16	-16.0	-16	0
Patriots	591	2948	5.0	69t	24
Opponents	462	1847	4.0	46	12

RECEIVING	NO	YDS	AVG	LG	TD
Johnson	29	343	11.8	53	4
Cunningham	27	299	11.1	41	0
Francis	26	367	14.1	48	3
Stingley	17	370	21.8	58t	4
Calhoun	12	56	4.7	12	0
Vataha	11	192	17.5	44	1
Briscoe	10	136	13.6	21	1
Chandler	5	49	9.8	29	3
Forte	3	9	3.0	6t	1
Burks	2	27	13.5	17	0
Feacher	2	38	19.0	21	0
Phillips	1	18	18.0	18	0
Brock	1	6	6.0	6t	1
Patriots	146	1910	13.1	58t	18
Opponents	229	2604	11.4	55	16

INTERCEPTIONS	NO	YDS	AVG	LG	TD
Haynes	8	90	11.3	28	0
McCray	5	182	36.4	63t	2
Fox	3	67	22.3	29	0
Howard	3	28	9.3	15	0
Hunt	2	106	53.0	68t	1
Nelson	2	32	16.0	34	0
Patriots	23	505	22.0	68t	3
Opponents	20	380	19.0	76	0

PUNTING	NO	YDS	AVG	LG	TB	IN20
Patrick	67	2688	40.1	52	12	12
Patriots	67	2688	40.1	52	12	12
Opp.	75	2909	38.8	57	8	7

PUNT RETURNS	NO	FC	YDS	AVG	LG	TD
Haynes	45	0	608	13.5	89t	2
Beaudoin	2	0	18	9.0	11	0
Stingley	1	0	2	2.0	2	0
Patriots	48	0	628	13.1	89t	2
Opponents	37	7	288	7.8	32	0

Kick Returns	No	Yds	Avg	Lg	TD
Phillips	14	397	28.4	71	0
Feacher	10	240	24.0	46	0
Calhoun	9	183	20.3	33	0
Beaudoin	6	134	22.3	44	0
Forte	3	62	20.7	29	0
Conn	2	29	14.5	26	0
Carter	1	19	19.0	19	0
McKay	1	23	23.0	23	0
Patriots	46	1087	23.6	71	0
Opponents	71	1559	22.1	58	0

FIELD GOALS	1-19	20-29	30-39	40-49	50+
Smith	0/1	4/4	4/6	7/14	0/0
Patriots	0/1	4/4	4/6	7/14	0/0
Opp.	1/1	2/2	4/5	4/8	1/1

Smith: (31G, 27G, 39b) (42n, 22G, 47n) (24G, 40G, 26G, 37n) (-) (41G) (-) (44G, 32G) (43G) (46G, 33G) (48n, 44n) (28G) (44n, 19n, 49G, 41n) (43n) (30G).

Opponents: (28G, 32G) (-) (32G, 41G, 48n) (44G) (44n, 36G) (-) (46G, 34n) (47G) (31G) (40n) (19G) (-) (50G, 47n, 29G) (-).

Starters: Offense: WR Randy Vataha (8), Darryl Stingley (4), Marlin Briscoe (2); LT Leon Gray (14); LG John Hannah (14); C Bill Lenkaitis (14); RG Sam Adams (14); RT Bob McKay (14); TE Russ Francis (12), Al Chandler (2); WR D. Stingley (9), M. Briscoe (3), Steve Burks (1), A. Chandler (1); QB Steve Grogan (16); RB Andy Johnson (12), Sam Cunningham (1), Ike Forte (1); FB S. Cunningham (10), Don Calhoun (3), A. Johnson (1).

Defense: LE Tony McGee (13), Mel Lunsford (1); NT Ray Hamilton (14); RE Julius Adams (14); LOLB Steve Zabel (14); LILB Steve Nelson (11), Sam Hunt (2), Donnie Thomas (1); RILB S. Hunt (9), George Webster (3), Jim Romaniszyn (2); ROLB Pete Barnes (7), Steve King (7); LCB Bob Howard (14); RCB Mike Haynes (14); SS Prentice McCray (14); FS Tim Fox (13), Dick Conn (1).

1976 Coaching Staff: Hank Bullough, Defensive Line, Rolie Dotsch, Outside Linebackers, Ron Erhardt, Offensive Backfield, Red Miller, Offensive Line, Ray Perkins, Receivers, John Polonchek, QBs/Special Asst. to Head Coach, Charlie Sumner, Linebackers/Secondary, Larry Weaver, Defensive Backfield, Tom Yewic, Offensive Backfield/Special Teams.

Pro Bowl (4): TE Russ Francis (1), Leon Gray (1), G John Hannah (1), CB Mike Haynes (1).

PASSING	ATT	CMP	YARDS	CMP%	YDS/ATT	TD	TD%	INT	INT%	LG	SK/YDS	RATING
Grogan	302	145	1903	48.0	6.30	18	6.0	20	6.6	58t	18/155	60.8
Owen	5	1	7	20.0	1.40	0	0.0	0	0.0	7	0/0	39.0
Johnson	2	0	0	0.0	0.0	0	0.0	0	0.0	0	0/0	0.0
Briscoe	0	0	0	0.0	0.0	0	0.0	0	0.0	0	1/9	0.0
Patriots	309	146	1910	47.2	6.25	18	5.8	20	6.5	58t	19/164	59.4
Opps.	437	229	2604	52.4	5.96	16	3.7	23	5.3	55	47/429	60.8

1977 FINAL OFFENSIVE STATISTICS (9-5)

Head Coach: Chuck Fairbanks (9-5) • Third in AFC-East • Home Stadium: Schaefer Stadium

Date	W/L	Score	Opponent	Attendance
9/18	W	21-17	Kansas City	58,288
9/26	L	27-30	at Cleveland OT	77,910
10/02	L	27-30	at N.Y. Jets	49,801
10/09	W	31-0	Seattle	54,363
10/16	W	24-20	at San Diego	51,143
10/23	W	17-3	Baltimore	61,279
10/30	W	24-13	N.Y. Jets	61,279
11/06	L	14-24	Buffalo	61,279
11/13	L	5-17	at Miami	67,907
11/20	W	20-7	at Buffalo	31,157
11/27	W	14-6	Philadelphia	58,192
12/04	W	16-10	at Atlanta	60,738
12/11	W	14-10	Miami	61,279
12/18	L	24-30	at Baltimore	60,763

Team Statistics

	PATS	OPP
TOTAL FIRST DOWNS	247	215
By Rushing	132	86
By Passing	101	111
By Penalty	14	18
Third Down: Md/Att.	98/199	74/196
Third Down: Eff.	49.0	38.0
TOTAL NET YARDS	4310	3638
Avg. per Game	307.9	259.9
Total Offensive Plays	922	866
Avg. per Play	4.7	4.7
NET YARDS RUSHING	2303	1605
Total Rushing Plays	603	452
Avg. per Rush	3.8	3.6
Avg. per Game	164.5	114.6
NET YARDS PASSING	2007	2033
Avg. per Game	143.4	145.2
Sacked/Yards Lost	14/155	58/471
Gross Yards Passing	2162	2504
Att./Completions	305/160	356/188
Completion Pct.	52.5	52.8
Had Intercepted	21	19
PUNTS/AVERAGE	68/34.6	78/39.1
PENALTIES/YARDS	112/931	71/610
FUMBLES/BALLS LOST	28/15	20/10
TOUCHDOWNS	33	26
Rushing	13	8
Passing	17	16
Returns	3	2
Score by Periods	1 2 3 4 OT Total	0 0 0 0 0 0
Patriots	79 65 74 60 0	278
Opponents	58 23 61 72 3	217
SCORING	TD Ru Pa Rt PAT FG S TP	0 0 0 0 33/3315/21 0 78
Smith	6 1 5 0 0 0 0	36
Stingley	5 4 1 0 0 0 0	30
Cunningham	4 4 0 0 0 0 0	24
Calhoun	4 0 4 0 0 0 0	24
Francis	4 0 4 0 0 0 0	24
Hasselbeck	4 0 4 0 0 0 0	24
Clayborn	3 0 0 3 0 0 1	20
Morgan	3 0 3 0 0 0 0	18
Forte	2 2 0 0 0 0 0	12
Grogan	1 1 0 0 0 0 0	6
Phillips	1 1 0 0 0 0 0	6
Patriots	33 13 17 3 33/33 15/21 1	278
Opponent	26 8 16 2 22/26 13/21 0	217

RUSHING	NO	YDS	AVG	LG
Cunningham	270	1015	3.8	31t
Calhoun	198	727	3.7	25
Grogan	61	324	5.3	41
Forte	62	157	2.5	16
Phillips	5	27	5.4	13
Stingley	3	33	11.0	34t
Ivory	3	10	3.3	9
Morgan	1	10	10.0	10
Patriots	603	2303	3.8	41
Opponents	452	1605	3.6	66

RECEIVING	NO	YDS	AVG	LG
Cunningham	42	370	8.8	35
Stingley	39	657	16.8	68
Morgan	21	443	21.1	64t
Francis	16	229	14.3	31t
Calhoun	13	152	11.7	47
Hasselbeck	9	76	8.4	21
Forte	8	88	11.0	22
Chandler	7	68	9.7	16
Burks	5	79	15.8	22
Patriots	160	2162	13.5	68
Opponents	188	2504	13.3	78

INTERCEPTIONS	NO	YDS	AVG	LG
Haynes	5	54	10.8	22
McCray	4	61	15.2	48
Howard	4	10	2.2	6
Fox	3	39	13.0	27
Hunt	2	17	8.5	10
Barnes	1	13	13.0	13
Patriots	19	194	10.2	48
Opponents	21	279	13.3	45

PUNTING	NO	YDS	AVG	LG	TD	INT	BLK
Patrick	68	2354	34.6	64	6	13	3
Patriots	68	2354	34.6	64	6	13	3
Opp.	78	3048	39.1	65	9	10	10

PUNT RETURNS	NO	FC	YDS	AVG	LG
Morgan	16	2	220	13.8	53
Haynes	24	2	200	8.3	46
Forte	2	1	9	4.5	6
Beaudoin	1	0	0	0.0	0
Westbrook	0	1	0	0.0	0
Patriots	43	6	429	10.0	53
Opponents	33	6	270	8.2	23

TD KICK RETURNS	NO	YDS	AVG	LG	TD
Clayborn	28	869	31.0	101t	3
Phillips	6	93	15.5	22	0
1 Beaudoin	4	73	18.3	30	0
2 McKay	1	16	16.0	16	0
1 Patriots	39	1051	26.9	101t	3
1 Opponents	52	1086	20.9	73	0

0 Sacks: McGee 12.0, Hamilton 10.0, Adams 9.5, 13 Shoate 6.0, Barnes 5.0, Nelson 5.0, Boyd 2.5, Fox 8 2.0, Lunsford 1.5, Bishop 1.0, Clayborn 1.0, Hunt 1.0, King 1.0, Zabel 0.5. Patriots 58.0, Opponents 14.0.

FIELD GDALS	1-19	20-29	30-39	40-49	50+
3 Smith	1/1	4/5	9/11	1/4	0/0
4 Patriots	1/1	4/5	9/11	1/4	0/0
0 Opp.	0/1	5/5	7/11	1/4	0/0

0 Smith: (-) (35G,28G) (44G,24G) (36G, 26wr) 0 (28G) (18G) (30G) (-) (33G) (33G, 25G,44n) (-) 0 (47s,36G,32G,29G,35b) (47b) (30G).

16 Opponents: (22G) (37G,37G,35G,44wr ,39b) (37b) (37G) (-) (-) (40G) (36G, 40w1,21G) (30G) TD (37wr,35G) (-) (19b) (33w1) (25G) (28G) 0 (38w1,28G,45w1).

0 Starters: Offense: WR Stanley Morgan (14); LT 0 Leon Gray (11), Shelby Jordan (3); LG John 0 Hannah (11), Pete Brock (3); C Bill Lenkaitis (14); 0 RG Sam Adams (13), P. Brock (1); RT Tom 0 Neville (13), Bob McKay (3); TE Russ Francis 2 (10), Al Chandler (3), Don Hasselbeck (1); WR Darryl Stingley (14); QB Steve Grogan (14); RB Don Calhoun (14); FB Sam Cunningham (14).

3 Defense: LE Mel Lunsford (13), Tony McGee (1); 3 NT Ray Hamilton (14); RE Julius Adams (14); 0 LOLB Steve Zabel (10), Steve King (4); LILB Steve Nelson (13), Ray Costic (1); RILB Sam Hunt (13), R. Costic (1); ROLB Pete Barnes (11), 0 Rod Shoate (3); LCB Bob Howard (12), Raymond 0 Clayborn (2); RCB Mike Haynes (14); SS Prentice 0 McCray (14); FS Tim Fox (14).

0 1977 Coaching Staff: Hank Bullough, Defensive 0 Line, Ron Erhardt, Offensive Backfield, Leon 0 McLaughlin, Offensive Line, Ray Perkins, Receivers, John Polonchek, QBs/Special Asst. to Head Coach, Charlie Sumner, Linebackers/Secondary, Dick Walker, Defensive Backs, Tom Yewcic, Offensive Backfield/Special Teams.

Pro Bowl (2): TE Russ Francis (2), Mike Haynes (2).

PASSING	ATT	CMP	YARDS	CMP%	YDS/ATT	TD	TD%	INT	INT%	LG	SK/YDS	RATING
Grogan	305	160	2162	52.5	7.09	17	5.6	21	6.9	68	14/155	65.2
Patriots	305	160	2162	52.5	7.09	17	5.6	21	6.9	68	14/155	65.2
Opps.	356	188	2504	52.8	7.03	16	4.5	19	5.3	78	58/471	68.3

1978 FINAL OFFENSIVE STATISTICS (11-5)

Head Coaches: Chuck Fairbanks (11-4); Ron Erhardt & Hank Bulough co-head coaches (0-1) • 1st in AFC-East • Home Stadium: Schaefer Stadium

DATE	W/L	SCORE	OPPONENT	ATTENDANCE
9/03	L	14-16	Washington	55,063
9/10	W	16-6	at St. Louis	49,555
9/18	L	27-34	Baltimore	57,503
9/24	W	21-14	at Oakland	53,500
10/01	W	28-23	San Diego	61,297
10/08	W	24-14	Philadelphia	61,297
10/15	W	10-3	at Cincinnati	56,257
10/22	W	33-24	Miami	61,297
10/29	W	55-21	N.Y. Jets	61,297
11/05	W	14-10	at Buffalo	46,101
11/12	L	23-26	Houston	61,297
11/19	W	19-17	at N.Y. Jets	46,101
11/26	W	35-14	at Baltimore	49,404
12/03	L	10-17	at Dallas	65,045
12/10	W	26-24	Buffalo	59,927
12/18	L	3-23	at Miami	75,445
AFC PLAYOFF				
12/31	L	14-31	Houston	61,297

RUSHING	NO	YDS	AVG	LG	TD	KICK RETURNS	NO	YDS	AVG	LG	TD
Cunningham	199	768	3.9	52t	8	Clayborn	27	636	23.6	60	0
Ivory	141	693	4.9	28	11	McAlister	10	186	18.6	32	0
Johnson	147	675	4.6	52	3	Westbrook	7	125	17.9	33	0
Grogan	81	539	6.7	31	5	Ivory	7	165	23.6	33	0
Calhoun	76	391	5.1	73	1	Morgan	1	17	17.0	17	0
McAlister	19	77	4.1	16	2	Wheeler	1	0	0.0	0	0
Morgan	2	11	5.5	6	0	Conn	1	26	26.0	26	0
Jackson	1	7	7.0	7	0	Tatupu	1	17	17.0	17	0
Tatupu	3	6	2.0	3	0	Patriots	55	1172	21.3	60	0
Wilson	1	0	0.0	0	0	Opponents	69	1576	22.8	90t	1
Westbrook	1	-2	-2.0	-2	0	Sacks: McGee 11.5, Bishop 7.0, Hamilton 5, Shoate 5, Lunsford 3.5, Costick 1, Hawkins 1, Nelson 1.					
Patriots	671	3165	4.7	73	30						
Opponents	511	1852	3.6	32t	14						

Team Statistics

	PATS	OPP
TOTAL FIRST DOWNS	322	258
By Rushing	181	100
By Passing	125	143
By Penalty	16	15
Third Down: Md/Att.	92/203	96/220
Third Down: Eff.	45.3	43.6
TOTAL NET YARDS	5965	4615
Avg. per Game	372.8	288.4
Total Offensive Plays	1085	971
Avg. per Play	5.5	4.8
NET YARDS RUSHING	3165	1852
Total Rushing Plays	671	511
Avg. per Rush	4.7	3.6
Avg. per Game	197.8	115.8
NET YARDS PASSING	2800	2763
Avg. per Game	175.0	172.7
Sacked/Yards Lost	24/206	35/296
Gross Yards Passing	3006	3059
Att./Completions	390/196	425/235
Completion Pct.	50.3	55.3
Had Intercepted	25	22
PUNTS/AVERAGE	61/35.0	78/39.5
PENALTIES/YARDS	92/852	81/683
FUMBLES/BALLS LOST	35/21	34/21
TOUCHDOWNS	46	38
Rushing	30	14
Passing	15	21
Returns	1	3

Score by Periods	1	2	3	4	OT	Total
Patriots	77	122	63	96	0	358
Opponents	55	60	71	97	0	286

SCORING	TD	Ru	Pa	Rt	PAT	FG	S	TP
Ivory	11	11	0	0	0	0	0	66
Fosey	0	0	0	0	29/31	11/22	0	62
Cunningham	8	8	0	0	0	0	0	48
Jackson	6	6	0	0	0	0	0	36
Grogan	5	5	0	0	0	0	0	30
Morgan	5	5	0	0	0	0	0	30
Francis	4	0	4	0	0	0	0	24
Johnson	3	3	0	0	0	0	0	18
McAlister	2	2	0	0	0	0	0	12
Smith	0	0	0	6/7	1/1	0	0	9
Lowery	0	0	0	7/7	0/1	0	0	7
Calhoun	1	1	0	0	0	0	0	6
Haynes	1	0	0	1	0	0	0	6
Bishop	0	0	0	0	0	0	1	2
Fox	0	0	0	0	0	0	1	2
Wilson	0	0	0	0	0/1	0/0	0	0
PATRIOTS	46	30	15	1	42/46	12/24	2	358
Opponent	38	14	21	3	31/38	9/19	0	286

RECEIVING	NO	YDS	AVG	LG	TD
Francis	39	543	13.9	53	4
Jackson	37	743	20.1	57	6
Morgan	34	820	24.1	75t	5
Cunningham	31	297	9.6	31	0
Jonnsn	26	267	10.3	31	0
Ivory	14	122	8.7	18	0
Hasselbeck	7	107	15.3	24	0
Westbrook	3	38	12.7	19	0
Calhoun	3	29	9.7	15	0
Pennywell	1	28	28.0	28	0
McAlister	1	12	12.0	12	0
Patriots	196	3006	15.3	75t	15
Opponents	235	3059	13.0	67t	11

INTERCEPTIONS	NO	YDS	AVG	LG	TD
Haynes	6	123	20.5	50	1
Nelson	5	104	20.8	37	0
Clayborn	4	72	18.0	44	0
Beaudoin	3	25	8.3	13	0
Fox	2	10	5.0	10	0
Conn	1	24	24.0	24	0
Zabel	1	0	0.0	0	0
Patriots	22	358	16.3	50	1
Opponents	25	252	10.1	49	1

PUNTING	NO	YDS	AVG	LG	TD	IN20	BLK
Wilson	54	1921	35.6	57	4	14	0
Patrick	7	216	30.9	47	0	2	0
Patriots	61	2137	35.0	57	4	16	0
Opp.	78	3081	39.5	63	8	17	0

PUNT RETURNS	NO	FC	YDS	AVG	LG	TD
Morgan	32	4	335	10.5	48	0
Haynes	14	2	183	13.1	35	0
Conn	1	2	2	2.0	2	0
Patriots	47	8	520	11.1	48	0
Opponents	29	10	272	9.4	30	0

TD FIELD GOALS	1-9	20-29	30-39	40-49	50+
Smith	0/0	1/1	0/0	0/0	0/0
Lowery	0/0	0/0	0/0	0/1	0/0
Posey	1/1	3/4	5/11	2/6	0/0
Patriots	1/1	4/5	5/11	2/7	0/0
Opp.	0/0	5/6	1/5	2/5	1/3

0 Smith: (-) (24G) (-). Lowery: (-) (45w). Posey: 0 (42G,36w) (19G) (29G,37w) (-) (48n) 0 (32G,34G,37G,38w,25w) (48n, 47G,24G) (31s) 0 (46b,30G,36b,39n) (42s,21G) (35G).
--

15 Opponents: (26G,54w) (-) (-) (35w, 47w) 21 (38w,41G) (-) (25w,44w,52G, 51w) (29G,45w) (-) (21G) (-) (45G,33n) (31w) (26G) (26G) (30G).
--

Starters: Offense: WR Stanley Morgan (16); LT Leon Gray (16); LG John Hannah (16); C Bill Lenkaitis (16); RG Sam Adams (16); RT Shelby Jordan (16); TE Russ Francis (15), Don Hasselbeck (1); WR Harold Jackson (13); QB Steve Grogan (16); RB Andy Johnson (13), Horace Ivory (3); FB Sam Cunningham (14), Don Calhoun (2); 2nd TE D. Hasselbeck (3).
--

Defense: LE Mel Lunsford (15), Tony McGee (1); NT Ray Hamilton (16); RE Richard Bishop (15), Julius Adams (1); LOLB Steve Zabel (11), Steve King (5); LILB Steve Nelson (15), Ray Costick (1); RILB Sam Hunt (15), R. Costick (1); ROLB Rod Shoate (15); R. Costick (1); LCB Ray Clayborn (16); RCB Michael Haynes (16); SS Doug Beaudoin (13), Tim Fox (2), Prentice McCray (1); FS T. Fox (14), P. McCray (2).

1978 Coaching Staff: Raymond Berry, Receivers, Hank Bulough, Defensive Line, Ron Erhardt, Offensive Backfield, John Polonchek, QBs/Special Asst. to Head Coach, Jim Ringo, Offensive Line, Fritz Shurmur, Defensive Line, Charlie Sumner, Linebackers/Secondary, Tom Yewcic, Offensive Backfield/Special Teams.
--

Pro Bowl (5): FB Sam Cunningham (1), TE Russ Francis (3), T Leon Gray (2), G John Hannah (2), CB Mike Haynes (3).
--

PASSING	ATT	CMP	YARDS	CMP%	YDS/ATT	TD	TD%	INT	INT%	LG	\$K/YOS	RATING
Grogan	362	181	2824	50.0	7.80	15	4.1	23	6.4	75t	21/184	63.3
Owen	26	15	182	57.7	7.00	0	0.0	2	7.7	23	3/22	47.3
Johnson	2	0	0	0.0	0.00	0	0.0	0	0.0	0	0/0	-
Patriots	390	196	3006	50.3	7.71	15	3.8	25	6.4	75t	24/206	62.2
Opps.	425	235	3059	55.3	7.19	21	4.9	22	5.1	67t	35/296	73.1

1979 FINAL OFFENSIVE STATISTICS (9-7)

Head Coach: Ron Erhardt (9-7) • Second in AFC-East • Home Stadium: Schaefer Stadium

DATE	W/L	SCORE	OPPONENT	ATTENDANCE
9/03	L	13-16	Pittsburgh	60,798
9/09	W	56-3	N.Y. Jets	53,113
9/16	W	20-14	at Cincinnati	41,805
9/23	W	27-21	San Diego	60,916
10/01	L	14-27	at Green Bay	52,842
10/07	W	24-17	Detroit	60,629
10/14	W	27-7	at Chicago	54,128
10/21	W	28-13	Miami	61,096
10/28	L	26-31	at Baltimore	41,029
11/04	W	26-6	at Buffalo	67,935
11/11	L	10-45	at Denver	74,379
11/18	W	50-21	Baltimore	60,879
11/25	L	13-16	Buffalo OT	60,991
11/29	L	24-39	at Miami	69,174
12/09	L	26-27	at N.Y. Jets	60,372
12/16	W	27-23	Minnesota	54,719

RUSHING	NO	YDS	AVG	LG	TD	KICK RETURNS	NO	YDS	AVG	LG	TD
Cunningham	159	563	3.5	27	5	Clark	37	816	22.1	38	0
Ivory	143	522	3.7	52	1	Sanford	10	179	17.9	23	0
Calhoun	137	456	3.3	29	5	Westbrook	11	151	13.7	30	0
Grogan	62	368	5.8	26	2	Clayborn	2	33	16.5	20	0
Johnson	43	132	3.1	15	1	Tatupu	3	15	5.0	12	0
Clark	19	84	4.4	19	2	Washington	1	18	18.0	18	0
Tatupu	23	71	3.1	12	0	Ivory	1	15	15.0	15	0
Morgan	7	39	5.6	17	0	Morgan	1	12	12.0	12	0
Jackson	3	12	4.0	12	0	Patriots Opponents	66	1239	18.8	38	0
Westbrook	2	8	4.0	4	0		80	1621	20.3	45	0
Owen	2	1	-0.5	0	0						
Cavanaugh	1	-2	-2.0	-2	0						
Patriots	603	2252	3.7	52	16						
Opponents	495	1770	3.6	39	22						

Team Statistics

	PATS	OPP
TOTAL FIRST DOWNS	318	283
By Rushing	132	118
By Passing	159	139
By Penalty	27	26
Third Down: Md/Att.	113/254	85/225
Third Down: Eff.	44.4	37.7
TOTAL NET YARDS	5470	4323
Avg. per Game	341.9	270.2
Total Offensive Plays	1127	1019
Avg. per Play	4.8	4.3
NET YARDS RUSHING	2252	1770
Total Rushing Plays	603	495
Avg. per Rush	3.7	3.6
Avg. per Game	140.8	110.6
NET YARDS PASSING	3218	2553
Avg. per Game	201.1	159.6
Sacked/Yards Lost	49/382	57/512
Gross Yards Passing	3600	3065
Att./Completions	475/237	467/246
Completion Pct.	49.9	52.7
Had Intercepted	23	20
PUNTS/AVERAGE	84/36.2	94/38.7
PENALTIES/YARDS	99/864	103/917
FUMBLES/BALLS LOST	28/15	35/32
TOUCHDOWNS		
Rushing	16	22
Passing	30	13
Returns	3	4
Score by Periods	1 2 3 4	OT
Patriots	85 137 60 129	0 411
Opponents	87 93 71 69	6 326

SCORING	TD	Ru	Pa	Rt	PAT	FG	S	TP
Smith	0	0	0	0	46/49	23/33	0	115
Morgan	13	0	12	1	0	0	0	78
Jackson	7	0	7	0	0	0	0	42
Calhoun	6	5	1	0	0	0	0	36
Francis	5	0	5	0	0	0	0	30
Cunningham	5	5	0	0	0	0	0	30
Ivory	3	1	2	0	0	0	0	18
Clark	2	2	0	0	0	0	0	12
Grogan	2	2	0	0	0	0	0	12
Hawkins	1	0	1	0	0	0	0	6
Sanford	1	0	1	0	0	0	0	6
Westbrook	1	0	1	0	0	0	0	6
Pennelly	1	0	1	0	0	0	0	6
Johnson	1	1	0	0	0	0	0	6
Jarvis	1	0	1	0	0	0	0	6
PATRIOTS	49	16	30	3	46/49	23/33	1	411
Opponent	39	22	13	4	36/39	18/26	1	326

RECEIVING	NO	YDS	AVG	LG	TD	FIELD GOALS	1-19	20-29	30-39	40-49	50+
Jackson	45	1013	22.5	59	7	Smith	0/0	6/6	11/13	6/14	0/0
Morgan	44	1002	22.8	63t	12	Patriots	0/0	6/6	11/13	6/14	0/0
Francis	39	557	14.3	44	5	Opp.	0/0	7/7	5/7	5/11	1/1
Cunningham	29	236	8.1	20	0	Smith:	(31G,32G)	(-)	(37n,47b,39G,39G)		
Ivory	23	216	9.4	24	2	(31G,31G)	(42n)	(44n,48n,29G)	(21G, 29G)		
Calhoun	15	66	4.4	14	1	(48n)	(42G,39G)	(48n,49b,33G, 37G)	(42G)		
Hasselbeck	13	158	12.2	41	0	(24G,29G,42G)	(47G,40n, 32G)	(28G)	(47G,34n)		
Westbrook	9	173	19.2	38	1	(42G,30G)					
Johnson	9	68	7.6	11	0	Opponents:	(43n,41G)	(30G)	(37n)	(48n)	(-)
Pennywell	4	35	8.8	13t	1	(26G)	(-)	(53G,40G)	(37G,44n)		
Clark	2	35	17.5	20	0	(39G,40G,37n,49n,40n)	(42G)	(-)	(29G)		
Javis	2	30	15.0	15t	1	(26G,29G)	(31G,33G,27G)	(39G,25G)	(24G,43s)		
Tatupu	2	9	4.5	5	0						
Chandler	1	2	2.0	2	0						
Patriots	237	3600	15.2	63t	30	Starters: Offense:	WR Stanley Morgan (16); LT				
Opponents	246	3065	12.5	82	13	Dwight Wheeler (10); Pete Brock (6); LG John					
						Hannah (16); C Bill Lenkaitis (16); RG Sam					
						Adams (13); Bob Cryder (2); P. Brock (1); RT					
						Shelby Jordan (12); Garry Puetz (4); TE Russ					
						Francis (13); Don Hasselbeck (3); WR Harold					
						Jackson (16); QB Steve Grogan (16); RB Horace					
						Ivory (9); Sam Cunningham (3); Andy Johnson					
						(3), Don Calhoun (1); FB S. Cunningham (9); D.					
						Calhoun (5); A. Johnson (2).					
						Defense: LE Mel Lunsford (15); Richard Bishop					
						(1); NT Ray Hamilton (16); RE R. Bishop (13);					
						Julius Adams (2); M. Lunsford (1); LOLB Mike					
						Hawkins (14); LILB Steve Nelson (15); Bill					
						Matthews (1); RILB Sam Hunt (15); John					
						Zamberlin (1); ROLB Rod Shoate (14); Ray					
						Costic, Steve King (1); LCB Raymond Clayborn					
						(16); RCB Mike Haynes (15); Rick Sanford (1);					
						SS Doug Beaudoin (8); Prentice McCray (5); R.					
						Sanford (3); FS Tim Fox (16); 4t DL Tony McGee					
						(2).					

PASSING	ATT	CMP	YARDS	CMP%	YDS/ATT	TD	TD%	INT	INT%	LG	SK/YDS	RATING
Grogan	423	206	3286	48.7	7.77	28	6.6	20	4.7	63t	45/341	77.4
Owen	47	27	248	57.4	5.28	2	4.3	3	6.4	32	4/41	59.5
Westbrook	2	2	52	100.0	26.0	0	0.0	0	0.0	28	0/0	193.8
Cavanaugh	1	1	10	100.0	10.0	0	0.0	0	0.0	10	0/0	127.1
Hare	1	1	4	100.0	4.0	0	0.0	0	0.0	4	0/0	102.1
Jackson	1	0	0	0.0	0.0	0	0.0	0	0.0	0/0	0/0	--
Patriots	475	237	3600	49.9	7.58	30	6.3	23	4.8	63t	49/382	76.2
Opps.	467	246	3065	52.7	6.56	13	2.8	20	4.3	82	57/512	64.8

EXECUTIVES
FOOTBALL STAFF
2005 PLAYERS
2004 SEASON
HISTORY
RESULTS
RECORDS
PLAYOFF HISTORY
EXTRA POINTS

1980 FINAL OFFENSIVE STATISTICS (10-6)

Head Coach: Ron Erhardt (10-6) • Second in AFC-East • Home Stadium: Schaefer Stadium

DATE	W/L	SCORE	OPPONENT	ATTENDANCE
9/07	W	34-17	Cleveland	49,222
9/14	L	21-37	Atlanta	48,321
9/21	W	37-31	at Seattle	61,035
9/29	W	23-14	Denver	59,602
10/05	W	21-11	at N.Y. Jets	53,603
10/12	W	34-0	Miami	60,377
10/19	W	37-21	at Baltimore	53,924
10/26	L	13-31	at Buffalo	75,092
11/02	W	34-21	N.Y. Jets	60,834
11/10	L	34-38	at Houston	51,524
11/16	L	14-17	L.A. Rams	60,609
11/23	W	47-21	Baltimore	60,994
11/30	L	17-21	at San Francisco	45,254
12/08	L	13-16	at Miami OT	63,292
12/14	W	24-2	Buffalo	58,324
12/21	W	38-27	at New Orleans	38,277

RUSHING	NO	YDS	AVG	LG
Ferguson	211	818	3.9	44
Calhoun	200	787	3.9	22t
Grogan	30	112	3.7	19
Ivory	42	111	2.6	20t
Tatupu	33	97	2.9	11
Cavanaugh	19	97	5.1	22
Foreman	23	63	2.7	7
Clark	9	56	6.2	15
Jackson	5	37	7.4	16
Morgan	4	36	9.0	16
Johnson	11	26	2.4	11
Hubach	1	0	0.0	0
Patriots	588	2240	3.8	44
Opponents	481	1876	3.9	33

TD	KICK RETURNS	NO	YDS	AVG	LG	TD
2	Ivory	36	992	27.6	98t	1
9	Brown	9	156	17.3	26	0
1	Currier	6	98	16.3	26	0
2	Westbrook	1	14	14.0	14	0
3	Clark	3	21	7.0	13	0
0	Pennywell	1	0	0.0	0	0
1	Patriots	56	1281	22.9	98t	1
1	Opponents	90	1649	18.3	35	0

OS	AVG
18	3.9
37	3.9
12	3.7
11	2.6
97	2.9
97	5.1
63	2.7
66	6.2
37	7.4
86	9.0
26	2.4
0	0.0
10	3.8

SACKS	ADAMS	HAMILTON	MCGEE	HAWKINS	SHOATE	BISHOP	ZAMBERLIN	2.5	HAWKINS	2.0	HAYNES	1.0	MC GREW	1.0	SANFORD	1.0	19	MC DOUGAL	0.5	Patriots	44.0	Opponents	25.0
-------	-------	----------	-------	---------	--------	--------	-----------	-----	---------	-----	--------	-----	---------	-----	---------	-----	----	-----------	-----	----------	------	-----------	------

Team Statistics

	PATS	OPP
TOTAL FIRST DOWNS	319	270
By Rushing	139	118
By Passing	154	141
By Penalty	26	11
Third Down: Md/Att.	98/210	79/214
Third Down: Eff.	46.7	36.9
TOTAL NET YARDS	5435	4369
Avg. per Game	339.7	297.6
Total Offensive Plays	1026	983
Avg. per Play	5.3	4.8
NET YARDS RUSHING	2240	1876
Total Rushing Plays	588	481
Avg. per Rush	3.8	3.9
Avg. per Game	140.0	117.3
NET YARDS PASSING	3195	2886
Avg. per Game	199.7	180.4
Sacked/Yards Lost	25/200	44/346
Gross Yards Passing	3395	3232
Att./Completions	413/240	458/266
Completion Pct.	58.1	58.1
Had Intercepted	27	24
PUNTS/AVERAGE	63/38.0	92/41.0
PUNT RETURNS/AVG	28/8.5	60/8.6
NET PUNTING AVG.	33.6	33.3
PENALTIES/YARDS	79/696	92/833
FUMBLES/BALLS LOST	19/9	31/10
TOUCHDOWNS	52	40
Rushing	19	12
Passing	27	28
Returns	6	0

Score by Periods	1	2	3	4	OT	TOTAL
Patriots	77	132	110	122	0	441
Opponents	64	97	56	105	3	325

SCORING	TO	Ru	Pa	Rt	PAT	FG	S	TP
Smith	0	0	0	0	51/51	26/34	0	129
Calhoun	9	9	0	0	0	0	54	0
Francis	8	8	0	0	0	0	48	0
Morgan	6	6	0	0	0	0	36	0
Jackson	5	5	0	0	0	0	30	0
Hasselback	4	4	0	0	0	0	24	0
Ivory	3	2	0	1	0	0	18	James
Johnson	3	3	0	0	0	0	18	Haynes
Tatupu	3	3	0	0	0	0	18	Brown
Clark	2	1	0	1	0	0	12	Patriots
Ferguson	2	2	0	0	0	0	12	Opponents
Foreman	1	1	0	0	0	0	6	
Grogan	1	1	0	0	0	0	6	
Pennywell	1	0	1	0	0	0	6	
Haynes	1	0	1	0	0	0	6	
James	1	0	1	0	0	0	6	
Shoate	1	0	1	0	0	0	6	
Sanford	1	0	1	0	0	0	6	
Team	0	0	0	0	0/1	0	0	0
PATRIOTS	52	19	27	6	51/52	26/34	0	441
Opponent	40	12	28	0	39/40	14/20	2	325

RECEIVING	NO	YDS	AVG	LG
Morgan	45	991	22.0	71
Francis	41	664	16.2	39
Jackson	35	737	21.1	40
Calhoun	27	129	4.8	12
Johnson	24	259	10.8	22
Ferguson	22	173	7.9	18
Foreman	14	99	7.1	18
Ivory	12	95	7.9	19
Hasselback	8	130	16.3	35t
Westbrook	4	60	15.0	21
Pennywell	4	31	7.8	16
Tatupu	4	27	6.8	11
Patriots	240	3395	14.1	71
Opponents	266	3232	12.2	79t

INTERCEPTIONS	NO	YDS	AVG	LG
Clayborn	5	87	17.4	29
Fox	4	41	10.2	23
James	4	32	8.0	19
Shoate	3	50	16.7	42t
Nelson	3	37	12.3	33
Hawkins	2	5	2.5	5
Haynes	1	31	31.0	31
Mathews	1	5	5.0	5
Sanford	1	0	0.0	0
Patriots	24	288	12.0	42t
Opponents	27	369	13.7	80

TD	KICK RETURNS	NO	YDS	AVG	LG	TD
2	Ivory	36	992	27.6	98t	1
9	Brown	9	156	17.3	26	0
1	Currier	6	98	16.3	26	0
2	Westbrook	1	14	14.0	14	0
3	Clark	3	21	7.0	13	0
0	Pennywell	1	0	0.0	0	0
1	Patriots	56	1281	22.9	98t	1
1	Opponents	90	1649	18.3	35	0

PTS	AVG
01	22.0
04	16.2
17	21.1
09	4.8
09	10.8
03	7.9
09	7.1
05	7.9
00	16.3
00	15.0
01	7.8
07	6.8
05	14.1
02	12.2

PTS	AVG
07	17.4
01	10.2
02	8.0
00	16.7
07	12.3
05	2.5
01	31.0
00	5.0
00	0.0
08	12.0
09	13.7

SACKS	ADAMS	HAMILTON	MCGEE	HAWKINS	SHOATE	BISHOP	ZAMBERLIN	2.5	HAWKINS	2.0	HAYNES	1.0	MC GREW	1.0	SANFORD	1.0	19	MC DOUGAL	0.5	Patriots	44.0	Opponents	25.0
-------	-------	----------	-------	---------	--------	--------	-----------	-----	---------	-----	--------	-----	---------	-----	---------	-----	----	-----------	-----	----------	------	-----------	------

STARTERS: OFFENSE	WR	Stanley	Morgan	(16);	LT	Dwight	Wheeler	(15);	Garry	Puetz	(1);	LG	John	Hannah	(16);	C	Bill	Lenkaitis	(16);	RG	Sam	Adams	(15);	Bob	Cryder	(1);	RT	Shelby	Jordan	(16);	TE	Russ	Francis	(15);	Don	Hasselback	(1);	QB	Steve	Grogan	(12);	1	Matt	Cavanaugh	(4);	RB	Vagas	Ferguson	(16);	FB	Don	Calhoun	(16).
-------------------	----	---------	--------	-------	----	--------	---------	-------	-------	-------	------	----	------	--------	-------	---	------	-----------	-------	----	-----	-------	-------	-----	--------	------	----	--------	--------	-------	----	------	---------	-------	-----	------------	------	----	-------	--------	-------	---	------	-----------	------	----	-------	----------	-------	----	-----	---------	-------

DEFENSE	LE	Mel	Lunsford	(12);	Richard	Bishop	(0	4);	NT	Ray	Hamilton	(15);	R	Bishop	(1);	RE	Julius	Adams	(16);	LOLB	Mike	Hawkins	(16);	0	LILB	Steve	Nelson	(16);	RILB	John	Zamberlin	(1	13);	Bob	Golic	(3);	ROLB	Rod	Shoate	(16);	LCB	Raymond	Clayborn	(15);	Mike	Haynes	(1);	RCB	M	Haynes	(11);	Rick	Sanford	(4);	R	Clayborn	(1);	SS	Roland	James	(10);	R	Sanford	(6);	FS	Tim	Fox	(16).
---------	----	-----	----------	-------	---------	--------	----	-----	----	-----	----------	-------	---	--------	------	----	--------	-------	-------	------	------	---------	-------	---	------	-------	--------	-------	------	------	-----------	----	------	-----	-------	------	------	-----	--------	-------	-----	---------	----------	-------	------	--------	------	-----	---	--------	-------	------	---------	------	---	----------	------	----	--------	-------	-------	---	---------	------	----	-----	-----	-------

1980 COACHING STAFF	Raymond	Berry	Receivers	Gino	Cappelletti	Special	Teams	Billy	Kinard	Defensive	Backfield	Bill	Parcells	Linebackers	1	John	Polonchek	QB's	Special	Asst.	to	Head	Coach	Jim	Ringo	Offensive	Line	Fritz	Shurmur	0	Defensive	Coordinator	/Line	Tom	Yewic	1	Offensive	Backfield
---------------------	---------	-------	-----------	------	-------------	---------	-------	-------	--------	-----------	-----------	------	----------	-------------	---	------	-----------	------	---------	-------	----	------	-------	-----	-------	-----------	------	-------	---------	---	-----------	-------------	-------	-----	-------	---	-----------	-----------

PRO BOWL	(7);	DE	Julius	Adams	(1);	FS	Tim	Fox	(1);	G	John	Hannah	(5);	CB	Mike	Haynes	(5);	WR	Stanley	Morgan	(2);	LB	Steve	Nelson	(1);	K	John	Smith	(1).
----------	------	----	--------	-------	------	----	-----	-----	------	---	------	--------	------	----	------	--------	------	----	---------	--------	------	----	-------	--------	------	---	------	-------	------

PASSING	ATT	CMP	YARD S	CMP%	YDS/ATT	TD	TD%	INT	INT%	LG	LG	SK/YDS	RATING
Grogan	306	175	2475	57.2	8.09	18	5.9	22	7.2	71	17/138	73.1	
Cavanaugh	105	63	885	60.0	8.43	9	8.6	5	4.8	40	8/62	95.9	
Jackson	2	2	35	100.0	17.5	0	0.0	0	0.0	23	0/0	158.3	
Patriots	413	240	3395	58.1	8.22	27	6.5	27	6.5	71	25/200	79.3	
Opps.	458	266	3232	58.1	7.06	28	6.1	24	5.2	79t	44/346	78.4	

1981 FINAL OFFENSIVE STATISTICS (2-14)

Head Coach: Ron Erhardt (2-14) • Fifth in AFC-East • Home Stadium: Schaefer Stadium

DATE	W/L	SCORE	OPPONENT	ATTENDANCE
9/06	L	28-29	Baltimore	49,572
9/13	L	3-13	at Philadelphia	71,089
9/21	L	21-35	Dallas	60,311
9/27	L	21-27	at Pittsburgh OT	53,344
10/04	W	33-17	Kansas City	55,931
10/11	L	24-28	at N.Y. Jets	55,093
10/18	W	38-10	Houston	60,474
10/25	L	22-24	at Washington	50,394
11/01	L	17-27	at Oakland	44,246
11/08	L	27-30	Miami OT	60,436
11/15	L	6-17	N.Y. Jets	45,342
11/22	L	17-20	at Buffalo	71,593
11/29	L	20-27	St. Louis	39,946
12/06	L	14-24	at Miami	50,421
12/13	L	10-19	Buffalo	42,549
12/20	L	21-23	at Baltimore	17,073

Team Statistics

TOTAL FIRST DOWNS	306	328				
By Rushing	124	160				
By Passing	166	148				
By Penalty	16	20				
Third Down: Md/Att.	77/208	100/230				
Third Down: Eff.	37.0	43.5				
TOTAL NET YARDS	5623	5827				
Avg. per Game	351.4	364.2				
Total Offensive Plays	1026	1103				
Avg. per Play	5.5	5.3				
NET YARDS RUSHING	2040	2950				
Total Rushing Plays	499	644				
Avg. per Rush	4.1	4.5				
Avg. per Game	127.5	184.4				
NET YARDS PASSING	3583	2877				
Avg. per Game	223.9	179.8				
Sacked/Yards Lost	45/321	20/175				
Gross Yards Passing	3904	3052				
Att./Completions	482/254	439/243				
Completion Pct.	52.7	55.3				
Had Intercepted	34	16				
PUNTS/AVERAGE	75/39.3	74/38.8				
NET PUNTING AVG.	31.8	34.5				
PENALTIES/YARDS	88/725	86/763				
FUMBLES/BALLS LOST	32/16	34/17				
TOUCHDOWNS	40	42				
Rushing	23	20				
Passing	17	18				
Returns	0	4				
Score by Periods	1	2	3	4	OT	Total
Patriots	68	92	67	95	0	322
Opponents	78	117	90	76	9	370

SCORING	Td	Ru	Pa	Rt	PAT	FG	S	TP
Smith	0	0	0	0	37/39	15/24	0	82
Collins	7	7	0	0	0	0	0	42
Morgan	6	0	6	0	0	0	0	36
Hasselbeck	6	0	6	0	0	0	0	36
Cunningham	4	4	0	0	0	0	0	24
Cavanaugh	3	3	0	0	0	0	0	18
Ferguson	3	3	0	0	0	0	0	18
Tatupu	3	2	1	0	0	0	0	18
Calhoun	2	2	0	0	0	0	0	12
Grogan	2	2	0	0	0	0	0	12
Westbrook	2	0	2	0	0	0	0	12
Pennywell	1	0	1	0	0	0	0	6
Johnson	1	0	1	0	0	0	0	6
Team	0	0	0	0	0/1	0	0	0
PATRIOTS	40	23	17	0	37/40	15/24	0	322
Opponent	42	20	18	4	39/41	25/39	2	370

RUSHING	NO	YDS	AVG	LG	TD
Collins	204	873	4.3	29	7
Ferguson	78	340	4.4	19t	3
Cunningham	86	269	3.1	12	4
Calhoun	57	205	3.6	33	2
Tatupu	38	201	5.3	43	2
Cavanaugh	17	92	5.4	11	3
Grogan	12	49	4.1	24t	2
Morgan	2	21	10.5	11	0
Pennywell	1	3	3.0	3	0
Johnson	2	1	0.5	5	0
Jackson	2	-14	-7.0	-5	0
Patriots	499	2040	4.1	43	23
Opponents	644	2950	4.6	75t	20

RECEIVING	NO	YDS	AVG	LG	TD
Hasselbeck	46	808	17.6	51	6
Morgan	44	1029	23.4	76t	6
Jackson	39	669	17.2	45	0
Johnson	39	429	11.0	36	1
Collins	26	232	9.0	22	0
Tatupu	12	132	11.0	41	1
Cunningham	12	92	7.7	12	0
Dawson	7	126	18.0	42	0
Westbrook	7	122	17.4	32	0
Calhoun	7	71	10.1	20	2
Toler	5	70	14.0	23	0
Ferguson	4	39	9.8	20	0
Pennywell	3	49	16.3	22t	1
Grogan	2	27	13.5	16	0
Cavanaugh	1	9	9.0	9	0
Patriots	254	3904	15.4	76t	17
Opponents	243	3052	12.6	55	18

INTERCEPTIONS	NO	YDS	AVG	LG	TD
Sanford	3	28	9.3	21	0
Fox	3	20	6.7	20	0
Clayborn	2	39	19.5	39	0
James	2	29	14.5	21	0
Buben	1	49	49.0	49	0
Hawkins	1	16	16.0	16	0
Zambrini	1	11	11.0	11	0
Haynes	1	3	3.0	3	0
Shoate	1	0	0.0	0	0
K. Lee	1	0	0.0	0	0
Patriots	16	195	12.2	49	0
Opponents	34	570	16.8	67	1

PUNTING	NO	YDS	AVG	TB	INTD	LG	BLK
Camarrillo	47	1959	41.7	9	12	75	0
Huback	19	726	38.2	2	56	0	0
Hartley	9	266	30.0	2	41	0	0
Patriots	75	2951	39.3	13	14	75	0
Opp.	74	2872	38.8	22	65	0	0

PUNT RETURNS	NO	FC	YDS	AVG	LG	TD
Morgan	15	4	116	7.7	26	0
James	7	2	56	8.0	18	0
Haynes	6	1	12	2.0	6	0
Collins	3	0	15	5.0	15	0
Patriots	31	7	199	6.4	26	0
Opponents	35	8	305	8.7	75t	1

KICK RETURNS	NO	YDS	AVG	LG	TD
Collins	39	773	19.8	30	0
Toler	9	148	16.4	32	0
Sanford	4	82	20.5	27	0
Johnson	3	53	17.7	19	0
Dombroski	2	45	22.5	24	0
Calhoun	2	38	19.0	22	0
K. Lee	2	20	10.0	16	0
Ivory	1	19	19.0	19	0
Hasselbeck	1	7	7.0	7	0
Mathews	1	5	5.0	5	0
Hamilton	1	0	0.0	0	0
Patriots	65	1190	18.3	32	0
Opponents	68	1326	19.5	53	0

Sacks: McGee 5.5, Bishop 4.5, Lee 3.0, Adams 3.0, Shoate 2.0, Hawkins 1.0, Hamilton 1.0. Patriots 20.0, Opponents 45.0.

FIELD GOALS	1-19	20-29	30-39	40-49	50+
Smith	0-0	7-7	2-6	5-7	1-4
Patriots	0-0	7-7	2-6	5-7	1-4
Opp.	1-1	11-12	6-10	6-14	1-2

Smith: (50w,39w) (22G) (43s) (-) (50G, 43G) (22G) (32w,21G) (25G,22G,46G, 53S) (38G) (27G,34G) (42G,29G) (43G, 35G) (39G) (49G, 50G) (42G) (-).

Opponents: (48G,19G,35G) (46G,22G, 44w) (26G,40w,26G,27G,25G) (39w,48w) (40w,35G) (50w,43w) (42G) (40G,34G) (51G, 27w,26G) (24G,26G,30G) (47G, 39w) (28G, 42w,23G,38w) (44G,45G) (37G,32G) (29G) (30G,46S).

Starters: Offense: WR Stanley Morgan (13), Carlos Pennywell (2), Don Westbrook (1); LT Dwight Wheeler (11), Brian Holloway (5); LG John Hannah (16); C Pete Brock (16); RG Bob Cryder (15), Gary Puetz (1); RT Shelby Jordan (16); TE Don Hasselbeck (14), Lin Dawson (2); WR Harold Jackson (15); QB Matt Cavanaugh (8), Steve Grogan (7), Tom Owen (1); RB Tony Collins (11), Vagas Ferguson (5); FB Sam Cunningham (8), Don Calhoun (7), Mosi Tatupu (1); 3rd TE L. Dawson (1).

Defense: LE Tony McGee (9), Mark Buben (4), John Lee (3); NT Richard Bishop (16); RE Julius Adams (16); LOLB Mike Hawkins (15), Steve King (1); LILB Steve Nelson (12), Bob Golic (4); RILB Bill Mathews (9), B. Golic (5), J. Lee (1), John Zambrini (1); ROLB Rod Shoate (16); LCB Raymond Clayborn (16); RCB Mike Haynes (6), Keith Lee (6), Roland James (3), Rick Sanford (1); SS R. Sanford (13), R. James (3); FS Tim Fox (16).

1981 Coaching Staff: Raymond Berry, Receivers, Gino Cappelletti, Special Teams, Bobby Grier, Offensive Backfield, Rick Lantz, Linebackers, Babe Parilli, Quarterbacks, Jim Ringo, Offensive Line, Dick Roach, Defensive Backs, Fritz Shurmur, Defensive Coordinator/Line.

Pro Bowl (1): G John Hannah (5).

PASSING	ATT	CMP	YARDS	CMP%	YDS/ATT	TD	TD%	INT	INT%	LG	SK/YDS	RATING
Cavanaugh	219	115	1633	52.5	7.46	5	2.3	13	5.9	65	24/165	59.8
Grogan	216	117	1859	54.2	8.61	7	3.2	16	7.4	76t	19/137	63.0
Owen	36	15	218	41.7	6.05	1	2.8	4	11.1	28	2/19	25.0
Johnson	9	7	194	77.7	21.5	4	44.0	1	11.1	66t	0/0	258.6
Jackson	1	0	0	0.0	0.00	0	0.0	0	0.0	0	0/0	--
Collins	1	0	0	0.0	0.00	0	0.0	0	0.0	0	0/0	--
Patriots	482	254	3904	52.7	8.10	17	3.5	34	7.0	76t	45/321	62.1
Opps.	439	243	3052	55.3	6.95	18	4.1	16	3.6	55	20/175	75.7

1982 FINAL OFFENSIVE STATISTICS (5-4)

Head Coach: Ron Meyer (5-4) • Third in AFC-East • Home Stadium: Schaefer Stadium

DATE	W/L	SCORE	OPPONENT	ATTENDANCE
9/12	W	24-13	at Baltimore	39,055
9/19	L	7-31	N.Y. Jets	53,515
11/21	L	7-10	at Cleveland	47,281
11/28	W	29-21	Houston	33,602
12/05	L	13-26	at Chicago	36,973
12/12	W	3-0	Miami	25,716
12/19	W	16-0	at Seattle	53,457
12/26	L	14-37	at Pittsburgh	50,515
1/2/83	W	30-19	Buffalo	36,218
AFC Playoff				
1/8/83	L	13-28	at Miami	68,842

Team Statistics

	PATS	OPP
TOTAL FIRST DOWNS	146	185
By Rushing	74	87
By Passing	63	88
By Penalty	9	10
Third Down: Md/Att.	37/109	47/122
Third Down: Eff.	33.9	38.5
Fourth Down: Md/Att.	4/7	5/8
Fourth Down: Eff.	57.1	62.5
TOTAL NET YARDS	2633	2808
Avg. per Game	292.6	312.0
Total Offensive Plays	526	602
Avg. per Play	5.0	4.6
NET YARDS RUSHING	1347	1289
Total Rushing Plays	324	315
Avg. per Rush	4.2	4.1
Avg. per Game	149.7	143.2
NET YARDS PASSING	1286	1519
Avg. per Game	142.9	168.8
Sacked/Yards Lost	15/134	20/172
Gross Yards Passing	1420	1691
Att./Completions	187/93	267/142
Completion Pct.	49.7	53.2
Had Intercepted	9	12
PUNTS/AVERAGE	49/43.7	43/39.7
NET PUNTING AVG.	37.7	33.7
PENALTIES/YARDS	53/412	39/290
FUMBLES/BALLS LOST	16/8	19/11
TOUCHDOWNS	17	18
Rushing	3	9
Passing	12	9
Returns	2	0

Score by Periods	1	2	3	4	OT	Total
Patriots	23	33	37	50	-	143
Opponents	34	49	13	61	-	157

SCORING	TD	Ru	Pa	Rt	PAT	FG	S	TP
Smith	0	0	0	0	6/7	5/8	0	21
Collins	3	1	2	0	0	0	0	18
Morgan	3	0	3	0	0	0	0	18
Toler	2	0	2	0	0	0	0	12
Miller	0	0	0	0	4/4	2/3	0	10
Robinson	0	0	0	0	5/5	1/2	0	8
Bradshaw	1	0	1	0	0	0	0	6
Brown	1	0	1	0	0	0	0	6
Dawson	1	0	1	0	0	0	0	6
Grogan	1	1	0	0	0	0	0	6
Hasselbeck	1	0	1	0	0	0	0	6
Sanford	1	0	1	0	0	0	0	6
R. Smith	1	0	0	1	0	0	0	6
van Eeghen	1	0	1	0	0	0	0	6
Weathers	1	1	0	0	0	0	0	6
Crump	0	0	0	0	0	0	1	2
Team	0	0	0	0	0/1	0	0	0
Patriots	17	3	12	2	15/18	8/13	1	143
Opponent	18	9	9	0	17/18	10/15	1	157

PASSING	ATT	CMP	YARDS	CMP%	YDS/ATT	TD	TD%	INT	INT%	LG	SK/YDS	RATING
Grogan	122	66	930	54.1	7.62	7	5.7	4	3.3	62t	8/48	84.4
Cavanaugh	60	27	490	45.0	8.17	5	8.3	5	8.3	75t	7/86	66.7
Flick	5	0	0	0.0	0.00	0	0.0	0	0.0	-	0/0	--
Patriots	187	93	1420	49.7	7.59	12	6.4	9	4.8	75t	15/134	76.5
Opps.	267	142	1691	53.2	6.33	9	3.4	12	4.5	46t	20/172	65.3

RUSHING	NO	YDS	AVG	LG	TD
Collins	164	632	3.9	54	1
van Eeghen	82	386	4.7	17	0
Tatupu	30	168	5.6	26	0
Weathers	24	83	3.5	18	1
Grogan	9	42	4.7	19	1
Cunningham	9	21	2.3	4	0
Ferguson	1	5	5.0	5	0
Toler	1	4	4.0	4	0
Cavanaugh	2	3	1.5	3	0
Morgan	2	3	1.5	3	0
Patriots	324	1347	4.2	54	3
Opponents	315	1289	4.1	54	3

RECEIVING	NO	YDS	AVG	LG	TD
Morgan	28	584	20.9	75t	3
Collins	19	187	9.8	33	2
Hasselbeck	15	158	10.5	41	1
Dawson	13	160	12.3	26	1
Bradshaw	6	111	18.5	48	1
Brown	4	114	28.5	41	1
Weathers	3	24	8.0	22	0
Toler	2	63	31.5	33t	2
van Eeghen	2	14	7.0	9	1
Jones	1	5	5.0	5	0
Patriots	93	1420	15.3	75t	12
Opponents	142	1691	11.9	46t	9

INTERCEPTIONS	NO	YDS	AVG	LG	TD
Haynes	4	26	6.5	26	0
James	3	12	4.0	12	0
Sanford	2	105	52.5	99t	1
Blackmon	2	7	3.5	7	0
Clayborn	1	26	26.0	26	0
Patriots	12	176	14.7	99t	1
Opponents	9	100	11.1	44	0

PUNTING	NO	YDS	AVG	TB	IN20	LG	BLK
Camarillo	49	2140	43.7	5	10	76	0
Patriots	49	2140	43.7	5	10	76	0
Opp.	43	1709	39.7	6	12	81	0

PUNT RETURNS	NO	FC	YDS	AVG	LG	TD
Smith, R.	16	8	139	8.7	19	0
Patriots	16	8	139	8.7	19	0
Opponents	26	9	191	7.3	21	0

KICK RETURNS	NO	YDS	AVG	LG	TD
Smith, R.	24	567	23.6	98t	1
Taylor	2	46	23.0	27	0
Dombroski	1	19	19.0	19	0
Lee	1	14	14.0	14	0
Patriots	28	646	23.1	98t	1
Opponents	32	614	19.2	46	0

Sacks: Blackmon 4.5, Sims 3.0, Adams 2.0, James 2.0, Weishuhn 2.0, Williams, L. 2.0, McGrew 1.5, Crump 1.0, Henson 1.0, Zamberlin 1.0. Team 20.0, Opponents 15.0.

FIELD GOALS 1-19 20-29 30-39 40-49 50+
 0 Smith 0-1 2-2 2-2 1-3 0-0
 0 Miller 0-0 2-2 0-1 0-0 0-0
 0 Robinson 1-1 0-1 0-0 0-0 0-0
Patriots 0-1 5-5 2-4 1-3 0-0
Opp. 0-0 4-4 2-3 4-5 0-3

9 Robinson: (24G) (-) (33wr). **Miller:** (23G,25G) (36b). **Smith:** (18wr,33G) (21G,41b,37G,48w,23G) (-) (42G).

Opponents: (49G,37wr,30G) (30G) (24G) (52s) (53w,43G) (45b) (52B) (21G, 25G,44G) (46G,25G).

Starters: Offense: WR Stanley Morgan (9); LT Brian Holloway (9); LG John Hannah (8), Bob Cryder (1); C Pete Brock (9); RG Ron Wooten (7), B. Cryder (2); RT Shelby Jordan (9); TE Don Hasselback (5), Lin Dawson (4); WR Morris Bradshaw (5), Preston Brown (4); QB Steve Grogan (6), Matt Cavanaugh (3); RB Tony Collins (9); FB Mark van Eeghen (5), Sam Cunningham (2), Robert Weathers (2).

Defense: LE Kenneth Sims (9); NT Lester Williams (9); Julius Adams (9); LOLB Lawrence McGrew (8), Andre Tippett (1); LILB Steve Nelson (9); RILB Clayton Weishuhn (9); Don Blackmon (9); LCB Mike Haynes (9) RCB Raymond Clayborn (9); SS Roland James (7), Keith Lee (2); FS Rick Sanford (9).

1982 Coaching Staff: Tommy Brasher, Linebackers, Clev Bryant, Offensive Backfield, LeBaron Caruthers, Strength/ Conditioning, Steve Endicott, Receivers, Lew Erber, QB's/Offensive Coordinator, Jim Mora, Defensive Coordinator, Bill Muir, Offensive Line, Dante Scarnecchia, Special Teams/TE's, Steve Sidwell, Linebackers, Steve Walters, Defensive Backs.

Pro Bowl (2): G John Hannah (6), CB Mike Haynes (6).

1983 FINAL OFFENSIVE STATISTICS (8-8)

Head Coach: Ron Meyer (8-8) • Tied for Second in AFC-East • Home Stadium: Sullivan Stadium

DATE	W/L	SCORE	OPPONENT	ATTENDANCE
9/04	L	23-29	Baltimore (OT)	45,526
9/11	L	24-34	at Miami	53,343
9/18	W	23-13	N.Y. Jets	43,182
9/25	W	28-23	at Pittsburgh	58,282
10/02	L	13-33	San Francisco	54,293
10/09	L	7-12	at Baltimore	35,618
10/16	W	37-21	San Diego	59,016
10/23	W	31-0	at Buffalo	60,424
10/30	L	13-24	at Atlanta	47,546
11/06	W	21-7	Buffalo	42,604
11/13	W	17-6	Miami	60,771
11/20	L	0-30	Cleveland	40,987
11/27	L	3-26	at N.Y. Jets	48,620
12/04	W	7-0	New Orleans	24,579
12/11	W	21-7	at L.A. Rams	46,503
12/18	L	6-24	at Seattle	59,688

Team Statistics

	PATS	OPP
TOTAL FIRST DOWNS	284	326
By Rushing	130	129
By Passing	138	172
By Penalty	16	25
Third Down: Md/Att.	82/205	101/234
Third Down: Eff.	40.0	43.1
Fourth Down: Md/Att.	4/12	8/19
Fourth Down: Eff.	33.3	42.1

TOTAL NET YARDS	5311	5576
Avg. per Game	331.9	348.5
Total Offensive Plays	995	1102
Avg. per Play	5.3	5.1

NET YARDS RUSHING	2605	2281
Total Rushing Plays	538	549
Avg. per Rush	4.8	4.2
Avg. per Game	162.8	142.6

NET YARDS PASSING	2706	3295
Avg. per Game	169.1	205.9
Sacked/Yards Lost	45/334	39/270
Gross Yards Passing	3040	3565
Att./Completions	412/220	514/277
Completion Pct.	53.4	53.9
Had Intercepted	18	17

PUNTS/AVERAGE	81/44.6	78/42.0
NET PUNTING AVG.	37.1	34.8

PENALTIES/YARDS	90/815	84/674
------------------------	---------------	---------------

FUMBLES/BALLS LOST	47/20	30/19
---------------------------	--------------	--------------

TOUCHDOWNS	36	31
Rushing	19	9
Passing	16	19
Returns	1	3

Score by Periods	1	2	3	4	OT	Total
Patriots	53	71	40	110	0	274
Opponents	47	110	67	59	6	289

SCORING	Td	Ru	Pa	Rt	PAT	FG	S	TP
Collins	10	10	0	0	0	0	0	60
Ramsey	6	0	0	0	0	0	0	36
Steinfort	0	0	0	0	16/17	6/15	0	0
Tatupu	5	4	1	0	0	0	0	30
Smith	0	0	0	0	12/15	3/6	0	21
C. Weathers	3	0	3	0	0	0	0	18
Grogan	2	2	0	0	0	0	0	12
Morgan	2	0	2	0	0	0	0	12
Starring	2	0	2	0	0	0	0	12
van Eeghen	2	2	0	0	0	0	0	12
Dawson	1	0	1	0	0	0	0	6
Jones	1	0	1	0	0	0	0	6
R. Weathers	1	1	0	0	0	0	0	6
Weishuhn	1	0	0	1	0	0	0	6
Zendejas	0	0	0	0	3/4	0/1	0	3
PATRIOTS	36	19	16	1	31/36	9/22	0	274
Opponent	31	9	19	3	29/30	24/31	1	289

RUSHING	NO	YDS	AVG	LG	TD
Collins	219	1049	4.8	50t	10
Tatupu	106	578	5.5	55	4
R. Weathers	73	418	5.7	77	1
van Eeghen	95	358	3.8	11	2
Starring	23	108	4.7	17	2
Eason	19	39	2.1	12	0
C. Weathers	1	28	28.0	28	0
Kerrigan	1	14	14.0	14	0
Morgan	1	13	13.0	13	0
Patriots	538	2605	4.8	77	19
Opponents	549	2281	4.2	29	9

RECEIVING	NO	YDS	AVG	LG	TD
Morgan	58	863	14.9	50t	2
Collins	27	257	9.5	20	0
Ramsey	24	335	14.0	39	6
R. Weathers	23	212	9.2	19	0
Jones	20	323	16.2	30	3
C. Weathers	19	379	19.9	58t	0
Starring	17	389	22.9	76t	1
van Eeghen	10	102	10.2	23	0
Tatupu	10	97	9.7	17	1
Dawson	9	84	9.3	14	1
Hasselbeck	1	7	7.0	7	0
B. Williams	1	0	0.0	0	0
Grogan	1	-8	-8.0	-8	0
Patriots	220	3040	13.8	76t	16
Opponents	277	3565	12.9	68t	19

INTERCEPTIONS	NO	YDS	AVG	LG	TD
Sanford	7	24	3.4	16	0
James	5	99	19.8	46	0
Marion	2	4	2.0	4	0
Blackmon	1	39	39.0	39	0
Nelson	1	6	6.0	6	0
McGrew	1	3	3.0	3	0
Weishuhn	0	27	-	27t	0
Patriots	17	202	11.9	46	1
Opponents	18	361	20.1	65t	1

PUNTING	NO	YDS	AVG	LG	IN20	LG	BLK
Camarillo	81	3615	44.6	11	25	70	0
Patriots	81	3615	44.6	11	25	70	0
Opp.	78	3273	42.0	8	21	62	0

PUNT RETURNS	NO	FC	YDS	AVG	LG	TD
R. Smith	38	12	398	10.5	55	0
C. Weathers	4	0	1	0.3	3	0
Sanford	1	2	0	0.0	0	0
Lee	1	0	0	0.0	0	0
Patriots	44	14	399	9.1	55	0
Opponents	48	6	392	8.2	22	0

KICK RETURNS	NO	YDS	AVG	LG	TD
R. Smith	42	916	21.8	53	0
R. Weathers	3	68	22.7	29	0
C. Weathers	3	58	19.3	33	0
Jones	4	63	15.8	23	0
Lee	4	40	10.0	19	0
Golden	1	10	10.0	10	0
Patriots	57	1155	20.3	53	0
Opponents	56	1082	19.3	60	0

FIELD GOALS	1-9	20-29	30-39	40-49	50+
Steinfort	0-0	3-4	3-5	0-6	0-0
Smith	0-0	1-1	1-4	1-1	0-0
Zendejas	0-0	0-0	0-0	0-1	0-0
Patriots	0-0	4-5	4-9	1-8	0-0
Opp.	2-2	12-13	6-8	1-2	3-6

Smith: (36wr,33wl,39G) (22G) (43G) (-) (37wr).
Steinfort: (41wl) (35G,20G,32G) (47wl,48wr,
0 22G) (-) (46b) (44wr,20G) (-) (39wl,33G)
(37s,48wl,24wl). Zendejas: (41wl) (-)

Opponents: (25G,52G,33G) (28G,23G) (-)
(20G,34G,28G) (45G,35G,36G,24G) (52G) (-)
(54wl,47wl) (23G) (24wl) (52G,29G,53wl)
0 (22G,20G,20G) (18G, 34G,35G,19G) (35wl)
6 (41wl) (29G,34wr).

1 Sacks: Tippett 8.5, Adams 8.0, Owens 4.0,
3 Blackmon 3.5, Browning 2.0, James 2.0,
2 McGrew 2.0, Rembert 2.0, Weishuhn 2.0, Will-
iams, T. 2.0, Nelson 1.0, Williams, L. 1.0, Harris
1 0.5, Rogers 0.5. Team 39.0, Opponent 45.0.

Starters: Offense: WR Stanley Morgan (16); LT
0 Brian Holloway (16); LG John Hannah (16); C
0 Pete Brock (13), Dwight Wheeler (3); RG Ron
Wooten (16); RT Bob Cryder (14), Darryl Haley
19 (2); TE Lin Dawson (10), Derrick Ramsey (6);
WR Cedric Jones (12), Stephen Starring (3); QB
Steve Grogan (12), Tony Eason (4); RB Tony
0 Collins (16); FB Mark van Eeghen (10), Robert
0 Weathers (5), Mosi Tatupu (1); 2nd TE Derrick
0 Ramsey (1).

Defense: LE Toby Williams (10), Kenneth Sims
(2), Marshall Harris (2), Ron Spears (1), Lester
0 Williams (1); NT Dennis Owens (14), Luther
1 Henson (2); RE Julius Adams (16); LOLB Andre
1 Tippett (12), Larry McGrew (4); LILB Johnny
1 Rembert (8), Steve Nelson (7), Tim Golden (1);
RILB Clayton Weishuhn (16); ROLB Don
Blackmon (14), L. McGrew (1), A. Tippett (1);
LCB Ronnie Lippett (16); RCB Raymond
0 Clayborn (16); SS Roland James (16); FS Rick
0 Sanford (16).

1983 Coaching Staff: Tommy Brasher,
0 Linebackers, Cleve Bryant, Offensive Backfield,
0 LeBaron Caruthers, Strength/ Conditioning,
0 Steve Endicott, Receivers, Lew Erber,
0 QB's/Offensive Coordinator, Bill Muir, Offensive
0 Line, Rod Rust, Defensive Coordinator, Dante
0 Scarneccchia, Special Teams/TE's, Steve Sidwell,
0 Linebackers, Steve Walters, Defensive Backs.

Pro Bowl (5): P Rich Camarillo (1), CB Raymond
Clayborn (1), RB Tony Collins (1), G John
Hannah (7), T Brian Holloway (1).

PASSING	ATT	CMP	YARDS	CMP%	YDS/ATT	TD	TD%	INT	INT%	LG	SK/YDS	RATING
Grogan	303	168	2411	55.4	7.95	15	4.9	12	3.9	76t	29/195	81.4
Eason	95	46	557	48.4	5.86	1	1.0	5	5.2	35	16/139	48.8
Kerrigan	14	6	72	42.9	5.14	0	0.0	1	7.1	19	0/0	29.5
Patriots	412	220	3040	53.4	7.37	16	4.3	18	4.3	76t	45/334	72.1
Opps.	514	277	3565	53.9	6.93	19	3.6	17	3.3	68t	39/270	74.4

1984 FINAL OFFENSIVE STATISTICS (9-7)

Head Coach: Ron Meyer (5-3) Raymond Berry (4-4) • Second in AFC-East • Home Stadium: Sullivan Stadium

DATE	W/L	SCORE	OPPONENT	ATTENDANCE	RUSHING	NO	YDS	AVG	LG	TD	KICK RETURNS	NO	YDS	AVG	LG	TO
9/02	W	21-17	at Buffalo	48,528	C. James	160	790	4.9	73	1	Collins	26	544	20.9	46	0
9/09	L	7-28	at Miami	66,083	Tatupu	133	553	4.2	20t	4	J. Williams	23	461	20.0	29	0
9/16	W	38-23	Seattle	43,140	Collins	138	550	4.0	21	5	Fryar	5	95	19.0	22	0
9/23	L	10-26	Washington	60,503	Eason	40	154	3.9	25t	5	Lee	3	43	14.3	17	0
9/30	W	28-21	at N.Y. Jets	68,978	Grogan	7	12	1.7	13	0	Robinson	3	38	12.7	14	0
10/07	W	17-16	at Cleveland	53,036	Fryar	2	-11	-5.5	0	0	Smith	1	22	22.0	22	0
10/14	W	20-14	Cincinnati	48,154	Starring	2	-16	-8.0	0	0	Jones	1	20	20.0	20	0
10/21	L	24-44	Miami	60,711	Patriots	482	2032	4.2	73	15	Hawthorne	1	14	14.0	14	0
10/28	W	30-20	N.Y. Jets	60,513	Opponents	498	1886	3.8	53	11	Tatupu	1	9	9.0	9	0
11/04	L	19-26	at Denver	74,908	RECEIVING	NO	YDS	AVG	LG	TD	Opponents	64	1246	19.5	46	0
11/11	W	38-10	Buffalo	43,313	Ramsey	66	792	12.0	34	7	FIELD GOALS	1-19	20-29	30-39	40-49	50+
11/18	W	50-17	at Indianapolis	60,009	Starring	46	657	14.3	65t	4	Franklin	2-2	10-10	4-7	6-8	0-1
11/22	L	17-20	at Dallas	55,341	Dawson	39	427	10.9	27	4	Patriots	2-2	10-10	4-7	6-8	0-1
12/02	L	10-33	St. Louis	53,558	Morgan	38	709	18.7	76t	5	Opp.	2-2	9-9	4-8	5-10	1-2
12/09	L	17-27	at Philadelphia	41,581	C. James	22	159	7.2	16	0						
12/16	W	16-10	Indianapolis	22,383	Jones	19	244	12.8	22	2						

Team Statistics

	PATS	OPP
TOTAL FIRST DOWNS	315	311
By Rushing	104	109
By Passing	186	182
By Penalty	25	20
Third Down: Md/Att.	83/214	90/255
Third Down: Eff.	39.0	40.0
Fourth Down: Md/Att.	4/5	9/18
Fourth Down: Eff.	80.0	50.0
TOTAL NET YARDS	5263	5100
Avg. per Game	328.9	318.7
Total Offensive Plays	1048	1066
Avg. per Play	5.0	4.8

NET YARDS RUSHING

Total Rushing Plays	482	498
Avg. per Rush	4.2	3.8
Avg. per Game	127.0	117.8
NET YARDS PASSING	3231	3214
Avg. per Game	201.9	200.8
Sacked/Yards Lost	66/454	55/452
Gross Yards Passing	3685	3666
Att./Completions	500/292	513/283
Completion Pct.	58.4	55.2
Had Intercepted	14	17
PUNTS/AVERAGE	92/42.4	83/40.3
NET PUNTING AVG.	35.0	33.4
PENALTIES/YARDS	86/674	87/773
FUMBLES/BALLS LOST	29/15	33/8
TOUCHDOWNS	42	42
Rushing	15	11
Passing	26	25
Returns	1	6

Score by Periods

	1	2	3	4	OT	Total
Patriots	68	74	108	112	0	362
Opponents	78	115	84	75	0	352

SCORING

	TD	R	P	AT	PAT	FG	S	TP
Franklin	0	0	0	0	42/42	22/28	0	108
Ramsey	7	0	7	0	0	0	0	42
Collins	5	5	0	0	0	0	0	30
Eason	5	5	0	0	0	0	0	30
Morgan	5	0	5	0	0	0	0	30
Dawson	4	0	4	0	0	0	0	24
Starring	4	0	4	0	0	0	0	24
Tatupu	4	0	4	0	0	0	0	24
Jones	3	0	2	1	0	0	0	18
C. Weathers	2	0	0	0	0	0	0	12
C. James	1	1	1	0	0	0	0	6
Robinson	1	0	1	0	0	0	0	6
Fryar	1	0	1	0	0	0	0	6
R. James	0	0	0	0	0	0	1	2
PATRIOTS	42	15	26	1	42/42	22/28	1	362
Opponent	42	11	25	6	37/42	21/31	0	352

PASSING	ATT	CMR	YARDS	CMPP%	YDS/ATT	TD	TD%	INT	LG	SK/YDS	RATING
Eason	431	259	3228	60.1	7.49	23	5.3	8	1.8	76t	59/409
Grogan	68	32	444	47.1	6.53	3	4.4	6	8.8	65t	7/45
Kerrigan	1	1	13	100.0	13.0	0	0.0	0	0.0	13	0/0
Patriots	500	292	3685	58.4	7.37	26	5.2	14	2.8	76t	66/454
Opps.	513	283	3666	55.2	7.14	25	4.9	17	3.3	68t	55/452

RECEIVING

Ramsey	66	792	12.0	34	7
Starring	46	657	14.3	65t	4
Dawson	39	427	10.9	27	4
Morgan	38	709	18.7	76t	5
C. James	22	159	7.2	16	0
Jones	19	244	12.8	22	2
Clayborn	16	159	9.9	24	0
Collins	16	100	6.2	19	0
Fryar	11	164	14.9	26	1
C. Weathers	8	115	14.4	29	2
Hawthorne	7	127	18.1	26	0
Robinson	4	32	8.0	17	1
Patriots	292	3685	12.6	76t	26
Opponents	283	3666	13.0	68t	25

INTERCEPTIONS

Clayborn	3	102	34.0	85	0
Lippett	3	23	7.7	13	0
Marion	2	39	19.5	26	0
R. James	2	14	7.0	14	0
Gibson	2	4	2.0	4	0
Sanford	2	2	1.0	2	0
Dombroski	1	23	23.0	23	0
Blackmon	1	3	3.0	3	0
Nelson	1	0	0.0	0	0
Patriots	17	210	12.4	85	0
Opponents	14	237	16.9	86t	3

PUNTING

Camarillo	48	2020	42.1	7	12	61
Prestridge	44	1884	42.8	5	8	89
Patriots	92	3904	42.4	12	20	89
Opp.	83	3345	40.3	7	17	64

PUNT RETURNS

Fryar	36	10	347	9.6	55	5
Starring	10	1	73	7.3	16	0
C. Weathers	1	0	7	7.0	7	0
Gibson	1	0	3	3.0	3	0
Sanford	0	2	0	0.0	0	0
R. James	0	2	0	0.0	0	0
Patriots	48	15	430	9.0	55	5
Opponents	45	12	442	9.8	47t	1

Sacks:

Tippett 18.5, Owens 6.5, Williams, T. 6.0, Blackmon 5.0, Adams 4.0, Nelson 4.0, 6 Sims 3.5, Henson 2.0, Rogers 2.0, Williams L. 1.5, Marion 1.0, McGrew 0.5, Rember 0.5. Team 55.0 Opp. 66.0.

Defense: LE Kenneth Sims (16); NT Dennis Owens (16); RE Toby Williams (15), Julius Adams (1); LOLB Andre Tippett (16), LILB Steve Nelson (16); RILB Lawrence McGrew (15), Clayton Weishuhn (1); ROLB Don Blackmon (16); LCB Ernest Gibson (8), Ronnie Lippett (8); RCB Raymond Clayborn (16); SS Roland James (15), Fred Marion (1); FS F. Marion (9), Rick Sanford (7).

1984 Coaching Staff: Tommy Brasher, 0 Linebackers, Clev Bryant, Offensive Backfield, 0 LeBaron Caruthers, Strength/ Conditioning, 0 Steve Endicott, Receivers, Lew Erber, 1 QB's/Offensive Coordinator, Bill Muir, Offensive Line, Rod Rust, Defensive Coordinator, Dante Scarnecchia, Special Teams/TE's, Steve Sidwell, Linebackers, Steve Walters, Defensive Backs.

Pro Bowl (4): G John Hannah (8), T Brian Holloway (2), LB Steve Nelson (2), LB Andre Tippett (1).

1985 FINAL OFFENSIVE STATISTICS (11-5)

Head Coach: Raymond Berry (11-5) • Tied for Second in AFC-East • Home Stadium: Sullivan Stadium

DATE	W/L	SCORE	OPPONENT	ATTENDANCE	RUSHING	NO	YDS	AVG	LG	TD
9/08	W	26-20	Green Bay	49,488	C. James	263	1227	4.7	65t	5
9/15	L	7-20	at Chicago	60,533	Collins	163	657	4.0	28	3
9/22	W	17-14	at Buffalo	40,334	Weathers	41	174	4.2	42t	1
9/29	L	20-35	L.A. Raiders	60,686	Tatupu	47	152	3.2	11	2
10/06	L	20-24	at Cleveland	62,139	Eason	22	70	3.2	23	1
10/13	W	14-3	Buffalo	40,462	Grogan	20	29	1.5	12	2
10/20	W	20-13	N.Y. Jets	58,163	Fryar	7	27	3.9	13	1
10/27	W	32-14	at Tampa Bay	34,661	Morgan	1	0	0.0	0	0
11/03	W	17-13	Miami	58,811	Franklin	1	-5	-5.0	-5	0
11/10	W	34-15	Indianapolis	54,176	Patriots	565	2331	4.1	65t	15
11/17	W	20-13	at Seattle	60,345	Opponents	466	1655	3.6	24	15
11/24	L	13-16	at N.Y. Jets OT	74,100	RECEIVING	NO	YDS	AVG	LG	TD
12/01	W	38-31	at Indianapolis	56,740	Collins	52	549	10.6	49	2
12/08	W	23-6	Detroit	59,078	Morgan	39	760	19.5	50t	5
12/16	L	27-30	at Miami	69,489	Fryar	39	670	17.2	56	7
12/22	W	34-23	Cincinnati	57,953	D. Ramsey	28	285	10.2	26	1
AFC PLAYOFF					C. James	27	360	13.3	90t	2
12/28	W	26-14	at N.Y. Jets	70,598	Jones	21	237	11.3	29t	2
1/5/86	W	27-20	at L.A. Raiders	88,936	Starring	16	235	14.7	40	0
1/12/86	W	31-14	at Miami	74,978	Dawson	17	148	8.7	26	0
SUPER BOWL XX					D. Williams	9	163	18.1	30	0
1/26/86	L	10-46	vs. Chicago	73,818	Fryar	3	42	14.0	28t	1
					Weathers	2	18	9.0	13	0
					Tatupu	2	16	8.0	15	0
					Patriots	255	3483	13.7	90t	20
					Opponents	262	3393	13.0	88t	14

Team Statistics

Team Statistics													Starters: Offense: WR Stanley Morgan (13), Cedric Jones (3); LT Brian Holloway (16); LG John Hannah (14), Guy Morris (2); C Pete Brock (8); G. Morris (8); RG Ron Wooten (14), Paul Fairchild (2); RT Steve Moore (16); TE Lin Dawson (13), Derrick Ramsey (3); WR Irving Fryar (14), Stephen Starring (1), Derwin Williams (1); QB Tony Eason (10), Steve Grogan (6); RB Tony Collins (16); FB Craig James (14), Mosi Tatupu (2)												
TOTAL FIRST DOWNS		294		284		D. Williams		9		163		18.1		30		1		John Hannah (14), Guy Morris (2); C Pete Brock (8); G. Morris (8); RG Ron Wooten (14), Paul Fairchild (2); RT Steve Moore (16); TE Lin Dawson (13), Derrick Ramsey (3); WR Irving Fryar (14), Stephen Starring (1), Derwin Williams (1); QB Tony Eason (10), Steve Grogan (6); RB Tony Collins (16); FB Craig James (14), Mosi Tatupu (2)							
By Rushing		126		92		Hawthorne		3		42		14.0		28t		1		(8); G. Morris (8); RG Ron Wooten (14), Paul Fairchild (2); RT Steve Moore (16); TE Lin Dawson (13), Derrick Ramsey (3); WR Irving Fryar (14), Stephen Starring (1), Derwin Williams (1); QB Tony Eason (10), Steve Grogan (6); RB Tony Collins (16); FB Craig James (14), Mosi Tatupu (2)							
By Passing		153		168		Weathers		2		18		9.0		15		0		(8); G. Morris (8); RG Ron Wooten (14), Paul Fairchild (2); RT Steve Moore (16); TE Lin Dawson (13), Derrick Ramsey (3); WR Irving Fryar (14), Stephen Starring (1), Derwin Williams (1); QB Tony Eason (10), Steve Grogan (6); RB Tony Collins (16); FB Craig James (14), Mosi Tatupu (2)							
By Penalty		15		24		Tatupu		2		16		8.0		15		0		(8); G. Morris (8); RG Ron Wooten (14), Paul Fairchild (2); RT Steve Moore (16); TE Lin Dawson (13), Derrick Ramsey (3); WR Irving Fryar (14), Stephen Starring (1), Derwin Williams (1); QB Tony Eason (10), Steve Grogan (6); RB Tony Collins (16); FB Craig James (14), Mosi Tatupu (2)							
Third Down: Md/Att.		83/223		74/227		Patriots		255		3483		13.7		90t		20		Fryar (14), Stephen Starring (1), Derwin Williams (1); QB Tony Eason (10), Steve Grogan (6); RB Tony Collins (16); FB Craig James (14), Mosi Tatupu (2)							
Third Down: Eff.		37.0		33.0		Opponents		262		3393		13.0		88t		14		(1); QB Tony Eason (10), Steve Grogan (6); RB Tony Collins (16); FB Craig James (14), Mosi Tatupu (2)							
Fourth Down: Md/Att.		4/10		5/15																					
Fourth Down: Eff.		40.0		33.0																					
TOTAL NET YARDS		5499		4714		INTERCEPTIONS		NO		YDS		AVG		LG		TD		Defense: LE Ken Sims (13), Garin Veris (3); NT Dennis Owens (13), Lester Williams (3); RE Julius Adams (12), Toby Williams (3), G. Veris (1); LOLB Andre Tippett (16); LILB Steve Nelson (15), Johnny Rembert (1); RILB Lawrence McGrew (12), J. Rembert (4); ROLB Don Blackmon (14), L. McGrew (2); LCB Ronnie Lippett (16); RCB Raymond Clayborn (16); SS Roland James; FS Fred Marion (16).							
Avg. per Game		343.7		294.6		Marion		7		189		27.0		83		0		(1); QB Tony Eason (10), Steve Grogan (6); RB Tony Collins (16); FB Craig James (14), Mosi Tatupu (2)							
Total Offensive Plays		1061		1042		Clayborn		6		80		13.3		38		1		Dennis Owens (13), Lester Williams (3); RE Julius Adams (12), Toby Williams (3), G. Veris (1); LOLB Andre Tippett (16); LILB Steve Nelson (15), Johnny Rembert (1); RILB Lawrence McGrew (12), J. Rembert (4); ROLB Don Blackmon (14), L. McGrew (2); LCB Ronnie Lippett (16); RCB Raymond Clayborn (16); SS Roland James; FS Fred Marion (16).							
Avg. per Play		5.2		4.5		R. James		4		51		12.8		39		0		(1); QB Tony Eason (10), Steve Grogan (6); RB Tony Collins (16); FB Craig James (14), Mosi Tatupu (2)							
NET YARDS RUSHING		2331		1655		Lippett		3		93		31.0		58		0		(1); QB Tony Eason (10), Steve Grogan (6); RB Tony Collins (16); FB Craig James (14), Mosi Tatupu (2)							
Total Rushing Plays		565		466		Blackmon		1		14		14.0		14		0		(1); QB Tony Eason (10), Steve Grogan (6); RB Tony Collins (16); FB Craig James (14), Mosi Tatupu (2)							
Avg. per Rush		4.1		3.6		McGrew		1		0		0.0		0		0		(1); QB Tony Eason (10), Steve Grogan (6); RB Tony Collins (16); FB Craig James (14), Mosi Tatupu (2)							
Avg. per Game		145.7		103.4		McSwain		1		0		0.0		0		0		(1); QB Tony Eason (10), Steve Grogan (6); RB Tony Collins (16); FB Craig James (14), Mosi Tatupu (2)							
NET YARDS PASSING		3168		3059		Patriots		23		427		18.6		83		1		(1); QB Tony Eason (10), Steve Grogan (6); RB Tony Collins (16); FB Craig James (14), Mosi Tatupu (2)							
Avg. per Game		198.0		191.2		Opponents		22		243		11.0		38t		2		(1); QB Tony Eason (10), Steve Grogan (6); RB Tony Collins (16); FB Craig James (14), Mosi Tatupu (2)							
Sacked/Yards Lost		39/315		51/334																					
Gross Yards Passing		3483		3393		PUNTING		NO		YDS		AVG		TB		IN20		LG BLK							
Att./Completions		457/255		525/262		Camarrillo		92		3953		43.0		13		17		75							
Completion Pct.		55.8		49.9		Patriots		92		3953		43.0		13		17		75							
Had Intercepted		22		23		Opp.		97		3925		40.5		11		26		64							
PUNTS/AVERAGE		92/42.9		97/40.5																					
NET PUNTING AVG.		33.7		32.5																					
PENALTIES/YARDS		114/842		83/699		PUNT RETURNS		NO		FC		YDS		AVG		LG		TD							
FUMBLES/BALLS LOST		37/20		35/24		Fryar		37		15		520		14.1		85t		2							
TOUCHDOWNS		41		32		R. James		2		0		13		6.5		13		0							
Rushing		15		12		Starring		2		0		0		0.0		0		0							
Passing		20		14		Marion		0		1		0		0.0		0		0							
Returns		6		3		Bowman		1		0		-3		-3.0		-3		0							
Score by Periods		1 2 3 4		OT		Patriots		42		16		530		12.6		85t		2							
Patriots		54 115 44 149		0 362		Opponents		56		7		597		10.7		46		0							
Opponents		75 64 56 92		3 290																					
SCORING		TD R Pa RT		PAT FG S TP		KICK RETURNS		NO		YDS		AVG		LG		TD									
Franklin		0	0	0	0	40	4124/30	0	112	Starring		48	1012	21.1		53	0								
Fryar		10	1	7	2	0	0	60	Fryar	3	39	13.0		24	0										
C. James		7	5	2	0	0	0	42	Jones	3	37	12.3		20	0										
Collins		5	3	2	0	0	0	30	Weathers	1	18	18.0		18	0										
Morgan		5	0	5	0	0	0	30	Hawthorne	1	13	13.0		13	0										
Jones		3	0	2	1	0	0	12	C. James	1	0	0.0		0	0										
Grogan		2	2	0	0	0	0	12	Patriots	57	1119	19.6		53	0										
Tatupu		2	2	0	0	0	0	6	Opponents	77	1434	18.6		58	0										
Eason		1	1	0	0	0	0	6																	
Weathers		1	1	0	0	0	0	6																	
Hawthorne		1	0	1	0	0	0	6																	
D. Ramsey		1	0	1	0	0	0	6																	
Tippett		1	0	0	1	0	0	6																	
Rembert		1	0	0	1	0	0	6																	
Clayborn		1	0	0	1	0	0	6																	
Blackmon		1	0	0	1	0	0	6																	
Patriots		41	15	20	6	40	4124/30	2	362																
Opponent		32	15	14	3	30	3222/25	1	290																
PASSING		ATT		CMP		YARDS		CMP%		YDS/ATT		TD		TD%		INT		INT%							
Eason		299	168	2156		56.2		7.2		11		3.7		17		5.7		90t							
Grogan		156	85	1311		54.5		8.4		7		4.5		5		3.2		56							
C. James		2	16	100.0		8.0		2		1.0		0.0		11t		0.0		452.1							
Patriots		457	255	3483		55.8		7.6		20		4.4		22		4.8		90t							
Opps.		525	262	3393		49.9		6.5		14		2.7		23		4.4		88t							

1986 FINAL OFFENSIVE STATISTICS (11-5)

Head Coach: Raymond Berry (11-5) • First in AFC-East • Home Stadium: Sullivan Stadium

DATE	W/L	SCORE	OPPONENT	ATTENDANCE	RUSHING	NO	YDS	AVG	LG	TD	KICK RETURNS	NO	YDS	AVG	LG	TD
9/07	W	33-3	Indianapolis	55,208	C. James	154	427	2.8	16	4	Starring	36	802	22.3	52	0
9/11	W	20-6	at N.Y. Jets	72,422	Collins	156	412	2.6	17	3	Fryar	10	192	19.2	33	0
9/21	L	31-38	Seattle	58,977	Tatupu	71	172	2.4	13	1	Jones	4	63	15.8	20	0
9/28	L	20-27	at Denver	75,804	Eason	35	170	4.9	26	0	Dupard	3	50	16.7	21	0
10/05	W	34-7	Miami	60,689	Fryar	4	80	20.0	31	0	Rembert	3	27	9.0	14	0
10/12	L	24-31	N.Y. Jets	60,342	Weather	21	58	2.8	16	1	Hawthorne	2	13	6.5	13	0
10/19	W	34-0	at Pittsburgh	54,743	Dupard	15	39	2.6	11	0	Patriots	58	1147	19.8	52	0
10/26	W	23-8	at Buffalo	77,808	Grogan	9	23	2.6	10	1	Opponents	81	1480	18.3	39	0
11/02	W	25-17	Atlanta	60,597	Hawthorne	1	5	5.0	5	0						
11/06	W	30-21	at Indianapolis	56,890	Starring	1	0	0.0	0	0						
11/16	W	30-28	at L.A. Rams	64,339	Ramsey	1	-6	-6.0	-6	0						
11/23	W	22-19	Buffalo	60,455	Jones	1	-7	-7.0	-7	0						
11/30	W	21-20	at New Orleans	58,259	Patriots	469	1373	2.9	31	10						
12/07	L	7-31	Cincinnati	60,633	Opponents	510	2203	4.3	58	19						
12/14	L	24-29	San Francisco	60,787												
12/22	W	34-27	at Miami	74,516												
AFC PLAYOFF																
1/4/87	L	17-22	at Denver	76,105												

Team Statistics

	PATS	OPP
TOTAL FIRST DOWNS	314	286
By Rushing	77	118
By Passing	202	153
By Penalty	35	15
Third Down: Md/Att.	77/227	79/219
Third Down: Eff.	33.9	36.1
Fourth Down: Md/Att.	8/11	7/12
Fourth Down: Eff.	72.7	58.3
TOTAL NET YARDS	5327	5181
Avg. per Game	332.9	323.8
Total Offensive Plays	1073	1031
Avg. per Play	5.0	5.0
NET YARDS RUSHING	1373	2203
Total Rushing Plays	469	510
Avg. per Rush	2.9	4.3
Avg. per Game	85.8	137.7
NET YARDS PASSING	3954	2978
Avg. per Game	247.1	186.1
Sacked/Yards Lost	47/367	48/346
Gross Yards Passing	4321	3324
Att./Completions	557/340	473/255
Completion Pct.	61.0	53.9
Had Intercepted	13	21
PUNTS/AVERAGE	92/40.7	90/39.8
NET PUNTING AVG.	33.1	33.4
PENALTIES/YARDS	87/672	106/866
FUMBLES/BALLS LOST	27/11	38/19
TOUCHDOWNS	45	35
Rushing	10	19
Passing	29	15
Returns	6	1

Score by Periods	1	2	3	4	OT	Total
Patriots	82	102	99	129	0	412
Opponents	34	83	64	126	0	307

SCORING	TD	Ru	Pa	Rt	PAT	FG	S	TP
Franklin	0	0	0	0	44/45	32/41	0	140
Morgan	10	0	10	0	0	0	0	60
Collins	8	3	5	0	0	0	0	48
Fryar	7	0	6	1	0	0	0	42
C. James	4	4	0	0	0	0	0	24
Scott	3	0	3	0	0	0	0	18
Baty	2	0	2	0	0	0	0	12
Starring	2	0	2	0	0	0	0	12
Tatupu	2	1	0	1	0	0	0	12
Grogan	1	1	0	0	0	0	0	6
Jones	1	0	1	0	0	0	0	6
Marion	1	0	0	1	0	0	0	6
McSwain	1	0	0	1	0	0	0	6
Rembert	1	0	0	1	0	0	0	6
B. Williams	1	0	0	1	0	0	0	6
Weather	1	1	0	0	0	0	0	6
PATRIOTS	45	10	29	6	44/45	32/41	1	412
Opponent	35	19	15	1	34/35	28/40	0	307

RECEIVING	NO	YDS	AVG	LG	TD
Morgan	84	1491	17.8	44	10
Collins	77	684	8.9	49	5
Fryar	43	737	17.1	69	6
Baty	37	331	8.9	22	2
Hawthorne	24	192	8.0	17	0
C. James	18	129	7.2	17	0
Starring	16	295	18.4	47	2
Tatupu	15	145	9.7	25	0
Scott	14	222	15.9	28	1
Jones	8	41	5.1	8	3
D. Williams	2	35	17.5	26	0
Weather	1	14	14.0	14	0
Holloway	1	5	5.0	5	0
Patriots	340	4321	12.7	69	29
Opponents	255	3324	13.0	67	19

INTERCEPTIONS	NO	YDS	AVG	LG	TD
Lippett	8	76	9.5	43	0
Clayborn	3	4	1.3	4	0
Marion	2	56	28.0	37	1
McGrew	2	44	22.0	27	0
R. James	2	39	19.5	21	0
Nelson	2	21	10.5	17	0
Rembert	1	37	37.0	37	0
McSwain	1	3	3.0	3	0
Tippett	0	32	32	32	0
Patriots	21	312	14.9	69	1
Opponents	13	151	11.6	26	0

PUNTING	NO	YDS	AVG	TD	IN20	LG	BLK
Camarillo	89	3746	42.1	7	16	64	3
Patriots	90	3746	42.1	7	16	64	3
Opp.	90	3585	39.8	9	21	73	3

PUNT RETURNS	NO	FC	YDS	AVG	LG	TD
Fryar	35	10	366	10.5	59	1
Starring	6	0	18	3.0	12	0
Marion	1	1	12	12.0	12	0
R. James	0	1	0	0.0	0	0
Patriots	42	12	396	9.4	59	1
Opponents	60	4	565	9.4	39	0

Sacks: Veris 11.0, Tippett 9.5, Blackmon 7.5, B. Williams 7.0 Rembert 4.0, Hodge 1.0, R. James 1.0, McGrew 1.0, Nelson 1.0, Owens 1.0, Reynolds 1.0, Ruth 1.0, Thomas 1.0, Sims 0.5, T. Williams 0.5. Patriots 48.0, Opponents 47.0.

Franklin: (25G,38G,39G,49G) (49n,45G, 42G) (26G,36n) (42n,34G,37G) (21G, 31G) (45n,26G) (47n,31G,36G) (31G) 47n,27G, 26G) (31G,32G,32G, 33G) (38G,31G,24G) (42G,45G,19G) (37G, 47G) (49n) (44n) (41G) (47G,44G,39n).

Opponents: (25G,57n) (33G,47G) (33G) (44G,34G) (55n) (47G) (47n) (53n,26G) (41G,36n,53n) (42n) (28G,33G,34G, 48G) (28G, 38G) (24G,44n) (20G,31G, 36G) (42G,21G)

Starters: Offense: WR Stanley Morgan (16); LT 0 Brian Holloway (15), Steve Moore (1); LG Paul 29 Fairchild (15), Trevor Matich (1); C Pete Brock (16); RG Ron Wooten (16); RT Steve Moore (10), Darryl Haley (6); TE Greg Hawthorne (10), Greg Baty (6); WR Irving Fryar (13), Stephen Starring (3); QB Tony Eason (15), Steve Grogan (1); RB 0 Tony Collins (15), Craig James (1); FB C. James (11), Mosi Tatupu (5); 2nd TE G. Baty (1).

Defense: LE Brent Williams (16); NT Toby Williams (15), Dennis Owens (1); RE Garin Veris (15), Ben Thomas (1); LOLB Andre Tippett (11), Lawrence McGrew (4), D. Owens (1); LILB Steve 0 Nelson (12), Johnny Rembert (4); RILB L. 1 McGrew (9), J. Rembert (5), Ed Reynolds (2); ROLB Don Blackmon (15), L. McGrew (1); LCB Ronnie Lippett (15), Ernest Gibson (1); RCB Raymond Clayborn (16); Roland James (15), Jim Bowman (1); FS Fred Marion (16).

1986 Coaching Staff: Dean Brittenham, Strength/Conditioning, Jim Carr, Defensive Backfield, Bobby Grier, Offensive Backfield, Ray Hamilton, Asst. Defensive Line, Rod Humenuik, Asst. Head Coach/Offensive Line, Harold Jackson, Receivers, Eddie Khayat, Defensive Line, John Polonchek, QBs/Special Asst. to Head 0 Coach, Rod Rust, Defensive Coordinator, Dante Scarnecchia, Special Teams/TE's, Don Shinnick, Linebackers, Les Steckel, Quarterbacks/ Receivers.

Pro Bowl (5): CB Raymond Clayborn (3), K Tony Franklin (1), WR Stanley Morgan (3), Spt Mosi Tatupu (1), LB Andre Tippett (3).

PASSING	ATT	CMP	YARDS	CMP%	YDS/ATT	TD	TD%	INT	INT%	LG	SK/YDS	RATING
Eason	448	276	3328	61.6	7.43	19	4.2	10	2.2	49	43/336	89.2
Grogan	102	62	976	60.8	9.57	9	8.8	2	2.0	69	4/31	113.8
C. James	4	1	10	25.0	2.50	1	25.0	1	25.0	10	0/0	39.6
Ramsey	3	1	7	33.3	2.33	0	0.0	0	0.0	7	0/0	42.2
Patriots	557	340	4321	61.0	7.76	29	5.2	13	2.3	69	47/367	92.9
Opps.	473	255	3324	53.9	7.02	15	3.2	21	4.4	67	48/346	68.4

1987 FINAL OFFENSIVE STATISTICS (8-7)

Head Coach: Raymond Berry (8-7) • Tied for Second in AFC-East • Home Stadium: Sullivan Stadium

DATE	W/L	SCORE	OPPONENT	ATTENDANCE
9/13	W	28-21	Miami	54,642
9/21	L	24-43	at N.Y. Jets	70,847
9/27	Canceled	Strike	at Washington	
10/04	L	10-20	Cleveland	14,830
10/11	W	14-7	Buffalo	11,878
10/18	W	21-7	at Houston	26,284
10/25	L	16-30	at Indianapolis	48,850
11/01	W	26-23	L.A. Raiders	60,664
11/08	L	10-17	at N.Y. Giants	73,817
11/15	L	17-23	Dallas OT	60,567
11/22	W	34-0	Indianapolis	56,906
11/29	L	21-34	Philadelphia OT	54,198
12/06	L	20-31	at Denver	75,794
12/13	W	42-20	N.Y. Jets	60,617
12/20	W	13-7	at Buffalo	74,945
12/28	W	24-10	at Miami	61,192

Team Statistics

	PATS	OPP
TOTAL FIRST DOWNS	266	293
By Rushing	34	112
By Passing	158	159
By Penalty	24	22
Third Down: Md/Att.	81/219	84/228
Third Down: Eff.	36.9	36.8
Fourth Down: Md/Att.	9/14	11/23
Fourth Down: Eff.	64.2	47.8
TOTAL NET YARDS	4454	4877
Avg. per Game	296.9	325.1
Total Offensive Plays	986	1053
Avg. per Play	4.5	4.6
NET YARDS RUSHING	1771	1778
Total Rushing Plays	513	490
Avg. per Rush	3.5	3.6
Avg. per Game	118.1	118.5
NET YARDS PASSING	2683	3099
Avg. per Game	178.9	206.6
Sacked/Yards Lost	33/246	43/239
Gross Yards Passing	2929	3438
Att./Completions	440/236	520/273
Completion Pct.	53.6	52.5
Had Intercepted	18	21
PUNTS/AVERAGE	89/37.6	77/38.1
NET PUNTING AVG.	30.5	33.8
PENALTIES/YARDS	64/506	110/864
FUMBLES/BALLS LOST	36/13	42/21
TOUCHDOWNS	39	34
Rushing	12	14
Passing	22	17
Returns	5	4
Score by Periods	1 2 3 4 OT Total	0 1 2 3 4 OT Total
Patriots	76 111 72 61 0 320	
Opponents	39 68 71 106 9 293	
SCORING	TD Ru PAT FG S YPS	TD Ru PAT FG S YPS
Franklin	0 0 0 0 0 37/3815/26 0 82	
Collins	6 0 3 3 0 0 0 0 0 0 36	
Fryar	5 0 5 0 0 0 0 0 0 0 30	
Dupard	3 3 3 0 0 0 0 0 0 0 18	
Jones	3 0 3 0 0 0 0 0 0 0 18	
Morgan	3 0 3 0 0 0 0 0 0 0 18	
Starring	3 0 3 0 0 0 0 0 0 0 18	
Baty	2 0 2 0 0 0 0 0 0 0 12	
Grogan	2 0 2 0 0 0 0 0 0 0 12	
Linne	2 0 2 0 0 0 0 0 0 0 12	
Lippett	2 0 0 2 0 0 0 0 0 0 12	
Scott	2 0 1 1 0 0 0 0 0 0 12	
Bleier	1 1 0 0 0 0 0 0 0 0 6	
Clayborn	1 0 0 1 0 0 0 0 0 0 6	
LeBlanc	1 1 0 0 0 0 0 0 0 0 6	
Ramsey	1 1 0 0 0 0 0 0 0 0 6	
Tippett	1 0 0 1 0 0 0 0 0 0 6	
Woods	1 1 0 0 0 0 0 0 0 0 6	
Schubert	0 0 0 0 0 1/1 1/2 0 0 0	
PATRIOTS	39 12 22 5 38/39 16/28 0 320	
Opponent	34 13 17 4 33/33 18/27 1 293	
PASSING	ATT CMP YARDS CPM% YDS/ATT	TD TD% INT INT% LG SK/YDS RATING
Franklin	161 93 1183 57.8 7.34	10 6.2 9 5.6 48 17.5 78.2
Grogan	134 71 898 53.0 6.70	6 4.5 6 4.5 40 14.90 70.4
Ramsey	79 42 453 53.2 5.73	3 3.8 2 2.5 45 8.70 72.4
Eason	39 14 181 35.9 4.64	1 2.6 1 2.6 35 42.8 49.2
Bleier	25 15 199 60.0 7.96	1 4.0 0 0.0 30 0.0 98.6
Flutie	1 0 0 0.0 0.0	0 0.0 0 0.0 0 0.0 --
Jones	1 0 0 0.0 0.0	0 0.0 0 0.0 0 0.0 --
Tatupu	1 1 15 100.0 15.0	1 100.0 0 0.0 15t 0.0 158.3
Patriots	440 236 2929 53.6 6.65	22 5.0 18 4.1 45 33/246 74.1
Opps.	520 273 3438 52.5 6.61	17 3.3 21 4.0 61t 43/339 67.5

	NO	YDS	AVG	LG
RUSHING	NO	YDS	AVG	LG
Collins	147	474	3.2	19
Dupard	94	318	3.4	49
Tatupu	79	248	3.1	19
Perryman	41	187	4.6	42
LeBlanc	49	170	3.5	48
Ramsey	13	75	5.8	19
Fryar	9	52	5.8	16
Hansen	16	44	2.8	7
Flutie	9	43	4.8	27
Woods	6	43	7.2	13
Grogan	20	37	1.9	8
Eason	3	25	8.3	13
McSwain	9	23	2.6	9
C. Woods	4	20	5.0	13
Starring	2	13	6.5	10
C. James	4	10	2.5	5
Camarillo	1	0	0.0	0
Bleier	5	-5	-1.0	1t
Whitten	2	-6	-3.0	-2
Patriots	513	1771	3.5	49
Opponents	490	1778	3.6	60t
RECEIVING	NO	YDS	AVG	LG
Collins	44	347	7.9	29
Morgan	40	672	16.8	45
Fryar	31	467	15.1	40
Jones	25	388	15.5	29
Starring	17	289	17.0	34t
Baty	15	138	9.2	22
Tatupu	15	136	9.1	23
Dawson	12	81	6.8	14
Linne	11	158	14.4	30
Scott	5	35	7.0	15
Coffey	3	66	22.0	35
Gadbois	3	51	17.0	20
D. Williams	3	50	10.0	12
Perryman	3	13	4.3	7
Dupard	3	1	0.3	2
LeBlanc	2	22	11.0	11
Flutie	2	3	1.5	3
Hansen	1	22	22.0	22
Pickering	1	10	10.0	10
Patriots	236	2929	12.4	45
Opponents	273	3438	12.6	61t
INTERCEPTIONS	NO	YDS	AVG	LG
Marion	4	53	13.3	25
Lippett	3	103	34.3	45t
Clayborn	2	24	12.0	24
E. Gibson	2	17	8.5	17
Bowman	2	3	1.5	3
E. Williams	1	51	51.0	51
R. James	1	27	27.0	27
R. McSwain	1	17	17.0	17
Shogog	1	7	7.0	7
Holmes	1	4	4.0	4
Rembert	1	1	1.0	1
P. Williams	1	0	0.0	0
Peterson	1	0	0.0	0
Patriots	21	307	14.6	51
Opponents	18	160	8.9	38
PUNTING	NO	YDS	AVG	TB IN20 LG BLK
Camarillo	62	2489	40.1	8 14 73 1
Herline	25	861	34.3	4 1 50 1
Patriots	89	3350	37.6	12 15 73 2
Opp.	77	2937	38.1	6 25 62 2
PUNT RETURNS	NO	FC	YDS	AVG LG
Fryar	18	12	174	9.7 36
Linne	5	2	22	4.4 16
Marion	1	2	0	0.0 0
Starring	1	1	17	17.0 17
Patriots	25	17	213	8.5 36
Opponents	41	11	397	9.7 34

KICK RETURNS	NO	YDS	AVG	LG	TD
Starring	23	445	19.3	43	0
Fryar	6	119	19.8	31	0
Davis	5	134	26.8	43	0
Dupard	4	61	15.3	21	0
Perryman	3	43	14.3	16	0
LeBlanc	2	31	15.5	24	0
C. McSwain	2	32	16.0	24	0
Alexander	1	4	4.0	4	0
Collins	1	18	18.0	18	0
Hansen	1	14	14.0	14	0
Patriots	48	901	18.8	43	0
Opponents	63	1130	17.9	60	0
Sacks: Tippett 12.5, Veris 7.0, B. Williams 5.0, T. Williams 4.5, Rembert 2.0, Reynolds 2.0, Sims 1.5, Blackmon 1.0, Hodge 1.0, Lippett 1.0, Mangiero 1.0, McCabe 1.0, McGrew 1.0, Wichard 1.0, Wilburn 1.0, Bowman, 0.5. Team, 43.0, Opponents, 33.0.					
FIELD GOALS	1-19	20-29	30-39	40-49	50+
Franklin	0/0	5/5	6/11	3/7	1/3
Schubert	0/0	1/1	0/0	0/1	0/0
Patriots	0/0	6/6	6/11	3/8	1/3
Opponents	2/2	7/7	6/9	3/8	0/1
Franklin: (39n,47n) (48n,32G) (-) (-) (52n) 2 (38G,31G,49G) (50G,27G,25G, 29G) (50n,46n) 0 (35n,41G) (37n,34G,37n) (43n,21G,31n,46n) 0 (38G,27G) (-) (-) (31G) Schubert: (-) (-) 2 (23G,40n).					
Opponents: (-) (22G,34G) (28G,21G, 37n) (-) 0 (48n,34n) (48G,38G,24G) (31G, 31G,39G,41N) 0 (19G,41n) (20G) (46n) (19G,44n,39n,38G) 0 (52n,24G) (24G,42G) (-) (47G).					
Starters: Offense: WR Stanley Morgan (9), Cedric Jones (3), Wayne Coffey (3); LT Danny Villa (7), Steve Moore (4), George Colton (3), Art Plunkett (1); LG Sean Farrell (15), Paul Fairchild (1); C Guy Morris (7), Trevor Match (4), Pete Brock (3), P. Fairchild (1); RG Ron Wooten (13), Eric Stokes (1), Darren Twombly (1); RT Bruce Armstrong (12), Greg Robinson (3); TE Lin Dawson (11), Todd Frain (2), Willie Scott (1); WR Irving Fryar (11), Larry Linne (3), C. Jones (1); QB Steve Grogan (6), Tony Eason (3), Tom Ramsey (3), Bob Bleier (2), Doug Flutie (1); RB Tony Collins (11) Reggie Dupard (2), Matt LeBlanc (2); FB Mose Tatupu (9), Bruce Hansen (2), R. Dupard (1), Chuck McSwain (1), Bob Perryman (1), 3rd WR I. Fryar (1), Stephen Starring (1).					
Defense: LE Kenneth Sims (8), Brent Williams (4), Benton Reed (3); NT Toby Williams (12), John Guzik (2), Tom Porell (1); RE Garin Veris (13), Mel Black (2); LILB Steve Nelson (11), Jerry McCabe (3), Johnny Rembert (1); RILB Lawrence McGrew (12), Greg Moore (3), Ed Reynolds (1); ROLB Ed Williams (7), Don Blackmon (4), Rogers Alexander (2), L. McGrew (1), Randy Sealy (1); LCB Ronnie Lippett (12), Joe Peterson (3); RCB Raymond Clayborn (9), Ernest Gibson (5), Fred Marion (1); SS Jim Bowman (8), Roland James (4), Ron Shogog (3); FS F. Marion (11), Darri Holmes (3), R. Clayborn (1).					
1987 Coaching Staff: Dean Brittenham, Strength/Conditioning, Jim Carr, Defensive Backfield, Bobby Grier, Offensive Backfield, Ray Hamilton, Asst. Defensive Line, Rod Humenuk, Asst. Head Coach/Offensive Line, Harold Jackson, Receivers, Eddie Khayat, Defensive Line, John Polonchek, QBs/Special Asst. to Head Coach, Rod Rust, Defensive Coordinator, Dante Scarnechia, Special Teams/TEs, Don Shinnick, Linebackers, Les Steckel, Quarterbacks/Receivers.					
Pro Bowl (2): WR Stanley Morgan (4), LB Andre Tippett (4).					

1988 FINAL OFFENSIVE STATISTICS (9-7)

Head Coach: Raymond Berry (9-7) • Tied for Second in AFC-East • Home Stadium: Sullivan Stadium

DATE	W/L	SCORE	OPPONENT	ATTENDANCE	RUSHING	NO	YDS	AVG	LG	TD	KICK RETURNS	NO	YDS	AVG	LG	TD
9/04	W	28-3	N.Y. Jets	44,027	Stephens	297	1168	3.9	52	4	Martin	31	735	23.7	95t	1
9/11	L	6-36	at Minnesota	55,545	Perryman	146	448	3.1	16	6	Allen	18	391	21.7	30	0
9/18	L	14-16	Buffalo	55,945	Flutie	38	179	4.7	16	1	Davis	6	106	17.7	24	0
9/25	L	6-31	at Houston	38,646	Dupard	52	151	2.9	15	2	Fryar	1	3	3.0	3	0
10/02	W	21-17	Indianapolis	58,050	Tatupu	22	75	3.4	22	2	Tatupu	1	13	13.0	13	0
10/09	L	3-45	Green Bay (Mil.)	51,932	Allen	7	40	5.7	12	0	Patriots	57	1248	21.9	95t	1
10/16	W	27-21	Cincinnati	59,969	Eason	5	18	3.6	10	0	Opponents	45	888	19.7	51	0
10/23	L	20-23	at Buffalo	76,824	C. James	4	15	3.8	8t	1						
10/30	W	30-7	Chicago	60,821	Fryar	6	12	2.0	6	0	Sacks: B.Williams 8.0, Tippett 7.0, Jordan 3.0,					
11/06	W	21-10	Miami	60,840	Grogan	6	12	2.0	6	1	Rembert 3.0, Goad 2.0, McGrew 2.0, Veris 2.0,					
11/13	W	14-13	at N.Y. Jets	48,358	Ramsey	3	8	2.7	9	0	Hodge 1.0, TEAM 1.0. Patriots 29.0, Opponents 23.0.					
11/20	W	6-3	at Miami	53,526	Feagles	1	0	0.0	0	0						
11/27	L	21-24	Indianapolis	58,157	Morgan	1	-6	-6.0	-6	0						
12/04	W	13-7	Seattle	59,068												
12/11	W	10-7	Tampa Bay OT	39,889												
12/17	L	10-21	at Denver	70,910												

Team Statistics

	PATS	OPP	Opponents	NO	YDS	AVG	LG	TD	Patriots	NO	YDS	AVG	LG	TD
TOTAL FIRST DOWNS	264	272	496	2120	2099	4.2	36	17	20	1-19	20-29	30-39	40-49	50+
By Rushing	126	119	34	232	6.8	15	0	0	0/0	0/0	3/4	4/5	0/2	0/0
By Passing	112	138	33	490	14.8	80t	5	4	0/0	0/0	2/3	1/3	2/5	1/2
By Penalty	26	15	3	502	16.2	32	4	1	0/0	5/7	5/8	5/5	2/7	1/2
Third Down: Md/Att.	79/129	58/199	11	502	16.2	32	4	1	0/0	5/7	5/8	5/5	2/7	1/2
Third Down: Eff.	36.1	29.1	22	313	14.2	41t	1	1	0/0	6/7	5/5	5/5	5/11	1/3
Fourth Down: Md/Att.	9/14	9/18	17	134	7.9	18	0	0	0/0	0/0	0/0	0/0	0/0	0/0
Fourth Down: Eff.	64.2	50.0	14	171	12.2	32	0	0	0/0	0/0	0/0	0/0	0/0	0/0
TOTAL NET YARDS	4293	4681	199	2333	11.7	80t	12	13	199	2333	11.7	80t	12	13
Avg. per Game	268.3	292.6	11	161	14.6	51	0	0	11	161	14.6	51	0	0
Total Offensive Plays	1000	961	8	106	13.3	38	2	2	46w1,46wr,49G	(20G)	(25G,	43w1)	(-)	(-)
Avg. per Play	4.3	4.9	8	106	13.3	38	2	2	46w1,46wr,49G	(20G)	(25G,	43w1)	(-)	(-)
NET YARDS RUSHING	2120	2099	199	2333	11.7	80t	12	13	199	2333	11.7	80t	12	13
Total Rushing Plays	588	496	11	161	14.6	51	0	0	11	161	14.6	51	0	0
Avg. per Rush	3.6	4.2	8	106	13.3	38	2	2	46w1,46wr,49G	(20G)	(25G,	43w1)	(-)	(-)
Avg. per Game	132.5	131.2	11	161	14.6	51	0	0	11	161	14.6	51	0	0
NET YARDS PASSING	2173	2582	199	2333	11.7	80t	12	13	199	2333	11.7	80t	12	13
Avg. per Game	135.8	161.4	11	161	14.6	51	0	0	11	161	14.6	51	0	0
Sacked/Yards Lost	23/160	29/219	11	161	14.6	51	0	0	11	161	14.6	51	0	0
Gross Yards Passing	2333	2801	11	161	14.6	51	0	0	11	161	14.6	51	0	0
Att./Completions	389/199	436/234	11	161	14.6	51	0	0	11	161	14.6	51	0	0
Completion Pct.	51.2	53.7	11	161	14.6	51	0	0	11	161	14.6	51	0	0
Had Intercepted	28	20	11	161	14.6	51	0	0	11	161	14.6	51	0	0
PUNTS/AVERAGE	91/38.3	86/42.2	91	3482	38.3	8	24	74	91	3482	38.3	8	24	74
NET PUNTING AVG.	34.1	35.5	91	3482	38.3	8	24	74	91	3482	38.3	8	24	74
PENALTIES/YARDS	87/665	108/858	86	3633	42.2	9	19	70	86	3633	42.2	9	19	70
FUMBLES/BALLS LOST	19/10	29/15	86	3633	42.2	9	19	70	86	3633	42.2	9	19	70
TOUCHDOWNS	31	33	86	3633	42.2	9	19	70	86	3633	42.2	9	19	70
Rushing	17	20	11	161	14.6	51	0	0	11	161	14.6	51	0	0
Passing	12	13	11	161	14.6	51	0	0	11	161	14.6	51	0	0
Returns	2	0	11	161	14.6	51	0	0	11	161	14.6	51	0	0
Score by Periods	1	2	3	4	OT	Total								
Patriots	49	87	50	61	3	250								
Opponents	48	77	57	102	0	284								
SCORING	TD	Ru	Pa	Rt	PAT	FG	S	TP	NO	YDS	AVG	LG	TD	BLK
Perryman	6	6	0	0	0	0	0	36	91	3482	38.3	8	24	74
Stavrovsky	0	0	0	0	0	14/15	7/11	0	91	3482	38.3	8	24	74
Fryar	5	0	5	0	0	0	0	30	91	3482	38.3	8	24	74
Stephens	5	4	0	1	0	0	0	30	91	3482	38.3	8	24	74
Garcia	0	0	0	0	11/16	6/13	0	29	86	3633	42.2	9	19	70
Morgan	4	0	4	0	0	0	0	24	86	3633	42.2	9	19	70
Dawson	2	0	2	0	0	0	0	12	86	3633	42.2	9	19	70
Dupard	2	2	0	0	0	0	0	12	86	3633	42.2	9	19	70
Tatupu	2	2	0	0	0	0	0	12	86	3633	42.2	9	19	70
Flutie	1	1	0	0	0	0	0	6	86	3633	42.2	9	19	70
Grogan	1	1	0	0	0	0	0	6	86	3633	42.2	9	19	70
C. James	1	1	0	0	0	0	0	6	86	3633	42.2	9	19	70
Jones	1	1	0	0	0	0	0	6	86	3633	42.2	9	19	70
Martin	1	0	1	0	0	0	0	6	86	3633	42.2	9	19	70
PATRIOTS	31	17	12	2	25/31	13/24	0	250	37	17	217	5.9	19	0
Opponent	33	20	13	0	33/33	17/26	1	284	37	17	217	5.9	19	0
PASSING	ATT	RT	CMP	YARDS	CMP%	YDS/ATT	TD	INT%	LG	SK/YDS	RATING			
Flutie	179	92	1150	51.4	6.42	8	4.5	10	5.6	80t	11/65	63.3		
Grogan	140	67	834	47.9	5.95	4	2.9	13	9.3	41t	8/77	37.6		
Eason	43	28	249	65.1	5.79	0	0.0	2	4.7	26	2/12	61.1		
Ramsey	27	12	100	44.4	3.70	0	0.0	3	11.1	23	2/6	8.3		
Patriots	389	199	2333	51.2	5.99	12	3.1	28	7.2	80t	23/160	50.0		
Opps.	436	234	2801	53.7	6.42	13	2.9	20	4.6	51t	29/219	64.4		

FIELD GOALS	1-19	20-29	30-39	40-49	50+
Stavrovsky	0/0	3/4	4/5	0/2	0/0
Garcia	0/0	2/3	1/3	2/5	1/2
Patriots	0/0	5/7	5/8	2/7	1/2
Opp.	0/0	6/7	5/5	5/11	1/3

Garcia: (47w1,39G,24G,47G) (50G,23G) (-) (-) (31w1) (43G,42w1) (43wr) (25w1, 52w1,39b).

Stavrovsky: (35G) (-) (-) (22G,34w) (43w1,27w1) (34G,22G) (36S, 27G) (32G, 40w1).

Opponents: (29G) (39G,24G) (38G, 44G,41G) (46w1,46wr,49G) (20G) (25G, 43w1) (-) (30G,35G,33G) (-) (51G) (47G, 48G) (27G,54w1,50wr,23w1) (28G) (47wr, 41wr) (40S) (-).

Starters: Offense: WR Stanley Morgan (14), Cedric Jones (1); LT Danny Villa (14), Trevor Matich (2); LG Sean Farrell (15), Paul Fairchild (1); C Mike Baab (12), T. Matich (4); RB Ron Wooten (15), P. Fairchild (1); RT Bruce Armstrong (16); TE Russ Francis (8), Lin Dawson (6), Steve Johnson (1), Willie Scott (1); WR Irving Fryar (14), C. Jones (1); QB Doug Flutie (9), Steve Grogan (4), Tony Eason (2), Tom Ramsey (1); RB John Stephens (14), Reggie Dupard (2); FB Robert Perryman (16); 2nd TE Steve Johnson (2).

Defense: LE Brent Williams (14), Milford Hodge (1), Kenneth Sims (1); NT Tim Goad (14), B. Williams (2); RE Garin Veris (9), M. Hodge (6), Edmund Nelson (1); LOLB Andre Tippett (11), Tim Jordan (5); LILB Ed Reynolds (14), Vincent Brown (2); RILB Johnny Rembert (15), B. Brown (1); ROLB Lawrence McGrew (15), Tim Jordan (1); LCB Ronnie Lippett (15), Rod McSwain (1); Raymond Clayborn (16); SS Roland James (15), Jim Bowman (1); FS Fred Marion (16).

1988 Coaching Staff: Don Blackmon, Staff Assistant, Jim Carr, Defensive Backfield, Bobby Grier, Offensive Backfield, Ray Hamilton, Asst. Defensive Line, Rod Humenuik, Asst. Head Coach/Offensive Line, Harold Jackson, Receivers, Eddie Khayat, Defensive Line, Guy Morris, Asst. Offensive Line, John Polonchek, QBs/Special Asst. to Head Coach, Dante Scarnechia, Special Teams/TE's, Don Shinnick, Linebackers, Jerry Simmons., Strength/Conditioning, Les Steckel, Quarterbacks/Receivers.

Pro Bowl (3): RB John Stephens (1), LB Andre Tippett (5), LB Johnny Rembert (1).

1990 FINAL OFFENSIVE STATISTICS (1-15)

Head Coach: Rod Rust (1-15) • Fifth in AFC-East • Home Stadium: Foxboro Stadium

DATE	W/L	SCORE	OPPONENT	ATTENDANCE
9/09		24-27	Miami	45,305
9/16	W	16-14	at Indianapolis	49,256
9/23	L	7-41	at Cincinnati	56,470
9/30	L	13-37	N.Y. Jets	36,724
10/07	L	20-33	Seattle	39,735
10/14			BYE WEEK	
10/18	L	10-17	at Miami	62,630
10/28	L	10-27	Buffalo	51,959
11/04	L	20-48	at Philadelphia	65,514
11/11	L	10-13	Indianapolis	28,924
11/18	L	0-14	at Buffalo	74,720
11/25	L	14-34	at Phoenix	30,110
12/02	L	7-37	Kansas City	26,280
12/09	L	3-24	at Pittsburgh	48,354
12/15	L	10-25	Washington	22,286
12/23	L	7-42	at N.Y. Jets	30,250
12/30	L	10-13	N.Y. Giants	60,410

RUSHING	NO	YDS	AVG	LG
Stephens	212	808	3.8	26
Allen	63	237	3.8	29
Adams	28	111	4.0	13
Perryman	32	97	3.0	13
Hodson	12	79	6.6	23
Tadup	16	56	3.5	15
Overton	5	8	1.6	6
Wilson	5	7	1.4	6
Morris	2	4	2.0	3
Gannon	1	0	0.0	0
Hansen	1	0	0.0	0
Fryar	2	-4	-2.0	-1
Grogan	4	-5	-1.3	0
Patriots	383	1398	3.7	29
Oponoets	565	2676	4.7	80

TD	Sacks: Williams, B. 6.0, Tippett 3.5, Hobby 3.0,					
2	Singleton, 3.0, Agnew 2.5, Brown 2.5, Goad 2.5,					
0	McSwain 2.0, Veris 2.0, Williams, E. 2.0, Smith					
0	1.5, Rembert 1.0, Reynolds 1.0, Gannon 0.5.					
0	Patriots 33.0, Opponents 28.0.					
0						
0	FIELD GOALS	1-19	20-29	30-39	40-49	50+
0	Staurovsky	1/1	3/3	3/3	8/11	1/4
0	Patriots	1/1	3/3	3/3	8/11	1/4
0	Opp.	4/4	6/6	9/10	6/7	2/4
0						
0	Staurovsky:	(42G, 57S) (49wl, 39G, 27G, 25G) (-)				
0		(46G, 40G) (53G, 48G) (41G, 52ng) (32G)				
0		(39G, 49ng, 44G) (29G) (-) (-) (-) (49G, 42G)				
4		(50wl) (19G, 42w)				

Team Statistics

<i>Team Statistics</i>		<i>PATS</i>	<i>OPP</i>				
TOTAL FIRST DOWNS		239	307				
By Rushing		65	151				
By Passing		156	139				
By Penalty		18	17				
Third Down: Md/Att.		86/227	84/192				
Third Down: Eff.		37.9	43.8				
Fourth Down: Md/Att.		2/12	7/13				
Fourth Down: Eff.		16.7	53.8				
POSSESSION AVG.		28:21	31:39				
TOTAL NET YARDS		4163	5697				
Avg. per Game		260.2	356.1				
Total Offensive Plays		955	972				
Avg. per Play		4.4	5.9				
NET YARDS RUSHING		1398	2676				
Total Rushing Plays		383	565				
Avg. per Game		87.4	167.3				
NET YARDS PASSING		2765	3021				
Avg. per Game		172.8	188.8				
Sacked/Yards Lost		58/443	33/224				
Gross Yards Passing		3208	3225				
Att./Completions		514/274	574/218				
Completion Pct.		53.3	38.3				
Had Intercepted		20	14				
PUNTS/AVERAGE		92/40.8	56/40.8				
NET PUNTING AVG.		33.6	36.6				
PENALTIES/YARDS		99/742	73/488				
FUMBLES/BALLS LOST		33/16	25/18				
TOUCHDOWNS		19	52				
Rushing		4	29				
Passing		4	21				
Returns		1	2				
Score by Periods		1	2	3	4	OT	Total
Patriots		30	81	30	40	0	141
Opponents		120	128	88	110	0	488

RECEIVING	NO	YDS	AVG	LG
Fryar	54	856	15.9	56
Cook	51	455	8.9	35t
Dykes	34	549	16.1	35t
Stephens	28	196	7.0	43
McMurtry	22	240	10.9	26
Jones	21	301	14.3	26
Adams	16	146	9.1	28
Perryman	15	88	5.9	15
Sievers	8	77	9.6	25
Mowatt	6	67	11.2	16
Allen	6	48	8.0	19
Timpson	5	91	18.2	42
Martin	4	65	16.3	19t
Overton	2	19	9.5	15
Tatupu	2	10	5.0	6
Patriots	274	3208	11.7	56
Opponents	218	3245	14.9	86t

Opponents: (31G,37G) (-) (46G,23G)
 2 (24G,18G,46G) (31G,19G,55wr) (47G)
 5 (35G,35G) (27G,34G) (54G,38G) (30wl)
 2 (50ng,29G,50G) (19G,32G,45G) (42G)
 1 (19G,38G,26G) (-) (44G,41wl,27G).

Starters: Offense: WR Irwing Fryar (15),
 1 Cedric Jones (1); LT Bruce Armstrong (16);
 0 LG Chris Gambol (14), David Douglas (2), C
 0 Danny Villa (8), Gene Chilton (3), D. Douglas
 3 (3), Pat Fairchild (2); RG Damian Johnson
 0 (16); RT David Villa (8), David Vienne (4), Stan
 1 Clayton (3), C. Gambol (1); TE Marv Cook
 1 (16); WR Hart Lee Dykes (10), Greg
 0 McMurtry (5), C. Jones (1); QB Tommy
 14 Hodson (6), Marc Wilson (6), Steve Grogan
 21 (4); RB John Stephens (14), George Adams

Avg. per Game	87.4	167.3				
NET YARDS PASSING	2765	3021				
Avg. per Game	172.8	188.8				
Sacked/Yards Lost	58/443	33/224				
Gross Yards Passing	3208	3245				
Att./Completions	514/274	374/128				
Completion Pct.	53.3	58.3				
Had Intercepted	20	14				
PUNTS/AVERAGE	92/40.8	56/40.8				
NET PUNTING AVG.	33.6	36.6				
PENALTIES/YARDS	99/742	73/488				
FUMBLES/BALLS LOST	33/16	25/18				
TOUCHDOWNS	19	52				
Rushing	4	29				
Passing	4	21				
Returns	1	2				
Score by Periods	1	2	3	4	OT	Total
Patriots	30	81	30	40	0	181
Opponents	120	128	88	110	0	446

INTERCEPTIONS	NO	YOS	AVG	LG	
Lippett	4	94	23.5	73	
Hurst	4	61	15.3	36	
Marion	4	17	4.3	16	
Remberst	2	22	11.0	11	
Patriots	14	194	13.9	73	
Opponents	20	143	7.2	42	

PUNTING	NO	YOS	AVG	NET TB	IN20 LG	B
Hansen	90	3752	41.7	33.6	8	18 69
Patriots	92	3752	40.8	33.6	8	18 69
Opp.	56	2282	40.8	36.6	5	17 70

PUNT RETURNS	NO	FC	YOS	AVG	LG	T
Fryar	28	10	133	4.8	17	
Martin	1	0	1	1.0	1	
PATRIOTS	29	10	134	4.6	17	
OPPONENTS	50	13	503	10.1	34	

(7), Marvin Allen (1), PB Robert Petherlynn (7), G. Adams (6), M. Allen (2)' 2nd TE Eric Sievers (1).

Defense: LE Brent Williams (15), Marion Hobby (1); NT Tim Goad (16), RE Ray Agnew (9), M. Hobby (3), Garin Veris (2), Chris Gannon (2); LOLB Andre Tippet (7), Vincent Brown (6), Chris Singleton (1), Richard Tardits (1), Ed Williams (1); LILB Richard Harvey (8), Johnny Rembert (5), V. Brown (2); RILB E. Reynolds (12), V. Brown (2), B. Williams (1), M. Hobby (1); ROLB A. Tippet (1), V. Brown (3), C. Singleton (3), E. Williams (2), R. Harvey (1), Ila Jarostuch (1); LCB Ronnie Lippet (16); RCB Maurice Hurst (16); Rod McSwain (12), Roland James (4); FS Fred Marion (16).

SCORING	TD	Ru	Pa	Rt	PAT	FG	S	TP
Staurovsky	0	0	0	0	19/19	16/22	0	67
Cook	5	0	5	0	0	0	0	30
Fryar	4	0	4	0	0	0	0	24
Stephens	3	2	1	0	0	0	0	18
Dykes	2	0	2	0	0	0	0	12
Adams	1	0	1	0	0	0	0	6
Allen	1	1	0	0	0	0	0	6
Martin	1	0	1	0	0	0	0	6
Perryman	1	1	0	0	0	0	0	6
B. Williams	1	0	0	1	0	0	0	6
PATRIOTS	19	4	14	1	19/19	16/22	0	181
Opponent	54	29	21	2	51/52	27/31	1	446

KICK RETURNS	NO	YDS	AVG	LG
Martin	25	515	20.6	38
Allen	11	168	15.3	34
Morris	11	202	18.4	22
Robinson	11	211	19.2	27
Overton	10	188	18.8	23
Timpson	3	62	20.7	26
P.Coleman	2	18	9.0	12
Jones	2	24	12.0	13
Adams	1	7	7.0	7
McSwain	1	0	0.0	0
Patriots	77	1395	18.1	38

790 Coaching Staff: Don Blackmon,
 Linebackers, Steve Crosby, Special Teams/Tight
 Ends, Bobby Grier, Offensive Backfield, Rod
 Humenuik, Offensive Line, Dale Lindsey,
 Defensive Line, Steve Nelson, Linebackers,
 John Polonchek, OBS/Special Asst. to Head
 Coach, Jimmy Raye, Offensive Coordinator/
 Quarterbacks, Jerry Simmons, Strength/
 Conditioning, Charlie Sumner, Defensive
 Coordinator/ Secondary, Richard Wood,
 Receivers.
 Pro Bowl (1): T Bruce Armstrong (1).

PASSING	ATT	CMP	YARDS	CMP%	YDS/ATT	TO	TO%	INT	INT%	LG	SK/YDS	RATING
Wilson	265	139	1625	52.5	6.13	6	2.3	11	4.2	36f	29/228	61.6
Hodson	156	85	968	54.5	6.21	4	2.6	5	3.2	56	20/147	68.5
Grogan	92	50	615	54.3	6.68	4	4.3	3	3.3	48	9/68	76.1
Stephens	1	0	0	0.0	0.00	0	0.0	1	100.0	0	0/0	--
Patriots	514	274	3208	53.3	6.24	14	2.7	20	3.9	56	58/443	65.4
Opps.	374	218	3245	58.3	8.68	21	5.6	14	3.7	86f	33/224	89.9

1991 FINAL OFFENSIVE STATISTICS (6-10)

Head Coach: Dick MacPherson (6-10) • Fourth in AFC-East • Home Stadium: Foxboro Stadium

DATE	W/L	SCORE	OPPONENT	ATTENDANCE
9/01	W	16-7	at Indianapolis	49,961
9/08	L	0-20	Cleveland	35,377
9/15	L	6-20	at Pittsburgh	53,703
9/22	W	24-20	Houston	30,702
9/29	L	10-24	at Phoenix	26,043
10/06	L	10-20	Miami	49,749
10/13			BYE WEEK	
10/20	W	26-23	Minnesota OT	45,367
10/27	L	6-9	Denver	43,994
11/03	L	17-22	at Buffalo	78,278
11/10	L	20-30	at Miami	56,066
11/17	L	21-28	N.Y. Jets	30,743
11/24	W	16-13	Buffalo	47,053
12/01	L	3-20	at Denver	67,116
12/08	W	23-17	Indianapolis OT	20,131
12/15	W	6-3	N.Y. Jets	55,689
12/22	L	7-29	at Cincinnati	46,394

Team Statistics

TOTAL FIRST DOWNS	259	312				
By Rushing	93	94				
By Passing	155	199				
By Penalty	11	19				
Third Down: Md/Att.	72/213	95/228				
Third Down: Eff.	33.8	41.7				
Fourth Down: Md/Att.	6/13	4/14				
Fourth Down: Eff.	46.2	28.6				
POSSESSION AVG.	29:27	30:33				
TOTAL NET YARDS	4473	5431				
Avg. per Game	279.6	339.4				
Total Offensive Plays	977	1050				
Avg. per Play	4.4	5.9				
NET YARDS RUSHING	1467	1579				
Total Rushing Plays	433	460				
Avg. per Game	91.7	98.7				
NET YARDS PASSING	3006	3852				
Avg. per Game	187.9	240.8				
Sacked/Yards Lost	63/436	25/183				
Gross Yards Passing	3442	4035				
Att./Completions	481/284	565/335				
Completion Pct.	59.0	59.3				
Had Intercepted	22	12				
PUNTS/AVERAGE	82/39.0	69/42.2				
NET PUNTING AVG.	34.6	36.2				
PENALTIES/YARDS	97/667	83/608				
FUMBLES/BALLS LOST	34/20	31/19				
TOUCHDOWNS	22	31				
Rushing	9	5				
Passing	11	25				
Returns	2	1				
Score by Periods	1	2	3	4	OT	Total
Patriots	40	55	23	84	9	211
Opponents	53	122	32	98	0	305

SCORING	TD	Ru	Pa	Ri	PAT	FG	S	TP
Staurovsky	0	0	0	0	9/10	7/10	0	30
Baumann	0	0	0	0	0	0	0	24
Russell	4	4	0	0	0	0	0	18
Cook	3	0	3	0	0	0	0	18
Fryar	3	0	3	0	0	0	0	12
Vaughn	3	2	0	1	0	0	0	12
McMurtry	2	0	2	0	0	0	0	12
Stephens	2	0	2	0	0	0	0	12
Timpson	2	0	2	0	0	0	0	12
Childress	1	0	1	0	0	0	0	6
Coates	1	0	1	0	0	0	0	6
Millen	1	0	0	0	0	0	0	6
PATRIOTS	22	9	11	2	19/21	20/29	0	211
Opponent	31	5	25	1	30/31	29/42	1	305

PASSING	ATT	CMP	YARDS	CMP%	YDS/ATT	TD	TD%	INT	INT%	LG	SK/YDS	RATING
Millen	409	246	3073	60.1	7.51	9	2.2	18	4.4	60t	54/379	72.5
Hodson	68	36	345	52.9	5.07	1	1.5	4	5.9	32	9/57	47.7
Vaughn	2	1	13	50.0	6.50	1	50.0	0	0.0	13t	0/0	110.4
Fryar	1	0	0	0.0	0.00	0	0	0	0	0	0/0	--
McCarthy	1	1	11	100.0	11.0	0	0.0	0	0.0	11	0/0	112.5
Patriots	481	284	3442	59.0	7.16	11	2.3	22	4.6	60t	63/436	69.7
Opps.	565	335	4035	59.3	7.14	25	4.4	12	2.1	65t	25/183	87.1

RUSHING	NO	YDS	AVG	LG
Russell	266	959	3.6	24
Stephens	63	163	2.6	13
Vaughn	31	146	4.7	23
Millen	31	92	3.0	14
Allen	18	53	2.9	9
Hunter	13	50	3.8	11
Fryar	2	11	5.5	9
Adams	2	3	1.5	2
Chilton	1	0	0.0	0
Hodson	4	0	0.0	0
Timpson	1	-4	-4.0	-4
Coates	1	-6	-6.0	-6
Patriots	383	1398	3.7	29
Opponents	460	1598	3.4	37

RECEIVING	NO	YDS	AVG	LG	TD
Cook	82	808	9.9	49	4
Fryar	68	1,014	14.9	56t	3
McMurtry	41	614	15.0	40	2
Russell	25	471	18.8	60t	2
Stephens	18	81	4.5	18	0
Timpson	16	119	7.4	24	0
Hunter	11	97	8.8	25	0
Coates	10	95	9.5	17	1
Vaughn	9	89	9.9	32	0
Carpenter	3	45	15.0	23	0
Allen	1	9	9.0	9	0
Patriots	284	3442	12.1	60t	11
Opponents	335	4035	12.0	65t	25

INTERCEPTIONS	NO	YDS	AVG	LG
Hurst	3	21	7.0	21
Marion	2	33	16.5	33
Lippett	2	27	13.5	27
Henderson	2	2	1.0	2
Washington	2	0	0.0	0
Tippett	1	10	10.0	10
Patriots	12	93	7.8	33
Opponents	22	154	7.0	27

PUNTING	NO	YDS	AVG	NET TB	IN20	LG	BLK
McCarthy	66	2650	40.2	35.7	3	17	93
Wagner	14	548	39.1	29.1	0	0	54
Patriots	82	3198	39.0	34.6	3	17	93
Opp.	69	2909	42.2	36.2	10	71	0

PUNT RETURNS	NO	FC	YDS	AVG	LG
Fryar	27	10	201	7.4	39
Fryar	2	4	10	5.0	10
Pool	1	0	0	0.0	0
Zackery	1	0	0	0.0	0
Patriots	31	14	211	6.8	39
Opponents	37	20	303	8.2	40

KICK RETURNS	NO	YDS	AVG	LG
Vaughn	34	717	21.1	99t
Allen	8	161	20.1	31
Martin	8	178	22.3	26
Hobby	2	0	0.0	0
Timpson	2	37	18.5	21
Coates	1	6	6.0	6
Rakoczy	1	9	9.0	9
Rembert	0	0	0.0	0
Patriots	56	1108	19.8	99t
Opponents	51	850	16.7	49

TD Sacks:	Tippett 8.5, Veris 4.0, B. Williams 3.5, Brown 3.0, Agnew 2.0, Hobby 2.0, Howard 1.0, Singleton 1.0. Patriots, 25.0, Opponents, 63.0.
1 FIELD GOALS	1-19 20-29 30-39 40-49 50+
Staurovsky	1/1 2/3 9/12 1/3 0/0
Baumann	0/0 2/2 1/3 4/4 0/1
Patriots	1/1 4/5 10/15 5/7 0/1
Opp.	2/2 12/14 7/7 8/17 0/2

Staurovsky:	(35G, 39G, 36G) (-) (435n, 33G, 28G) (33G) (38n, 39G) (37G) (38G, 36n, 42G) (20G, 17G, 25n) (46n, 36G, 35n).
Baumann:	(44G, 37G) (39n) (51b, 46G, 32n) (23G) (24G) (45G, 41G) (-).

Opponents:	(44w, 52w, 42w, 48b) (30G, 32G) (49G, 32G) (28G, 38G) (42N, 47G) (47G, 58n, 25G) (23G, 32G, 47n, 23G) (35G, 18G, 47n, 34G) (19G, 47n, 21G, 42G) (21G, 42G, 49n, 44G) (-) (23G, 29G) (20G, 24G) (43n, 40G) (23n, 23G, 27n) (49G, 25G).
-------------------	---

Starters: Offense:	WR Irving Fryar (15), Rob Carpenter (1); LT Bruce Armstrong (16); LG Elbert Crawford (16); C Gene Chilton (16); RG Danny Villa (10), Jon Melander (3), Gregg Rakoczy (2), Freddie Childress (1); RT Pat Harlow (16); TE Marv Cook (16); WR Greg McMurtry (12), Michael Timpson (2), Jon Vaughn (1); QB Hugh Millen (13), Tommy Hodson (3); RB Leonard Russell (15), John Stephens (1); FB Ivy Joe Hunter (11), J. Stephens (2); GE Adams (1), J. Vaughn (1); 2nd TE Ben Coates (2).
---------------------------	---

Defense:	LE Ray Agnew (9), Garin Veris (3), Brent Williams (3), Marion Hobby (1); NT Tim Goad (15), Fred Smerlas (1); RE B. Williams (13), R. Agnew (1), Sean Smith (1), G. Veris (1); LOLB Andre Tippett (16); LILB Eugene Lockhart (13), RILB Vincent Brown (16); ROLB Chris Singleton (11), David Howard (5); LCB Ronnie Lippett (13), Tim Gordon (1), Jerome Henderson (1), Mickey Washington (1); RCB Maurice Hurst (14), M. Washington (2); SS Harry Colon, T. Gordon (1), M. Washington (1); FS Fred Marion (11), T. Gordon (5); 5th DB David Pool (3).
-----------------	---

1991 Coaching Staff:	Joel Collier, Asst. Running Backs/ Receivers, Joe Collier, Defensive Coordinator, Dick Coury, Offensive Coordinator, Ivan Fears, Wide Receivers, Norm Gerber, Inside Linebackers, Bobby Grier, Offensive Backfield, Rod Humenuik, Offensive Line, Stan Jones, Defensive Line, Myrel Moore, Outside Linebackers, Dante Scarnecchia, Special Teams/TE's, Dave Uyrus, Asst. Special Teams/Defensive Line, Charlie West, Defensive Backs.
-----------------------------	---

Pro Bowl (2):	T Bruce Armstrong (2), TE Marv Cook (1).
----------------------	--

1992 FINAL OFFENSIVE STATISTICS (2-14)

Head Coach: Dick MacPherson (2-14) • Fifth in AFC-East • Home Stadium: Foxboro Stadium

DATE	W/L	SCORE	OPPONENT	ATTENDANCE	RUSHING	NO	YDS	AVG	LG	TD	KICK RETURNS	NO	YDS	AVG	LG	TD
9/06			BYE WEEK		Vaughn	113	451	4.0	36	1	Stanley	29	529	18.2	40	0
9/13	L	0-14	at L.A. Rams	40,402	Russell	123	390	3.2	23	2	Vaughn	20	564	28.2	100t	1
9/20	L	6-10	Seattle	42,327	Stephens	75	277	3.7	19	2	Lockwood	11	233	21.2	36	0
9/27	L	7-41	Buffalo	52,527	Lockwood	35	162	4.6	23	0	Timpson	2	28	14.0	28	0
10/4	L	21-30	at N.Y. Jets	60,108	Lockwood	35	162	4.6	23	0	Hobby	1	11	11.0	11	0
10/11	L	12-24	San Francisco	54,126	Millen	17	108	6.4	26	0	Turner	1	11	11.0	11	0
10/18	L	17-38	at Miami	57,282	Millen	17	108	6.4	26	0	Turner	1	11	11.0	11	0
10/25	L	17-19	Cleveland	32,219	Zolak	18	71	3.9	19	0	Patriots	64	1376	21.5	100t	1
11/01	L	7-16	at Buffalo	78,268	Turner	10	40	4.0	11	0	Opponents	45	749	16.6	39	0
11/08	L	14-31	New Orleans	45,413	Carlson	11	32	2.9	7	0						
11/15	W	37-34	at Indianapolis OT	42,631	Carlson	11	32	2.9	7	0	FIELD GOALS	1-19	20-29	30-39	40-49	50+
11/22	W	24-3	N.Y. Jets	27,642	Hodson	5	11	2.2	5	0	Baumann	2/2	4/4	3/7	2/4	0/0
11/29	L	0-34	at Atlanta	54,494	Gash	5	7	1.4	4	1	Baumann	2/2	4/4	3/7	2/4	0/0
12/06	L	0-6	Indianapolis	19,429	Fryar	1	6	6.0	6	0	Patriots	2/2	4/4	3/7	2/4	0/0
12/13	L	20-27	at Kansas City	52,208	McMurtry	2	3	1.5	2	0	Opp.	0/0	9/10	11/16	6/12	1/3
12/20	L	10-20	at Cincinnati	45,355	Coates	1	2	2.0	2	0						
12/27	L	13-16	Miami OT	34,726	Coates	1	2	2.0	2	0	Baumann:	(38n)	(-)	(-)	(39n)	(24G,44G)

Team Statistics

	PATS	OPP
TOTAL FIRST DOWNS	215	292
By Rushing	71	112
By Passing	130	149
By Penalty	14	31
Third Down: Md/Att.	72/223	77/214
Third Down: Eff.	32.3	36.0
Fourth Down: Md/Att.	8/19	6/15
Fourth Down: Eff.	42.1	40.0
POSSESSION AVG.	28:28	31:32
TOTAL NET YARDS	3584	5048
Avg. per Game	224.0	315.5
Total Offensive Plays	928	1000
Avg. per Play	3.9	5.0
NET YARDS RUSHING	1550	1951
Total Rushing Plays	419	521
Avg. per Game	96.6	121.9
NET YARDS PASSING	2034	3097
Avg. per Game	127.1	193.6
Sacked/Yards Lost	65/458	20/114
Gross Yards Passing	2492	3211
Att./Completions	444/244	459/258
Completion Pct.	55.0	56.2
Had Intercepted	19	14
PUNTS/AVERAGE	103/40.9	75/40.6
NET PUNTING AVG.	35.4	35.3
PENALTIES/YARDS	111/1051	90/673
FUMBLES/BALLS LOST	43/26	30/15
TOUCHDOWNS	25	40
Rushing	6	15
Passing	13	22
Returns	6	3
Score by Periods	1 2 3 4 OT Total	1 2 3 4 OT Total
Patriots	61 51 32 58 3	205
Opponents	84 80 88 108 3	363

SCORING	TD	Ru	Pa	RI	PAT	FG	S	TP
Baumann	0	0	0	0	22/24	11/17	0	55
Fryar	4	0	4	0	0	0	0	24
Coates	3	0	3	0	0	0	0	18
Brown	2	0	0	2	0	0	0	12
Cook	2	0	2	0	0	0	0	12
Russell	2	0	0	0	0	0	0	12
Stephens	2	0	0	0	0	0	0	12
Turner	2	0	2	0	0	0	0	12
Vaughn	2	1	0	1	0	0	0	12
Gash	1	1	0	0	0	0	0	6
Goad	1	0	0	1	0	0	0	6
McMurtry	1	0	1	0	0	0	0	6
Pool	1	0	0	1	0	0	0	6
Singleton	1	0	0	1	0	0	0	6
Timpson	1	0	1	0	0	0	0	6
PATRIOTS	25	6	13	6	22/25	11/17	0	205
Opponent	40	15	22	3	40/40	27/41	1	363

PUNTING	NO	YDS	AVG	NET TB	IN20 LG BLK
McCarthy	103	4212	40.9	35.4	4 18 61
Patriots	103	4212	40.9	35.4	4 18 61
Opp.	75	3045	40.6	35.3	6 27 59

PUNT RETURNS	NO	FC	YDS	AVG	LG	TD
Stanley	28	17	227	8.1	50	0
Timpson	8	2	47	5.9	14	0
Lambert	1	0	0	0.0	0	0
Fryar	0	1	0	0.0	0	0
Patriots	37	20	274	7.4	50	0
Opponents	59	21	484	8.2	53	1

Sacks:	Tippett 7.0, B. Williams 4.0, Goad 2.5, Agnew 1.0, Edwards 1.0, Howard 1.0, Lambert 1.0, Rembert 1.0, Sabb 1.0, Brown 0.5. Patriots 20.0, Opponents 65.0.
---------------	---

Pro Bowl (1): TE Marv Cook (2).
--

1992 Coaching Staff: Joel Collier, Asst. Running Backs/ Receivers, Joe Collier, Defensive Coordinator, Dick Coury, Offensive Coordinator, Ivan Fears, Wide Receivers, Norm Gerber, Inside Linebackers, Bobby Griener, Offensive Backfield, Rod Humenuik, Offensive Line, Stan Jones, Defensive Line, Myrel Moore, Outside Linebackers, Dante Scarnechia, Special Teams/TE's, Dave Uyrus, Asst. Special Teams/Defensive Line, Charlie West, Defensive Backs.
--

Passing	ATT	CMP	YARDS	CMP%	YDS/ATT	TD	TD%	INT	INT%	LG	SK/YDS	RATING
Millen	203	124	1203	61.1	5.93	8	3.9	10	4.9	39	33/204	70.3
Zolak	100	52	561	52.0	5.61	2	2.0	4	4.0	65t	17/137	58.8
Hodson	91	50	496	54.9	5.45	2	2.2	2	2.2	54t	12/96	58.8
Carlson	49	18	232	36.7	4.73	1	2.0	3	6.1	40	3/21	33.7
McMurtry	1	0	0	0.0	0.00	0	0.0	0	0.0	0	0/0	-
Patriots	444	244	2492	55.0	5.61	13	2.9	19	4.3	65t	65/458	63.2
Opps.	459	258	3211	56.2	7.00	22	4.8	14	3.1	56	20/114	81.3

1993 FINAL OFFENSIVE STATISTICS (5-11)

Head Coach: Bill Parcells (5-11) • Fourth in AFC-East • Home Stadium: Foxboro Stadium

DATE	W/L	SCORE	OPPONENT	ATTENDANCE
9/05	L	14-38	at Buffalo	79,751
9/12	L	16-19	Detroit OT	54,151
9/19	L	14-17	Seattle	50,392
9/26	L	7-45	at N.Y. Jets	64,836
10/03			BYE WEEK	
10/10	W	23-21	at Phoenix	36,115
10/17	L	14-28	Houston	51,037
10/24	L	9-10	at Seattle	56,526
10/31	L	6-9	at Indianapolis	46,522
11/07	L	10-13	Buffalo OT	54,326
11/14			BYE WEEK	
11/21	L	13-17	at Miami	59,982
11/28	L	0-6	N.Y. Jets	42,810
12/05	L	14-17	at Pittsburgh	51,358
12/12	W	7-2	Cincinnati	29,794
12/19	W	20-17	at Cleveland	48,618
12/26	W	38-0	Indianapolis	26,571
1/02/94	W	33-27	Miami OT	53,883

Team Statistics

	PATS	OPP
TOTAL FIRST DOWNS	315	269
By Rushing	116	97
By Passing	169	161
By Penalty	30	11
Third Down: Md/Att.	92/237	96/231
Third Down: Eff.	38.8	41.6
Fourth Down: Md/Att.	13/27	5/13
Fourth Down: Eff.	48.1	38.5
POSSESSION AVG.	29:43	30:17
TOTAL NET YARDS	5065	4796
Avg. per Game	316.6	299.8
Total Offensive Plays	1091	1013
Avg. per Play	4.6	4.7
NET YARDS RUSHING	1780	1951
Total Rushing Plays	502	505
Avg. per Game	111.3	121.9
NET YARDS PASSING	3285	2845
Avg. per Game	205.3	177.8
Sacked/Yards Lost	23/127	34/242
Gross Yards Passing	3412	3087
Att./Completions	566/289	474/280
Completion Pct.	51.1	59.1
Had Intercepted	24	13
PUNTS/AVERAGE	76/40.7	90/41.2
NET PUNTING AVG.	34.8	34.7
PENALTIES/YARDS	65/468	111/803
FUMBLES/BALLS LOST	30/10	20/9
TOUCHDOWNS	26	32
Rushing	9	9
Passing	17	20
Returns	0	3
Score by Periods	1 2 3 4 OT Total	
Patriots	33 60 54 85 6	238
Opponents	41 103 26 110 6	286

SCORING	TD	Ru	Pa	Rt	PAT	FG	S	TP
Sisson	0	0	0	0	15/15	14/26	0	57
Coates	8	0	8	0	0	0	0	48
Russell	7	7	0	0	0	0	0	42
Bahr	0	0	0	0	10/10	5/5	0	25
Brisby	2	0	2	0	0	0	0	12
Timpson	2	0	2	0	0	0	0	12
Turner	2	0	2	0	0	0	0	12
Cook	1	0	1	0	0	0	0	6
Crittenden	1	0	1	0	0	0	0	6
Croom	1	1	0	0	0	0	0	6
Gash	1	1	0	0	0	0	0	6
McMurtry	1	0	1	0	0	0	0	6
Patriots	26	9	17	0	25/25	19/31	0	238
Opponent	32	9	20	3	32/32	20/24	1	286

RUSHING	NO	YOS	AVG	LG	TD
Russell	300	1088	3.6	21	7
Turner	50	231	4.6	49	0
Croom	60	198	3.3	22	1
Gash	48	149	3.1	14	1
Bledsoe	32	82	2.6	15	0
Secules	8	33	4.1	13	0
Saxon	2	2	1.0	2	0
Zolak	1	0	0.0	0	0
Crittenden	1	-3	-3.0	-3	0
Patriots	502	1780	3.5	49	9
Opponents	505	1951	3.9	57	9

RECEIVING	NO	YOS	AVG	LG	TD
Coates	53	659	12.4	54t	8
Brisby	45	626	13.9	39	2
Timpson	42	654	15.6	48	2
Turner	39	333	8.5	26	2
Russell	26	245	9.4	69	0
McMurtry	22	241	11.0	20	1
Cook	22	154	7.0	17	1
Crittenden	16	293	18.3	44	1
Gash	14	93	6.6	15	0
Croom	8	92	11.5	21	0
T. Brown	2	22	11.0	14	0
Patriots	289	3412	11.8	82	17
Opponents	280	3087	11.0	56	20

INTERCEPTIONS	NO	YDS	AVG	LG	TD
Hurst	4	53	13.3	24	0
Wren	3	-7	-2.3	2	0
Barnett	1	40	40.0	40	0
V. Brown	1	24	24.0	24	0
Collins	1	8	8.0	8	0
Thompson	1	4	4.0	4	0
Lambert	1	0	0.0	0	0
Ray	1	0	0.0	0	0
Patriots	13	122	9.4	40	0
Opponents	24	201	8.4	34	1

PUNTING	NO	YDS	AVG	NET BT	IN20	LG	BLK
Saxon	73	3096	42.4	34.8	7	25	59
Patriots	76	3096	40.7	34.8	7	25	59
Opp.	90	3709	41.2	34.7	6	19	58

PUNT RETURNS	NO	FC	YOS	AVG	LG	TD
T. Brown	25	9	224	9.0	19	0
Harris	23	4	201	8.7	21	0
Crittenden	2	1	37	18.5	30	0
Smith	1	0	0	0.0	0	0
Patriots	51	14	462	9.1	30	0
Opponents	34	6	313	9.2	47t	0

KICK RETURNS	NO	YOS	AVG	LG	TD
Crittenden	23	478	20.8	44	0
T. Brown	15	243	16.2	29	0
Harris	6	90	15.0	19	0
Sabb	2	0	0.0	0	0
Cook	1	8	8.0	8	0
Coates	0	0	0.0	0	0
Patriots	47	819	17.4	44	0
Opponents	44	921	20.9	42	0

Sacks:	Slade 9.0, Tippet 8.5, A. Jones 3.5, Pitts 3.0, Sabb 2.0, Williams 2.0, Agnew 1.5, Brown 1.0, Collins 1.0, Hurst 1.0, Thompson 1.0, Goad 0.5. Patriots, 34.0, Opponents, 23.0.
FIELD GOALS	1-19 20-29 30-39 40-49 50+
Sisson	1/1 8/13 3/4 2/6 0/2
Bahr	1/1 1/1 3/3 0/0 0/0
Patriots	2/2 9/12 6/7 2/6 0/2
Opp.	0/0 12/14 7/7 1/2 0/3
9 Sisson:	(-) (26G,21G,32G,28wr) (54s) (-) (37wl,29G,23G,31G) (42b) (48s,41wr,36G,25G,19G) (40G,45wl,26G) (28wr, 27G) (28G,26wl,40G) (54wl,28b) (-) (27wr).
2 Bahr:	(23G,34G) (19G) (31G,37G).
0 Opponents:	(28G) (52wr,22G,26G,23G, 38G) (52wl,24G) (53wl,42G) (-) (-) (30G) (1 27G,38G,37G) (40wl,27G,32G) (23G) (1 33G,23G) (35G) (-) (23G) (-) (29G,24G).

0 Starters: Offense:	WR Vincent Brisby (12), Ray Crittenden (1); LT Bruce Armstrong (16); LG Eugene Chung (16); C Mike Arthur (12), Bill Lewis (5); RG Rich Baldinger (15), Todd Rucci (1); RT Pat Harlow (16); TE Marv Cook (12), Ben Coates (4); WR Greg McMurtry (8), Michael Timpon (7); QB Drew Bledsoe (12), Scott Secules (4); RB Leonard Russell (15), Corey Croom (1); FB Kevin Turner (9), Sam Gash (4); 2nd TE B. Coates (6); 3rd WR R. Crittenden (1); 4 Defense: LE Mike Pitts (15), Ray Agnew (1); NT Tim Goad (15); RE John Washington (13), Brent Williams (2); LOLB Andre Tippet (16); LILB Vincent Brown (16); RILB Todd Collins (12); CB Chris Singleton (4); ROLB Dwayne Sabb (7), Chris Slade (5), Aaron Jones (1); LCB Rod Smith (7), Daryl Wren (5), Reyna Thompson (4); RCB Maurice Hurst (16); SS Corwin Brown (12), Adrian White (4); FS Harlon Barnett (12), Dion Lambert (3), Terry Ray (1).
-----------------------------	---

1993 Coaching Staff:	Dave Atkins, Offensive Backs, Romeo Crennel, Defensive Line, Al Groh, Defensive Coordinator/Linebackers, Fred Hoaglin, Offensive Line, Chris Palmer, Wide Receivers, Johnny Parker, Strength/Conditioning, Ray Perkins, Offensive Coordinator, Dante Scarnecchia, Special Assistant, Mike Sweatman, Special Teams, Bob Trott, Defensive Backs, Charlie Weis, Tight Ends.
-----------------------------	--

Pro Bowl (0)

PASSING	ATT	CMP	YARDS	CMP%	YDS/ATT	TD	TD%	INT	INT%	LG	SK/YDS	RATING
Bledsoe	429	214	2494	49.9	5.81	15	3.5	15	3.5	54t	16/99	65.0
Secules	134	75	918	56.0	6.85	2	1.5	9	6.7	82	7/28	54.3
Zolak	2	0	0	0.0	0.00	0	0.0	0	0.0	0	0/0	39.6
Turner	1	0	0	0.0	0.00	0	0.0	0	0.0	0	0/0	39.6
Patriots	566	289	3412	51.1	6.03	17	3.0	24	4.2	82	23/127	62.1
Opps.	474	280	3087	59.1	6.51	20	4.2	13	2.7	56	34/242	81.1

1994 FINAL OFFENSIVE STATISTICS (10-6)

Head Coach: Bill Parcells (10-6) • Second in AFC-East • Home Stadium: Foxboro Stadium

DATE	W/L	SCORE	OPPONENT	ATTENDANCE
9/04	L	35-39	at Miami	69,613
9/11	L	35-38	Buffalo	60,274
9/18	W	31-28	at Cincinnati	46,640
9/25	W	23-17	at Detroit	59,618
10/02	W	17-16	Green Bay	57,522
10/09	L	17-21	L.A. Raiders	59,889
10/16	L	17-24	at N.Y. Jets	71,123
10/23			BYE WEEK	
10/30	L	3-23	Miami	59,167
11/06	L	6-13	at Cleveland	73,878
11/13	W	26-20	Minnesota OT	58,382
11/20	W	23-17	San Diego	59,690
11/27	W	12-10	at Indianapolis	43,839
12/04	W	24-13	N.Y. Jets	60,138
12/11	W	28-13	Indianapolis	57,656
12/18	W	41-17	at Buffalo	56,784
12/24	W	13-3	at Chicago	60,178
AFC PLAYOFFS				
1/1/95	L	13-20	at Cleveland	77,452

Team Statistics

TOTAL FIRST DOWNS	348	280
By Rushing	83	86
By Passing	243	173
By Penalty	22	21
Third Down: Md/Att.	106/257	72/215
Third Down: Eff.	41.2	33.5
Fourth Down: Md/Att.	18/35	6/16
Fourth Down: Eff.	51.4	37.5
POSSESSION AVG.	32.08	27.52
TOTAL NET YARDS	5776	5207
Avg. per Game	361.0	325.4
Total Offensive Plays	1199	1006
Avg. per Play	4.8	5.2
NET YARDS RUSHING	1332	1760
Total Rushing Plays	478	422
Avg. per Game	83.3	110.0
NET YARDS PASSING	4444	3447
Avg. per Game	277.8	215.4
Sacked/Yards Lost	22/139	39/290
Gross Yards Passing	4583	3737
Att./Completions	699/405	545/298
Completion Pct.	57.9	54.7
Had Intercepted	27	22
PUNTS/AVERAGE	69/41.2	83/40.2
NET PUNTING AVG.	35.7	34.6
PENALTIES/YARDS	78/597	111/795
FUMBLES/BALLS LOST	28/11	34/18
TOUCHDOWNS	39	36
Rushing	12	11
Passing	25	21
Returns	2	4

SCORING	TD	Ru	Pa	Rt	PAT	FG	S	TP
Bahr	0	0	0	0	36/36	27/34	0	117
Butts	8	8	0	0	0	0	0	48
Coates	7	0	7	0	0	0	0	42
Thompson	7	2	5	0	0	0	0	42
Brisby	5	0	5	0	0	0	0	30
Crittenden	3	0	3	0	0	0	0	18
Timpson	3	0	3	0	0	0	0	18
Turner	3	1	2	0	0	0	0	18
Reynolds	2	0	0	2	0	0	0	12
Thomas	1	1	0	0	0	0	0	6
O'Neill	0	0	0	0	0	0	0	0
PATRIOTS	39	12	25	2	36/36	27/35	0	351
Opponent	36	11	21	4	32/33	20/25	0	312

2-PL Conversions: Patriots 0-2, Opp. 2-3.

RUSHING	NO	YDS	AVG	LG
Butts	243	703	2.9	26
Thompson	102	312	3.1	13
Turner	36	111	3.1	13
Gash	30	86	2.9	10
Thomas	19	67	3.5	13
Bledsoe	44	40	0.9	7
Timpson	2	14	7.0	10
Coates	1	0	0.0	0
Zolak	1	-1	-1.0	-1
Patriots	478	1332	2.8	26
Opponents	422	1760	4.2	52

RECEIVING	NO	YDS	AVG	LG
Coates	96	1174	12.2	62†
Timpson	74	941	12.7	37
Thompson	65	465	7.2	27†
Brisby	58	904	15.6	43
Turner	52	471	9.1	32
Crittenden	28	379	13.5	32
Burke	9	86	9.6	17
Gash	9	61	6.8	19
Butts	9	54	6.0	15
Hawkins	2	22	11.0	14
Thomas	2	15	7.5	9
Harris	1	11	11.0	11
Patriots	405	4583	11.3	62†
Opponents	298	3737	12.5	65†

INTERCEPTIONS	NO	YDS	AVG	LG
Hurst	7	68	9.7	24
H. Barnett	3	51	17.0	24
V. Brown	3	22	7.3	12
Guyton	2	18	9.0	15
Smith	2	10	5.0	10
Sabb	2	6	3.0	5
Whigham	1	21	21.0	21
Reynolds	1	11	11.0	11†
Ray	1	2	2.0	2
Patriots	22	209	9.5	24
Opponents	27	252	9.3	90†

PUNTING	NO	YDS	AVG	NET	TB	IN20	LG	BLK
O'Neill	69	2841	41.2	35.7	6	25	67	0
Patriots	69	2841	41.2	35.7	6	25	67	0
Opp.	83	3333	40.2	34.6	4	21	53	0

PUNT RETURNS	NO	FC	YDS	AVG	LG
T. Brown	24	10	202	8.4	38
Crittenden	19	6	155	8.2	26
Harris	3	0	26	8.7	12
Patriots	46	16	383	8.3	38
Opponents	34	9	260	7.6	30

KICK RETURNS	NO	YDS	AVG	LG
Crittenden	24	460	19.2	36
Thompson	18	376	20.9	30
Croom	10	172	17.2	24
Burke	3	11	3.7	6
Thomas	3	40	13.3	16
T. Brown	1	14	14.0	14
DeOssie	1	14	14.0	14
Gash	1	9	9.0	9
Guyton	1	-1	-1.0	-1
Timpson	1	28	28.0	28
Patriots	63	1123	17.8	36
Opponents	63	1375	21.8	80†

Sacks: Slade 9.5, M. Jones 6.0, McGinest 4.5, A. Jones 4.0, Sabb, 3.5, Goad 3.0, Hurst 2.0, Reynolds 2.0, V. Brown 1.5, T. Barnett 1.0, Pitts 1.0, Agnew 0.5, Smith 0.5. Patriots 39.0, Opponents 22.0.

FIELD GOALS	1-19	20-29	30-39	40-49	50+
Bahr	0/0	14/14	9/12	4/8	0/0
O'Neill	0/0	0/0	0/0	0/1	0/0
Patriots	0/0	14/14	9/12	4/9	0/0
Opp.	0/0	5/5	5/8	8/10	2/2

Bahr: (-) (-) (43G, 24G,28G, 35G) (20G,28G,21G) (48s, 32wl,33G) (24G) (40G) (48G)(20G,39G) (38G,39wl, 23G)(44wr,39G, 548wl,38G,23G) (22G, 37G,25G,42G) (33G) (536wl) (33G,20G) (29G,22G,46wl).

O'Neill: (-) (-) (-) (-) (-) (-) (47s) (-) (-) (-) (-) (-) (-) (-) (-).

Opponents: (42G) (32G) (-) (27G) (27G) (-) (32wl,37G) (44G,50G,48G) (33G,41G) (40G,33G) (48s,34G) (42wr,50G) (46G, 26G) (27G,47G) (24G) (44G,38G,36wl).

Starters: Offense: WR Vincent Brisby (11), Ray Crittenden (1); LT Bruce Armstrong (16); LG Bob Kratch (16); C Mike Arthur (11), Mike Gisler (5); RG Todd Rucci (10), Doug Skene (6); RT Pat Harlow (16); TE Ben Coates (16); WR Michael Timpson (14), R. Crittenden (1); QB Drew Bledsoe (16); RB Marion Butts (15), Leroy Thompson (1); FB Kevin Turner (9), Sam Gash (6); 2nd TE John Burke (6).

Defense: LE Mike Pitts (16); NT Tim Goad (13), Ray Agnew (3); RE Mike Jones (16); LOLB Dwayne Sabb (8), Willie McGinest (7); LILB Vincent Brown (16); RILB Todd Collins (7), David Bavaro (5); Marty Moore (4); ROLB Chris Slade (16); LCB Ricky Reynolds (10), Rod Smith (6); RCB Maurice Hurst (16); SS Harlon Barnett (16); FS Myron Guyton (16); 5th DB R. Smith (1).

1994 Coaching Staff: Maurice Carthon, Offensive Assistant, Romeo Crennel, Defensive Line, Al Groh, Defensive Coordinator/Linebackers, Fred Hoaglin, Offensive Line, Chris Palmer, Wide Receivers, Johnny Parker, Strength/ Conditioning, Ray Perkins, Offensive Coordinator, Mike Pope, Running Backs, Dante Scarnechia, Special Assistant, Mike Sweatman, Special Teams, Bob Trott, Defensive Backs, Charlie Weis, Tight Ends.

Pro Bowl (3): T. Bruce Armstrong (3), QB Drew Bledsoe (1), TE Ben Coates (1).

PASSING	ATT	CMP	YARDS	CMP%	YDS/ATT	TD	TD%	INT	INT%	LG	SK/YDS	RATING
Bledsoe	691	400	4555	57.9	6.59	25	3.6	27	3.9	62†	22/139	73.6
Zolak	8	5	28	62.5	3.50	0	0.0	0	0.0	13	0/0	68.8
Patriots	699	405	4583	57.9	6.56	25	3.6	27	3.9	62†	22/139	73.5
Opps.	485	298	3737	54.7	6.86	21	3.9	22	4.0	65†	39/290	72.2

1995 FINAL OFFENSIVE STATISTICS (6-10)

Head Coach: Bill Parcells (6-10) • Fourth in AFC-East • Home Stadium: Foxboro Stadium

DATE	W/L	SCORE	OPPONENT	ATTENDANCE
9/03	W	17-14	Cleveland	60,126
9/10	L	3-20	Miami	60,239
9/17	L	3-28	at San Francisco	66,179
9/24			BYE WEEK	
10/01	L	17-30	at Atlanta	47,114
10/08	L	3-37	Denver	60,074
10/15	L	26-31	at Kansas City	77,992
10/23	W	27-14	Buffalo	60,203
10/29	L	17-20	Carolina OT	60,064
11/05	W	20-7	at N.Y. Jets	61,462
11/12	W	34-17	at Miami	70,339
11/19	L	10-24	Indianapolis	59,544
11/26	W	35-25	at Buffalo	69,384
12/03	L	17-31	New Orleans	59,876
12/10	W	31-28	N.Y. Jets	46,617
12/16	L	27-41	at Pittsburgh	57,158
12/23	L	7-10	at Indianapolis	54,685

Team Statistics

	PATS	OPP
TOTAL FIRST DOWNS	335	308
Rushing	106	106
Passing	207	181
Penalty	22	21
3rd Down: Made/Att.	99/260	80/215
3rd Down %	38.1	37.2
4th Down: Made/Att.	17/39	7/13
4th Down %	43.6	53.8
POSSESSION AVG.	29:33	30:27
TOTAL NET YARDS	5,457	5,764
Avg. Per Game	341.1	360.3
Total Plays	1,187	1,034
Avg. Per Play	4.6	5.6
NET YARDS RUSHING	1,866	1,878
Avg. Per Game	116.6	117.4
Total Rushes	474	448
NET YARDS PASSING	3,591	3,886
Avg. Per Game	224.4	242.9
Sacked/Yds Lost	27/198	37/221
Gross Yards	3,789	4,107
Att./Completions	686/351	549/342
Completion Pct.	51.2	62.3
Had Intercepted	16	15
PUNTS / AVERAGE	79/39.2	86/38.8
NET PUNTING AVG.	79/32.9	86/32.0
PENALTIES/YARDS	84/676	104/816
FUMBLES/BALLS LOST	32/20	24/14
TOUCHDOWNS	32	44
Rushing	16	12
Passing	14	29
Returns	2	3
Score by Periods	1 2 3 4 OT Total	
PATRIOTS	49 84 59 102 - 294	
Opponents	60 143 72 99 3 377	

SCORING	TD	Ru	Pa	Rt	PAT	FG	S	TP
Bahr	0	0	0	0	27/27	23/33	0	96
Martin	15	14	1	0	0/0	0/0	0	92
Coates	6	0	6	0	0/0	0/0	0	96
Brisby	3	0	3	0	0/0	0/0	0	18
Meggett	2	2	0	0	0/0	0/0	0	16
Graham	2	0	2	0	0/0	0/0	0	12
Brown, T.	1	0	1	0	0/0	0/0	0	6
Gash	1	0	1	0	0/0	0/0	0	6
Moore, W.	1	0	1	0	0/0	0/0	0	6
Slade	1	0	0	1	0/0	0/0	0	6
PATRIOTS	32	16	14	2	27/27	23/33	0	294
Opponent	44	12	29	3	40/41	23/32	0	377

2-Pt. Conversions: Meggett 2, Martin. Patriots 3-5, Opp. 2-3.

RUSHING	NO	YDS	AVG	LG	TD
Martin	368	1,487	4.0	49	14
Meggett	60	250	4.2	25	2
Croom	13	54	4.2	12	0
Bledsoe	20	28	1.4	15	0
Gash	8	24	3.0	9	0
Zolak	4	19	4.8	12	0
Lee	1	4	4.0	4	0
Patriots	474	1,866	3.9	49	16
Opponents	448	1,878	4.2	66	12

RECEIVING	NO	YDS	AVG	LG	TD
Coates	84	915	10.9	35	6
Brisby	66	974	14.8	72	3
Meggett	52	334	6.4	19	0
Moore, W.	43	502	11.7	33	1
Martin	30	261	8.7	27	1
Gash	26	242	9.3	30	1
Burke	15	136	9.1	21	0
Brown, T.	14	159	11.4	31	0
Graham	10	156	15.6	37	2
Lee	8	107	13.4	33	0
Croom	1	8	8.0	8	0
Grant	1	4	4.0	4	0
Bledsoe	1	-9	-9.0	-9	0
Patriots	351	3,789	10.8	72	14
Opponents	342	4,107	12.0	70	19

INTERCEPTIONS	NO	YDS	AVG	LG	TD
Brown, V.	4	1	0.3	1	0
Guyton	3	68	22.7	45	0
Law	3	47	15.7	38	0
Reynolds	3	6	2.0	4	0
Ray	1	21	21.0	21	0
Hurst	1	0	0.0	0	0
Patriots	15	143	9.5	45	0
Opponents	16	161	10.1	69	1

PUNTING	NO	YDS	AVG	NET TB	IN20	LG	BLK
O'Neill	41	1514	36.9	31.2	3	14	57
Wagner	37	1557	42.1	35.4	4	13	57
Bahr	1	29	29.0	9.0	1	0	29
Patriots	79	3100	39.2	32.9	8	27	57
Opp.	86	3339	38.8	32.0	11	21	64

PUNT RETURNS	NO	FC	YDS	AVG	LG	TD
Meggett	45	17	383	8.5	23	0
Patriots	45	17	383	8.5	23	0
Opponents	40	11	342	8.6	42	0

KICK RETURNS	NO	YDS	AVG	LG	TD
Meggett	38	964	25.4	62	0
Brown, T.	31	672	21.7	38	0
Gisler	2	19	9.5	11	0
Lee	1	14	14.0	14	0
Frisch	1	8	8.0	8	0
Burke	1	7	7.0	7	0
Grant	1	7	7.0	7	0
Patriots	75	1,691	22.5	62	0
Opponents	67	1,405	21.0	58	0

PASSING	ATT	CMP	YARDS	CMP%	YDS/ATT	TD	TD%	INT	INT%	LG	SK/YDS	RATING
Bledsoe	636	323	3,507	50.8	5.51	13	2.0	16	2.5	47	23/170	63.7
Zolak	49	28	282	57.1	5.76	1	2.0	0	0.0	72	4/28	80.5
Meggett	1	0	0	0.0	0.00	0	0.0	0	0.0	0	0/0	39.6
Patriots	686	351	3,789	51.2	5.52	14	2.0	16	2.3	72	27/198	64.8
Opps.	549	342	4,107	62.3	7.48	29	5.3	15	2.7	70	37/221	91.4

1996 FINAL OFFENSIVE STATISTICS (11-5)

Head Coach: Bill Parcells (11-5) • First in AFC-East • Home Stadium: Foxboro Stadium

DATE	W/L	SCORE	OPPONENT	ATTENDANCE
09/01	L	10-24	at Miami	71,542
09/08	L	10-17	at Buffalo	78,104
09/15	W	31-0	Arizona	59,118
09/22	W	28-25	Jacksonville OT	59,446
09/29			BYE WEEK	
10/06	W	46-39	at Baltimore	63,569
10/13	L	22-27	Washington	59,638
10/20	W	27-9	at Indianapolis	58,725
10/27	W	28-25	Buffalo	58,858
11/03	W	42-23	at Miami	58,942
11/10	W	31-27	at N.Y. Jets	61,715
11/17	L	8-34	Denver	59,452
11/24	W	27-13	Indianapolis	58,226
12/01	W	45-7	at San Diego	59,209
12/08	W	34-10	N.Y. Jets	54,621
12/15	L	6-12	Dallas	64,878
12/21	W	23-22	at N.Y. Giants	65,387
AFC PLAYOFFS				
1/5/97	W	28-3	Pittsburgh	60,188
1/12/97	W	20-6	Jacksonville	60,190
SUPER BOWL XXXI				
1/26/97	L	21-35	Green Bay	72,301

Team Statistics

	PATS	OPP
TOTAL FIRST DOWNS	339	305
Rushing	103	102
Passing	206	178
Penalty	30	25
3rd Down: Made/Att	84/228	82/228
3rd Down Pct.	36.8	36.0
4th Down: Made/Att	19/34	12/22
4th Down Pct.	55.9	54.5
POSSESSION AVG.	30:11	29:49
TOTAL NET YARDS	5369	5305
Avg. Per Game	335.6	331.6
Total Plays	1085	1063
Avg. Per Play	4.9	5.0
NET YARDS RUSHING	1468	1502
Avg. Per Game	91.8	93.9
Total Rushes	427	434
NET YARDS PASSING	3901	3803
Avg. Per Game	243.8	237.7
Sacked/Yards Lost	30/190	32/252
Gross Yards	4091	4055
Att./Completions	628/374	596/322
Completion Pct.	59.6	54.0
Had Intercepted	15	23
PUNTS/AVERAGE	64/43.2	82/42.5
NET PUNTING AVG.	64/35.8	82/33.6
PENALTIES/YARDS	97/716	139/1189
FUMBLES/BALL LOST	25/12	23/11
TOUCHDOWNS	48	34
Rushing	15	14
Passing	27	17
Returns	6	3

Score by Periods	1	2	3	4	OT	Total
Patriots	79	123	108	105	3	418
Opponents	59	105	75	74	-	313

SCORING	TO	Ru	Pa	Rt	PAT	FG	S	TP
Vinatieri	0	0	0	0	39/42	27/35	0	120
Martin	17	14	3	0	0	0	0	104
Coates	9	9	0	0	0	0	0	56
Glenn	6	0	6	0	0	0	0	36
Jefferson	4	0	4	0	0	0	0	24
Byars LG	2	0	2	0	0	0	0	14
Byars TM	2	0	2	0	0	0	0	14
Gash	2	0	2	0	0	0	0	14
McGinest	2	0	0	2	0	0	0	12
Bartrum	1	0	1	0	0	0	0	6
C. Brown	1	0	0	1	0	0	0	6
Bruschi	1	0	0	1	0	0	0	6
Grier	1	1	0	0	0	0	0	6
Law	1	0	0	1	0	0	0	6
McGgett	1	0	0	1	0	0	0	6
Team	48	15	27	6	39/42	27/35	1	418
Opponent	34	14	17	3	28/28	23/29	1	313

PASSING	ATT	CMP	YARDS	CMP%	YDS/ATT	TD	INT	LG	RATING
Bledsoe	623	373	4086	59.9	6.56	27	4.3	84	83.7
Tupa	2	0	0	0.0	0.00	0	0.0	0	39.6
Grier	1	0	0	0.0	0.00	0	0.0	0	39.6
McGgett	1	0	0	0.0	0.00	0	0.0	0	39.6
Zolak	1	1	5	100.0	5.00	0	0.0	5	87.5
Team	628	374	4091	59.6	6.51	27	4.3	84	83.2
Opps.	596	322	4055	54.0	6.80	17	2.9	63	68.9

2-PL. Conversions: Byars, Coates, Gash, Martin, Team 4-6, Opponents 5-6

RUSHING	NO	YDS	AVG	LG	TD
Martin	316	1152	3.6	57	14
McGgett	40	122	3.1	12	0
Grier	27	105	3.9	26	1
Glenn	5	42	8.4	26	0
Bledsoe	24	27	1.1	8	0
Gash	8	15	1.9	3	0
Jefferson	1	6	6.0	6	0
Byars LG	2	2	1.0	3	0
Byars TM	2	2	1.0	3	0
Zolak	4	-3	-0.7	0	0
Team	427	1468	3.4	57	15
Opponents	434	1502	3.5	36	14

RECEIVING	NO	YDS	AVG	LG	TD
Glenn	90	1132	12.6	37	6
Coates	62	682	11.0	84	9
Jefferson	50	771	15.4	42	4
Martin	46	333	7.2	41	4
McGgett	33	292	8.8	26	0
Gash	33	276	8.4	28	2
Byars LG	32	289	9.0	27	2
Byars TM	27	249	9.2	27	2
T. Brown	21	222	10.6	38	0
Graham	5	64	12.8	23	0
W. Moore	3	37	12.3	16	0
Burke	1	19	19.0	19	0
Grier	1	8	8.0	8	0
Jells	1	5	5.0	5	0
Bartrum	1	1	1.0	1	0
Team	374	4091	10.9	84	27
Opponents	322	4055	12.6	63	17

INTERCEPTIONS	NO	YDS	AVG	LG	TD
Clay	4	50	12.5	35	0
Law	3	45	15.0	38	1
Smith LG	2	20	10.0	11	0
Smith TM	2	20	10.0	11	0
Hitchcock	2	14	7.0	14	0
Millroy	2	14	7.0	14	0
Henderson	2	7	3.5	7	0
Reynolds	2	7	3.5	7	0
McGinest	1	46	46.0	46	1
Ray	1	43	43.0	43	0
Collins	1	7	7.0	7	0
Slade	1	2	2.0	2	0
Johnson	1	0	0.0	0	0
Sabb	1	0	0.0	0	0
Team	23	255	11.1	46	1
Opponents	15	191	12.7	60	2

PUNTING	NO	YDS	AVG	NET TB	IN20	LG	BLK
Tupa	63	2739	43.5	36.0	7	14	62
Vinatieri	1	27	27.0	27.0	0	1	27
Team	64	2766	43.2	35.8	7	15	62
Opp.	82	3483	42.5	33.6	7	18	58

PUNT RETURNS	NO	FC	YDS	AVG	LG	TD
McGgett	52	9	588	11.3	60	1
Team	52	9	588	11.3	60	1
Opponents	34	8	334	9.8	36	0

KICK RETURNS	NO	YDS	AVG	LG	TD
McGgett	34	781	23.0	54	0
T. Brown	29	634	21.9	51	0
Gisler	1	9	9.0	9	0
Team	64	1424	22.3	54	0
Opponents	81	1683	20.8	70	0

Sacks: McGinest 9.5, Slade 7.0, Bruschi 4.0, Sagapolutele 3.0, Jones 2.0, Eaton 1.0, Milloy 1.0, Ray 1.0, Smith 1.0, Wheeler 1.0, Wyman 1.0, Collons 0.5, McGruder 0.5, Sabb 0.5. Patriots 33.0, Opponents 30.0

FIELD GOALS	1-19	20-29	30-39	40-49	50+
Vinatieri	1/1	9/10	8/8	8/14	1/2
Team	1/1	9/10	8/8	8/14	1/2
Opp.	0/0	10/10	10/11	2/6	1/2

Vinatieri: (25G) (42G, 45N, 25N, 47B) (47N, 31G) (23G, 30G, 29G, 44N, 41G, 40G) (22G, 35G, 50G) (24G, 35G, 29G, 43N) (44G, 36G) (40G, 32G, 54N) (30G) (40N) (26G, 22G) (47G) (19G, 41G) (21G, 30G) (40G)

Opponents: (34G) (33G, 37N) (42N, 27G) (42G, 48N, 24G) (21G, 35G, 38G) (33G) (45N, 39G) (48N, 26G, 32G) (52N, 28G, 47G) (42G, 50G) (1) (27G) (23G, 36G, 35G, 29G) (30G, 27G)

Starters: Offense: WR Shawn Jefferson (15), O Dietrich Jells (1); LT Bruce Armstrong (16); LG O William Roberts (16); C Dave Wohlabaugh (16); RG Todd Rucci (12), Bob Kratch (4); RT Max O Lane (16); TE Ben Coates (15), John Burke (1); WR Terry Glenn (15), Will Moore (1); QB Drew Bledsoe (16); RB Curtis Martin (15), David McGgett (1); FB Sam Gash (9), Keith Byars (1); 3rd TE K. Byars (4), J. Burke (1).

Defense: LE Mike Jones (7), Ferric Collons (4), Willie McGinest (3), Chris Slade (2); LDT Mark Wheeler (14), M. Jones (2); RDT Pio Sagapolutele (10), Devin Wyman (4), F. Collons (1), M. Wheeler (1); RE W. McGinest (13), Mike O Jones (3); LLB Todd Collins (5), Monty Brown (4), C. Slade (4), Dwayne Sabb (2); MLB Ted O Johnson (15); RLB D. Sabb (5), T. Collins (4); M. Brown (3), C. Slade (3); LCB Ty Law (12), R. Reynolds (4); RCB Jimmy Hitchcock (5), R. Reynolds (5), Otis Smith (5), Willie Clay (1); SS Terry Ray (7), Lawyer Milloy (8); FS W. Clay (15), L. Milloy (1).

1996 Coaching Staff: Bill Belichick, Assistant O Head Coach/Secondary, Maurice Carthon, 2 Running Backs, Romeo Crennel, Defensive Line, Al Groh, Defensive Coordinator/Linebackers, Fred Hoaglin, Offensive Line, Chris Palmer, Quarterbacks, Johnny Parker, Strength/Conditioning, Ray Perkins, Offensive Coordinator, Mike Pope, Tight Ends, Dante Scarneccia, Defensive Asst./LB's, Mike Sweatman, Special Teams, Charlie Weiss, Running Backs.

Pro Bowl (6): TE Bruce Armstrong (5), QB Drew Bledsoe (2), TE Ben Coates (3), RB Curtis Martin (2), RE Willie McGinest (1), KR David McGgett (1).

1997 FINAL OFFENSIVE STATISTICS (10-6)

Head Coach: Pete Carroll (10-6) • First in AFC-East • Home Stadium: Foxboro Stadium

DATE	W/L	SCORE	OPPONENT	ATTENDANCE
08/31	W	41-7	San Diego	60,190
09/07	W	31-6	at Indianapolis	53,632
09/14	W	27-24	N.Y. Jets OT	60,072
09/21	W	31-3	Chicago	59,873
09/28			BYE WEEK	
10/06	L	13-34	at Denver	75,821
10/12	W	33-6	Buffalo	69,802
10/19	L	19-24	at N.Y. Jets	71,061
10/27	L	10-28	Green Bay	59,972
11/02	L	18-23	at Minnesota	62,917
11/09	W	31-10	at Buffalo	65,783
11/16	L	7-27	at Tampa Bay	70,479
11/23	W	27-24	Miami	59,002
11/30	W	20-17	Indianapolis	58,507
12/07	W	26-20	at Jacksonville	73,446
12/13	L	21-24	Pittsburgh OT	60,013
12/22	W	14-12	at Miami	74,379
AFC PLAYOFFS				
12/28	W	17-3	Miami	60,041
1/3/98	L	6-7	at Pittsburgh	61,228

Team Statistics

	PATS	OPP
TOTAL FIRST DOWNS	267	322
Rushing	71	114
Passing	173	183
Penalty	23	25
3rd Down: Made/Att	88/218	90/233
3rd Down Pct.	40.4	38.6
4th Down: Made/Att	3/13	16/30
4th Down Pct.	23.1	53.3
POSSESSION AVG.	28:08	31:52
TOTAL NET YARDS	5014	5085
Avg. Per Game	313.4	317.8
Total Plays	960	1100
Avg. Per Play	5.2	4.6
NET YARDS RUSHING	1464	1616
Avg. Per Game	91.5	101.0
Total Rushes	398	436
NET YARDS PASSING	3550	3469
Avg. Per Game	221.9	216.8
Sacked/Yards Lost	30/258	45/303
Gross Yards	3808	3772
Att./Completions	532/321	619/368
Completion Pct.	60.3	59.5
Had Intercepted	15	19
PUNTS/AVERAGE	79/45.2	74/44.4
NET PUNTING AVG.	79/36.1	74/36.5
PENALTIES/YARDS	99/845	106/763
FUMBLES/BALL LOST	17/7	29/13
TOUCHDOWNS	42	33
Rushing	6	16
Passing	31	14
Returns	5	3

Score by Periods	1	2	3	4	OT	Total
Patriots	82	126	61	97	3	369
Opponents	60	39	89	98	3	289

SCORING	TD	Ru	Pa	Rt	PAT	FG	S	TP
Vinatieri	0	0	0	0	40/40	25/29	0	115
Coates	8	0	8	0	0	0	0	48
Brown	6	0	6	0	0	0	0	36
Martin	5	4	1	0	0	0	0	30
Byars	3	0	3	0	0	0	0	18
Gash	3	0	3	0	0	0	0	18
Purnell	3	0	3	0	0	0	0	18
Brisby	2	0	2	0	0	0	0	12
Glenn	2	0	2	0	0	0	0	12
Jefferson	2	0	2	0	0	0	0	12
Meggett	2	0	2	0	0	0	0	12
Clay	1	0	1	0	0	0	0	6
Cullors	1	0	1	0	0	0	0	6
Grier	1	1	0	0	0	0	0	6
Hitchcock	1	0	0	1	0	0	0	6
Slade	1	0	0	1	0	0	0	6
Whigham	1	0	0	1	0	0	0	6
Team	42	6	31	5	40/40	25/29	1	369
Opponent	33	16	14	3	29/29	20/29	0	289

2-Pt. Conversions: Team 0-2, Opponents 1-4

PASSING	ATT	CMP	YARDS	CMP%	YDS/ATT	TD	TD%	INT	INT%	LG	SK/YDS	RATING
Bledsoe	522	314	3706	60.2	7.10	28	5.4	15	2.9	76	30/258	87.7
Zolak	9	6	67	66.7	7.44	2	22.2	0	0.0	20t	0/0	128.2
Meggett	1	1	35	100.0	35.0	1	100.0	0	0.0	35t	0/0	158.3
Team	532	321	3808	60.3	7.16	31	5.8	15	2.8	76	30/258	89.9
Opps.	619	368	3772	59.5	6.09	14	2.3	19	3.1	51	45/303	71.8

RUSHING	NO	YDS	AVG	LG	TD
Martin	274	1160	4.2	70t	4
Cullors	22	101	4.6	24	0
Grier	33	75	2.3	12	1
Meggett	20	60	3.0	10	1
Bledsoe	28	55	2.0	8	0
Byars	11	24	2.2	5	0
Gash	6	10	1.7	4	0
Zolak	3	-3	-1.0	-1	0
Brown	1	-18	-18.0	-18	0
Team	398	1464	3.7	70t	6
Opponents	436	1616	3.7	34	16

RECEIVING	No	Yds	Avg	Lg	TD
Coates	66	737	11.2	35	8
Jefferson	54	841	15.6	76	2
Brown	41	607	14.8	67	6
Martin	41	296	7.2	22	1
Glenn	27	431	16.0	50	2
Brisby	23	276	12.0	31	2
Gash	22	154	7.0	19	3
Byars	20	189	9.5	51	3
Meggett	19	203	10.7	49t	1
Purnell	5	57	11.4	20t	3
Cullors	2	8	4.0	6	0
Jells	1	9	9.0	9	0
Team	321	3808	11.9	76	31
Opponents	368	3772	10.3	51	14

INTERCEPTIONS	NO	YDS	AVG	LG	TD
Clay	6	109	18.2	53t	1
Law	3	70	23.3	40	0
Milloy	3	15	5.0	15	0
Hitchcock	2	104	52.0	100t	0
Whigham	2	60	30.0	60t	1
Moore	2	7	3.5	7	0
Slade	1	1	1.0	1t	1
Team	19	366	19.3	100t	4
Opponents	15	213	14.2	45	2

PUNTING	No	Yds	Avg	Net TB	In20	Lg	Blk
Tupa	78	3569	45.8	36.114	24	73	1
Team	78	3569	45.8	36.114	24	73	1
Opp.	74	3288	44.4	36.5	6	17	6

PUNT RETURNS	NO	FC	YDS	AVG	LG	TD
Meggett	45	8	467	10.4	47	0
Team	45	8	467	10.4	47	0
Opponents	38	11	437	11.5	26	0

KICK RETURNS	No	Yds	Avg	Lg	TD
Meggett	33	816	24.7	61	0
Cullors	15	386	25.7	86t	1
Canty	4	115	28.8	63	0
Coates	1	20	20.0	20	0
Team	53	1337	26.2	86t	1
Opponents	75	1651	22.0	92t	1

Sacks: Slade 9.0, Thomas 7.0, Bruschi 4.0, Johnson 4.0, Jones 4.0, Wheeler 4.0, Canty 2.0, McGinest 2.0, Whigham 2.0, Collins 1.5, Eaton 1.0, Israel 1.0, McGruder 1.0, Law 0.5; Patriots 45.0, Opponents 30.0.

FIELD GOALS	1-19	20-29	30-39	40-49	50+
Vinatieri	0/0	11/11	7/9	6/8	1/1
Team	0/0	11/11	7/9	6/8	1/1
Opp.	0/0	7/8	7/10	5/8	1/3

Vinatieri: (21G, 26G) (21G) (33G,34G) (27G) (26G,49G) (20G,23G,41G,52G) (24G) (38G) (22G,25G) (42G,42N, 45N) (1) (36G,27G,30N) (36G,48G) (44G,41G, 33G,39G,32N) (1) (1)

Opponents: (1) (45G,38G) (27G,29B) (38G) (21G,48N,33G) (34N) (35N,35G,68N,36N) (1) (24G,23G,41G) (23G) (44G,44G) (25G) (24G,42N) (44N) (36G,34G,31G) (50G,41G,51N)

Starters: Offense: WR Shawn Jefferson (14); LT 3 Bruce Armstrong (16); LG Max Lane (15), Heath 0 Irwin (1); C Dave Wohlbaugh (14), Mike Gislis 0 (2); RG Todd Rucci (16); RT Zefross Moss (15), M. Lane (1); TE Ben Coates (16); QB Drew Bledsoe (16); RB Curtis Martin (13), David Meggett (2), Derrick Cullors; FB Keith Byars (8), Sam Gash (5); 3rd WR Vincent Brisby (3); 2nd 1 TE Lovett Purnell (2).

Defense: LE Chris Sullivan (7), Ferric Collons 0 (5), Mike Jones (4); LDT Mark Wheeler (14), 1 Chad Eaton (1), M. Jones (1); RDT Henry 1 Thomas (16); RE Willie McGinest (11), C. 0 Sullivan (3), M. Jones (2); LLB Chris Slade (16); 1 MLB Ted Johnson (16); RB Todd Collins (15), 4 Tedy Bruschi (1); LCB Ty Law (16); RCB Jimmy 1 Hitchcock (15), Chris Canty (1); SS Lawyer Milloy (16); FS Willie Clay (16).

1997 Coaching Staff: Paul Boudreau, Offensive Line, Jeff Davidson, Tight Ends, Ray Hamilton, Defensive Line, Larry Kennan, Offensive Coordinator, Ron Lynn, Defensive Backs, Johnny Parker, Strength/ Conditioning, Andre Patterson, Defensive Assistant, Bo Pelini, 0 Linebackers, Dante Scarnechia, Special Teams, 0 Steve Sidwell, Defensive Coordinator, Carl Smith, Asst. Head Coach/Quarterbacks, Steve Walters, Wide Receivers, Kirby Wilson, Running Backs.

Pro Bowl (5): T Bruce Armstrong (6), QB Drew 0 Bledsoe (3), TE Ben Coates (4), LB Chris Slade 1 (1), SpT Larry Whigham (1).

1999 FINAL OFFENSIVE STATISTICS (8-8)

Head Coach: Pete Carroll (8-8) • Tied for Fourth in AFC-East • Home Stadium: Foxboro Stadium

DATE	W/L	SCORE	OPPONENT	ATTENDANCE
09/12	W	30-28	at N.Y. Jets	78,227
09/19	W	31-28	Indianapolis	59,640
09/26	W	16-14	N.Y. Giants	59,169
10/03	W	19-7	at Cleveland	72,368
10/10	L	14-16	at Kansas City	78,386
10/17	L	30-31	at Miami	60,006
10/24	W	24-23	Denver	60,011
10/31	W	27-3	at Arizona	55,830
11/07			BYE WEEK	
11/15	L	17-24	N.Y. Jets	59,077
11/21	L	17-27	at Miami	74,295
11/28	L	7-17	at Buffalo	72,111
12/05	W	13-6	Dallas	58,444
12/12	L	15-20	at Indianapolis	56,975
12/19	L	9-24	at Philadelphia	65,475
12/26	L	10-13	Buffalo OT	55,014
1/02/00	W	20-3	Baltimore	50,263

Team Statistics

	PATS	OPP
TOTAL FIRST DOWNS	280	281
Rushing	72	106
Passing	164	154
Penalty	24	21
3rd Down: Made/Att	79/223	81/231
3rd Down Pct.	35.4	35.1
4th Down: Made/Att	4/13	5/18
4th Down Pct.	30.8	27.8
POSSESSION AVG.	28:49	31:11
TOTAL NET YARDS	5062	4808
Avg. Per Game	316.4	300.5
Total Plays	1021	1048
Avg. Per Play	5.0	4.6
NET YARDS RUSHING	1426	1795
Avg. Per Game	89.1	112.2
Total Rushes	425	486
NET YARDS PASSING	3636	3013
Avg. Per Game	227.3	188.3
Sacked/Yards Lost	56/349	42/268
Gross Yards	3985	3281
Att./Completions	540/305	520/293
Completion Pct.	56.5	56.3
Had Intercepted	21	16
PUNTS/AVERAGE	90/41.5	95/41.2
NET PUNTING AVG.	90/34.6	95/33.7
PENALTIES/YARDS	95/812	102/775
FUMBLES/BALL LOST	27/32	30/30
TOUCHDOWNS	32	30
Rushing	9	6
Passing	19	23
Returns	4	1

Score by Periods	1	2	3	4	OT	Total
TEAM	61	84	67	87	0	299
OPPONENTS	70	101	56	54	3	284

SCORING	Td	Ru	Pa	Rt	PAT	FG	S	TP
Vinatieri	0	0	0	0	29/30	26/33	0	107
Allen	9	8	1	0	0	0	0	54
Jefferson	6	0	0	0	0	0	0	36
Glenn	4	0	4	0	0	0	0	24
Coates	2	0	2	0	0	0	0	12
Faulk	2	1	1	0	0	0	0	12
Simmons	2	0	2	0	0	0	0	12
Bartrum	1	0	1	0	0	0	0	6
Brown	1	0	1	0	0	0	0	6
Eaton	1	0	1	0	0	0	0	6
Katzenmoyer	1	0	0	1	0	0	0	6
Law	1	0	1	0	0	0	0	6
McGinest	1	0	1	0	0	0	0	6
Warren	1	0	1	0	0	0	0	6
Team	32	9	19	4	29/30	26/33	0	299
Opp.	30	6	23	1	27/27	25/30	1	284

2-Pt. Conversions: Team 0-2, Opponents 0-3

RUSHING	NO	YDS	AVG	LG	TD
Allen	254	896	3.5	39	8
Faulk	67	227	3.4	43	1
Warren	35	120	3.4	18	0
Bledsoe	42	101	2.4	25	0
T. Carter	6	26	4.3	9	0
Shaw	9	23	2.6	12	0
L. Johnson	2	13	6.5	13	0
Floyd	6	12	2.0	6	0
Ellison	2	10	5.0	8	0
C. Carter	0	0	---	---	---
Friesz	2	-2	-1.0	-1	0
Team	425	1426	3.4	43	9
Opp.	486	1795	3.7	60	6

RECEIVING	No	Yds	Avg	Lg	TD
Glenn	69	1147	16.6	67	4
Jefferson	40	698	17.5	68t	6
Brown	36	471	13.1	37	1
Coates	32	370	11.6	27	2
Warren	29	262	9.0	21	1
T. Carter	20	108	5.4	20	0
Simmons	19	276	14.5	58t	2
Brisky	18	266	14.8	40	0
Faulk	14	125	8.9	38	1
Faulk	12	98	8.2	19	1
Rutledge	7	66	9.4	13	0
Ellison	4	50	12.5	23	0
Shaw	2	31	15.5	29	0
Floyd	2	16	8.0	11	0
Bartrum	1	1	1.0	11	0
Team	305	3985	13.1	68t	19
Opp.	293	3281	11.2	69t	23

INTERCEPTIONS	NO	YDS	AVG	LG	TD
Millroy	4	17	4.3	17	0
Servanga	3	2	0.7	2	0
C. Carter	3	13	4.3	8	0
Law	2	20	10.0	27t	1
Katzenmoyer	1	57	57.0	57t	1
Bruschi	1	1	1.0	1	0
Israel	1	0	0.0	0	0
Slade	1	0	0.0	0	0
Team	16	110	6.9	57t	2
Opp.	21	299	14.2	84	1

PUNTING	No	Yds	Avg	Net TB	In20	Lg	Bk
L. Johnson	90	3735	41.5	34.6	14	23	58
Team	90	3735	41.5	34.6	14	23	58
Opp.	95	3914	41.2	33.7	11	20	65

PUNT RETURNS	No	Fc	Yds	Avg	Lg	TD
Brown	38	13	405	10.7	52	0
Faulk	10	4	90	9.0	20	0
Team	48	17	495	10.3	52	0
Opp.	36	20	345	9.6	45	0

KICK RETURNS	No	Yds	Avg	Lg	TD
Faulk	39	943	24.2	95	0
Brown	8	271	33.9	54	0
Simmons	6	132	22.0	29	0
Jones	5	113	22.6	28	0
Warren	2	25	12.5	16	0
Ellison	1	13	13.0	13	0
Sullivan	1	1	1.0	1	0
Team	62	1498	24.2	95	0
Opp.	64	1441	22.5	58	0

Sacks: McGinest 9.0, Slade 4.5, Katzenmoyer 3.5, Eaton 3.0, Mitchell 3.0, Thomas 3.0, Whigham 3.0, Bruschi 2.0, Collins 2.0, T. Johnson 2.0, Milloy 2.0, C. Carter 1.0, Israel 1.0, Serwanga 1.0, Sullivan 1.0, Law 0.5, Spires 0.5, Team 42.0, Opponents 56.0					
FIELD GOALS	1-19	20-29	30-39	40-49	50+
Vinatieri	1/1	14/14	5/7	5/9	1/2
Team	1/1	14/14	5/7	5/9	1/2
Opp.	2/2	11/11	5/6	6/8	1/3

Vinatieri: (33G,21G,23G)(26G)(38G,19G,41G)(22G,21G,42N)(48N,32N)(41G,39G,34G)(28G)(1)(22G)(27G)(1)(41G,23G)(28G,28G,26G)(23G,43G,56N,46G)(44N,38G,33N,44N)(25G,51G)
Opponents: (1)(1)(41N)(38N)(22G,41G,23G)(20G,33G,45G,45G,41G,53G)(40G,28G,30G,59N)(24G)(26G)(19G,23G)(28G)(20G,43N,34G)(28G,31G)(43G,51N)(39G,23G)(19G)

Starters: Offense: WR Shawn Jefferson (16); LT Bruce Armstrong (16); LG Heath Irwin (13), Max Lane (3); C Damien Woody (16); RG Todd Rucci (14); M. Lane (2); RT Zefross Moss (13), M. Lane (2), Ed Ellis (1); TE Ben Coates (15), Rod Rutledge (1); WR Terry Glenn (13), Vincent Brisby (1), Troy Brown (1) Tony Simmons (1), QB Drew Bledsoe (16); RB Terry Allen (13), Kevin Faulk (2), Lamont Warren (1); FB Tony Carter (14); 3rd TE R. Rutledge (1); 2nd RB L. Warren (1).

Defense: DE Brandon Mitchell (16); NT Chad Eaton (16); DT Henry Thomas (16); Elephant Willie McGinest (16); SLB Chris Slade (16); MLB Andy Katzenmoyer (16); TCB Johnstone (5); WLB Tedy Bruschi (14), Marty Moore (2); LCB Ty Law (13), Kato Servanga (3); RCB Steve Israel (13), Tebucky Jones (2), Terry Billups (1); SS Lawyer Milloy (16); FS Chris Carter (15), Tony George (1).

1999 Coaching Staff: Jeff Davidson, Asst. Offensive Line, Ivan Fears, Wide Receivers, Ray Hamilton, Defensive Line, Ron Lynn, Defensive Backs, Johnny Parker, Strength/ Conditioning, Bo Pelini, Linebackers, Jack Reilly, Quarterbacks, Dante Scarnecchia, Offensive Line, Brad Seely, Special Teams, Steve Sidwell, Defensive Coordinator, Carl Smith, Tight Ends, DeWayne Walker, Defensive Assistant - Secondary, Kirby Wilson, Running Backs, Ernie Zampese, Offensive Coordinator.

Pro Bowl (2): WR Terry Glenn (1), SS Lawyer Milloy (2).

PASSING	ATT	CMP	YARDS	CMP%	YDS/ATT	TD	TD%	INT	INT%	LG	SK/YDS	RATING
Bledsoe	539	305	3985	56.6	7.39	19	3.5	21	3.9	68t	55/342	75.6
Brown	1	0	0	0.0	0.00	0	0.0	0	0.0	0	0/0	39.6
Warren	0	0	0	---	---	0	---	0	---	---	1/7	---
TEAM	540	305	3985	56.5	7.38	19	3.5	21	3.9	68t	56/349	75.4
OPPONENTS	520	293	3281	56.3	6.31	23	4.4	16	3.1	69t	42/268	77.3

EXECUTIVES

FOOTBALL STAFF

2005 PLAYERS

2004 SEASON

HISTORY

RESULTS

RECORDS

PLAYOFF HISTORY

EXTRA POINTS

2000 FINAL OFFENSIVE STATISTICS (5-11)

Head Coach: Bill Belichick (5-11) • Fifth in AFC-East • Home Stadium: Foxboro Stadium

DATE	W/L	SCORE	OPPONENT	ATTENDANCE
09/03	L	16-21	Tampa Bay	60,292
09/11	L	19-20	at N.Y. Jets	77,687
09/17	L	13-21	Minnesota	60,292
09/24	L	3-10	at Miami	73,344
10/01	W	28-19	at Denver	75,684
10/08	W	24-16	Indianapolis	60,292
10/15	L	17-34	N.Y. Jets	60,292
10/22	L	23-30	at Indianapolis	96,828
10/29			BYE WEEK	
11/05	L	13-16	Buffalo	60,292
11/12	L	11-19	at Cleveland	72,618
11/19	W	16-13	Cincinnati	60,292
11/23	L	9-34	at Detroit	77,923
12/04	W	30-24	Kansas City	60,292
12/10	L	17-24	at Chicago	66,944
12/17	W	13-10	at Buffalo OT	47,230
12/24	L	24-27	Miami	60,292

RUSHING	No	Yds	Avg	LG
Faulk	164	570	3.5	18
Redmond	125	406	3.2	20
Bledsoe	47	158	3.4	16
Carter	37	90	2.4	9
Pass	18	58	3.2	11
Brown	6	46	7.7	35
Glenn	4	39	9.8	35
R. Harris LG	13	36	2.8	7
R. Harris TM	3	14	4.7	7
Shaw	9	12	1.3	5
Bishop	7	-1	-1.2	0
Floyd TM	2	-1	-0.5	0
L. Johnson	2	-1	-0.5	0
Team	424	1390	3.3	35
Opp.	495	1831	3.7	32

TD	KICK RETURNS	No	Yds	Avg	Lg	TD
4	Faulk	38	816	21.5	40	0
1	Jackson	13	323	24.8	47	0
2	Simmons	4	82	20.5	39	0
2	Brown	2	15	7.5	9	0
0	Bruschi	2	13	6.5	7	0
0	S. Davis	2	45	22.5	32	0
0	Carter	1	16	16.0	16	0
0	Hamilton	1	0	0.0	0	0
0	Redmond	1	25	25.0	25	0
1	Wiggins LG	1	12	12.0	12	0
0	Team	64	1335	20.9	47	0
0	Opponents	62	1350	21.8	87	1

Team Statistics

	PATS	OPP
TOTAL FIRST DOWNS	283	326
Rushing	80	108
Passing	172	184
Penalty	31	34
3rd Down: Made/Att	82/234	103/237
3rd Down Pct.	35.0	43.5
4th Down: Made/Att	13/26	9/10
4th Down Pct.	50.0	90.0
POSSESSION AVG.	28:56	31:04
TOTAL NET YARDS	4571	5353
Avg. Per Game	285.7	334.6
Total Plays	1037	1068
Avg. Per Play	4.4	5.0
NET YARDS RUSHING	1390	1831
Avg. Per Game	86.9	114.4
Total Rushes	424	495
NET YARDS PASSING	3181	3522
Avg. Per Game	198.8	220.1
Sacked/Yards Lost	48/280	29/172
Gross Yards	3461	3694
Att./Completion Pct.	565/328	544/321
Completion Pct.	58.1	59.0
Had Intercepted	15	10
PUNTS/AVERAGE	90/42.2	87/40.4
NET PUNTING AVG.	90/36.8	87/31.9
PENALTIES/YARDS	99/815	95/897
FUMBLES/BALL LOST	23/10	27/13
TOUCHDOWNS	28	38
Rushing	9	12
Passing	18	23
Returns	1	3

Score by Periods	1	2	3	4	OT	Total
TEAM	76	86	30	81	3	276
OPPONENTS	53	122	52	108	3	338

SCORING	TD	Ru	Pa	RI	PAT	FG	S	TP
Vinatieri	0	0	0	0	25/25	27/33	0	106
Ginn	6	0	6	0	0	0	0	36
Faulk	5	4	1	0	0	0	0	32
Brown	5	0	4	1	0	0	0	30
Redmond	3	1	2	0	0	0	0	18
Bjornson	2	2	0	0	0	0	0	12
Bledsoe	2	2	0	0	0	0	0	12
Carter	2	2	0	0	0	0	0	12
Wiggins LG	2	0	2	0	0	0	0	12
Wiggins TM	1	0	1	0	0	0	0	6
Rutledge	1	0	1	0	0	0	0	6
Simmons	1	0	1	0	0	0	0	6
Team	28	9	18	1	25/25	27/33	0	276
Opp.	38	12	23	3	34/34	24/32	1	338

PUNTING	No	Yds	Avg	Net TB	In20 Lg	Bk
Vinatieri	89	3798	42.7	36.8	5	62
Team	90	3798	42.2	36.8	5	62
Opp.	87	3513	40.4	31.9	9	23

PUNT RETURNS	No	FC	Yds	Avg	Lg	TD
Bruschi	39	19	504	12.9	66	1
Faulk	6	3	58	9.7	35	0
Team	45	22	562	12.5	66	1
Opponents	43	21	384	8.9	56	0

2-Pt. Conversions: Faulk, Team 1-3, Opponents 1-4

Sacks: McGinest 6.0, Spires 6.0, Thomas 4.5, Slade 4.0, Eaton 2.5, Serwanga 2.0, Hamilton 1.5, Bruschi 1.0, A. Harris 1.0, T. Johnson 0.5, Team 29.0, Opponents 48.0

PASSING	ATT	CMP	YARDS	CMP%	YDS/ATT	TD	INT	INT%	LG	SK/YDS	BATING
Bledsoe	531	312	3291	58.8	6.20	17	3.2	13	2.4	59	45/264
Friesz	21	11	66	52.4	3.14	0	0.0	1	4.8	17	3/16
Bishop	9	3	80	33.3	8.89	1	11.1	1	11.1	44	0/0
Brady	3	1	6	33.3	2.00	0	0.0	0	0.0	6	0/0
L. Johnson	1	1	18	100.0	18.00	0	0.0	0	0.0	18	0/0
Team	565	328	3461	58.1	6.13	18	3.2	15	2.7	59	48/280
Opps.	544	321	3694	59.0	6.79	23	4.2	10	1.8	81	29/172

2000 Coaching Staff: Ned Burke, Coaching Assistant; Brian Daboll, Coaching Assistant; Jeff Davidson, Assistant Offensive Line; Ivan Fears, Wide Receivers; Mark Jackson, coaching assistant; Pepper Johnson, Assistant Linebackers; Eric Mangini, Defensive Backs; Randy Melvin, Defensive Line; Markus Paul, Assistant Strength and Conditioning; Dick Rehbein, Quarterbacks; Rob Ryan, Linebackers; Dante Scarnechia, Assistant Head Coach/Offensive Line; Brad Seely, Special Teams; DeWayne Walker, Defensive Assistant; Charlie Weis, Offensive Coordinator/Running Backs; Mike Woicik, Strength and Conditioning.

Pro Bowl (0)

2001 FINAL OFFENSIVE STATISTICS (11-5)

Head Coach: Bill Belichick (11-5) • First in AFC-East • Home Stadium: Foxboro Stadium

DATE	W/L	SCORE	OPPONENT	ATTENDANCE
09/09	L	17-23	at Cincinnati	51,521
09/23	L	3-10	N.Y. Jets	60,292
09/30	W	44-13	Indianapolis	60,292
10/07	L	10-30	at Miami	73,024
10/14	W	29-26	San Diego OT	60,292
10/21	W	38-17	at Indianapolis	56,022
10/28	L	20-31	at Denver	74,750
11/04	W	24-10	at Atlanta	45,572
11/11	W	21-11	Buffalo	60,292
11/18	L	17-24	St. Louis	60,292
11/25	W	34-17	New Orleans	60,292
12/02	W	17-16	at N.Y. Jets	78,712
12/09	W	27-16	Cleveland	60,292
12/16	W	12-9	at Buffalo OT	45,527
12/22	W	20-13	Miami	60,292
BYE WEEK				
01/06	W	38-6	at Carolina	71,907
AFC PLAYOFFS				
01/19	W	16-13	Oakland OT	60,292
01/27	W	24-17	at Pittsburgh	64,704
SUPER BOWL XXXVI				
02/03	W	20-17	St. Louis	72,922

Team Statistics

TOTAL FIRST DOWNS

Rushing	101
Passing	163
Penalty	28
3rd Down: Made/Att	91/221
3rd Down Pct.	41.2
4th Down: Made/Att	7/17
4th Down Pct.	41.2

POSSESSION AVG.

TOTAL NET YARDS	4882
-----------------	------

NET YARDS RUSHING

Per Game	305.1
Total Plays	1001
Per Play	4.9

NET YARDS PASSING

Per Game	305.1
Total Rushes	473
Per Rush	3.0

PUNTS/AVERAGE

Net Punting Avg.	74/38.1
------------------	---------

PENALTIES/YARDS

Fumbles/Ball Lost	92/802
-------------------	--------

TOUCHDOWNS

Rushing	15
Passing	21
Returns	7

Score by Periods

TEAM	74	133	58	100	6	371
OPPONENTS	54	51	94	73	0	272

SCORING

Vinatieri	0	0	0	0	0	0
A. Smith	13	12	1	0	0	0
Brown	7	0	5	2	0	0
Patten	5	0	4	0	0	0
Wiggins	4	0	4	0	0	0
M. Edwards	3	1	2	0	0	0
Faulk	3	1	2	0	0	0
Law	2	0	0	2	0	0
O. Smith	2	0	0	2	0	0
Buckley	1	0	0	1	0	0
Glenn	1	0	1	0	0	0
C. Johnson	1	0	1	0	0	0
Pass	1	0	1	0	0	0
Team	43	15	21	7	41/42	24/30
Opponents	26	7	15	4	22/22	30/41

2-P. Conversions: Team 0-1, OPPONENTS 2-4

PASSING

Brady	413	264	2843	63.9	6.88	18	4.4	12	2.9	911	41/216	86.5
Bledsoe	66	40	400	60.6	6.06	2	3.0	2	3.0	58	5/21	75.3
Patten	2	1	60	50.0	30.00	1	50.0	1	50.0	601	0/0	95.8
Faulk	1	1	23	100.0	23.00	0	0.0	0	0.0	23	0/0	118.8
Team	482	306	3326	63.5	6.90	21	4.4	15	3.1	911	46/237	85.3
Opp.	546	299	3731	54.8	6.83	15	2.7	22	4.0	68	41/234	68.6

RUSHING

A. Smith	287	1157	4.0	4.4	12	Faulk	33	662	20.1	42	0
Faulk	41	169	4.1	2.4	1	Pass	10	222	22.2	33	0
M. Edwards	51	141	2.8	1.4	1	Kelly	7	123	17.6	28	0
Redmond	35	119	3.4	1.6	0	Jackson	2	30	15.0	19	0
Brown	11	91	8.3	3.1	0	Patten	2	44	22.0	24	0
Patten	5	67	13.4	29.1	1	Redmond	2	57	28.5	30	0
Brady	36	43	1.2	1.2	0	Brown	1	13	13.0	13	0
Bledsoe	5	18	3.6	8	0	Bruschi	1	10	10.0	10	0
Pass	1	7	7.0	7	0	M. Edwards	1	23	23.0	23	0
L. Johnson	1	-19	-19.0	-19	0	Team	59	1184	20.1	42	0
Team	473	1793	3.8	4.4	15	Opponents	75	1658	22.1	64	0
Opponents	429	1855	4.3	5.8	7						

RECEIVING

Faulk	41
M. Edwards	51

INTERCEPTIONS

O. Smith	5	181	36.2	78T	2	TE Rod Rutledge (13), Jermaine Wiggins (3); WR
Law	3	91	30.3	46T	2	D. Patten (13), Bert Emanuel (1); QB Tom Brady
Buckley	3	76	25.3	52T	1	(14), Drew Bledsoe (2); RB Antwan Smith (15),
Vrabel	2	27	13.5	15	0	Kevin Faulk (1); FB Marc Edwards (13); 2nd TE J.
Milloy	2	21	10.5	21	0	Wiggins (3), R. Rutledge (1); 3rd WR C. Johnson
Bruschi	2	7	3.5	4	0	(3); T Glenn (1).
Pleasant	2	0	0.0	0	0	
Phifer	1	14	14.0	14	0	
Stevens	1	9	9.0	9	0	
T. Jones	1	-4	-4.0	-4	0	
Team	22	422	19.2	78T	5	Defense: DE Bobby Hamilton (15), Willie
Opponents	15	273	18.2	49T	2	McGinest (1); NT/DT Brandon Mitchell (11),

PUNTING

Walter	49	1964	40.1	38.1	2	24	58	0	McGinest (1); ILB/MLB Teddy Bruschi (9), Ted
L. Johnson	24	1045	43.5	38.3	3	3	76	0	Johnson (5); OLB Roman Phifer (16); LCB Ty
Vinatieri	1	33	33.0	33.0	0	1	33	0	Law (16); RCB Otis Smith (15), Terrell Buckley
Team	74	3042	41.1	38.1	5	28	76	0	(1); SS Lawyer Milloy (16); FS Tebucky Jones
Opp.	73	2885	39.5	31.6	7	18	61	0	(12), Matt Stevens (3); 5th DB Terrence Shaw (4),

PUNT RETURNS

Brady	29	15	413	14.2	85T	2	2001 Coaching Staff: Den Burke, Coaching
Faulk	4	0	27	6.8	10	0	Assistant; Romeo Crennel, Defensive
Team	33	15	440	13.3	85T	2	Coordinator, Brian Daboll, Coaching Assistant;
Opponents	26	17	124	4.8	26	0	Jeff Davidson, Assistant Offensive Line; Ivan

6 Sacks: Hamilton 7.0, McGinest 6.0, Pleasant

6.0, Milloy 3.0, Seymour 3.0, Vrabel 3.0,	
---	--

Bruschi 2.0, Phifer 2.0, O. Smith 2.0, Buckley	
--	--

1.0, T. Jones 1.0, Law 1.0, Mitchell 1.0, Parker	
--	--

1.0, Team 41.0, Opponents 46.0	
--------------------------------	--

KICK RETURNS

1-19	20-29	30-39	40-49	50+
------	-------	-------	-------	-----

1-19	20-29	30-39	40-49	50+
------	-------	-------	-------	-----

1-19	20-29	30-39	40-49	50+
------	-------	-------	-------	-----

1-19	20-29	30-39	40-49	50+
------	-------	-------	-------	-----

1-19	20-29	30-39	40-49	50+
------	-------	-------	-------	-----

1-19	20-29	30-39	40-49	50+
------	-------	-------	-------	-----

1-19	20-29	30-39	40-49	50+
------	-------	-------	-------	-----

1-19	20-29	30-39	40-49	50+
------	-------	-------	-------	-----

1-19	20-29	30-39	40-49	50+
------	-------	-------	-------	-----

1-19	20-29	30-39	40-49	50+
------	-------	-------	-------	-----

1-19	20-29	30-39	40-49	50+
------	-------	-------	-------	-----

1-19	20-29	30-39	40-49	50+
------	-------	-------	-------	-----

1-19	20-29	30-39	40-49	50+
------	-------	-------	-------	-----

1-19	20-29	30-39	40-49	50+
------	-------	-------	-------	-----

1-19	20-29	30-39	40-49	50+
------	-------	-------	-------	-----

1-19	20-29	30-39	40-49	50+
------	-------	-------	-------	-----

1-19	20-29	30-39	40-49	50+
------	-------	-------	-------	-----

1-19	20-29	30-39	40-49	50+
------	-------	-------	-------	-----

1-19	20-29	30-39	40-49	50+
------	-------	-------	-------	-----

1-19	20-29	30-39	40-49	50+
------	-------	-------	-------	-----

1-19	20-29	30-39	40-49	50+
------	-------	-------	-------	-----

1-19	20-29	30-39	40-49	50+
------	-------	-------	-------	-----

1-19	20-29	30-39	40-49	50+
------	-------	-------	-------	-----

1-19	20-29	30-39	40-49	50+
------	-------	-------	-------	-----

1-19	20-29	30-39	40-49	50+
------	-------	-------	-------	-----

1-19	20-29	30-39	40-49	50+
------	-------	-------	-------	-----

1-19	20-29	30-39	40-49	50+
------	-------	-------	-------	-----

1-19	20-29	30-39	40-49	50+
------	-------	-------	-------	-----

1-19	20-29	30-39	40-49	50+
------	-------	-------	-------	-----

1-19	20-29	30-39	40-49	50+
------	-------	-------	-------	-----

1-19	20-29	30-39	40-49	50+
------	-------	-------	-------	-----

1-19	20-29	30-39	40-49	50+
------	-------	-------	-------	-----

1-19	20-29	30-39	40-49	50+
------	-------	-------	-------	-----

1-19	20-29	30-39	40-49	50+
------	-------	-------	-------	-----

1-19	20-29	30-39	40-49	50+
------	-------	-------	-------	-----

1-19	20-29	30-39	40-49	50+
------	-------	-------	-------	-----

1-19	20-29	30-39	40-49	50+
------	-------	-------	-------	-----

1-19	20-29	30-39
------	-------	-------

2002 FINAL OFFENSIVE STATISTICS (9-7)

Head Coach: Bill Belichick (9-7) • Second in AFC-East • Home Stadium: Gillette Stadium

DATE	W/L	SCORE	OPPONENT	ATTENDANCE	RUSHING	NO	YDS	AVG	LG	TD	KICK RETURNS	No	Yds	Avg	Lg	TD
09/09	W	30-14	Pittsburgh	68,436	A. Smith	252	982	3.9	42t	6	Branch	36	863	24.0	63	0
09/15	W	44-7	at N.Y. Jets	78,726	Faulk	52	271	5.2	45t	2	Faulk	26	725	27.9	87t	2
09/22	W	41-38	Kansas City OT	68,436	Brady	42	110	2.6	15	1	Pass	7	123	17.6	28	0
09/29	L	14-21	at San Diego	66,643	Edwards	31	96	3.1	17	0	Edwards	3	27	9.0	15	0
10/06	L	13-26	at Miami	73,369	Pass	4	27	6.8	13	0	Bruschi	1	11	11.0	11	0
10/13	L	10-28	Green Bay	68,436	Brown	3	14	4.7	21	0	J. Green	1	10	10.0	10	0
10/27	L	16-24	BYE WEEK		Patten	2	6	3.0	7	0	Redmond	1	12	12.0	12	0
11/03	W	38-7	at Buffalo	73,448	Huard	1	4	4.0	4	0	Team	75	1771	23.6	87t	2
11/10	W	33-30	at Chicago	63,105	Redmond	4	2	0.5	5	0	Opponents	73	1493	20.5	57	0
11/17	L	20-27	at Oakland	62,552	Branch	2	0	0.0	4	0						
11/24	W	24-17	Minnesota	68,436	Davey	2	-4	-2.0	-2	0						
11/28	W	20-12	at Detroit	62,109	Team	395	1508	3.8	45t	9	FIELD GOALS	1-19	20-29	30-39	40-49	50+
12/08	W	27-17	Buffalo	68,436	Opponents	467	2198	4.7	58t	17	Vinatieri	0/0	6/6	12/12	8/10	1/2
12/16	L	7-24	Tennessee	68,809							Team	0/0	6/6	12/12	8/10	1/2
12/22	L	17-30	N.Y. Jets	68,436							Opponents	1/1	6/7	8/10	5/14	0/2
12/29	W	27-24	Miami OT	68,436												

Team Statistics

TOTAL FIRST DOWNS 304 315

Rushing 99 129

Passing 184 158

Penalty 21 28

3rd Down: Made/Att 94/220 95/221

3rd Down Pct. 42.7 43.0

4th Down: Made/Att 9/20 10/16

4th Down Pct. 45.0 62.5

POSSESSION AVG. 29:11 30:44

TOTAL NET YARDS 5085 5377

Avg. Per Game 317.8 336.1

Total Plays 1031 1032

Avg. Per Play 4.9 5.2

NET YARDS RUSHING 1508 2198

Avg. Per Game 94.3 137.4

Total Rushes 395 467

NET YARDS PASSING 3577 3179

Avg. Per Game 223.6 198.7

Sacked/Yards Lost 31/190 34/199

Gross Yards 3767 3378

Att./Completions 605/374 531/314

Completion Pct. 61.8 59.1

Had Intercepted 14 18

PUNTS/AVERAGE 71/38.4 68/39.4

NET PUNTING AVG. 71/33.3 68/32.4

PENALTIES/YARDS 108/895 99/928

FUMBLES/BALL LOST 24/10 21/11

TOUCHDOWNS 43 41

Rushing 9 17

Passing 28 23

Returns 6 1

Score by Periods

TEAM 65 95 99 116 6 381

OPPONENTS 57 120 93 76 0 346

SCORING

TD Ru Pa Rt PAT FG S TP

Vinatieri 0 0 0 0 0 36/36 27/30 0 117

A. Smith 8 6 2 0 0 0 0 0 50

Fauria 7 0 7 0 0 0 0 0 44

Faulk 7 2 3 2 0 0 0 0 42

Patten 5 0 5 0 0 0 0 0 30

Brown 3 0 3 0 0 0 0 0 20

Branch 2 0 2 0 0 0 0 0 12

Bruschi 2 0 0 2 0 0 0 0 12

D. Hayes 2 0 0 0 0 0 0 0 12

Brady 1 1 0 0 0 0 0 0 6

Cleveland 1 1 0 0 0 0 0 0 6

Givens 1 0 1 0 0 0 0 0 6

Graham 1 0 1 0 0 0 0 0 6

V. Green 1 0 0 1 0 0 0 0 6

T. Jones 1 0 0 1 0 0 0 0 6

Vrabel 1 0 1 0 0 0 0 0 6

Team 43 9 28 6 36/36 27/30 0 381

Opponents 41 17 23 1 40/41 20/34 0 346

2-Pt. Conversions: TEAM 3-7, OPPONENTS 0-0

RECEIVING

NO YDS AVG LG TD

Brown 97 890 9.2 38 3

Patten 61 824 13.5 39 5

Branch 43 489 11.4 49t 2

Faulk 37 379 10.2 36t 3

A. Smith 31 243 7.8 35 2

Fauria 27 253 9.4 33 7

Edwards 23 196 8.5 27 0

Cleveland 16 112 7.0 22 1

Graham 15 150 10.0 31 1

D. Hayes 12 133 11.1 40t 2

Givens 9 92 10.2 30 1

Baxter LG 5 51 10.2 22 0

Redmond 2 5 2.5 3 0

Vrabel 1 1 1.0 1t 1

Team 374 3767 10.8 49t

Opponents 314 3378 10.1 52t

INTERCEPTIONS

NO YDS AVG LG TD

Buckley 4 50 12.5 39 0

Law 4 33 8.3 29 0

Bruschi 2 75 37.5 48t 2

O. Smith 2 21 10.5 22 0

V. Green 1 90 90.0 90t 1

Seymour 1 6 6.0 6 0

McGinest 1 2 2.0 2 0

Hamilton 1 0 0.0 0 0

T. Jones 1 0 0.0 0 0

Vrabel 1 0 0.0 0 0

Team 18 277 15.4 90t

Opponents 14 177 12.6 46

PUNTING

No Yds Avg Net TB In20 Lg Bk

Walter 70 2723 38.9 33.3 9 19 55 1

Team 71 2723 38.4 33.3 9 19 55

Opp. 68 2680 39.4 32.4 9 15 62

PUNT RETURNS

No FC Yds Avg Lg TD

Brown 24 10 175 7.3 27 0

Faulk 8 4 65 8.1 16 0

Branch 2 0 58 29.0 40 0

Team 34 14 298 8.8 40

Opponents 24 18 181 7.5 34

6 Sacks: McGinest 5.5, Seymour 5.5,

Bruschi 4.5, Vrabel 4.5, Pleasant 3.0, J. Green

2.5, Hamilton 2.0, Johnson 1.5, T. Jones 1.5,

6 Holsey 1.0, Law 1.0, Phifer 0.5, **Team 34.0,**

Opponents 31.0

2002 Coaching Staff: Romeo Crennel, Defensive

Coordinator/Defensive Line; Brian Daboll, Wide

Receivers; Jeff Davidson, Assistant Offensive

Line/Tight Ends; Ivan Fears, Running Backs;

Pepper Johnson, Inside Linebackers; Eric

Mangini, Defensive Backs; Markus Paul,

Assistant Strength and Conditioning; Rob Ryan,

Outside Linebackers; Dante Scarneccia,

Assistant Head Coach/Offensive Line; Brad Seely,

Special Teams; Charlie Weis, Offensive

Coordinator/Quarterbacks; Mike Woicik, Strength

and Conditioning.

Pro Bowl (6): SpT Larry Izzo (2); CB Ty Law (3),

S Lawyer Milloy (4), DT Richard Seymour (1), K

Adam Vinatieri (1), C Damien Woody (1).

2003 FINAL OFFENSIVE STATISTICS (14-2)

Head Coach: Bill Belichick (14-2) • First in AFC-East • Home Stadium: Gillette Stadium

DATE	W/L	SCORE	OPPONENT	ATTENDANCE	RUSHING	NO	YDS	AVG	LG	TD	PUNT RETURNS	No	FC	Yds	Avg	Lg	TD
09/07	L	0-31	at Buffalo	73,282	Smith	182	642	3.5	30	3	T. Brown	29	13	293	10.1	23	0
09/14	W	31-10	at Philadelphia	67,524	Faulk	178	638	3.6	23	0	P. Poole	11	3	75	6.8	18	0
09/21	W	23-16	N.Y. Jets	68,436	Cloud	27	118	4.4	42	5	Faulk	5	6	66	13.2	19	0
09/28	L	17-20	at Washington	83,632	Centers	21	82	3.9	13	0	Branch	4	1	26	6.5	11	0
10/05	W	30-30	Tennessee	68,436	Brady	42	63	1.5	11	1	Ward LG	3	2	26	8.7	16	0
10/12	W	17-6	N.Y. Giants	68,436	T. Brown	4	27	4.5	11	0	Ward TM	0	2	0	---	---	0
10/19	W	19-13	at Miami	73,650	Pass	6	27	4.5	11	0	B. Johnson	1	0	2	2.0	2	0
10/26	W	9-3	Cleveland	68,436	Branch	1	11	11.0	11	0	Team	50	25	462	9.2	23	0
11/03	W	30-26	at Denver	68,436	Klecko	2	5	2.5	5	0	Opponents	38	11	240	6.3	57	1
			BYE WEEK		Patten	1	4	4.0	4	0	KICK RETURNS	No	Yds	Avg	Lg	TD	
11/16	W	12-0	Dallas	68,436	McCrary	3	3	1.0	4	0	B. Johnson	30	847	28.2	92	1	
11/23	W	23-20	at Houston OT	70,719	Walter	2	0	0.0	0	0	Pass	11	254	23.1	36	0	
11/30	W	38-34	at Indianapolis	57,102	Huard	1	-1	-1.0	-1	0	Faulk	10	207	20.7	30	0	
12/07	W	12-0	Miami	68,436	B. Johnson	1	-12	-12.0	-12	0	Cloud	2	38	19.0	19	0	
12/14	W	27-13	Jacksonville	68,436	Team	473	1607	3.4	42	9	Givens	2	31	15.5	20	0	
12/20	W	21-16	at N.Y. Jets	77,835	Opponents	401	1434	3.6	23	10	Klecko	2	20	10.0	10	0	
12/27	W	31-0	Buffalo	68,436	RECEIVING	NO	YDS	AVG	LG	TD	Verbel	2	22	11.0	14	0	
			AFC PLAYOFFS		Branch	57	803	14.1	66	3	Bruschi	1	9	9.0	9	0	
01/10	W	17-14	Tennessee	68,436	Faulk	48	440	9.2	27	0	Team	60	1428	23.8	92	1	
01/18	W	24-14	Indianapolis	68,436	T. Brown	40	472	11.8	82	4	Opponents	77	1623	21.1	75	0	
			SUPER BOWL XXXVIII		Graham	38	409	10.8	38	4	Vinateri	0/0	16/17	4/8	5/8	0/1	
02/01	W	32-29	Carolina	71,525	Givens	34	510	15.0	57	6	Opponents	1/1	8/8	8/11	7/14	1/1	
					Centers	28	285	10.2	28	2	Team	0/0	16/17	4/8	5/8	0/1	
					B. Johnson	16	209	13.1	45	2	Opponents	1/1	8/8	8/11	7/14	1/1	
					Stokes LG	15	154	10.3	31	0	Vinateri:()	(24G, 22G, 47G) (23G 46N) (34N, 0 39N, 48G) (42N, 28G) (25G, 30G) (27G, 48N, 28G, 0 38G) (40G, 46G, 28G) (23G, 26G) (21G, 38N, 32G, 0 37B, 28G) (43G) (29G, 54N) (22G, 31G) () (24N, 24G) 1 Opponents:(44G) (57G) (41G, 39G, 30G, 42N) (38G, 0 29G, 48B) (48G, 43G, 46N, 33G, 37G, 41G) (22G, 0 47N, 49N, 34G) (23G, 34G, 35B, 35N) (29G) (44N, 0 43G) () (19G, 31G) (40G, 29G) () (24G, 23G, 34N) 0 (29G) (40N)					

Team Statistics

	PATS	OPP															
TOTAL FIRST DOWNS	294	293															
Rushing	91	91															
Passing	177	177															
Penalty	26	25															
3rd Down: Made/Att	84/227	81/235															
3rd Down Pct.	37.0	34.5															
4th Down: Made/Att	6/14	6/16															
4th Down Pct.	42.9	37.5															
POSSESSION AVG.	30:50	29:10															
TOTAL NET YARDS	5039	4666															
Avg. Per Game	314.9	291.6															
Total Plays	1042	1060															
Avg. Per Play	4.8	4.4															
NET YARDS RUSHING	1607	1434															
Avg. Per Game	100.4	89.6															
Total Rushes	473	401															
NET YARDS PASSING	3432	3232															
Avg. Per Game	214.5	202.0															
Sacked/Yards Lost	32/219	41/253															
Gross Yards	3651	3485															
Att./Completions	537/320	618/328															
Completion Pct.	59.6	53.1															
Had Intercepted	13	29															
PUNTS/AVERAGE	88/37.1	90/40.6															
NET PUNTING AVG.	88/33.5	90/34.4															
PENALTIES/YARDS	111/998	107/845															
FUMBLES/BALL LOST	25/11	31/12															
TOUCHDOWNS	39	23															
Rushing	9	10															
Passing	23	11															
Returns	7	2															

Score by Periods	1	2	3	4	OT	Total
TEAM	40	83	79	97	9	348
OPPONENTS	82	73	51	72	0	238

SCORING	TD	Ru	Pa	RI	PAT	FG	S	TP	PUNTING	No	Yds	Avg	Net TB	In20	Lg	Blk
Vinateri	0	0	0	0	37/38	25/34	0	112	Walter	76	2865	37.7	33.6	3	25	52
Givens	6	0	0	0	0	0	0	36	Barnard	10	365	36.5	32.5	1	4	49
Clay	5	5	0	0	0	0	0	30	Brady	1	36	36.0	36.0	0	1	36
T. Brown	4	0	4	0	0	0	0	24	Team	88	3266	37.1	33.5	4	30	52
Graham	4	0	4	0	0	0	0	24	Opp.	90	3658	40.6	34.4	5	21	71
Branch	3	0	3	0	0	0	0	18								
B. Johnson	3	0	2	1	0	0	0	18								
Smith	3	0	0	0	0	0	0	18								
Bruschi	2	0	0	0	0	0	0	12								
Fauria	2	0	2	0	0	0	0	12								
Brady	1	1	0	0	0	0	0	12								
Centers	1	0	1	0	0	0	0	12								
Chatham	1	0	0	1	0	0	0	12								
Law	1	0	0	1	0	0	0	12								
McGinest	1	0	0	1	0	0	0	12								
Samuel	1	0	0	1	0	0	0	6								
Ward	1	0	1	0	0	0	0	6								
Team	39	9	23	7	37/38	25/34	1	348								
Opponents	23	10	11	2	21/21	25/35	1	238								

PASSING	ATT	CMP	YARDS	CMP%	YDS/ATT	TD	TD%	INT	INT%	LG	SK/YDS	RATING
Brady	527	317	3620	60.2	6.87	23	4.4	12	2.3	82	32/219	85.9
Davey	7	3	31	42.9	4.43	0	0.0	0	0.0	16	0/0	56.3
Faulk	1	0	0	0.0	0.0	0	0.0	0	0.0	0	0/0	39.6
Givens	1	0	0	0.0	0.0	0	0.0	0	0.0	0	0/0	0.0
Huard	1	0	0	0.0	0.0	0	0.0	0	0.0	0	0/0	39.6
Team	537	320	3651	59.6	6.80	23	4.3	13	2.4	82	32/219	84.3
Opponents	618	328	3485	53.1	5.64	11	1.8	29	4.7	67	41/253	56.2

Pro Bowl (3): CB Ty Law (4), LB Willie McGinest (2), DL Richard Seymour (2).

EXECUTIVES

FOOTBALL STAFF

2005 PLAYERS

2004 SEASON

HISTORY

RESULTS

RECORDS

PLAYOFF HISTORY

EXTRA POINTS

2004 FINAL OFFENSIVE STATISTICS (14-2)

Head Coach: Bill Belichick (14-2) • First in AFC-East • Home Stadium: Gillette Stadium

DATE	W/L	SCORE	OPPONENT	ATTENDANCE
09/09	W	27-24	Indianapolis	68,756
09/19	W	23-12	at Arizona	51,357
BYE WEEK				
10/03	W	31-17	at Buffalo	72,698
10/10	W	24-10	Miami	68,756
10/17	W	30-20	Seattle	68,756
10/24	W	13-7	N.Y. Jets	68,756
10/31	L	20-34	at Pittsburgh	64,737
11/07	W	40-42	at St. Louis	66,107
11/14	W	29-6	Buffalo	68,756
11/22	W	27-19	at Kansas City	78,431
11/28	W	24-3	Baltimore	68,756
12/05	W	42-15	at Cleveland	73,028
12/10	W	39-28	Cincinnati	68,756
12/18	L	28-29	at Miami	73,629
12/26	W	23-7	at N.Y. Jets	77,975
01/02	W	21-7	San Francisco	68,756
AFC PLAYOFFS				
01/18	W	20-3	Indianapolis	68,756
01/23	W	41-27	at Pittsburgh	65,242
SUPER BOWL XXXIX				
02/06	W	24-21	Philadelphia	78,125

Team Statistics

TOTAL FIRST DOWNS	344	290				
Rushing	120	83				
Passing	193	177				
Penalty	31	30				
3rd Down: Made/Att	93/206	81/209				
3rd Down Pct.	45.1	38.8				
4th Down: Made/Att	4/10	13/30				
4th Down Pct.	40.0	43.3				
POSSESSIVE AVG.	31:28	31:38				
TOTAL NET YARDS	5722	4972				
Avg. Per Game	357.6	310.8				
Total Plays	1035	988				
Avg. Per Play	5.5	5.0				
NET YARDS RUSHING	2134	1572				
Avg. Per Game	133.4	98.3				
Total Rushes	524	405				
NET YARDS PASSING	3588	3400				
Avg. Per Game	224.3	212.5				
Sacked/Yards Lost	26/162	45/311				
Gross Yards	3750	3711				
Att./Completions	485/293	538/315				
Completion Pct.	60.4	58.6				
Had Intercepted	14	20				
PUNTS/AVERAGE	56/42.9	69/41.5				
NET PUNTING AVG.	56/33.7	69/36.8				
PENALTIES/YARDS	101/822	118/1014				
FUMBLES/BALL LOST	24/13	31/16				
TOUCHDOWNS	49	31				
Rushing	15	9				
Passing	29	18				
Returns	5	4				
Score by Periods	1	2	3	4	OT	Total
TEAM	87	159	102	89	0	437
OPPONENTS	55	94	45	66	0	260

SCORING	TD	Ru	Pa	Rt	PAT	FG	S	TP
Vinateri	0	0	0	0	48/48	31/33	0	141
Dillon	13	12	1	0			0	80
Graham	7	0	7	0			0	42
Patten	7	0	7	0			0	42
Branch	4	0	4	0			0	24
Faulk	3	2	1	0			0	18
Givens	3	0	3	0			0	18
Fauria	2	0	2	0			0	12
B. Johnson	2	0	1	1			0	12
Vrabel	2	0	2	0			0	12
Abdullah	1	1	0	0			0	6
Brown	1	0	1	0			0	6
Gay	1	0	1	0			0	6
Green	1	0	1	0			0	6
Samuel	1	0	0	1			0	6
Seymour	1	0	0	1			0	6
Team	49	15	29	5	48/48	31/33	0	437
Opponents	31	9	18	4	23/23	15/18	0	260

2-Pt. Conversions: TEAM 1-1 (Dillon), OPP. 3-8

PASSING	ATT	CMP	YARDS	CMP%	YDS/ATT	TD	TO%	INT	INT%	LG	SK/YDS	RATING
Brady	474	288	3692	60.8	7.79	28	5.9	14	3.0	50	26/162	92.6
Davey	10	4	54	40.0	5.40	0	0.0	0	0.0	20	0/0	57.9
Vinateri	1	1	4	100.0	4.00	1	100.0	0	0.0	41	0/0	122.9
Team	485	293	3750	60.4	7.73	29	6.0	14	2.9	50	26/162	92.5
Opponents	538	315	3711	58.8	6.90	18	3.3	20	3.7	65	45/311	75.3

RUSHING	NO	YDS	AVG	LG	TD	PUNT RETURNS	No	FC	Yds	Avg	Lg	TD
Dillon	345	1635	4.7	44	12	Faulk	20	11	133	6.7	16	0
Faulk	54	255	4.7	20	2	Brown	12	3	83	6.9	23	0
Pass	39	141	3.6	19	0	B. Johnson	4	1	8	2.0	6	0
Cobbs	22	50	2.3	13	0	Poole	2	0	6	3.0	6	0
Brady	43	28	0.7	10	0	Branch	1	0	0	0.0	0	0
Abdullah	13	13	1.0	5	1	Gay	1	0	0	0.0	0	0
B. Johnson	2	8	4.0	11	0	Team	40	15	230	5.8	23	0
Patten	1	5	5.0	5	0	Opponents	31	7	365	11.8	71	1
Izzo	1	0	0.0	0	0							
Davey	4	-1	-2.3	3	0							
Team	524	2134	4.1	44	15	KICK RETURNS	No	Yds	Avg	Lg	TD	
Opponents	405	1572	3.9	34	9	B. Johnson	41	1016	24.8	93t	1	
						Base	6	115	19.2	24	0	

RECEIVING	NO	YDS	AVG	LG	TD						
Givens	56	874	15.6	50	3	Kasper	3	61	20.3	21	0
Patten	44	800	18.2	48t	7	Banta-Cain	1	21	21.0	21	0
Branch	35	454	13.0	26t	4	Patten	1	16	16.0	16	0
Graham	30	364	12.1	48	7	Team	561302	23.3	93t	1	
Pass	28	215	7.7	22	0	Opponents	862003	23.3	98t	1	
Faulk	26	248	9.5	31t	1						
Brown	17	184	10.8	22	1	FIELD GOALS	1-19	20-29	30-39	40-49	50+
Fauria	16	195	12.2	25	2	Vinateri	0/0	13/13	7/7	11/12	0/1
Dillon	15	103	6.9	20	1	Team	0/0	13/13	7/7	11/12	0/1
B. Johnson	10	174	17.4	48	1	Opponents	1/1	5/5	5/6	2/3	2/3
Weaver	8	93	11.6	25	0						
Klecko	3	18	6.0	11	0	Vinateri:	(32G, 43G)	(29G, 28G, 24G)	(42G)	(40G, 47N)	(40G, 39G, 30G)
Watson	2	16	8.0	14	0	Team	45G, 36G)	(27G, 24G, 20G, 45G, 37G)	(37G, 28G)	(28G, 25G, 24G, 20G, 19G, 18G, 17G, 16G, 15G, 14G, 13G, 12G, 11G, 10G, 9G, 8G, 7G, 6G, 5G, 4G, 3G, 2G, 1G)	
Vrabel	2	3	1.5	2t	0	Opponents:	(32G, 48N)	(51G, 52G, 58N)	(33G)	(29G, 28G, 25G, 24G, 20G, 19G, 18G, 17G, 16G, 15G, 14G, 13G, 12G, 11G, 10G, 9G, 8G, 7G, 6G, 5G, 4G, 3G, 2G, 1G)	
Abdullah	1	9	9.0	9	0	Team	(33G, 40G, 28G, 31G)	(19G, 29G)	(1)	(44G, 24G)	(22G, 19G, 18G, 17G, 16G, 15G, 14G, 13G, 12G, 11G, 10G, 9G, 8G, 7G, 6G, 5G, 4G, 3G, 2G, 1G)
Team	293	3750	12.8	50	29						
Opponents	315	3711	11.8	65t	18						

INTERCEPTIONS	NO	YDS	AVG	LG	TD	STARTERS
Wilson	4	51	12.8	24	0	Offense: WR Deion Branch (9), David Patten (6), 0 Bethel Johnson (1); LT Matt Light (16); LG Joe Andruzzi (14), Ross Hochstein (2); C Dan Koppen (16); RG Stephen Neal (14), Joe Andruzzi (2); RT Brandon Gorin (10) Tom Ashworth (6); TE Daniel Graham (14), Christian Fauria (2); WR David Givens (11), David Patten (3); QB Tom Brady (16); RB Corey Dillon (14), Kevin Faulk (1); FB Patrick Pass (4), Dan Klecko (2); 3rd WR David Patten (2), David Givens (1); 2nd TE Christian Fauria (8), Benjamin Watson (1); 3rd TE Ted Weaver (1).
Bruschi	3	70	23.3	36	0	Defense: LE Ty Warren (16); NT Keith Traylor (10), Vince Wilfork (6); RE Richard Seymour (15), Jarvis Green (1); OLB Willie McGinest (16); ILB Ted Johnson (15), Roman Phifer (1); ILB Tedy Bruschi (16); OLB Mike Vrabel (15), Roosevelt Colvin (1); LCB Ty Law (7), Asante Samuel (3), Eugene Wilson (3), Earthwind Moreland (2), Randall Gay (1); RCB Randall Gay (7), Asante Samuel (5), Tyrone Poole (4); SS Rodney Harrison (16); FS Eugene Wilson (11), Don Davis (2), Dexter Reid (2), Randall Gay (1).
Brown	3	22	7.3	17	0	
Gay	2	23	11.5	13	0	
Harrison	2	12	6.0	12	0	
Samuel	1	34	34.0	34t	1	
McGinest	1	27	27.0	27	0	
Phifer	1	26	26.0	26	0	
Poole	1	21	21.0	21	0	
Banta-Cain	1	4	4.0	4	0	
Law	1	0	0.0	0	0	
Team	20	290	14.5	36	1	
Opponents	14	242	17.3	65	1	

Sacks: McGinest 9.5, Vrabel 5.5, Colvin 5.0, Seymour 5.0, Green 4.0, Bruschi 3.5, Warren 3.5, Harrison 3.0, Wilfork 2.0, Banta-Cain 1.5, Phifer 1.5, T. Johnson 1.0.

Team 45.0, Opponents 26.0

2004 Coaching Staff: Romeo Crennel, Defensive Coordinator; Brian Daboll, Wide Receivers; Jeff Davidson, Assistant Offensive Line/Tight Ends; Ivan Fears, Running Backs; Pepper Johnson, Defensive Line; Eric Mangini, Defensive Backs; Josh McDaniels, Quarterbacks; Matt Patricia, Coaching Assistant; Markus Paul, Assistant Strength and Conditioning; Dean Pees, Linebackers; Dante Scarpace, Assistant Head Coach/Offensive Line; Brad Seely, Special Teams; Cory Undin, Coaching Assistant; Charlie Weis, Offensive Coordinator; Mike Woick, Strength and Conditioning.

Pro Bowl (5): QB Tom Brady (2), LB Tedy Bruschi (1), SpT Larry Izzo (3), DL Richard Seymour (3), K Adam Vinateri (2).

VINCE LOMBARDI
TROPHY

ALL-TIME RECORDS

SUPER BOWL XXXVIII

AFC vs. NFC

NEW ENGLAND PATRIOTS 27

CAROLINA PANTHERS 10



RELIANT STADIUM, HOUSTON, TEXAS

PATRIOTS ALL-TIME LEADERS

ALL-TIME LEADING RUSHERS

(Based On Rushing Yardage)

NAME	YEARS	NO.	YARDS	AVG	LG	TD
1. Sam Cunningham	1973-79,81-82	1,385	5,453	3.9	75t	43
2. Jim Nance	1965-71	1,323	5,323	4.0	65t	45
3. Tony Collins	1981-87	1,191	4,647	3.9	54	32
4. Curtis Martin	1995-97	958	3,799	4.0	70t	32
5. Don Calhoun	1975-81	820	3,391	4.1	73	23
6. John Stephens	1988-92	891	3,249	3.6	52	17
7. Larry Garron	1960-68	763	2,981	3.9	85t	14
8. Antowain Smith	2001-03	721	2,781	3.9	44	21
9. Craig James	1984-88	585	2,469	4.2	73	11
10. Leonard Russell	1991-93	689	2,437	3.5	24	13
11. Mosi Tatupu	1978-90	612	2,415	3.9	55	18
12. Carl Garrett	1969-72	537	2,235	4.2	80t	15
13. Steve Grogan	1975-90	443	2,176	4.9	41t	35
14. KEVIN FAULK	1999-2004	556	2,130	3.8	45t	10
15. Andy Johnson	1974-76,78-81	491	2,017	4.1	69t	13
16. COREY DILLON	2004	345	1,635	4.7	44	12
17. Ron Burton	1960-65	429	1,536	3.6	59	9
18. Horace Ivory	1977-81	329	1,336	4.1	52	14
19. Mack Herron	1973-75	353	1,298	3.7	53	9
20. Robert Perryman	1987-89	369	1,294	3.5	48	9
21. Vagas Ferguson	1980-82	290	1,163	4.0	44	5
22. Robert Edwards	1998	291	1,115	3.8	53	9
23. Jim Crawford	1960-64	302	1,078	3.6	39t	5
24. Josh Ashton	1972-74	247	950	3.8	35	3
25. Babe Parilli	1961-67	228	949	4.2	33t	15
26. Terry Allen	1999	254	896	3.5	22t	8
27. Jim Plunkett	1971-75	159	817	5.1	37	9
28. Mark van Eeghen	1982-83	177	744	4.2	17	2
29. Robert Weathers	1982-86	159	733	4.6	77	4
30. Marion Butts	1994	243	703	2.9	26	8
31. Jon Vaughn	1991-92	144	597	4.1	36	3
32. Billy Lott	1961-63	143	573	4.0	38	8
33. Reggie Dupard	1986-89	186	571	3.1	49	6
34. John Tarver	1972-74	155	554	3.6	28	7
35. Drew Bledsoe	1993-2001	270	553	3.3	25	2
36. J.R. Redmond	2000-02	164	527	3.2	20	1
37. Tony Eason	1983-89	126	474	3.8	26	6
38. J.D. Garrett	1964-67	116	434	3.7	58	3
39. David Meggett	1995-97	120	432	3.6	25	3
40. Tom Yewcic	1961-66	72	424	5.9	46	4
41. Al Miller	1960	101	416	4.1	33	1
42. Kevin Turner	1992-94	96	382	4.0	49	1
43. Marvin Allen	1988-91	94	378	4.0	29	2
44. Richard Christy	1960	78	363	4.7	48	4
45. R.C. Gamble	1968-69	94	346	3.7	45	1
46. Leroy Thompson	1994	102	312	3.1	13	2
47. DOUG FLUTIE	1987-89	60	309	5.2	22	1
48. Sam Gash	1992-97	105	291	2.8	14	2
49. PATRICK PASS	2000-04	68	260	3.8	19	0
50. Ike Forte	1976-77	87	257	3.0	26	3

Top 10s

By Rushing Attempts

NAME	ATT.
1. Cunningham, S.	1,385
2. Nance, J.	1,323
3. Collins, T.	1,191
4. Martin, C.	958
5. Stephens, J.	891
6. Calhoun, D.	820
7. Garron, L.	763
8. Smith, A.	721
9. Russell, L.	689
10. Tatupu, M.	612

By Rushing TDs

NAME	TDs
1. Nance, J.	45
2. Cunningham, S.	43
3. Grogan, S.	35
4. Martin, C.	32
5. Collins, T.	32
6. Smith, A.	21
7. Calhoun, D.	23
8. Tatupu, M.	18
9. Stephens, J.	17
10. Garrett, C.	15
Parilli, V.	15

By Rushing Average (Minimum 450 Carries)

NAME	AVG.
1. James, C.	4.2
Garrett, C.	4.2
3. Calhoun, D.	4.1
Johnson, A.	4.1
5. Nance, J.	4.0
Martin, C.	4.0
7. Cunningham, S.	3.9
Collins, T.	3.9
Garron, L.	3.9
Smith, A.	3.9
Tatupu, M.	3.9

PATRIOTS ALL-TIME LEADERS

ALL-TIME LEADING RECEIVERS

(Based On Number Of Reception)

NAME	YEARS	NO	YARDS	AVG	LG	TD
1. Stanley Morgan, WR	1977-89	534	10,352	19.4	76t	67
2. Ben Coates, TE	1991-99	490	5,471	11.2	84t	50
3. TROY BROWN, WR	1993-2004	475	5,516	11.6	82t	25
4. Irving Fryar, WR	1984-92	363	5,726	15.8	80t	38
5. Terry Glenn, WR	1996-2001	329	4,469	14.2	86t	22
6. Gino Cappelletti, WR	1960-70	292	4,589	15.7	63t	42
7. Jim Colclough, WR	1960-68	283	5,001	17.7	78t	39
8. Tony Collins, RB	1981-87	261	2,356	9.0	49	12
9. Vincent Brisby, WR	1993-99	217	3,142	14.5	72	14
10. Sam Cunningham, RB	1973-79, 81-82	210	1,905	9.1	41	6
Marv Cook, TE	1989-93	210	1,843	8.8	49	11
12. Russ Francis, TE	1975-80, 87-88	207	3,157	15.3	53	28
13. KEVIN FAULK, RB	1999-2004	204	1,819	8.9	52t	8
14. Art Graham, WR	1963-68	199	3,107	15.6	80t	20
15. Cedric Jones, WR	1982-90	191	2,703	14.2	65t	16
16. Larry Garron, RB	1960-68	185	2,502	13.5	76t	25
Shawn Jefferson, WR	1996-99	178	3,081	17.3	76	14
Randy Vataha, WR	1971-76	178	3,055	17.2	88t	23
19. Michael Timpmson, WR	1989-94	172	2,472	14.4	60t	8
20. David Patten, WR	2001-04	165	2,513	15.2	91t	16
21. Andy Johnson, RB	1974-76, 78-81	161	1,807	11.2	53	9
22. Harold Jackson, WR	1978-81, 87	156	3,162	20.3	59	18
23. Jim Whalen, TE	1965-69	153	2,487	16.3	87t	17
24. DEION BRANCH, WR	2002-04	135	1,746	12.9	66t	9
25. Jim Nance, RB	1965-71	129	844	6.5	45	1
26. Reggie Rucker, WR	1971-74	126	1,884	15	69t	10
27. Greg McMurtry, WR	1990-93	120	1,519	12.7	65t	4
28. Derrick Ramsey, TE	1983-85	118	1,412	12	39	14
29. Lin Dawson, TE	1981-90	117	1,233	10.5	42	8
Curtis Martin, RB	1995-97	117	890	7.6	41	5
31. Stephen Starring, WR	1983-87	112	1,865	16.7	76t	11
32. Ron Burton, RB	1960-65	111	1,205	10.9	73t	8
33. Darryl Stingley, WR	1973-77	110	1,883	17.1	68	14
Tony Romeo, TE	1962-67	110	1,724	15.7	62	10
35. Carl Garrett, RB	1969-72	107	1,158	10.8	80t	3
36. David Meggett, RB	1995-97	104	829	8.0	49t	1
Sam Gash, FB	1992-97	104	826	7.9	30	6
John Stephens, RB	1988-92	100	781	7.8	43	1
39. DAVID GIVENS, WR	2002-04	99	1,476	14.9	57	10
40. Don Hasselbeck, TE	1977-83	99	1,444	14.6	51	15
41. Kevin Turner, RB	1992-94	98	856	8.7	32	6
42. Mosi Tatupu, RB	1978-90	96	843	8.8	41	2
43. Hart Lee Dykes, WR	1989-90	83	1,344	16.2	42	7
DANIEL GRAHAM, TE	2002-04	83	923	11.1	48	12
45. Don Calhoun, RB	1975-81	82	614	7.5	47	2
46. Craig James, RB	1984-88	81	819	10.1	90t	2
47. Ron Sellers, WR	1969-71	79	1,477	18.7	77	13
48. Bob Windsor, TE	1972-75	74	915	12.4	36	6
49. CHRISTIAN FAURIA, TE	2002-04	71	733	10.3	33	11
50. Leroy Thompson, RB	1994	65	465	7.2	27t	5

TOP 10s

By Receiving Yds

NAME	YDS
1. Morgan, WR	10,352
2. Fryar, WR	5,726
3. BROWN, WR	5,516
4. Coates, TE	5,471
5. Colclough, WR	5,001
6. Glenn, WR	4,669
7. Cappelletti, WR	4,589
8. Jackson, WR	3,162
9. Francis, TE	3,157
10. Brisby, WR	3,142

By Receiving Tds

NAME	TDS
1. Morgan, WR	67
2. Coates, TE	50
3. Cappelletti, WR	42
4. Colclough, WR	39
5. Fryar, WR	38
6. Francis, TE	28
7. BROWN, WR	25
Garron, RB	25
9. Vataha, WR	23
10. Glenn, WR	22

By Receiving Yds Avg. (Minimum 150 Catches)

NAME	AVG.
1. Jackson, WR	20.3
2. Morgan, WR	19.4
3. Colclough, WR	17.7
4. Jefferson, WR	17.3
5. Vataha, WR	17.2
6. Whalen, TE	16.3
7. Fryar, WR	15.8
8. Cappelletti, WR	15.7
9. Graham, WR	15.6
10. Francis, TE	15.3

PATRIOTS ALL-TIME LEADERS

ALL-TIME LEADING PASSERS

(Based On Passing Yardage)

NAME	YEARS	ATT	COMP	YARDS	PCT	TD	INT
1. Drew Bledsoe	1993-01	4,518	2,544	29,657	56.3	166	138
2. Steve Grogan	1975-90	3,593	1,879	26,886	52.3	182	208
3. Vito "Babe" Parilli	1961-67	2,412	1,140	16,747	47.3	132	138
4. TOM BRADY	2000-04	2,018	1,243	13,925	61.6	97	52
5. Tony Eason	1983-89	1,500	876	10,732	58.4	60	48
6. Jim Plunkett	1971-75	1,503	729	9,932	48.5	62	87
7. Hugh Millen	1991-92	612	370	4,276	60.5	17	28
8. Mike Taliaferro	1968-70	680	305	3,920	44.9	27	44
9. Butch Songin	1960-61	604	285	3,905	47.2	36	24
10. Matt Cavanaugh	1978-82	385	206	3,018	53.5	19	23
11. Marc Wilson	1989-90	415	214	2,631	51.6	9	16
12. DOUG FLUTIE	1987-89	295	143	1,842	48.5	11	14
13. Tommy Hodson	1990-92	315	171	1,809	54.3	7	11
14. Tom Yewcic	1961-66	206	87	1,374	42.2	12	12
15. Tom Sherman	1968-69	226	90	1,199	39.8	12	16
16. Scott Zolak	1992-98	244	124	1,314	50.8	8	7
17. Joe Kapp	1970	219	98	1,104	44.7	3	17
18. Tom Ramsey	1985-88	164	84	1,005	51.2	6	9
19. Scott Secules	1993	134	75	918	56.0	2	9
20. Tom Owen	1976-81	114	58	655	50.9	3	9
21. Don Trull	1967	81	27	442	33.3	1	7
22. Brian Dowling	1972-73	54	29	383	53.7	2	1
23. Ed Wilson	1965	46	20	257	43.5	1	3
24. Tom Greene	1960	63	27	251	42.9	1	6
25. Neil Graff	1974-75	36	19	241	52.8	2	3
26. Jeff Carlson	1992	49	18	232	36.7	1	3
27. Andy Johnson	1974-76, 78-81	13	7	194	53.8	4	1
28. Bob Bleier	1987	39	14	181	35.9	1	1
29. Richard Christy	1960	11	6	94	54.5	2	2
30. John Huarte	1966-67	20	8	88	40.0	0	2
ROHAN DAVEY	2002-04	19	8	88	42.1	0	0
32. Mike Kerrigan	1983-84	15	7	85	46.6	0	1
33. Michael Bishop	1999-2000	9	3	80	33.3	1	1
34. Dick Shiner	1973-74	10	5	68	50.0	0	1
35. John Friesz	1999-2000	21	11	66	52.4	0	1
36. David Patten	2001-03	3	1	60	33.3	1	1
37. Don Westbrook	1977-81	2	2	52	100.0	0	0
38. Bob Gladieux	1969-72	3	1	48	33.3	0	1
39. Harvey White	1960	7	3	44	42.9	0	0
40. Larry Garron	1960-68	6	1	39	16.7	0	0
41. Harold Jackson	1978-81, 87	4	2	35	50.0	0	0
David Meggett	1995-97	3	1	35	33.3	1	0
43. Jim Corcoran	1968	7	3	33	42.9	0	2
44. Kim Hammond	1969-70	6	2	31	33.3	0	0
45. Mosi Tatupu	1978-90	2	2	30	100.0	1	0
46. Jim Crawford	1960-64	2	2	27	100.0	0	0
Gino Cappelletti	1960-70	1	1	27	100.0	1	0
48. Craig James	1984-88	6	3	26	50.0	3	1
49. KEVIN FAULK	1999-2004	3	1	23	33.3	0	0

Top 10 By Quarterback Rating

NAME	RATING	NAME	RATING
1. BRADY, T.	87.5	6. Grogan, S.	69.6
2. Eason, T.	80.6	7. Parilli, V.	64.8
3. Bledsoe, D.	75.9	8. Wilson, M.	62.6
4. Millen, H.	71.8	9. Plunkett, J.	59.7
5. Songin, B.	71.7	10. Taliaferro, M.	49.8

Top 10s

By Passing Attempts

NAME	ATT
1. Bledsoe, D.	4,518
2. Grogan, S.	3,593
3. Parilli, V.	2,412
4. BRADY, T.	2,018
5. Plunkett, J.	1,503
6. Eason, T.	1,500
7. Taliaferro, M.	680
8. Millen, H.	612
9. Songin, B.	604
10. Wilson, M.	415

By Passing Comp.

NAME	COMP.
1. Bledsoe, D.	2,544
2. Grogan, S.	1,879
3. BRADY, T.	1,243
4. Parilli, V.	1,140
5. Eason, T.	876
6. Plunkett, J.	729
7. Millen, H.	370
8. Taliaferro, M.	305
9. Songin, B.	285
10. Wilson, M.	214

By Passing TDs

NAME	TDs
1. Grogan, S.	182
2. Bledsoe, D.	166
3. Parilli, V.	132
4. BRADY, T.	97
5. Plunkett, J.	62
6. Eason, T.	60
7. Songin, B.	36
8. Taliaferro, M.	27
9. Cavanaugh, M.	19
10. Millen, H.	17

By Interceptions

NAME	INT.
1. Grogan, S.	208
2. Parilli, V.	138
3. Bledsoe, D.	138
4. Plunkett, J.	87
5. BRADY, T.	52
6. Eason, T.	48
7. Taliaferro, M.	44
8. Millen, H.	28
9. Songin, B.	24
10. Cavanaugh, M.	23

By Completion % (Minimum 500 Passes)

NAME	%
1. BRADY, T.	61.6
2. Millen, H.	60.5
3. Eason, T.	58.4
4. Bledsoe, D.	56.3
5. Grogan, S.	52.3
6. Plunkett, J.	48.5
7. Parilli, B.	47.3
8. Songin, B.	47.2
9. Taliaferro, M.	44.9

PATRIOTS ALL-TIME LEADERS

ALL-TIME LEADING SCORERS

(Based On Total Points)

NAME	YEARS	TD	RUN	TO PA	TO RT	TWO PT	FG	PAT	TP
1. Gino Cappelletti	1960-70	42	0	42	0	4	176	342	1,130
2. ADAM VINATIERI	1996-2004	0	0	0	0	1	243	327	1,058
3. John Smith	1974-83	0	0	0	0	0	128	308	692
4. Tony Franklin	1984-87	0	0	0	0	0	93	163	442
5. Stanley Morgan	1977-89	68	0	67	1	0	0	0	408
6. Ben Coates	1991-99	50	0	50	0	1	0	0	302
7. Sam Cunningham	1973-79,81-82	49	43	6	0	0	0	0	294
8. Jim Nance	1965-71	46	45	1	0	0	0	0	276
9. Tony Collins	1981-87	44	32	12	0	0	0	0	264
10. Irving Fryar	1984-92	42	1	38	3	0	0	0	252
Larry Garron	1960-68	41	14	25	2	0	0	0	246
12. Matt Bahr	1993-95	0	0	0	0	0	55	73	238
13. Jim Colclough	1960-68	39	0	39	0	1	0	2	238
14. Curtis Martin	1995-97	37	32	5	0	2	0	0	226
15. Steve Grogan	1975-90	36	35	0	1	0	0	0	216
16. Jason Staurovsky	1988-91	0	0	0	0	0	50	57	207
17. TROY BROWN	1993-2004	28	0	25	3	0	0	0	168
Russ Francis	1975-80,87-88	28	0	28	0	0	0	0	168
19. Don Calhoun	1975-81	25	23	2	0	0	0	0	150
20. Antowain Smith	2001-03	24	21	3	0	1	0	0	146
21. Randy Vataha	1971-76	24	0	23	1	0	0	0	144
22. Andy Johnson	1974-76,78-81	22	13	9	0	0	0	0	132
Terry Glenn	1996-2001	22	0	22	0	0	0	0	132
24. Mosi Tatupu	1978-90	21	18	2	1	0	0	0	126
Art Graham	1963-68	20	0	20	0	0	0	0	120
26. KEVIN FAULK	1999-2004	19	9	9	2	1	0	0	116
27. Ron Burton	1960-65	19	9	8	2	0	0	0	114
28. John Stephens	1988-92	19	17	1	1	0	0	0	114
29. Carl Garrett	1969-72	18	15	3	0	0	0	0	108
Harold Jackson	1978-81,87	18	0	18	0	0	0	0	108
Cedric Jones	1982-90	18	0	16	2	0	0	0	108
32. Charlie Gogolak	1970-72	0	0	0	0	0	20	42	102
Horace Ivory	1977-81	17	14	2	1	0	0	0	102
David Patten	2001-04	17	1	16	0	0	0	0	102
Jim Whalen	1965-69	17	0	17	0	0	0	0	102
36. Mack Herron	1973-75	16	9	6	1	0	0	0	96
Darryl Stingley	1973-77	16	2	14	0	0	0	0	96
38. Babe Parilli	1961-67	15	15	0	0	0	0	1	92
Don Hasselbeck	1977-83	15	0	15	0	0	0	0	90
Billy Lott	1961-63	15	8	7	0	0	0	0	90
41. Charlie Baumann	1991-92	0	0	0	0	0	18	31	85
42. Vincent Brisby	1993-99	14	0	14	0	0	0	0	84
Shawn Jefferson	1996-99	14	0	14	0	0	0	0	84
Derrick Ramsey	1983-85	14	0	14	0	0	0	0	84
45. COREY DILLON	2004	13	12	1	0	1	0	0	80
46. Craig James	1984-88	13	11	2	0	0	0	0	78
Leonard Russell	1991-93	13	13	0	0	0	0	0	78
Ron Sellers	1969-71	13	0	13	0	0	0	0	78
48. Robert Edwards	1998	12	9	3	0	0	0	0	72
DANIEL GRAHAM	2002-04	12	0	12	0	0	0	0	72
50. CHRISTIAN FAURIA	2002-04	11	0	11	0	1	0	0	68

Top 10s

By Touchdowns

NAME	TDS
1. Morgan, S.	68
2. Coates, B.	50
3. Cunningham, S.	49
5. Nance, J.	46
5. Collins, T.	44
6. Cappelletti, G.	42
Garron, L.	42
Fryar, I.	42
9. Colclough, J.	39
10. Martin, C.	37

By Field Goal Att.

NAME	FGA
1. Cappelletti, G.	334
2. VINATIERI, A.	296
3. Smith, J.	191
4. Franklin, T.	125
5. Bahr, M.	72
6. Staurovsky, J.	69
7. Gogolak, C.	36
8. Baumann, C.	27
9. Sisson, S.	26
10. White, J.	25

By Field Goals Made

NAME	FGS
1. VINATIERI, A.	243
2. Cappelletti, G.	176
3. Smith, J.	128
4. Franklin, T.	93
5. Bahr, M.	55
6. Staurovsky, J.	50
7. Gogolak, C.	20
8. Baumann, C.	18
9. Davis, G.	16
10. Sisson, S.	14
White, J.	14

By PATs Attempted

NAME	NO.
1. Cappelletti, G.	353
2. VINATIERI, A.	333
3. Smith, J.	323
4. Franklin, T.	166
5. Bahr, M.	73
6. Staurovsky, J.	59
7. Gogolak, C.	42
8. Baumann, C.	34
9. Posey, D.	31
10. White, J.	25

By PATs Made

NAME	PATS
1. Cappelletti, G.	342
2. VINATIERI, A.	327
3. Smith, J.	308
4. Franklin, T.	163
5. Bahr, M.	73
6. Staurovsky, J.	57
7. Gogolak, C.	42
8. Baumann, C.	31
9. Posey, D.	29
10. White, J.	21

PATRIOTS ALL-TIME LEADERS

ALL-TIME LEADING INTERCEPTORS

By Interceptions

	NAME	YEARS	NO	YDS	AVG	LG	TD
1	Raymond Clayborn	1977-89	36	555	15.4	85	1
	Ty Law	1995-2004	36	583	16.2	65t	6
3	Ron Hall	1961-67	29	476	16.4	87	1
	Roland James	1980-90	29	383	13.2	46	0
	Fred Marion	1982-91	29	457	15.8	83	1
6	Mike Haynes	1976-82	28	393	14	50	1
7	Maurice Hurst	1989-95	27	263	9.7	36	1
8	Nick Buoniconti	1962-68	24	223	9.3	41	0
	Ronnie Lippett	1984-91	24	420	17.5	73	2
10	Don Webb	1961-70	21	366	17.4	59	2
11	Lawyer Milloy	1996-2002	19	123	6.5	30t	1
12	Ron Bolton	1972-75	18	116	6.4	56	0
13	Tim Fox	1976-81	17	215	12.6	29	0
	Steve Nelson	1974-87	17	226	13.3	37	0
15	Tom Addison	1960-67	16	103	6.4	17	1
	Rick Sanford	1979-84	16	198	12.4	99t	1
17	Prentice McCray	1974-80	15	352	23.5	63t	2
	Ross O'Hanley	1960-65	15	288	19.2	61	1
	Chuck Shonta	1960-67	15	261	17.4	52	0
20	Willie Clay	1996-98	13	178	13.7	53t	1
21	Dick Felt	1962-66	12	199	16.6	35	0
22	TEDY BRUSCHI	1996-2004	11	179	16.3	48t	4
23	Vincent Brown	1988-95	10	95	9.5	49t	1
	Larry Carwell	1969-72	10	186	18.6	53t	1
	Bob Howard	1975-77	10	90	9	44t	1
	Leroy Mitchell	1967-68	10	50	5	20	0
	Otis Smith	1996, 2000-02	10	278	27.8	78t	2
28	Ed Philpott	1967-71	9	91	10.1	23	0
29	Fred Bruney	1960-62	8	125	15.6	33t	1
	Tom Hennessey	1965-66	8	113	14.1	33	0
	EUGENE WILSON	2003-04	8	69	8.6	14	0
32	Terrell Buckley	2001-02	7	126	18.0	52t	1
	Jerome Henderson	1991-93, 96	7	52	7.4	34	0
	Sam Hunt	1974-79	7	189	27	68t	1
	TYRONE POOLE	2003-04	7	102	14.6	44	0
	Johnny Rembert	1983-92	7	70	10	37	0
	Bob Suci	1963	7	277	39.6	98t	2
	Clyde Washington	1960-61	7	58	8.3	33	0
39	John Charles	1967-69	6	110	18.3	35t	1
	Lawrence McGrew	1980-89	6	49	8.2	27	0
	Rod McSwain	1984-90	6	89	14.8	42	0
	Ricky Reynolds	1994-96	6	24	4	11	0
	John Sanders	1974-76	6	75	12.5	23t	1
44	Don Blackmon	1981-87	5	63	12.6	39	0
	Myron Guyton	1994-95	5	86	17.2	45	0
	RODNEY HARRISON	2003-04	5	12	2.4	12	0
	Mike Hawkins	1978-81	5	56	11.2	35t	1
	Honor Jackson	1972-73	5	133	26.6	55	0
	Daryl Johnson	1968-71	5	85	17	42	0
	Rod Shoate	1975-81	5	50	10	42t	1
	MIKE VRABEL	2001-04	5	45	9.0	15	0

Top 10s

By Int. Return Yds

	NAME	NO.
1.	Law, T.	583
2.	Clayborn, R.	555
3.	Hall, R.	476
4.	Marion, F.	457
5.	Lippett, R.	420
6.	Haynes, M.	393
7.	James, R.	383
8.	Webb, D.	366
9.	McCray, P.	352
10.	O'Hanley, R.	288

By Touchdowns

1.	Law, T.	6
2.	BRUSCHI, T.	4
3.	Lippett, R.	2
	McCray, P.	2
	McGINEST, W.	2
	SAMUEL, A.	2
	Smith, O.	2
	Suci, B.	2
	Webb, D.	2
10.	Addison, T.	1
	Brown, V.	1
	Bruney, F.	1
	Buckley, T.	1
	Carwell, L.	1
	Clay, W.	1
	Clayborn, R.	1
	Geddes, B.	1
	Green, V.	1
	Hall, R.	1
	Hawkins, M.	1
	Haynes, M.	1
	Hitchcock, J.	1
	Howard, B.	1
	Hunt, Jim Lee	1
	Hunt, Sam	1
	Hurst, M.	1
	Katzenmoyer, A.	1
	Marion, F.	1
	Milloy, L.	1
	O'Hanley, R.	1
	Outlaw, J.	1
	Pool, D.	1
	Sanders, J.	1
	Sanford, R.	1
	Shoate, R.	1
	Singleton, C.	1
	Slade, C.	1
	Thomas, H.	1
	Weishuhn, C.	1
	Whigham, L.	1
	Witt, M.	1

PATRIOTS ALL-TIME LEADERS

ALL-TIME LEADING PUNTERS

NAME	YEARS	By Punts				
		NO	YARDS	AVG	LG	BLK
1. Rich Camarillo	1981-87	468	19,922	42.6	76	4
2. Tom Yewcic	1961-66	378	14,553	38.6	70	9
3. Tom Janik	1969-71	243	9,516	39.2	58	1
4. Mike Patrick	1975-78	225	8,481	37.7	64	3
5. Tom Tupa	1996-98	215	9,602	44.7	73	1
6. Lee Johnson	1999-2001	203	8,578	42.3	76	1
7. Ken Walter	2001-03	195	7,550	38.7	58	2
8. Shawn McCarthy	1991-92	169	6,862	40.7	93	2
9. Jeff Feagles	1988-89	154	5,874	38.1	74	1
10. Terry Swanson	1967-68	127	5,081	40.0	62	2
11. Pat O'Neill	1994-95	110	4,355	39.6	57	0
12. Bruce Barnes	1973-74	100	3,738	37.4	53	0
13. Brian Hanson	1990	90	3,752	41.7	69	2
14. Eddie Hare	1979	83	3,038	36.6	58	1
15. Mike Hubach	1980-81	82	3,118	38.0	69	0
16. Pat Studstill	1972	75	2,859	38.1	57	1
17. Mike Saxon	1993	73	3,096	42.4	59	3
18. Tom Greene	1960	61	2,253	36.9	66	1
19. JOSH MILLER	2004	56	2,350	42.0	69	0
20. Jim Fraser	1966	55	2,044	37.2	68	2

By Punt Avg.

(Minimum 100 Punts)

NAME	AVG.
1. Tupa, T.	44.7
2. Camarillo, R.	42.6
3. Johnson, L.	42.3
4. McCarthy, S.	40.6
5. Swanson, T.	40.0
6. O'Neill, P.	39.6
7. Feagles, J.	39.5
8. Janik, T.	39.2
9. Walter, K.	38.7
10. Yewcic, T.	38.5

ALL-TIME LEADING PUNT RETURNERS

(Based on Return Yardage)

NAME	YEARS	NO.	FC	YDS.	AVG	LG	TD
1. TROY BROWN	1993-2004	237	100	2,524	10.6	85t	3
2. Irving Fryar	1984-92	206	70	2,055	10.0	85t	3
3. David Meggett	1995-97	142	32	1,438	10.1	60t	1
4. Mike Haynes	1976-82	111	8	1,159	10.4	89t	2
5. Stanley Morgan	1977-89	92	32	960	10.4	80t	1
6. Mack Herron	1973-75	74	14	888	12.0	66	0
7. Ricky Smith	1982-83	54	20	537	9.9	55	0
8. Carl Garrett	1969-72	43	2	487	11.3	62	0
9. KEVIN FAULK	1999-2004	53	31	439	8.3	35	0
10. Roland James	1980-90	42	8	400	9.5	75t	1
11. Ron Burton	1960-65	56	0	389	6.9	62	0
12. Bob Suci	1963	25	NA	233	9.3	22	0
13. Walter Stanley	1992	28	17	227	8.1	50	0
Ronnie Harris	1993-94	26	4	227	8.7	21	0
15. Jerome Henderson	1991-93, 96	27	10	201	7.4	39	0
16. Billy Johnson	1966-69	23	9	195	8.5	52	0
17. Ray Crittenden	1993-94	21	7	192	9.1	30	0
18. Chris Canty	1997-98	16	7	170	10.6	36	0
19. Sammy Martin	1988-91	20	2	165	8.3	28	0
20. Tom Stephens	1960-64	19	NA	151	7.9	26	0
Fred Bruney	1960-62	30	NA	148	4.9	19	0
Joe Bellino	1965-67	19	8	148	7.8	18	0
23. Jay Cunningham	1965-67	22	5	140	6.4	44	0
24. Dave Cloutier	1964	20	NA	136	6.8	40	0
Darryl Stingley	1973-77	19	4	136	7.2	29	0
26. Willie Porter	1968	22	5	135	6.1	24	0
27. Stephen Starring	1983-87	19	2	108	5.7	17	0
28. Erroll Tucker	1989	13	1	102	7.8	25	0

Top 10s

By Punt Returns

NAME	NO.
1. BROWN, T. ...	237
2. Fryar, I.	206
3. Meggett, D.	142
4. Haynes, M.	111
5. Morgan, S.	92
6. Herron, M.	74
7. Burton, R.	56
8. Smith, R.	54
9. FAULK, K.	53
10. Garrett, C.	43

By Return Average

(Minimum of 20 Ret.)

NAME	AVG.
1. Herron, M.	12.0
2. Garrett, C.	11.3
3. BROWN, T. ...	10.6
4. Haynes, M.	10.4
5. Morgan, S.	10.4
6. Meggett, D.	10.1
7. Fryar, I.	10.0
8. Smith, R.	9.9
9. James, R.	9.5
10. Suci, B.	9.3

PATRIOTS ALL-TIME LEADERS

ALL-TIME LEADING KICKOFF RETURNERS

(Based on Return Yardage)

NAME	YEARS	NO	YARDS	AVG	LG	TD
1. KEVIN FAULK	1999-2004	150	3,426	22.8	95	2
2. David Meggett	1995-97	105	2,561	24.4	62	0
3. Larry Garron	1960-67	89	2,299	25.8	95t	2
4. Stephen Starring	1983-87	107	2,259	21.1	53	0
5. Carl Garrett	1969-72	92	2,251	24.5	63	0
6. Sammy Martin	1988-91	88	2,012	22.9	95t	1
7. BETHEL JOHNSON	2003-04	71	1,863	26.2	93t	2
8. TROY BROWN	1993-2004	87	1,862	21.4	54	0
9. Mack Herron	1973-75	71	1,796	25.3	92t	1
10. Raymond Clayborn	1977-89	57	1,538	27.0	101t	3
11. Ricky Smith	1982-84	67	1,505	22.5	98t	1
12. Derrick Cullors	1993-99	60	1,471	24.5	86t	1
13. Jay Cunningham	1965-67	64	1,372	21.4	45	0
14. Tony Collins	1981-87	66	1,335	20.5	46	0
15. Jon Vaughn	1991-92	54	1,281	23.7	100t	2
16. Horace Ivory	1977-81	45	1,191	26.5	98t	1
17. Ron Burton	1960-65	46	1,119	24.3	91t	1
18. J.D. Garrett	1964-67	48	1,054	22.0	42	0
19. Ray Crittenden	1993-94	47	938	20.0	44	0
20. Joe Bellino	1965-67	43	905	21.0	43	0
21. Allen Carter	1975-76	33	898	27.2	99t	1
22. DEION BRANCH	2002-04	36	863	24.0	63	0
23. Marvin Allen	1988-91	43	844	19.6	34	0
24. Allan Clark	1979-80	40	837	20.9	38	0
25. Willie Porter	1968	36	812	22.6	61	0
26. PATRICK PASS	2000-04	34	714	21.0	36	0
27. Richard Christy	1960	24	617	25.7	52	0
28. Odell Lawson	1970-71	27	593	22.0	52	0
29. Andy Johnson	1974-76,78-81	28	544	19.4	41	0
30. Walter Stanley	1992	29	529	18.2	40	0
31. Billy Johnson	1966-69	24	453	18.9	36	0
32. Irving Fryar	1984-92	26	495	19.0	47	0
33. Jess Phillips	1976-77	20	490	24.5	71	0
34. Jon Williams	1984	23	461	20.0	29	0
35. Leroy Thompson	1994	18	376	20.9	30	0
36. Reggie Rucker	1971-74	15	375	25.0	43	0
37. Bob Suci	1963	17	360	21.1	35	0
38. Ron Gardin	1971	14	321	22.9	34	0

Top 10s

By Kickoff Returns

NAME NO.

- 1. FAULK, K.150**
2. Starring, S.107
3. Meggett, D.105
4. Garrett, C.92
5. Garron, L.89
6. Martin, S.88
- 7. BROWN, T.87**
8. Herron, M.71
- JOHNSON, B.71**
10. Smith, R.67

By Kickoff Return Avg.

(Minimum of 20 Ret.)

NAME AVG.

1. Carter, A.27.2
2. Clayborn, R.27.0
3. Ivory, H.26.5
- 4. JOHNSON, B.26.2**
5. Garron, L.25.8
6. Christy, D.25.7
7. Herron, M.25.3
8. Cullors, D.24.5
9. Garrett, C.24.5
10. Meggett, D.24.4

CONSECUTIVE RECORDS

INDIVIDUAL RECORDS

SEASONS PLAYED

- 16 Steve Grogan (1975-90)
- 14 Bruce Armstrong (1987-2000)
- Steve Nelson (1974-86)

GAMES PLAYED

- 161 Raymond Clayborn (09/18/77 to 11/22/87)
- 152 Gino Cappelletti (09/09/60 to 12/06/70)

GAMES STARTED

- 147 Raymond Clayborn (09/03/78 to 11/22/87)
- 110 Ray Hamilton (09/16/73 to 10/26/80)

GAMES SCORING

- 102 Adam Vinatieri (11/10/96 to 12/29/02)
- 101 John Smith (09/28/75 to 10/02/83)

GAMES SCORING TD

- 7 Curtis Martin (10/13/96 to 11/24/96)
- 6 Robert Edwards (09/07/98 to 10/19/98)
- 5 Daniel Graham (12/27/03 to 10/10/04)
- Curtis Martin (10/23/95 to 11/19/95)
- Michael Timpson (12/26/93 to 09/18/94)
- Horace Ivory (10/22/78 to 11/19/78)
- Jimmy Colclough (11/11/62 to 12/09/62)

GAMES RUSHING TD

- 7 Curtis Martin (10/13/96 to 11/24/96)
- 6 Robert Edwards (09/07/98 to 10/19/98)
- 5 Curtis Martin (10/23/95 to 11/19/95)
- Horace Ivory (10/22/78 to 11/19/78)

GAMES RECEIVING TD

- 5 Daniel Graham (12/27/03 to 10/10/04)
- Michael Timpson (12/26/93 to 09/18/94)
- Jimmy Colclough (11/11/62 to 12/09/62)
- 4 Stanley Morgan (09/21/86 to 10/12/86)
- Stanley Morgan (09/07/80 to 09/29/80)
- Art Graham (12/11/66 to 09/17/67)

GAMES PASSING TD

- 14 Babe Parilli (12/03/61 to 09/08/63)
- 13 Tom Brady (12/14/03 to 11/22/04)
- 12 Drew Bledsoe (12/05/93 to 10/16/94)
- 11 Tom Brady (12/22/01 to 11/10/02)
- Drew Bledsoe (12/21/96 to 11/16/97)

GAMES NONE INTERCEPTED

- 6 Tony Eason (09/07/86 to 10/26/86)
- 5 Drew Bledsoe (10/23/95 to 11/19/95)

PASSING ATTEMPTS NONE INTERCEPTED

- 179 Drew Bledsoe (10/23/95 to 11/26/95)
- 178 Tony Eason (12/22/85 to 10/26/86)
- 164 Tom Brady (11/30/03 to 09/09/04)
- 162 Tom Brady (11/23/00 to 10/28/01)
- 144 Tom Brady (09/28/03 to 11/03/03)

PASSING ATT. WITHOUT INTERCEPTION TO START CAREER

- 162 Tom Brady (11/23/00 to 10/28/01)*

GAMES RECEPTIONS MADE

- 63 Ben Coates (12/27/92 to 12/15/96)
- 42 Jim Colclough (09/09/60 to 09/08/63)

RECEPTIONS MADE FOR TDs

- 3 Mike Vrabel (09/28/02 to 01/02/05) (Active Entering 2005)
- Derrick Ramsey (11/18/84)
- Harold Jackson (09/09/79)

GAMES INTERCEPTIONS MADE

- 4 Mike Haynes (11/07/76 to 11/28/76)
- 3 Ty Law (11/26/95 to 12/10/95)
- Myron Guyton (11/12/96 to 11/26/95)

FGs MADE

- 25 Adam Vinatieri (11/24/96 to 11/09/97)
- 23 Adam Vinatieri (10/10/04 to 12/26/04)
- 16 Adam Vinatieri (10/08/00 to 12/04/00)
- 14 Tony Franklin (10/26/86 to 11/23/86)

GAMES FG MADE

- 17 Matt Bahr (12/18/94 to 12/16/95)
- 17 Tony Franklin (11/24/85 to 11/23/86)

PATs MADE

- 117 Adam Vinatieri (10/27/96 to 10/31/99)
- 105 Gino Cappelletti (12/08/63 to 12/18/66)

TEAM RECORDS

MOST VICTORIES (INCLUDING PLAYOFFS)

- 21 Oct. 5, 2003 to Oct. 24, 2004*
- 12 Nov. 25, 2001 to Sept. 22, 2002
- 8 Nov. 3, 1994 to Sept. 3, 1995

MOST VICTORIES (REGULAR SEASON)

- 18 Oct. 5, 2003 to Oct. 24, 2004*
- 9 Nov. 25, 2001 to Sept. 22, 2002
- 8 Nov. 3, 1994 to Sept. 3, 1995
- 7 Oct. 19, 1986 to Nov. 30, 1986
- Nov. 7, 1976 to Sept. 18, 1977
- Sept. 24, 1978 to Nov. 5, 1978

MOST VICTORIES (PLAYOFFS)

- 9 Jan. 19, 2002 to Feb. 6, 2005* (Active Streak Entering 2005)
- 3 Dec. 28, 1985 to Jan. 12, 1986

MOST SHUTOUT VICTORIES

- 2 vs. Miami, Dec. 12, 1982 and at Seattle Dec. 19, 1982

MOST VICTORIES AT HOME (REGULAR SEASON)

- 17 Dec. 29, 2002 to Jan. 5, 2005 (Active Streak Entering 2005)
- 10 Sept. 19, 1976 to Oct. 30, 1977

MOST VICTORIES ON ROAD

- 7 Oct. 19, 2003 to Oct. 3, 2004
- 6 Oct. 19, 1986 to Dec. 22, 1986
- Sept. 10, 1978 to Nov. 19, 1978

MOST LOSSES

- 14 Sept. 23, 1990 to Sept. 1, 1991
- 10 Dec. 22, 1991 to Nov. 8, 1992
- 9 Oct. 25, 1981 to Dec. 20, 1981
- Oct. 8, 1972 to Dec. 3, 1972
- Sept. 27, 1970 to Nov. 22, 1970

MOST LOSSES AT HOME

- 10 Dec. 3, 1989 to Sept. 22, 1991
- 6 Nov. 3, 1974 to Sept. 28, 1975
- Oct. 15, 1972 to Sept. 23, 1973
- Sept. 27, 1970 to Dec. 13, 1970

MOST LOSSES ON ROAD

- 8 Sept. 13, 1981 to Dec. 20, 1981
- Dec. 6, 1970 to Dec. 12, 1971
- Oct. 6, 1968 to Oct. 26, 1969

MOST GAMES SCORING

- 149 Nov. 28, 1993 to Dec. 29, 2002
- 125 Dec. 28, 1975 to Nov. 13, 1983

MOST QUARTERS PATRIOTS SCORELESS

- 10 Nov. 22, 1992 (vs. NYJ, 2nd half) to Dec. 6, 1992 (vs. Indianapolis)

MOST SHUTOUT QUARTERS RECORDED

- 8 Dec. 12, 1982 (vs. Miami) to Dec. 19, 1982 (at Seattle)

MOST QUARTERS NOT ALLOWING A TD

- 10 Dec. 5, 1982 (at Chicago, 2nd half) thru Dec. 19, 1982 (at Seattle)
- (Shutout victories vs. Miami 12/12/82 and at Seattle 12/19/82)

SERIES GAME PATRIOTS VICTORIES

- 11 Buffalo Bills, Jan. 2, 1983 to Dec. 20, 1987

SERIES GAME PATRIOTS LOSSES

- 9 New York Jets, Dec. 18, 1966 to Nov. 22, 1970

*-NFL RECORD

^--TIED FOR NFL RECORD

PATRIOTS LONGEST PLAYS

RUSHING			
PLAYER	YARDS	OPP.	DATE
1. Larry Garron	85t	vs. Buff.	10/22/61
2. Carl Garrett	80t	vs. Mia.	11/09/69
3. Robert Weathers	77t	vs. Balt.	09/04/83
Ron Burton	77t	at Den.	10/23/60
5. Sam Cunningham	75t	at Buff.	10/20/74
6. Craig James	73t	vs. St. Louis	12/02/84

PASSING			
PLAYER	YARDS	OPP.	DATE
1. T. Brady to D. Patten	91t	at Ind.	10/21/01
2. T. Eason to C. James	90t	at Chi.	09/15/85
3. J. Plunkett to R. Vataha	88t	at Balt.	12/19/71
4. T. Sherman to J. Whalen	87t	at NYJ	10/27/68
5. D. Bledsoe to T. Glenn	86t	at Pitt.	12/06/98

KICKOFF RETURNS			
PLAYER	YARDS	OPP.	DATE
1. Raymond Clayborn	101t	at Balt.	12/18/77
2. Raymond Clayborn	100t	at NYJ	10/02/77
Jon Vaughn	100t	at Cin.	12/20/92
4. Allan Carter	99t	at Balt.	12/21/75
Jon Vaughn	99t	at Pho.	09/29/91
6. Ricky Smith	98t	vs. NYJ	09/19/82
Horace Ivory	98t	at Balt.	10/19/80
8. Kevin Faulk	95	vs. NYJ	11/15/99
Sammy Martin	95t	at Ind.	11/27/88
Larry Garron	95t	at Buff.	11/03/62
11. Bethel Johnson	93t	at Cleve.	12/05/04
12. Bethel Johnson	92t	at Ind.	11/30/03
Mack Herron	92t	vs. S.D.	12/02/73
13. Ron Burton	91t	vs. Dallas	11/03/61

PUNT RETURNS			
PLAYER	YARDS	OPP.	DATE
1. Mike Haynes	89t	vs. Buff.	11/07/76
2. Troy Brown	85t	vs. Cle.	12/09/01
Irving Fryar	85t	at Buff.	09/22/85
4. Stanley Morgan	80t	vs. Balt.	11/18/79
5. Irving Fryar	77t	vs. Ind.	11/10/85

INTERCEPTION RETURNS			
PLAYER	YARDS	OPP.	DATE
1. Jimmy Hitchcock	100t	vs. Mia.	11/23/97
2. Rick Sanford	99t	at Chi.	12/05/82
3. Bob Suci	98t	vs. Hou.	11/01/63
4. Victor Green	90t	at NYJ	09/15/02
5. Ron Hall	87t	at Den.	09/18/66
6. Raymond Clayborn	85t	at Clev.	10/07/84
7. Fred Marion	83t	at Sea.	11/17/85
8. Chris Singleton	82t	at Ind.	11/15/92

PUNTS			
PLAYER	YARDS	OPP.	DATE
1. Shawn McCarthy	93	at Buff.	11/03/91
2. Luke Prestridge	89	vs. Mia.	10/21/84
3. Bob Scarpito	87	at Den.	09/29/68
4. Luke Prestridge	82	vs. NYJ	10/28/84
5. Rich Camarillo	76	vs. NYJ	09/19/82
Lee Johnson	76	at Cin.	09/09/01
7. Rich Camarillo	75	at Chi.	09/15/85
Rich Camarillo	75	at Oak.	11/01/81
9. Jeff Feagles	74	vs. Ind.	10/02/88

FIELD GOALS			
PLAYER	YARDS	OPP.	DATE
1. Adam Vinatieri	57	at Chi.	11/10/02
2. Adam Vinatieri	55	at St. L	12/13/98
Matt Bahr	55	at Mia.	11/12/95
4. Adam Vinatieri	54	vs. Cle.	12/09/01
5. Adam Vinatieri	53	vs. K.C.	12/04/00
Jason Staurovsky	53	vs. Sea.	10/07/90
Gino Cappelletti	53	at NYJ	11/28/65
8. Adam Vinatieri	52	at Ind.	09/13/98
Adam Vinatieri	52	vs. Buff.	10/12/97
10. Adam Vinatieri	51	vs. Balt.	01/02/00
Charlie Gogolak	51	at Mia.	10/17/71
Gino Cappelletti	51	vs. Den.	11/20/64
13. Adam Vinatieri	50	at Balt.	10/06/96
Teddy Garcia	50	at Minn.	09/11/88
Tony Franklin	50	vs. LA Raid.	11/01/87
Tony Franklin	50	vs. Det.	12/08/85
Tony Franklin	50	at T.B.	10/27/85
John Smith	50	vs. K.C.	10/04/81

OPPONENTS LONGEST PLAYS

RUSHING

PLAYER	YARDS	OPP.	DATE
1. Jack Larschied	87t	at Oak.	10/16/60
2. Thurman Thomas	80t	at Buff.	11/18/90
O.J. Simpson	80t	vs Buff.	09/16/73
4. Tony Dorsett	75t	vs Dal.	09/21/81
5. Wayne Patrick	72	at Buff.	10/11/69

PUNT RETURNS

PLAYER	YARDS	OPP.	DATE
1. Andre Hastings	76	at N.O.	10/04/98
Goldie Sellers	76t	at K.C.	11/17/68
Eugene Mingo	76t	vs Den.	09/09/60
4. Mike Nelms	75t	at Wash.	10/25/81
Nesby Glasgow	75t	vs. Balt.	11/18/79

PASSING

PLAYER	YARDS	OPP.	DATE
1. George Shaw to Jerry Tarr	97t	vs Den.	09/21/62
2. Len Dawson to Frank Pitts	90t	at K.C.	11/17/68
3. Ken O'Brien to Wesley Walker	88t	at NYJ	11/24/85
4. Steve DeBerg to S. Paige	86t	vs. K.C.	12/02/90
Clyde Grosscup to Don Maynard	86t	NY Titans	10/06/62
6. John Hadl to Lance Alworth	85t	vs S.D.	10/17/65
7. Scott Hunter to Leonard Thompson	82	vs. Det.	10/07/79

INTERCEPTION RETURNS

PLAYER	YARDS	OPP.	DATE
1. Bryant Westbrook	101t	at Det.	11/23/00
2. Dick Anderson	94t	vs Mia.	11/24/68
3. Ray Buchanan	90t	vs Ind.	12/11/94
4. Al Harris	84	at Phila.	12/19/99
5. Leroy Irvin	80	vs LA Rams	11/16/80
6. Levi Johnson	76	at Det.	10/10/76
7. Dave Washington	72t	vs Buff.	11/03/74

KICKOFF RETURNS

PLAYER	YARDS	OPP.	DATE
1. Charlie Warner	102t	vs Buff.	11/07/65
2. Terrence McGee	98t	at Buff.	10/03/04
3. Mercury Morris	96t	at Mia.	12/06/70
4. Mercury Morris	94t	vs Mia.	12/05/71
5. Ode Burrell	93t	at Hou.	11/29/64
Elbert Dubenion	93t	at Buff.	11/03/62
7. Reggie Barrow	92t	at Jack.	12/07/97
8. Joe Washington	90t	vs. Balt.	09/18/78
Wallace Francis	90t	at Buff.	12/09/73
Al Frazier	90t	at Den.	12/03/61

PUNTS

PLAYER	YARDS	OPP.	DATE
1. Bob Parsons	81	at Chi.	11/05/82
2. Joe Prokop	76	vs NYJ	11/05/89
3. James Fraser	75	at Den.	11/11/62
4. Reggie Roby	73	vs Mia.	10/05/86
5. Mark Horan	71	vs Den.	10/27/91
Brian Moorman	71	at Buff.	09/07/03
6. Lee Johnson	70	at Cin.	09/23/90
Bryan Wagner	70	vs Chi.	10/30/88

50+ FIELD GOALS

PLAYER	YDS	OPP	DATE
1. David Akers	57	at Phila.	09/14/03
2. Morten Anderson	54	at Atl.	10/01/95
Norm Johnson	54	at Atl.	11/29/92
Dean Biasucci	54	vs Ind.	11/11/90
5. Olindo Mare	53	vs. Mia.	10/17/99
Jason Elam	53	at Den.	09/07/98
Pat Leahy	53	vs. NYJ	10/20/85
Uwe von Schamann	53	vs Mia.	10/21/79
9. Pat Leahy	52	vs. NYJ	10/20/85
Raul Allegre	52	vs. Balt.	09/04/83
Raul Allegre	52	at Balt.	10/09/83
Uwe von Schamann	52	vs Mia.	11/13/82
Chris Bahr	52	at Cin.	10/15/78
14. Jason Elam	51	vs. Den.	10/08/95
Steve Christie	51	at Buff.	11/11/95
Tony Franklin	51	vs Mia.	11/06/88
Chris Bahr	51	at Oak.	11/01/81
18. 50 Yards Accomplished	Ten	Times; Most Recent:	
John Hall	50	at NYJ	12/02/01

100-YARD RUSHING GAMES

#	Yds	No	Name	Date	Opponent
1	212	23	Tony Collins	09/18/83	N.Y. Jets
2	208	38	Jim Nance	10/30/66	Oakland
3	199	40	Curtis Martin	09/14/97	N.Y. Jets
4	196	24	Robert Edwards	12/13/98	at St. Louis
5	185	34	Jim Nance	09/24/67	at Buffalo
6	177	25	Don Calhoun	11/28/76	Denver
7	177	22	Don Calhoun	12/05/76	N.O.
8	166	35	Curtis Martin	11/05/95	at N.Y. Jets
	166	19	Curtis Martin	01/05/97	Pitt.*
10	164	24	Jim Nance	12/17/67	at Miami
	164	17	Curtis Martin	10/13/96	Washington
12	161	32	Tony Collins	11/28/82	Houston
13 158 32	Corey Dillon	09/19/04	at Arizona		
14	156	26	Antowain Smith	12/22/01	Miami
15 151 26	Corey Dillon	11/14/04	Buffalo		
16	148	31	Curtis Martin	12/10/95	N.Y. Jets
	148	27	Curtis Martin	11/26/95	at Buffalo
18	147	27	Leonard Russell	11/28/93	N.Y. Jets
	147	23	Tony Collins	10/23/83	at Buffalo
20	146	35	Michael LeBlanc	10/11/87	Buffalo
	146	17	Jim Nance	12/11/66	at Houston
22 144 23	Corey Dillon	01/16/05	Ind.*		
23 143 17	Don Calhoun	09/10/78	St. Louis		
24	142	30	Curtis Martin	11/12/96	at Miami
	142	25	Craig James	12/22/85	Cincinnati
26	141	35	Curtis Martin	11/24/95	Ind.
	141	25	Sam Cunningham	11/07/76	Buffalo
	141	25	Sam Cunningham	10/16/77	at S.D.
	141	24	Don Calhoun	11/14/76	at Baltimore
30	140	13	Larry Garrison	10/26/62	Oakland
31	138	30	Craig James	12/16/84	Ind.
	138	26	Leonard Russell	12/26/93	Ind.
33	137	21	Tony Collins	09/12/82	at Baltimore
34	134	25	John Stephens	10/23/88	at Buffalo
35	133	23	Jim Nance	11/27/66	at Miami
36	130	17	John Stephens	12/17/88	at Denver
37	129	22	Sam Cunningham	10/27/74	at Minnesota
38	128	21	Mosi Tatupu	12/04/83	N.O.
	128	16	Horace Ivory	11/05/78	at Buffalo
40	127	36	Curtis Martin	10/23/95	Buffalo
	127	29	Jim Nance	10/08/67	S.D.
	127	21	Carl Garrett	11/28/71	at Buffalo
	127	16	Ron Burton	10/23/60	at Denver
	127	14	Andy Johnson	12/12/76	at T.B.
45	126	27	Terry Allen	12/26/99	Buffalo
	126	24	Jim Nance	09/18/66	at Denver
	126	23	John Stephens	11/19/89	Buffalo
48	125	24	Jim Nance	11/16/69	at Cincinnati
	125	11	Sam Cunningham	10/20/74	at Buffalo
50	124	35	John Stephens	10/30/88	Chicago
	124	27	John Stephens	12/03/89	Ind.
	124	18	Andy Johnson	10/19/75	Baltimore
53 123 30	Corey Dillon	11/28/04	Balt.		
	123	30	Scott Lockwood	12/27/92	Miami
55	121	31	John Stephens	12/04/88	Seattle
121 26	Corey Dillon	12/20/04	at Miami		
	121	25	Curtis Martin	09/07/97	at Ind.
	121	18	Antowain Smith	12/20/03	at N.Y. Jets
	121	12	J.D. Garrett	10/04/64	at Denver
60	120	20	Craig James	11/04/84	at Denver
	120	20	Curtis Martin	12/16/95	at Pittsburgh
62	119	23	Craig James	11/03/85	Miami
	119	13	Mack Herron	10/12/75	at Cincinnati
64	118	22	Sam Cunningham	10/24/76	at Buffalo
	118	17	Ron Burton	09/16/62	Houston
66	117	23	Antowain Smith	11/04/01	at Atlanta
67	116	28	Leonard Russell	10/10/93	at Phoenix
116 14	Corey Dillon	01/02/05	S.F.		
	116	12	Horace Ivory	11/18/79	Baltimore

#	Yds	No	Name	Date	Opponent
70	116	10	Larry Garrison	10/22/61	Buffalo
71	115	26	Craig James	12/08/85	Detroit
115 22	Corey Dillon	10/24/04	N.Y. Jets		
73	113	21	Sam Cunningham	11/17/74	N.Y. Jets
	113	20	Jim Nance	10/15/67	Miami
	113	16	Don Calhoun	12/21/80	at N.O.
	113	15	Horace Ivory	10/22/78	Miami
77	112	31	Curtis Martin	12/03/95	N.O.
	112	26	Leonard Russell	12/15/91	at N.Y. Jets
112 25	Corey Dillon	11/07/04	at St. Louis		
	112	19	Craig James	11/22/84	at Dallas
81	111	29	Antowain Smith	11/03/02	at Buffalo
	111	24	Antowain Smith	11/25/01	N.O.
	111	19	Jim Nance	12/08/68	at Miami
	111	15	Carl Garrett	10/10/71	N.Y. Jets
85	110	20	Jon Vaughn	11/22/92	N.Y. Jets
86	109	27	Andy Johnson	09/18/78	Baltimore
	109	24	Jim Nance	12/04/66	Buffalo
	109	22	Don Calhoun	11/21/76	at N.Y. Jets
	109	18	Jim Nance	11/26/67	at Houston
	109	17	Jim Nance	11/09/69	Miami
91	108	26	Jim Nance	11/05/67	Houston
	108	25	Jim Nance	10/23/66	S.D.
	108	23	Josh Ashton	10/01/72	Washington
	108	14	Craig James	11/24/85	at N.Y. Jets
95	107	22	Jim Nance	11/20/66	at K.C.
	107	20	Tony Collins	09/16/84	Seattle
	107	17	Larry Garrison	12/08/63	at Buffalo
98	106	27	Leonard Russell	11/03/91	at Buffalo
	106	21	Sam Cunningham	09/19/76	Miami
	106	19	Don Calhoun	11/23/80	Baltimore
	106	17	Terry Allen	10/24/99	Denver
102 105 23	Corey Dillon	10/17/04	Seattle		
	105	23	Sam Cunningham	09/18/77	K.C.
	105	22	Craig James	01/12/86	at Miami*
	105	11	Dick Christy	11/1/60	NY Titans
106	104	25	John Stephens	11/06/88	Miami
	104	23	Robert Edwards	10/19/98	N.Y. Jets
	104	23	Craig James	01/05/86	at LA Raid.*
	104	22	Robert Edwards	10/11/98	K.C.
	104	22	Jim Nance	11/13/66	Houston
	104	21	Curtis Martin	11/02/97	at Minnesota
112	103	32	Tony Collins	12/19/82	at Seattle
	103	24	Curtis Martin	12/23/95	at Ind.
	103	22	Tony Collins	10/25/81	at Washington
	103	21	Andy Johnson	10/26/75	S.F.
	103	15	Don Calhoun	12/07/75	N.Y. Jets
	103	7	Steve Grogan	10/18/76	N.Y. Jets
118	102	19	Curtis Martin	09/03/95	Cleveland
119	101	31	Sam Cunningham	10/09/77	Seattle
	101	24	Robert Edwards	12/20/98	San Fran.
	101	21	Sam Cunningham	10/03/76	Oakland
122	100	22	Antowain Smith	01/18/04	Ind.*
	100	20	Antowain Smith	11/11/01	Buffalo
	100	22	Mark van Egghen	12/19/82	at Seattle
	100	21	Tony Collins	11/06/83	Buffalo
	100	19	Sam Cunningham	11/23/75	at Buffalo
100 18	Corey Dillon	12/05/04	at Cleve.		
	100	17	Vagas Ferguson	11/23/80	Baltimore
	100	6	Robert Weathers	09/04/83	Baltimore

* = Playoffs

Accomplished 129 Times: 17 Nance; 15 Martin, C.; 11 Cunningham; 10 Dillon; 9 James; 8 Calhoun, Collins; 7 Stephens, A. Smith; 5 Russell; 4 Edwards, Johnson; 3 Garrison, Ivory; 2 Allen, Burton, C. Garrett; 1 Ashton, Christy, Ferguson, J.D. Garrett, Grogan, Herron, LeBlanc, Lockwood, Tatupu, van Egghen, Vaughn, R. Weathers.

100-YARD RECEIVING GAMES

#	YDS	REC	NAME	DATE	OPPONENT
1	214	13	Terry Glenn	10/03/99	at Cleveland
2	193	9	Terry Glenn	12/06/98	at Pittsburgh
3	182	5	Stanley Morgan	11/08/81	Miami
4	176	16	Troy Brown	09/22/02	Kansas City
5	170	5	Stanley Morgan	11/26/78	at Baltimore
6	167	8	Art Graham	11/06/64	Houston
7	165	8	Irving Fryar	10/04/92	at N.Y. Jets
8	163	7	Terry Glenn	10/27/97	Green Bay
9	162	7	Stanley Morgan	10/12/86	N.Y. Jets
10	161	9	Vincent Brisby	10/01/95	at Atlanta
	161	9	Irving Fryar	10/20/91	Minnesota
	161	8	Ben Coates	09/04/94	at Miami
	161	7	Stanley Morgan	09/21/86	Seattle
14	158	5	Stanley Morgan	11/04/79	at Buffalo
	158	3	Ron Sellers	12/14/69	at Houston
16	156	6	Art Graham	10/05/63	at N.Y. Jets
17	151	5	Stanley Morgan	10/28/79	at Baltimore
18	150	7	Michael Timpson	12/22/92	at Cincinnati
19	149	10	Tony Romeo	11/17/63	Kansas City
	149	6	Randy Vataha	12/07/75	N.Y. Jets
21	148	9	Terry Glenn	12/12/99	at Ind.
	148	8	Cedric Jones	09/10/89	at N.Y. Jets
	148	8	Stanley Morgan	12/22/86	at Miami
24	147	7	Gino Cappelletti	10/31/64	at N.Y. Jets
	147	5	Harold Jackson	12/16/79	Minnesota
26	146	6	Stanley Morgan	11/01/87	LA Raid.
	146	5	Gino Cappelletti	12/18/65	Houston
28	143	10	Deion Branch	02/01/04	Carolina*
	143	8	Irving Fryar	11/17/91	N.Y. Jets
30	142	4	Stanley Morgan	11/30/80	at S.F.
	142	4	Jim Colclough	10/06/62	at N.Y. Titans
32	141	7	Stanley Morgan	01/02/83	Buffalo
	141	3	Stanley Morgan	11/22/81	at Buffalo
34	140	6	Stanley Morgan	10/06/85	Cleveland
	140	4	Aaron Marsh	09/22/68	N.Y. Jets
36	139	7	Don Hasselbeck	10/11/81	at N.Y. Jets
	139	6	Russ Francis	09/26/76	at Pittsburgh
38	137	9	Jim Colclough	11/17/63	Kansas City
39	136	9	Stanley Morgan	10/09/83	at Ind.
40	135	5	Ben Coates	11/03/96	Miami
41	134	11	Art Graham	11/20/66	at Kansas City
	134	6	Irving Fryar	11/24/91	Buffalo
	134	6	Jim Colclough	12/20/64	Buffalo
	134	6	Jim Whalen	10/15/67	Miami
45	133	11	Deion Branch	02/06/05	Phila.*
46	132	6	Irving Fryar	10/13/85	Buffalo
47	131	6	Troy Brown	10/19/03	at Miami
	131	6	Shawn Jefferson	11/23/98	Miami
	131	6	Gino Cappelletti	10/13/61	Houston
50	130	10	Hart Lee Dykes	12/17/89	at Pittsburgh
	130	7	Stanley Morgan	12/05/82	at Chicago
52	129	11	Terry Glenn	11/19/00	Cincinnati
	129	7	Randy Vataha	12/05/71	Miami
	129	6	Stanley Morgan	12/09/79	at N.Y. Jets
55	128	13	Deion Branch	09/29/02	at San Diego
56	127	6	Harold Jackson	10/19/80	at Baltimore
	127	6	Cedric Jones	11/05/89	N.Y. Jets
	127	4	Stanley Morgan	12/26/82	at Pittsburgh
	127	3	Jim Colclough	11/30/62	N.Y. Titans
60	126	5	Harold Jackson	09/27/81	at Pittsburgh
	126	5	Russ Francis	09/24/78	at Oakland
	126	3	Irving Fryar	10/12/86	N.Y. Jets
63	125	10	Michael Timpson	09/18/94	at Cincinnati
	125	7	Russ Francis	11/23/75	at Buffalo
	125	6	Stanley Morgan	10/05/86	Miami
	125	5	Troy Brown	10/19/97	at N.Y. Jets
	125	3	Stanley Morgan	09/18/78	Baltimore
68	124	9	Ben Coates	09/11/94	Buffalo
	124	8	Terry Glenn	12/21/96	at N.Y. Giants
	124	7	Harold Jackson	09/03/78	Washington

	#	YDS	REC	NAME	DATE	OPPONENT
	124	6		Troy Brown	09/21/97	Chicago
	124	5		Stanley Morgan	11/29/79	at Miami
	124	5		Dick Christy	11/04/60	Oakland
	124	4		Ron Sellers	11/02/69	Houston
75	123	9		Ben Coates	10/09/94	LA Raid.
	123	7		Jim Colclough	09/16/61	Denver
	123	5		Jim Colclough	11/11/62	at Denver
	123	5		Joe Johnson	11/25/60	Houston
79	122	8		Stanley Morgan	11/04/84	at Denver
	122	7		Terry Glenn	09/19/99	Ind.
	122	5		Stanley Morgan	11/28/82	Houston
	122	4		Jim Whalen	12/17/67	at Miami
	122	3		Irving Fryar	10/30/88	Chicago
84	121	8		Troy Brown	01/27/02	at Pittsburgh*
	121	8		Darryl Stingley	10/30/77	N.Y. Jets
	121	8		Stanley Morgan	12/14/86	S.F.
	121	4		Stanley Morgan	12/22/85	Cincinnati
	121	4		Tony Romeo	09/21/62	Denver
	121	3		Harold Jackson	09/09/79	N.Y. Jets
90	120	6		David Givens	09/19/04	at Arizona
	120	8		Troy Brown	10/21/01	at Ind.
	120	7		Stanley Morgan	11/10/85	Ind.
	120	4		Larry Garron	12/28/63	at Buffalo *
94	119	12		Troy Brown	12/04/00	Kansas City
	119	12		Ben Coates	11/27/94	at Ind.
	119	8		Greg McMurtry	12/08/91	Ind.
97	118	7		Stanley Morgan	11/16/86	at LA Rams
	118	6		Vincent Brisby	11/12/95	at Miami
	118	5		Harold Jackson	10/29/78	N.Y. Jets
	118	4		Stanley Morgan	10/04/81	Kansas City
	118	3		Gino Cappelletti	11/13/66	Houston
102	117	11		Troy Brown	10/14/01	San Diego
	117	6		Eric Sievers	12/10/89	at Miami
	117	6		Vincent Brisby	10/02/94	Green Bay
	117	4		David Patten	10/21/01	at Ind.
106	116	9		Art Graham	09/09/67	at San Diego
	116	7		Stanley Morgan	09/07/86	Ind.
	116	4		Deion Branch	01/23/05	at Pitt. *
	116	4		Shawn Jefferson	10/25/98	at Miami
	116	4		Darryl Stingley	10/23/77	Baltimore
111	115	6		Vincent Brisby	12/24/94	at Chicago
	115	4		Irving Fryar	11/04/90	at Phila.
113	114	4		Jim Colclough	11/07/65	Buffalo
	114	3		Stanley Morgan	10/21/84	Miami
115	113	10		Michael Timpson	11/13/94	Minnesota
	113	7		Terry Glenn	09/12/99	at N.Y. Jets
	113	6		Larry Garron	12/11/66	at Houston
	113	5		David Patten	10/03/04	at Buffalo
	113	3		Shawn Jefferson	10/31/99	at Arizona
	113	2		Jim Whalen	10/27/68	at N.Y. Jets
121	112	10		Terry Glenn	11/30/96	Miami
	112	8		Will Moore	09/10/95	Miami
	112	5		Don Hasselbeck	10/25/81	at Washington
	112	3		Jim Colclough	12/17/67	at Miami
125	111	10		Troy Brown	11/28/02	at Detroit
	111	8		Gino Cappelletti	12/18/66	at N.Y. Jets
	111	6		Don Hasselbeck	09/06/81	Baltimore
128	110	7		Daniel Graham	10/26/03	Cleveland
	110	7		Terry Glenn	10/14/01	San Diego
	110	8		Troy Brown	11/19/00	Cincinnati
	110	6		Irving Fryar	09/21/86	Seattle
	110	6		Jim Colclough	10/18/63	Denver
133	109	10		Ben Coates	11/01/98	at Ind.
	109	7		Kevin Faulk	11/10/02	at Chicago
	109	6		Tony Collins	10/27/85	at Tampa Bay
	109	4		Gino Cappelletti	12/28/63	at Buffalo *
	109	4		Tony Simmons	11/01/98	at Ind.
	109	3		Jim Whalen	10/25/65	at Oakland
139	108	8		Kevin Faulk	11/23/03	at Houston
	108	7		David Patten	09/22/02	Kansas City

100-YARD RECEIVING GAMES (CONT.)

#	YDS	REC	NAME	DATE	OPPONENT
	108	8	Ben Coates	09/18/94	at Cincinnati
	108	8	Hart Lee Dykes	12/24/89	LA Rams
	108	6	Ben Coates	10/31/93	at Indy
	108	6	Billy Lott	10/22/61	Buffalo
	108	5	Troy Brown	10/01/00	at Denver
	108	5	Reggie Rucker	11/18/73	Green Bay
	108	5	Ron Sellers	10/04/70	Baltimore
	108	4	Shawn Jefferson	11/02/97	at Minnesota
	108	2	Stanley Morgan	09/21/80	at Seattle
	108	2	Stephen Starring	09/25/83	at Pittsburgh
151	107	8	David Patten	01/19/02	Oakland*
	107	7	Randy Vataha	10/24/71	at Dallas
	107	7	Tony Simmons	10/10/99	at Kansas City
	107	6	Irving Fryar	11/01/87	LA Raid.
	107	5	David Patten	12/12/04	Cincinnati
	107	5	David Givens	10/24/04	N.Y. Jets
	107	5	Stanley Morgan	12/07/86	Cincinnati
	107	3	Deion Branch	11/03/03	at Denver
159	106	7	Troy Brown	09/09/02	at Cincinnati
	106	9	Ben Coates	09/03/95	Cleveland
	106	4	Harold Jackson	10/01/78	San Diego
	106	2	Larry Garron	10/23/66	San Diego
163	105	6	Deion Branch	11/22/04	at Kansas City
	105	5	Harold Jackson	11/29/79	at Miami
	105	5	Hart Lee Dykes	11/12/89	N.O.
	105	5	Troy Brown	12/19/99	at Phila.
	105	4	Terry Glenn	10/04/98	at N.O.
	105	3	Stephen Starring	09/02/84	at Buffalo
169	104	9	Shawn Jefferson	01/03/98	at Pitt.*
	104	8	Terry Glenn	11/29/98	Buffalo
	104	8	Stanley Morgan	09/11/86	at N.Y. Jets
	104	8	Derrick Ramsey	11/18/84	Ind.
	104	3	Art Graham	11/29/64	at Houston
	104	3	Stanley Morgan	10/08/78	Phila.
175	103	7	Gino Cappelletti	11/03/62	at Buffalo
	103	7	Reggie Rucker	10/08/72	at Buffalo
	103	6	Andy Johnson	12/21/75	at Baltimore
	103	5	Hart Lee Dykes	10/07/90	Seattle

#	YDS	REC	NAME	DATE	OPPONENT
179	102	8	Troy Brown	12/24/00	Miami
	102	7	Stanley Morgan	10/25/87	at Ind.
	102	5	David Patten	10/06/02	at Miami
	102	5	Irving Fryar	10/22/89	at S.F.
	102	5	Ron Sellers	10/25/70	at Baltimore
	102	5	Stanley Morgan	09/07/86	Ind.
	102	5	Stephen Starring	09/07/86	Ind.
	102	4	Terry Glenn	09/20/98	Tennessee
	102	3	Ron Sellers	12/07/69	at San Diego
	102	3	Stanley Morgan	10/14/84	Cincinnati
	102	3	Stanley Morgan	09/07/80	Cleveland
	102	3	Stanley Morgan	09/09/79	N.Y. Jets
191	101	8	David Givens	10/31/04	at Pitt.
	101	8	Russ Francis	12/31/78	Houston*
	101	6	Vincent Brisby	11/26/95	at Buffalo
	101	6	Gino Cappelletti	10/09/64	San Diego
	101	6	Irving Fryar	09/20/92	Seattle
	101	5	Stanley Morgan	12/09/84	at Phila.
	101	5	Michael Timpson	09/11/94	Buffalo
	101	5	Ron Sellers	11/23/69	Buffalo
199	100	6	Bob Adams	12/09/73	at Buffalo
	100	5	David Givens	11/07/04	at St. Louis
	100	4	Randy Vataha	12/19/71	at Baltimore
	100	3	Stanley Morgan	01/04/87	at Denver*
	100	3	Don Calhoun	12/14/75	Buffalo

*=playoffs

Accomplished 203 times: 39 times Stanley Morgan; 14 Troy Brown; 13 Terry Glenn; 12 Irving Fryar; 9 Ben Coates, Jim Colclough; 8 Gino Cappelletti, Harold Jackson; 6 Deion Branch, David Patten, Ron Sellers; 5 Vincent Brisby, Art Graham, Shawn Jefferson; 4 Hart Lee Dykes, Russ Francis, David Givens, Michael Timpson, Jim Whalen, Randy Vataha; 3 Larry Garron, Don Hasselbeck, Stephen Starring; 2 Kevin Faulk, Cedric Jones, Tony Romero, Reggie Rucker, Tony Simmons, Darryl Stingley; 1 Bob Adams, Don Calhoun, Dick Christy, Tony Collins, Daniel Graham, Andy Johnson, Joe Johnson, Billy Lott, Aaron Marsh, Greg McMurtry, Will Moore, Derrick Ramsey, Eric Sievers.

300-YARD PASSING GAMES

#	YDS.	NAME	DATE	OPPONENT	ATT	COMP	TDS	INTS	QB RATING
1	426	Drew Bledsoe	11/13/94	Minnesota	70	45	3	0	95.3
2	423	Drew Bledsoe	11/23/98	Miami	54	28	2	2	74.8
3	421	Drew Bledsoe	09/04/94	at Miami	51	32	4	2	98.6
4	419	Drew Bledsoe	11/03/96	Miami	41	30	3	2	109.7
5	414	Tony Eason	09/21/86	Seattle	45	26	3	0	110.8
6	410	Tom Brady	09/22/02	Kansas City	54	39	4	1	110.9
7	402	Tom Ramsey	11/29/87	Philadelphia	53	34	3	2	90.3
8	401	Steve Grogan	10/12/86	N.Y. Jets	42	23	3	0	111.3
9	400	Babe Parilli	10/16/64	Oakland	47	25	4	4	74.8
10	393	Drew Bledsoe	10/03/99	at Cleveland	43	29	1	0	104.1
11	380	Drew Bledsoe	09/11/94	Buffalo	42	26	3	2	95.3
12	379	Babe Parilli	12/17/66	at N.Y. Jets	38	21	3	2	94.1
	379	Drew Bledsoe	12/12/99	at Indianapolis	44	31	1	1	94.8
14	375	Tony Eason	11/16/86	at L.A. Rams	52	36	2	2	86.6
15	374	Steve Grogan	11/10/80	at Houston	39	25	3	2	99.7
16	373	Drew Bledsoe	10/27/96	Buffalo	45	32	1	0	103.3
17	372	Hugh Millen	11/17/91	N.Y. Jets	43	30	1	1	94.3
18	368	Tom Brady	11/23/03	at Houston	47	29	2	2	82.6
19	365	Drew Bledsoe	09/18/94	at Cincinnati	50	30	1	2	72.5
	365	Steve Grogan	11/23/75	at Buffalo	46	25	2	3	67.8
21	364	Tom Brady	10/14/01	San Diego	54	33	2	0	93.4
22	355	Steve Grogan	11/08/81	Miami	40	23	1	4	53.6
23	354	Tom Brady*	02/01/04	Carolina	48	32	3	1	100.5
	354	Babe Parilli	11/17/63	Kansas City	45	25	1	1	79.3
25	353	Tom Brady	09/29/02	at San Diego	53	36	2	2	83.3
26	350	Steve Grogan	11/29/79	at Miami	39	21	3	2	88.6

300-YARD PASSING GAMES (CONT.)

#	YDS	NAME	DATE	OPPONENT	ATT	COMP	TDS	INTS	QB RATING
	350	Tom Brady	11/03/03	at Denver	35	20	3	1	108.0
	350	Steve Grogan	11/04/79	at Buffalo	35	19	3	1	105.7
29	348	Jim Plunkett	11/18/73	Green Bay	32	18	2	1	102.1
30	341	Tony Eason	09/17/89	Miami	49	25	1	1	71.9
31	340	Drew Bledsoe	08/31/97	San Diego	39	26	4	0	128.2
	340	Drew Bledsoe	09/12/99	at N.Y. Jets	30	21	1	1	104.9
33	336	Drew Bledsoe	12/16/95	at Pittsburgh	60	39	3	1	89.3
34	335	Tom Brady	09/09/04	Indianapolis	38	26	3	1	111.2
35	334	Drew Bledsoe	10/02/94	Green Bay	53	29	2	1	78.7
	334	Drew Bledsoe	10/10/99	at Kansas City	45	23	2	2	71.9
37	333	Babe Parilli	11/29/64	at Houston	36	20	3	1	103.1
38	331	Babe Parilli	10/18/63	Denver	31	21	2	0	124.5
	331	Drew Bledsoe	12/19/99	at Philadelphia	49	23	0	4	35.3
40	330	Hugh Millen	12/08/91	Indianapolis	40	21	2	2	76.0
	330	Steve Grogan	10/11/81	at N.Y. Jets	30	19	1	2	84.0
42	329	Drew Bledsoe	01/02/94	Miami	43	27	4	1	107.6
43	328	Tom Brady	11/10/02	at Chicago	55	36	3	1	92.1
44	327	Drew Bledsoe	12/06/98	at Pittsburgh	34	21	1	3	66.7
45	326	Hugh Millen	10/20/91	Minnesota	32	22	1	1	99.2
46	325	Matt Cavanaugh	09/27/81	at Pittsburgh	42	22	1	1	76.0
47	321	Drew Bledsoe	10/09/94	L.A. Raiders	55	23	2	3	50.6
48	317	Drew Bledsoe	10/04/98	at New Orleans	35	21	1	3	63.6
	317	Steve Grogan	10/28/79	at Baltimore	36	15	2	1	80.4
50	315	Tom Brady	11/22/04	at Kansas City	26	17	1	0	119.9
	315	Steve Grogan	09/09/79	N.Y. Jets	18	13	5	0	153.9
52	313	Drew Bledsoe	11/02/97	at Minnesota	42	27	2	1	92.7
	313	Steve Grogan	12/24/89	L.A. Rams	46	25	1	2	64.9
	313	Tony Eason	11/04/84	at Denver	38	21	1	1	80.3
	313	Tony Eason	10/21/84	Miami	29	19	3	0	136.1
56	312	Tom Brady*	01/19/02	Oakland	52	32	0	1	70.4
	312	Drew Bledsoe	12/24/00	Miami	34	18	2	2	79.5
58	310	Drew Bledsoe	10/06/96	at Baltimore	39	25	4	0	122.8
59	306	Drew Bledsoe	11/01/98	at Indianapolis	35	22	2	1	98.0
	306	Steve Grogan	10/25/81	at Washington	30	17	0	2	64.0
61	304	Tom Yewcic	10/05/63	at N.Y. Jets	38	18	3	4	57.3
	304	Tony Eason	10/06/85	at Cleveland	28	20	1	1	103.9
63	302	Drew Bledsoe	09/03/95	Cleveland	47	30	0	0	82.0
64	301	Drew Bledsoe	09/21/97	Chicago	37	24	2	1	96.8
	301	Drew Bledsoe	12/21/96	at N.Y. Giants	47	31	2	2	80.2
66	300	Vito Parilli*	12/28/63	at Buffalo	35	14	2	1	78.3

*=playoffs

Accomplished 66 times: 26 Bledsoe; 11 Grogan; 10 Brady; 6 Eason, Parilli; 3 Millen; 1 Cavanaugh, Plunkett, Ramsey, Yewcic.

TOP SACK PERFORMANCES

SACKS	PLAYER	POS	DATE	OPPONENT	SACKS	PLAYER	POS	DATE	OPPONENT
4.0	Mike Hawkins	LB	09/09/79	N.Y. Jets	3.0	John Lee	LB	11/29/81	St. Louis
4.0	Tony McGee	DE	11/16/78	at Baltimore	3.0	Richard Bishop	NT	11/02/80	N.Y. Jets
4.0	Julius Adams	DE	12/04/77	at Atlanta	3.0	Ray Hamilton	DE	10/13/80	Miami
3.5	Chris Slade	LB	11/20/94	San Diego	3.0	Ray Hamilton	DE	11/28/76	Denver
3.5	Andre Tippett	LB	10/26/86	at Buffalo	3.0	Tony McGee	DE	11/28/76	Denver
3.0*	Willie McGinest	LB	01/10/04	Tennessee	3.0	Pete Barnes	LB	11/14/76	at Baltimore
3.0	Mike Vrabel	LB	10/26/03	Cleveland	3.0	Connell Smith	DE	10/06/74	Baltimore
3.0	Henry Thomas	DT	12/13/98	at St. Louis	3.0	Ed Philpott	LB	09/29/68	Denver
3.0	Chad Eaton	DT	12/06/98	at Pittsburgh	3.0	Houston Antwine	DT	09/08/68	at Buffalo
3.0	Chris Slade	LB	09/14/97	N.Y. Jets	3.0	Jim Lee Hunt	DT	12/04/66	Buffalo
3.0	Chris Slade	LB	09/12/93	Detroit	3.0	Jack Rudolph	LB	09/16/60	at N.Y. Jets
3.0	Andre Tippett	LB	11/22/87	Indianapolis	2.5*	Jarvis Green	DE	01/18/04	Indianapolis
3.0	Andre Tippett	LB	11/15/87	Dallas	2.5	Chris Slade	LB	10/02/94	Green Bay
3.0	Andre Tippett	LB	10/18/87	at Houston	2.5	Andre Tippett	LB	09/08/91	Cleveland
3.0	Don Blackmon	LB	09/07/86	Indianapolis	2.5	Garin Veris	DE	11/02/86	Atlanta
3.0*	Garin Veris	DE	12/28/85	at N.Y. Jets	2.5	Andre Tippett	LB	09/02/84	at Buffalo
3.0	Julius Adams	DE	11/24/85	at N.Y. Jets	2.5	Tony McGee	DE	12/14/80	Buffalo
3.0	Andre Tippett	LB	11/10/85	Indianapolis	2.5	Tony McGee	DE	11/04/79	at Buffalo
3.0	Andre Tippett	LB	10/20/85	N.Y. Jets	2.5	Larry Eisenhauer	DE	11/13/66	Houston
3.0	Don Blackmon	LB	09/08/85	Green Bay	2.5	Jim Lee Hunt	DT	09/18/66	at Denver
3.0	Andre Tippett	LB	09/08/85	Green Bay	2.5	Larry Eisenhauer	DE	12/18/65	Houston
3.0	Toby Williams	DE	11/18/84	at Indianapolis					

*=playoff

OPPONENT 100-YARD RUSHING GAMES

#	Yds	Att.	Player	Date	Opponent
1	250	29	OJ Simpson	09/16/73	Buffalo
2	219	22	OJ Simpson	12/09/73	at Buffalo
3	217	27	LaDainian Tomlinson	09/29/02	at San Diego
4	210	26	Greg Bell	12/24/89	L.A. Rams
5	197	15	Mercury Morris	09/30/73	at Miami
6	190	31	Harold Green	12/20/92	at Cincinnati
7	185	31	Ricky Williams	12/29/02	Miami
8	185	21	OJ Simpson	12/14/75	Buffalo
9	180	30	Priest Holmes	09/22/02	Kansas City
10	174	36	Chris Warren	09/19/93	Seattle
11	173	28	Herschel Walker	11/15/87	Dallas
12	171	32	Terrell Davis	10/06/97	at Denver
13	168	22	Richard Huntley	01/06/02	at Carolina
14	168	32	John Riggins	10/15/72	N.Y. Jets
15	165	22	Thurman Thomas	11/18/90	at Buffalo
16	163	18	James Brooks	02/07/86	Cincinnati
17	162	19	Tony Dorsett	09/21/81	Dallas
18	159	23	Sammie Smith	09/09/90	Miami
19	157	33	Ruben Mayes	11/30/86	at NO
20	155	27	Roland Hooks	11/06/77	Buffalo
21	154	32	Terrell Davis	11/17/96	Denver
22	153	33	Joe Cribbs	12/13/81	Buffalo
23	152	20	John Riggins	12/07/75	N.Y. Jets
24	151	26	Greg Pruitt	09/26/77	at Cleveland
25	150	18	Emerson Boozier	10/15/72	N.Y. Jets
26	149	31	Curtis Martin	11/15/99	N.Y. Jets
27	149	39	Ernest Byner	12/15/90	Wash.
28	148	32	Barry Sanders	09/12/93	Detroit
29	147	30	Floyd Little	11/03/68	Denver
30	146	16	Randy McMillan	09/06/81	Baltimore
31	144	29	Lamar Smith	10/07/01	at Miami
32	143	30	Edgerrin James	10/21/01	at Ind.
33	143	40	Johnny Hector	10/12/86	N.Y. Jets
34	143	34	Curtis Martin	10/15/00	N.Y. Jets
35	142	34	Lydell Mitchell	12/16/73	at Baltimore
36	142	32	Cookie Gilchrist	09/21/65	Denver
37	142	30	Edgerrin James	09/09/04	Ind.
38	140	33	John Riggins	09/23/84	Wash.
39	139	25	Hoyle Granger	12/14/69	at Houston
40	137	18	Wilbert Montgomery	09/13/81	at Phila.
41	137	8	Paul Lowe	10/28/60	San Diego
42	136	31	Ahman Green	10/13/02	Green Bay
43	136	28	Anthony Thompson	11/25/90	at Phoenix
44	136	22	Thurman Thomas	10/28/90	Buffalo
45	136	30	Ottis Anderson	12/02/84	St. Louis
46	136	24	Mike Pruitt	10/20/83	Cleveland
47	136	29	Franco Harris	12/08/74	Pittsburgh
48	133	32	Larry Mason	10/04/87	Cleveland
49	132	28	John Riggins	10/14/73	N.Y. Jets
50	131	18	Barry Sanders	09/25/94	at Detroit
51	131	17	Wayne Patrick	10/11/69	at Buffalo
52	130	30	Earl Campbell	11/10/80	at Houston
53	128	31	Adrian Murrell	11/10/96	at N.Y. Jets
54	127	29	Marshall Faulk	09/13/98	Ind.
55	126	32	Thurman Thomas	11/03/91	at Buffalo
56	125	25	William Andrews	10/30/83	at Atlanta
57	125	25	Duce Staley	10/31/04	Pitt.
58	124	20	Edgerrin James	10/22/00	at Ind.
59	124	8	Randall Cunningham	11/04/90	at Phila.
60	124	19	William Andrews	09/14/80	Atlanta
61	124	22	Matt Snell	12/18/67	at N.Y. Jets
62	124	22	Hoyle Granger	11/26/67	at Houston
63	123	15	Mario Bates	12/03/96	N.O.
64	123	21	Leroy Hoard	11/06/94	at Cleveland
65	123	25	Bernie Parmalee	10/30/94	Miami
66	123	24	Anthony Toney	11/29/87	Phila.
67	123	17	OJ Simpson	11/01/70	Buffalo
68	122	21	Johnny Johnson	10/16/94	at N.Y. Jets
69	122	24	Chris Warren	09/20/92	Seattle
70	122	32	OJ Simpson	10/20/74	at Buffalo
71	122	19	Abner Haynes	09/08/62	at Dallas
72	121	16	Larry Czonka	11/09/69	Miami
73	120	18	Thurman Thomas	09/27/92	Buffalo
74	120	16	Stanley Wilson	12/7/86	Cincinnati
75	120	16	Don Nottingham	09/28/75	Miami
76	119	28	Derrick Moore	10/29/95	Carolina
77	119	17	Tony Nathan	12/06/81	Miami

#	Yds	Att.	Player	Date	Opponent
78	119	21	Benny Malone	10/31/76	at Miami
79	119	20	Clemson Daniels	10/08/65	Oakland
80	119	26	Thurman Thomas	10/27/96	Buffalo
81	118	32	Edgerrin James	09/19/99	Ind.
82	118	14	Brent Fullwood	10/09/88	at G.B.
83	118	29	Eric Dickerson	10/02/88	Ind.
84	118	30	Joe Cribbs	10/30/80	at Buffalo
85	118	27	Earl Campbell	12/13/78	Houston
86	117	19	Merril Hoge	12/09/90	at Pittsburgh
87	117	27	Eric Dickerson	11/22/87	Ind.
88	117	23	Emerson Boozier	12/18/67	at N.Y. Jets
89	116	26	Curt Warner	12/18/83	at Seattle
90	116	19	Delvin Williams	10/22/78	Miami
91	115	20	Kevin Mack	10/06/85	at Cleveland
92	115	21	Larry Czonka	12/06/70	at Miami
93	115	26	Karim Abdul-Jabbar	09/01/96	at Miami
94	114	24	Thurman Thomas	09/05/93	at Buffalo
95	113	24	Heath Sherman	11/04/90	at Phila.
96	113	15	Mercury Morris	12/03/72	Miami
97	113	20	Larry Brown	10/01/72	Wash.
98	113	23	Leroy Kelly	11/21/71	at Cleveland
99	112	19	Barry Word	12/02/90	K.C.
100	111	26	Clinton Portis	11/03/03	at Denver
101	111	26	Clinton Portis	10/27/02	Denver
102	111	30	Thurman Thomas	11/07/93	Buffalo
103	111	17	John Fuqua	10/22/72	at Pittsburgh
104	110	18	Adrian Murrell	09/14/97	N.Y. Jets
105	110	17	Freeman McNeil	10/28/84	N.Y. Jets
106	110	25	OJ Simpson	10/24/76	at Buffalo
107	109	13	Lorenzo Hampton	12/22/86	at Miami
108	109	23	Matt Snell	10/26/69	at N.Y. Jets
109	109	19	Bill Mathis	10/01/61	at N.Y. Jets
110	108	19	Mark Higgs	11/21/93	at Miami
111	107	27	Garrison Hearst	12/20/98	S.F.
112	107	28	Curtis Martin	10/19/98	N.Y. Jets
113	107	23	Joe Cribbs	12/14/86	S.F.
114	107	23	Andre Franklin	12/12/82	Miami
115	107	23	Cookie Gilchrist	11/03/62	at Buffalo
116	106	26	Curtis Martin	12/22/02	N.Y. Jets
117	106	24	Curtis Martin	09/23/01	N.Y. Jets
118	106	31	J.J. Johnson	11/21/99	at Miami
119	106	26	Thurman Thomas	09/11/94	Buffalo
120	106	28	Dalton Hilliard	11/12/89	N.O.
121	106	25	Franco Harris	09/25/83	at Pittsburgh
122	106	19	Freeman McNeil	09/19/82	N.Y. Jets
123	105	36	Rickey Williams	10/05/02	at Miami
124	105	21	Thurman Thomas	10/01/89	at Buffalo
125	105	24	Curt Warner	11/17/85	at Seattle
126	105	18	Larry Watkins	09/16/73	Buffalo
127	105	21	Floyd Little	09/14/69	at Denver
128	104	24	Corey Dillon	09/09/01	at Cincinnati
129	104	32	Jamal Anderson	11/08/98	Atlanta
130	104	19	Ricky Waters	10/11/92	S.F.
131	104	19	Tim Worley	12/17/89	at Pittsburgh
132	104	22	Johnny Hector	12/13/87	N.Y. Jets
133	104	17	Joe Cribbs	01/02/83	Buffalo
134	104	18	Woody Campbell	12/15/68	at Houston
135	103	25	Kevan Barlow	01/02/05	S.F.
136	103	22	OJ Simpson	11/19/72	Buffalo
137	102	29	Curtis Martin	12/27/98	at N.Y. Jets
138	102	24	Eric Dickerson	11/16/86	at L.A. Rams
139	102	17	Kenny King	11/01/81	at Oakland
140	102	16	Curtis Dickey	11/23/80	Baltimore
141	101	31	Eddie George	12/16/02	at Tennessee
142	101	20	Edgerrin James	12/12/99	at Ind.
143	101	23	William Howard	12/11/88	T.B.
144	101	23	Franco Harris	12/26/82	at Pittsburgh
145	101	18	Joe Delaney	10/04/81	K.C.
146	101	23	Jim Braxton	12/14/75	Buffalo
147	100	23	Eddie George	09/20/98	Tennessee
148	100	26	Dorsey Levens	10/27/97	G.B.
149	100	20	Blair Thomas	09/30/90	N.Y. Jets
150	100	19	Wilbert Montgomery	12/09/84	at Phila.
151	100	32	Horace King	10/10/76	at Detroit
152	100	16	John Riggins	10/13/74	at N.Y. Jets
153	100	14	Mercury Morris	10/28/73	Miami
154	100	8	Mark Smolinski	09/08/63	N.Y. Jets

OPPONENT 100-YARD RECEIVING GAMES

EXECUTIVES

FOOTBALL STAFF

2005 PLAYERS

2004 SEASON

HISTORY

RESULTS

RECORDS

PLAYOFF HISTORY

EXTRA POINTS

#	YDS REC.	PLAYER	DATE	OPPONENT
1	232	13 Charles Hennigan	10/13/61	at Houston
2	211	5 Irving Fryar	09/04/94	at Miami
3	210	13 Lance Alworth	11/10/63	San Diego
4	206	11 Art Powell	10/08/65	Oakland
5	202	8 Charles Hennigan	09/16/62	Houston
6	194	8 Keyshawn Johnson	09/12/99	at NY Jets
7	187	6 Roger Carr	09/18/78	Baltimore
8	182	6 Charles Frazier	09/19/65	at Houston
9	181	12 Charles Hennigan	11/29/64	at Houston
10	177	8 Eric Moulds	11/29/98	Buffalo
11	177	6 Lance Alworth	10/23/66	San Diego
12	175	9 Rob Moore	09/30/90	NY Jets
13	171	9 Bill Groman	11/25/60	Houston
14	169	7 Lionell Taylor	09/29/63	at Denver
15	168	9 Andre Reed	09/27/92	Buffalo
16	168	6 Wesley Walker	11/24/85	at N.Y. Jets
17	164	5 Don Maynard	11/19/67	N.Y. Jets
18	163	7 Anthony Johnson	11/15/92	at Ind.
19	163	6 Tim McGee	09/23/90	at Cincinnati
20	162	11 Art Powell	10/06/62	at N.Y. Jets
21	160	13 Rod Smith	10/01/00	at Denver
22	160	5 Gene Washington	10/31/71	at S.F.
23	160	3 Dave Kocurek	10/07/61	San Diego
24	159	6 Rod Smith	10/28/01	at Denver
25	159	13 Marvin Harrison	10/08/00	Ind.
26	158	6 Charles Frazier	11/13/66	Houston
27	157	8 Marvin Harrison	10/21/01	at Ind.
28	157	7 Michael Jackson	09/03/95	Cleveland
29	156	9 Butch Johnson	11/04/84	at Denver
30	156	5 Marvin Harrison	10/22/00	at Ind.
31	155	10 Chris Burford	09/25/66	K.C.
32	152	11 Keenan McCardell	12/07/97	at Jacksonville
33	152	8 Henry Ellard	10/13/96	Wash.
34	151	7 Stephanie Paige	12/02/90	K.C.
35	151	4 Jeff Thorne	09/8/82	Denver
36	150	9 Koren Robinson	10/07/04	Seattle
37	150	8 Art Powell	09/22/63	at Oakland
38	150	7 Bill Groman	12/18/60	at Houston
39	148	5 Bill Groman	10/13/61	at Houston
40	147	11 Tony Gonzalez	12/04/00	Kansas City
41	147	7 Andre Reed	09/11/94	Buffalo
42	147	6 Lance Alworth	12/07/69	at San Diego
43	147	4 J.D. Hill	11/23/87	at Buffalo
44	145	12 T.J. Houshmanzadeh	12/12/04	Cincinnati
45	145	8 Duriel Harris	11/08/81	Miami
46	145	8 Ernie Jones	09/29/91	at Phoenix
47	144	7 Frank Jackson	12/06/64	at K.C.
48	143	11 Bake Turner	10/31/64	at N.Y. Jets
49	143	9 Charles Frazier	11/06/64	Houston
50	141	8 Charles Taylor	10/01/72	Wash.
51	141	6 Glenn Bass	11/15/64	at Buffalo
52	140	10 Chris Burford	10/12/82	Dallas
53	140	4 Mushin Muhammad	02/01/04	Carolina *
54	140	6 Wesley Walker	10/20/85	N.Y. Jets
55	138	8 Steve Largent	11/17/85	at Seattle
56	138	6 Cliff Branch	12/01/74	at Oakland
57	137	9 Donnie Stone	12/03/61	at Denver
58	137	9 Fred Biletnikoff	12/18/76	at Oakland
59	137	8 John Henderson	12/13/70	Minnesota
60	137	7 Chris Buford	11/03/61	Dallas
61	136	12 Dave Casper	10/03/76	Oakland
62	135	7 Art Powell	09/13/64	Oakland
63	134	8 Steve Watson	11/04/84	at Denver
64	133	9 Otis Taylor	11/20/66	at K.C.
65	133	7 Steve Largent	12/18/83	at Seattle
66	132	9 Sterling Sharpe	10/02/94	Green Bay
67	132	6 Trumaine Johnson	10/23/88	at Buffalo
68	132	5 Don Maynard	10/29/67	at N.Y. Jets
69	131	6 Kevin Johnson	0/03/99	at Cleveland
70	131	4 Al Denison	09/03/67	at Denver
71	130	7 Isaac Bruce	11/18/01	at St. Louis
72	130	5 Rod Smith	10/06/97	at Denver
73	130	6 Haven Moses	11/23/69	Buffalo
74	130	6 Al Carmichael	09/09/60	Denver
75	129	8 Henry Ellard	11/16/86	at L.A. Rams
76	129	6 Andre Rison	10/29/89	at Ind.
77	129	6 Don Maynard	12/17/66	at N.Y. Jets
78	129	5 Eddie Brown	12/22/85	Cincinnati
79	129	3 Elbert Dubenion	12/20/64	Buffalo
80	128	5 Ernest Givins	10/08/89	Houston
81	128	3 Ray Butler	09/21/86	Seattle
82	128	8 Michael Jackson	10/06/96	at Baltimore
83	127	9 Al Toon	11/17/91	N.Y. Jets
84	127	7 Ed Rutkowski	11/15/64	at Buffalo
85	127	6 Steve Largent	09/21/80	at Seattle
86	126	10 Eric Moulds	10/03/04	at Buffalo
87	126	5 Frank Pitts	11/17/68	at Buffalo
88	125	8 Tony Hill	11/22/84	at Dallas
89	124	7 Chris Chambers	12/22/01	Miami

#	YDS REC.	PLAYER	DATE	OPPONENT
90	124	9 Oliver Williams	10/18/87	at Houston
91	124	8 Lance Alworth	10/09/64	San Diego
92	124	8 Anderson	10/28/60	San Diego
93	123	9 Mark Duper	09/13/87	Miami
94	123	7 Marty Booker	10/10/04	Miami
95	122	9 Terrell Owens	02/06/05	Phila. *
96	122	9 Charles Hennigan	12/08/63	at Houston
97	122	7 Mark Clayton	11/03/85	Miami
98	122	6 Don Maynard	11/14/65	N.Y. Jets
99	122	6 George Farmer	10/11/83	at L.A. Rams
100	121	4 Raymond Chester	12/18/77	Baltimore
101	121	7 Art Powell	10/16/64	Oakland
102	121	5 Andre Reed	11/03/91	at Buffalo
103	121	5 Don Maynard	11/28/65	at NY Jets
104	121	5 Mike Quick	11/29/87	Phila.
105	121	4 Mel Baker	12/15/74	at Miami
106	121	4 Andre Reed	10/27/96	Buffalo
107	120	7 Sean Dawkins	11/30/97	Ind.
108	120	9 Chris Burford	11/21/65	K.C.
109	120	7 Duriel Harris	10/07/84	at Cleveland
110	119	9 Marshall Faulk	11/01/98	at Ind.
111	119	12 Lionel Taylor	09/21/62	Denver
112	119	6 Fred Banks	12/10/89	at Miami
113	119	6 Quinn Early	09/08/96	Buffalo
114	118	7 Tony Martin	11/01/99	Miami
115	118	7 Bake Turner	11/28/65	at N.Y. Jets
116	118	7 Fred Biletnikoff	10/24/65	Oakland
117	118	6 Marvin Harrison	12/12/99	at Ind.
118	117	4 Curtis Conway	10/14/01	San Diego
119	117	8 Terance Mathis	11/08/98	Atlanta
120	117	8 Junior Miller	09/14/80	Atlanta
121	117	5 John Gilliam	10/27/74	at Minnesota
122	117	5 Don Maynard	10/60/62	at N.Y. Jets
123	116	8 Ed McCaffrey	10/27/02	Denver
124	116	8 Kris Carter	11/02/97	at Minnesota
125	116	15 Ricky Young	12/16/79	Minnesota
126	116	7 Frank Lewis	10/23/83	at Buffalo
127	115	7 Antonio Bryant	12/05/04	at Cleveland
128	115	5 Jerry Rice	12/20/98	S.F.
129	115	5 Otis Taylor	09/23/73	K.C.
130	115	3 Bo Roberson	10/16/64	Oakland
131	115	4 Andre Rison	09/22/96	Jacksonville
132	114	10 Kris Carter	10/20/91	Minnesota
133	114	9 Patrick Johnson	01/02/00	Baltimore
134	114	4 Andre Reed	10/01/89	at Buffalo
135	114	4 Billy Cannon	09/17/67	Oakland
136	113	9 Irving Fryar	09/10/96	Miami
137	113	9 Marlin Briscoe	09/15/74	Miami
138	113	8 Don Maynard	11/30/62	N.Y. Jets
139	113	7 Frank Lewis	1/02/83	Buffalo
140	113	7 Charles Hennigan	11/25/60	Houston
141	113	7 James Lofton	09/27/92	Buffalo
142	112	6 Andre Reed	12/08/94	at Buffalo
143	112	6 Jerry Rice	10/22/89	at S.F.
144	112	5 Clemon Daniels	10/30/66	Oakland
145	111	8 Dan Woods	10/16/77	at San Diego
146	111	6 Torry Holt	11/07/04	at St. Louis
147	111	6 Roland Hooks	11/22/81	at Buffalo
148	111	5 Ed McCaffrey	10/24/99	Denver
149	111	5 Ron Shanklin	10/22/72	at Pittsburgh
150	110	9 O.J. McDuffie	11/23/97	Miami
151	110	12 Jim Jensen	11/06/88	Miami
152	110	8 Al Toon	12/13/87	N.Y. Jets
153	110	7 Ahmad Rashad	11/03/74	Buffalo
154	110	6 Andre Reed	09/05/93	at Buffalo
155	110	6 Rick Caster	10/05/75	at N.Y. Jets
156	110	5 Glenn Doughty	12/18/77	Baltimore
157	109	6 Don Maynard	10/31/64	at N.Y. Jets
158	109	5 Hines Ward	01/23/05	at Pittsburgh *
159	109	4 Duriel Harris	09/11/83	Miami
160	109	3 Charlie Ferguson	10/26/63	at Buffalo
161	109	3 Al Carmichael	10/23/60	at Denver
162	109	3 Fred Biletnikoff	10/22/67	Oakland
163	109	3 Lance Alworth	10/17/65	San Diego
164	108	9 Johnny Mitchell	12/11/95	N.Y. Jets
165	108	8 Charlie Young	11/04/73	at Phila.
166	108	7 Gary Garrison	11/09/75	at San Diego
167	107	8 Perry Richards	10/22/61	Buffalo
168	107	6 Andre Reed	11/19/89	Buffalo
169	107	6 Fred Biletnikoff	10/6/68	at Oakland
170	107	5 Johnnie Morton	11/22/04	at K.C.
171	107	4 Ricky Proehl	09/29/91	at Phoenix
172	107	4 Don Norton	10/19/62	San Diego
173	106	10 Lionel Taylor	10/23/60	at Denver
174	106	9 George Sauer	10/02/66	N.Y. Jets
175	105	9 Don Norton	10/31/65	at San Diego
176	105	9 Peerless Price	12/08/02	at Buffalo
177	105	6 Ryan Yarbrough	12/11/95	N.Y. Jets
178	105	8 Paul Johns	09/16/84	Seattle

OPPONENT 100-YARD RECEIVING GAMES (CONT.)

#	YDS	REC.	PLAYER	DATE	OPPONENT	#	YDS	REC.	PLAYER	DATE	OPPONENT
182	105	7	Marvin Harrison	09/19/99	Ind.	195	102	2	Willie Frazier	11/06/64	Houston
	105	5	Willie Frazier	09/09/67	San Diego		101	4	Sean Dawkins	11/19/95	Ind.
	105	3	Mike Barber	11/10/80	at Houston		101	7	Gene Washington	12/13/70	Minnesota
	104	5	Darnay Scott	09/09/01	at Cincinnati		101	6	James Brooks	12/07/86	Cincinnati
	104	7	Bob Chandler	11/07/76	Buffalo		101	5	Bill Groman	11/12/61	at Houston
	104	7	Elbert Dubenion	10/08/66	at Buffalo		101	4	Willie Jackson	09/22/96	Jacksonville
	104	5	Paul Warfield	09/15/74	Miami		200	100	8	Eddie Kennison	12/10/00
188	104	5	Joe Auer	11/27/66	at Miami	100	6	Dave Casper	11/28/82	Houston	
	104	4	Marlin Briscoe	11/29/70	at Buffalo	100	5	Don Maynard	11/1/60	N.Y. Jets	
	103	11	Tom Rathman	10/22/89	at S.F.	100	4	Dedric Ward	09/11/00	at N.Y. Jets	
	103	10	Bake Turner	09/08/63	N.Y. Jets	100	3	Luther Hayes	12/17/61	at San Diego	
191	103	6	Glenn Bass	12/20/64	Buffalo						
	102	8	Randy McMichael	10/19/03	at Miami						
	102	6	Mark Clayton	12/10/89	at Miami						
	102	4	Mark Duper	10/05/86	Miami						

OPPONENT 300-YARD PASSING GAMES

#	YDS	PLAYER	DATE	OPPONENT	ATT	COMP	TDS	INTS	QB RATING
1	473	Dan Marino	09/04/94	at Miami	42	23	5	1	124.4
2	457	Jackey Lee	10/13/61	Houston	41	27	2	2	99.3
3	432	Mark Brunell	09/22/96	Jacksonville	39	23	3	1	112.3
4	401	Kurt Warner	11/18/01	St. Louis	42	30	3	2	105.4
4	389	Dan Marino	11/23/97	Miami	60	38	0	3	61.0
5	386	Ken O'Brien	11/05/89	N.Y. Jets	29	22	2	0	143.8
	386	George Blanda	09/16/62	Houston	36	20	3	4	74.5
	381	Trent Green	11/22/04	at Kansas City	42	27	2	1	99.4
7	362	Joe Namath	11/05/67	at N.Y. Jets	43	22	2	2	75.9
8	361	Brian Griese	10/01/00	at Denver	50	31	1	1	82.2
9	360	Steve McNair	10/05/03	Tennessee	45	23	0	1	68.8
10	359	Dan Marino	11/06/88	Miami	51	29	1	2	69.0
	357	Donovan McNabb*	02/06/05	Philadelphia	51	30	3	3	75.4
11	357	Dan Fouts	10/16/83	San Diego	37	25	1	1	96.3
12	356	Jim Kelly	11/19/89	Buffalo	41	21	1	2	68.8
13	353	Vinny Testaverde	10/06/96	at Baltimore	45	29	3	1	101.4
14	350	Elvis Grbac	12/04/00	Kansas City	46	25	3	1	91.8
	349	Matt Hasselbeck	10/17/04	Seattle	50	27	0	2	59.5
	349	Warren Moon	11/13/94	Minnesota	42	26	1	0	96.2
16	340	Bert Jones	12/18/77	at Baltimore	30	19	3	0	135.4
17	339	Doug Flutie	11/29/98	Buffalo	39	21	2	0	100.3
18	338	Joe Namath	10/02/66	N.Y. Jets	56	28	2	3	58.5
19	337	Cotton Davidson	10/16/64	Oakland	34	16	4	1	109.6
20	335	Peyton Manning	10/21/01	at Indianapolis	34	22	1	0	106.9
21	334	Peyton Manning	10/08/00	Indianapolis	54	31	1	3	58.7
22	333	Dan Marino	11/12/95	at Miami	37	27	2	2	95.9
	333	Boomer Esiason	12/22/91	at Cincinnati	40	20	3	0	103.4
	333	Lin Dawson	11/17/68	at Kansas City	31	17	3	3	84.5
25	331	Steve DeBerg	12/02/90	Kansas City	21	15	2	0	159.0
	331	Jackey Lee	11/25/60	Houston	38	21	1	0	93.2
27	330	Jeff George	11/15/92	at Indianapolis	35	18	2	3	67.6
28	329	Dan Fouts	11/09/75	at San Diego	42	25	1	2	72.4
29	328	Drew Bledsoe	12/08/02	Buffalo	51	32	2	4	61.6
328	Jim Kelly	09/11/94	Buffalo	41	25	4	3	82.3	
328	George Blanda	11/06/64	Houston	44	20	2	1	76.7	
32	325	Malcom Wood	10/31/64	at N.Y. Jets	36	22	3	2	95.3
33	324	Lin Dawson	11/20/66	at Kansas City	38	25	2	2	88.0
34	323	Jake Delhomme*	02/01/04	Carolina	33	16	3	0	113.6
35	321	Dan Marino	10/06/91	Miami	38	25	2	0	109.6
36	320	Jay Fiedler	12/22/01	Miami	37	21	1	0	94.4
	320	Paul McDonald	10/07/84	at Cleveland	37	23	1	1	87.7
38	317	Jim Kelly	11/07/93	Buffalo	46	29	1	0	90.6
	317	Jack Kemp	10/26/63	at Buffalo	36	18	1	1	78.1
	317	Rich Gannon	10/20/91	Minnesota	63	35	1	0	74.6
41	316	Brian Griese	10/24/99	Denver	38	25	1	0	100.3
42	316	Dan Marino	10/21/84	Miami	39	24	4	1	110.6
43	315	John Elway	11/04/84	at Denver	40	26	3	1	103.6
	315	Jack Kemp	10/07/61	San Diego	24	12	3	2	105.4
	314	Kerry Collins	10/12/03	N.Y. Giants	59	35	0	4	45.4
45	314	Randall Cunningham	11/29/87	Philadelphia	31	18	2	1	100.7
47	313	Ken O'Brien	09/21/87	at N.Y. Jets	26	19	1	0	126.0
48	312	Tom Tupa	09/29/91	at Phoenix	28	17	3	1	119.9
	312	Jim Zorn	09/21/80	at Seattle	36	20	4	1	110.0
50	311	Ken O'Brien	11/24/85	at N.Y. Jets	33	20	1	0	102.0
51	310	Jim Harbaugh	11/30/97	Indianapolis	41	22	2	0	94.6
52	309	Kerry Collins	10/29/95	Carolina	45	25	2	1	82.5
	309	Ken O'Brien	11/17/91	N.Y. Jets	41	26	3	0	110.7
54	308	Jim Kelly	09/27/92	Buffalo	20	15	3	0	178.8
	308	Tommy Kramer	12/16/79	Minnesota	61	35	1	1	69.6
56	307	Aaron Brooks	11/25/01	New Orleans	39	16	1	2	56.2
57	305	Richard Todd	10/27/83	at N.Y. Jets	36	22	2	1	95.3
58	302	Drew Bledsoe	11/03/02	at Buffalo	45	28	1	1	80.0
	302	Lin Dawson	10/12/62	Dallas	31	16	2	2	80.3
60	301	Jeff George	09/01/91	at Indianapolis	42	27	1	2	73.6
	301	Archie Manning	12/21/80	at New Orleans	39	24	1	0	94.1
62	300	Cotton Davidson	11/03/61	Dallas	34	18	2	2	78.1
	300	Dan Marino	12/10/89	at Miami	32	21	0	1	82.8

YEAR-BY-YEAR LEADERS

YEAR-BY-YEAR LEADING SCORERS

YEAR	PLAYER	TD	PAT	FG	TOTAL
1960	Gino Cappelletti	0	36	8	60
1961	Gino Cappelletti	**	48	17	147
1962	Gino Cappelletti	5	38	20	128
1963	Gino Cappelletti	**	35	22	113
1964	Gino Cappelletti	**	38	25	155
1965	Gino Cappelletti	**	27	17	132
1966	Gino Cappelletti	**	35	16	119
1967	Gino Cappelletti	3	29	16	95
1968	Gino Cappelletti	2	26	15	83
1969	Gino Cappelletti	0	26	14	68
1970	Jim Nance	7	0	0	42
1971	Charlie Gogolak	0	28	12	64
1972	Carl Garrett	5	0	0	30
1973	Jeff White	0	21	14	63
1974	John Smith	0	42	16	90
1975	John Smith	0	33	9	60
1976	John Smith	0	42	15	87
1977	John Smith	0	33	15	78
1978	Horace Ivory	11	0	0	66
1979	John Smith *	0	46	23	115
1980	John Smith *	0	51	26	129
1981	John Smith	0	37	15	82
1982	John Smith	0	6	5	21

YEAR	PLAYER	TD	PAT	FG	TOTAL
1983	Tony Collins	10	0	0	60
1984	Tony Franklin	0	42	22	108
1985	Tony Franklin	0	40	24	112
1986	Tony Franklin *	0	44	32	140
1987	Tony Franklin	0	37	15	82
1988	Robert Perryman	6	0	0	36
1989	Greg Davis	0	13	16	61
1990	Jason Staurovsky	0	19	16	67
1991	Jason Staurovsky	0	10	13	49
1992	Charlie Baumann	0	22	11	55
1993	Scott Sisson	0	15	14	57
1994	Matt Bahr	0	36	27	117
1995	Matt Bahr	0	27	23	96
1996	ADAM VINATIERI	0	39	27	120
1997	ADAM VINATIERI	0	40	25	115
1998	ADAM VINATIERI	0	32	31	127
1999	ADAM VINATIERI	0	29	26	107
2000	ADAM VINATIERI	0	25	27	106
2001	ADAM VINATIERI	0	41	24	113
2002	ADAM VINATIERI	0	36	27	117
2003	ADAM VINATIERI	0	37	25	112
2004	ADAM VINATIERI *	0	48	31	141

*-NFL Leader

** - AFL Leader



John Smith is the only Patriot to lead the NFL in scoring twice (1979, 1980).



Sam Cunningham led the Patriots in rushing from 1975-79, totaling 3,836 yards over the five seasons.

YEAR-BY-YEAR LEADING RUSHERS

YEAR	PLAYER	ATT	YDS	AVG	LG	TD
1960	Alan Miller	101	416	4.2	33	1
1961	Billy Lott	100	461	4.7	38	5
1962	Ron Burton	134	548	4.0	59	2
1963	Larry Garron	179	750	4.1	47	2
1964	Larry Garron	183	585	3.2	16	2
1965	Jim Nance	111	321	2.9	20	5
1966	Jim Nance *	299	1458	4.9	65	11
1967	Jim Nance *	269	1216	4.5	53	7
1968	Jim Nance	177	593	3.4	30	4
1969	Jim Nance	193	750	3.9	43	6
1970	Jim Nance	145	522	3.6	21	7
1971	Carl Garrett	181	784	4.3	38	1
1972	Josh Ashton	128	546	4.3	35	3
1973	Sam Cunningham	155	516	3.3	25	4
1974	Mack Herron	231	824	3.6	28	7
1975	Sam Cunningham	169	666	3.9	17	6
1976	Sam Cunningham	172	824	4.8	24	3
1977	Sam Cunningham	270	1015	3.8	31	4
1978	Sam Cunningham	199	768	3.9	52	8
1979	Sam Cunningham	159	563	3.5	27	5
1980	Vagas Ferguson	211	818	3.9	44	2
1981	Tony Collins	204	873	4.3	29	7

YEAR	PLAYER	ATT	YDS	AVG	LG	TD
1982	Tony Collins	164	632	3.9	54	1
1983	Tony Collins	219	1049	4.8	50	10
1984	Craig James	160	790	4.9	73	1
1985	Craig James	263	1227	4.7	65	5
1986	Craig James	154	427	2.8	16	4
1987	Tony Collins	147	474	3.2	19	3
1988	John Stephens	297	1168	3.9	52	4
1989	John Stephens	244	833	3.4	35	7
1990	John Stephens	212	808	3.8	26	2
1991	Leonard Russell	266	959	3.6	24	4
1992	Jon Vaughn	113	451	4.0	36	1
1993	Leonard Russell	300	1088	3.6	21	7
1994	Marion Butts	243	703	2.9	26	8
1995	Curtis Martin	368	1487	4.0	49	14
1996	Curtis Martin	316	1152	3.6	57	14
1997	Curtis Martin	274	1160	4.2	70	4
1998	Robert Edwards	291	1115	3.8	53	9
1999	Terry Allen	254	896	3.5	39	8
2000	KEVIN FAULK	164	570	3.5	18	4
2001	Antowain Smith	287	1157	4.0	44	12
2002	Antowain Smith	252	982	3.9	42	6
2003	Antowain Smith	182	642	3.5	30	3
2004	COREY DILLON	345	1635	4.7	44	12

*-AFL Leader

YEAR-BY-YEAR LEADERS

YEAR-BY-YEAR LEADING PASSERS

YEAR	PLAYER	ATT	CMP	PCT.	YDS	TD	LG	INT
1960	Butch Songin	392	187	47.7	2476	22	78	15
1961	Butch Songin	212	98	46.2	1429	14	58	9
1962	Babe Parilli	253	140	55.3	1988	18	67	8
1963	Babe Parilli	337	153	45.4	2335	13	77	24
1964	Babe Parilli	473	228	48.2	3465	31	80	27
1965	Babe Parilli	426	173	40.6	2597	18	73	26
1966	Babe Parilli	382	181	47.4	2721	20	63	20
1967	Babe Parilli	344	161	46.8	2317	19	79	24
1968	Tom Sherman	226	90	39.8	1199	12	87	16
1969	Mike Taliaferro	331	160	48.3	2160	19	77	18
1970	Joe Kapp	219	98	44.7	1104	3	48	17
1971	Jim Plunkett	328	158	48.2	2158	19	88	16
1972	Jim Plunkett	355	169	47.6	2196	8	62	25
1973	Jim Plunkett	376	193	51.3	2550	13	64	17
1974	Jim Plunkett	352	173	49.1	2457	19	69	22
1975	Steve Grogan	274	139	50.7	1976	11	62	18
1976	Steve Grogan	302	145	48.0	1903	18	58	20
1977	Steve Grogan	305	160	52.5	2162	17	68	21
1978	Steve Grogan	362	181	50.0	2824	15	75	23
1979	Steve Grogan	423	206	48.7	3286	28	63	20
1980	Steve Grogan	306	175	57.2	2475	18	71	22
1981	Steve Grogan	216	117	54.2	1859	7	76	16
1982	Steve Grogan	122	66	54.1	930	7	62	4

YEAR	PLAYER	ATT	CMP	PCT.	YDS	TD	LG	INT
1983	Steve Grogan	303	168	55.4	2411	15	76	12
1984	Tony Eason	431	259	60.1	3228	23	76	8
1985	Tony Eason	299	168	56.2	2156	11	90	17
1986	Tony Eason	448	276	61.6	3328	19	49	10
1987	Steve Grogan	161	93	57.8	1183	10	40	9
1988	DOUG FLUTIE	179	92	51.4	1150	8	80	10
1989	Steve Grogan	261	133	51.0	1697	9	55	14
1990	Marc Wilson	265	139	52.5	1625	6	36	11
1991	Hugh Millen	409	246	60.1	3073	9	60	18
1992	Hugh Millen	203	124	61.1	1203	8	39	10
1993	Drew Bledsoe	429	214	49.9	2494	15	54	15
1994	Drew Bledsoe	691	400	57.9	4555	25	62	27
1995	Drew Bledsoe	636	323	50.8	3507	13	47	16
1996	Drew Bledsoe	623	374	59.9	4086	27	84	15
1997	Drew Bledsoe	522	314	60.2	3706	28	76	15
1998	Drew Bledsoe	481	263	54.7	3633	20	86	14
1999	Drew Bledsoe	539	305	56.6	3985	19	68	21
2000	Drew Bledsoe	531	312	58.8	3291	17	59	13
2001	TOM BRADY	413	264	63.9	2843	18	91	12
2002	TOM BRADY	601	373	62.1	3764	28	49	14
2003	TOM BRADY	527	317	60.2	3620	23	82	12
2004	TOM BRADY	474	288	60.8	3692	28	50	14



Jim Plunkett's 88-yard touchdown pass during the 1971 season ranks as the third longest in Patriots history.



Ben Coates reigns as the only Patriots tight end to lead the team in receiving five times (1993-95, 97-98).

YEAR-BY-YEAR LEADING RECEIVERS

YEAR	PLAYER	NO	YDS	AVG	LG	TD
1960	Jim Colclough	49	666	13.6	61	9
1961	Gino Cappelletti	45	768	17.1	53	8
1962	Jim Colclough	40	868	21.7	78	10
1963	Jim Colclough	42	793	18.8	56	3
1964	Gino Cappelletti	49	865	17.7	58	7
1965	Jim Colclough	40	677	16.9	41	3
1966	Art Graham	51	673	13.2	42	4
1967	Art Graham	41	606	14.8	79	4
1968	Jim Whalen (TE)	47	718	15.3	87	7
1969	Carl Garrett (RB)	29	267	9.2	34	2
1970	Ron Sellers	38	550	14.5	48	4
1971	Randy Vataha	51	872	17.1	88	9
1972	Reggie Rucker	44	681	15.5	62	3
1973	Reggie Rucker	53	743	14.0	64	3
1974	Mack Herron (RB)	38	474	12.5	18	5
1975	Randy Vataha	46	720	15.7	47	6
1976	Andy Johnson (RB)	29	343	11.8	53	4
1977	Sam Cunningham (RB)	42	370	8.8	35	1
1978	Russ Francis (TE)	39	543	13.9	53	4
1979	Harold Jackson	45	1013	22.5	59	7
1979	Stanley Morgan	44	1002	22.8	63	12
1980	Stanley Morgan	45	991	22.0	71	6
1981	Don Hasselbeck (TE)	46	808	17.6	51	6
	Stanley Morgan	44	1029	23.4	76	6

YEAR	PLAYER	NO	YDS	AVG	LG	TD
1982	Stanley Morgan	28	584	20.9	75	3
1983	Stanley Morgan	58	863	14.9	50	2
1984	Derrick Ramsey (TE)	66	792	12.0	34	7
1985	Tony Collins (RB)	52	549	10.6	49	2
1986	Stanley Morgan	84	1491	17.8	44	10
1987	Tony Collins (RB)	44	347	7.9	29	3
1988	Reggie Dupard (RB)	34	232	6.8	15	0
1989	Eric Sievers (TE)	54	615	11.4	46	0
1990	Irving Fryar	54	856	15.9	56	4
1991	Marv Cook (TE)	82	808	9.9	49	3
1992	Irving Fryar	55	791	14.4	54	4
1993	Ben Coates (TE)	53	659	12.4	54	8
1994	Ben Coates (TE)	96	1174	12.2	62	7
1995	Ben Coates (TE)	84	915	10.9	35	6
1996	Terry Glenn	90	1132	12.6	37	6
1997	Ben Coates (TE)	66	737	11.2	35	8
1998	Ben Coates (TE)	67	668	10.0	33	6
1999	Terry Glenn	69	1147	16.6	67	4
2000	TROY BROWN	83	944	11.4	44	4
	Terry Glenn	79	963	12.2	39	6
2001	TROY BROWN	101	1199	11.9	60	5
2002	TROY BROWN	97	890	9.2	38	3
2003	DEION BRANCH	57	803	14.1	66	3
2004	DAVID GIVENS	56	874	15.6	50	3

YEAR-BY-YEAR LEADERS

YEAR-BY-YEAR NET YARDS FROM SCRIMMAGE

YEAR	PLAYER	TOTAL YDS	RUSH	REC.
1960	Alan Miller	700	416	284
1961	Jim Colcough	794	37	757
	Billy Lott	794	461	333
1962	Ron Burton	1009	548	350
1963	Larry Garron	1168	750	418
1964	Larry Garron	935	585	350
1965	Gino Cappelletti	680	0	680
1966	Jim Nance	1561	1458	103
1967	Jim Nance	1412	1216	196
1968	Jim Whalen	718	0	718
1969	Carl Garrett	958	691	267
1970	Jim Nance	670	522	148
1971	Carl Garrett	1049	784	265
1972	Carl Garrett	898	488	410
1973	Reggie Rucker	742	-1	743
1974	Mack Herron	1298	824	299
1975	Sam Cunningham	919	666	253
1976	Sam Cunningham	1123	824	299
1977	Sam Cunningham	1385	1015	370
1978	Sam Cunningham	1065	768	297
1979	Harold Jackson	1025	12	1013
1980	Stanley Morgan	1027	36	991
1981	Tony Collins	1105	873	232



Tony Collins is one of two Patriots to lead the team in net yards from scrimmage four times.

YEAR	PLAYER	TOTAL YDS	RUSH	REC.
1982	Tony Collins	819	632	187
1983	Tony Collins	1306	1049	257
1984	Craig James	949	790	159
1985	Craig James	1587	1227	360
1986	Stanley Morgan	1491	0	1491
1987	Tony Collins	821	474	347
1988	John Stephens	1266	1168	98
1989	John Stephens	1040	833	207
1990	John Stephens	1004	808	196
1991	Leonard Russell	1040	959	81
1992	Irving Fryar	797	6	791
1993	Leonard Russell	1333	1088	245
1994	Ben Coates	1174	0	1174
1995	Curtis Martin	1748	1487	261
1996	Curtis Martin	1485	1152	333
1997	Curtis Martin	1456	1160	296
1998	Robert Edwards	1446	1115	331
1999	Terry Glenn	1147	0	1147
2000	KEVIN FAULK	1035	570	465
2001	TROY BROWN	1290	91	1199
2002	Antowain Smith	1225	982	243
2003	KEVIN FAULK	1078	638	440
2004	COREY DILLON	1738	1635	103



Maurice Hurst's six seasons as the leading intreceptor are the most by any Patriot (1989-90, 91-94).

YEAR-BY-YEAR LEADING INTERCEPTORS

YEAR	PLAYER	NO	YDS	AVG	LG	TD
1960	Gino Cappelletti	4	68	17.0	24	0
	Harry Jacobs	4	26	6.5	14	0
1961	Don Webb	5	153	30.6	59	2
1962	Ross O'Hanley	5	83	16.6	28	0
1963	Bob Suci	8	277	36.7	98	2
1964	Ron Hall	11	148	13.5	50	0
1965	Ron Hall	3	35	11.7	29	0
1966	Ron Hall	6	159	26.5	87	0
1967	Nick Buoniconti	4	7	1.8	7	0
	Don Webb	4	91	22.8	41	0
1968	Leroy Mitchell	7	41	5.9	20	0
1969	Larry Carwell	4	114	28.5	38	0
1970	Daryl Johnson	2	51	25.5	42	0
1971	Larry Carwell	5	72	14.4	53t	1
1972	Honor Jackson	4	133	33.3	55	0
1973	Ron Bolton	6	65	10.8	56	0
1974	Ron Bolton	7	18	2.6	10	0
1975	Ron Bolton	5	33	6.6	15	0
1976	Mike Haynes	8	90	11.3	28	0
1977	Mike Haynes	5	54	10.8	22	0
1978	Mike Haynes	6	123	20.5	50	1
1979	Raymond Clayborn	5	56	11.2	27	0
1980	Raymond Clayborn	5	87	17.4	29	0
1981	Rick Sanford	3	28	9.3	21	0
	Tim Fox	3	20	6.7	20	0
1982	Mike Haynes	4	26	6.5	26	0
1983	Rick Sanford	7	24	3.4	16	0
1984	Raymond Clayborn	3	102	34.0	85	0
1985	Fred Marion	7	189	27.0	83	0

YEAR	PLAYER	NO	YDS	AVG	LG	TD
1986	Ronnie Lippett	8	76	9.5	43	0
1987	Fred Marion	4	53	13.3	25	0
1988	Raymond Clayborn	4	65	16.3	31	0
	Fred Marion	4	47	11.8	22	0
	Roland James	4	30	7.5	22	0
1989	Maurice Hurst	5	31	6.2	16t	1
1990	Maurice Hurst	4	61	15.3	36	0
	Ronnie Lippett	4	94	23.5	73	0
	Fred Marion	4	17	4.3	16	0
1991	Maurice Hurst	3	21	7.0	21	0
1992	Jerome Henderson	3	43	14.3	34	0
	Maurice Hurst	3	29	9.7	27	0
1993	Maurice Hurst	5	53	13.3	24	0
1994	Maurice Hurst	7	68	9.7	24	0
1995	Vincent Brown	4	1	0.3	1	0
1996	Willie Clay	4	50	12.5	35	0
1997	Willie Clay	6	109	18.2	53t	1
1998	Ty Law	9	133	14.8	59t	1
1999	Lawyer Milloy	4	17	4.3	17	0
2000	Ty Law	2	32	16.0	32	0
	Lawyer Milloy	2	2	1.0	2	0
	Tebucky Jones	2	20	10.0	20	0
2001	Otis Smith	5	181	36.2	78t	2
2002	Ty Law	4	33	8.3	29	0
	Terrell Buckley	4	50	12.5	39	0
2003	Ty Law	6	112	18.7	65t	1
	TYRONE POOLE	6	81	13.5	44	0
2004	EUGENE WILSON	4	51	12.8	24	0

*-NFL Leader

YEAR-BY-YEAR LEADERS

YEAR-BY-YEAR SACK LEADERS

Note: Sacks did not become an official statistic until 1982.

YEAR	PLAYER	SACKS
1960	Jack Rudolph, LB.....	3.0
1961	Rommie Loudd, LB.....	7.0
1962	Larry Eisenhauer, DE.....	5.5
1963	Larry Eisenhauer, DE.....	9.0
1964	Larry Eisenhauer, DE.....	7.5
1965	Larry Eisenhauer, DE.....	9.5
1966	Jim Lee Hunt, DT.....	9.0
1967	Houston Antwine, DT.....	6.0
1968	Houston Antwine, DT.....	7.5
1969	Houston Antwine, DT.....	5.0
1970	Ron Berger, DE.....	9.0
1971	Steve Kiner, LB.....	6.5
1972	Julius Adams, DE.....	4.0
1973	Julius Adams, DE.....	8.0
1974	Julius Adams, DE.....	8.0
1975	Tony McGee, DE.....	9.0

YEAR	PLAYER	SACKS
1976	Tony McGee, DE.....	9.5
1977	Tony McGee, DE.....	12.0
1978	Tony McGee, DE.....	12.0
1979	Tony McGee, DE.....	10.5
1980	Julius Adams, DE.....	9.0
1981	Tony McGee, DE.....	5.5
1982	Don Blackmon, LB.....	4.5
1983	Andre Tippett, LB.....	8.5
1984	Andre Tippett, LB.....	18.5
1985	Andre Tippett, LB.....	16.5
1986	Garin Veris, DE.....	11.0
1987	Andre Tippett, LB.....	12.5
1988	Andre Tippett, LB.....	8.0
1989	Brent Williams, DE.....	8.0
1990	Brent Williams, DE.....	6.0
1991	Andre Tippett, LB.....	8.5

YEAR	PLAYER	SACKS
1992	Andre Tippett, LB.....	7.0
1993	Chris Slade, LB.....	9.0
1994	Chris Slade, LB.....	9.5
1995	WILLIE MCGINEST, DE.....	11.0
1996	WILLIE MCGINEST, DE.....	9.5
1997	Chris Slade, LB.....	9.0
1998	Henry Thomas, DT.....	6.5
1999	WILLIE MCGINEST, DE.....	9.0
2000	WILLIE MCGINEST, DE.....	6.0
	Greg Spires, DE.....	6.0
2001	Bobby Hamilton, DL.....	7.0
2002	WILLIE MCGINEST, LB.....	5.5
	RICHARD SEYMOUR, DL.....	5.5
2003	MIK EVRAHEL, LB.....	9.5
2004	WILLIE MCGINEST, LB.....	9.5



Tony McGee recorded 58.5 sacks in six seasons as the Patriots sack leader, the most by a defensive end (1975-79, 81).



Tom Yewcic led the Patriots in punting for five years (1961-65) with an overall average of 39.3 yards.

YEAR-BY-YEAR LEADING PUNTERS

YEAR	PLAYER	NO	YARDS	AVG	LG
1960	Tom Greene.....	59	2235	37.9	66
1961	Tom Yewcic.....	62	2406	38.8	64
1962	Tom Yewcic.....	68	2634	38.7	56
1963	Tom Yewcic.....	73	2880	39.4	65
1964	Tom Yewcic.....	72	2787	38.7	63
1965	Tom Yewcic.....	76	3094	40.7	70
1966	Jim Fraser.....	53	2044	38.6	68
1967	Terry Swanson.....	65	2632	40.5	62
1968	Bob Scarpitto.....	34	1382	40.6	87
	Terry Swanson.....	62	2449	39.5	57
1969	Tom Janik.....	70	2903	41.5	56
1970	Tom Janik.....	86	3364	39.1	57
1971	Tom Janik.....	87	3249	37.3	58
1972	Pat Studstill.....	75	2859	38.1	57
1973	Bruce Barnes.....	55	2134	38.8	53
1974	Bruce Barnes.....	45	1604	35.6	50
1975	Mike Patrick.....	83	3223	38.8	62
1976	Mike Patrick.....	67	2688	40.1	52
1977	Mike Patrick.....	65	2354	36.2	64
1978	Jerrel Wilson.....	54	1921	35.6	57
1979	Eddie Hare.....	83	3038	36.6	58
1980	Mike Hubach.....	63	2392	38.0	69
1981	Rich Camarillo.....	47	1959	41.7	75

YEAR	PLAYER	NO	YARDS	AVG	LG
1982	Rich Camarillo.....	49	2140	43.7	76
1983	Rich Camarillo.....	81	3615	44.6	70
1984	Rich Camarillo.....	48	2020	42.1	61
1985	Rich Camarillo.....	92	3953	43.0	75
1986	Rich Camarillo.....	89	3746	42.1	64
1987	Rich Camarillo.....	62	2489	40.1	73
1988	Jeff Feagles.....	91	3482	38.3	74
1989	Jeff Feagles.....	64	2392	37.4	64
1990	Brian Hansen.....	90	3752	41.7	69
1991	Shawn McCarthy.....	66	2650	40.2	93
1992	Shawn McCarthy.....	103	4212	40.9	61
1993	Mike Saxon.....	73	3096	42.4	59
1994	Pat O'Neill.....	69	2841	41.2	67
1995	Pat O'Neill.....	41	1,514	36.9	57
	Byran Wagner.....	37	1,557	42.1	57
1996	Tom Tupa.....	63	2,739	43.5	62
1997	Tom Tupa.....	78	3,569	45.8	73
1998	Tom Tupa.....	74	3,294	44.5	64
1999	Lee Johnson.....	90	3,735	41.5	58
2000	Lee Johnson.....	89	3,798	42.7	62
2001	Ken Walter.....	49	1,964	40.1	58
2002	Ken Walter.....	70	2,723	38.9	55
2003	Ken Walter.....	76	2,865	37.7	52
2004	JOSH MILLER.....	56	2,350	42.0	69

YEAR-BY-YEAR LEADERS

YEAR-BY-YEAR LEADING KICKOFF RETURNERS

YEAR	PLAYER	NO	YDS	AVG	LG	TD	YEAR	PLAYER	NO	YDS	AVG	LG	TD
1960	Dick Christy	24	617	25.7	46	0	1983	Ricky Smith	42	916	21.8	53	0
1961	Larry Garron	16	438	27.4	89	1	1984	Tony Collins	26	544	20.9	46	0
1962	Larry Garron	24	686	28.5	95t	1	1985	Stephen Starring	48	1012	21.1	53	0
1963	Larry Garron	28	693	24.7	58	0	1986	Stephen Starring	36	802	22.3	52	0
1964	J.D. Garrett	32	749	23.4	42	0	1987	Stephen Starring	23	445	19.3	43	0
1965	Jay Cunningham	17	374	22.0	45	0	1988	Sammy Martin	31	735	23.7	95t	1
1966	Joe Bellino	18	410	22.8	43	0	1989	Sammy Martin	24	584	24.3	38	0
1967	Jay Cunningham	30	627	20.0	41	0	1990	Sammy Martin	25	515	20.6	38	0
1968	Willie Porter	36	812	22.6	61	0	1991	Jon Vaughn	34	717	21.1	99t	1
1969	Carl Garrett	28	792	28.3	63	0	1992	Jon Vaughn	20	564	28.2	100t	1
1970	Odell Lawson	25	546	21.8	52	0	1993	Ray Crittenden	23	478	20.8	44	0
1971	Carl Garrett	24	538	22.4	37	0	1994	Ray Crittenden	24	460	19.2	36	0
1972	Carl Garrett	16	410	25.6	49	0	1995	David Meggett	38	964	25.4	62	0
1973	Mack Herron	41	1092	26.6	92t	1	1996	David Meggett	34	781	23.0	54	0
1974	Mack Herron	28	629	18.0	62	0	1997	David Meggett	33	816	24.7	61	0
1975	Allen Carter	32	879	27.5	99t	1	1998	Derrick Cullors	45	1085	24.1	68	0
1976	Jess Phillips	14	397	28.4	71	0	1999	KEVIN FAULK	39	943	24.2	95	0
1977	Raymond Clayborn*	28	869	31.0	101t	3	2000	KEVIN FAULK	38	816	21.5	40	0
1978	Raymond Clayborn	27	636	23.6	60	0	2001	KEVIN FAULK	33	662	20.1	42	0
1979	Allan Clark	37	816	22.1	38	0	2002	DEVION BRANCH	36	863	24.0	63	0
1980	Horace Ivory*	36	992	27.6	98t	1		KEVIN FAULK	26	725	27.9	87t	2
1981	Tony Collins	39	773	18.3	32	0	2003	BETHEL JOHNSON	30	847	28.2	92t	1
1982	Ricky Smith	24	567	23.6	98t	1	2004	BETHEL JOHNSON	41	1016	24.8	93t	1

*=NFL Leader



Stephen Starring is one of only four Patriots to record more than 1,000 yards on kickoff returns in a single season.



Carl Garrett averaged 15.5 yards per punt return in 1971, recording the highest single-season average by any Patriot.

YEAR-BY-YEAR LEADING PUNT RETURNERS

YEAR	PLAYER	NO	YDS	AVG	LG	TD	YEAR	PLAYER	NO	YDS	AVG	LG	TD
1960	Billy Wells	12	66	4.6	16	0	1981	Stanley Morgan	15	116	7.7	26	0
1961	Fred Bruney	23	109	4.7	11	0	1982	Ricky Smith	16	139	8.7	19	0
1962	Ron Burton	21	122	5.8	22	0	1983	Ricky Smith	38	398	10.5	55	0
1963	Bob Suci	25	233	9.3	22	0	1984	Irving Fryar	36	347	9.6	55	0
1964	Dave Cloutier	20	136	6.8	40	0	1985	Irving Fryar*	37	520	14.1	85t	2
1965	Ron Burton	15	61	4.1	12	0	1986	Irving Fryar	35	336	10.5	59t	1
1966	Tom Hennessey	7	39	5.6	11	0	1987	Irving Fryar	18	174	9.7	36	0
1967	Jay Cunningham	17	105	6.2	44	0	1988	Irving Fryar	38	398	10.5	30	0
	Joe Bellino	15	129	8.6	18	0	1989	Sammy Martin	19	164	8.6	28	0
1968	Willie Porter	22	135	6.1	24	0	1990	Irving Fryar	28	133	4.8	17	0
1969	Carl Garrett	12	159	13.3	45	0	1991	Jerome Henderson	27	201	7.4	39	0
1970	Carl Garrett	17	168	9.9	62	0	1992	Walter Stanley	28	227	8.1	50	0
1971	Carl Garrett	8	124	15.5	50	0	1993	TROY BROWN	25	224	9.0	19	0
1972	Carl Garrett	6	36	6.0	27	0	1994	TROY BROWN	24	202	8.4	38	0
1973	Mack Herron	27	282	10.8	54	0	1995	David Meggett	45	383	8.5	23	0
1974	Mack Herron	35	517	14.8	66	0	1996	David Meggett	52	588	11.3	60t	1
1975	Darryl Stingley	15	113	7.5	29	0	1997	David Meggett	45	467	10.4	47	0
1976	Mike Haynes	45	608	13.5	89t	2	1998	TROY BROWN	17	225	13.2	39	0
1977	Stanley Morgan	16	220	13.8	53	0	1999	TROY BROWN	38	405	10.7	52	0
	Mike Haynes	24	200	8.3	46	0	2000	TROY BROWN	39	504	12.9	66t	1
1978	Stanley Morgan	32	335	10.5	48	0	2001	TROY BROWN*	29	413	14.2	85t	2
1979	Stanley Morgan	29	289	10.0	80t	1	2002	TROY BROWN	24	175	7.3	27	0
1980	Roland James	33	331	10.0	75t	1	2003	TROY BROWN	29	293	10.1	23	0
							2004	KEVIN FAULK	20	133	6.7	16	0

*=NFL Leader

PATRIOTS INDIVIDUAL RECORDS

The following records relate to service with the Patriots and reflect only regular season activity; postseason playoff competition is excluded. Number of games per season: 1960-1977 (14); 1978-81 (16); 1982 (9); 1983-86 (16); 1987 (15), and 1988-04 (16). **bold** = record set in 2004; **bold** = player on current roster

SERVICE

MOST

Seasons —	16	Steve Grogan, 1975-90
	15	Julius Adams, 1971-77, 79-85, 87
	14	Bruce Armstrong, 1987-2000
		Steve Nelson, 1974-87
	13	Raymond Clayborn, 1977-89
		John Hannah, 1973-85
		Stanley Morgan, 1977-89
		Mosi Tatupu, 1978-90

Games (100 Games Played) —

Player, Pos.	Games	Years
1. Bruce Armstrong, OT	212	1987-00
2. Julius Adams, DE	206	1971-87*
3. Mosi Tatupu, RB	194	1978-90
4. Raymond Clayborn, CB	191	1977-89
5. John Hannah, OG	183	1973-85
6. Stanley Morgan, WR	180	1977-89
7. Steve Nelson, LB	174	1974-87
8. Troy Brown, WR	162+	1993-04
9. Tom Neville, OT	160	1965-77
10. Willie McGinest, LB	155+	1994-04
11. Pete Brock, C	154	1976-87
12. Gino Cappelletti, K/WR	152c	1960-70
13. Andre Tippett, LB	151	1982-93^
14. Bill Lenkaitis, C	151	1971-81
15. Steve Grogan, QB	149	1975-90
16. Roland James, SS	145	1980-90
17. Fred Marion, FS	144	1982-91
Adam Vinatieri, K	144+	1996-04
19. Ben Coates, TE	142	1991-99
Houston Antwine, DT	142	1961-71
21. Jim Lee Hunt, DT	141	1960-70
Ty Law, CB	141+	1995-04
23. Len St. Jean, OG	140c	1964-73
24. Tedy Bruschi, LB	136+	1996-04
25. Don Webb, DB	134	1961-71
26. Ray Hamilton, NT	132	1973-81
27. Jon Morris, C	130	1964-74
28. Irving Fryar, WR	129	1984-92
29. Chris Slade	127	1993-00
30. Johnny Rembert, LB	126	1983-92
31. Ted Johnson, LB	125+	1995-04
32. Drew Bledsoe, QB	124	1993-01
Jim Colclough, WR	124	1960-68
Steve King, LB	124	1973-81
Charlie Long, OT	124	1961-69
36. Vincent Brown, LB	123	1988-95
37. Ronnie Lippett, CB	122	1983-91
Lawrence McGrew, LB	122	1980-89
39. Brent Williams, DE	121	1986-93
Cedric Jones, WR	120	1982-90
41. Sam Adams, OG	119	1972-80
Ed Reynolds, LB	119	1983-91
Tony McGee, DE	119	1974-81
44. John Smith, K	116	1974-83
45. Larry Eisenhauer, DE	115	1961-69
46. Lawyer Milloy, S	112	1996-02
Bob Dee, DE	112c	1960-67
48. Tim Goad, NT	109	1988-94
49. Larry Whigham, S	106	1994-00
50. Lin Dawson, TE	105	1981-90
51. Maurice Hurst, CB	104	1989-95
52. Max Lane, OL	101	1994-00

c - consecutive games played+ - active status

* - J. Adams DNP in 1986.^ - A. Tippett DNP in 1989.

SCORING

MOST POINTS

Career —	1,130	Gino Cappelletti, 1960-70
	1,058	Adam Vinatieri, 1996-04
	692	John Smith, 1974-82
	442	Tony Franklin, 1984-87
	408	Stanley Morgan, 1977-89

Season —	155	Gino Cappelletti, 1964 (7-td, 36-xp*, 25-fg)
	147	Gino Cappelletti, 1961 (8-td, 48-xp, 17-fg)
	141	Adam Vinatieri, 2004 (48-xp, 31-fg)
	140	Tony Franklin, 1986 (44-xp, 32-fg)
	132	Gino Cappelletti, 1965 (27-xp, 17-fg, 9-td)

Game —	28	Gino Cappelletti vs. Hou., Dec. 18, 1965 (2-td, 4-xp, 4-fg)
	24	Gino Cappelletti vs. Buf., Nov. 15, 1964 (3-td, 6-xp*)

Most Seasons Leading League —

	5	Gino Cappelletti, 1961, 63-66
	2	John Smith, 1979, 1980

TOUCHDOWNS

MOST

Career —	68	Stanley Morgan, 1977-89 (67-p, 1-rt)
	50	Ben Coates, 1991-99 (50-p)
	49	Sam Cunningham, 1973-79, 1981-82 (43-r, 6-p)
	46	Jim Nance, 1965-71 (45-r, 1-p)
	42	Gino Cappelletti, 1960-70 (42-p)
		Larry Garron, 1960-68 (15-r, 26-p, 1-rt)

Season —	17	Curtis Martin, 1996 (14-r, 3-p)
	15	Curtis Martin, 1995 (14-r, 1-p)
	13	Corey Dillon, 2004 (12-r, 1-p)
		Antowain Smith, 2001 (12-r, 1-p)
		Stanley Morgan, 1979 (12-p, 1-rt)
		Steve Grogan, 1976 (12-r, 1-f)
	12	Mack Herron, 1974 (7-r, 5-p)
	11	Horace Ivory, 1978 (11-r)
		Sam Cunningham, 1974 (9-r, 2-p)
		Jim Nance, 1966 (11-r)
		Billy Lott, 1961 (5-r, 6-p)
	10	Stanley Morgan, 1986 (10-p)
		Irving Fryar, 1985 (1-r, 7-p, 2-rt)
		Tony Collins, 1983 (10-r)
		Andy Johnson, 1976 (6-r, 4-p)
		Jim Colclough, 1962 (10-p)

Game —	3	Accomplished 18 times; Most recent: Antowain Smith at Buffalo, Nov. 3, 2002 (2-p, 1-r)
---------------	---	--

*includes one two-point conversion

PATRIOTS INDIVIDUAL RECORDS

PAT KICKS

MOST ATTEMPTS

Career —	353 Gino Cappelletti, 1960-70 333 Adam Vinatieri, 1996-04 323 John Smith, 1974-83 166 Tony Franklin, 1984-87 73 Matt Bahr, 1993-95
Season —	51 John Smith, 1980 50 Gino Cappelletti, 1961 48 Adam Vinatieri, 2004 49 John Smith, 1979 46 John Smith, 1976
Game —	8 David Posey vs. N.Y. Jets, Oct. 29, 1978 John Smith vs. N.Y. Jets, Sept. 9, 1979 7 Gino Cappelletti vs. Buffalo, Oct. 22, 1961 John Smith vs. Oakland, Oct. 3, 1976

MOST MADE

Career —	342 Gino Cappelletti, 1960-70 327 Adam Vinatieri, 1996-04 308 John Smith, 1974-83 163 Tony Franklin, 1984-87 73 Matt Bahr, 1993-95
Season —	51 John Smith, 1980 48 Adam Vinatieri, 2004 Gino Cappelletti, 1961 46 John Smith, 1979 44 Tony Franklin, 1986
Game —	8 John Smith vs. N.Y. Jets, Sept. 9, 1979 7 David Posey vs. N.Y. Jets, Oct. 29, 1978 Gino Cappelletti vs. Buffalo, Oct. 22, 1961

MISCELLANEOUS SCORING

SAFETY

Game —	1 Accomplished 20 times, Most recent: Don Blackmon at Tampa Bay, 10-27-85
Season —	2 Don Blackmon at Tampa Bay, 10-27-85 and vs. Green Bay, 9-8-85

(NOTE: See fumble section for scoring on fumbles)

MISSED FG RETURNED FOR TD

91 yds Ron Burton vs. Denver, Nov. 11, 1962

BLOCKED FG RETURNED FOR TD

71 yds Raymond Clayborn at Houston, Oct. 18, 1987
65 yds Mike Haynes at N.Y. Jets, Oct. 5, 1980
45 yds Larry Carwell vs. Cincinnati, Sept. 17, 1971

BLOCKED PUNT RETURNED FOR TD

31 yds Rod McSwain at L.A. Rams, Nov. 16, 1986
20 yds Don Webb vs. San Diego, Dec. 17, 1961
17 yds Mosi Tatupu at New Orleans, Nov. 30, 1986
8 yds Rick Sanford vs. Baltimore, Nov. 18, 1979
4 yds Tedy Bruschi vs. Baltimore, Oct. 6, 1996
3 yds Willie Scott vs. Indianapolis, Nov. 22, 1987
0 yds Leroy Moore vs. Oakland, Nov. 17, 1961

FIELD GOALS

MOST ATTEMPTS

Career —	334 Gino Cappelletti, 1960-70 296 Adam Vinatieri, 1996-04 191 John Smith, 1974-83 125 Tony Franklin, 1984-87 72 Matt Bahr, 1993-95 69 Jason Staurovsky, 1988-91
Season —	41 Tony Franklin, 1986 39 Adam Vinatieri, 1998 38 Gino Cappelletti, 1963 37 Gino Cappelletti, 1962 Gino Cappelletti, 1964 35 Adam Vinatieri, 1996 34 Matt Bahr, 1994 John Smith, 1980 Gino Cappelletti, 1969

Game —

7 Jason Staurovsky, vs. Ind., Dec. 3, 1989
Gino Cappelletti vs. Cin., Nov. 16, 1969
Gino Cappelletti vs. Buf., Sept. 24, 1967
Gino Cappelletti vs. S.D., Sept. 20, 1964
6 Adam Vinatieri vs. Jax, Sept. 22, 1996
Gino Cappelletti vs. NYJ, Sept. 27, 1964
Gino Cappelletti at Denver, Oct. 4, 1964
Gino Cappelletti vs. Hou., Dec. 18, 1965

Most Seasons Leading League —

3 Gino Cappelletti, 1961, 63-64

MOST MADE

Career —	243 Adam Vinatieri, 1996-04 176 Gino Cappelletti, 1960-70 128 John Smith, 1974-83 93 Tony Franklin, 1984-87 55 Matt Bahr, 1993-95
Season —	32 Tony Franklin, 1986 31 Adam Vinatieri, 2004 Adam Vinatieri, 1998 27 Adam Vinatieri, 2002 Adam Vinatieri, 2000 Adam Vinatieri, 1996 Matt Bahr, 1994 26 Adam Vinatieri, 1999 John Smith, 1980 25 Adam Vinatieri, 2003 Adam Vinatieri, 1997 Gino Cappelletti, 1964

Game —

6 Gino Cappelletti vs. Denver, Oct. 4, 1964
5 Adam Vinatieri vs. Jacksonville, Sept. 22, 1996
Jason Staurovsky, vs. Indianapolis, Dec. 3, 1989

Game (No Misses) —

6 Gino Cappelletti vs. Denver, Oct. 4, 1964

Longest Made —

57 Adam Vinatieri at Chicago, Nov. 10, 2002
55 Adam Vinatieri at St. Louis, Dec. 13, 1998
Matt Bahr at Miami, Nov. 12, 1995
54 Adam Vinatieri vs. Cleveland, Dec. 12, 2001
53 Adam Vinatieri vs. Kansas City, Dec. 4, 2000
Gino Cappelletti vs. N.Y. Jets, Nov. 28, 1965
Jason Staurovsky vs. Seattle, Oct. 7, 1990

PATRIOTS INDIVIDUAL RECORDS

RUSHING

MOST ATTEMPTS

Career —	1,385	Sam Cunningham, 1973-79, 1981-82
	1,323	Jim Nance, 1965-71
	1,191	Tony Collins, 1981-87
	958	Curtis Martin, 1995-97
	891	John Stephens, 1988-92
	820	Don Calhoun, 1975-81

Season —	368	Curtis Martin, 1995
	345	Corey Dillon, 2004
	316	Curtis Martin, 1996
	300	Leonard Russell, 1993
	299	Jim Nance, 1966

Game —

40	Curtis Martin vs. NYJ, Sept. 14, 1997 (199 yards)
38	Jim Nance vs. Oak., Oct. 30, 1966 (208 yds)
36	Curtis Martin vs. Buf., Oct. 23, 1995 (127 yds)
35	Curtis Martin vs. Ind., Nov. 24, 1996 (141 yds)
	Curtis Martin at NYJ, Nov. 5 1995 (166 yds)
	Michael LeBlanc vs. Buffalo Oct. 11, 1987 (146 yds)
	John Stephens vs. Chi., Oct. 30, 1988 (124 yds)
34	Jim Nance vs. Buffalo, Sept. 24, 1967 (185 yds)

Seasons Leading League — 3 Jim Nance, 1966-67, 69

MOST YARDAGE

Career —	5,453	Sam Cunningham, 1973-79, 1981-82
	5,323	Jim Nance, 1965-71
	4,647	Tony Collins, 1981-87
	3,799	Curtis Martin 1995-97
	3,391	Don Calhoun, 1975-81

Season — **1,635** **Corey Dillon, 2004**

1,487	Curtis Martin, 1995
1,458	Jim Nance, 1966
1,227	Craig James, 1985
1,216	Jim Nance, 1967
1,168	John Stephens, 1988
1,160	Curtis Martin, 1997
1,157	Antowain Smith, 2001
1,152	Curtis Martin, 1996
1,115	Robert Edwards, 1998
1,088	Leonard Russell, 1993
1,049	Tony Collins, 1983

Game —

212	Tony Collins vs. NY Jets, Sept. 18, 1983 (23 att.)
208	Jim Nance vs. Oakland, Oct. 30, 1966 (38 att.)
199	Curtis Martin vs. NY Jets, Sept. 14, 1997 (40 att.)
196	Robert Edwards at St. Louis, Dec. 13, 1998 (24 att.)
185	Jim Nance vs. Buffalo, Sept. 24, 1967 (34 att.)

Seasons Leading League — 2 Jim Nance, 1966-67

LONGEST RUN FROM SCRIMMAGE

85	Larry Garron vs. Buffalo, Oct. 22, 1961 (TD)
80	Carl Garrett vs. Miami, Nov. 9, 1969 (TD)
77	Robert Weathers vs. Balt., Sept. 4, 1983 (TD)
	Ron Burton at Denver, Oct. 23, 1960
75	Sam Cunningham, Oct. 20, 1974 (TD)
74	Don Calhoun at St. Louis, Sept. 10, 1978

HIGHEST AVG. GAIN

Career (450 Attempts) —

4.22	Craig James, 1984-88 (585-2,469)
4.16	Carl Garrett, 1969-72 (537-2,235)
4.14	Don Calhoun, 1974-81 (820-3,391)
4.02	Jim Nance, 1965-71 (1,323-5,323)
3.97	Curtis Martin, 1995-97 (958-3,799)
3.95	Mosi Tatupu, 1978-90 (612-2,415)

Season (100 Attempts) —

5.59	Don Calhoun, 1976 (129-721)
5.45	Mosi Tatupu, 1983 (106-578)
5.04	Carl Garrett, 1969 (137-691)
4.94	Craig James, 1984 (160-790)
4.91	Horace Ivory, 1978 (141-693)

Game (10 Attempts) —

11.60	Larry Garron vs. Buffalo, Oct. 22, 1961 (10-116)
11.36	Sam Cunningham at Buffalo, Oct. 20, 1974 (11-125)
10.77	Larry Garron vs. Oakland, Oct. 26, 1962 (13-140)

MOST TOUCHDOWNS

Career —	45	Jim Nance, 1965-71
	43	Sam Cunningham, 1973-79, 1981
	35	Steve Grogan, 1975-90
	32	Curtis Martin, 1995-97
		Tony Collins, 1981-87
	23	Don Calhoun, 1975-81
	21	Antowain Smith, 2001-03

Season — 14 Curtis Martin, 1996
Curtis Martin, 1995

12 **Corey Dillon, 2004**
Antowain Smith, 2001
Steve Grogan, 1976

11	Horace Ivory, 1978
	Jim Nance, 1966
10	Tony Collins, 1983
9	Robert Edwards, 1998
	Don Calhoun, 1980

Game — 3 Curtis Martin, vs. Miami, Nov. 3, 1996
Mosi Tatupu at LA Rams, Dec. 11, 1983
Tony Collins vs. NY Jets, Sept. 18, 1983
Sam Cunningham at Buffalo, Oct. 20, 1974

Seasons Leading League —

1	Jim Nance, 1966
---	-----------------

PATRIOTS INDIVIDUAL RECORDS

PASSING

MOST ATTEMPTS

Career —

4,518	Drew Bledsoe, 1993-01
3,593	Steve Grogan, 1975-90
2,413	Vito (Babe) Parilli, 1961-67
2,018	Tom Brady, 2000-04
1,503	Jim Plunkett, 1971-75

Season —

691	Drew Bledsoe, 1994
636	Drew Bledsoe, 1995
623	Drew Bledsoe, 1996
601	Tom Brady, 2002
539	Drew Bledsoe, 1999
531	Drew Bledsoe, 2000
527	Tom Brady, 2003

Game —

70	Drew Bledsoe vs. Minnesota, Nov. 13, 1994*
60	Drew Bledsoe at Pittsburgh, Dec. 16, 1995
59	Steve Grogan vs. New Orleans, Nov. 12, 1989
56	Drew Bledsoe vs. Denver, Oct. 8, 1995
	Marc Wilson at Pittsburgh, Dec. 17, 1989
55	Tom Brady at Chicago, Nov. 10, 2002
	Drew Bledsoe vs. L.A. Raiders, Oct. 19, 1994

Most Seasons Leading the League —

3	Drew Bledsoe, 1994-96
---	-----------------------

MOST COMPLETIONS

Career —

2,544	Drew Bledsoe, 1993-01
1,879	Steve Grogan, 1975-90
1,243	Tom Brady, 2000-04
1,140	Vito (Babe) Parilli, 1961-67
876	Tony Eason, 1983-89

Season —

400	Drew Bledsoe, 1994
373	Tom Brady, 2002
	Drew Bledsoe, 1996
323	Drew Bledsoe, 1995
317	Tom Brady, 2003
314	Drew Bledsoe, 1997

Game —

45	Drew Bledsoe vs. Minnesota, Nov. 13, 1994*
39	Tom Brady vs. Kansas City, Sept. 22, 2002
	Drew Bledsoe at Pittsburgh, Dec. 16, 1995
36	Tom Brady at Chicago, Nov. 10, 2002
	Tom Brady at San Diego, Sept. 29, 2002
	Tony Eason at L.A. Rams, Nov. 16, 1986
34	Tom Ramsey vs. Philadelphia, Nov. 29, 1987
33	Tom Brady vs. San Diego, Oct. 14, 2001
	Drew Bledsoe vs. Kansas City, Dec. 4, 2000

Most Seasons Leading League —

2	Drew Bledsoe, 1994, 1996
---	--------------------------

*NFL Record

PASSING EFFICIENCY (Pct)

Career (500 Attempts) —

.616	Tom Brady 2000-04 (2018-1243)
.604	Hugh Millen, 1991-92 (612-370)
.584	Tony Eason, 1983-89 (1500-876)
.563	Drew Bledsoe, 1993-01 (4452-2504)
.523	Steve Grogan, 1975-90 (3593-1879)

Season (100 Attempts) —

.639	Tom Brady, 2001 (413-264)
.621	Tom Brady, 2002 (601-373)
.616	Tony Eason, 1986 (448-276)
.611	Hugh Millen, 1992 (203-124)
.608	Tom Brady, 2004 (474-288)
	Steve Grogan, 1986 (102-62)
.602	Tom Brady, 2003 (527-317)
	Drew Bledsoe, 1997 (522-314)

Game (20 Attempts) —

.846	Tom Brady at Buffalo, Nov. 3, 2002 (26-22)
.800	Tom Brady at Indianapolis, Oct. 21, 2001 (20-16)
	Babe Parilli vs. Miami, Oct. 15, 1967 (20-16)
.769	Hugh Millen at Miami, Nov. 10, 1991 (26-20)
.750	Tony Eason vs. Green Bay, Sept. 8, 1985 (28-21)
.743	Tom Brady at Ind., Nov. 30, 2003 (35-26)
.733	Tom Brady vs. San Fran., Jan. 2, 2005 (30-22)

Most Seasons Leading League —

1	Vito (Babe) Parilli, 1961
---	---------------------------

MOST YARDAGE

Career —

29,657	Drew Bledsoe, 1993-01
26,886	Steve Grogan, 1975-90
16,747	Vito (Babe) Parilli, 1961-67
13,925	Tom Brady, 2000-04
10,732	Tony Eason, 1983-89

Season —

4,555	Drew Bledsoe, 1994
4,086	Drew Bledsoe, 1996
3,985	Drew Bledsoe, 1999
3,764	Tom Brady, 2002
3,706	Drew Bledsoe, 1997
3,692	Tom Brady, 2004
3,633	Drew Bledsoe, 1998

Game —

426	Drew Bledsoe vs. Minnesota, Nov. 13, 1994
423	Drew Bledsoe vs. Miami, Nov. 23, 1998
421	Drew Bledsoe at Miami, Sept. 5, 1994
419	Drew Bledsoe vs. Miami, Nov. 3, 1996
414	Tony Eason vs. Seattle, Sept. 21, 1986
410	Tom Brady vs. Kansas City, Sept. 22, 2002
402	Tom Ramsey vs. Philadelphia, Nov. 29, 1987
401	Steve Grogan vs. N.Y. Jets, Oct. 12, 1986

Seasons Leading League —

1	Drew Bledsoe, 1994
	Vito (Babe) Parilli, 1964

PATRIOTS INDIVIDUAL RECORDS

PASSING (Cont.)

Longest Completion —

91t Tom Brady at Indianapolis, Oct. 21, 2001 (to David Patten)

90t Tony Eason at Chicago, Sept. 15, 1985 (to Craig James)

88t Jim Plunkett vs. Baltimore, Dec. 19, 1971 (to Randy Vataha)

87t Tom Sherman vs. NY Jets, Oct. 27, 1968 (to Jim Whalen)

86t Drew Bledsoe at Pittsburgh, Dec. 6, 1998
(to Terry Glenn)

85t Tom Brady at Miami, Oct. 19, 2003 (to Troy Brown in overtime)

HAD INTERCEPTED

Fewest

Career (500 Attempts) —

24 Butch Songin, 1960-61

44 Mike Taliaferro, 1968-70

48 Tony Eason, 1983-89

52 Tom Brady, 2000-04

Season (100 Attempts) —

2 Steve Grogan, 1986 (102 att.)

4 Scott Zolak, 1992 (100 att.)

Steve Grogan, 1982 (122 att.)

5 Steve Grogan, 1985 (156 att.)

5 Tom Hodson, 1990 (156 att.)

Game (25 attempts) —

0 Accomplished many times. Most recent:
Tom Brady at N.Y. Jets, Dec. 26, 2004

Most

Career (500 attempts) —

208 Steve Grogan, 1975-90

138 Babe Parilli, 1961-67

Drew Bledsoe, 1993-01

87 Jim Plunkett, 1971-75

Season —

27 Drew Bledsoe, 1994

Babe Parilli, 1964

26 Babe Parilli, 1965

25 Jim Plunkett, 1972

24 Babe Parilli, 1967

Babe Parilli, 1963

23 Steve Grogan, 1978

Game (25 attempts) —

6 Steve Grogan vs. San Francisco, Nov. 30, 1980

Babe Parilli vs. Denver, Sept. 3, 1967

5 Drew Bledsoe at Miami, Nov. 21, 1999

Drew Bledsoe at Pittsburgh, Dec. 5, 1993

Steve Grogan at Detroit, Oct. 10, 1976

Steve Grogan at Baltimore, Dec. 21, 1975

Mike Taliaferro vs. NY Jets, Oct. 27, 1968

Babe Parilli vs. Buffalo, Sept. 11, 1965

Babe Parilli vs. NY Jets, Oct. 31, 1964

Lowest Percentage Season —

1.9 Tony Eason, 1984 (8-431)

2.0 Steve Grogan, 1986 (2-102)

2.2 Tony Eason, 1986 (10-448)

2.3 Tom Brady, 2003 (12-527)

Tom Brady, 2002 (14-601)

2.4 Drew Bledsoe, 2000 (13-531)

Drew Bledsoe, 1996 (15-623)

Seasons Leading League —

Fewest

2 Vito (Babe) Parilli, 1961 (tied), 1962

1 Tony Eason, 1984

Ed (Butch) Songin, 1961 (tied)

Most

1 Vito (Babe) Parilli, 1964 (tied)

MOST TOUCHDOWNS

Career —

182 Steve Grogan, 1975-90

166 Drew Bledsoe, 1993-01

132 Vito (Babe) Parilli, 1961-67

97 Tom Brady, 2000-04

62 Jim Plunkett, 1971-75

Season —

31 Vito (Babe) Parilli, 1964

28 Tom Brady, 2004

Tom Brady, 2002

Drew Bledsoe, 1997

Steve Grogan, 1979

27 Drew Bledsoe, 1996

25 Drew Bledsoe, 1994

23 Tom Brady, 2003

Tony Eason, 1984

Game —

5 Steve Grogan vs. NY Jets, Sept. 9, 1979

Vito (Babe) Parilli at Buffalo, Nov. 15, 1964

Vito (Babe) Parilli vs. Miami, Oct. 15, 1967

4 Accomplished 19 times. Most Recent:

Tom Brady vs. Buffalo, Dec. 27, 2003

Seasons Leading League —

1 Tom Brady, 2002

1 Steve Grogan, 1979 (tied Brian Sipe of Clev.-28)

1 Babe Parilli, 1964

PATRIOTS INDIVIDUAL RECORDS

RECEIVING

MOST RECEPTIONS

Career —

534	Stanley Morgan, 1977-89
490	Ben Coates, 1991-99
475	Troy Brown, 1993-04
363	Irving Fryar, 1984-92
329	Terry Glenn, 1996-01
292	Gino Cappelletti, 1960-70

Season —

101	Troy Brown, 2001
97	Troy Brown, 2002
96	Ben Coates, 1994
90	Terry Glenn, 1996
84	Ben Coates, 1995
	Stanley Morgan, 1986
83	Troy Brown, 2000
82	Marv Cook, 1991

Game —

16	Troy Brown, vs. K.C., Sept. 22, 2002 (176 yds)
13	Deion Branch, at S.D., Sept. 29, 2002 (128)
	Terry Glenn at Cleveland, Oct. 3, 1999 (214)
12	Troy Brown, vs. K.C., Dec. 4, 2000 (119)
	Ben Coates at Indy, Nov. 27, 1994 (119)
11	Troy Brown at Chicago, Nov. 10, 2002 (90)
	Troy Brown, vs. San Diego, Oct. 14, 2001 (117)
	Terry Glenn, vs. Cin., Nov. 19, 2000 (129)
	Kevin Faulk, vs. Tampa Bay, Sept. 3, 2000 (62)
	Ben Coates at Pittsburgh, Dec. 16, 1995 (83)
	Leroy Thompson vs. Min., Nov. 13, 1994 (74)
	Tony Collins vs. Phila., Nov. 29, 1987 (100)
	Art Graham vs. K.C., Nov. 20, 1966 (134)

YARDAGE

Career —

10,352	Stanley Morgan, 1977-89
5,726	Irving Fryar, 1984-92
5,516	Troy Brown, 1993-04
5,471	Ben Coates, 1991-99
5,001	Jim Colclough, 1960-68
4,669	Terry Glenn, 1996-01
4,589	Gino Cappelletti, 1960-70

Season —

1,491	Stanley Morgan, 1986
1,199	Troy Brown, 2001
1,174	Ben Coates, 1994
1,147	Terry Glenn, 1999
1,132	Terry Glenn, 1996
1,029	Stanley Morgan, 1981
1,014	Irving Fryar, 1991
1,013	Harold Jackson, 1979
1,002	Stanley Morgan, 1979

Game —

214	Terry Glenn at Cleveland, Oct. 3, 1999 (13 rec)
193	Terry Glenn at Pittsburgh, Dec. 6, 1998 (9)
182	Stanley Morgan vs. Miami, Nov. 8, 1981 (5)
176	Troy Brown vs. Kansas City, Sept. 22, 2002 (16)
170	Stanley Morgan vs. Baltimore, Nov. 26, 1978 (5)

Longest Reception —

91t	David Patten at Indianapolis, Oct. 21, 2001 (from Tom Brady)
90t	Craig James at Chicago, Sept. 15, 1985 (from Tony Eason)
88t	Randy Vataha vs. Baltimore, Dec. 19, 1971 (from Jim Plunkett)
87t	Jim Whalen vs. N.Y. Jets, Oct. 27, 1968 (from Tom Sherman)
86t	Terry Glenn at Pittsburgh, Dec. 6, 1998 (from Drew Bledsoe)
85t	Troy Brown at Miami, Oct. 19, 2003 (from Tom Brady in overtime)

AVERAGE GAIN

Career (150 Minimum) —

20.3	Harold Jackson, 1978-81 (156-3,162)
19.4	Stanley Morgan, 1977-89 (534-10,352)
17.7	Jim Colclough, 1960-68 (283-5,001)
15.8	Irving Fryar, 1984-92 (363-5,726)
15.7	Gino Cappelletti, 1960-70 (292-4,589)

Season (35 Minimum) —

23.4	Stanley Morgan, 1981 (44-1,029)
22.8	Stanley Morgan, 1979 (44-1,002)
22.5	Harold Jackson, 1979 (45-1,013)
22.0	Stanley Morgan, 1980 (45-991)
21.7	Jim Colclough, 1962 (40-868)

Game (4 Minimum) —

36.4	Stanley Morgan vs. Miami, Nov. 8, 1981 (5-182)
35.5	Stanley Morgan vs. S.F., Nov. 30, 1980(4-142)
	Jim Colclough vs. N.Y. Jets, Oct. 6, 1962 (4-142)
35.0	Aaron Marsh vs. N.Y. Jets, Sept. 22, 1968 (4-140)
34.0	Stanley Morgan at Balt., Nov. 26, 1978 (5-170)

TOUCHDOWNS

Career —

67	Stanley Morgan, 1977-89
50	Ben Coates, 1991-99
48	Gino Cappelletti, 1960-68
39	Jim Colclough, 1960-68
37	Irving Fryar, 1984-92

Season —

12	Stanley Morgan, 1979
10	Stanley Morgan, 1986
	Jim Colclough, 1962
9	Ben Coates, 1996
	Randy Vataha, 1971
	Gino Cappelletti, 1965
	Jim Colclough, 1960, 1961

Game —

3	Accomplished Seven Times. Most Recent: Ben Coates at Buffalo, Nov. 26, 1995
---	--

PATRIOTS INDIVIDUAL RECORDS

INTERCEPTIONS

MOST INTERCEPTIONS

Career —

- 36 Ty Law, 1995-04
Raymond Clayborn, 1977-89
- 29 Ron Hall, 1961-67
Roland James, 1980-90
Fred Marion, 1982-91
- 28 Mike Haynes, 1976-82

Season —

- 11 Ron Hall, 1964
- 9 Ty Law, 1998
- 8 Ronnie Lippett, 1986
Mike Haynes, 1976
Bob Suci, 1963
- 7 Accomplished 5 times. Most recent:
Maurice Hurst, 1994

Game —

- 3 Accomplished 6 times. Most recent:
Roland James at Buffalo, Oct. 23, 1983

RETURN YARDAGE

Career —

- 583 Ty Law, 1995-04
- 555 Raymond Clayborn, 1977-89
- 476 Ron Hall, 1961-67
- 457 Fred Marion, 1982-91
- 420 Ronnie Lippett 1984-91

Season —

- 277 Bob Suci, 1963
- 189 Fred Marion, 1985
- 182 Prentice McCray, 1976
- 181 Otis Smith, 2001
- 159 Ron Hall, 1966

Game —

- 118 Prentice McCray at N.Y. Jets, Nov. 21, 1976 (2)
- 115 Fred Marion at Seattle, Nov. 17, 1985 (2)
- 110 Bob Suci vs. Houston, Nov. 1, 1963 (2)
- 100 Jimmy Hitchcock vs. Miami, Nov. 23, 1997 (1)
- 99 Rick Sanford at Chicago, Dec. 5, 1982 (1)

Longest Return —

- 100 Jimmy Hitchcock vs. Miami, Nov. 23, 1997 (TD)
- 99 Rick Sanford at Chicago, Dec. 5, 1982 (TD)
- 98 Bob Suci vs. Houston, Nov. 1, 1963 (TD)
- 90 Victor Green at N.Y. Jets, Sept. 15, 2002 (TD)

TOUCHDOWNS

Career —

- 6 Ty Law, 1995-04
- 4 **Tedy Bruschi, 1996-04**
- 2 **Asante Samuel, 2003-04**
Willie McGinest, 1994-04
- Otis Smith, 1996, 2000-02
- Ronnie Lippett, 1983-91
- Prentice McCray, 1974-80
- Don Webb, 1961-62, 64-71
- John Charles, 1967-69
- Bob Suci, 1963

Season —

- 2 **Tedy Bruschi LB, 2003**
Tedy Bruschi, LB 2002
- Ty Law CB, 2001
- Otis Smith CB, 2001
- Ronnie Lippett DB, 1987
- Prentice McCray S, 1976
- Bob Suci DB, 1963
- Don Webb DB, 1961

Game

- 2 Prentice McCray at N.Y. Jets, Nov. 21, 1976

PUNTING

MOST PUNTS

Career —

- 468 Rich Camarillo, 1981-87
- 377 Tom Yewcic, 1961-67
- 243 Tom Janik, 1969-71
- 222 Mike Patrick, 1975-78
- 215 Tom Tupa, 1996-98

Season —

- 103 Shawn McCarthy, 1992
- 92 Rich Camarillo, 1985
- 91 Jeff Feagles, 1988
- 90 Lee Johnson, 1999
- Brian Hansen, 1990
- 89 Lee Johnson, 2000
- Rich Camarillo, 1986

Game —

- 11 Shawn McCarthy vs. New Orleans, Nov. 8, 1992
- Rich Camarillo at Chicago, Sept. 15, 1985
- Rich Camarillo at Dallas, Nov. 22, 1984
- Jim Fraser vs. N.Y. Jets, Oct. 2, 1966
- 10 Accomplished Nine Times, Most Recent:
Ken Walter at Phila., Sept. 14, 2003
- Brooks Barnard vs. Miami, Dec. 7, 2003

YARDAGE

Career —

- 19,922 Rich Camarillo, 1981-87
- 14,553 Tom Yewcic, 1961-67
- 9,602 Tom Tupa, 1996-98
- 9,516 Tom Janik, 1969-71
- 8,578 Lee Johnson, 1999-01

Season —

- 4,212 Shawn McCarthy, 1992
- 3,953 Rich Camarillo, 1985
- 3,798 Lee Johnson, 2000
- 3,752 Brian Hansen, 1990
- 3,746 Rich Camarillo, 1986

Game —

- 514 Rich Camarillo at Chicago, Sept. 15, 1985 (11)
- 479 Rich Camarillo at Dallas, Nov. 22, 1984 (11)
- 436 Bob Scarpitto vs. Oakland, Oct. 6, 1968 (10)
- 426 Rich Camarillo at Oakland, Nov. 1, 1981 (9)

Longest Punt —

- 93 Shawn McCarthy at Buffalo, Nov. 3, 1991
- 89 Luke Prestridge vs. Miami, Oct. 21, 1984
- 87 Bob Scarpitto at Denver, Sept. 29, 1968
- 82 Luke Prestridge vs. N.Y. Jets, Oct. 28, 1984
- 76 Lee Johnson, at Cincinnati, Sept. 9, 2001
- Rich Camarillo vs. N.Y. Jets, Sept. 19, 1982

PATRIOTS INDIVIDUAL RECORDS

PUNTING (Cont.)

HIGHEST AVERAGE YARDAGE

Career (100 Punts Min.) —

44.7	Tom Tupa, 1996-98 (215)
42.6	Rich Camarillo, 1981-87 (468)
42.3	Lee Johnson, 1999-01 (203)
40.0	Terry Swanson, 1967-68 (127)
39.8	Shawn McCarthy, 1991-92 (172)
38.7	Ken Walter, 2001-03 (195)

Season (Qualifiers) —

45.8	Tom Tupa, 1997
44.6	Rich Camarillo, 1983
44.5	Tom Tupa, 1998

Season (Qualifiers) continued —

43.7	Rich Camarillo, 1982
43.5	Tom Tupa, 1996
42.9	Rich Camarillo, 1985

Game (4 Punts Min.) —

55.6	Tom Tupa, at Indianapolis, Sept. 7, 1997 (5)
54.3	Pat O'Neill at Detroit, Sept. 25, 1994 (4)
51.9	Tom Tupa, at Denver, Oct. 6, 1997 (7)
51.3	Tom Tupa, vs. San Diego, Aug. 31, 1997 (4)
51.2	Tom Tupa, vs. Indianapolis, Nov. 30, 1997 (5)
	Shawn McCarthy at Buffalo, Nov. 3, 1991 (5)

PUNT RETURNS

MOST

Career —

237	Troy Brown, 1993-04
206	Irving Fryar, 1984-91
142	David Meggett, 1995-97
111	Mike Haynes, 1976-80
92	Stanley Morgan, 1977-89

Season —

52	David Meggett, 1996
45	David Meggett, 1997
	David Meggett, 1995
	Mike Haynes, 1976
39	Troy Brown, 2000
38	Accomplished Three Times, Most Recent: Troy Brown, 1999

Game —

10	Ronnie Harris at Pittsburgh, Dec. 5, 1993
7	David Meggett vs. N.Y. Jets, Dec. 10, 1995
	Ray Crittenden vs. Green Bay, Nov. 2, 1994
	Irving Fryar at Dallas, Nov. 22, 1984
6	Accomplished Seven Times, Most Recent: David Meggett vs. San Diego, Aug. 31, 1997

Most Seasons Leading League —

1	Irving Fryar, 1985
	Ron Burton, 1962
	Fred Bruney, 1961

MOST YARDAGE

Career —

2,524	Troy Brown, 1993-04
2,055	Irving Fryar, 1984-91
1,443	David Meggett, 1995-97
1,159	Mike Haynes, 1976-81
960	Stanley Morgan, 1977-1989

Season —

608	Mike Haynes, 1976
588	David Meggett, 1996
520	Irving Fryar, 1985
517	Mack Herron, 1974
504	Troy Brown, 2000

Game —

156	Mike Haynes vs. Buffalo, Nov. 7, 1976
133	Stanley Morgan vs. Buffalo, Nov. 20, 1977
133	Irving Fryar at Buffalo, Sept. 22, 1985
126	Billy Johnson vs. Houston, Nov. 5, 1967

LONGEST PUNT RETURN

89	Mike Haynes vs. Buffalo, Nov. 7, 1976 (TD)
85	Troy Brown, vs. Cleveland, Dec. 9, 2001 (TD)
	Irving Fryar at Buffalo, Sept. 22, 1985 (TD)
80	Stanley Morgan vs. Balt., Nov. 18, 1979 (TD)
77	Irving Fryar vs. Indianapolis, Nov. 10, 1985 (TD)
75	Roland James vs. NY Jets, Nov. 2, 1980

HIGHEST AVG. YARDAGE

Career (20 Returns) —

12.0	Mack Herron, 1973-75 (74-888)
11.3	Carl Garrett, 1969-72 (43-487)
10.6	Troy Brown, 1993-04 (237-2524)
10.4	Mike Haynes, 1976-81 (111-1159)
	Stanley Morgan, 1977-89 (92-960)
10.2	David Meggett, 1995-97 (142-1443)

Season (Qualifiers) —

14.8	Mack Herron, 1974
14.2	Troy Brown, 2001
14.1	Irving Fryar, 1985
13.5	Mike Haynes, 1976
12.9	Troy Brown, 2000
10.8	Mack Herron, 1973
10.7	Troy Brown, 1999

Game (3 Returns) —

39.0	Mike Haynes vs. Buffalo, Nov. 7, 1976 (4)
35.7	Ricky Smith vs. Baltimore, Sept. 4, 1981 (3)

Most Seasons Leading League —

1	Troy Brown, 2001
	Irving Fryar, 1985

TOUCHDOWNS

Career —

3	Troy Brown, 1993-04
	Irving Fryar, 1984-91
2	Mike Haynes, 1976-81

Season —

2	Troy Brown, 2001
	Irving Fryar, 1985
	Mike Haynes, 1976

Game —

1	Accomplished 11 Times, Most Recent: Troy Brown at Carolina, Jan. 6, 2002 (68 yds) Troy Brown vs. Cleveland, Dec. 9, 2001 (85 yds)
---	---

PATRIOTS INDIVIDUAL RECORDS

KICKOFF RETURNS

MOST

Career —

- 150 **Kevin Faulk, 1999-04**
- 107 Stephen Starring, 1983-87
- 105 David Meggett, 1995-97
- 92 Carl Garrett, 1969-72
- 89 Larry Garron, 1960-68

Season —

- 48 Stephen Starring, 1985
- 45 Derrick Cullors, 1998
- 42 Ricky Smith, 1983
- 41 **Bethel Johnson, 2004**
- Mack Herron, 1973

Game —

- 8 Willie Porter vs. NY Jets, Sept. 22, 1968
- 7 **Deion Branch vs. Kansas City, Sept. 22, 2002**
- Deion Branch at Chicago, Nov. 10, 2002**
- Kevin Faulk vs. N.Y. Jets, Dec. 22, 2002**
- 6 By many players, Most recent:
Bethel Johnson at Pittsburgh, Oct. 31, 2004

Most Seasons Leading League —

- 1 Jon Vaughn, 28.2 (20-564), 1992
- Horace Ivory, 27.6 (36-992), 1980
- Raymond Clayborn, 31.0 (28-869), 1977

YARDAGE

Career —

- 3,426 **Kevin Faulk, 1999-04**
- 2,561 David Meggett, 1995-97
- 2,299 Larry Garron, 1960-68
- 2,259 Stephen Starring, 1983-87
- 2,251 Carl Garrett, 1969-72

Season —

- 1,092 Mack Herron, 1973
- 1,085 Derrick Cullors, 1998
- 1,016 **Bethel Johnson, 2004**
- 1,012 Stephen Starring, 1985
- 992 Horace Ivory, 1980

Game —

- 220 **Kevin Faulk vs. N.Y. Jets, Dec. 22, 2002**
- 206 Allen Carter at Baltimore, Dec. 21, 1975
- 201 **Deion Branch vs. Kansas City, Sept. 22, 2002**

LONGEST

- 101 Raymond Clayborn at Balt., Dec. 18, 1977 (TD)
- 100 Jon Vaughn at Cincinnati, Dec. 20, 1992 (TD)
- Raymond Clayborn at NYJ, Oct. 2, 1977 (TD)
- 99 Allen Carter at Baltimore, Dec. 21, 1975 (TD)
- Jon Vaughn at Phoenix, Sept. 29, 1991 (TD)
- 98 Ricky Smith vs. NY Jets, Sept. 19, 1982 (TD)
- Horace Ivory at Baltimore, Oct. 19, 1980 (TD)

HIGHEST AVG. YARDAGE

Career (20 Returns) —

- 27.2 Allen Carter, 1975-76 (33-898)
- 26.9 Raymond Clayborn, 1977-89 (57-1,538)
- 26.5 Horace Ivory, 1978-81 (45-1,191)
- 26.2 **Bethel Johnson, 2003-04 (71-1,863)**
- 25.8 Larry Garron, 1960-67 (89-2,299)

Season (Qualifiers) —

- 31.0 Raymond Clayborn, 1977
- 28.5 Larry Garron, 1962
- 28.4 Jess Phillips, 1976
- 28.3 Carl Garrett, 1969
- 28.2 **Bethel Johnson, 2003**
- Jon Vaughn, 1992

Game (3 Returns) —

- 49.3 Ron Burton vs. Dallas Texans, Nov. 3, 1961 (3)
- 47.0 Horace Ivory at Baltimore, Oct. 19, 1980 (3)

TOUCHDOWNS

Career —

- 3 Raymond Clayborn, 1977-89
- 2 **Bethel Johnson, 2003-04**
- Kevin Faulk, 1999-04**
- Jon Vaughn, 1991-92
- Larry Garron, 1960-68

Season —

- 3 Raymond Clayborn, 1977
- 2 **Kevin Faulk, 2002**

Game —

- 1 Accomplished 18 times. Most recent:
Bethel Johnson at Cleveland (Dec. 5, 2004)

FUMBLES

MOST

Career —

- 77 Steve Grogan, 1975-90
- 67 Drew Bledsoe, 1993-01
- 49 Sam Cunningham, 1973-79, 1981
- 43 **Tom Brady, 2000-04**
- 42 Vito (Babe) Parilli, 1961-67

Season —

- 13 **Tom Brady, 2003**
- 12 **Tom Brady, 2001**
- Steve Grogan, 1979
- Sam Cunningham, 1975
- Mack Herron, 1974

Game —

- 4 Vito (Babe) Parilli vs. Denver, Nov. 6, 1966
- 3 Accomplished 10 times. Most recent:
Drew Bledsoe at Cleveland, Nov. 12, 2000

MOST OWN RECOVERIES

Career —

- 31 Steve Grogan, 1975-90
- 27 Drew Bledsoe, 1993-00
- 19 Vito (Babe) Parilli, 1961-67

Season —

- 6 Drew Bledsoe, 1999
- Steve Grogan, 1987
- Vito (Babe) Parilli, 1963
- Ricky Smith, 1983
- 5 **Tom Brady, 2004**
- Tom Brady, 2002**
- Vito (Babe) Parilli, 1964

Game —

- 2 Accomplished 9 times. Most recent:
Steve Grogan vs. Miami, Sept. 13, 1987

PATRIOTS INDIVIDUAL RECORDS

FUMBLES (Cont.)

MOST OPPONENT RECOVERIES

Career —

- 17 Steve Nelson, 1974-87
- Andre Tippett, 1982-88, 90-93
- 15 Jim Hunt, 1960-70
- 14 Willie McGinest, 1994-04**
- Raymond Hamilton, 1973-80
- 13 Bob Dee, 1960-67

Season —

- 5 Bob Dee, 1961
- 4 Andre Tippett, 1993
- Brent Williams, 1986
- Steve Nelson, 1978
- John Sanders, 1975
- Larry Eisenhauer, 1964
- Jack Rudolph, 1960

Game —

- 3 Steve Nelson vs. Philadelphia, Oct. 8, 1978
- 2 By 20 players. Most recent:
Johnny Rember at N.Y. Jets, Nov. 13, 1988

MOST RETURN YARDAGE

Career —

- 82 Don Webb, 1961-71

Season —

- 68 Richard Seymour, 2004**
- 54 Brent Williams, 1986
- 53 Chad Eaton, 1999

Game —

- 68 Richard Seymour at Buffalo, Oct. 3, 2004 (1)**
- 52 Chuck Shonta vs. N.Y. Titans, Sept. 17, 1960 (1-opp)
- 51 Jim Hunt vs. Houston, Dec. 15, 1968 (1-opp)

LONGEST RETURN

- 68 Richard Seymour at Buffalo, Oct. 3, 2004 (TD)**
- 52 Chuck Shonta vs. N.Y. Titans, Sept. 17, 1960 (TD)
- 51 Jim Hunt vs. Houston, Dec. 15, 1968

TOUCHDOWNS

Own Fumbles Recovered For TD —

- 1 Eight players. Most recent:
John Stephens vs. Cincinnati, Oct. 16, 1988

Opponents' Fumbles Recovered For TD —

- 1 Accomplished many times.
Most recent: **Randall Gay at Cleveland, Dec. 5, 2004 (Returned 41 yards for a TD)**

SACKS *

Career —

- 100.0 Andre Tippett, 1982-88, 90-93
- 79.5 Julius Adams, 1971-77, 79, 85, 87
- 72.5 Tony McGee, 1974-81
- 72.0 Willie McGinest, 1994-04**
- 54.0 Ray Hamilton, 1973-81
- 50.5 Chris Slade, 1993-00

Season —

- 18.5 Andre Tippett, 1984
- 16.5 Andre Tippett, 1985
- 12.5 Andre Tippett, 1987
- 12.0 Tony McGee, 1978
- 12.0 Tony McGee, 1979

Rookie Season —

- 10.5 Garin Veris, 1985
- 9.0 Chris Slade, 1993

*Sacks have only been an official NFL statistic since 1982. Sack totals shown here reflect all-time Patriots totals.

Career Sack Leaders

Player	Sacks	Career Years
1. Andre Tippett	100.0	1982-88, 90-93
2. Julius Adams	79.5	1971-77, 79-85, 87
3. Tony McGee	72.5	1974-81
4. Willie McGinest	72.0	1994-04
5. Ray Hamilton	54.0	1973-81
6. Chris Slade	50.5	1993-00
7. Larry Eisenhauer	45.5	1961-69
8. Brent Williams	43.5	1986-93
9. Houston Antwine	39.0	1961-71
10. Garin Veris	36.0	1985-88, 90-91
11. Richard Bishop	32.5	1976-81
12. Don Blackmon	29.5	1981-87
13. Jim Lee Hunt	29.0	1960-71
14. Bob Dee	27.5	1960-67
15. Tedy Bruschi	24.0	1996-04
16. Rod Shoate	22.5	1975-81
Mike Vrabel	22.5	2001-04
18. Richard Seymour	21.5	2001-04
19. Henry Thomas	21.0	1997-00
20. Mel Lunsford	19.5	1973-80
21. Nick Buoniconti	18.0	1962-68
Steve Nelson	18.0	1974-81
23. Vincent Brown	16.5	1988-95
24. Ken Sims	16.0	1982-89
25. Toby Williams	15.5	1983-88
26. Tom Addison	15.0	1960-70

Patriots Team Records

Note: Number of games per season: 1960-1977 (14); 1978-81 (16); 1982 (9); 1983-86 (16); 1987 (15), and 1988-04 (16).
bold = record set in 2004

VICTORIES

MOST

Season—

- 14 2004, 2003**
- 11 2001, 1996, 1986, 1985, 1978, 1976
- 10 1997, 1994, 1964, 1980

FEWEST

Season—

- 1 1990
- 2 1992, 1981, 1970

OFFENSIVE SCORING

MOST POINTS SCORED

Season (Points)—

- 441 1980
- 437 2004**
- 418 1996
- 413 1961
- 412 1986

Season (Average)—

- 29.5 1961
- 27.6 1980
- 27.3 2004**
- 26.8 1976
- 26.1 1996

Game—

- 56 vs. N.Y. Jets, Sept. 9, 1979
- 55 vs. N.Y. Jets, Oct. 29, 1978
- 52 vs. Buffalo, Oct. 22, 1961
- 50 at Ind., Nov. 18, 1984
- 50 vs. Baltimore, Nov. 18, 1979
- 48 vs. Oakland, Oct. 3, 1976

Quarter—

- 1st: 21 vs. N.Y. Jets, Oct. 29, 1978
- 21 at Miami, Dec. 15, 1974
- 2nd: 27 vs. Balt., Nov. 18, 1979
- 3rd: 22 vs. Dallas Texans, Nov. 18, 1960
- 4th: 27 vs. Balt., Nov. 23, 1980

FEWEST POINTS SCORED

Season—

- 149 1970
- 181 1990
- 192 1972
- 205 1992
- 229 1968

Game—

- 0 19 Times: Most recent: at Buffalo 31, Patriots 0 Sept. 7, 2003

MOST POINTS SCORED, BOTH TEAMS

Game—

- 86 at NE 43, Oakland 43 (tie), Oct. 16, 1964
- 84 NE 46, at Balt. 38, Oct. 6, 1996
- 79 at NE 41, KC 38, Sept. 22, 2002
- 78 NYJ 47, at NE 31, Sept. 22, 1968
- 76 at Buffalo 45, NE 31, Nov. 23, 1975
- at NE 55, NYJ 21, Oct. 29, 1978

FEWEST POINTS SCORED, BOTH TEAMS

Game—

- 3 at Patriots 3, Miami 0, Dec. 12, 1982
- 6 NY Jets 6, at Patriots 0, Nov. 26, 1993
- Ind. 6, at Patriots 0, Dec. 6, 1992
- 7 Houston 7, at Patriots 0, Sept. 21, 1975
- 9 at Patriots 7, Cincinnati 2, Dec. 12, 1993
- Patriots 6, at Miami 3, Nov. 20, 1988
- Patriots 6, at N.Y. Jets 3, Dec. 15, 1991

GREATEST MARGIN OF VICTORY

Game—

- 53 at Patriots 56, N.Y. Jets 3, Sept. 9, 1979
- 42 at Patriots 45, Houston 3, Nov. 1, 1963
- 41 Patriots 41, at S.D. 0, Dec. 17, 1961
- 39 at Patriots 42, Baltimore 3, Oct. 6, 1974
- 38 Patriots 45, at S.D. 7, Dec. 1, 1996
- at Patriots 38, Ind. 0, Dec. 26, 1993

GREATEST MARGIN OF DEFEAT

Game—

- 52 at Miami 52, Patriots 0, Nov. 12, 1972
- 42 at G.B.(Mil.) 45, Patriots 3, Oct. 9, 1988
- 38 at N.Y. Jets 45, Patriots 7, Sept. 26, 1993

GREATEST MARGIN OF DEFEAT

Game—(continued)

- at Cincinnati 45, Patriots 7, Dec. 20, 1970
- at Miami 41, Patriots 3, Oct. 17, 1971
- 36 Chicago 46, Patriots 10, Jan. 26, 1986 (Super Bowl XX)

MOST TOUCHDOWNS

Season—

- 52 1961, 1980
- 49 2004**
- 1979
- 48 1976
- 46 1979

Game—

- 8 vs. N.Y. Jets, Sept 9, 1979
- vs. N.Y. Jets, Oct. 29, 1978
- 7 vs. Oakland, Oct. 3, 1976
- vs. Buffalo, Oct. 22, 1961
- 6 13 times: Most recent: at Cle., Dec. 5, 2004**

FEWEST TOUCHDOWNS

Season—

- 17 1982 (9 games)
- 18 1970
- 19 1990
- 22 1991
- 24 1972

MOST POINTS AFTER TOUCHDOWNS

Season—

- 51 1980
- 48 2004**
- 1961
- 46 1979
- 44 1986

FEWEST POINTS AFTER TOUCHDOWNS

Season—

- 15 1982 (9 games)
- 17 1970
- 19 1990, 1991
- 22 1992

PATRIOTS TEAM RECORDS

OFFENSIVE SCORING (CONT.)

MOST FGS ATTEMPTED

Season—

- 41 1986
- 40 1989
- 39 1998, 1964
- 38 1963
- 37 1962

Game—

- 7 vs. Ind. Dec. 3, 1989
at Cin., Nov. 16, 1969
at Buffalo, Sept. 24, 1967
at S.D., Sept. 20, 1964
- 6 vs. Jax, Sept. 22, 1996
vs. Denver, Oct. 4, 1964

FEWEST FGS ATTEMPTED

Season—

- 13 1982 (9 games)
- 16 1972
- 17 1975, 1992
- 21 1971, 1977
- 22 1970, 1974, 1983,

MOST FGS MADE

Season—

- 32 1986
- 31 2004**
- 1998
- 30 1989
- 27 2000, 1994
- 26 1999, 1980

Game—

- 6 at Denver, Oct. 4, 1964
- 5 vs. Buffalo, Nov. 14, 2004**
vs. Jax, Sept. 22, 1996

FEWEST FGS MADE

Season—

- 8 1982 (9 games), 1972, 1970, 1960
- 9 1983, 1975
- 11 1992

LONGEST DRIVES

Most Plays—

- 19 at N.Y. Jets, Sept. 15, 2002
19-70, 6:40, FG
- 18 at Indianapolis, Oct. 22, 2000
18-89, 8:43, TD
- 18 Buffalo, Dec. 13, 1981, 18-64,
12:55, FG

FIRST DOWNS

MOST TOTAL

Season—

- 348 1994
- 344 2004**
- 339 1996
- 335 1995, 1989
- 328 1981

Game—

- 31 vs. Kansas City, Oct. 11, 1998
vs. Phila., Nov. 29, 1987
at Houston, Dec. 11, 1966
- 30 vs. San Diego, Oct. 14, 2001
vs. N.Y. Jets, Sept. 9, 1979
at Indianapolis, Oct. 29, 1989

FEWEST TOTAL

Season—

- 146 1982 (9 games)
- 166 1969
- 181 1968
- 184 1970
- 190 1971

Game—

- 3 vs. Wash., Dec. 15, 1990
- 5 vs. Miami, Dec. 12, 1982
at N.Y. Jets, Nov. 22, 1970
at K.C., Oct. 11, 1970
at Phila., Nov. 4, 1990
vs. N.O., Nov. 8, 1992

MOST RUSHING

Season—

- 181 1978
- 150 1976
- 139 1980
- 132 1977, 1979
- 130 1983

Game—

- 21 vs. Denver, Nov. 28, 1976
- 18 vs. N.Y. Jets, Oct. 18, 1976
- 17 at Buffalo, Nov. 5, 1978
vs. Buffalo, Dec. 10, 1978

FEWEST RUSHING

Season—

- 55 1965
- 63 1970
- 64 1969
- 65 1990
- 66 1964

Game—

- 0 at Pittsburgh, Oct. 31, 2004**
at N.O., Nov. 30, 1986
at Buffalo, Oct. 26, 1980
at N.Y. Jets, Nov. 22, 1970
- 1 18 times. Most recent:
at Chicago, Dec. 10, 2000

MOST PASSING

Season—

- 243 1994
- 207 1995
- 206 1996
- 202 1986
- 193 2004**

Game—

- 22 at Cin., Sept. 18, 1994
vs. Min., Nov. 13, 1994
- 21 vs. Phila., Nov. 29, 1987
- 20 at Houston, Nov. 23, 2003
vs. San Diego, Oct. 14, 2001
at Miami, Sept. 4, 1994
at Indy, Nov. 18, 1984
at Houston, Nov. 10, 1980
vs. Oak., Oct. 16, 1964

FEWEST PASSING

Season—

- 63 1982 (nine games)
- 87 1969, 1989
- 94 1971, 1968
- 95 1976
- 98 1970

Game—

- 0 vs. Miami, Dec. 8, 1968
at T.B., Dec. 12, 1976
- 1 vs. N.O., Dec. 4, 1983
vs. Miami, Dec. 12, 1982

MOST PENALTY

Season—

- 35 1986
- 34 1989
- 31 2004**
- 2000
- 30 1993
- 29 1965

Game—

- 7 at Houston, Sept. 19, 1965
- 6 vs. Kansas City, Oct. 11, 1998
- 5 Eight times. Most Recent:
at Denver, Oct. 28, 2001

FEWEST PENALTY

Season—

- 9 1982 (nine games)
- 11 1971, 1991
- 14 1977
- 15 1969, 1976, 1985

Game—

- 0 Many times. Most recent:
vs. Cincinnati Dec. 12, 2004

PATRIOTS TEAM RECORDS

TOTAL NET YARDS

MOST

Season—

5,965 1978
5,776 1994
5,722 2004
5,623 1981
5,499 1985
5,470 1979
5,457 1995

Game—

597 vs. N.Y. Jets, Sept. 9, 1979
529 vs. N.Y. Jets, Oct. 29, 1978
526 vs. Houston, Dec. 18, 1965
506 vs. Seattle, Sept. 21, 1986
500 vs. Oakland, Oct. 16, 1964

FEWEST

Season—

2,626 1970
2,633 1982 (9 games)
3,127 1968
3,419 1969
3,556 1971

Game—

57 vs. N.Y. Jets, Sept. 19, 1982
(61r, -4p)
74 vs. Oakland, Oct. 22, 1967
(34r, 40p)
80 at N.Y. Jets, Nov. 20, 1970
(23r, 57p)
92 at Denver, Nov. 11, 1979
(58r, 34p)
100 vs. K.C., Sept. 21, 1969
(43r, 57p)

RUSHING

MOST ATTEMPTS

Season—

671 1978
603 1977
591 1976
588 1980, 1988
565 1985

Game—

62 vs. Denver, Nov. 28, 1976
(332 yds.)
60 at Seattle, Dec. 19, 1982
(249 yds.)
58 vs. Ind., Dec. 26, 1993
(257 yds.)
55 Four times, Most recent:
vs. Seattle, Dec. 4, 1988
(171 yds.)
54 at Buffalo, Nov. 20, 1977
(256 yds.)
vs. Chicago, Oct. 30, 1988
(185 yds.)

FEWEST ATTEMPTS

Season—

324 1982 (9 games)
334 1970
363 1960
367 1969
386 1972

Game—

6 at Pittsburgh, Oct. 31, 2004
(5 yards)

9 vs. Denver, Nov. 17, 1996 (17)
10 vs. N.Y. Jets, Oct. 12, 1986 (17)
11 vs. Wash., Sept. 23, 1984 (17)
vs. Buf, Dec. 20, 1964 (33)
12 at Chi., Dec. 10, 2000 (38)
vs. Minn., Nov. 13, 1994 (42)
at K.C., Oct. 3, 1965 (32)
13 at Tenn. Dec. 16, 2002 (56)
at N.Y. Jets, Sept. 26, 1993 (31)
vs. K.C., Dec. 2, 1990 (64)
vs. Miami, Sept. 17, 1989 (43)

MOST YARDS

Season—

3,165 1978
2,948 1976
2,605 1983
2,331 1985
2,303 1977

Game—

332 vs. Denver, Nov. 28, 1976
330 vs. N.Y. Jets, Oct. 18, 1976
328 vs. N.Y. Jets, Sept. 18, 1983
281 vs. Oakland, Oct. 30, 1966
vs. Cin., Dec. 22, 1985
279 at Buffalo, Nov. 5, 1978

FEWEST YARDS

Season—

1,040 1970
1,117 1965
1,347 1982
1,332 1994
1,361 1964

Game—

2 at N.O., Nov. 30, 1986
(18 attempts)

5 at Pittsburgh, Oct. 31, 2004
(6 att.)

17 vs. Denver, Nov. 17, 1996
(9 att.)
vs. N.Y. Jets, Oct. 12, 1986
(10 att)
vs. Wash., Sept. 23, 1984
(11 att)
at L.A. Chargers, Oct. 28,
1960 (24 att)
18 at Miami, Oct. 18, 1992
(18 att)

MOST TOUCHDOWNS

Season—

30 1978
24 1976
23 1981
21 1974
19 1983, 1980

Game—

4 Accomplished 6 times.
Most recent:
vs. S.D., Oct. 16, 1983

FEWEST TOUCHDOWNS

Season—

3 1982 (9 games)
4 1990
6 1997, 1992
7 1971
8 2003, 1968, 1965

PATRIOTS TEAM RECORDS

PASSING

MOST ATTEMPTS

Season—

699 1994
686 1995
628 1996
610 1989
605 2002
565 2000

Game—

70 vs. Minn., Nov. 13, 1994
60 at Pitt., Dec. 16, 1995
59 vs. Denver, Oct. 8, 1995
vs. N.O., Nov. 12, 1989
56 at Pitt., Dec. 17, 1989
55 vs. K.C., Sept. 22, 2002
at Chicago, Nov. 10, 2002
vs. L.A. Raid., Oct. 9, 1994

FEWEST ATTEMPTS

Season—

187 1982 (9 games)
305 1977
309 1976
330 1971
338 1969

Game—

5 vs. Miami, Dec. 12, 1982
(2 comps.)
9 vs. Miami, Nov. 9, 1969
(2 comps.)
10 Three times, Most recent:
vs. Seattle, Dec. 4, 1988
(5 comps.)
11 vs. Ind., Dec. 26, 1993
(9 comps.)
vs. Oakland, Oct. 30, 1966
(4 comps.)
12 vs. Buffalo, Oct. 20, 1968
(4 comps.)

MOST COMPLETIONS

Season—

405 1994
374 2002, 1996
351 1995
340 1986
328 2000
321 1997

Game—

45 vs. Minn., Nov. 13, 1994
39 vs. K.C., Sept. 22, 2002
at Pitt., Dec. 16, 1995
36 at Chicago, Nov. 10, 2002
at San Diego, Sept. 29, 2002
at LA Rams, Nov. 16, 1986
34 vs. Phil., Nov. 29, 1987

FEWEST COMPLETIONS

Season—

93 1982 (9 games)
146 1976
159 1971
160 1977, 1968
162 1969

Game—

2 vs. Miami, Nov. 9, 1969
(9 att.)
vs. Miami, Dec. 12, 1982
(5 att.)
3 vs. N.O., Dec. 4, 1983
(10 att.)
4 Four times, Most recent:
vs. Buffalo, Oct. 11, 1987
5 Seven times, Most recent:
at Buffalo, Oct. 23, 1988
6 Seven times, Most recent:
vs. N.Y. Jets, Sept. 19, 1982

MOST NET YARDS

Season—

4,444 1994
3,954 1986
3,901 1996
3,767 2002
3,660 1997

Game—

426 vs. Minn., Nov. 13, 1994
421 at Miami, Sept. 4, 1994
414 vs. Miami, Nov. 23, 1998
409 vs. Miami, Nov. 3, 1996
405 vs. Oakland, Oct. 16, 1964

FEWEST NET YARDS

Season—

1347 1982 (9 games)
1586 1970
1746 1976
1765 1968
1887 1971

Game—

4 vs. N.Y. Jets, Sept. 19, 1982
13 vs. Miami, Dec. 12, 1982
15 at Atlanta, Nov. 29, 1992
16 vs. N.O., Dec. 4, 1983
at Miami, Dec. 8, 1968

MOST TOUCHDOWNS

Season—

31 1997, 1964
30 1979
29 **2004**, 1986, 1961
28 2002
27 1996, 1980

Game—

6 vs. N.Y. Jets, Sept. 9, 1979
5 Many times, Most recent:
at Buffalo, Nov. 15, 1964

FEWEST TOUCHDOWNS

Season—

7 1970
10 1972
11 1991
12 1988, 1982
13 1992, 1973

MOST HAD INTERCEPTED

Season—

34 1981
33 1968
32 1967
29 1965, 1963
28 1988, 1975, 1972, 1970

Game—

6 at Denver, Sept. 3, 1967
vs. Buffalo, Dec. 9, 1967
at K.C., Oct. 11, 1970
at S.F., Nov. 30, 1980

FEWEST HAD INTERCEPTED

Season—

9 1982 (9 games)
13 2003, 1986, 1962
14 **2004**, 2002, 1984
15 2001, 2000, 1997, 1996
16 1995, 1991

SACKS ALLOWED, MOST (ALLOWED BY N.E. OFFENSE)

Season—

66 1984 (454 yards)
65 1992 (458 yards)
63 1991 (436 yards)
58 1990 (443 yards)
56 1999 (349 yards)

Game—

10 at Dallas, Nov. 22, 1984
(57 yds)

SACKS ALLOWED, FEWEST (ALLOWED BY N.E. OFFENSE)

Season—

14 1977 (155 yards)
15 1982 (9 games-134 yds)
19 1976 (164 yds)
21 1974 (174 yds)
22 1994 (139 yds)
23 1993 (127 yds),
1988 (160 yds),
1962 (164 yds)

Game—

0 Accomplished many times,
Most recent:
at Buffalo, Oct. 3, 2004

PATRIOTS TEAM RECORDS

PUNTING

MOST PUNTS

Season—

103 1992
96 1968
92 1990, 1986, 1985, 1984
91 1988
90 2000, 1999

Game—

11 Five times, Most recent:
vs. Miami, Dec. 7, 2003
10 Eight times, Most recent:
at Phila., Sept. 14, 2003

FEWEST PUNTS

Season—

49 1982 (9 games)
56 2004
61 1973, 1978
63 1980
64 1961

Game—

0 3 times, Most recent:
vs. Hou., Nov. 12, 1978
1 11 times, Most recent:
at N.Y. Jets, Nov. 10, 1996

MOST YARDS

Season—

4,212 1992
3,953 1985
3,904 1984
3,831 1968
3,798 2000
3,752 1990

Game—

514 at Chicago, Sept. 15, 1985
479 at Dallas, Nov. 22, 1984
436 at Oakland, Nov. 1, 1981
at Oakland, Oct. 6, 1968

FEWEST YARDS

Season—

2,137 1978
2,140 1982 (9 games)
2,297 1973
2,350 2004
2,354 1977
2,392 1980 & 1989

Game—

0 3 times, Most recent:
vs. Hou., Nov. 12, 1978

HIGHEST AVG.

Season—

45.2 1997
44.6 1983
44.5 1998
43.7 1982
43.2 1996

Game (4 Punts Min.)—

55.6 at Indy, Sept. 7, 1997 (5)
54.3 at Detroit, Sept. 25, 1994
51.3 vs. S.D., Aug. 31, 1995 (4)
51.2 vs. Ind., Nov. 30, 1997 (5)
at Buff., Nov. 3, 1991 (5)

LOWEST AVG.

Season—

34.6 1977
35.0 1978

PUNT RETURNS

MOST

Season—

60 1980
52 1996
51 1993
48 1999, 1984, 1976
47 1978

Game—

10 at Pittsburgh, Dec. 5, 1993
7 vs. N.Y. Jets, Dec. 12, 1995
at Dallas, Nov. 22, 1984
vs. Houston, Nov. 5, 1967
6 Accomplished 14 times.
Most recent:
vs. Baltimore, Nov. 28, 2004

FEWEST RETURNS

Season—

16 1982
17 1972
23 1969
24 1966
25 1987

MOST YARDS

Season—

628 1976
588 1996
562 2000
533 1974
530 1985

Game—

167 vs. Buffalo, Nov. 7, 1976
139 at Buffalo, Nov. 20, 1977

FEWEST YARDS

Season—

37 1972
134 1990
138 1962
139 1982
143 1966

HIGHEST AVG.

Season—

13.3 2001
1974
13.1 1976
13.0 1961
12.6 1985
11.3 1996

LOWEST AVG.

Season—

2.2 1972
4.6 1990
5.3 1968, 1962
5.6 1965
5.8 **2004**, 1971

MOST TOUCHDOWNS

Season—

2 2001, 1985, 1976

Game—

1 at Carolina, Jan. 6, 2002
vs. Cleveland, Dec. 9, 2001
vs. Tampa Bay, Sept. 3, 2000
at N.Y. Giants, Dec. 21, 1996
vs. Atlanta, Nov. 2, 1986
vs. Ind., Nov. 10, 1985
at Buffalo, Sept. 22, 1985
vs. N.Y. Jets, Nov. 2, 1980
vs. Balt., Nov. 18, 1979
vs. Denver, Nov. 28, 1976
vs. Buffalo, Nov. 7, 1976

PATRIOTS TEAM RECORDS

KICKOFF RETURNS

MOST

Season—

- 77 1990
- 75 2002, 1995
- 73 1967
- 71 1968
- 69 1989

Game—

- 10 vs. Buffalo, Dec. 9, 1967
- 9 at Dallas, Oct. 24, 1971
- vs. N.Y. Jets, Sept. 22, 1968
- vs. Oakland, Oct. 16, 1964

FEWEST

Season—

- 28 1982 (9 games)
- 39 1977
- 46 1976
- 47 1993
- 48 1987
- 49 1961

Game—

- 0 vs. Cin., Dec. 12, 1993
- at Buffalo, Dec. 20, 1987
- vs. Seattle, Oct. 9, 1977
- at Denver, Sept. 14, 1969

MOST YARDS

Season—

- 1,771 2002
- 1,691 1995
- 1,520 1975
- 1,498 1999
- 1,462 1989
- 1,442 1968

Game—

- 245 at Dallas, Oct. 24, 1971
- 230 at Balt., Dec. 21, 1975
- 229 at Indianapolis, Nov. 30, 2003
- 220 vs. Tennessee, Oct. 5, 2003
- 220 vs. N.Y. Jets, Dec. 22, 2002
- 201 vs. K.C., Sept. 22, 2002

FEWEST YARDS

Season—

- 646 1982 (9 games)
- 819 1993
- 901 1987 (15 games)
- 1,051 1977
- 1,087 1976

Game—

- 0 vs. Cin., Dec. 12, 1993
- at Buffalo, Dec. 20, 1987
- vs. Seattle, Oct. 9, 1977
- at Denver, Sept. 14, 1969

HIGHEST AVG.

Season—

- 26.9 1977
- 25.2 1997
- 24.2 1999
- 24.1 1973
- 23.8 2003
- 23.7 1960

LOWEST AVG.

Season—

- 17.4 1993
- 17.8 1994
- 18.1 1990
- 18.3 1981
- 18.8 1987, 1979

MOST TOUCHDOWNS

Season—

- 3 1977
- 2 2002, 1961
- 1 **2004**, 2003, 1997, 1992,
- 1991, 1988, 1982, 1980,
- 1975, 1973, 1962

Game—

- 1 16 times, Most recent:
- at Cleveland, Dec. 5, 2004**

PENALTIES

MOST

Season—

- 114 1985
- 112 1977
- 111 2003, 1992
- 108 2002, 1998
- 102 1976

Game—

- 15 at Indianapolis, Dec. 15, 1999
- 14 at Denver, Nov. 3, 2003
- at N.Y. Jets, Dec. 23, 1990
- at Ind., Dec. 1, 1985
- at Cin., Oct. 15, 1978
- at Denver, Dec. 1, 1991
- 13 vs. K.C., Sept. 18, 1977

FEWEST

Season—

- 50 1973
- 52 1962
- 53 1982 (9 games) & 1964
- 58 1965
- 59 1967

Game—

- 1 12 times, Most recent:
- vs. Buffalo, Oct. 23, 1995

MOST YARDS

Season—

- 1,051 1992
- 998 2003
- 931 1977
- 914 1976
- 895 2002
- 864 1979

Game—

- 139 vs. Buffalo, Nov. 6, 1983
- 135 at Indianapolis, Sept. 19, 1999
- 134 at Cin., Dec. 20, 1992
- 126 vs. Green Bay, Oct. 13, 2002
- 125 vs. N.Y. Jets, Oct. 29, 1978
- at Cin., Oct. 15, 1978

FEWEST YARDS

Season—

- 412 1982 (9 games)
- 456 1962
- 467 1964
- 506 1987
- 509 1989

Game—

- 5 Seven times, Most recent
- vs. Buffalo, Oct. 23, 1995

PATRIOTS TEAM RECORDS

FUMBLES

MOST

Season—

- 51 1973
- 47 1983
- 43 1975
- 42 1992
- 37 1967, 1962

Game—

- 8 vs. Baltimore, Oct. 7, 1973
- 6 7 times, Most recent:
vs. Miami, Dec. 15, 1974

FEWEST

Season—

- 15 1969
- 16 1982 (9 games)
- 18 1970
- 19 1998, 1988, 1980
- 23 1964

Game—

- 0 Many times, Most recent:
at N.Y. Jets, Dec. 26, 2004

MOST TOTAL RECOVERED

Season—

- 43 1983, 1973
- 37 1985
- 36 1975

Game—

- 8 at Pitt., Sept. 26, 1976
- 7 at LA Rams, Dec. 11, 1983

FEWEST TOTAL RECOVERED

Season—

- 8 1982 (9 games)
- 12 2000
- 15 1999, 1988
- 18 1990

MOST OWN RECOVERED

Season—

- 25 1973
- 24 1983

Game—

- 5 at Wash., Oct. 25, 1981
vs. Baltimore, Oct. 7, 1973

FEWEST OWN RECOVERED

Season—

- 5 1970, 1969
- 8 1982 (9 games),
1971, 1968

MOST OPPONENTS' RECOVERED

Season—

- 27 1976
- 24 1985
- 21 1987, 1978

Game—

- 6 at L.A. Rams, Dec. 11, 1983
at Pitt., Sept. 26, 1976
- 5 at N.O., Nov. 30, 1986
vs. Denver, Nov. 6, 1966

FEWEST OPPONENTS' RECOVERED

Season—

- 8 1998, 1984
- 9 1993
1965
- 10 1977, 1962
- 11 2003, 1982 (9 games)

DEFENSIVE—NET YARDS ALLOWED

MOST NET YARDS ALLOWED

Season—

- 5,827 1981
- 5,764 1995
- 5,697 1990
- 5,644 1989
- 5,576 1983

Game—

- 584 vs. Cin., Dec. 7, 1986

- 552 vs. Miami, Oct. 21, 1984
- 540 vs. Houston, Oct. 13, 1961
- 525 at Miami, Sept. 4, 1994
- 514 at Phila., Nov. 4, 1990
- 501 vs. Miami, Dec. 3, 1972

FEWEST NET YARDS ALLOWED

Season—

- 2,812 1982 (9 games)

- 3,834 1963
- 4,022 1976
- 4,067 1974
- 4,072 1971

Game—

- 65 vs. Seattle, Dec. 4, 1988
- 86 vs. Balt., Oct. 23, 1977
- 88 vs. Miami, Oct. 12, 1980
- 94 vs. Ind., Nov. 6, 1992

SCORING ALLOWED

MOST POINTS ALLOWED

Season—

- 446 1972 & 1990
- 406 1968
- 391 1989
- 389 1967
- 377 1995

Game—

- 52 at Miami, Nov. 12, 1972
- 48 at Phila., Nov. 4, 1990
- 48 at N.Y. Jets, Oct. 27, 1968
vs. Oakland, Oct. 22, 1967
- 45 at N.Y. Jets, Sept. 26, 1993

Shutout Game—

- 52 at Miami, Nov. 12, 1972
- 34 at Dallas Texans, Dec. 11, 1960

FEWEST POINTS ALLOWED

Season (Points)—

- 157 1982 (9 games)
- 217 1977
- 236 1976
- 238 2003
- 257 1963
- 260 2004**
- 272 2001
- 283 1966

Season (Average)—

- 14.9 2003
- 15.5 1977
- 16.3 2004**
- 16.9 1976
- 17.0 2001
- 17.8 1999, 1988
- 17.9 1993, 1978
- 18.1 1991, 1985 & 1983

Game—

- 0 20 times, Most recent:
vs. Buffalo, Dec. 27, 2003
(31-0)

PATRIOTS TEAM RECORDS

RUSHING ALLOWED

MOST ATTEMPTS ALLOWED

Season—

644 1981
565 1990
560 1973
555 1975

Game—

58 vs. NY Jets, Oct. 14, 1973
54 vs. Clev., Oct. 4, 1987
vs. St. Louis, Dec. 2, 1984
vs. Wash., Sept. 23, 1984

FEWEST ATTEMPTS ALLOWED

Season—

310 1963
314 1982 (9 games)
350 1961
356 1964

Game—

10 at Oakland, Dec. 9, 1961
14 at Seattle, Dec. 19, 1982
15 vs. Hou., Dec. 18, 1965

MOST YARDS

Season—

2,950 1981
2,850 1973
2,717 1972
2,676 1990

Game—

360 vs. Buffalo, Sept. 16, 1973
349 vs. Buffalo, Dec. 14, 1975

FEWEST YARDS

Season—

1,041 1961
1,107 1963
1,135 1966
1,143 1964

Game—

2 at S.D., Dec. 17, 1961
19 vs. Houston, Nov. 1, 1963

MOST TOUCHDOWNS

Season—

29 1990
27 1972
22 1979, 1968
21 1960

Game—

6 at NY Jets, Oct. 27, 1968
5 at G.B. (Mil.), Oct. 9, 1988

FEWEST TOUCHDOWNS

Season—

5 1991
6 1999
7 2003, 2001, 1966
8 1998, 1977
9 **2004**, 1993, 1983,
1982 (nine games), 1961

PASSING ALLOWED

MOST ATTEMPTS ALLOWED

Season—

618 2003
616 1997
596 1996
570 1998
565 1991

Game—

63 vs. Minn., Oct. 20, 1991
61 vs. Minn., Dec. 16, 1979
60 vs. Miami, Nov. 23, 1997
59 vs. N.Y. Giants, Oct. 12, 2003
56 vs. N.Y. Jets, Oct. 2, 1966
vs. Denver, Sept. 21, 1962

FEWEST ATTEMPTS ALLOWED

Season—

240 1973
267 1982 (9 games)
325 1972
334 1970

Game—

7 at Buffalo, Dec. 9, 1973
vs. NY Jets, Oct. 14, 1973
9 vs. NY Jets, Oct. 15, 1973

MOST COMPLETIONS ALLOWED

Season—

368 1997
342 1995
336 1998
335 1991

Game—

38 vs. Miami, Nov. 23, 1997
36 at Indy, Oct. 20, 1996
35 vs. N.Y. Giants, Oct. 12, 2003
vs. Minn., Dec. 16, 1979
vs. Minn., Oct. 20, 1991

FEWEST COMPLETIONS ALLOWED

Season—

134 1973
142 1982 (9 games)
170 1971
174 1972

Game—

1 vs. NY Jets, Oct. 14, 1973
2 at Buffalo, Dec. 9, 1973

MOST NET YARDS ALLOWED

Season—

3,886 1995
3,852 1991
3,803 1996
3,772 1997

Game—

467 vs. Minn., Dec. 16, 1979
456 at Miami, Sept. 4, 1994

FEWEST NET YARDS ALLOWED

Season—

1,338 1973
1,519 1982 (9 games)
2,033 1977
2,154 1971

Game—

0 vs. NY Jets, Oct. 14, 1973
8 vs. NY Jets, Oct. 10, 1971

MOST TOUCHDOWNS ALLOWED

Season—

29 1995
28 1967, 1980
27 1961, 1989

Game—

5 vs. Oakland, Oct. 22, 1967
vs. K.C., Sept. 25, 1966

FEWEST TOUCHDOWNS ALLOWED

Season—

9 1982 (9 games)
11 2003, 1973
13 1988, 1979
14 1997, 1985

SACKS, MOST RECORDED (BY N.E. DEFENSE)

Season—

58 1977 (471 yards),
NFL leaders
57 1979 (512 yards),
NFL leaders
56 1963 (626 yards)
55 1984 (452 yards)

Game—

10 at Oakland, Sept. 22, 1963
(100 yds)
9 at Atlanta, Nov. 4, 2001 (47)
vs. Miami, Oct. 17, 1999 (53)
at Houston, Dec. 8, 1963 (100)
vs. NY Jets, Sept. 9, 1979 (86)
vs. Denver, Nov. 28, 1976 (59)

SACKS, FEWEST RECORDED (BY N.E. DEFENSE)

Season—

15 1972 (101 yards)
20 1982 (9 games-134 yds),
1981 (175 yards)
1992 (114 yards)

Game—

0 Many times, most recent:
vs. Cincinnati, Dec. 12, 2004

PATRIOTS TEAM RECORDS

FIRST DOWNS ALLOWED

MOST TOTAL ALLOWED

Season—

328 1981
326 2000, 1983
322 1997
315 2002
312 1991
311 1984

Game—

33 vs. Miami, Nov. 23, 1997
vs. Miami, Oct. 21, 1984
30 at Pitt., Sept. 25, 1983
vs. N.Y. Jets, Sept. 19, 1982
vs. Minn., Dec. 16, 1979

FEWEST TOTAL ALLOWED

Season—

185 1982 (9 games)
215 1977, 1973
219 1967
220 1962
222 1963

Game—

2 vs. Seattle, Dec. 4, 1988
5 at Chicago, Oct. 14, 1979
vs. Ind., Nov. 11, 1990

MOST RUSHING

Season—

160 1981
151 1990
144 1972
142 1969, 1973
129 2002, 1983

Game—

20 vs. N.Y. Jets, Sept. 19, 1982
19 vs. Buffalo, Dec. 14, 1975
vs. N.Y. Jets, Oct. 15, 1972

FEWEST RUSHING

Season—

59 1963
61 1967
63 1964
68 1966, 1962
72 1961

Game—

0 6 times, Most recent:
vs. Ind., Nov. 11, 1990

MOST PASSING

Season—

208 1998
199 1991
184 2000
183 1997
182 1984

Game—

21 vs. Miami, Nov. 23, 1997
20 at S.F., Oct. 22, 1989
19 vs. Cincinnati, Dec. 12, 2004
vs. St. Louis, Nov. 18, 2001
18 vs. N.Y. Giants, Oct. 12, 2003
vs. Buffalo, Nov. 7, 1993
at Denver, Nov. 4, 1984
vs. S.D., Oct. 16, 1983
vs. S.F., Oct. 2, 1983

FEWEST PASSING

Season—

67 1973
88 1982 (9 games)
105 1970
111 1971, 1977
115 1969

Game—

1 vs. N.Y. Jets, Oct. 14, 1973
2 Accomplished 9 times,
Most recent: vs. Seattle,
Dec. 4, 1988

MOST PENALTY

Season—

34 2000
33 2001
31 1992
30 2004
28 1968

Game—

7 at Oakland, Oct. 6, 1968
6 at N.Y. Jets, Oct. 27, 1968

FEWEST PENALTY

Season—

6 1973
10 1982 (9 games)
11 1993, 1974, 1980
13 1965
15 1988, 1986, 1978, 1964

Game—

0 Many times, Most recent:
vs. Cincinnati, Dec. 12, 2004

INTERCEPTIONS BY PATRIOTS

MOST

Season—

31 1964
29 2003, 1963
25 1962, 1960
24 1998, 1980, 1974
23 1996, 1985, 1976, 1968
22 2001, 1994

Game—

7 at N.Y. Jets, Nov. 21, 1976
6 vs. N.Y. Jets, Sept. 27, 1964
vs. Houston, Nov. 1, 1963

FEWEST

Season—

8 1970
10 2000, 1972
12 1991, 1982
13 1993, 1975, 1973
14 1992, 1990

MOST YARDS

Season—

645 1963
505 1976
427 1985, 1964

422 2001

366 1997

365 1962

Game—

204 vs. Houston, Nov. 1, 1963
160 vs. Miami, Nov. 23, 1997
145 at N.Y. Jets, Nov. 21, 1976

FEWEST YARDS

Season—

99 1991
105 1973
110 1999
118 1989
122 1993
143 1995

MOST TOUCHDOWNS

Season—

5 2003, 2001
4 1997
3 2002, 1998, 1992, 1976, 1963,
1962
2 1999, 1996, 1987, 1974,
1971, 1967, 1961

Game—

2 at Carolina, Jan. 6, 2002
vs. Indianapolis, Sept. 30, 2001
vs. Miami, Nov. 17, 1999
at Indianapolis, Nov. 15, 1992
at N.Y. Jets, Nov. 21, 1976
vs. Houston, Nov. 1, 1963

FEWEST TOUCHDOWNS

Season—

0 2000, 1995, 1993, 1991,
1990, 1988, 1984, 1981,
1977, 1973, 1972, 1970,
1966, 1965, 1960
1 **2004**, 1994, 1989, 1986,
1985, 1983, 1982, 1980,
1979, 1978, 1975, 1969,
1968, 1964

SUPER BOWL

AFC V.S.

***PLAYOFF
HISTORY***



PATRIOTS PLAYOFF RESULTS

ALL-TIME PLAYOFF RESULTS

The Patriots have played in 26 playoff games during their 45-year history, compiling an overall playoff record of 16-10. Including their victory in Super Bowl XXXIX, the Patriots have won nine consecutive playoff games, tying the NFL record. New England has played in 15 playoff contests over the past eight seasons.

ALL-TIME PLAYOFF RESULTS (16-10)

Date	Round	Opponent	W/L	Score
12/28/63	AFL Divisional	at Buffalo	W	26-8
01/05/64	AFL Championship	at San Diego	L	10-51
12/18/76	AFC Divisional	at Oakland	L	21-24
12/31/78	AFC Divisional	Houston	L	14-31
01/08/83	First Round Playoff	at Miami	L	31-28
12/28/85	AFC Wild Card	at N.Y. Jets	W	26-14
01/05/86	AFC Divisional	at L.A. Raiders	W	27-20
01/12/86	AFC Championship	at Miami	W	31-14
01/26/86	Super Bowl XX	Chicago	L	10-46
01/04/87	AFC Divisional	at Denver	L	17-22
01/01/95	AFC Wild Card	at Cleveland	L	13-20
01/05/97	AFC Divisional	Pittsburgh	W	28-3
01/12/97	AFC Championship	Jacksonville	W	20-6
01/26/97	Super Bowl XXXI	Green Bay	L	21-35
12/28/97	AFC Wild Card	Miami	W	17-3
01/03/98	AFC Divisional	at Pittsburgh	L	6-7
01/03/99	AFC Wild Card	at Jacksonville	L	10-25
01/19/02	AFC Divisional	Oakland	W	16-13
01/27/02	AFC Championship	at Pittsburgh	W	24-17
02/03/02	Super Bowl XXXVI	St. Louis	W	20-17
01/10/04	AFC Divisional	Tennessee	W	17-14
01/18/04	AFC Championship	Indianapolis	W	24-14
02/01/04	Super Bowl XXXVIII	Carolina	W	32-29
01/16/05	AFC Divisional	Indianapolis	W	20-3
01/23/05	AFC Championship	at Pittsburgh	W	41-27
02/06/05	Super Bowl XXXIX	Philadelphia	W	24-21

PATRIOTS PLAYOFF SEASONS (13)

Year	How Qualified	Record
1963	Div. Champions	1-1
1976	Wild Card	0-1
1978	Div. Champions	0-1
1982*	16-Team Format	0-1
1985	Wild Card	3-1
1986	Div. Champions	0-1
1994	Wild Card	0-1
1996	Div. Champions	2-1
1997	Div. Champions	1-1
1998	Wild Card	0-1
2001	Div. Champions	3-0
2003	Div. Champions	3-0
2004	Div. Champions	3-0

PLAYOFF RECORD BY ROUND

First Round*	0-1
Wild Card Round	2-2
Divisional Round	6-4
AFC Championship	5-0
AFL Championship	0-1
Super Bowl	3-2
Total	16-10

* 1982 Strike Season

NFL PLAYOFF RECORDS

(Minimum 10 Postseason Games, Since 1933)				
Team	W	L	Pct.	
Green Bay Packers	24	14	.632	
New England Patriots	16	10	.615	
San Francisco 49ers	25	17	.595	
Washington Redskins	22	15	.595	
Dallas Cowboys	32	22	.593	
Oakland Raiders	25	18	.581	
Pittsburgh Steelers	24	18	.571	

PATRIOTS PLAYOFF PARTICIPATION

NAME	POS	YR	GP	GS
Willie McGinest	LB	11	16	14
Tedy Bruschi	LB	9	15	10
Troy Brown	WR	12	15	5
Adam Vinatieri	K	9	15	0
Ted Johnson	LB	10	14	7
Larry Izzo	LB	13	13	0
Chad Brown	LB	8	11	9
Mike Vrabel	LB	8	11	9
Monty Beisel	LB	5	11	0
Rodney Harrison	S	11	10	6
Don Davis	LB	9	10	3
Tom Brady	QB	5	9	9
Matt Light	T	4	9	9
Patrick Pass	RB	5	9	1
Kevin Faulk	RB	6	9	0
Matt Chatham	LB	5	9	0
Tyrone Poole	CB	10	7	6
Chad Scott	CB	9	7	5
Richard Seymour	DL	4	7	5
Christian Fauria	TE	10	7	4
Josh Miller	P	9	7	0
Duane Starks	CB	8	6	6
Deion Branch	WR	3	6	6
Dan Koppen	CB	2	6	6
Eugene Wilson	DB	2	6	6
Daniel Givens	WR	3	6	4
Danil Graham	TE	3	6	3
Jarvis Green	DL	3	6	3
Asante Samuel	CB	2	6	3
Russ Hochstein	G	4	6	2
Ty Warren	DL	2	6	2
Lonie Paxton	LS	5	6	0

NAME	POS	YR	GP	GS
Bethel Johnson	WR	2	6	0
Brandon Gorin	T	3	5	3
Hank Poteat	CB	4	5	1
Chad Morton	RB	6	5	0
Tully Banta-Cain	LB	2	5	0
Rosevelt Colvin	LB	6	4	2
Tim Dwight	WR	8	4	0
Rodney Bailey	DL	8	4	0
Corey Dillon	RB	9	3	3
Stephen Neal	G	4	3	3
Tom Ashworth	T	4	3	3
Randall Gay	CB	2	3	3
Antuan Edwards	S	7	3	2
Jed Weaver	TE	6	3	1
Vince Wilfork	DL	2	3	1
Gene Mruczkowski	G/C	3	3	0
Dexter Reid	S	2	3	0
Doug Flutie	QB	12	2	2
David Terrell	WR	5	1	1
Wesley Mallard	LB	4	1	0
Dan Klecko	DL	3	1	0

VETERANS WHO HAVE NOT APPEARED IN A PLAYOFF GAME

NAME	POS	YR	NAME	POS	YR
Rohan Davey	QB	4	Cedric Cobbs	RB	2
Victor Leyva	OL	4	Eric Alexander	LB	2
Jake Schifino	WR	4	Jeff Roehl	OL	2
Cedric James	WR	3	P.K. Sam	WR	2
Ethan Kelley	DL	2	Guss Scott	S	2
Billy Yates	G	2	Benjamin Watson	TE	2
Marquise Hill	DL	2			

PLAYOFF TIE BREAKERS

The following procedures will be used to break standings ties for postseason playoffs. Note: Tie games count as one-half win and one-half loss for both clubs.

TO BREAK A TIE WITHIN A DIVISION

If, at the end of the regular season, two or more clubs in the same division finish with the best won-lost-tied percentage, the following steps will be taken until a champion is determined:

TWO CLUBS

1. Head-to-head (best won-lost-tied percentage in games between the clubs.)
2. Best won-lost-tied percentage in games played within the division.
3. Best won-lost-tied percentage in common games.
4. Best won-lost-tied percentage in games played within the conference.
5. Strength of victory.
6. Strength of schedule.
7. Best combined ranking among conference teams in points scored and points allowed.
8. Best combined ranking among all teams in points scored and points allowed.
9. Best net points in common games.
10. Best net points in all games.
11. Best net touchdowns in all games
12. Coin toss.

THREE OR MORE CLUBS

(Note: If two clubs remain tied after a third club is eliminated during any step, tie-breaker reverts to Step 1 of the two-club format.)

1. Head-to-head (best won-lost-tied percentage in games among the clubs.)
2. Best won-lost-tied percentage in games played within the division.
3. Best won-lost-tied percentage in common games.
4. Best won-lost-tied percentage in games played within the conference.
5. Strength of victory.
6. Strength of schedule.
7. Best combined ranking among conference teams in points scored and points allowed.
8. Best combined ranking among all teams in points scored and points allowed.
9. Best net points in common games.
10. Best net points in all games.
11. Best net touchdowns in all games.
12. Coin toss.

TO BREAK A TIE FOR THE WILD-CARD TEAM

If it is necessary to break ties to determine the two Wild Card clubs from each conference, the following steps will be taken:

- A. If all the tied clubs are from the same division, apply division tie-breaker.
- B. If the tied clubs are from different divisions, apply the following steps:

TWO CLUBS

1. Head-to-head, if applicable.
2. Best won-lost-tied percentage in the games played within the conference.
3. Best won-lost-tied percentage in common games, minimum of four.
4. Strength of victory.

5. Strength of schedule.
6. Best combined ranking among conference teams in points scored and points allowed.
7. Best combined ranking among all teams in points scored and points allowed.
8. Best net points in conference games.
9. Best net points in all games.
10. Best net touchdowns in all games.
11. Coin toss.

THREE OR MORE CLUBS

1. Apply division tie-breaker to eliminate all but highest ranked club in each division prior to proceeding to Step 2. The original seeding within a division upon application of the division tie-breaker remains the same for all subsequent applications of the procedure that are necessary to identify the Wild Card participants.
2. Head-to-head sweep (apply only if one club has defeated each of the others or one club has lost to each of the others.)
3. Best won-lost-tied percentage in games played within the conference.
4. Best won-lost-tied percentage in common games, minimum of four.
5. Strength of victory.
6. Strength of schedule.
7. Best combined ranking among conference teams in points scored and points allowed.
8. Best combined ranking among all teams in points scored and points allowed.
9. Best net points in conference games.
10. Best net points in all games.
11. Best net touchdowns in all games.
12. Coin toss.

When the first Wild Card team has been identified, the procedure is repeated to name the second Wild Card (i.e., eliminate all but the highest ranked club in each division prior to proceeding to Step 2.) In situations where three teams from the same division are involved in the procedure, the original seeding of the teams remains the same for subsequent applications of the tie-breaker if the top-ranked team in that division qualifies for a Wild Card berth.

OTHER TIE-BREAKING PROCEDURES

1. Only one club advances to the playoffs in any tie-breaking step. Remaining tied clubs revert to the first step of the applicable division or Wild Card tie-breakers. As an example, if two clubs remain tied in any tie-breaker step after all other clubs have been eliminated, the procedure reverts to Step 1 of the two-club format to determine the winner. When one club wins the tie-breaker, all other clubs revert to Step 1 of the applicable two-club or three-club format.
2. In comparing records against common opponents among tied teams, the best won-lost-tied percentage is the deciding factor since teams may have played an unequal number of games.
3. To determine home-field priority among division-titlists, apply Wild Card tie-breakers.
4. To determine home-field priority for Wild Card qualifiers, apply division tie-breakers (if teams are from the same division) or Wild Card tie-breakers (if teams are from different divisions).

LAST TIME IT HAPPENED - PLAYOFFS

bold = Record set in 2004 playoffs **bold** = player on current roster

TEAM

At Least 400 total yards:

By Patriots: 481, vs. Carolina, Feb. 1, 2004
(127R - 354P)

At Least 200 yards rushing:

By Patriots: **210, vs. Indianapolis, Jan. 16, 2005**
By Opponent: 214, at Miami, Jan. 8, 1983

At Least 300 yards rushing:

By Opponent: 318, at San Diego, Jan. 5, 1964, AFL Championship

At Least 300 Net Yards Passing:

By Patriots: 354, vs. Carolina, Feb. 1, 2004
By Opponent: **324, vs. Philadelphia, Feb. 6, 2005**

INDIVIDUAL OFFENSE

100-Yard Rushing Game:

By Patriots: **Corey Dillon, vs. Indianapolis, Jan. 16, 2005 (23-144)**
By Opponent: Fred Taylor, at Jacksonville, Jan. 3, 1999 (33-162-1)

200-Yard Rushing Game:

By Opponent: Keith Lincoln, at San Diego, Jan. 5, 1965 (13-206)

100-Yard Receiving Game:

By Patriots: **Deion Branch vs. Philadelphia, Feb. 6, 2005 (11-133)**
By Opponent: **Terrell Owens vs. Philadelphia, Feb. 6, 2005 (9-122)**

Two-100 Yard Receivers in One Game:

By Patriots: Larry Garron (4-120) and Gino Cappelletti (4-129) vs. Buffalo, Dec. 28, 1963

300-Yard Passing Game:

By Patriots: **Tom Brady vs. Carolina, Feb. 1, 2004 (354 yds)**
By Opponent: Jake Delhomme vs. Carolina, Feb. 1, 2004 (323 yds)

3 Touchdown Passing Game:

By Patriots: **Tom Brady vs. Carolina, Feb. 1, 2004**
By Opponent: Jake Delhomme vs. Carolina, Feb. 1, 2004

INDIVIDUAL DEFENSE

Fumble Return for a Touchdown:

By Patriots: Otis Smith, vs. Jacksonville, Jan. 12, 1997 (47 yards)

Interception Return for a Touchdown:

By Patriots: **Rodney Harrison at Pittsburgh, Jan. 23, 2005 (87 yds)**
By Opponent: Reggie Phillips, vs Chicago, Jan. 26,

Fumble Recovered in End Zone for a Touchdown:

By Patriots: Jim Bowman at Raiders, Jan. 5, 1986

Safety:

By Patriots: Fumble out of bounds in end zone, vs. Indianapolis, Jan. 18, 2004
By Opponent: Rulon Jones, at Denver, Jan. 4, 1987 (sacked Tony Eason)

At least THREE Sacks:

By Patriots: **Willie McGinest vs. Tennessee, Jan. 10, 2004**
Garin Veris, vs. N.Y. Jets, Dec. 28, 1985

At least TWO Interceptions:

By Patriots: Ty Law, vs. Indianapolis, Jan. 18, 2004 (3)
Rodney Harrison vs. Philadelphia, Feb. 6, 2005 (2)
Eugene Wilson at Pittsburgh, Jan. 23, 2005 (2)
Ronnie Lippett, at L.A. Raiders, Jan. 5, 1986 (2)

INDIVIDUAL SPECIAL TEAMS

Punt Return for a Touchdown

By Patriots: **Troy Brown at Pittsburgh, Jan. 27, 2002 (55 yards)**

Blocked Punt:

By Opponent: Greg Townsend at L.A. Raiders, Jan. 5, 1986 (Rich Camarillo att.)

Missed Extra Point:

By Opponent: George Blair (dropped snap), vs. S.D., Jan. 5, 1964.

Fake Punt:

By Patriots: Pat O'Neill 21-yard pass to Corwin Brown, Jan. 1, 1995

Blocked Field Goal Attempt:

By Patriots: **Richard Seymour vs. Tennessee, Jan. 10, 2004. (G. Anderson att.)**
By Opponent: Shane Burton vs. Carolina, Feb. 1, 2004 (A. Vinatieri att.)

At Least FOUR Field Goals in a Game:

By Patriots: **Adam Vinatieri vs. Indianapolis, Jan. 18, 2004 (5 FG)**
By Opponent: Mike Hollis, at Jacksonville, Jan. 3, 1999

INDIVIDUAL PLAYOFF RECORDS

The following records reflect on only the postseason performances by the Patriots. The Patriots have played in a total of 26 playoff games during their 45-year history.

bold = player on the current roster; **bold** = accomplished during 2004 playoffs

PLAYOFF SCORING

MOST POINTS

Career—

- 106 Adam Vinatieri (24 FGs, 34 PAT kicks)**
- 39 Tony Franklin (9 FGs, 12 PAT kicks)
- 36 David Givens (5 receiving touchdowns)**
- 30 Curtis Martin (5 rushing touchdowns)
- 24 Antowain Smith (4 rushing touchdowns)
- 18 Deion Branch (2 receiving TDs, 1 rushing TD)**
- 18 Gino Cappelletti (5 FGs, 3 PAT kicks)
- 18 Stanley Morgan (3 receiving touchdowns)

Game—

- 18 Curtis Martin vs. Pittsburgh, Jan. 5, 1997 (3R TDs)
- 16 Adam Vinatieri vs. Indianapolis, Jan. 18, 2004 (5 FGs, 1 PAT kick)**
- 14 Gino Cappelletti at Buffalo, Dec. 28, 1963 (4 FGs, 2 PAT kicks)
- 14 Tony Franklin at N.Y. Jets, Dec. 28, 1985 (4 FGs, 2 PAT kicks)
- 12 Stanley Morgan at Denver, Jan. 4, 1987 (2 rec TDs)
- 12 Larry Garron at Buffalo, Dec. 28, 1963 (2 rec TDs)

MOST FGs MADE

Career—

- 24 Adam Vinatieri (15 games)**
- 9 Tony Franklin (5 games)
- 5 Gino Cappelletti (2 games)
- 2 Matt Bahr (1 game)
- John Smith (2 games)

Game—

- 5 Adam Vinatieri vs. Indianapolis, Jan. 18, 2004 (31, 25, 27, 21, 34)**
- 4 Tony Franklin at N.Y. Jets, Dec. 28, 1985 (33, 41, 20, 26)
- Gino Cappelletti at Buffalo, Dec. 28, 1963 (28, 12, 33, 36)
- 3 Adam Vinatieri vs. Oakland, Jan. 19, 2002 (23, 45, 23)**

MOST FGs ATTEMPTED

Career—

- 31 Adam Vinatieri (15 games)**
- 11 Tony Franklin (5 games)
- 6 Gino Cappelletti (2 games)
- 3 John Smith (2 games)
- 2 Matt Bahr (1 game)

Game—

- 5 Adam Vinatieri, vs. Indianapolis, Jan. 18, 2004 (31, 25, 27, 21, 34)**
- Tony Franklin at N.Y. Jets, Dec. 28, 1985 (33, 41, 20, 41w, 26)
- Gino Cappelletti, at Buffalo, Dec. 28, 1963 (28, 12, 33, 36, 45s)

LONGEST FG

- 48 Adam Vinatieri at Pittsburgh, Jan. 23, 2005**
- Adam Vinatieri vs. St. Louis Feb. 3, 2002**
- 46 Adam Vinatieri vs. Tennessee, Jan. 10, 2004**
- Adam Vinatieri at Pittsburgh, Jan. 3, 1998**
- 45 Adam Vinatieri vs. Oakland, Jan. 19, 2002**
- Tony Franklin at L.A. Raiders, Jan. 5, 1986
- 44 Adam Vinatieri at Pittsburgh, Jan. 27, 2002**

PLAYOFF RUSHING

MOST ATTEMPTS

Career—

- 117 Antowain Smith (6 games)
- 82 Craig James (5 games)
- 65 Corey Dillon (3 games)**
- 49 Curtis Martin (3 games)
- 47 Tony Collins (6 games)
- 39 Kevin Faulk (9 games)**
- 30 Sam Cunningham (2 games)
- 29 Derrick Cullors (3 games)

Game—

- 26 Antowain Smith vs. Carolina, Feb. 1, 2004
- 24 Corey Dillon at Pittsburgh, Jan. 23, 2005**
- 23 Corey Dillon vs. Indianapolis, Jan. 16, 2005**
- Craig James, at L.A. Raiders, Jan. 5, 1986
- 22 Antowain Smith vs. Indianapolis, Jan. 18, 2004
- Derrick Cullors, vs. Miami, Dec. 27, 1997
- Craig James, at Miami, Jan. 12, 1986
- Craig James, at N.Y. Jets, Dec. 28, 1985

MOST YARDAGE

Career—

- 456 Antowain Smith (6 games)
- 292 Corey Dillon (3 games)**
- 290 Craig James (5 games)
- 267 Curtis Martin (3 games)
- 200 Tony Collins (6 games)
- 200 Kevin Faulk (9 games)**

Game—

- 166 Curtis Martin, vs. Pittsburgh, Jan. 5, 1997
- 144 Corey Dillon vs. Indianapolis, Jan. 16, 2005**
- 105 Craig James, at Miami, Jan. 12, 1986
- 104 Craig James, at L.A. Raiders, Jan. 5, 1986
- 100 Antowain Smith vs. Indianapolis, Jan. 18, 2004

LONGEST RUN FROM SCRIMMAGE

- 78t Curtis Martin, vs. Pittsburgh, Jan. 5, 1997
- 45 Robert Weathers at Miami, Jan. 12, 1986
- 42 Corey Dillon vs. Indianapolis, Jan. 16, 2005**
- 35 Antowain Smith vs. Indianapolis, Jan. 18, 2004
- 27 Corey Dillon vs. Indianapolis, Jan. 16, 2005**
- 25t Corey Dillon at Pittsburgh, Jan. 23, 2005**
- 25 Corey Dillon vs. Philadelphia, Feb. 6, 2005**

TDs RUSHING

Career—

- 5 Curtis Martin (3 games)
- 2 Tom Brady (7 games)**
- Corey Dillon (3 games)**
- Antowain Smith (6 games)
- 1 Deion Branch (5 games)**
- Robert Edwards (1 game)
- Craig James (4 games)
- Mosi Tatupu (7 games)
- Andy Johnson (2 games)
- Jess Phillips (1 game)
- Larry Garron (2 games)

LONGEST TD (RUSHING)

- 78 Curtis Martin vs. Pittsburgh, Jan. 5, 1997
- 25 Corey Dillon at Pittsburgh, Jan. 23, 2005**
- 23 Curtis Martin vs. Pittsburgh, Jan. 5, 1997
- 23 Deion Branch at Pittsburgh, Jan. 23, 2005**

INDIVIDUAL PLAYOFF RECORDS

PLAYOFF PASSING

YARDS PASSING

Career—

- 1,951 Tom Brady (9 games)
- 1,335 Drew Bledsoe (7 games)
- 633 Babe Parilli (2 games)
- 571 Steve Grogan (4 games)
- 561 Tony Eason (5 games)

Game—

- 354 Tom Brady vs. Carolina, Feb. 1, 2004
- 312 Tom Brady vs. Oakland, Jan. 19, 2002
- 300 Babe Parilli at Buffalo Dec. 28, 1963
- 264 Drew Bledsoe at Pittsburgh, Jan. 3, 1998
- 253 Drew Bledsoe vs. Green Bay, Jan. 26, 1997
- 237 Tom Brady vs. Indianapolis, Jan. 18, 2004

PASSING ATTEMPTS

Career—

- 304 Tom Brady (9 games)
- 231 Drew Bledsoe (7 games)
- 95 Steve Grogan (4 games)
- 72 Tony Eason (5 games)

Game—

- 52 Tom Brady vs. Oakland, Jan. 19, 2002
- 50 Drew Bledsoe at Cleveland, Jan. 1, 1995
- 48 Tom Brady vs. Carolina, Feb. 1, 2004
- 48 Drew Bledsoe vs. Green Bay, Jan. 26, 1997

PASS COMPLETIONS

Career—

- 190 Tom Brady (9 games)
- 119 Drew Bledsoe (7 games)
- 48 Steve Grogan (4 games)
- 42 Tony Eason (5 games)

Game—

- 32 Tom Brady vs. Carolina, Feb. 1, 2004
- 30 Tom Brady vs. Oakland, Jan. 19, 2002
- 23 Tom Brady vs. Philadelphia, Feb. 6, 2005
- Drew Bledsoe, at Pittsburgh, Jan. 3, 1998
- 22 Tom Brady vs. Indianapolis, Jan. 18, 2004
- 21 Scott Zolak, at Jacksonville, Jan. 3, 1999
- Drew Bledsoe at Cleveland, Jan. 1, 1995
- Tom Brady vs. Tennessee, Jan. 10, 2004

COMPLETION PERCENTAGE

Career—

- 62.5 Tom Brady (9 games)
- 58.3 Tony Eason (5 games)
- 55.0 Tom Owen (1 game)
- 51.5 Drew Bledsoe (7 games)

Game—

- 83.0 Tony Eason at Miami, Jan. 12, 1986 (12-10)
- 75.0 Tony Eason at NYJ, Dec. 28, 1986 (16-12)
- 69.7 Tom Brady vs. Philadelphia, Feb. 6, 2005 (33-23)
- 66.7 Tom Brady at Pittsburgh, Jan. 23, 2005 (21-14)
- 66.7 Tom Brady vs. Indianapolis, Jan. 16, 2005 (27-18)
- Tom Brady vs. Carolina, Feb. 1, 2004 (48-32)
- 61.5 Tom Brady vs. Oakland, Jan. 19, 2002 (52-32)

TDs PASSING

Career—

- 11 Tom Brady (9 games)
- 7 Tony Eason (5 games)
- 5 Drew Bledsoe (7 games)
- 3 Steve Grogan (4 games)

Game—

- 3 Tom Brady vs. Carolina, Feb. 1, 2004
- Tony Eason at Miami, Jan. 12, 1986
- 2 Tom Brady vs. Philadelphia, Feb. 6, 2005
- Tom Brady at Pittsburgh, Jan. 23, 2005
- Drew Bledsoe vs. Green Bay, Jan. 26, 1997
- Tony Eason at Denver, Jan. 4, 1987
- Babe Parilli at Buffalo, Dec. 28, 1963

INTERCEPTIONS

Career—

- 12 Drew Bledsoe (7 games)
- 7 Steve Grogan (4 games)
- 3 Tom Brady (9 games)
- 2 Babe Parilli (2 games)
- 1 Tom Owen (1 game)
- Tom Yewcic (2 games)
- 0 Tony Eason (5 games)

Game—

- 4 Drew Bledsoe, vs. Green Bay, Jan. 26, 1997
- 3 Drew Bledsoe, at Cleveland, Jan. 1, 1995

PLAYOFF RECEIVING

MOST RECEPTIONS

Career—

- 47 Troy Brown (15 games)
- 31 Deion Branch (6 games)
- 29 David Givens (6 games)
- 24 Shawn Jefferson (6 games)
- 22 Ben Coates (7 games)

Game—

- 11 Deion Branch vs. Philadelphia, Feb. 6, 2004
- 10 Deion Branch vs. Carolina, Feb. 1, 2004
- Jermaine Wiggins vs. Oakland, Jan. 19, 2002
- 9 Shawn Jefferson at Pittsburgh, Jan. 3, 1998
- 8 Troy Brown vs. Carolina, Feb. 1, 2004
- David Givens vs. Indianapolis, Jan. 18, 2004
- Troy Brown at Pittsburgh, Jan. 27, 2002
- David Patten vs. Oakland, Jan. 19, 2002
- Russ Francis vs. Houston, Dec. 31, 1978

YARDS RECEIVING

Career—

- 553 Troy Brown (15 games)
- 440 Deion Branch (6 games)
- 321 Stanley Morgan (6 games)
- 317 Terry Glenn (5 games)
- 284 Shawn Jefferson (6 games)

Game—

- 143 Deion Branch vs. Carolina, Feb. 1, 2004 (10 Rec)
- 133 Deion Branch vs. Philadelphia, Feb. 6, 2005 (11)
- 121 Troy Brown at Pittsburgh, Jan. 27, 2002 (8)
- 120 Larry Garron at Buffalo, Dec. 28, 1963 (4)
- 116 Deion Branch at Pittsburgh, Jan. 23, 2005 (4)
- 109 Gino Cappelletti at Buffalo, Dec. 28, 1963 (4)

TD RECEPTIONS

Career—

- 5 David Givens (6 games)
- 3 Stanley Morgan (6 games)
- 2 Deion Branch (6 games)
- David Patten (6 games)
- Mike Vrabel (9 games)
- Keith Byars (5 games)
- Russ Francis (2 games)
- Larry Garron (2 games)

Game—

- 2 Larry Garron at Buffalo, Dec. 28, 1963
- Stanley Morgan at Denver, Jan. 4, 1987

LONGEST RECEPTION

- 60t Deion Branch from Tom Brady, at Pittsburgh, 1-23-05
- 59t Larry Garron from Babe Parilli, at Buffalo, 12-28-63
- 53 Terry Glenn from Drew Bledsoe, vs. Pittsburgh, 1-5-97
- 52 Deion Branch from Tom Brady, vs. Carolina, 2-1-04

INDIVIDUAL PLAYOFF RECORDS

PLAYOFF INTERCEPTIONS

MOST

Career—

- 6 **Rodney Harrison (6 games)**
- 4 Ty Law (12 games)
- 3 Fred Marion (6 games)
- 2 **Tedy Bruschi (15 games)**
- Eugene Wilson (6 games)**
- Lawyer Milloy (9 games)
- Willie Clay (6 games)
- Ron Lippett (4 games)
- Ross O'Hanley (2 games)
- Bob Dee (2 games)

Game—

- 3 Ty Law, vs. Indianapolis, Jan. 18, 2004
- 2 **Eugene Wilson, at Pittsburgh, Jan. 23, 2005**
- 2 Ron Lippett, at L.A. Raiders, Jan. 5, 1986
- 2 Ross O'Hanley, at Buffalo, Dec. 28, 1963
- 2 Bob Dee, at Buffalo, Dec. 28, 1963

RETURN YARDAGE

Career—

- 111 **Rodney Harrison**
- 73 Ty Law
- 69 Fred Marion
- 40 Todd Collins

Game—

- 87 **Rodney Harrison, at Pittsburgh, Jan. 23, 2005 (1 int.)**
- 47 Ty Law, vs. St. Louis, Feb. 3, 2002 (1)
- 40 Todd Collins vs. Miami, Dec. 28, 1997 (1)
- 30 Otis Smith, vs. St. Louis, Feb. 3, 2002 (1)

LONGEST INTERCEPTION RETURN

- 87 **Rodney Harrison, at Pittsburgh, Jan. 23, 2005 (TD)**
- 47 Ty Law, vs. St. Louis, Feb. 3, 2002 (TD)
- 40 Todd Collins vs. Miami, Dec. 28, 1997 (TD)

PLAYOFF PUNTS

MOST PUNTS

Career—

- 36 Tom Tupa (5 games)
- 35 Rich Camarillo (6 games)
- 34 Ken Walter (6 games)

Game—

- 9 Rich Camarillo at Denver, Jan. 4, 1987 (50.2 avg.)
- 8 Ken Walter vs. St. Louis, Feb. 3, 2002 (43.1)
- Ken Walter vs. Oakland, Jan. 19, 2002 (35.0)
- Tom Tupa, at Jacksonville, Jan. 3, 1999 (47.3)
- Tom Tupa, vs. Green Bay, Jan. 26, 1997 (45.1)
- 7 Accomplished Seven Times, Most Recent
- Josh Miller vs. Philadelphia, Feb. 6, 2005 (45.1)**

BEST PUNT AVG.

- 50.2 Rich Camarillo at Den., Jan. 4, 1987 (9 kicks)
- 47.3 Tom Tupa at Jacksonville, Jan. 3, 1999 (8)
- 46.9 Tom Yewcic at S.D., Jan. 5, 1964 (7)
- 45.1 **Josh Miller vs. Philadelphia, Feb. 6, 2005 (7)**
- Tom Tupa vs. Green Bay, Jan. 26, 1997 (8)
- 45.0 Rich Camarillo, at LA Raiders, Jan. 5, 1986 (5)

LONGEST PUNT

- 68 Tom Yewcic at S.D., Jan. 5, 1964
- 62 Rich Camarillo vs. Chi., Jan. 26, 1986
- 60 Rich Camarillo, at Denver, Jan. 4, 1987

PLAYOFF PUNT RETURNS

MOST

Career—

- 29 **Troy Brown (15 games)**
- 18 David Meggett (5 games)
- 8 Irving Fryar (5 games)

Game—

- 7 David Meggett vs. Pittsburgh, Jan. 5, 1997
- 5 **Troy Brown vs. Oakland, Jan. 19, 2002**
- 4 **Troy Brown vs. Carolina, Feb. 1, 2004**
- Troy Brown, at Jacksonville, Jan. 3, 1999**
- David Meggett vs. Green Bay, Jan. 26, 1997
- Irving Fryar, at NY Jets, Dec. 28, 1985

YARDS

Career—

- 276 **Troy Brown (15 games)**
- 174 David Meggett (5 games)
- 47 Irving Fryar (5 games)

Game—

- 80 **Troy Brown at Pittsburgh, Jan. 27, 2002**
- 72 David Meggett, vs. Pittsburgh, Jan. 5, 1997
- 49 **Troy Brown vs. Oakland, Jan. 19, 2002**
- 40 **Troy Brown vs. Carolina, Feb. 1, 2004**

LONGEST PUNT RETURN

- 551 **Troy Brown at Pittsburgh, Jan. 27, 2002**
- 28 **Troy Brown vs. Carolina, Feb. 1, 2004**
- Art Graham, at Buffalo, 12-28-63
- 27 **Troy Brown vs. Oakland, Jan. 19, 2002**

PLAYOFF KICKOFF RETURNS

MOST

Career—

- 15 **Patrick Pass (9 games)**
- Stephen Starring (5 games)
- 11 **Bethel Johnson (6 games)**
- 8 David Meggett (5 games)
- 7 Derrick Cullors (3 games)

Game—

- 7 Stephen Starring, vs. Chicago, Jan. 26, 1986
- 6 Derrick Cullors, at Jacksonville, Jan. 3, 1999
- 5 **Patrick Pass, vs. Oakland, Jan. 19, 2002**
- David Meggett, vs. Green Bay, Jan. 26, 1997
- 4 Accomplished four times, last
- Bethel Johnson at Pittsburgh, Jan. 23, 2005**

YARDS

Career—

- 336 **Patrick Pass (9 games)**
- 315 Stephen Starring (5 games)
- 228 **Bethel Johnson (6 games)**
- 169 David Meggett (5 games)

Game—

- 153 Stephen Starring, vs. Chicago, Jan. 26, 1986
- 117 David Meggett, vs. Green Bay, Jan. 26, 1997
- 95 **Patrick Pass vs. Oakland, Jan. 19, 2002**
- 90 **Bethel Johnson at Pittsburgh, Jan. 23, 2005**

LONGEST KICKOFF RETURN

- 47 Raymond Clayborn vs. Hou., 12-31-78
- 37 Stephen Starring at Mia., 1-12-86
- 36 Stephen Starring, vs. Chicago, Jan. 26, 1986

TEAM PLAYOFF RECORDS

MOST POINTS SCORED

- 41 at Pitt., Jan. 23, 2005 (41-27 w)**
 32 vs. Carolina, Feb. 1, 2004 (32-29 w)
 31 at Miami, Jan. 12, 1986 (31-14 w)
 28 vs. Pittsburgh, Jan. 5, 1997 (28-3 w)
 27 at L.A. Raid., Jan. 5, 1986 (27-20 w)
 26 at N.Y. Jets, Dec. 28, 1985 (26-14 w)
 at Buffalo, Dec. 28, 1963 (26-8 w)

FEWEST POINTS ALLOWED

- 3 vs. Indianapolis, Jan. 16, 2005 (20-3 w)**
 vs. Miami, Dec. 28, 1997 (17-3 w)
 vs. Pittsburgh, Jan. 5, 1997 (28-3 w)
 6 vs. Jacksonville, Jan. 12, 1997 (20-6 w)
 7 at Pittsburgh, Jan. 3, 1997 (7-6 L)
 8 at Buffalo, Dec. 28, 1963 (26-8 w)

FIRST DOWNS

- Total—**
 29 vs. Carolina, Feb. 1, 2004
 23 at Oakland Dec. 18, 1976
 22 vs. Oakland Jan. 19, 2002
21 vs. Philadelphia, Feb. 6, 2005
 at Miami, Jan. 12, 1986

- Rushing—**
 15 at Miami, Jan. 12, 1986
11 vs. Indianapolis, Jan. 16, 2005
 10 at Oakland Dec. 18, 1976
 9 vs. Pittsburgh, Jan. 5, 1997
 at L.A. Raiders, Jan. 5, 1986

- Passing—**
 19 vs. Carolina, Feb. 1, 2004
 17 vs. Oakland Jan. 19, 2002
 15 vs. Indianapolis, Jan. 16, 2004
14 vs. Philadelphia, Feb. 6, 2005
 at Pittsburgh, Jan. 3, 1997
 at Cleveland, Jan. 1, 1995
 12 vs. Green Bay, Jan. 26, 1996

- Penalty—**
 7 at Oakland, Dec. 18, 1976
 3 vs. Carolina, Feb. 1, 2004

3rd Down Efficiency—

- .533 vs. Indianapolis, Jan. 16, 2005 (8/15)**
 .500 at L.A. Raiders, Jan. 5, 1986 (8/16)
 at Oakland, Dec. 18, 1976 (7/14)
 .470 vs. Carolina, Feb. 1, 2004 (8/17)
 .438 vs. Tennessee, Jan. 10, 2004 (7/16)
 at Miami, Jan. 12, 1986 (7/16)

TOTAL NET YARDS

- Most—**
 481 vs. Carolina, Feb. 1, 2004
 (127 Rush, 354 Pass, 83 Plays)
 375 at Buffalo, Dec. 28, 1963
 (83 R, 292 Pa, 70 Pl)
 365 vs. Oakland, Jan. 19, 2002
 (68R, 297 Pa, 84 Pl)
 349 vs. Indianapolis, Jan. 18, 2004
 (112 R, 237 Pa, 69 Pl)

NO. OF PLAYS

- 84 vs. Oak., Jan. 19, 2002 (30 Ru, 54 Pa)
 83 vs. Carolina, Feb. 1, 2004 (35R, 48 P)
 73 at Oak., Dec. 18, 1976 (49R, 24 P)
 71 at Miami, Jan. 12, 1986 (59 R, 12 P)
 70 at Buffalo, Dec. 28, 1963 (36 R, 34 P)
69 vs. Indianapolis, Jan. 16, 2005 (39 R, 30 P)
 vs. Indianapolis, Jan. 18, 2004 (32 R, 37 P)

RUSHING

- Attempts—**
 59 at Miami, Jan. 12, 1986
 49 at Oakland, Dec. 18, 1976
 at L.A. Raiders, Jan. 5, 1986
39 vs. Indianapolis, Jan. 16, 2005
 at N.Y. Jets, Dec. 28, 1985

Yards Rushing—

- 255 at Miami, Jan. 12, 1986
210 vs. Indianapolis, Jan. 16, 2005
 194 vs. Pittsburgh, Jan. 5, 1997
 164 at Oakland, Dec. 18, 1976
 156 at L.A. Raiders, Jan. 5, 1986

Rushing TDs—

- 3 vs. Pittsburgh, Jan. 5, 1997
2 at Pittsburgh, Jan. 23, 2005
 1 Many times, Most Recent:
vs. Philadelphia, Feb. 6, 2005

PASSING

- Attempts—**
 52 vs. Oakland Jan. 19, 2002
 51 at Cleveland, Jan. 1, 1995
 48 vs. Carolina, Feb. 1, 2004
 vs. Green Bay, Jan. 26, 1996
 44 at Jacksonville, Jan. 3, 1999
 at Pittsburgh, Jan. 3, 1997
 41 vs. Tennessee, Jan. 10, 2004
 39 at Pittsburgh Jan. 27, 2002

Completions—

- 35 vs. Carolina, Feb. 1, 2004
 32 vs. Oakland Jan. 19, 2002
 25 vs. Green Bay, Jan. 26, 1996
23 vs. Philadelphia, Feb. 6, 2005
 at Pittsburgh, Jan. 3, 1997

Yards Passing—

- 354 vs. Carolina, Feb. 1, 2004
 297 vs. Oakland, Jan. 19, 2002
 292 at Buffalo, Dec. 28, 1983
 246 at Cleveland, Jan. 1, 1995
 244 at Pittsburgh, Jan. 3, 1997
 237 vs. Indianapolis, Jan. 18, 2004

TDs Passing—

- 3 vs. Carolina, Feb. 1, 2004
 at Miami, Jan. 12, 1986
2 vs. Philadelphia, Feb. 6, 2005
at Pittsburgh, Jan. 23, 2005
 vs. Green Bay, Jan. 26, 1997
 at Denver, Jan. 4, 1987
 vs. Houston, Dec. 31, 1978
 at Buffalo, Dec. 28, 1963

Interceptions (Most)—

- 4 vs. Green Bay, Jan. 26, 1997
 3 at Cleveland, Jan. 1, 1995
 3 vs. Houston, Dec. 31, 1978

Interceptions (Fewest)—

- 0 Accomplished 11 times,
 Most Recent:
vs. Philadelphia, Feb. 6, 2005

Sacks Against—

- 0 vs. Carolina, Feb. 1, 2004
 vs. Indianapolis, Jan. 18, 2004
 vs. Tennessee, Jan. 10, 2004
 at Miami, Jan. 12, 1986
 at L.A. Raiders, Jan. 5, 1986
 1 at Cleveland, Jan. 1, 1996 (10 yds)

PUNTING

- Most Punts For—**
 9 at Denver, Jan. 4, 1987 (50.2 avg.)
 8 vs. St. Louis Feb. 3, 2002 (43.1)
 vs. Oakland Jan. 19, 2002 (35.0)
 at Jacksonville, Jan. 3, 1999 (47.3)
 vs. Green Bay, Jan. 26, 1997 (45.1)
 7 Accomplished seven times, last
vs. Philadelphia, Feb. 6, 2005 (45.1)

Fewest Punts For—

- 2 vs. Indianapolis, Jan. 18, 2004
 3 at Oak., Dec. 18, 1976 (44.0 avg.)
4 at Pittsburgh, Jan. 23, 2005 (40.3)
 at Clev., Jan. 1, 1995 (42.3.)
 vs. Hou., Dec. 31, 1978 (43.3)

PENALTIES

- Most vs.—**
 12 at Pittsburgh Jan. 27, 2002
 10 at Oakland, Dec. 18, 1976 (83 yds)
 8 vs. Carolina, Feb. 1, 2004 (60)
 vs. Hou., Dec. 31, 1978 (92)
7 vs. Philadelphia, Feb. 6, 2005 (47)
 at Pittsburgh, Jan. 3, 1997 (68)
 at Buffalo, Dec. 28, 1963 (65)

Fewest vs.—

- 1 at Pittsburgh, Jan. 23, 2005**
 vs. Oakland Jan. 19, 2002
 at N.Y. Jets, Dec. 28, 1985 (10 yds)
 at San Diego, Jan. 5, 1964 (18)
 2 vs. Tennessee, Jan. 10, 2004
 vs. Green Bay, Jan. 26, 1997 (22)
 vs. Jacksonville, Jan. 12, 1997 (5)
 vs. Pittsburgh, Jan. 5, 1997 (21)

Most Yards For—

- 92 vs. Hou., Dec. 31, 1978 (8 pen.)
 87 at Pittsburgh Jan. 27, 2002 (12)
 83 at Oakland, Dec. 18, 1976 (10)
 65 at Buffalo, Dec. 28, 1963 (7)

Fewest Yards For—

- 5 vs. Jacksonville, Jan. 12, 1997 (2 pen.)
 10 at N.Y. Jets, Dec. 28, 1985 (1)
 14 vs. Tennessee, Jan. 10, 2004
 15 vs. Oakland, Jan. 19, 2002
 at Miami, Jan. 12, 1986 (2)

Sacks By—

- 5 vs. Green Bay, Jan. 26, 1997 (38 yds)
 at N.Y. Jets, Dec. 28, 1985 (51)
4 vs. Philadelphia, Feb. 6, 2005 (33)
 vs. Carolina, Feb. 1, 2004 (28)
 vs. Indianapolis, Jan. 18, 2004 (29)
 vs. Tennessee, Jan. 10, 2004 (20)
 vs. Miami, Dec. 28, 1997 (21)
 vs. Houston, Dec. 31, 1978 (26)
 at Oakland, Dec. 18, 1976 (32)

DEFENSE—YARDS ALLOWED

- Fewest—**
 162 vs. Miami, Dec. 28, 1997
 213 vs. Pittsburgh, Jan. 5, 1997
 230 vs. Oakland, Jan. 19, 2002
 240 at N.Y. Jets, Dec. 28, 1985

Most—

- 610 at San Diego, Jan. 5, 1963
 448 vs. Miami, Jan. 8, 1983
 441 at Denver, Jan. 4, 1987

PLAYOFF GAME-BY-GAMES

1963 AFL DIVISIONAL PLAYOFF • PATRIOTS 26, BUFFALO 8 • War Memorial Stadium

December 28, 1963 • Weather: Fair • Cold • Attendance - 33,044

	1	2	3	4	OT	F
Boston Patriots	10	6	0	10	--	26
Buffalo Bills	0	0	8	0	--	8

TEAM	Q	PLAY	SCORE	
			Visitor	Home
Boston	1	G.Cappelletti 28 yd field goal	3	0
Boston	1	L.Garron 59 yd pass fm Parilli (Cappelletti kick)	10	0
Boston	2	G.Cappelletti 12 yd field goal	13	0
Boston	2	G.Cappelletti 33 yd field goal	16	0
Buffalo	3	E.Dubenion 93 yd pass from Lamonica (Tracey-Lamonica pass)	16	8
Boston	4	L.Garron 17 yd pass fm Parilli (Cappelletti kick)	23	8
Boston	4	G.Cappelletti 36 yd field goal	26	8

FINAL INDIVIDUAL STATISTICS

RUSHING	NO	YDS	AVG	LG	TD	RUSHING	NO	YDS	AVG	LG	TD
L. Garron	19	44	2.3	9	0	C. Gilchrist	8	7	0.9	6	0
T. Neumann	1	16	16.0	16	0	G. Bass	2	4	2.0	2	0
R. Burton	8	12	1.5	15	0	J. Kemp	2	-4	-2.0	0	0
H. Crump	5	9	1.8	4	0	Buffalo:	12	7	0.6	6	0
B. Lott	2	2	1.0	3	0						
V. Parilli	1	0	0.0	0	0						
Patriots:	36	83	2.3	16	0						

RECEIVING	NO	YDS	AVG	LG	TD	RECEIVING	NO	YDS	AVG	LG	TD
L. Garron	4	120	30.0	59t	2	C. Ferguson	4	47	11.8	15	0
G. Cappelletti	4	109	27.3	51	0	G. Bass	4	45	11.3	27	0
R. Burton	3	22	7.3	12	0	E. Dubenion	3	115	38.3	93t	1
A. Graham	1	22	22.0	22	0	E. Rutkowski	3	45	15.0	16	0
B. Lott	1	18	18.0	18	0	E. Warlick	3	33	11.0	13	0
J. Colclough	1	9	9.0	9	0	C. Gilchrist	1	11	11.0	11	0
Patriots:	14	300	21.4	59t	2	B. Miller	1	5	5.0	5	0
						Buffalo:	19	301	15.8	93t	1

INTERCEPTIONS	NO	YDS	AVG	LG	TD	INTERCEPTIONS	NO	YDS	AVG	LG	TD
R. O'Hanley	2	13	6.5	13	0	R. Abruzzese	1	9	9.0	9	0
B. Dee	2	0	0.0	0	0	Buffalo:	1	9	9.0	9	0
Patriots:	4	13	3.3	13	0						

PUNT RETURN	NO	YDS	AVG	LG	TD	PUNT RETURN	NO	YDS	AVG	LG	TD
A. Graham	2	34	17.0	28	0	R. Abruzzese	3	8	2.7	5	0
Patriots:	2	34	17.0	28	0	Buffalo:	3	8	2.7	5	0

KICKOFF RET.	NO	YDS	AVG	LG	TD	KICKOFF RET.	NO	YDS	AVG	LG	TD
B. Suci	2	38	19.0	23	0	E. Dubenion	5	136	27.2	62	0
Patriots:	2	38	19.0	23	0	E. Rutkowski	1	18	18.0	18	0
						J. Murdock	1	3	3.0	3	0
						Buffalo:	7	157	22.4	62	0

PASSING	A	C	YDS	PCT.	TD	I	LG	S/YD	RATING
V. Parilli	35	14	300	40.0	2	1	59t	-/-	78.3
Patriots:	35	14	300	40.0	2	1	59t	-/-	78.3

PASSING	A	C	YDS	PCT.	TD	I	LG	S/YD	RATING
Lamonica	24	9	168	37.5	1	3	93t	-/-	24.3
J. Kemp	21	10	133	47.6	0	1	27	-/-	48.3
Buffalo:	45	19	301	42.2	1	4	93t	-/-	35.5

TEAM STATISTICS	BOS	BUF
TOTAL FIRST DOWNS	16	13
By Rushing	5	0
By Passing	9	11
By Penalty	2	2
TOTAL NET YARDS	375	286
NET YARDS RUSHING	83	7
Total Rushing Plays	36	12
Avg. per Rush	2.3	0.6
NET YARDS PASSING	292	279
Gross Yards Passing	300	301
Att.-Comp.-I	35-14-1	45-19-4
Completion Pct.	40.0	42.2
PUNTS/AVERAGE	7/32.3	8/35.1
PENALTIES/YARDS	7/65	9/100
FUMBLES/BALLS LOST	0/0	3/2
FIELD GOALS	28, 12, 33, 45, 36	None

BOSTON PATRIOTS STARTING LINEUP

WR	G. Cappelletti	DE	B. Dee
T	D. Oakes	DT	H. Antwine
C	C. Long	DT	J. Richardson
G	W. Cudzik	DE	L. Eisenhauer
G	B. Neighbors	LB	T. Addison
T	M. Graham	LB	N. Buoniconti
TE	T. Romeo	LB	J. Rudolph
QB	J. Colclough	CB	D. Felt
QB	V. Parilli	CB	B. Suci
RB	R. Burton	S	R. Hall
FB	L. Garron	S	R. O'Hanley

BUFFALO BILLS STARTING LINEUP

E	E. Warlick	DE	R. McDole
T	S. Barber	DT	J. Dunaway
T	T. Day	DT	T. Sestak
G	D. Bemiller	DE	S. Youngelman
G	B. Shaw	LB	J. Tracey
T	K. Rice	LB	H. Jacobs
E	B. Miller	LB	M. Stratton
QB	J. Kemp	CB	W. West
HB	E. Dubenion	CB	B. Edgerso
HB	G. Bass	S	G. Saimes
HB	C. Gilchrist	S	R. Abruzzese

GAME NOTES

- The Patriots held Buffalo to only seven yards rushing on 12 attempts (0.6 average). It ranks as the lowest rushing output by a Patriots playoff opponent.
- K Gino Cappelletti converted four of five field goal attempts against the Bills. Each are Patriot single-game playoff records (tied with Tony Franklin).
- The game marked the only time in team playoff history that two receivers gained over 100 yards in one playoff game for the Patriots. Larry Garron caught four passes for 120 yards and Gino Cappelletti caught four passes for 109 yards.

PLAYOFF GAME-BY-GAMES

1963 AFL CHAMPIONSHIP GAME • SAN DIEGO 51, PATRIOTS 10 • Balboa Stadium

January 5, 1964 • Weather: 71 degrees; wind NW 11 mph • Attendance -30,127

	1	2	3	4	OT	F
Boston Patriots	7	3	0	0	--	10
San Diego	21	10	7	13	--	51

TEAM	Q	PLAY	SCORE	
			Visitor	Home
SD	1	T.Rote 2 yd run (Blair kick)	0	7
SD	1	K.Lincoln 67 yd run (Blair kick)	0	14
Boston	1	L.Garron 7 yd run (Cappelletti kick)	7	14
SD	1	P.Lowe 58 yd run (Blair kick)	7	21
SD	2	G.Blair 11 yd field goal	7	24
Boston	2	G.Cappelletti 15 yd field goal	10	24
SD	2	D.Norton 14 yd pass fm Rote (Blair kick)	10	31
SD	3	L.Alworth 48 yd pass fm Rote (Blair kick)	10	38
SD	4	K.Lincoln 25 yd pass fm Hadl (pass failed)	10	44
SD	4	J.Hadl 1 yd run (Blair kick)	10	51

FINAL INDIVIDUAL STATISTICS

RUSHING	NO	YDS	AVG	LG	TD	RUSHING	NO	YDS	AVG	LG	TD
H. Crump	7	18	2.6	6	0	K. Lincoln	13	206	15.8	67	1
L. Garron	3	15	5.0	7	1	P. Lowe	12	94	7.8	58	1
B. Lott	3	15	5.0	6	0	T. Rote	4	15	3.8	10	1
T. Yewcic	1	14	14.0	14	0	G. McDougall	1	2	2.0	2	0
V. Parilli	1	10	10.0	10	0	J. Hadl	1	1	1.0	1	1
R. Burton	1	3	3.0	3	0	B. Jackson	1	0	0.0	0	0
Patriots:	16	75	4.7	14	1	San Diego:	32	318	9.9	6	4

RECEIVING	NO	YDS	AVG	LG	TD	RECEIVING	NO	YDS	AVG	LG	TD
R. Burton	4	12	3.0	8	0	K. Lincoln	7	123	17.6	32	1
J. Colclough	3	26	8.7	10	0	L. Alworth	4	77	19.3	48	1
G. Cappelletti	2	72	36.0	49	0	J. MacKinnon	2	53	26.5	33	0
A. Graham	2	68	34.0	45	0	D. Norton	2	44	22.0	30	1
H. Crump	2	28	14.0	28	0	D. Kocourek	1	5	5.0	5	0
B. Lott	2	16	8.0	11	0	G. McDougall	1	4	4.0	4	0
L. Garron	2	6	3.0	5	0	San Diego:	17	306	18.0	48	3
Patriots:	17	222	13.1	49	0						

INTERCEPTIONS	NO	YDS	AVG	LG	TD	INTERCEPTIONS	NO	YDS	AVG	LG	TD
Patriots:	0	0	0.0	0	0	B. Mitinger	1	5	5.0	5	0
						P. Maguire	1	10	10.0	10	0
						San Diego:	2	15	7.5	10	0

PUNT RETURN	NO	YDS	AVG	LG	TD	PUNT RETURN	NO	YDS	AVG	LG	TD
None						None					

KICKOFF RET.	NO	YDS	AVG	LG	TD	KICKOFF RET.	NO	YDS	AVG	LG	TD
L. Garron	2	32	16.0	17	0	L. Alworth	2	47	23.5	28	0
H. Crump	2	31	15.5	22	0	P. Lowe	1	23	23.0	23	0
R. Burton	2	27	13.5	18	0	San Diego:	0	0	18.0	62	0
B. Suci	1	18	18.0	18	0						
T. Romeo	1	9	9.0	9	0						
B. Yates	1	5	5.0	5	0						
Patriots:	9	122	13.6	23	0						

PASSING	A	C	YDS	PCT.	TD	I	LG	S/YD	RATING
Parilli	29	14	189	48.2	0	1	45	-/-	55.1
Yewcic	8	3	39	37.5	0	1	23	-/-	39.6
Patriots:	37	17	228	45.9	0	2	45	-/-	43.5

PASSING	A	C	YDS	PCT.	TD	I	LG	S/YD	RATING
Rote	15	10	173	66.6	2	0	48	-/-	150.1
Hadl	10	6	112	60.0	1	0	33	-/-	132.1
Lincoln	1	1	20	100.0	0	0	20	-/-	118.8
San Diego:	25	16	305	64.0	3	0	48	-/-	146.3

TEAM STATISTICS	BOS	SD
TOTAL FIRST DOWNS	14	21
By Rushing	6	11
By Passing	8	9
By Penalty	0	1
TOTAL NET YARDS	262	610
Total Offensive Plays	59	60
NET YARDS RUSHING	75	318
Total Rushing Plays	16	32
Avg. per Rush	4.7	9.9
NET YARDS PASSING	186	292
Gross Yards Passing	228	305
Att.-Comp.-I	37-17-2	26-17-0
Completion Pct.	45.9	65.4
PUNTS/AVERAGE	7/47	2/44
PENALTIES/YARDS	1/18	6/30
FUMBLES/BALLS LOST	1/0	1/1
FIELD GOALS	15	11

BOSTON PATRIOTS STARTING LINEUP

WR	G. Cappelletti	DE	B. Dee
T	D. Oakes	DT	H. Antwine
G	C. Long	DT	J. Richardson
C	W. Cudzik	DE	L. Eisenhauer
G	B. Neighbors	LB	T. Addison
T	M. Graham	LB	N. Buoniconti
TE	T. Romeo	LB	J. Rudolph
WR	J. Colclough	CB	D. Felt
QB	V. Parilli	CB	B. Suci
RB	R. Burton	S	R. Hall
FB	L. Garron	S	R. O'Hanley

SAN DIEGO CHARGERS STARTING LINEUP

WR	D. Norton	DE	E. Faison
T	E. Wright	DT	H. Schmidt
G	S. DeLuca	DT	G. Gross
C	D. Rogers	DE	B. Patrich
G	P. Shea	LB	E. Karas
T	R. Mix	LB	C. Allen
TE	D. Kocourek	LB	P. Maguire
WR	L. Alworth	CB	B. Whitehead
QB	T. Rote	CB	D. Harris
RB	K. Lincoln	S	G. Blair
FB	P. Lowe	S	G. Glick

GAME NOTES

- This was the first of six championship games involving the Patriots. (also Super Bowls XX, XXXI, XXXVI, XXXVIII and XXXIX)
- The 610 yards yielded by the Patriots defense still ranks as the highest total ever given up by the Patriots.
- The Patriots committed only one penalty versus the Chargers. It is the lowest single game total in team playoff history (tied with Dec. 28, 1985 at N.Y. Jets).

PLAYOFF GAME-BY-GAMES

**1976 AFC DIVISIONAL PLAYOFFS • OAKLAND 24, PATRIOTS 21 • Oakland Coliseum
December 18, 1976 • Weather: 58 degrees; wind WNW 8 mph • Attendance -53,045**

	1	2	3	4	OT	F
New England Patriots	7	0	14	0	--	21
Oakland Raiders	3	7	0	14	--	24

TEAM	Q	PLAY	SCORE	
			Visitor	Home
NE	1	A. Johnson 1 yd run (Smith kick)	7	0
Oakland	1	E. Mann 40 yd field goal	7	3
Oakland	2	F. Biletnikoff 31 yd pass from Stabler (Mann kick)	7	10
NE	3	R. Francis 26 yd pass from Grogan (Smith kick)	14	10
NE	3	J. Phillips 3 yd run (Smith kick)	21	10
Oakland	4	M. van Eeghen 1 yd run (Mann kick)	21	17
Oakland	4	K. Stabler 1 yd (Mann kick)	21	24

FINAL INDIVIDUAL STATISTICS

RUSHING	NO	YDS	AVG	LG	TD	RUSHING	NO	YDS	AVG	LG	TD
S. Cunningham	20	68	3.4	22	0	M. van Eeghen	11	39	3.5	6	1
S. Grogan	7	35	5.0	10	0	C. Davis	7	29	4.1	9	0
A. Johnson	14	32	2.3	8	1	P. Banaszak	4	8	2.0	5	0
D. Calhoun	5	17	3.4	7	0	C. Garrett	1	4	4.0	4	0
J. Phillips	3	12	4.0	6	1	K. Stabler	1	1	1.0	11	1
Patriots:	49	164	3.3	22	2	Oakland:	24	81	3.4	9	2

RECEIVING	NO	YDS	AVG	LG	TD	RECEIVING	NO	YDS	AVG	LG	TD
R. Francis	4	96	24.0	40	1	F. Biletnikoff	9	137	15.2	31t	1
D. Stingley	2	36	18.0	24	0	D. Casper	4	47	11.8	21	0
S. Cunningham	2	14	7.0	7	0	C. Branch	3	32	10.7	17	0
A. Johnson	2	13	6.5	9	0	M. van Eeghen	1	8	8.0	8	0
M. Briscoe	1	7	7.0	7	0	C. Davis	1	5	5.0	5	0
A. Chandler	1	1	1.0	1	0	C. Garrett	1	4	4.0	4	0
Patriots:	12	167	13.9	40	1	Oakland:	19	233	12.3	31t	1

INTERCEPTIONS	NO	YDS	AVG	LG	TD	INTERCEPTIONS	NO	YDS	AVG	LG	TD
Patriots:	0	0	0.0	0	0	S. Thomas	1	18	18.0	18	0
						M. Johnson	1	0	0.0	0	0
						Oakland:	2	18	9.0	18	0

PUNTING	NO	YDS	AVG	In20	LG	PUNTING	NO	YDS	AVG	In20	LG
M. Patrick	3	132	44.0	1	51	R. Guy	5	189	37.8	2	48

PUNT RETURN	NO	FC	YDS	AVG	LG	TD	PUNT RETURN	NO	FC	YDS	AVG	LG	TD
M. Haynes	1	1	13	13.0	13	0	N. Colzie	3	0	53	17.7	24	0
Patriots:	1	1	13	13.0	13	0	Oakland:	3	0	53	17.7	24	0

KICKOFF RET.	NO	YDS	AVG	LG	TD	KICKOFF RET.	NO	YDS	AVG	LG	TD
J. Phillips	4	67	16.8	22	0	C. Garrett	4	119	29.8	41	0
G. Webster	1	0	0.0	0	0	Oakland:	4	119	29.8	41	0
Patriots:	5	67	13.4	23	0						

PASSING	A	C	YDS	PCT.	TD	I	LG	\$/YD	RATING
S. Grogan	23	12	167	52.2	1	1	40	0/0	72.2
R. Francis	1	0	0	0.0	0	1	0	0/0	39.6
Patriots:	24	12	167	50.0	1	2	40	0/0	51.9

PASSING	A	C	YDS	PCT.	TD	I	LG	\$/YD	RATING
K. Stabler	32	19	233	59.4	1	0	31t	4/32	92.3
Oakland:	32	19	233	59.4	1	0	31t	4/32	92.3

TEAM STATISTICS	NE	OAK
TOTAL FIRST DOWNS	23	20
By Rushing	10	5
By Passing	6	13
By Penalty	7	2
Third Down: Md/Att.	7/14	6/12
Third Down: Eff.	50%	50%
TOTAL NET YARDS	331	282
Total Offensive Plays	73	70
Average Per Play	4.5	4.0
NET YARDS RUSHING	164	81
Total Rushing Plays	49	24
Avg. per Rush	3.3	3.8
NET YARDS PASSING	167	201
Gross Yards Passing	167	233
Att.-Comp.-I	24-12-2	32-19-0
Completion Pct.	50.0	59.4
PUNTS/AVERAGE	3/44.0	5/37.8
PENALTIES/YARDS	10/83	11/93
FUMBLES/BALLS LOST	1/1	1/1
FIELD GOALS	50	40

NE PATRIOTS STARTING LINEUP

WR	R. Vataha	DE	M. Lunsford
T	L. Gray	NT	R. Hamilton
G	J. Hannah	DE	J. Adams
C	B. Lenkaitis	LB	S. Zabel
G	S. Adams	LB	S. Hunt
T	B. McKay	LB	S. Nelson
TE	R. Francis	LB	P. Barnes
WR	D. Stingley	CB	B. Howard
QB	S. Grogan	CB	M. Haynes
RB	A. Johnson	S	P. McCray
FB	S. Cunningham	S	T. Fox

OAKLAND RAIDERS STARTING LINEUP

WR	C. Branch	DE	J. Mutuszak
T	A. Shell	NT	D. Rowe
G	G. Upshaw	DE	O. Sistrunk
C	D. Dalby	LB	P. Villapiano
G	G. Buehler	LB	W. Hall
T	J. Vella	LB	M. Johnson
TE	D. Casper	LB	T. Hendricks
WR	F. Biletnikoff	CB	S. Thomas
QB	K. Stabler	CB	W. Brown
RB	C. Davis	S	G. Atkinson
FB	M. Van Eeghen	S	J. Tatum

GAME NOTES

- The game was marred by a controversial roughing the passer call on NT Ray Hamilton. The Patriots had seemingly stopped the Raiders when a Ken Stabler pass on a 3rd and 18 fell incomplete. However, penalty flags were thrown and the Raiders had a first and ten at the Patriot 13. Five plays later Stabler rolled around left end for the winning score.
- The Patriots finished the season 11-3, rebounding from a 3-11 record in 1975.

PLAYOFF GAME-BY-GAMES

1978 AFC DIVISIONAL PLAYOFFS • HOUSTON 31, PATRIOTS 14 • Schaefer Stadium

December 31, 1978 • Weather: 39 degrees; wi nd SSE 7 mph • Attendance -60,881

	1	2	3	4	OT	F
Houston Oilers	0	21	3	7	--	31
New England Patriots	0	0	7	7	--	14

TEAM	Q	PLAY	SCORE	
			Visitor	Home
Houston	2	K.Burrough 71 yd pass from Pastorini (Fritsch kick)	7	0
Houston	2	M.Barber 19 yd pass from Pastorini (Fritsch kick)	14	0
Houston	2	M.Barber 13 yd pass from Pastorini (Fritsch kick)	21	0
Houston	3	T.Fritsch 30 yd field goal	24	0
NE	3	H.Jackson 24 yd pass from Johnson (Smith kick)	24	7
NE	4	R.Francis 24 yd pass from Owen (Smith kick)	24	14
Houston	4	E.Campbell 2 yd run (Fritsch kick)	31	14

FINAL INDIVIDUAL STATISTICS

RUSHING	NO	YDS	AVG	LG	TD	RUSHING	NO	YDS	AVG	LG	TD
S. Cunningham	10	42	4.2	8	0	E. Campbell	27	118	4.4	35	1
S. Grogan	1	16	16.0	16	0	T. Wilson	14	26	1.9	8	0
A. Johnson	6	14	2.3	4	0	R. Coleman	7	19	2.7	12	0
H. Ivory	3	11	3.7	6	0	B. Duncan	2	7	3.5	5	0
Patriots:	20	83	4.2	16	0	L. Poole	3	7	2.3	4	0
						G. Nielson	1	-3	-3.0	-3	0
						Houston:	54	174	3.2	35	1

RECEIVING	NO	YDS	AVG	LG	TD	RECEIVING	NO	YDS	AVG	LG	TD
R. Francis	8	101	12.6	24t	1	M. Barber	5	83	16.6	22	2
S. Cunningham	3	28	9.3	15	0	K. Burrough	3	91	30.3	71t	1
S. Morgan	2	37	18.5	19	0	R. Caster	2	12	6.0	7	0
A. Johnson	2	16	8.0	11	0	E. Campbell	1	10	10.0	10	0
H. Jackson	1	24	24.0	24t	1	R. Woods	1	4	4.0	4	0
Patriots:	16	206	12.9	24t	2	Houston:	12	200	16.7	71t	3

INTERCEPTIONS	NO	YDS	AVG	LG	TD	INTERCEPTIONS	NO	YDS	AVG	LG	TD
T. Fox	1	0	0.0	0	0	M. Reinfeldt	2	27	13.5	27	0
Patriots:	1	0	0.0	0	0	G. Bingham	1	19	19.0	19	0
						Houston:	3	46	15.3	27	0

PUNTING	NO	YDS	AVG	In20	LG	PUNTING	NO	YDS	AVG	In20	LG
J. Wilson	4	173	43.3	1	55	C. Parsley	5	174	34.8	0	47

PUNT RETURN	NO	FC	YDS	AVG	LG	TD	PUNT RETURN	NO	FC	YDS	AVG	LG	TD
S. Morgan	2	1	6	3.0	6	0	K. Knoff	2	0	7	3.5	7	0
M. Haynes	1	0	0	0.0	0	0	R. Woods	1	0	-1	-1.0	-1	0
Patriots:	3	1	6	2.0	6	0	Houston:	3	0	6	2.0	7	0

KICKOFF RET.	NO	YDS	AVG	LG	TD	KICKOFF RET.	NO	YDS	AVG	LG	TD
J. McAlister	3	68	22.7	28	0	J. Dirben	2	37	18.5	22	0
R. Clayborn	2	68	34.0	47	0	R. Woods	1	16	16.0	16	0
Patriots:	5	136	27.2	47	0	Houston:	3	53	17.7	22	0

PASSING	A	C	YDS	PCT.	TD	I	LG	S/YD	RATING
T. Owen	22	12	144	54.5	1	1	24t	3/23	71.0
S. Grogan	12	3	38	25.0	0	2	18	1/3	39.6
A. Johnson	1	1	24	100.0	1	0	24t	0/0	118.8
Patriots:	35	16	206	45.7	2	3	24t	4/26	48.0

PASSING	A	C	YDS	PCT.	TD	I	LG	S/YD	RATING
D. Pastorini	15	12	200	80.0	3	1	71t	3/30	163.2
Houston:	15	12	200	80.0	3	1	71t	3/30	163.2

TEAM STATISTICS	NE	HOU
TOTAL FIRST DOWNS	15	21
By Rushing	6	11
By Passing	8	8
By Penalty	1	2
Third Down: Md/Att.	6/13	11/17
Third Down: Eff.	46%	65%
TOTAL NET YARDS	263	344
Total Offensive Plays	59	72
Average Per Play	4.5	4.8
NET YARDS RUSHING	83	174
Total Rushing Plays	20	54
Avg. per Rush	4.2	3.2
NET YARDS PASSING	180	170
Gross Yards Passing	206	200
Att.-Comp.-I	35-16-3	15-12-1
Completion Pct.	45.7	80.0
PUNTS/AVERAGE	4/43.3	5/34.8
PENALTIES/YARDS	8/92	2/25
FUMBLES/BALLS LOST	2/0	1/0
FIELD GOALS	43	30

NE PATRIOTS STARTING LINEUP

WR	S. Morgan	DE	M. Lunsford
T	L. Gray	NT	R. Hamilton
G	J. Hannah	DE	R. Bishop
C	B. Lenkaitis	LB	S. Zabel
G	S. Adams	LB	S. Hunt
T	S. Jordan	LB	S. Nelson
TE	R. Francis	LB	R. Shoate
WR	H. Jackson	CB	R. Clayborn
QB	S. Grogan	CB	M. Haynes
RB	A. Johnson	S	T. Fox
FB	S. Cunningham	S	D. Beaudoin

HOUSTON OILERS STARTING LINEUP

WR	K. Burrough	DE	J. Young
T	G. Sampson	NT	C. Culp
G	G. Reihner	DE	E. Bethea
C	C. Mauck	LB	R. Brazile
G	E. Fisher	LB	G. Bingham
T	C. Hayman	LB	S. Kiner
TE	M. Barber	LB	T. Washington
WR	R. Caster	CB	G. Sternrick
QB	D. Pastorini	CB	W. Alexander
RB	E. Campbell	S	B. Currier
FB	T. Wilson	S	M. Reinfeldt

GAME NOTES

- This was the first home playoff game ever played by the Patriots.
- The Patriots finished the 1978 season with an 11-5 record and earned the AFC Eastern Division Championship.

PLAYOFF GAME-BY-GAMES

1982 AFC FIRST ROUND PLAYOFF GAME • MIAMI 28, PATRIOTS 13 • Orange Bowl

January 8, 1983 • Weather: 76 degrees; wind E 8 mph • Attendance - 68,842

	1	2	3	4	OT	F
New England Patriots	0	3	3	7	--	13
Miami Dolphins	0	14	7	7	--	28

TEAM	Q	PLAY	SCORE	
			Visitor	Home
NE	2	J.Smith 23 yd field goal	3	0
Miami	2	B.Hardy 2 yd pass from Woodley (von Schamann kick)	3	7
Miami	2	T.Franklin 1 yd run (von Schamann kick)	3	14
NE	3	J.Smith 42 yd field goal	6	14
Miami	3	W.Bennett 2 yd run (von Schamann kick)	6	21
Miami	4	B.Hardy 2 yd pass from Woodley (von Schamann kick)	6	28
NE	4	D.Hasselbeck 22 yd pass from Grogan (Smith kick)	13	28

FINAL INDIVIDUAL STATISTICS

RUSHING	NO	YDS	AVG	LG	TD	RUSHING	NO	YDS	AVG	LG	TD
M. van Eeghen	9	40	4.4	9	0	A. Franklin	26	112	4.3	12	1
T. Collins	7	35	5.0	7	0	T. Nathan	12	71	5.9	16	0
M. Tatupu	1	4	4.0	4	0	D. Woodley	1	16	16.0	16	0
S. Morgan	1	-2	-2.0	-2	0	W. Bennett	5	10	2.0	3	1
Patriots:	18	77	4.3	9	0	T. Vigorito	1	5	5.0	5	0
						Miami:	45	214	4.8	16	2

RECEIVING	NO	YDS	AVG	LG	TD	RECEIVING	NO	YDS	AVG	LG	TD
D. Hasselbeck	7	87	12.4	22t	1	T. Nathan	5	68	13.6	26	0
L. Dawson	4	49	12.3	17	0	B. Hardy	3	23	7.7	19	2
T. Collins	1	17	17.0	17	0	J. Rose	2	47	23.5	35	0
K. Toler	1	16	16.0	16	0	T. Vigorito	2	40	20.0	23	0
P. Brown	1	8	8.0	8	0	J. Cefalo	2	27	13.5	16	0
A. Johnson	1	7	7.0	7	0	D. Harris	1	36	36.0	36	0
M. van Eeghen	1	5	5.0	5	0	R. Diana	1	5	5.0	5	0
Patriots:	16	189	11.8	22t	1	Miami:	16	246	15.4	36	2

INTERCEPTIONS	NO	YDS	AVG	LG	TD	INTERCEPTIONS	NO	YDS	AVG	LG	TD
Patriots:	0	0	0.0	0	0	D. McNeal	1	16	16.0	16	0
						G. Small	1	0	0.0	0	0
						F. Walker	0	9	--	9	0
						Miami:	2	25	12.5	16	0

PUNTING	NO	YDS	AVG	In20	LG	PUNTING	NO	YDS	AVG	In20	LG
R. Camarillo	5	218	43.6	1	58	T. Orosz	1	51	51.0	0	51

PUNT RETURN	NO	FC	YDS	AVG	LG	TD	PUNT RETURN	NO	FC	YDS	AVG	LG	TD
Patriots:	0	0	0	0.0	0	0	T. Vigorito	4	0	40	10.0	13	0
							Miami:	4	0	40	10.0	13	0

KICKOFF RET.	NO	YDS	AVG	LG	TD	KICKOFF RET.	NO	YDS	AVG	LG	TD
R. Smith	3	54	18.0	20	0	F. Walker	3	73	24.3	30	0
Patriots:	3	54	18.0	20	0	Miami:	3	73	24.3	30	0

PASSING	A	C	YDS	PCT.	TD	I	LG	S/YD	RATING
S. Grogan	30	16	189	53.3	1	2	22t	4/29	56.1
Patriots:	30	16	189	53.3	1	2	22t	4/29	56.1

PASSING	A	C	YDS	PCT.	TD	I	LG	S/YD	RATING
D. Woodley	19	16	246	84.2	2	0	36	2/12	161.3
Miami:	19	16	246	84.2	2	0	36	2/12	161.3

TEAM STATISTICS	NE	MIA
TOTAL FIRST DOWNS	14	27
By Rushing	6	12
By Passing	8	14
By Penalty	0	1
Third Down: Md/Att.	1/9	7/9
Third Down: Eff.	11%	78%
TOTAL NET YARDS	237	448
Total Offensive Plays	52	66
Average Per Play	4.6	6.8
NET YARDS RUSHING	77	214
Total Rushing Plays	18	45
Avg. per Rush	4.3	4.8
NET YARDS PASSING	160	234
Sacked/Yards Lost	4/29	2/12
Gross Yards Passing	189	246
Att.-Comp.-I	30-16-2	19-16-0
Completion Pct.	53.3	84.2
PUNTS/AVERAGE	5/43.6	1/51.0
PENALTIES/YARDS	4/27	2/15
FUMBLES/BALLS LOST	1/1	3/3
FIELD GOALS	23	42
	52	52

NE PATRIOTS STARTING LINEUP

WR	S. Morgan	DE	K. Sims
T	B. Holloway	NT	L. Williams
G	J. Hannah	DE	J. Adams
C	P. Brock	LB	L. McGrew
G	R. Wooten	LB	S. Nelson
T	S. Jordan	LB	C. Weishuhn
TE	D. Hasselbeck	LB	D. Blackmon
WR	P. Brown	CB	M. Haynes
QB	S. Grogan	CB	R. Clayborn
FB	M. van Eeghen	S	K. Lee
TE	L. Dawson	S	R. Sanford

MIAMI DOLPHINS STARTING LINEUP

TE	R. Lee	DE	K. Bokamper
T	J. Giesler	NT	B. Baumhower
G	B. Kuechenberg	DE	D. Betters
C	D. Stephenson	LB	B. Brudzinski
G	J. Toews	LB	A. Duhe
T	E. Laakso	LB	E. Rhone
TE	B. Hardy	LB	L. Gordon
WR	J. Cefalo	CB	G. Small
QB	D. Woodley	CB	D. McNeal
RB	T. Vigorito	S	G. Blackwood
FB	T. Franklin	S	L. Blackwood

GAME NOTES

- This was the first of three meetings between the Patriots and the Dolphins in the playoffs. They also met in the 1985 AFC Championship game and the 1997 Wild Card game.
- The Patriots finished the strike shortened season 5-4 and in seventh place in the AFC.

PLAYOFF GAME-BY-GAMES

1985 AFC WILD CARD GAME • NEW ENGLAND 26, NY JETS 14 • The Meadowlands
December 28, 1985 • Weather: 33 degrees; wind SW 15-30 mph • Attendance - 70,958

	1	2	3	4	OT	F
New England Patriots	3	10	10	3	--	26
New York Jets	0	7	7	0	--	14

TEAM	Q	PLAY	SCORE	
			Visitor	Home
NE	1	T.Franklin 33 yd field goal	3	0
New York	2	J.Hector 11 yd pass from O'Brien (Leahy kick)	3	7
NE	2	T.Franklin 41 yd field goal	6	7
NE	2	S.Morgan 36 yd pass from Eason (Franklin kick)	13	7
NE	3	T.Franklin 20 yd field goal	16	7
NE	3	J.Rembert 15 yd fumble return (Franklin kick)	23	7
New York	3	M.Shuler 12 yd pass from Ryan (Leahy kick)	23	14
NE	4	T.Franklin 26 yd field goal	26	14

FINAL INDIVIDUAL STATISTICS

RUSHING	NO	YDS	AVG	LG	TD	RUSHING	NO	YDS	AVG	LG	TD
C. James	22	49	2.2	12	0	F. McNeil	16	41	2.6	7	0
T. Collins	11	36	3.3	8	0	J. Hector	4	13	3.3	7	0
T. Eason	6	14	2.3	12	0	K. O'Brien	1	4	4.0	4	0
Patriots:	39	99	2.5	12	0	NY Jets:	21	58	2.8	7	0

RECEIVING	NO	YDS	AVG	LG	TD	RECEIVING	NO	YDS	AVG	LG	TD
S. Morgan	4	62	15.5	36t	1	A. Toon	9	93	10.3	16	0
I. Fryar	2	47	23.5	39	0	M. Shuler	5	53	10.6	21	1
C. James	2	36	18.0	24	0	W. Walker	4	54	13.5	24	0
L. Dawson	2	20	10.0	12	0	F. McNeil	3	13	4.3	5	0
T. Collins	2	14	7.0	11	0	J. Hector	1	11	11.0	11t	1
Patriots:	12	179	14.9	39	1	R. Klever	1	9	9.0	9	0
						NY Jets:	23	233	10.1	24	2

INTERCEPTIONS	NO	YDS	AVG	LG	TD	INTERCEPTIONS	NO	YDS	AVG	LG	TD
F. Marion	1	26	26.0	26	0	NY Jets:	0	0	0.0	0	0
G. Veris	1	18	18.0	18	0						
Patriots:	2	44	22.0	26	0						

PUNTING	NO	YDS	AVG	In20	LG	PUNTING	NO	YDS	AVG	In20	LG
R. Camarillo	5	200	40.0	1	54	D. Jennings	5	192	38.4	1	49

PUNT RETURN	NO	FC	YDS	AVG	LG	TD	PUNT RETURN	NO	FC	YDS	AVG	LG	TD
I. Fryar	4	0	12	3.0	8	0	K. Sohn	1	1	3	3.0	3	0
Patriots:	4	0	12	3.0	8	0	NY Jets:	1	1	3	3.0	3	0

KICKOFF RET.	NO	YDS	AVG	LG	TD	KICKOFF RET.	NO	YDS	AVG	LG	TD
S. Starring	1	19	19.0	19	0	J. Hector	6	115	19.2	33	0
C. Jones	1	11	11.0	11	0	B. Humphery	1	50	50.0	50	0
Patriots:	2	30	15.0	19	0	NY Jets:	7	165	23.6	50	0

PASSING	A	C	YDS	PCT.	TD	I	LG	S/YD	RATING
T. Eason	16	12	179	75.0	1	0	39	3/20	132.0
Patriots:	16	12	179	75.0	1	0	39	3/20	132.0

PASSING	A	C	YDS	PCT.	TD	I	LG	S/YD	RATING
K. O'Brien	17	13	149	76.5	1	1	24	2/21	97.4
P. Ryan	17	10	84	58.8	1	1	13	3/30	66.8
NY Jets:	34	23	233	67.6	2	2	24	5/51	82.1

TEAM STATISTICS	NE	NYJ
TOTAL FIRST DOWNS	12	15
By Rushing	5	3
By Passing	6	12
By Penalty	1	0
Third Down: Md/Att.	3/14	5/13
Third Down: Eff.	21%	38%
TOTAL NET YARDS	258	240
Total Offensive Plays	58	60
Average Per Play	4.4	4.0
NET YARDS RUSHING	99	58
Total Rushing Plays	39	21
Avg. per Rush	2.5	2.8
NET YARDS PASSING	159	182
Sacked/Yards Lost	3/20	5/51
Gross Yards Passing	179	233
Att.-Comp.-I	16-12-0	34-23-2
Completion Pct.	75.0	67.6
PUNTS/AVERAGE	5/40.0	5/38.4
PENALTIES/YARDS	1/10	6/48
FUMBLES/BALLS LOST	2/0	3/2
FIELD GOALS	3/1, 4/1, 20/41, 26/26	None

NE PATRIOTS STARTING LINEUP

WR S. Morgan	DE G. Veris
T B. Holloway	NT L. Williams
G J. Hannah	DE J. Adams
C P. Brock	LB A. Tippett
G R. Wooten	LB S. Nelson
T S. Moore	LB L. McGrew
TE L. Dawson	LB D. Blackmon
WR I. Fryar	CB R. Lippett
QB T. Eason	CB R. Clayborn
RB T. Collins	S R. James
FB C. James	S F. Marion

NY JETS STARTING LINEUP

TE A. Toon	DE M. Gastineau
T R. McElroy	DT J. Klecko
G J. Sweeney	DT B. Bennett
C J. Fields	DE M. Lyons
G D. Alexander	LB K. Clifton
T M. Powell	LB L. Mehl
TE M. Shuler	LB B. Crable
WR W. Walker	CB J. Lynn
QB K. O'Brien	CB R. Carter
RB F. McNeil	S K. Springs
FB R. Klever	S H. Hamilton

GAME NOTES

- DE Garin Veris recorded three sacks and an interception against the Jets. His three sacks are tied for the best single-game total in Patriots' playoff history.
- K.Tony Franklin converted four of five field goals against the Jets. Each are Patriots' single-game playoff records (tied with Gino Cappelletti).

PLAYOFF GAME-BY-GAMES

1985 AFC DIVISIONAL PLAYOFF • NEW ENGLAND 27, L.A. Raiders 20 • L.A. Coliseum

January 5, 1986 • Weather: 67 degrees; wind E 5 mph • Attendance - 88,936

	1	2	3	4	OT	F
New England Patriots	7	10	10	0	--	27
Los Angeles Raiders	3	17	0	0	--	20

TEAM	Q	PLAY	SCORE	
			Visitor	Home
NE	1	L.Dawson 13 yd pass from Eason (Franklin kick)	7	0
Los Angeles	1	C.Bahr 29 yd field goal	7	3
Los Angeles	2	J.Hester 16 yd pass from Wilson (Bahr kick)	7	10
Los Angeles	2	M.Allen 11 yd run (Bahr kick)	7	17
NE	2	C.James 2 yd run (Franklin kick)	14	17
NE	2	T.Franklin 45 yd field goal	17	17
Los Angeles	2	C.Bahr 32 yd field goal	17	20
NE	3	T.Franklin 32 yd field goal	20	20
NE	3	J.Bowman fumble rec. for TD (Franklin kick)	27	20

FINAL INDIVIDUAL STATISTICS

RUSHING	NO	YDS	AVG	LG	TD	RUSHING	NO	YDS	AVG	LG	TD
C. James	23	104	4.5	16	1	M. Allen	22	121	5.5	17	1
T. Collins	9	18	2.0	7	0	F. Hawkins	4	33	8.3	23	0
R. Weathers	9	18	2.0	5	0	M. Wilson	1	9	9.0	9	0
M. Tatupu	4	17	4.3	22	0	LA Raiders:	27	163	6.0	7	1
I. Fryar	1	3	3.0	3	0						
T. Eason	3	-4	-1.3	0	0						
Patriots:	49	156	3.2	22	1						

RECEIVING	NO	YDS	AVG	LG	TD	RECEIVING	NO	YDS	AVG	LG	TD
C. James	3	48	16.0	24	0	T. Christensen	4	78	19.5	31	0
D. Ramsey	2	34	17.0	29	0	D. Williams	3	33	11.0	14	0
S. Morgan	1	22	22.0	22	0	M. Allen	3	8	2.7	6	0
L. Dawson	1	13	13.0	13	1	J. Hester	1	16	16.0	16	1
T. Collins	1	8	8.0	8	0	LA Raiders:	11	135	12.3	31	1
Patriots:	8	125	15.6	29	1						

INTERCEPTIONS	NO	YDS	AVG	LG	TD	INTERCEPTIONS	NO	YDS	AVG	LG	TD
R. Lippett	2	1	0.5	1	0	LA Raiders:	0	0	0.0	0	0
F. Marion	1	22	22.0	22	0						
Patriots:	3	23	7.7	22	0						

PUNTING	NO	YDS	AVG	In20	LG	PUNTING	NO	YDS	AVG	In20	LG
R. Camarillo	5	225	45.0	0	50	R. Guy	2	68	34.0	1	35

PUNT RETURN	NO	FCYDS	AVG	LG	TD	PUNT RETURN	NO	FCYDS	AVG	LG	TD	
F. Marion	0	1	0	0.0	0	F. Walker	4	0	36	9.0	16	0
Patriots:	0	1	0	0.0	0	LA Raiders:	4	0	36	9.0	16	0

KICKOFF RET.	NO	YDS	AVG	LG	TD	KICKOFF RET.	NO	YDS	AVG	LG	TD
S. Starring	2	45	22.5	24	0	F. Walker	3	59	19.7	36	0
C. Jones	2	9	4.5	8	0	S. Seale	2	7	3.5	7	0
Patriots:	4	54	13.5	24	0	LA Raiders:	5	66	13.2	36	0

PASSING	A	C	YDS	PCT.	TD	I	LG	S/YD	RATING
T. Eason	14	7	117	50.0	1	0	29	3/27	102.4
C. James	1	1	8	100.0	0	0	8	0/0	118.8
Patriots:	15	8	125	53.3	1	0	29	3/27	103.5

PASSING	A	C	YDS	PCT.	TD	I	LG	S/YD	RATING
M. Wilson	27	11	135	40.7	1	3	31	2/11	22.9
LA Raiders:	27	11	135	40.7	1	3	31	2/11	22.9

TEAM STATISTICS	NE	LAR
TOTAL FIRST DOWNS	15	17
By Rushing	9	11
By Passing	5	6
By Penalty	1	0
Third Down: Md/Att.	8/16	3/9
Third Down: Eff.	50%	33%
TOTAL NET YARDS	254	298
Total Offensive Plays	67	56
Average Per Play	3.8	5.3
NET YARDS RUSHING	156	163
Total Rushing Plays	49	27
Avg. per Rush	3.2	6.0
NET YARDS PASSING	98	124
Sacked/Yards Lost	3/27	2/11
Gross Yards Passing	125	135
Att.-Comp.-I	15-8-0	27-11-3
Completion Pct.	53.3	40.7
PUNTS/AVERAGE	5/45.0	2/34.0
PENALTIES/YARDS	6/45	6/53
FUMBLES/BALLS LOST	3/2	5/3
FIELD GOALS	45	32

NE PATRIOTS STARTING LINEUP

WR S. Morgan	DE G. Veris
T B. Holloway	NT L. Williams
G J. Hannah	DE J. Adams
C P. Brock	LB A. Tippett
G R. Wooten	LB S. Nelson
T S. Moore	LB L. McGrew
TE L. Dawson	LB D. Blackmon
WR I. Fryar	CB R. Lippett
QB T. Eason	CB R. Clayborn
RB T. Collins	S R. James
FB C. James	S F. Marion

LA RAIDERS STARTING LINEUP

TE J. Hester	DE H. Long
T B. Davis	DT B. Pickel
G C. Hannah	DE S. Jones
C D. Mosebar	LB B. Van Pelt
G M. Marvin	LB M. Millen
T H. Lawrence	LB R. McKenzie
TE T. Christensen	LB R. Martin
WR D. Williams	CB L. Hayes
QB M. Wilson	CB M. Haynes
RB F. Hawkins	S S. Toran
RB M. Allen	S V. McElroy

GAME NOTES

- The Patriots defense forced six turnovers, three interceptions and three fumble recoveries. New England scored 20 of it's 27 points off of turnovers.
- Patriots CB Ronnie Lippett became only the third Patriot to record two interceptions in a single game.

PLAYOFF GAME-BY-GAMES

1985 AFC CHAMPIONSHIP GAME • NEW ENGLAND 31, MIAMI 14 • Orange Bowl
January 12, 1986 • Weather: 64 degrees; wind NE 7 mph • Attendance - 74,978

	1	2	3	4	OT	F
New England Patriots	3	14	7	7	--	31
Miami Dolphins	0	7	0	7	--	14

TEAM	Q	PLAY	SCORE
			Visitor Home
NE	1	T.Franklin 23 yd field goal	3 0
Miami	2	D.Johnson 10 yd pass from Marino (Reveiz kick)	3 7
NE	2	T.Collins 4 yd pass from Eason (Franklin kick)	10 7
NE	2	D.Ramsey 1 yd pass from Eason (Franklin kick)	17 7
NE	3	R.Weathers 2 yd pass from Eason (Franklin kick)	24 7
Miami	4	T.Nathan 10 yd pass from Marino (Reviez kick)	24 14
NE	4	M.Tatupu 1 yd run (Franklin kick)	31 14

FINAL INDIVIDUAL STATISTICS

RUSHING	NO	YDS	AVG	LG	TD	RUSHING	NO	YDS	AVG	LG	TD
C. James	22	105	4.8	13	0	J. Carter	6	56	9.3	19	0
R. Weathers	16	87	5.4	45	0	R. Davenport	3	6	2.0	3	0
T. Collins	12	61	5.1	14	0	T. Nathan	2	4	2.0	2	0
M. Tatupu	6	9	1.5	2	1	W. Bennett	1	2	2.0	2	0
T. Eason	3	-7	-2.3	-2	0	D. Marino	1	0	0.0	0	0
Patriots:	59	255	4.3	45	1	Miami:	13	68	5.2	19	0

RECEIVING	NO	YDS	AVG	LG	TD	RECEIVING	NO	YDS	AVG	LG	TD
D. Ramsey	3	18	6.0	15	1	T. Nathan	5	57	11.4	20	1
T. Collins	3	15	5.0	9	1	B. Hardy	3	52	17.3	29	0
S. Morgan	2	30	15.0	18	0	M. Duper	3	45	15.0	18	0
M. Tatupu	1	6	6.0	6	0	M. Clayton	3	41	13.7	16	0
R. Weathers	1	2	2.0	2t	1	R. Davenport	3	23	7.7	9	0
Patriots:	10	71	7.1	18	3	D. Johnson	1	10	10.0	10t	1
						N. Moore	1	10	10.0	10	0
						J. Rose	1	10	10.0	10	0
						Miami:	20	248	12.4	29	2

INTERCEPTIONS	NO	YDS	AVG	LG	TD	INTERCEPTIONS	NO	YDS	AVG	LG	TD
F. Marion	1	21	21.0	21	0	Miami:	0	0	0.0	0	0
R. Clayborn	1	0	0.0	0	0						
Patriots:	2	21	10.5	21	0						

PUNTING	NO	YDS	AVG	In20	LG	PUNTING	NO	YDS	AVG	In20	LG
R. Camarillo	5	201	40.2	2	49	R. Roby	4	165	41.3	1	49

PUNT RETURN	NO	FC	YDS	AVG	LG	TD	PUNT RETURN	NO	FC	YDS	AVG	LG	TD
R. James	2	2	2	1.0	2	0	T. Vigorito	1	1	8	8.0	8	0
Patriots:	2	2	2	1.0	2	0	Miami:	1	1	8	8.0	8	0

KICKOFF RET.	NO	YDS	AVG	LG	TD	KICKOFF RET.	NO	YDS	AVG	LG	TD
S. Starring	3	67	22.3	37	0	L. Hampton	6	91	15.2	23	0
Patriots:	3	67	22.3	37	0	Miami:	6	91	15.2	23	0

PASSING	A	C	YDS	PCT.	TD	I	LG	S/YD	RATING
T. Eason	12	10	71	83.3	3	0	18	0/0	179.5
Patriots:	12	10	71	83.3	3	0	18	0/0	179.5

PASSING	A	C	YDS	PCT.	TD	I	LG	S/YD	RATING
D. Marino	48	20	248	41.7	2	2	29	1/14	54.9
Miami:	48	20	248	41.7	2	2	29	1/14	54.9

TEAM STATISTICS	NE	MI
TOTAL FIRST DOWNS	21	18
By Rushing	15	3
By Passing	6	15
By Penalty	0	0
Third Down: Md/Att.	7/16	3/10
Third Down: Eff.	44%	30%
TOTAL NET YARDS	326	302
Total Offensive Plays	71	62
Average Per Play	4.6	4.9
NET YARDS RUSHING	255	68
Total Rushing Plays	59	13
Avg. per Rush	4.3	5.2
NET YARDS PASSING	71	248
Sacked/Yards Lost	0/0	1/14
Gross Yards Passing	71	234
Att.-Comp.-I	12-10-0	48-20-2
Completion Pct.	83.3	41.7
PUNTS/AVERAGE	5/40.2	4/41.3
PENALTIES/YARDS	2/15	4/35
FUMBLES/BALLS LOST	2/2	5/4
FIELD GOALS	23. 41	31

NE PATRIOTS STARTING LINEUP

WR	S. Morgan	DE	G. Veris
T	B. Holloway	NT	L. Williams
G	J. Hannah	DE	J. Adams
C	P. Brock	LB	A. Tippet
G	R. Wooten	LB	S. Nelson
T	S. Moore	LB	L. McGrew
TE	L. Dawson	LB	D. Blackmon
WR	S. Starring	CB	R. Lippett
QB	T. Eason	CB	R. Clayborn
RB	T. Collins	S	R. James
FB	C. James	S	F. Marion

MIAMI DOLPHINS STARTING LINEUP

TE	M. Duper	DE	D. Betters
T	J. Giesler	DT	M. Charles
G	R. Foster	DE	K. Bokamper
C	D. Stephenson	LB	B. Brudzinski
G	S. Clark	LB	J. Brophy
T	R. Lee	LB	J. Shipp
TE	B. Hardy	LB	H. Green
WR	M. Clayton	CB	P. Lankford
WR	N. Moore	CB	W. Judson
QB	Dan Marino	S	G. Blackwood
RB	T. Nathan	S	B. Brown

GAME NOTES

- The Patriots became the first team to ever reach the Super Bowl by winning three games on the road.
- The Patriots set a team record with 255 rushing yards.
- Patriots RB Craig James rushed for 105 yards on 22 carries, becoming the only Patriot to ever eclipse the 100-yard mark in consecutive playoff games.

PLAYOFF GAME-BY-GAMES

SUPER BOWL XX • CHICAGO 46, NEW ENGLAND 10 • Superdome

January 26, 1986 • Weather: Indoors • Attendance - 73,818

	1	2	3	4	OT	F
Chicago Bears	13	10	21	2	--	46
New England Patriots	3	0	0	7	--	10

TEAM	Q	PLAY	Visitor	Home
NE	1	T.Franklin 36 yd field goal	0	3
Chicago	1	K.Butler 28 yd field goal	3	3
Chicago	1	K.Butler 24 yd field goal	6	3
Chicago	1	M.Suhey 11 yd run (Butler kick)	13	3
Chicago	2	J.McMahon 2 yd run (Butler kick)	20	3
Chicago	2	K.Butler 24 yd field goal	23	3
Chicago	3	J.McMahon 1 yd run (Butler kick)	30	3
Chicago	3	R.Phillips 28 yd interception return (Butler kick)	37	3
Chicago	3	W.Perry 1 yd run (Butler kick)	44	3
NE	4	I.Fryar 8 yd pass from Grogan (Franklin kick)	44	10
Chicago	4	Safety, Grogan tackled by Waechter in end zone	46	10

FINAL INDIVIDUAL STATISTICS

RUSHING	NO	YDS	AVG	LG	TD	RUSHING	NO	YDS	AVG	LG	TD
T. Collins	3	4	1.3	3	0	W. Payton	22	61	2.8	7	0
R. Weathers	1	3	3.0	3	0	M. Suhey	11	52	4.7	11	1
S. Grogan	1	3	3.0	3	0	T. Sanders	4	15	3.8	10	0
C. James	5	1	0.2	3	0	D. Gentry	3	15	5.0	8	0
G. Hawthorne	1	-4	-4.0	-4	0	J. McMahon	5	14	2.8	7	2
Patriots:	11	7	0.6	3	0	C. Thomas	2	8	4.0	7	0
						W. Perry	1	1	1.0	1t	1
						S. Fuller	1	1	1.0	1	0
						Chicago:	49	167	3.4	11	4

RECEIVING	NO	YDS	AVG	LG	TD	RECEIVING	NO	YDS	AVG	LG	TD
S. Morgan	7	70	10.0	19	0	D. Gault	4	129	32.3	60	0
S. Starring	2	39	19.5	24	0	D. Gentry	2	41	20.5	27	0
I. Fryar	2	24	12.0	16	1	K. Margerum	2	36	18.0	29	0
T. Collins	2	19	9.5	11	0	E. Moorehead	2	22	11.0	14	0
D. Ramsey	2	16	8.0	11	0	M. Suhey	1	24	24.0	24	0
C. James	1	6	6.0	6	0	C. Thomas	1	4	4.0	4	0
R. Weathers	1	3	3.0	3	0	Chicago:	12	256	21.3	60	0
Patriots:	17	177	10.4	24	1						

INTERCEPTIONS	NO	YDS	AVG	LG	TD	INTERCEPTIONS	NO	YDS	AVG	LG	TD
Patriots:	0	0	0.0	0	0	R. Phillips	1	28	28.0	28t	1
						J. Morrissey	1	47	47.0	47	0
						Chicago:	2	75	37.5	47	1

PUNTING	NO	YDS	AVG	In20	LG	PUNTING	NO	YDS	AVG	In20	LG
R. Camarillo	6	263	43.8	1	62	M. Buford	4	173	43.3	1	52

PUNT RETURN	NO	FC	YDS	AVG	LG	PUNT RETURN	NO	FC	YDS	AVG	LG
I. Fryar	2	0	22	11.0	12	K. Ortego	2	1	20	10.0	12
Patriots:	2	0	22	11.0	12	Chicago:	2	1	20	10.0	12

KICKOFF RET.	NO	YDS	AVG	LG	TD	KICKOFF RET.	NO	YDS	AVG	LG	TD
S. Starring	7	153	21.9	36	0	W. Gault	4	49	12.3	18	0
Patriots:	7	153	21.9	36	0	Chicago:	4	49	12.3	18	0

PASSING	A	C	YDS	PCT.	TD	I	LG	S/YD	RATING
S. Grogan	30	17	177	56.7	1	2	24	4/33	57.2
T. Eason	6	0	0	0.0	0	0	0	3/28	39.6
Patriots:	36	17	177	47.2	1	2	24	7/61	48.0

PASSING	A	C	YDS	PCT.	TD	I	LG	S/YD	RATING
J. McMahon	20	12	256	60.0	0	0	60	1/3	105.4
W. Fuller	4	0	0	0.0	0	0	0	1/11	39.6
W. Perry	0	0	0	0.0	0	0	0	1/1	--
Chicago:	24	12	256	50.0	0	0	60	3/15	88.2

TEAM STATISTICS	NE	CHI
TOTAL FIRST DOWNS	12	23
By Rushing	1	13
By Passing	10	9
By Penalty	1	1
Third Down: Md/Att.	1/10	7/14
Third Down: Eff.	10%	50%
TOTAL NET YARDS	123	408
Total Offensive Plays	54	76
Average Per Play	2.3	5.4
NET YARDS RUSHING	7	167
Total Rushing Plays	11	49
Avg. per Rush	0.6	3.4
NET YARDS PASSING	116	241
Sacked/Yards Lost	7/61	3/15
Gross Yards Passing	177	256
Att.-Comp.-I	36-17-2	24-12-0
Completion Pct.	47.2	50.0
PUNTS/AVERAGE	6/43.8	4/43.3
PENALTIES/YARDS	5/35	7/40
FUMBLES/BALLS LOST	4/4	3/2
FIELD GOALS	36	28, 24, 24

NE PATRIOTS STARTING LINEUP

WR	S. Morgan	DE	G. Veris
T	B. Holloway	NT	L. Williams
G	J. Hannah	DE	J. Adams
C	P. Brock	LB	A. Tippet
G	R. Wooten	LB	S. Nelson
T	S. Moore	LB	L. McGrew
TE	L. Dawson	LB	D. Blackburn
WR	S. Starring	CB	R. Lippett
QB	T. Eason	CB	R. Clayborn
RB	T. Collins	S	R. James
FB	C. James	S	F. Marion

CHICAGO BEARS STARTING LINEUP

WR	W. Gault	DE	D. Hampton
T	J. Covert	DL	S. McMichael
G	M. Bortz	DL	W. Perry
C	J. Hilgenberg	DE	R. Dent
G	T. Thayer	LB	O. Wilson
T	K. VanHorne	LB	M. Singletary
TE	E. Moorehead	LB	W. Marshall
WR	D. McKinnon	CB	M. Richardson
QB	J. McMahon	CB	L. Frazier
RB	W. Payton	S	D. Duerson
FB	M. Suhey	S	G. Fencik

GAME NOTES

• This game marked the second of six championship games involving the Patriots. (1963 AFC Championship, Super Bowls XXXI, XXXVI, XXXVIII and XXXIX).

• New England scored the quickest points in Super Bowl history when K Tony Franklin booted a 36-yard field goal 1:19 into the contest.

PLAYOFF GAME-BY-GAMES

**1986 AFC DIVISIONAL PLAYOFFS • DENVER 22, NEW ENGLAND 17 • Mile High Stadium
January 4, 1987 • Weather: 65 degrees; wind S 9 mph • Attendance -76,105**

	1	2	3	4	OT	F
New England Patriots	0	10	7	0	--	17
Denver Broncos	3	7	10	2	--	22

TEAM	Q	PLAY	SCORE	
			Visitor	Home
Denver	1	R.Karlis 27 yd field goal	0	3
NE	2	S.Morgan 19 yd pass from Eason (Franklin kick)	7	3
Denver	2	J.Elway 22 yd run (Karlis kick)	7	10
NE	2	T.Franklin 38 yd field goal	10	10
Denver	3	R.Karlis 22 yd field goal	10	13
NE	3	S.Morgan 45 yd pass from Eason (Franklin kick)	17	13
Denver	3	V.Johnson 48 yd pass (Karlis kick)	17	20
Denver	4	safety, Eason tackled by Jones	17	22

FINAL INDIVIDUAL STATISTICS

RUSHING	NO	YDS	AVG	LG	TD	RUSHING	NO	YDS	AVG	LG	TD
T. Collins	5	46	9.2	23	0	S. Winder	19	102	5.4	16	0
C. James	10	31	3.1	17	0	G. Lang	11	44	4.0	14	0
T. Eason	2	23	11.5	13	0	J. Elway	5	18	3.6	22	1
R. Dupard	5	18	3.6	8	0	K. Bell	2	12	6.0	8	0
G. Hawthorne	1	5	5.0	5	0	S. Sewell	2	8	4.0	8	0
J. Fryar	1	-2	-2.0	-2	0	G. Willhite	3	4	1.3	3	0
Patriots:	24	121	5.0	23	0	Denver:	42	188	4.5	22	1

RECEIVING	NO	YDS	AVG	LG	TD	RECEIVING	NO	YDS	AVG	LG	TD
T. Collins	4	46	11.5	20	0	V. Johnson	4	89	22.3	48	1
S. Morgan	3	100	33.3	45	2	S. Sewell	3	41	13.7	39	0
G. Baty	3	31	10.3	13	0	O. Mobley	2	69	34.5	49	0
J. Fryar	2	11	5.5	7	0	S. Watson	1	21	21.0	21	0
G. Hawthorne	1	6	6.0	6	0	B. Micho	1	20	20.0	20	0
Patriots:	13	194	14.9	45	2	S. Winder	1	16	16.0	16	0
						G. Lang	1	1	1.0	1	0
						Denver:	13	257	21.3	49	1

INTERCEPTIONS	NO	YDS	AVG	LG	TD	INTERCEPTIONS	NO	YDS	AVG	LG	TD
R. McSwain	1	2	2.0	2	0	Denver:	0	0	0.0	0	0
J. Rembert	1	0	0.0	0	0						
Patriots:	2	2	1.0	2	0						

PUNTING	NO	YDS	AVG	In20	LG	PUNTING	NO	YDS	AVG	In20	LG
R. Camarillo	9	452	50.2	0	60	M. Horan	5	245	49.0	3	54
						J. Elway	1	31	31.0	1	31
						Denver:	6	276	46.0	4	54

PUNT RETURN	NO	FC	YDS	AVG	LG	TD	PUNT RETURN	NO	FC	YDS	AVG	LG	TD
J. Fryar	2	0	13	6.5	9	0	V. Johnson	3	0	26	8.7	13	0
Patriots:	2	0	13	6.5	9	0	G. Willhite	1	1	9	9.0	9	0
							Denver:	4	1	35	8.8	13	0

KICKOFF RET.	NO	YDS	AVG	LG	TD	KICKOFF RET.	NO	YDS	AVG	LG	TD
S. Starring	2	31	15.5	21	0	K. Bell	3	63	21.0	35	0
Patriots:	2	31	15.5	21	0	G. Lang	1	21	21.0	21	0
						Denver:	4	84	21.0	35	0

PASSING	A	C	YDS	PCT.	TD	I	LG	S/YD	RATING
T. Eason	24	13	194	54.2	2	0	45t	6/44	108.7
Patriots:	24	13	194	54.2	2	0	45t	6/44	108.7

PASSING	A	C	YDS	PCT.	TD	I	LG	S/YD	RATING
J. Elway	32	13	257	40.6	1	2	49	1/4	53.8
Broncos:	32	13	257	40.6	1	2	49	1/4	53.8

TEAM STATISTICS	NE	DEN
TOTAL FIRST DOWNS	12	23
By Rushing	6	12
By Passing	6	9
By Penalty	0	2
Third Down: Md/Att.	2/12	5/15
Third Down: Eff.	17%	33%
TOTAL NET YARDS	271	441
Total Offensive Plays	54	75
Average Per Play	5.0	5.9
NET YARDS RUSHING	121	188
Total Rushing Plays	24	42
Avg. per Rush	5.0	4.5
NET YARDS PASSING	150	253
Sacked/Yards Lost	6/44	1/4
Gross Yards Passing	194	257
Att.-Comp.-I	24-13-0	32-13-2
Completion Pct.	51.2	40.6
PUNTS/AVERAGE	9/50.2	6/46.0
PENALTIES/YARDS	5/45	3/20
FUMBLES/BALLS LOST	1/0	0/0
FIELD GOALS	3/8	2/22

NE PATRIOTS STARTING LINEUP

WR	S. Morgan	DE	G. Veris
T	B. Holloway	NT	T. Williams
G	P. Fairchild	DE	B. Williams
C	P. Brock	LB	A. Tippet
G	R. Wooten	LB	J. Rembert
T	D. Haley	LB	L. McGrew
TE	G. Baty	LB	D. Blackmon
WR	J. Fryar	CB	E. Gibson
QB	T. Eason	CB	R. Clayborn
RB	T. Collins	S	R. James
FB	M. Tatupu	S	F. Marion

DENVER BRONCOS STARTING LINEUP

WR	V. Johnson	DE	R. Jones
T	D. Studdard	DL	G. Kragen
G	K. Bishop	DE	A. Townsend
C	B. Bryan	LB	J. Ryan
G	P. Howard	LB	K. Mecklenburg
T	K. Lanier	LB	R. Hunley
TE	J. Hackett	LB	T. Jackson
WR	S. Watson	CB	L. Wright
QB	J. Elway	CB	M. Harden
RB	S. Winder	S	S. Foley
FB	O. Mobley	S	R. Robbins

GAME NOTES

- Patriots WR Stanley Morgan recorded three catches for 100 yards and two touchdowns.
- Patriots QB Tony Eason earned a quarterback rating of 108.7 against the Broncos. It was his fourth rating over 100.0 in his five playoff games.

PLAYOFF GAME-BY-GAMES

1994 AFC WILD CARD GAME • CLEVELAND 20, NEW ENGLAND 13 • Cleveland Stadium
January 1, 1995 • Weather: 35 degrees; wind NW 15 mph • Attendance -77,452

	1	2	3	4	OT	F
New England Patriots	0	10	0	3	-	13
Cleveland Browns	3	7	7	3	-	20

TEAM	Q	PLAY	SCORE	
			Visitor	Home
Cleveland	1	M.Stover 30 yd field goal	0	3
NE	2	L.Thompson 13 yd pass from Bledsoe (Bahr kick)	7	3
Cleveland	2	M.Carrier 13 yd pass from Testaverde (Stover kick)	7	10
NE	2	M.Bahr 23 yd field goal	10	10
Cleveland	3	L.Hoard 10 yd run (Stover kick)	10	17
Cleveland	4	M.Stover 21 yd field goal	10	20
NE	4	M.Bahr 33 yd field goal	13	20

FINAL INDIVIDUAL STATISTICS

RUSHING	NO	YDS	AVG	LG	TD	RUSHING	NO	YDS	AVG	LG	TD
C. Croom	9	35	3.9	13	0	L. Hoard	17	66	3.9	10t	1
L. Thompson	4	16	4.0	8	0	E. Byner	10	30	3.0	5	0
K. Turner	1	4	4.0	4	0	V. Testaverde	5	19	3.8	9	0
D. Bledsoe	2	2	1.0	3	0	E. Metcalf	2	10	5.0	7	0
Patriots:	16	57	3.6	13	0	Cleveland:	34	125	3.7	10t	1

RECEIVING	NO	YDS	AVG	LG	TD	RECEIVING	NO	YDS	AVG	LG	TD
V. Brisby	6	83	13.8	18	0	M. Jackson	7	122	17.4	36	0
B. Coates	6	79	13.2	24	0	D. Alexander	5	69	13.8	23	0
L. Thompson	4	33	8.3	13t	1	F. Hartley	2	17	8.5	12	0
M. Timpson	2	20	10.0	13	0	E. Byner	2	16	8.0	10	0
C. Brown	1	21	21.0	21	0	M. Carrier	2	13	6.5	8	1
J. Burke	1	8	8.0	8	0	L. Hoard	1	25	25.0	25	0
K. Turner	1	7	7.0	7	0	B. Kinchen	1	6	6.0	6	0
C. Croom	1	5	5.0	5	0	Cleveland:	20	268	13.4	36	1
Patriots:	22	256	11.6	24	1						

INTERCEPTIONS	NO	YDS	AVG	LG	TD	INTERCEPTIONS	NO	YDS	AVG	LG	TD
Patriots:	0	0	0.0	0	0	E. Turner	1	28	28.0	28	0
						L. Riddick	1	16	16.0	16	0
						P. Johnson	1	3	3.0	3	0
						Cleveland:	3	47	15.7	28	0

PUNTING	NO	YDS	AVG	In20	LG	PUNTING	NO	YDS	AVG	In20	LG
P. O'Neill	4	169	42.3	3	51	T. Tupa	3	113	37.7	0	45

PUNT RETURN	NO	FC	YDS	AVG	LG	TD	PUNT RETURN	NO	FC	YDS	AVG	LG	TD
T. Brown	2	0	5	2.5	5	0	E. Metcalf	1	1	1	1.0	1	0
Patriots:	2	0	5	2.5	5	0	Cleveland:	1	1	1	1.0	1	0

KICKOFF RET.	NO	YDS	AVG	LG	TD	KICKOFF RET.	NO	YDS	AVG	LG	TD
R. Crittenden	1	28	28.0	28	0	E. Metcalf	2	46	23.0	27	0
C. Brown	0	0	0.0	0	0	B. Kinchen	1	24	24.0	24	0
Patriots:	5	99	19.8	28	0	Cleveland:	3	70	23.3	27	0

PASSING	A	C	YDS	PCT.	TD	I	LG	S/YD	RATING
D. Bledsoe	50	21	235	42.0	1	3	24	1/10	38.3
P. O'Neill	1	1	21	100.0	0	0	21	0/0	118.8
Patriots:	51	22	256	43.1	1	3	24	1/10	41.0

PASSING	A	C	YDS	PCT.	TD	I	LG	S/YD	RATING
V. Testaverde	30	20	268	66.7	1	0	36	2/14	106.0
Cleveland:	30	20	268	66.7	1	0	36	2/14	106.0

TEAM STATISTICS	NE	CLE
TOTAL FIRST DOWNS	20	22
By Rushing	6	8
By Passing	14	14
By Penalty	0	0
Third Down: Md/Att.	5/14	5/12
Third Down: Eff.	36%	42%
TOTAL NET YARDS	303	379
Total Offensive Plays	68	66
Average Per Play	4.5	5.7
NET YARDS RUSHING	57	125
Total Rushing Plays	16	34
Avg. per Rush	3.6	3.7
NET YARDS PASSING	246	254
Sacked/Yards Lost	1/10	2/14
Gross Yards Passing	256	268
Att.-Comp.-I	51-22-3	30-20-0
Completion Pct.	43.1	66.6
PUNTS/AVERAGE	4/42.3	3/37.7
PENALTIES/YARDS	3/21	4/25
FUMBLES/BALLS LOST	0/0	2/1
FIELD GOALS	23/33	30/50
		49. 21

NE PATRIOTS STARTING LINEUP

WR V. Brisby	DE M. Pitts
T B. Armstrong	NT R. Agnew
G B. Kratch	DE M. Jones
C M. Arthur	LB W. McGinest
G T. Rucci	LB V. Brown
T P. Harlow	LB M. Moore
TE B. Coates	LB C. Slade
WR M. Timpson	CB R. Reynolds
QB D. Bledsoe	CB M. Hurst
RB C. Croom	S H. Barnett
FB S. Gash	S M. Guyton

CLEVELAND BROWNS STARTING LINEUP

WR M. Jackson	DE R. Burnett
T T. Jones	DT B. Johnson
G D. Dawson	DL M.D. Perry
C S. Everitt	DE A. Pleasant
G B. Dahl	LB C. Banks
T O. Brown	LB P. Johnson
TE B. Kinchen	LB F. Stams
TE F. Hartley	CB A. Langham
WR D. Alexander	CB D. Griffin
QB V. Testaverde	S L. Riddick
RB E. Byner	S E. Turner

GAME NOTES

- The Patriots won their final seven games of the 1994 season to reach the playoffs for the first time since 1986.
- QB Drew Bledsoe completed 21 of 50 passes for 194 yards in his first playoff appearance.

PLAYOFF GAME-BY-GAMES

**1996 AFC DIVISIONAL PLAYOFFS • NEW ENGLAND 28, PITTSBURGH 3 • Foxboro Stadium
January 5, 1997 • Weather: 46 degrees; wind E 6 mph • Attendance - 60,188**

	1	2	3	4	OT	F
Pittsburgh Steelers	0	0	3	0	--	3
New England Patriots	14	7	0	7	--	28

TEAM	Q	PLAY	SCORE	
			Visitor	Home
NE	1	C.Martin 2 yd run (A.Vinatieri kick)	0	7
NE	1	K.Byars 34 yd pass from D.Bledsoe (A.Vinatieri kick)	0	14
NE	2	C.Martin 78 yd run (A.Vinatieri kick)	0	21
Pittsburgh	3	N.Johnson 29 yd Field Goal	3	21
NE	4	C.Martin 23 yd run (A.Vinatieri kick)	3	28

FINAL INDIVIDUAL STATISTICS

RUSHING	NO	YDS	AVG	LG	TD	RUSHING	NO	YDS	AVG	LG	TD
C. Martin	19	166	8.7	78t	3	J. Bettis	13	43	3.3	11	0
D. Meggett	2	18	9.0	14	0	F. McAfee	5	30	6.0	10	0
K. Byars	2	8	4.0	7	0	M. Tomczak	2	20	10.0	10	0
M. Grier	5	7	1.4	4	0	K. Stewart	4	19	4.8	10	0
S. Zolak	3	-4	-1.3	-1	0	J. Witman	3	11	3.7	14	0
D. Bledsoe	1	-1	-1.0	-1	0	Pittsburgh:	27	123	4.6	14	0
Patriots:	32	194	6.1	78t	3						

RECEIVING	NO	YDS	AVG	LG	TD	RECEIVING	NO	YDS	AVG	LG	TD
K. Byars	4	53	13.3	34t	1	A. Hastings	5	55	11.0	23	0
T. Glenn	3	69	23.0	53	0	K. Botkin	2	20	10.0	11	0
B. Coates	3	18	6.0	8	0	J. Arnold	2	16	8.0	11	0
R. Jefferson	3	18	6.0	9	0	E. Mills	2	15	7.5	8	0
C. Martin	2	9	4.5	6	0	F. McAfee	2	7	3.5	9	0
Patriots:	15	167	11.1	53	1	J. Bettis	2	-1	-0.5	2	0
						J. Witman	1	-2	-2.0	-2	0
						Pittsburgh:	16	110	6.9	23	0

INTERCEPTIONS	NO	YDS	AVG	LG	TD	INTERCEPTIONS	NO	YDS	AVG	LG	TD
W. Clay	1	14	14.0	14	0	C. Brown	1	0	0.0	0	0
L. Milloy	1	0	0.0	0	0	W. Williams	1	0	0.0	0	0
Patriots:	2	14	7.0	14	0	Pittsburgh:	2	0	0.0	0	0

PUNTING	NO	YDS	AVG	In20	LG	PUNTING	NO	YDS	AVG	In20	LG
T. Tupa	7	305	43.6	2	52	J. Miller	9	378	42.0	1	48

PUNT RETURN	NO	FC	YDS	AVG	LG	TD	PUNT RETURN	NO	FC	YDS	AVG	LG	TD
D. Meggett	7	2	72	10.3	14	0	J. Arnold	5	0	34	6.8	16	0
Patriots:	7	2	72	10.3	14	0	Pittsburgh:	5	0	34	6.8	16	0

KICKOFF RET.	NO	YDS	AVG	LG	TD	KICKOFF RET.	NO	YDS	AVG	LG	TD
T. Brown	2	54	27.0	29	0	E. Mills	5	99	19.8	36	0
Patriots:	2	54	27.0	29	0	Pittsburgh:	5	99	19.8	36	0

PASSING	A	C	YDS	PCT.	TD	I	LG	S/YD	RATING
D. Bledsoe	24	14	164	58.3	1	2	53	2/15	58.3
S. Zolak	2	1	3	50.0	0	0	3	0/0	50.0
Patriots:	26	15	167	57.7	1	2	53	2/15	57.7

PASSING	A	C	YDS	PCT.	TD	I	LG	S/YD	RATING
M. Tomczak	29	16	110	55.2	0	2	23	2/15	35.1
K. Stewart	10	0	0	0.0	0	0	0	1/5	39.6
Pittsburgh:	39	16	110	41.0	0	2	23	3/20	26.7

TEAM STATISTICS	NE	PIT
TOTAL FIRST DOWNS	17	12
By Rushing	9	7
By Passing	6	5
By Penalty	2	0
Third Down: Md/Att.	5/13	3/18
Third Down: Eff.	38%	17%
TOTAL NET YARDS	346	213
Total Offensive Plays	60	69
Average Per Play	5.8	3.1
NET YARDS RUSHING	194	123
Total Rushing Plays	32	27
Avg. per Rush	6.1	4.6
NET YARDS PASSING	152	90
Sacked/Yards Lost	2/15	3/20
Gross Yards Passing	167	110
Att.-Comp.-I	26-15-2	39-16-2
Completion Pct.	57.7	41.0
PUNTS/AVERAGE	7/43.6	9/42.0
PENALTIES/YARDS	2/21	3/15
FUMBLES/BALLS LOST	0/0	0/0
FIELD GOALS	None	29

NE PATRIOTS STARTING LINEUP

WR	S. Jefferson	DE	F. Collins
T	B. Armstrong	DL	M. Wheeler
G	W. Roberts	DL	P. Sagapolutele
C	D. Wohlabaugh	DE	W. McGinest
G	T. Rucci	LB	C. Slade
T	M. Lane	LB	T. Johnson
TE	B. Coates	LB	T. Collins
WR	T. Glenn	CB	T. Law
QB	D. Bledsoe	CB	O. Smith
RB	C. Martin	S	L. Milloy
FB	K. Byars	S	W. Clay

PITTSBURGH STEELERS STARTING LINEUP

WR	C. Johnson	DE	B. Johnson
T	J. Jackson	NT	J. Steed
G	W. Wolford	DE	K. Henry
C	D. Dawson	LB	J. Gildon
G	B. Stai	LB	L. Kirkland
T	J. Strzelczyk	LB	J. Olsavsky
TE	J. Hayes	LB	C. Brown
WR	A. Hastings	CB	R. Woodson
QB	M. Tomczak	CB	W. Williams
RB	J. Bettis	S	C. Lake
FB	T. Lester	S	D. Perry

GAME NOTES

- The Patriots earned their first home playoff win in team history, defeating the Steelers 28-3.
- New England's RB Curtis Martin set a Patriots playoff record with 166 rushing yards and three rushing touchdowns.
- Patriots' QB Drew Bledsoe completed his first seven passes for 123 yards and a touchdown.

PLAYOFF GAME-BY-GAMES

1996 AFC CHAMPIONSHIP GAME • NEW ENGLAND 20, JACKSONVILLE 6 • Foxboro Stadium
January 1 2, 1997 • Weather: 27 degrees; wind WNW 30 mph • Attendance -60,190

	1	2	3	4	OT	F
Jacksonville Jaguars	0	3	3	0	--	6
New England Patriots	7	6	0	7	--	20

TEAM	Q	PLAY	SCORE	
			Visitor	Home
NE	1	C.Martin 1 yd run (A.Vinatieri kick)	0	7
Jacksonville 2		M.Hollis 32 yd Field Goal (13-62,6:03)	3	7
NE	2	A.Vinatieri 29 yd Field Goal (4-7,1:29)	3	10
NE	2	A.Vinatieri 20 yd Field Goal (9-68,1:29)	3	13
Jacksonville 3		M.Hollis 28 yd Field Goal (9-27,5:39)	6	13
NE	4	O.Smith 47 yd fumble ret. (A.Vinatieri kick)	6	20

FINAL INDIVIDUAL STATISTICS

RUSHING	NO	YDS	AVG	LG	TD	RUSHING	NO	YDS	AVG	LG	TD
C. Martin	19	59	3.1	15	1	N. Means	19	43	2.3	9	0
D. Meggett	3	9	3.0	8	0	J. Stewart	7	40	5.7	16	0
D. Bledsoe	1	4	4.0	4	0	M. Brunell	6	34	5.7	14	0
K. Byars	1	1	1.0	1	0	B. Barker	1	-16	-16.0	-16	0
Patriots:	24	73	3.0	15	1	Jacksonville:	33	101	3.1	16	0

RECEIVING	NO	YDS	AVG	LG	TD	RECEIVING	NO	YDS	AVG	LG	TD
T. Glenn	5	33	6.6	11	0	P. Mitchell	7	63	9.0	13	0
S. Jefferson	4	91	22.8	38	0	K. McCardell	6	62	10.3	15	0
K. Byars	4	16	4.0	6	0	J. Smith	3	45	15.0	22	0
C. Martin	3	18	6.0	12	0	J. Stewart	2	8	4.0	8	0
D. Meggett	3	15	5.0	9	0	D. Brown	1	10	10.0	10	0
B. Coates	1	5	5.0	5	0	R. Barlow	1	2	2.0	2	0
Patriots:	20	178	8.9	38	0	Jacksonville:	20	190	9.5	22	0

INTERCEPTIONS	NO	YDS	AVG	LG	TD	INTERCEPTIONS	NO	YDS	AVG	LG	TD
T. Bruschi	1	12	12.0	12	0	A. Beasley	1	15	15.0	15	0
W. Clay	1	0	0	0	0	Jacksonville:	1	15	15.0	15	0
Patriots:	2	12	6.0	12	0						

PUNTING	NO	YDS	AVG	In20	LG	PUNTING	NO	YDS	AVG	In20	LG
T. Tupa	6	238	39.7	3	46	B. Barker	5	182	36.4	0	43

PUNT RETURN	NO	FC	YDS	AVG	LG	TD	PUNT RETURN	NO	FC	YDS	AVG	LG	TD
D. Meggett	3	1	29	9.7	12	0	C. Hudson	4	0	15	3.8	9	0
Patriots:	3	1	29	9.7	12	0	Jacksonville:	4	0	15	3.8	9	0

KICKOFF RET.	NO	YDS	AVG	LG	TD	KICKOFF RET.	NO	YDS	AVG	LG	TD
D. Meggett	3	52	17.3	18	0	B. Brooks	4	69	17.3	27	0
Patriots:	3	52	17.3	18	0	Jacksonville:	4	69	17.3	27	0

PASSING	A	C	YDS	PCT.	TD	I	LG	S/YD	RATING
D. Bledsoe	33	20	178	60.6	0	1	38	2/17	62.4
Patriots:	33	20	178	60.6	0	1	38	2/17	62.4

PASSING	A	C	YDS	PCT.	TD	I	LG	S/YD	RATING
M. Brunell	38	20	190	52.6	0	2	22	1/2	44.8
Jacksonville:	38	20	190	52.6	0	2	22	1/2	44.8

TEAM STATISTICS	NE	JAX
TOTAL FIRST DOWNS	13	18
By Rushing	6	6
By Passing	7	12
By Penalty	0	0
Third Down: Md/Att.	2/13	5/14
Third Down: Eff.	15%	36%
TOTAL NET YARDS	234	289
Total Offensive Plays	59	72
Average Per Play	4.0	4.0
NET YARDS RUSHING	73	101
Total Rushing Plays	24	33
Avg. per Rush	3.0	3.1
NET YARDS PASSING	161	188
Sacked/Yards Lost	2/17	1/2
Gross Yards Passing	178	190
Att.-Comp.-I	33-20-1	38-20-2
Completion Pct.	60.6	52.6
PUNTS/AVERAGE	6/39.7	5/36.4
PENALTIES/YARDS	2/5	4/23
FUMBLES/BALLS LOST	2/1	3/2
FIELD GOALS	29, 20, 46	32, 28

NE PATRIOTS STARTING LINEUP

TE J. Burke	DE F. Collins
T B. Armstrong	DL M. Wheeler
G W. Roberts	DL P. Sagapolutele
C D. Wohlabaugh	DE W. McGinest
G T. Rucci	LB C. Slade
M. Lane	LB T. Johnson
TE B. Coates	LB T. Collins
FB M. Grier	CB T. Law
QB D. Bledsoe	CB O. Smith
RB C. Martin	S L. Milloy
FB K. Byars	S W. Clay

JACKSONVILLE JAGUARS STARTING LINEUP

WR J. Smith	LE T. Brackens
T T. Boselli	DT C. Simmons
G B. Coleman	DT P. Frase
C D. Widell	DT D. Davey
G R. Tylski	DT J. Jurkovic
T L. Searcy	DE J. Lageman
TE D. Brown	LB B. Boyer
WR K. McCardell	LB T. McManus
QB M. Brunell	DB T. Davis
RB N. Means	DB D. Hall
TE P. Mitchell	DB R. Massey

GAME NOTES

- The Patriots defense forced four Jaguar turnovers, including a James Stewart fumble which CB Otis Smith returned for the Patriots' final score.
- New England's defense limited Jaguar RB Natrone Means to only 43 yards on 19 carries. Means had gained 315 yards in his two playoff games prior to the AFC Championship game.

PLAYOFF GAME-BY-GAMES

SUPER BOWL XXXI • GREEN BAY 35, NEW ENGLAND 21 • Superdome
January 26, 1 997 • Weather: Indoors • Attendance - 72,301

	1	2	3	4	OT	F
New England Patriots	14	0	7	0	--	21
Green Bay Packers	10	17	8	0	--	35

TEAM	Q	PLAY	SCORE	
			Visitor	Home
Green Bay	1	A.Rison 54 yd pass from Favre (Jacke kick)	0	7
Green Bay	1	C.Jacke 37 yd Field Goal	0	10
NE	1	K.Byars 1 yd pass from Bledsoe (Vinatieri kick)	7	10
NE	1	B.Coates 4 yd pass from Bledsoe (Vinatieri kick)	14	10
Green Bay	2	A.Freeman 81 yd pass from Favre (Jacke kick)	14	17
Green Bay	2	C.Jacke 31 yd Field Goal	14	20
Green Bay	2	B.Favre 2 yd run (C.Jacke kick)	14	27
NE	3	C.Martin 18 yd run (A.Vinatieri kick)	21	27
Green Bay	3	D.Howard 99 yd kickoff return (M.Chmura-Favre pass)	21	35

FINAL INDIVIDUAL STATISTICS

RUSHING	NO	YDS	AVG	LG	TD	RUSHING	NO	YDS	AVG	LG	TD
C. Martin	11	42	3.8	18t	1	D. Levens	14	61	4.4	12	0
D. Bledsoe	1	1	1.0	1	0	E. Bennett	17	40	2.4	10	0
D. Meggett	1	0	0	0	0	B. Favre	4	12	3.0	12	1
Patriots:	13	43	3.3	18t	1	W. Henderson	1	2	2.0	2	0
						Green Bay:	36	115	3.2	12	1

RECEIVING	NO	YDS	AVG	LG	TD	RECEIVING	NO	YDS	AVG	LG	TD
B. Coates	6	67	11.2	19	1	A. Freeman	3	105	35.0	81t	1
T. Glenn	4	62	15.5	44	0	D. Levens	3	23	7.7	14	0
K. Byars	4	42	10.5	32	1	A. Rison	2	77	38.5	54t	1
S. Jefferson	3	34	11.3	14	0	W. Henderson	2	14	7.0	8	0
C. Martin	3	28	9.3	20	0	M. Chmura	2	13	6.5	8	0
D. Meggett	3	8	2.7	5	0	K. Jackson	1	10	10.0	10	0
V. Brisby	2	12	6.0	7	0	E. Bennett	1	4	4.0	4	0
Patriots:	25	253	10.1	44	2	Green Bay:	14	246	17.6	81t	2

INTERCEPTIONS	NO	YDS	AVG	LG	TD	INTERCEPTIONS	NO	YDS	AVG	LG	TD
Patriots:	0	0	0.0	0	0	B. Williams	1	16	16.0	16	0
						M. Prior	1	8	8.0	8	0
						D. Evans	1	0	0	0	0
						C. Newsome	1	0	0	0	0
						Green Bay:	4	24	15.0	16	0

PUNTING	NO	YDS	AVG	In20	LG	PUNTING	NO	YDS	AVG	In20	LG
T. Tupa	8	361	45.1	3	53	C. Hentrich	7	299	42.7	1	58

PUNT RETURN	NO	FC	YDS	AVG	LG	TD	PUNT RETURN	NO	FC	YDS	AVG	LG	TD
D. Meggett	4	2	30	7.5	20	0	D. Howard	6	1	90	15.0	34	0
Patriots:	4	2	30	7.5	20	0	Green Bay:	6	1	90	15.0	34	0

KICKOFF RET.	NO	YDS	AVG	LG	TD	KICKOFF RET.	NO	YDS	AVG	LG	TD
D. Meggett	5	117	23.4	26	0	D. Howard	4	154	38.5	99t	1
H. Graham	1	18	18.0	18	0	Green Bay:	4	154	38.5	99t	1
Patriots:	6	135	22.5	26	0						

PASSING	A	C	YDS	PCT.	TD	I	LG	S/YD	RATING
D. Bledsoe	48	25	253	52.1	2	4	44	5/39	46.6
Patriots:	48	25	253	52.1	2	4	44	5/39	46.6

PASSING	A	C	YDS	PCT.	TD	I	LG	S/YD	RATING
B. Favre	27	14	246	51.9	2	0	81t	5/38	107.9
Green Bay:	27	14	246	51.9	2	0	81t	5/38	107.9

TEAM STATISTICS	NE	GB
TOTAL FIRST DOWNS	16	16
By Rushing	3	8
By Passing	12	6
By Penalty	1	2
Third Down: Md/Att.	4/14	3/15
Third Down: Eff.	29%	20%
TOTAL NET YARDS	257	323
Total Offensive Plays	66	68
Avg. per Play	3.9	4.8
NET YARDS RUSHING	43	115
Total Rushing Plays	13	36
Avg. per Rush	3.3	3.2
NET YARDS PASSING	214	208
Sacked/Yards Lost	5/39	5/38
Gross Yards Passing	253	246
Att.-Comp.-Int	48-25-4	27-14-0
Completion Pct.	52.1	51.9
PUNTS/AVERAGE	8/45.1	7/42.7
PENALTIES/YARDS	2/22	3/41
FUMBLES/BALLS LOST	0/0	0/0
FIELD GOALS	None	37.3147

NE PATRIOTS STARTING LINEUP

WR	S. Jefferson	DE	F. Collins
T	B. Armstrong	DL	M. Wheeler
G	W. Roberts	DL	P. Sagapolutele
C	D. Wohlabaugh	DE	W. McGinest
G	T. Rucci	LB	C. Slade
T	M. Lane	LB	T. Johnson
TE	B. Coates	LB	T. Collins
WR	T. Glenn	CB	T. Law
QB	D. Bledsoe	CB	O. Smith
RB	C. Martin	S	L. Milloy
FB	K. Byars	S	W. Clay

GREEN BAY PACKERS STARTING LINEUP

WR	A. Freeman	LE	R. White
T	B. Wilkerson	DT	S. Dotson
G	A. Taylor	NT	Gi. Brown
C	F. Winters	DE	S. Jones
G	A. Timmerman	LB	W. Simmons
T	E. Dotson	LB	R. Cox
TE	M. Chmura	LB	B. Williams
WR	A. Rison	CB	C. Newsome
QB	B. Favre	CB	D. Evans
RB	E. Bennett	S	L. Butler
RB	W. Henderson	S	E. Robinson

GAME NOTES

- This game marked the third of six championship games involving the Patriots. (1963 AFC Championship, Super Bowls XX, XXXVI, XXXVIII and XXXIX)
- The two teams combined for a Super Bowl record 24 points in the first quarter. (New England - 14; Green Bay - 10)
- Green Bay's Desmond Howard became the first special teams player to be awarded the Super Bowl MVP trophy.

PLAYOFF GAME-BY-GAMES

1997 AFC WILD CARD GAME • NEW ENGLAND 17, MIAMI 3 • Foxboro Stadium
December 28, 1997 • Weather: 35 degrees; wind N 15 mph • Attendance - 60,041

		1	2	3	4	OT	F
Miami		0	0	0	3	--	3
New England		0	7	10	0	--	17

		SCORE	
TEAM	Q PLAY	Visitor	Home
NE	2 T. Brown 24 yd pass from Bledsoe (Vinatieri kick)	0	7
NE	3 T. Collins 40 yd interception return (Vinatieri kick)	0	14
NE	3 A. Vinatieri 22 yd field goal	0	17
Dolphins	4 O. Mare 38 yd field goal	3	17

FINAL INDIVIDUAL STATISTICS

RUSHING	NO	YDS	AVG	LG	TD	RUSHING	NO	YDS	AVG	LG	TD
D. Cullors	22	86	3.9	13	0	B. Parmalee	9	22	2.4	5	0
M. Grier	6	16	2.7	10	0	K. Abdul-Jabbar	5	16	3.2	15	0
D. Bledsoe	2	4	2.0	4	0	J. McPhail	1	4	4.0	4	0
D. Meggett	1	2	2.0	2	0	D. Marino	1	2	2.0	2	0
Patriots:	31	108	3.5	13	0	S. Pritchett	1	-2	-2.0	-2	0
						Miami:	17	42	2.5	15	0

RECEIVING	NO	YDS	AVG	LG	TD	RECEIVING	NO	YDS	AVG	LG	TD
T. Glenn	4	57	14.3	24	0	J. McPhail	5	28	5.6	16	0
B. Coates	4	25	6.3	9	0	L. Thomas	3	62	20.7	42	0
T. Brown	2	32	16.0	24t	1	B. Parmalee	3	13	4.3	9	0
D. Meggett	2	11	5.5	14	0	OJ McDuffie	3	6	2.0	5	0
S. Jefferson	1	7	7.0	7	0	B. Perriman	1	13	13.0	13	0
L. Purnell	1	4	4.0	4	0	C. Jordan	1	11	11.0	11	0
S. Gash	1	3	3.0	3	0	T. Drayton	1	8	8.0	8	0
D. Cullors	1	0	0.0	0	0	Miami:	17	141	8.3	42	0
Patriots:	16	139	8.7	24t	1						

INTERCEPTIONS	NO	YDS	AVG	LG	TD	INTERCEPTIONS	NO	YDS	AVG	LG	TD
T. Collins	1	40	40.0	40t	1	Miami:	0	0	0.0	0	0
C. Slade	1	22	22.0	22	0						
Patriots:	2	62	31.0	40	1						

PUNTING	NO	YDS	AVG	In20	LG	PUNTING	NO	YDS	AVG	In20	LG
T. Tupa	7	257	36.7	1	49	J. Kidd	7	262	37.4	1	47

PUNT RETURN	NO	FC	YDS	AVG	LG	TD	PUNT RETURN	NO	FC	YDS	AVG	LG	TD
D. Meggett	1	0	10	10.0	10	0	OJ McDuffie	4	2	34	0.0	12	0
T. Brown	1	2	0	0.0	0	0	T. Buckley	1	0	11	0.0	11	0
Patriots:	2	2	10	5.0	10	0	Miami:	5	2	45	9.0	12	0

KICKOFF RET.	NO	YDS	AVG	LG	TD	KICKOFF RET.	NO	YDS	AVG	LG	TD
D. Cullors	1	17	17.0	17	0	C. Harris	3	77	25.7	40	0
Patriots:	1	17	17.0	17	0	Miami:	3	77	25.7	40	0

PASSING	A	C	YDS	PCT.	TD	I	LG	S/YD	RATING
D. Bledsoe	32	16	139	50.0	1	0	24t	3/19	72.3
Patriots:	32	16	139	50.0	1	0	24t	3/19	72.3

PASSING	A	C	YDS	PCT.	TD	I	LG	S/YD	RATING
D. Marino	43	17	141	39.5	0	2	42	4/21	29.3
Miami:	43	17	141	39.5	0	2	42	4/21	29.3

TEAM STATISTICS	NE	MIA
TOTAL FIRST DOWNS	15	10
By Rushing	7	2
By Passing	7	6
By Penalty	1	2
Third Down: Md/Att.	7/17	5/17
Third Down: Eff.	41%	29%
TOTAL NET YARDS	228	162
Total Offensive Plays	66	64
Avg. per Play	3.5	2.5
NET YARDS RUSHING	108	42
Total Rushing Plays	31	17
Avg. per Rush	3.5	2.5
NET YARDS PASSING	120	120
Sacked/Yards Lost	3/19	4/21
Gross Yards Passing	139	141
Att.-Comp.-Int	32-16-0	43-17-2
Completion Pct.	50.0	39.5
PUNTS/AVERAGE	7/36.7	7/37.4
PENALTIES/YARDS	5/31	5/21
FUMBLES/BALLS LOST	2/0	2/1
FIELD GOALS	48.47, 22	38

NE PATRIOTS STARTING LINEUP

WR S. Jefferson	DE C. Sullivan
T B. Armstrong	DL M. Wheeler
G M. Lane	DL H. Thomas
C D. Wohlabaugh	DE W. McGinest
G T. Rucci	LB C. Slade
T Z. Moss	LB T. Johnson
TE B. Coates	LB T. Collins
WR T. Glenn	CB T. Law
QB D. Bledsoe	CB J. Hitchcock
RB D. Cullors	S L. Milloy
FB K. Byars	S W. Clay

MIAMI DOLPHINS STARTING LINEUP

WR L. Thomas	LE T. Armstrong
T R. Webb	DT T. Bowens
G J. Buckley	NT D. Gardner
C T. Ruddy	DE J. Taylor
G E. McIver	LB A. Harris
T J. Brown	LB Z. Thomas
TE T. Drayton	LB D. Hollier
WR OJ McDuffie	CB T. Buckley
QB D. Marino	CB S. Madison
RB B. Parmalee	S S. Wooden
RB S. Pritchett	S C. Jackson

GAME NOTES

- The Patriots victory marked their third consecutive home playoff win.
- New England held the Dolphins to only three points, the lowest total in Patriots' playoff history (tied with Jan. 5, 1997, vs. Pittsburgh). They also limited Miami's offense to 162 yards, the lowest total in team playoff history.
- New England did not turn the ball over, while forcing Miami into two interceptions and a fumble. One interception was returned 40-yards for a touchdown by LB Todd Collins.

PLAYOFF GAME-BY-GAMES

1997 AFC DIVISIONAL PLAYOFFS • PITTSBURGH 7, NEW ENGLAND 6 • Three Rivers Stadium
January 3, 1998 • Weather: 55 degrees; wind SW 12 mph • Attendance - 61,228

	1	2	3	4	OT	F
New England	0	3	0	3	--	6
Pittsburgh	7	0	0	0	--	7

TEAM	Q	PLAY	SCORE	
			Visitor	Home
Pittsburgh	1	K. Stewart 40 yd run (Johnson kick)	0	7
NE	2	A. Vinatieri 31 yd field goal	3	7
NE	4	A. Vinatieri 46 yd field goal	6	7

FINAL INDIVIDUAL STATISTICS

RUSHING	NO	YDS	AVG	LG	TD	RUSHING	NO	YDS	AVG	LG	TD
S. Shaw	10	22	2.2	9	0	K. Stewart	11	68	6.2	40t	1
D. Cullors	7	18	2.6	8	0	J. Bettis	25	67	2.7	14	0
D. Bledsoe	2	-4	-2.0	3	0	F. McAfee	1	10	10.0	10	0
Patriots:	19	36	1.9	9	0	Pittsburgh:	37	145	3.9	40t	1

RECEIVING	NO	YDS	AVG	LG	TD	RECEIVING	NO	YDS	AVG	LG	TD
S. Jefferson	9	104	11.6	19	0	C. Hawkins	4	28	7.0	9	0
T. Glenn	5	96	19.2	39	0	Y. Thigpen	3	54	18.0	28	0
V. Brisby	3	37	12.3	20	0	C. Johnson	3	28	9.3	10	0
K. Byars	2	1	0.5	2	0	T. Lester	2	3	1.5	3	0
S. Shaw	1	13	13.0	13	0	W. Blackwell	1	14	14.0	14	0
T. Brown	1	6	6.0	6	0	J. Bettis	1	7	7.0	7	0
S. Gash	1	6	6.0	6	0	Pittsburgh:	14	134	9.6	28	0
D. Cullors	1	1	1.0	1	0						
Patriots:	23	264	11.5	39	0						

INTERCEPTIONS	NO	YDS	AVG	LG	TD	INTERCEPTIONS	NO	YDS	AVG	LG	TD
S. Israel	1	0	0.0	0	0	C. Scott	1	27	27.0	27	0
Patriots:	1	0	0.0	0	0	L. Kirkland	1	21	21.0	21	0
						Pittsburgh:	2	48	24.0	27	0

PUNTING	NO	YDS	AVG	In20	LG	PUNTING	NO	YDS	AVG	In20	LG
T. Tupa	7	294	42.0	2	54	J. Miller	9	294	32.7	4	46

PUNT RETURN	NO	FC	YDS	AVG	LG	TD	PUNT RETURN	NO	FC	YDS	AVG	LG	TD
D. Meggett	3	2	24	8.0	10	0	W. Blackwell	4	0	78	19.5	58	0
Patriots:	3	2	24	8.0	10	0	C. Hawkins	0	1	0	0.0	0	0
							Pittsburgh:	4	1	78	19.5	58	0

KICKOFF RET.	NO	YDS	AVG	LG	TD	KICKOFF RET.	NO	YDS	AVG	LG	TD
C. Canty	2	36	18.0	23	0	W. Blackwell	3	36	12.0	18	0
Patriots:	2	36	18.0	23	0	A. Coleman	0	8	--	8	0
						Pittsburgh:	3	44	14.7	18	0

PASSING	A	C	YDS	PCT.	TD	I	LG	S/YD	RATING
D. Bledsoe	44	23	264	52.3	0	2	39	2/20	51.7
Patriots:	44	23	264	52.3	0	2	39	2/20	51.7

PASSING	A	C	YDS	PCT.	TD	I	LG	S/YD	RATING
K. Stewart	31	14	134	45.2	0	1	28	2/0	44.3
Pittsburgh:	31	14	134	45.2	0	1	28	2/0	44.3

TEAM STATISTICS	NE	PIT
TOTAL FIRST DOWNS	15	16
By Rushing	1	6
By Passing	14	8
By Penalty	0	2
Third Down: Md/Att.	6/15	8/18
Third Down: Eff.	40%	44%
TOTAL NET YARDS	280	279
Total Offensive Plays	65	70
Avg. per Play	4.3	4.0
NET YARDS RUSHING	36	145
Total Rushing Plays	19	37
Avg. per Rush	1.9	3.9
NET YARDS PASSING	244	134
Sacked/Yards Lost	2/20	2/0
Gross Yards Passing	264	134
Att./Comp./Int.	44-23-2	31-14-1
Completion Pct.	52.3	45.2
PUNTS/AVERAGE	7/42.0	9/32.7
PENALTIES/YARDS	7/68	5/41
FUMBLES/BALLS LOST	2/2	0/0
FIELD GOALS	31, 46	None

NE PATRIOTS STARTING LINEUP

WR S. Jefferson	DE C. Sullivan
T B. Armstrong	DL M. Wheeler
G M. Lane	DL H. Thomas
C D. Wohlabaugh	DE W. McGinest
G T. Rucci	LB C. Slade
T Z. Moss	LB T. Johnson
TE B. Coates	LB T. Collins
WR T. Glenn	CB T. Law
QB D. Bledsoe	CB J. Hitchcock
RB D. Cullors	S L. Millroy
FB S. Gash	S W. Clay

PITTSBURGH STEELERS STARTING LINEUP

WR Y. Thigpen	LE N. Harrison
T J. Jackson	DT J. Steed
G W. Wolford	DE K. Henry
C D. Dawson	LB J. Gildon
G B. Stai	LB L. Kirkland
T J. Strzelczyk	LB E. Holmes
TE M. Bruener	LB D. Jones
WR C. Johnson	CB C. Scott
QB K. Stewart	CB C. Lake
RB T. Lester	S M. Bell
RB J. Bettis	S D. Perry

GAME NOTES

• Patriots K Adam Vinatieri accounted for all the Patriots scoring, connecting on two field goals (31 and 46 yards).

• Patriots WR Shawn Jefferson caught a then team playoff record nine passes for 104 yards.

PLAYOFF GAME-BY-GAMES

1998 AFC WILD CARD GAME • JACKSONVILLE 25, NEW ENGLAND 10 • Alltel Stadium
January 3, 1999 • Weather: 60 degrees; wind W 10 mph • Attendance -71,139

	1	2	3	4	OT	F
New England	0	0	7	3	--	10
Jacksonville	6	6	0	13	--	25

TEAM	Q	PLAY	Visitor	Home
Jacksonville	1	M. Hollis 35 yd field goal	0	3
Jacksonville	1	M. Hollis 24 yd field goal	0	6
Jacksonville	2	F. Taylor 13 yd run (two-point attempt failed)	0	12
NE	3	R. Edwards 1 yd run (Vinatieri kick)	7	12
NE	4	A. Vinatieri 27 yd field goal	10	12
Jacksonville	4	J. Smith 37 yd pass from Brunell (Hollis kick)	10	19
Jacksonville	4	M. Hollis 34 yd field goal	10	22
Jacksonville	4	M. Hollis 21 yd field goal	10	25

FINAL INDIVIDUAL STATISTICS

RUSHING	NO	YDS	AVG	LG	TD	RUSHING	NO	YDS	AVG	LG	TD
Edwards	17	28	1.6	7	1	F. Taylor	33	162	4.9	46	1
S. Shaw	1	4	4.0	4	0	M. Brunell	4	-2	-0.5	0	0
T. Carter	1	3	3.0	3	0	Jacksonville:	37	160	4.3	46	1
Patriots:	19	35	1.8	7	1						

RECEIVING	NO	YDS	AVG	LG	TD	RECEIVING	NO	YDS	AVG	LG	TD
T. Brown	4	46	11.5	21	0	K. McCardell	6	72	12.0	19	0
S. Jefferson	4	30	7.5	10	0	J. Smith	5	56	11.2	37	1
T. Simmons	3	42	14.0	16	0	P. Mitchell	1	22	22.0	22	0
R. Edwards	3	33	11.0	17	0	D. Jones	1	8	8.0	8	0
D. Cullors	2	17	8.5	13	0	D. Shelton	1	3	3.0	3	0
B. Coates	2	10	5.0	8	0	Jacksonville:	14	161	11.5	37	1
T. Carter	2	3	1.5	3	0						
L. Purnell	1	9	9.0	9	0						
Patriots:	21	190	9.0	21	0						

INTERCEPTIONS	NO	YDS	AVG	LG	TD	INTERCEPTIONS	NO	YDS	AVG	LG	TD
Patriots:	0	0	0.0	0	0	C. Hudson	1	17	17.0	17	0
						Jacksonville:	1	17	17.0	17	0

PUNTING	NO	YDS	AVG	In20	LG	PUNTING	NO	YDS	AVG	In20	LG
T. Tupa	8	378	47.3	1	58	B. Barker	6	269	44.8	1	60

PUNT RETURN	NO	FC	YDS	AVG	LG	TD	PUNT RETURN	NO	FC	YDS	AVG	LG	TD
T. Brown	4	0	27	6.8	17	0	R. Barlow	7	0	72	10.3	14	0
Patriots:	4	0	27	6.8	17	0	Jacksonville:	7	0	72	10.3	14	0

KICKOFF RET.	NO	YDS	AVG	LG	TD	KICKOFF RET.	NO	YDS	AVG	LG	TD
D. Cullors	6	64	10.7	21	0	R. Barlow	3	66	22.0	25	0
S. Shaw	1	14	14.0	14	0	Jacksonville:	3	66	22.0	25	0
Patriots:	7	78	11.1	21	0						

PASSING	A	C	YDS	PCT.	TD	I	LG	S/YD	RATING
S. Zolak	44	21	190	47.7	0	1	21	2/19	50.4
Patriots:	44	21	190	47.7	0	1	21	2/19	50.4

PASSING	A	C	YDS	PCT.	TD	I	LG	S/YD	RATING
M. Brunell	34	14	161	41.1	1	0	37	2/13	65.9
Jacksonville:	34	14	161	41.1	1	0	37	2/13	65.9

TEAM STATISTICS	NE	JAX
TOTAL FIRST DOWNS	14	17
By Rushing	3	6
By Passing	11	9
By Penalty	0	2
Third Down: Md/Att.	5/15	7/18
Third Down: Eff.	33%	39%
TOTAL NET YARDS	206	308
Total Offensive Plays	65	73
Avg. per Play	3.2	4.2
NET YARDS RUSHING	35	160
Total Rushing Plays	19	37
Avg. per Rush	1.8	4.3
NET YARDS PASSING	171	148
Sacked/Yards Lost	2/19	2/13
Gross Yards Passing	190	161
Att./Comp./Int	44/21/1	34/14/0
Completion Pct.	47.7	41.2
PUNTS/AVERAGE	8/47.3	6/44.8
PENALTIES/YARDS	6/50	4/35
FUMBLES/BALLS LOST	4/2	1/0
FIELD GOALS	27	35.24, 34.21

NE PATRIOTS STARTING LINEUP

WR	S. Jefferson	DE	F. Collins
T	B. Armstrong	DT	C. Eaton
G	M. Lane	DT	H. Thomas
C	D. Wohlabaugh	DE	W. McGinest
G	T. Rucci	LB	C. Slade
T	Z. Moss	LB	M. Moore
TE	B. Coates	LB	T. Bruschi
TE	R. Rutledge	CB	T. Law
QB	S. Zolak	CB	S. Israel
RB	R. Edwards	S	L. Milloy
FB	T. Carter	S	W. Clay

JACKSONVILLE JAGUARS STARTING LINEUP

WR	J. Smith	LE	J. Smeenge
T	T. Boselli	DT	J. Jurkovic
G	B. Coleman	DT	K. Pritchett
C	J. Wade	DE	E. Curry
G	B. DeMarco	LB	B. Paup
T	L. Searcy	LB	B. Schwartz
TE	P. Mitchell	LB	K. Hardy
WR	K. McCardell	CB	A. Beasley
QB	M. Brunell	CB	D. Thomas
RB	F. Taylor	S	D. Darius
RB	D. Shelton	S	C. Hudson

GAME NOTES

- This was the Patriots sixth playoff game in three years and it marked the third consecutive season they qualified for postseason play.
- Despite playing without four starters, the Patriots trailed by only two points, 12-10, early in the fourth quarter.
- Jacksonville's RB Fred Taylor rushed for 162 yards on 33 carries, the second highest total recorded against the Patriots in playoff history.

PLAYOFF GAME-BY-GAMES

2001 AFC DIVISIONAL PLAYOFFS • NEW ENGLAND 16, OAKLAND 13 OT • Foxboro Stadium
January 19, 2002 • Weather: 25 degrees; Snow; wind NE 3 mph • Attendance - 60,292

	1	2	3	4	OT	F
Oakland Raiders	0	7	6	0	0	13
New England Patriots	0	0	3	10	3	16

TEAM	Q	PLAY	SCORE	
			Visitor	Home
Oakland	2	J. Jett 13 yd pass from R. Gannon (S. Janikowski kick)	7	0
NE	3	A. Vinatieri 23 yd field goal	7	3
Oakland	3	S. Janikowski 38 yd field goal	10	3
Oakland	3	S. Janikowski 45 yd field goal	13	3
NE	4	T. Brady 6 yd run (A. Vinatieri kick)	13	10
NE	4	A. Vinatieri 45 yd field goal	13	13
NE	OT	A. Vinatieri 23 yd field goal	13	16

FINAL INDIVIDUAL STATISTICS

RUSHING	NO	YDS	AVG	LG	TD	RUSHING	NO	YDS	AVG	LG	TD
C. Garner	17	64	3.8	12	0	A. Smith	20	65	3.3	12	0
T. Wheatley	4	5	1.3	2	0	T. Brady	5	16	3.2	6t	1
Z. Crockett	3	3	1.0	2	0	J. Redmond	3	-3	-3.0	0	0
T. Kirby	1	3	3.0	3	0	T. Brown	1	-9	-9.0	-9	0
R. Gannon	5	2	0.4	5	0	K. Faulk	1	-1	-1.0	-1	0
Raiders:	30	77	2.6	12	0	Patriots:	30	68	2.3	12	1

RECEIVING	NO	YDS	AVG	LG	TD	RECEIVING	NO	YDS	AVG	LG	TD
T. Brown	5	42	8.4	19	0	J. Wiggins	10	68	6.8	22	0
J. Rice	4	48	12.0	22	0	D. Patten	8	107	13.4	25	0
C. Garner	4	32	8.0	12	0	T. Brown	4	43	10.8	29	0
J. Jett	2	23	11.5	13t	1	J. Redmond	4	43	10.8	20	0
J. Brigham	1	10	10.0	10	0	M. Edwards	3	29	9.7	13	0
J. Porter	1	4	4.0	4	0	K. Faulk	3	22	7.3	8	0
Raiders:	17	159	9.4	22	1	Patriots:	32	312	9.8	29	0

INTERCEPTIONS	NO	YDS	AVG	LG	TD	INTERCEPTIONS	NO	YDS	AVG	LG	TD
J. Harris	1	5	5.0	5	0	Patriots:	0	0	0.0	0	0

PUNTING	NO	YDS	AVG	IN20	LG	PUNTING	NO	YDS	AVG	IN20	LG
S. Lechler	9	352	39.1	1	51	K. Walter	8	280	35.0	1	43

PUNT RETURN						PUNT RETURN							
NO	FCYDS	AVG	LG	TD		NO	FCYDS	AVG	LG	TD			
C. Woodson	1	2	-3	-3.0	-3	0	T. Brown	5	0	49	9.8	27	0

KICKOFF RET.	NO	YDS	AVG	LG	TD	KICKOFF RET.	NO	YDS	AVG	LG	TD
T. Kirby	4	91	22.8	26	0	P. Pass	5	95	19.0	24	0

PASSING	A	C	YDS	PCT.	TD	I	LG	S/YD	RATING
R. Gannon	31	17	159	54.8	1	0	22	1/6	79.9
Raiders:	31	17	159	54.8	1	0	22	1/6	79.9

PASSING	A	C	YDS	PCT.	TD	I	LG	S/YD	RATING
T. Brady	52	32	312	61.5	0	1	29	2/15	70.4
Patriots:	52	32	312	61.5	0	1	29	2/15	70.4

TEAM STATISTICS	OAK	NE
TOTAL FIRST DOWNS	14	22
By Rushing	4	5
By Passing	10	17
By Penalty	0	0
Third Down: Md/Att.	4/15	4/16
Third Down: Eff.	27%	25%
TOTAL NET YARDS	230	365
Total Offensive Plays	62	84
Avg. per Play	3.7	4.3
NET YARDS RUSHING	77	68
Total Rushing Plays	30	30
Avg. per Rush	2.6	2.3
NET YARDS PASSING	153	297
Sacked/Yards Lost	1/6	2/15
Gross Yards Passing	159	312
Att.-Comp.-Int	31-17-0	52-32-1
Completion Pct.	54.8	61.5
PUNTS/AVERAGE	9/39.1	8/35.0
PENALTIES/YARDS	4/20	1/15
FUMBLES/BALLS LOST	0/0	3/0
FIELD GOALS	38, 45	23, 45, 23

NE PATRIOTS STARTING LINEUP

WR T. Brown	LE B. Hamilton
LT M. Light	DT B. Mitchell
LG M. Compton	DT R. Parker
C D. Woody	RE A. Pleasant
RG J. Andruzzi	OLB M. Vrabel
RT G. Robinson-Randall	MLB T. Bruschi
TE R. Rutledge	OLB R. Phifer
WR D. Patten	LCB T. Law
QB T. Brady	RCB O. Smith
FB M. Edwards	SS L. Milloy
RB A. Smith	FS T. Jones

OAKLAND RAIDERS STARTING LINEUP

WR T. Brown	LE R. Upshaw
LT B. Sims	DT R. Coleman
LG S. Wisnewski	DT G. Jackson
C A. Treu	RE T. Bryant
RG F. Middleton	OLB W. Thomas
RT L. Kennedy	MLB G. Biekert
TE R. Williams	OLB E. Alexander
WR J. Rice	LCB C. Woodson
QB R. Gannon	RCB E. Allen
FB J. Ritchie	SS J. Harris
RB C. Garner	FS A. Dorsett

GAME NOTES

- In the final game at Foxboro Stadium, the Patriots rallied from behind for a memorable win on a snow-covered field to advance to the AFC Championship Game.
- Kicker Adam Vinatieri nailed a 45-yard field goal through heavy snow to tie the game and force overtime after the Patriots had trailed 13-3 in the fourth quarter. Vinatieri later kicked a game-winning, 23-yard field goal in the extra period.
- Quarterback Tom Brady set Patriots single-game playoff records for yards passing (312), passing attempts (52) and pass completions (32).

PLAYOFF GAME-BY-GAMES

**2001 AFC CHAMPIONSHIP GAME • NEW ENGLAND 24, PITTSBURGH 17 • Heinz Field
January 27, 2002 • 50 degrees; wind SW 16 mph • Attendance -64,704**

	1	2	3	4	OT	F
New England Patriots	7	7	7	3	—	24
Pittsburgh Steelers	0	3	14	0	—	17

TEAM	Q	PLAY	SCORE	
			Visitor	Home
NE	1	T. Brown 55 yd punt return (A. Vinatieri kick)	7	0
Pittsburgh	2	K. Brown 30 yd field goal	7	3
NE	2	D. Patten 11 yd pass from D. Bledsoe (A. Vinatieri kick)	14	3
NE	3	A. Harris 49 yd blocked field goal return (A. Vinatieri kick)	21	3
Pittsburgh	3	J. Bettis 1 yd run (K. Brown kick)	21	10
Pittsburgh	3	A. Zereoue 11 yd run (K. Brown kick)	21	17
NE	4	A. Vinatieri 44 yd field goal	24	17

FINAL INDIVIDUAL STATISTICS

RUSHING	NO	YDS	AVG	LG	TD	RUSHING	NO	YDS	AVG	LG	TD
A. Smith	15	47	3.1	19	0	K. Stewart	8	41	5.1	34	0
Pittsburgh	3	13	4.3	7	0	A. Zereoue	4	11	2.8	11	1
J. Redmond	2	3	1.5	2	0	J. Bettis	9	8	0.9	4	1
T. Brady	2	3	1.5	2	0	H. Ward	1	-2	-2.0	-2	0
M. Edwards	1	3	3.0	3	0	Steelers:	22	58	2.6	34	2
D. Bledsoe	4	1	0.3	4	0						
Patriots:	25	67	2.7	19	0						

RECEIVING	NO	YDS	AVG	LG	TD	RECEIVING	NO	YDS	AVG	LG	TD
T. Brown	8	121	15.1	28	0	H. Ward	6	64	10.7	24	0
D. Patten	4	39	9.8	15	1	P. Burress	5	67	13.4	16	0
M. Edwards	4	26	6.5	7	0	A. Zereoue	4	50	12.5	19	0
C. Johnson	2	22	11.0	15	0	J. Bettis	2	23	11.5	12	0
J. Wiggins	2	7	3.5	4	0	T. Edwards	2	16	8.0	9	0
J. Redmond	2	2	1.0	7	0	D. Kreidler	2	13	6.5	9	0
Patriots:	22	217	9.9	28	1	M. Cushing	1	10	10.0	10	0

INTERCEPTIONS	NO	YDS	AVG	LG	TD	INTERCEPTIONS	NO	YDS	AVG	LG	TD
T. Jones	1	19	19.0	19	0	Steelers:	0	0	0.0	0	0
L. Milloy	1	11	11.0	11	0						
T. Buckley	1	0	0.0	0	0						
Patriots:	3	30	10.0	19	0						

PUNTING	NO	YDS	AVG	IN20	LG	PUNTING	NO	YDS	AVG	IN20	LG
K. Walter	7	274	39.1	2	52	J. Miller	6	258	43.0	2	53

PUNT RETURN	NO	FCYDS	AVG	LG	TD	PUNT RETURN	NO	FCYDS	AVG	LG	TD		
T. Brown	3	1	80	26.7	55t	1	T. Edwards	3	0	29	9.7	28	0

KICKOFF RET.	NO	YDS	AVG	LG	TD	KICKOFF RET.	NO	YDS	AVG	LG	TD
P. Pass	3	83	27.7	35	0	T. Edwards	5	86	17.2	26	0

PASSING	A	C	YDS	PCT.	TD	I	LG	S/YD	RATING
D. Bledsoe	21	10	102	47.6	1	0	18	2/11	77.9
T. Brady	18	12	115	66.7	0	0	28	2/14	84.3
Patriots:	39	22	217	56.4	1	0	28	4/25	

PASSING	A	C	YDS	PCT.	TD	I	LG	S/YD	RATING
K. Stewart	42	24	255	57.1	0	3	24	3/7	45.2
Steelers:	42	24	255	57.1	0	3	24	3/7	45.2

TEAM STATISTICS	NE	PIT
TOTAL FIRST DOWNS	15	23
By Rushing	4	4
By Passing	11	14
By Penalty	0	5
Third Down: Md/Att.	6/17	4/14
Third Down: Eff.	35%	29%
TOTAL NET YARDS	259	306
Total Offensive Plays	68	67
Avg. per Play	3.8	4.6
NET YARDS RUSHING	67	58
Total Rushing Plays	25	22
Avg. per Rush	2.7	2.6
NET YARDS PASSING	192	248
Sacked/Yards Lost	4/25	3/7
Gross Yards Passing	217	255
Att.-Comp.-Int	39-22-0	42-24-3
Completion Pct.	56.4	57.1
PUNTS/AVERAGE	7/39.1	6/43.0
PENALTIES/YARDS	12/87	3/25
FUMBLES/BALLS LOST	0/0	2/1
FIELD GOALS	44, 50	30, 34

NE PATRIOTS STARTING LINEUP			
WR	T. Brown	LE	B. Hamilton
LT	M. Light	NT	R. Seymour
LG	M. Compton	RE	A. Pleasant
C	D. Woody	OLB	W. McGinest
RG	J. Andruzzi	ILB	M. Vrabel
RT	G. Robinson-Randall	MLB	T. Bruschi
TE	J. Wiggins	OLB	R. Phifer
WR	D. Patten	LCB	T. Law
QB	T. Brady	RCB	O. Smith
FB	M. Edwards	SS	L. Milloy
RB	J. Redmond	FS	T. Jones

PITTSBURGH STEELERS STARTING LINEUP			
WR	P. Burress	LE	A. Smith
LT	W. Gandy	NT	C. Hampton
LG	A. Faneca	RE	K. Von Oelhoffen
C	J. Hartings	OLB	J. Gildon
RG	R. Tylski	ILB	E. Holmes
RT	M. Smith	ILB	K. Bell
TE	J. Tuman	OLB	J. Porter
WR	H. Ward	LCB	C. Scott
QB	K. Stewart	RCB	B. Alexander
FB	J. Witman	SS	L. Flowers
RB	J. Bettis	FS	D. Washington

GAME NOTES

- The Patriots claimed their third AFC Championship in their third trip to the championship game (1985, 1996, 2001).
- Wide receiver Troy Brown was involved in the Patriots two special teams touchdowns, scoring the first on a 55-yard punt return and then scooping up a blocked field goal and lateraling the ball to Antwan Harris, who ran the ball in for another touchdown.
- Quarterback Drew Bledsoe replaced an injured Tom Brady in the second quarter and, in his first game action in five months, threw a touchdown pass to David Patten to put New England firmly in command of the game.

PLAYOFF GAME-BY-GAMES

SUPER BOWL XXXVI • NEW ENGLAND 20, ST. LOUIS 17 • Superdome

February 3, 2002 • Weather: Indoors • Attendance - 72,922

	1	2	3	4	OT	F
St. Louis Rams	3	0	0	14	--	17
New England Patriots	0	14	3	3	--	20

TEAM	Q	PLAY	SCORE	
			Visitor	Home
St. Louis	1	J. Wilkins 50 yd field goal	3	0
NE	2	T. Law 47 yd interception return (Vinatieri kick)	3	7
NE	2	D. Patten 8 yd pass from T. Brady (A. Vinatieri kick)	3	14
NE	3	A. Vinatieri 37 yd field goal	3	17
St. Louis	4	K. Warner 2 yd run	10	17
St. Louis	4	R. Proehl 26 yd pass from K. Warner (J. Wilkins kick)	17	17
NE	4	A. Vinatieri 48 yd field goal	17	20

FINAL INDIVIDUAL STATISTICS

RUSHING	NO	YDS	AVG	LG	TD	RUSHING	NO	YDS	AVG	LG	TD
M. Faulk	17	76	4.5	15	0	A. Smith	18	92	5.1	17	0
K. Warner	3	6	2.0	5	1	D. Patten	1	22	22.0	22	0
A. Hakim	1	5	5.0	5	0	K. Faulk	2	15	7.5	8	0
J. Hodgins	1	3	3.0	3	0	M. Edwards	2	5	2.5	3	0
Rams:	22	90	4.1	15	1	T. Brady	1	3	3.0	3	0
						J. Redmond	1	-4	-4.0	-4	0

RECEIVING	NO	YDS	AVG	LG	TD	RECEIVING	NO	YDS	AVG	LG	TD
A. Hakim	5	90	18.0	29	0	T. Brown	6	89	14.8	23	0
I. Bruce	5	56	11.2	22	0	J. Redmond	3	24	8.0	11	0
T. Holt	5	49	9.8	18	0	J. Wiggins	2	14	7.0	8	0
M. Faulk	4	54	13.5	22	0	M. Edwards	2	7	3.5	5	0
R. Proehl	3	71	23.7	30	1	D. Patten	1	8	8.0	8	1
J. Robinson	2	18	9.0	12	0	A. Smith	1	4	4.0	4	0
E. Conwell	2	8	4.0	9	0	K. Faulk	1	-1	-1.0	-1	0
Y. Murphy	1	11	11.0	11	0	Patriots:	16	145	9.1	23	1
J. Hodgins	1	8	8.0	8	0						
Rams:	28	365	13.0	30	1						

INTERCEPTIONS	NO	YDS	AVG	LG	TD	INTERCEPTIONS	NO	YDS	AVG	LG	TD
Rams:	0	0	0.0	0	0	T. Law	1	47	47.0	47	1

PUNTING	NO	YDS	AVG	LG	20 LG	PUNTING	NO	YDS	AVG	LG	20 LG
J. Baker	4	159	39.8	3	49	K. Walter	8	345	43.1	4	53

PUNT RETURN						PUNT RETURN							
NO	FCYDS	AVG	LG	TD		NO	FCYDS	AVG	LG	TD			
D. Bly	3	2	6	2.0	7	0	T. Brown	1	1	4	4.0	4	0

KICKOFF RET.	NO	YDS	AVG	LG	TD	KICKOFF RET.	NO	YDS	AVG	LG	TD
Y. Murphy	3	81	27.0	38	0	P. Pass	3	85	28.3	35	0
M. Faulk	1	1	1.0	1	0	T. Brown	1	15	15.0	15	0
Rams:	4	82	20.5	38	0	Patriots:	4	100	25.0	35	0

PASSING	A	C	YDS	PCT	TD	I	LG	S/YD	RATING
K. Warner	44	28	365	63.6	1	2	30	3/28	78.3
Rams:	44	28	365	63.6	1	2	30	3/28	78.3

PASSING	A	C	YDS	PCT	TD	I	LG	S/YD	RATING
T. Brady	27	16	145	59.3	1	0	23	1/7	86.2
K. Faulk	0	0	0	0.0	0	0	0	1/4	0.0
Patriots:	27	16	145	59.3	1	0	23	2/11	86.2

TEAM STATISTICS	STL	NE
TOTAL FIRST DOWNS	26	15
By Rushing	7	6
By Passing	16	8
By Penalty	3	1
Third Down: Md/Att.	5/13	2/11
Third Down: Eff.	38%	18%
TOTAL NET YARDS	427	267
Total Offensive Plays	69	54
Avg. per Play	6.2	4.9
NET YARDS RUSHING	90	133
Total Rushing Plays	22	25
Avg. per Rush	4.1	5.3
NET YARDS PASSING	337	134
Sacked/Yards Lost	3/28	2/11
Gross Yards Passing	365	145
Att.-Comp.-Int	44-28-2	27-16-0
Completion Pct.	63.6	59.3
PUNTS/AVERAGE	4/39.8	8/43.1
PENALTIES/YARDS	6/39	5/31
FUMBLES/BALLS LOST	2/1	0/0
FIELD GOALS	50, 52	37, 48

NE PATRIOTS STARTING LINEUP

WR T. Brown	LE B. Hamilton
LT M. Light	DT B. Mitchell
LG M. Compton	DT R. Seymour
C D. Woody	RE A. Pleasant
RG J. Andruzzi	LLB M. Vrabel
RT G. Robinson-Randall	MLB T. Bruschi
TE J. Wiggins	RLB R. Phifer
WR D. Patten	LCB T. Law
QB T. Brady	RCB O. Smith
FB M. Edwards	SS L. Milloy
RB A. Smith	FS T. Jones

ST. LOUIS RAMS STARTING LINEUP

WR T. Holt	LE C. Ahanotu
LT O. Pace	DT B. Young
LG T. Nutton	DT J. Zgonina
C A. McCollum	RE G. Wistrom
RG A. Timmerman	LLB D. Davis
RT R. Jones	MLB L. Fletcher
TE E. Conwell	RLB T. Polley
WR I. Bruce	LCB A. Williams
QB K. Warner	RCB D. McCleon
FB J. Hodgins	SS A. Archuleta
RB M. Faulk	FS K. Herring

GAME NOTES

- The Patriots won the first Super Bowl in their 42-year history with their 20-17 win over the Rams.
- Patriots kicker Adam Vinatieri kicked the first last second, game-winning field goal in Super Bowl history as his 48-yard kick sailed through the goalposts as time expired.
- The Patriots defense forced three St. Louis turnovers and converted them into two touchdowns and a field goal.

PLAYOFF GAME-BY-GAMES

**2003 AFC DIVISIONAL PLAYOFF • NEW ENGLAND 17, TENNESSEE 14 • Gillette Stadium
January 10, 2004 • Weather: 4 degrees; Clear; wind NNW 10 mph • Attend-68,436**

	1	2	3	4	OT	F
Tennessee Titans	7	0	7	0	--	14
New England Patriots	7	7	0	3	--	17

TEAM	Q	PLAY	SCORE	
			Visitor	Home
NE	1	B. Johnson 41 yd pass from T. Brady (Vinatieri kick)	0	7
Tennessee	1	C. Brown 5 yd run (G. Anderson kick)	7	7
NE	2	A. Smith 1 yd run (A. Vinatieri kick)	7	14
Tennessee	3	D. Mason 11 yd pass from S. McNair (Anderson kick)	14	14
NE	4	A. Vinatieri 46 yd field goal	14	17

FINAL INDIVIDUAL STATISTICS

RUSHING	NO	YDS	AVG	LG	TD	RUSHING	NO	YDS	AVG	LG	TD
E. George	16	48	3	9	0	A. Smith	16	69	4.3	17	1
C. Brown	7	35	5	13	1	K. Faulk	5	22	4.4	8	0
S. McNair	2	11	5.5	12	0	T. Brady	5	5	1	5	0
F. Wycheck	1	-10	-10	-10	0	L. Centers	1	0	0	0	0
Titans:	26	84	3.2	13	1	Patriots:	27	96	3.6	17	1

RECEIVING	NO	YDS	AVG	LG	TD	RECEIVING	NO	YDS	AVG	LG	TD
D. Mason	7	90	12.9	29	1	D. Givens	4	26	6.5	8	0
D. Bennett	3	48	16	24	0	C. Fauria	3	42	14	19	0
J. McCareins	2	21	10.5	11	0	K. Faulk	3	31	10.3	19	0
F. Wycheck	2	9	4.5	6	0	D. Branch	3	10	3.3	6	0
E. George	2	7	3.5	4	0	B. Johnson	2	55	27.5	41	1
T. Calico	1	30	30	30	0	T. Brown	2	11	5.5	7	0
E. Kinney	1	5	5	5	0	D. Ward	1	22	22	22	0
Titans:	18	210	11.7	30	1	L. Centers	1	4	4	4	0
						A. Smith	1	1	1	1	0
						D. Graham	1	-1	-1	-1	0
INTERCEPTIONS	NO	YDS	AVG	LG	TD	Patriots:	21	201	9.6	41	1
Titans	0	0	0	0	0						

PUNTING	NO	YDS	AVG	TB	IN	20 LG	INTERCEPTIONS	NO	YDS	AVG	LG	TD
C. Hentrich	4	136	34	0	2	56	R. Harrison	1	7	7	7	0

PUNT RET.	NO	FC	YDS	AVG	LG	TD	PUNTING	NO	YDS	AVG	TB	IN	20 LG
D. Mason	0	1	0	0	0	0	K. Walter	4	108	27	0	1	32

KICKOFF RET.	NO	YDS	AVG	LG	TD	PUNT RET.	NO	FC	YDS	AVG	LG	TD
J. McCareins	4	92	23	36	0	T. Brown	1	1	9	9	9	0

KICKOFF RET.	NO	YDS	AVG	LG	TD
P. Pass	1	18	18	18	0
B. Johnson	1	16	16	16	0
K. Faulk	1	14	14	14	0
Patriots:	3	48	16	18	0

PASSING	A	C	YDS	PCT	TD	I	LG	S/D	RATING
S. McNair	26	18	210	69.2	1	1	30	3/10	90.2
TITANS:	26	18	210	69.2	1	1	30	3/10	90.2

PASSING	A	C	YDS	PCT	TD	I	LG	S/YD	RATING
T. Brady	41	21	201	51.2	1	0	41	0/0	73.3
PATRIOTS:	41	21	201	51.2	1	0	41	0/0	73.3

TEAM STATISTICS	TEN	NE
TOTAL FIRST DOWNS	16	18
By Rushing	4	7
By Passing	11	10
By Penalty	1	1
Third Down: Md/Att.	7/13	7/16
Third Down: Eff.	54%	44%
TOTAL NET YARDS	284	297
Total Offensive Plays	55	68
Avg. per Play	5.2	4.4
NET YARDS RUSHING	84	96
Total Rushing Plays	26	27
Avg. Per Rush	3.2	3.6
NET YARDS PASSING	200	201
Sacked/Yards Lost	3/10	0/0
Gross Yards Passing	210	201
Att.-Comp.-Int	26-18-1	41-21-0
Completion Pct.	69.2	51.2
PUNTS/AVERAGE	4/34.0	4/27.0
PENALTIES/YARDS	9/55	2/14
FUMBLES/BALLS LOST	0/0	1/1
FIELD GOALS	31	44, 46

NE PATRIOTS STARTING LINEUP

WR D. Branch	LE B. Hamilton
LT M. Light	NT T. Washington
LG D. Woody	RE R. Seymour
C D. Koppin	OLB W. McGinest
RG J. Andruzzi	ILB T. Bruschi
RT T. Ashworth	ILB R. Phifer
WR D. Ward	OLB M. Vrabel
WR T. Brown	LCB T. Law
QB T. Brady	RCB T. Poole
RB A. Smith	S E. Wilson
WR D. Givens	S R. Harrison

TENNESSEE TITANS STARTING LINEUP

WR D. Mason	LE K. Carter
TE E. Kinney	LT R. Smith
LT B. Hopkins	RT A. Haynesworth
LG Z. Piller	RE J. Kearse
C J. Hartwig	LLB P. Sirmion
RG B. Olson	DB L. Thompson
RT F. Miller	RLB K. Bullock
FB R. Holcombe	LCB A. Dyson
WR J. McCareins	RCB S. Rolle
QB S. McNair	SS Ta. Williams
RB E. George	FS L. Schulters

GAME NOTES

- The Patriots advanced to the AFC Championship Game with a victory over the Titans in the coldest game in franchise history.
- Patriots kicker Adam Vinatieri nailed a 46-yard field goal with 4:06 left in the game to give the Patriots the lead for good
- The Patriots defense thwarted the Titans' comeback attempt, keeping league co-MVP Steve McNair at bay after he led the Titans to the New England 33-yard line in the game's final minutes.

PLAYOFF GAME-BY-GAMES

**2003 AFC CHAMPIONSHIP • NEW ENGLAND 24, INDIANAPOLIS 14 • Gillette Stadium
January 18, 2004 • 32 degrees; Light Snow; wind SSW 2 mph • Attendance - 68,436**

	1	2	3	4	OT	F
Indianapolis Colts	0	0	7	7	--	14
New England Patriots	7	8	6	3	--	24

TEAM	Q	PLAY	Visitor	Home
NE	2	D. Givens 7 yd pass from T. Brady (A. Vinatieri kick)	0	7
NE	2	A. Vinatieri 31 yd field goal	0	10
NE	2	A. Vinatieri 25 yd field goal	0	13
NE	2	J. Snow fumble out of bounds in end zone for a safety	0	15
Indianapolis	3	E. James 2 yd run (M. Vanderjagt kick)	7	15
NE	3	A. Vinatieri 27 yd field goal	7	18
NE	3	A. Vinatieri 21 yd field goal	7	21
Indianapolis	4	M. Pollard 7 yd pass from P. Manning (Vanderjagt kick)	14	21
NE	4	A. Vinatieri 34 yd field goal	14	24

FINAL INDIVIDUAL STATISTICS

RUSHING	NO	YDS	AVG	LG	TD	RUSHING	NO	YDS	AVG	LG	TD
E. James	19	78	4.1	12	1	A. Smith	22	100	4.5	35	0
D. Rhodes	3	16	5.3	11	0	K. Faulk	3	8	2.7	6	0
P. Manning	2	4	2	3	0	B. Johnson	1	3	3	3	0
H. Smith	1	0	0	0	0	T. Brady	5	1	0.2	2	0
Colts:	25	98	3.9	12	1	L. Centers	1	0	0	0	0
						Patriots:	32	112	3.5	35	0

RECEIVING	NO	YDS	AVG	LG	TD	RECEIVING	NO	YDS	AVG	LG	TD
M. Pollard	0	90	15	32	1	D. Givens	8	68	8.5	18	1
R. Wayne	4	46	11.5	20	0	T. Brown	7	88	12.6	18	0
T. Walters	3	30	10	11	0	D. Branch	2	23	11.5	14	0
B. Stokley	3	22	7.3	12	0	L. Centers	1	28	28	28	0
M. Harrison	3	19	6.3	8	0	A. Smith	1	8	8	8	0
D. Rhodes	2	17	8.5	9	0	C. Fauria	1	8	8	8	0
E. James	2	13	6.5	8	0	K. Faulk	1	8	8	8	0
Colts:	23	237	10.3	32	1	B. Johnson	1	6	6	6	0
						Patriots:	22	237	10.8	28	1

INTERCEPTIONS	NO	YDS	AVG	LG	TD	INTERCEPTIONS	NO	YDS	AVG	LG	TD
W. Harris	1	0	0	0	0	T. Law	3	26	8.7	20	0
						R. Harrison	1	0	0	0	0
						Patriots:	4	26	6.5	20	0

PUNTING	NO	YDS	AVG	TB	IN20	LG	PUNTING	NO	YDS	AVG	TB	IN20	LG
H. Smith	1	55	55	0	0	55	K. Walter	2	74	37	1	0	44

PUNT RET.	NO	FC	YDS	AVG	LG	TD	PUNT RET.	NO	FC	YDS	AVG	LG	TD
T. Walters	0	1	0	0	0	0	T. Brown	1	0	16	16	16	0

KICKOFF RET.	NO	YDS	AVG	LG	TD	KICKOFF RET.	NO	YDS	AVG	LG	TD
D. Rhodes	5	121	24.2	33	0	P. Pass	1	21	21	21	0
R. Williams	1	13	13	13	0	K. Faulk	1	16	16	16	0
T. Peko	1	11	11	11	0	T. Brown	1	16	16	16	0
Colts:	7	147	20.7	33	0	Patriots:	3	53	17.7	21	0

PASSING	A	C	YDS	PCT	TD	I	LG	S/YD	RATING
P. Manning	47	23	237	48.9	1	4	32	4/29	35.5
Colts:	47	23	237	48.9	1	4	32	4/29	35.5

PASSING	A	C	YDS	PCT	TD	I	LG	S/YD	RATING
T. Brady	37	22	237	59.5	1	1	28	0/0	76.1
Patriots:	37	22	237	59.5	1	1	28	0/0	76.1

TEAM STATISTICS	IND	NE
TOTAL FIRST DOWNS	21	20
By Rushing	8	5
By Passing	13	15
By Penalty	0	0
Third Down: Md/Att.	5/14	5/15
Third Down: Eff.	36%	33%
TOTAL NET YARDS	306	349
Total Offensive Plays	76	69
Avg. per Play	4.0	5.1
NET YARDS RUSHING	98	112
Total Rushing Plays	25	32
Avg. Per Rush	3.9	3.5
NET YARDS PASSING	208	237
Sacked/Yards Lost	4/29	0/0
Gross Yards Passing	237	237
Att.-Comp.-Int	47-23-4	37-22-1
Completion Pct.	48.9	59.5
PUNTS/AVERAGE	1/55.0	2/37.0
PENALTIES/YARDS	4/20	3/15
FUMBLES/BALLS LOST	2/1	1/1
FIELD GOALS	31.5	27.21.34

NE PATRIOTS STARTING LINEUP

WR D. Branch	LE B. Hamilton
LT M. Light	NT T. Washington
LG R. Hochstein	RE R. Seymour
C D. Koppen	OLB W. McGinest
RG J. Andruzzi	ILB T. Bruschi
RT T. Ashworth	ILB R. Phifer
TE C. Fauria	OLB M. Vrabel
WR D. Givens	LCB T. Law
QB T. Brady	RCB T. Poole
RB A. Smith	S E. Wilson
FB L. Centers	S R. Harrison

INDIANAPOLIS COLTS STARTING LINEUP

WR R. Wayne	LE R. Brock
LT T. Glenn	LT L. Tripplett
LG R. DeMulling	RT M. Reagor
C J. Saturday	RE D. Freeney
RG T. Peko	LLB M. Washington
RT R. Diem	MLB R. Morris
TE M. Pollard	RLB D. Thornton
WR M. Harrison	LCB W. Harris
QB P. Manning	RCB D. Macklin
RB E. James	SS M. Doss
FB J. Davenport	FS D. Strickland

GAME NOTES

- The Patriots improved to a perfect 4-0 in AFC Championship Games and advanced to the fourth Super Bowl in team history.
- Ty Law intercepted league co-MVP Peyton Manning three times, giving him a franchise-record four career playoff picks.
- Adam Vinatieri tied an NFL playoff record with five successful field goals.

PLAYOFF GAME-BY-GAMES

SUPER BOWL XXXVIII • NEW ENGLAND 32, CAROLINA 29 • Reliant Stadium

February 1, 2004 • Weather: Indoors • Attendance -71,525

	1	2	3	4	OT	F
Carolina Panthers	0	10	0	19	--	29
New England Patriots	0	14	0	18	--	32

TEAM	Q	PLAY	Visitor	Home
NE	2	D. Branch 5 yd pass from T. Brady (A. Vinatieri kick)	0	7
Carolina	2	S. Smith 39 yd pass from J. Delhomme (J. Kasay kick)	7	7
NE	2	D. Givens 5 yd pass from T. Brady (A. Vinatieri kick)	7	14
Carolina	2	J. Kasay 50 yd field goal	10	14
NE	4	A. Smith 2 yd run (A. Vinatieri kick)	10	21
Carolina	4	D. Foster 33 yd run (pass failed)	16	21
Carolina	4	M. Muhammad 85 yd pass from Delhomme (pass failed)	22	21
NE	4	M. Vrabel 1 yd pass from T. Brady (K. Faulk run)	22	29
Carolina	4	R. Proehl 12 yd pass from J. Delhomme (J. Kasay kick)	29	29
NE	4	A. Vinatieri 41 yd field goal	29	32

FINAL INDIVIDUAL STATISTICS

RUSHING	NO	YDS	AVG	LG	TD	RUSHING	NO	YDS	AVG	LG	TD
S. Davis	13	49	3.8	21	0	A. Smith	26	83	3.2	9	1
D. Foster	3	43	14.3	33	1	K. Faulk	6	42	7	23	0
Panthers:	16	92	5.8	33	1	T. Brady	2	12	6	12	0
						T. Brown	1	-10	-10	-10	0
						Patriots:	35	127	3.6	23	1

RECEIVING	NO	YDS	AVG	LG	TD	RECEIVING	NO	YDS	AVG	LG	TD
M. Muhammad	4	140	35	85	1	D. Branch	10	143	14.3	52	1
S. Smith	4	80	20	39	1	T. Brown	8	76	9.5	13	0
R. Proehl	4	71	17.8	31	1	D. Givens	5	69	13.8	25	1
J. Wiggins	2	21	10.5	15	0	D. Graham	4	46	11.5	33	0
D. Foster	1	9	9	9	0	K. Faulk	4	19	4.8	7	0
K. Mangum	1	2	2	2	0	M. Vrabel	1	1	1	1	1
Panthers:	16	323	20.2	85	3	Patriots:	32	354	11.1	52	3

INTERCEPTIONS	NO	YDS	AVG	LG	TD	INTERCEPTIONS	NO	YDS	AVG	LG	TD
R. Howard	1	12	12	12	0	Patriots	0	0	0	0	0

PUNTING	NO	YDS	AVG	TB	IN20	LG	PUNTING	NO	YDS	AVG	TB	IN20	LG
T. Sauerbrun	7	310	44.3	0	1	51	K. Walter	5	173	34.6	0	2	51

PUNT RET.	NO	FC	YDS	AVG	LG	TD	PUNT RET.	NO	FC	YDS	AVG	LG	TD
S. Smith	1	1	2	2	2	0	T. Brown	4	1	40	10	28	0

KICKOFF RET.	NO	YDS	AVG	LG	TD	PUNT RET.	NO	FC	YDS	AVG	LG	TD
R. Smart	4	74	18.5	22	0	T. Brown	4	1	40	10	28	0

PANTERS:	6	116	19.3	30	0	KICKOFF RET.	NO	YDS	AVG	LG	TD
						B. Johnson	4	78	19.5	29	0

PASSING	A	C	YDS	PCT	TD	I	LG	S/YD	RATING
J. Delhomme	33	16	323	48.5	3	0	85	4/28	113.6
Panthers:	33	16	323	48.5	3	0	85	4/28	113.6

PASSING	A	C	YDS	PCT	TD	I	LG	S/YD	RATING
T. Brady	48	32	354	66.7	3	1	52	0/0	100.5
Patriots:	48	32	354	66.7	3	1	52	0/0	100.5

TEAM STATISTICS	CAR	NE
TOTAL FIRST DOWNS	17	29
By Rushing	3	7
By Passing	12	19
By Penalty	2	3
Third Down: Md/Att.	4/12	8/17
Third Down: Eff.	33%	47%
TOTAL NET YARDS	387	481
Total Offensive Plays	53	83
Avg. per Play	7.3	5.8
NET YARDS RUSHING	92	127
Total Rushing Plays	16	35
Avg. Per Rush	5.8	3.6
NET YARDS PASSING	295	354
Sacked/Yards Lost	4/28	0/0
Gross Yards Passing	323	354
Att.-Comp.-Int	33-16-0	48-32-1
Completion Pct.	48.5	66.7
PUNTS/AVERAGE	7/44.3	5/34.6
PENALTIES/YARDS	12/73	8/60
FUMBLES/BALLS LOST	1/1	1/0
FIELD GOALS	50	31, 36, 41

NE PATRIOTS STARTING LINEUP

WR	D. Branch	LE	B. Hamilton
LT	M. Light	NT	T. Washington
LG	R. Hochstein	RE	R. Seymour
C	D. Koppen	OLB	W. McGinest
RG	J. Andruzzi	ILB	T. Bruschi
RT	T. Ashworth	ILB	R. Phifer
TE	D. Graham	OLB	M. Vrabel
WR	T. Brown	LCB	T. Law
QB	T. Brady	RCB	T. Poole
RB	A. Smith	S	E. Wilson
FB	L. Centers	S	R. Harrison

CAROLINA PANTHERS STARTING LINEUP

WR	M. Muhammad	LDE	J. Peppers
LT	T. Steussie	LDT	B. Buckner
LG	J. James	RDT	K. Jenkins
C	J. Mitchell	RDE	M. Rucker
RG	K. Donnalley	SLB	G. Favors
RT	J. Gross	MLB	D. Morgan
TE	J. Wiggins	WLB	W. Witherspoon
WR	S. Smith	LCB	R. Manning
QB	J. Delhomme	RCB	R. Howard
FB	B. Hoover	SS	M. Minter
RB	S. Davis	FS	D. Grant

GAME NOTES

- The Patriots won the Super Bowl for the second time in three seasons with a thrilling 32-29 win over the Panthers
- Adam Vinatieri nailed a 41-yard field goal with four seconds left to give the Patriots the last-second victory.
- Deion Branch's 10 receptions were the second most in Super Bowl history, and MVP Tom Brady's 32 completions set a Super Bowl record.

PLAYOFF GAME-BY-GAMES

2004 AFC DIVISIONAL PLAYOFFS • NEW ENGLAND 20, INDIANAPOLIS 3 • Gillette Stadium
January 16, 2005 • 25 degrees; Light Snow; wind NNW 7 mph • Attendance - 68,756

	1	2	3	4	OT	F
Indianapolis Colts	0	3	0	0	--	3
New England Patriots	0	6	7	7	—	20

TEAM	Q	PLAY	Visitor	Home
NE	2	A. Vinatieri 24 yd field goal	0	3
NE	2	A. Vinatieri 31 yd field goal	0	6
IND	2	M. Vanderjagt 23 yd field goal	3	6
NE	3	D. Givens 5 yd pass from T. Brady (A. Vinatieri kick)	3	13
NE	4	T. Brady 1 yd run (A. Vinatieri kick)	3	20

SCORE

TEAM STATISTICS	IND	NE
TOTAL FIRST DOWNS	18	21
By Rushing	0	11
By Passing	17	9
By Penalty	1	1
Third Down: Md/Att.	6/12	8/15
Third Down: Eff.	50%	53%
TOTAL NET YARDS	276	325
Total Offensive Plays	58	69
Avg. per Play	4.8	4.7
NET YARDS RUSHING	46	210
Total Rushing Plays	15	39
Avg. Per Rush	3.1	5.4
NET YARDS PASSING	230	115
Sacked/Yards Lost	1/8	3/29
Gross Yards Passing	238	144
Att.-Comp.-Int	42-27-1	27-18-0
Completion Pct.	64.3	66.7
PUNTS/AVERAGE	6/40.7	5/39.0
PENALTIES/YARDS	4/44	5/35
FUMBLES/BALLS LOST	3/2	0/0
FIELD GOALS	2	2

FINAL INDIVIDUAL STATISTICS

RUSHING	NO	YDS	AVG	LG	TD	RUSHING	NO	YDS	AVG	LG	TD
E. James	14	39	2.8	7	0	C. Dillon	23	144	6.3	42	0
P. Manning	1	7	7.0	7	0	K. Faulk	11	56	5.1	13	0
Colts:	15	46	3.1	7	0	T. Brady	4	6	1.5	3	1
						D. Branch	1	4	4.0	4	0
						Patriots:	39	210	5.4	42	1

RECEIVING	NO	YDS	AVG	LG	TD	RECEIVING	NO	YDS	AVG	LG	TD
B. Stokely	8	64	8.0	13	0	C. Dillon	5	17	3.4	9	0
E. James	7	69	9.9	16	0	D. Givens	4	26	6.5	9	1
M. Harrison	5	44	8.8	18	0	T. Brown	2	13	6.5	10	0
R. Wayne	3	35	11.7	13	0	C. Fauria	1	17	17.0	17	0
D. Clark	2	26	13.0	16	0	D. Branch	1	15	15.0	15	0
M. Pollard	1	2	2.0	2	0	P. Pass	1	14	14.0	14	0
D. Rhodes	1	-2	-2.0	-2	0	D. Patten	1	12	12.0	12	0
Colts:	27	238	8.8	18	0	K. Faulk	1	11	11.0	11	0
						D. Graham	1	10	10.0	10	0
						B. Johnson	1	9	9.0	9	0
						Patriots:	18	144	8.0	17	1

INTERCEPTIONS	NO	YDS	AVG	LG	TD	INTERCEPTIONS	NO	YDS	AVG	LG	TD
None						R. Harrison	1	9	9.0	9	0

PUNTING	NO	YDS	AVG	TB	IN20	LG	PUNTING	NO	YDS	AVG	TB	IN20	LG
H. Smith	6	244	40.7	0	3	54	J. Miller	5	195	39.0	2	2	52

PUNT RET.	NO	FC	YDS	AVG	LG	TD	PUNT RET.	NO	FC	YDS	AVG	LG	TD
None							T. Brown	2	2	28	14.0	20	0

KICKOFF RET.	NO	YDS	AVG	LG	TD	KICKOFF RET.	NO	YDS	AVG	LG	TD
D. Rhodes	2	48	24.0	24	0	T. Bruschi	1	15	15.0	15	0
J. Mungro	2	10	5.0	10	0						
Colts:	4	58	14.5	24	0						

NE PATRIOTS STARTING LINEUP

WR T. Brown	LE T. Warren
LT M. Light	NT K. Taylor
LG J. Andruzzi	RE J. Green
C D. Koppen	OLB W. McGinest
RG S. Neal	ILB T. Bruschi
RT B. Gorin	ILB T. Johnson
TE C. Fauria	OLB M. Vrabel
WR D. Branch	LCB R. Gay
QB T. Brady	RCB A. Samuel
RB C. Dillon	FS E. Wilson
WR D. Givens	SS R. Harrison

INDIANAPOLIS COLTS STARTING LINEUP

WR R. Wayne	LE R. Brock
LT T. Glenn	LT M. Reagor
LG R. DeMulling	RT B. Scioli
C J. Saturday	RE D. Freeney
RG J. Scott	DB V. Hutchins
RT R. Diem	MLB G. Brackett
TE M. Pollard	RLB C. Junc
WR M. Harrison	LCB N. Harper
QB P. Manning	RCB J. David
RB E. James	SS B. Sanders
FB D. Clark	FS I. Bashir

GAME NOTES

- The Patriots advanced to the AFC Championship for the fourth time in nine years.
- The Patriots held the Colts' record-setting offense to a season-low three points and did not allow a touchdown pass by Peyton Manning, who set the NFL record with 49 regular season scoring tosses.
- Corey Dillon paced the Patriots running game with 144 rushing yards, the second highest total in team playoff history.

PASSING	A	C	YDS	PCT	TD	I	LG	S/YD	RATING
P. Manning	42	27	238	64.3	0	1	18	1/8	69.3
Colts:	42	27	238	64.3	0	1	18	1/8	69.3

PASSING	A	C	YDS	PCT	TD	I	LG	S/YD	RATING
T. Brady	27	18	144	66.7	1	0	17	3/29	92.2
Patriots:	27	18	144	66.7	1	0	17	3/29	92.2

PLAYOFF GAME-BY-GAMES

2004 AFC CHAMPIONSHIP GAME • NEW ENGLAND 41, PITTSBURGH 27 • Heinz Field

January 23, 2005 • 11 degrees; Fair; Wind NE9 mph • Attendance - 65,242

	1	2	3	4	OT	F
New England Patriots	10	14	7	10	--	41
Pittsburgh Steelers	3	0	14	10	--	27

TEAM	Q	PLAY	SCORE	
			Visitor	Home
NE	1	A. Vinatieri 48 yd field goal	3	0
NE	1	D. Branch 60 yd pass from T. Brady (A. Vinatieri kick)	10	0
PIT	1	J. Reed 43 yd field goal	10	3
NE	2	D. Givens 9 yd pass from T. Brady (A. Vinatieri kick)	17	3
NE	2	R. Harrison 87 yd interception return (A. Vinatieri kick)	24	3
PIT	2	J. Bettis 5 yd run (J. Reed kick)	24	10
NE	3	C. Dillon 25 yd run (A. Vinatieri kick)	31	10
PIT	3	H. Ward 30 yd pass from B. Roethlisberger (J. Reed kick)	31	17
PIT	4	J. Reed 20 yd field goal	31	20
NE	4	A. Vinatieri 31 yd field goal	34	20
NE	4	D. Branch 23 yd run (A. Vinatieri kick)	41	20
PIT	4	P. Burress 7 yd pass from B. Roethlisberger (J. Reed kick)	41	27

FINAL INDIVIDUAL STATISTICS

RUSHING	NO	YDS	AVG	LG	TD
C. Dillon	24	73	3.0	25t	1
D. Branch	2	37	18.5	23t	1
K. Faulk	3	20	6.7	17	0
T. Brady	2	-2	-1.0	-1	0
D. Givens	1	-2	-2.0	-2	0
Patriots:	32	126	3.9	25t	2

RECEIVING	NO	YDS	AVG	LG	TD
D. Givens	5	59	11.8	18	1
D. Branch	4	116	29.0	60t	1
T. Brown	1	11	11.0	11	0
C. Fauria	1	9	9.0	9	0
D. Patten	1	8	8.0	8	0
C. Dillon	1	5	5.0	5	0
D. Graham	1	-1	-1.0	-1	0
Patriots:	14	207	14.8	60t	2

INTERCEPTIONS	NO	YDS	AVG	LG	TD
E. Wilson	2	0	0.0	0	0
R. Harrison	1	87	87.0	87t	1
Patriots:	3	87	29.0	87t	1

PUNTING	NO	YDS	AVG	TB	20 LG
J. Miller	4	161	40.3	0	1 49

PUNT RET.	NO	FC	YDS	AVG	LG	TD
T. Brown	2	0	6	3.0	6	0

KICKOFF RET.	NO	YDS	AVG	LG	TD
B. Johnson	4	90	22.5	29	0
P. Pass	1	17	17.0	17	0
Patriots:	5	107	21.4	29	0

PASSING	A	C	YDS	PCT	TD	I	LG	S/YD	RATING
T. Brady	21	14	207	66.7	2	0	60t	2/11	130.5
Patriots:	21	14	207	66.7	2	0	60t	2/11	130.5

PASSING	A	C	YDS	PCT	TD	I	LG	S/YD	RATING
B. Roethlisberger	24	14	226	58.3	2	3	34	1/1	78.1
Steelers:	24	14	226	58.3	2	3	34	1/1	78.1

TEAM STATISTICS	NE	PIT
TOTAL FIRST DOWNS	18	19
By Rushing	7	8
By Passing	9	11
By Penalty	2	0
Third Down: Md/Att.	5/12	4/12
Third Down: Eff.	42%	33%
TOTAL NET YARDS	322	388
Total Offensive Plays	55	62
Avg. per Play	5.9	6.3
NET YARDS RUSHING	126	163
Total Rushing Plays	32	37
Avg. Per Rush	3.9	4.4
NET YARDS PASSING	196	225
Sacked/Yards Lost	2/11	1/1
Gross Yards Passing	207	226
Att.-Comp.-Int	21-14-0	24-14-3
Completion Pct.	66.7	58.3
PUNTS/AVERAGE	4/40.3	3/43.0
PENALTIES/YARDS	1/5	2/20
FUMBLES/BALLS LOST	1/0	2/1
FIELD GOALS	48.31	43.20

NE PATRIOTS STARTING LINEUP

WR D. Branch	LE T. Warren
LT M. Light	NT K. Traylor
LG J. Andruzzi	RE J. Green
C D. Kopp	OLB W. McGinest
RG S. Neal	ILB T. Bruschi
RT B. Gorin	ILB T. Johnson
TE D. Graham	OLB M. Vrabel
TE C. Fauria	LCB R. Gay
QB T. Brady	RCB A. Samuel
RB C. Dillon	FS E. Wilson
TE R. Hochstein	SS R. Harrison

PITTSBURGH STEELERS STARTING LINEUP

WR P. Burress	DE A. Smith
LT M. Smith	NT C. Hoke
LG A. Faneca	DE K. Von Oelhoffen
C J. Hartings	OLB C. Haggans
RG K. Vincent	ILB J. Farrior
RT O. Ross	ILB L. Foote
TE J. Tuman	OLB J. Porter
WR H. Ward	LCB W. Williams
QB B. Roethlisberger	RCB D. Townsend
FB D. Kreider	SS T. Polamalu
RB J. Bettis	FS C. Hope

GAME NOTES

- The Patriots improved to 5-0 in AFC title games, defeating the team that ended their 21-game winning streak just three months earlier.
- New England set a team playoff record by scoring 41 points, achieving the feat against the NFL's top ranked defense.
- The Patriots defense forced four Steelers turnovers and scored following each one, leading to 24 points off turnovers.

PLAYOFF GAME-BY-GAMES

SUPER BOWL XXXIX • NEW ENGLAND 24, PHILADELPHIA 21 • Alltel Stadium

February 6, 2005 • 59 degrees; Clear; Wind N 12 mph • Attendance - 78, 125

	1	2	3	4	OT	F
New England Patriots	0	7	7	10	--	24
Philadelphia Eagles	0	7	7	7	--	21

TEAM	Q	PLAY	Visitor	Home
PHI	2	L. Smith 6 yd pass from D. McNabb (D. Akers kick)	0	7
NE	2	D. Givens 4 yd pass from T. Brady (A. Vinatieri kick)	7	7
NE	3	M. Vrabel 2 yd pass from T. Brady (A. Vinatieri kick)	14	7
PHI	3	B. Westbrook 10 yd pass from D. McNabb (D. Akers)	14	14
NE	4	C. Dillon 2 yd run (A. Vinatieri kick)	21	14
NE	4	A. Vinatieri 22 yd field goal	24	14
PHI	4	G. Lewis 30 yd pass from D. McNabb (D. Akers kick)	24	21

TEAM STATISTICS	NE	PHI
TOTAL FIRST DOWNS	21	24
By Rushing	6	4
By Passing	14	18
By Penalty	1	2
Third Down: Md/Att.	4/12	9/16
Third Down: Eff.	33%	56%
TOTAL NET YARDS	331	369
Total Offensive Plays	63	72
Avg. per Play	5.3	5.1
NET YARDS RUSHING	112	45
Total Rushing Plays	28	17
Avg. Per Rush	4.0	2.6
NET YARDS PASSING	219	324
Sacked/Yards Lost	2/17	4/33
Gross Yards Passing	236	357
Att.-Comp.-Int	33-23-0	51-30-3
Completion Pct.	69.7	58.8
PUNTS/AVERAGE	7/45.1	5/42.8
PENALTIES/YARDS	7/47	3/35
FUMBLES/BALLS LOST	1/1	2/1
FIELD GOALS	22	

FINAL INDIVIDUAL STATISTICS											
RUSHING	NO	YDS	AVG	LG	TD	RUSHING	NO	YDS	AVG	LG	TD
C. Dillon	18	75	4.2	25	1	B. Westbrook	15	44	2.9	22	0
K. Faulk	8	38	4.8	12	0	D. Levens	1	1	1.0	1	0
P. Pass	1	0	0.0	0	0	D. McNabb	1	0	0.0	0	0
T. Brady	1	-1	-1.0	-1	0	Eagles:	17	45	2.6	22	0

RECEIVING	NO	YDS	AVG	LG	TD	RECEIVING	NO	YDS	AVG	LG	TD
D. Branch	11	133	12.1	27	0	T. Owens	9	122	13.6	36	0
C. Dillon	3	31	10.3	16	0	B. Westbrook	7	60	8.6	15	1
D. Givens	3	19	6.3	13	1	T. Pinkston	4	82	20.5	40	0
K. Faulk	2	27	13.5	14	0	G. Lewis	4	53	13.3	30t	1
T. Brown	2	17	8.5	12	0	L. Smith	4	27	6.8	9	1
D. Graham	1	7	7.0	7	0	F. Mitchell	1	11	11.0	11	0
M. Vrabel	1	2	2.0	2t	1	J. Parry	1	2	2.0	2	0
Patriots:	23	236	10.3	27	2	Eagles:	30	357	11.9	40	3

INTERCEPTIONS	NO	YDS	AVG	LG	TD	INTERCEPTIONS	NO	YDS	AVG	LG	TD
R. Harrison	2	5	2.5	6	0	None					
T. Bruschi	1	0	0.0	0	0						
Patriots:	3	5	1.7	6	0						

PUNTING	NO	YDS	AVG	TB	IN20	LG	PUNTING	NO	YDS	AVG	TB	IN20	LG
J. Miller	7	316	45.1	0	3	50	D. Johnson	5	214	42.8	0	1	52

PUNT RET.	NO	FC	YDS	AVG	LG	TD	PUNT RET.	NO	FC	YDS	AVG	LG	TD
T. Brown	3	1	12	4.0	8	0	B. Westbrook	3	0	19	6.3	10	0
B. Johnson	1	0	14	14.0	14	0	L. Sheppard	0	2	0	0.0	0	0
Patriots:	4	1	26	6.5	14	0	Eagles:	3	2	19	6.3	10	0

KICKOFF RET.	NO	YDS	AVG	LG	TD	KICKOFF RET.	NO	YDS	AVG	LG	TD
B. Johnson	2	44	22.0	26	0	J. Reed	4	82	20.5	26	0
P. Pass	1	17	17.0	17	0	R. Hood	1	32	32.0	32	0
Patriots:	3	61	20.3	26	0	Eagles:	5	114	22.8	32	0

PASSING	A	C	YDS	PCT	TD	I	LG	S/YD	RATING
T. Brady	33	23	236	69.7	2	0	27	2/17	110.2
Patriots:	33	23	236	69.7	2	0	27	2/17	110.2

PASSING	A	C	YDS	PCT	TD	I	LG	S/YD	RATING
D. McNabb	51	30	357	58.8	3	3	40	4/33	75.4
Eagles:	51	30	357	58.8	3	3	40	4/33	75.4

NE PATRIOTS STARTING LINEUP			
WR	D. Branch	DE	J. Green
LT	M. Light	NT	V. Wilfork
LG	J. Andruzzi	OLB	R. Colvin
C	D. Koppen	OLB	W. McGinest
RG	S. Neal	ILB	T. Bruschi
RT	B. Gorin	ILB	R. Phifer
TE	D. Graham	OLB	M. Vrabel
WR	D. Givens	LCB	R. Gay
QB	T. Brady	RCB	A. Samuel
RB	C. Dillon	FS	E. Wilson
FB	P. Pass	SS	R. Harrison

PHILADELPHIA EAGLES STARTING LINEUP			
WR	T. Owens	LDE	D. Burgess
LT	T. Thomas	LDT	C. Simon
LG	A. Hicks	ROD	D. Walker
C	H. Fraley	RDE	J. Kears
RG	J. Mayberry	SLB	D. Jones
RT	J. Runyan	MLB	J. Trotter
TE	L. Smith	WLB	K. Adams
WR	T. Pinkston	LCB	L. Sheppard
QB	D. McNabb	RCB	S. Brown
FB	J. Parry	SS	M. Lewis
RB	B. Westbrook	FS	B. Dawkins

GAME NOTES

- The Patriots joined the Dallas Cowboys as the only NFL teams to win three Super Bowls in a four-year span.
- Deion Branch was named Super Bowl MVP after tying the Super Bowl record with 11 receptions.
- The Patriots defense forced four Eagles turnovers, including Rodney Harrison's game-clinching interception in the final minute.


EXTRA POINTS



WBCN's Rock Radio Network



Gil Santos



Gino Cappelletti

WBCN 104.1 FM in Boston is in its 11th season as the official flagship station of the defending Super Bowl Champion New England Patriots. As a flagship, WBCN was one of the FM broadcasting pioneers in professional sports. Since 1995, football fans in greater Boston have had the pleasure of listening to the call of every Patriots game in stereo sound without static interruption. With FM clarity and stereo surround sound, WBCN has brought fans closer to the action, delivering the many sideline sounds of each game.

In 2005, fans throughout New England can once again catch all the Patriots action by tuning into one of 36 different radio affiliates that simulcast each game on WBCN's Patriots Rock Radio Network. As the network's flagship, WBCN offers Patriots fans the most complete and comprehensive coverage on the dial. In all, they commit over eight hours of programming to each and every Patriots game, kicking off three hours before each game and wrapping up with a two-hour post-game show.

When fans tune in for each Patriots game on WBCN, they are treated to two world-class teams – the one on the field and the one in the broadcast booth. For the past 15 consecutive seasons, Gil Santos and Gino Cappelletti have teamed together to provide fans with in-depth game analysis and complete play-by-play detail of every Patriots game. This year, they will celebrate their 22nd season together.

For most Patriots fans, there has been but one "Voice of the New England Patriots" and it belongs to Gil Santos. For 29 of the last 40 seasons, Santos has articulated the sights, sounds and all the play-by-play action of over 400 games to millions of Patriots fans. Now in his 29th year as voice of the Patriots, Santos is tied with the Philadelphia Eagles' veteran play-by-play announcer, Merrill Reese, as the two most tenured radio broadcasters in the NFL. Santos began calling games for the Boston Patriots at Fenway Park

in 1966. He was the voice of the Patriots for the next 14 seasons (1966-79). He returned to the booth in 1991 and has broadcast every Patriots game since then. The veteran play-by-play broadcaster is also the sports director at WBCN's sister station, WBZ news radio in Boston, where he has earned dozens of honors and awards for his reporting, sportscasting and play-by-play excellence.

If Santos is recognized as the "voice" of the New England Patriots, his long-time broadcast partner Gino Cappelletti might simply be the most recognized Patriot in franchise history. Cappelletti, who is entering his 25th season as a broadcast analyst, first joined the team as one of the original Boston Patriots in 1960. Since then, Cappelletti has been affiliated with the team for 39 of the last 46 seasons as a player (11 years), coach (3) and broadcaster (25). It would be hard to find anyone more knowledgeable on the subject of the Patriots than Cappelletti. After an 11-year all-star career (1960-70) as a wide receiver and a kicker, he retired as both the franchise's and the AFL's all-time leading scorer with 1,130 points. He currently ranks sixth among the Patriots all-time leading receivers entering the 2005 season. Following his playing career, he spent nine seasons (1972-78) in the broadcast booth with Santos before returning to the sidelines for three seasons (1979-81) as the special teams coach on Ron Erhardt's staff. He returned to the broadcast booth in 1988 and was re-united with Santos in 1991. Together, the two have developed an on-air rapport that is unrivaled in the NFL, to the delight of Patriots fans everywhere.

Coverage on WBCN 104.1 FM begins three hours before each game and will conclude with a two-hour post-game show. Gary Tanguay will host both shows and will welcome weekly guests who will offer unique insight and analysis prior to and immediately following each game.



Patriots Radio Network

FLAGSHIP STATION

WBCNBoston, Mass.104.1 FM

MASSACHUSETTS

Station.....City.....Frequency
 WBSM.....Fairhaven.....1420 AM
 WSAR.....Fall River.....1480 AM

WGAWGardner1340 AM
 WPVQGreenfield95.3 FM
 WBECPittsfield1420 AM
 WBECPittsfield95.7 FM
 WAQYSpringfield102.1 FM
 WXTKWest Yarmouth95.1 FM
 WWFXWorcester100.1 FM



Patriots Radio Network (cont.)

RHODE ISLAND

Station	City	Frequency
WSKO	Providence	790 AM
WSKO	Providence	99.7 FM

CONNECTICUT

Station	City	Frequency
WCCM	Hartford	106.9 FM
WXLN	New London	102.3 FM
WINY	Putnam	1350 AM

NEW HAMPSHIRE

Station	City	Frequency
WKXL	Concord	1450 AM
WSHK	Dover	105.3 FM
WSAK	Hampton	102.1 FM
WTPL	Hillsboro	107.7 FM
WVRR	Lebanon	101.7 FM
WFEA	Manchester	1370 AM
WWHQ	Meredith	101.5 FM
WPKQ	North Conway	103.7 FM

VERMONT

Station	City	Frequency
WBTV	Bennington	1370 AM
WKVT	Brattleboro	92.7 FM
WEAV	Burlington	960 AM
WXZO	Burlington	96.7 FM
WMXR	Woodstock	93.9 FM
WMOO	Derby	92.1 FM
WEXP	Rutland	101.5 FM
WSTJ	St. Johnsbury	1340 AM
WSNO	Waterbury	1450 AM

MAINE

Station	City	Frequency
WEBB	Augusta	98.5 FM
WNSX	Bangor	97.7 FM
WHOU	Houlton	100.1 FM
WBLM	Portland	102.9 FM
WFZX	Searsport	101.7 FM

2005 Preseason TV Network

For the 11th consecutive season, the Patriots preseason games will be broadcast live on WCVB Channel 5 in Boston and rebroadcast on a network of affiliate stations throughout New England. The Patriots will once again control all advertising sales for the games and Kraft Sports Productions will produce the broadcasts.

Award-winning play-by-play veteran Don Criqui returns for his 11th season with the Patriots. He has served as a play-by-play announcer for CBS Sports and NBC Sports for more than three decades and has had the pleasure of announcing two Super Bowls and 14 Orange Bowls, as well as Wimbledon and World Cup matches. He is one of the network's most versatile broadcasters, having called hundreds of sporting events over the years. In addition to football, he has provided play-by-play for network NBA and college basketball games, as well as track and field, horse racing, figure skating, gymnastics, swimming and diving events.


CBS football analyst Randy Cross will return for his third season as Criqui's preseason broadcast partner. Cross, a three-time NFL all-pro, played 13 seasons with the San Francisco 49ers and was a part of three Super Bowl Championship teams. After his playing career, he joined CBS Sports as an NFL game analyst. He spent four years with NBC Sports before returning to CBS in 1998. He spent three years as an analyst on The NFL Today, CBS's NFL studio show. As a broadcaster, he has provided game analysis for multiple Super Bowls and conference championships.

Mike Lynch, WCVB's principal sports analyst and award-winning sportscaster, returns for his 11th consecutive season as the broadcast team's sideline reporter. He will continue to provide his on-field insights and interviews throughout each preseason game.

Preseason Broadcast Schedule

Date	Opponent	Time
08/12/05	at Cincinnati	7:30 p.m.
08/26/05	at Green Bay	8:00 p.m.
09/01/05	New York Giants	8:00 p.m.

Check your local listings for additional stations in the broadcast network and times.



STAY TUNED

PATRIOTS ALL ACCESS

Saturdays at 7:00 p.m. and Sundays at 10:00 a.m. on WCVB in Boston

Patriots All Access, an Emmy Award-winning one-hour magazine show, airs weekly throughout the season on WCVB, Channel 5 in Boston. Indicative of its name, Patriots All Access provides viewers exclusive, behind-the-scenes access and in-depth weekly features on Patriots players and personnel. The program is hosted by WCVB's Mike Lynch and features weekly interviews with Patriots Head Coach Bill Belichick as well as the popular "Belestrator" segments, where the coach breaks down upcoming opponents. The show also features an interview with a Patriots "Player of the Week." Patriots All Access also offers game previews, reviews and comprehensive analysis of every Patriots game. The program airs on Saturdays at 7:00 p.m. on WCVB in Boston and is re-aired on Sundays a 10:00 a.m. (immediately followed by the Patriots' new youth football show). Check your local listings for other times and locations.



ADDITIONAL PATRIOTS PROGRAMING

Sundays at 11:00 a.m. on WCVB in Boston

A weekly youth-oriented football show, will make its debut for the 2005 season, airing each Sunday morning on WCVB, Channel 5 in Boston. The show, hosted by Kerry Connolly, will be geared towards young fans and will include a health and fitness segment as well as a weekly football tips feature with Patriots Hall of Fame Linebacker Andre Tippett and a current Patriots player. Other features and segments will emphasize the importance of an active lifestyle and let young football players hear directly from the pros. Check your local listings for other times and locations.

PATRIOTS 5th QUARTER

For the third consecutive season, CBS 4 and its sister station UPN 38 will team up to broadcast the Patriots 5th Quarter immediately following every Patriots game. CBS 4 Sports Director Bob Lobel and CBS 4 Sports Reporter Steve Buteon will be joined by former Patriots players Scott Zolak and Steve DeOssie to provide instant reaction and analysis following every game. The show also features exclusive live coverage of the Patriots post-game press conferences with Coach Bill Belichick and quarterback Tom Brady.

PATRIOTS MONDAY

WEEI Sports Radio 850 AM and 103.7 FM will have exclusive rights to broadcast "Patriots Monday," a program that offers fans unique insight and analysis from Head Coach Bill Belichick and quarterback Tom Brady, along with other team captains and star performers. WEEI will broadcast "Patriots Monday" live from Gillette Stadium, kicking off the day with "Dennis & Callahan" at 6:00 a.m., followed by "Dale & Holley" at 10:00 a.m. and "The Big Show, with Glenn Ordway" from 2:00 to 6:00 p.m. Tune in from 6:00 to 7:00 p.m. for the best of the day on WEEI's "Instant Replay."

PATRIOTS POOL REPORTERS

Veteran beat reporters Glen Farley of the *Brockton Enterprise* and Ron Hobson of the *Quincy Patriot Ledger* will serve as the Patriots pool reporters for the upcoming season. In the event that there is the need to get comments from a game official after a game, a pool reporter will be allowed access to ask questions and record comments. The report will be transcribed and distributed to all interested parties. Farley and Hobson each sit in the first row of the Patriots press box on game days.



Glen Farley
Brockton Enterprise



Ron Hobson
Quincy Patriot Ledger

PATRIOTS.COM RADIO

Extending to audiences around the world, www.patriots.com, the official Web site of the New England Patriots, also offers weekday radio programming, live press conferences and a variety of player interviews throughout the season. Patriots fans can tune in via the Internet to hear candid commentary and original programming, including "PFW In Progress," a show that features the writers of Patriots Football Weekly who discuss daily news, notes and anecdotes from their daily coverage of the team. Then join Patriots public address announcer and talk show host John Rooke as he takes an in-depth look at the Patriots and the rest of the NFL on "Patriots Playbook." Finally, tune in to "Sounds of the Patriots" to hear player interviews and press conferences, as well as a review of the best "sounds" of the week. Programming on Web radio can be heard all season from noon to midnight, Monday through Friday.

READ ALL ABOUT IT!!



Patriots fans can follow their favorite team all year long with a subscription to *Patriots Football Weekly* (PFW) – the official newspaper of the New England Patriots. The nation's only full-color team football newspaper, *Patriots Football Weekly* is published weekly throughout the season and monthly during the offseason. It provides readers with exclusive insight to the New England Patriots. Each issue of *Patriots Football Weekly* is loaded with the latest news, notes and anecdotes, as well as game previews, reviews, feature stories, statistical breakdowns, fan contests and full-color posters. Readers will also enjoy weekly interviews with Head Coach Bill Belichick and columns by national football writers Gordon Forbes of *USA Today*; Howard Balzer of *USA Today Sports Weekly*; and Paul Domowitch of the *Philadelphia Daily News*. All that is in addition to the behind-the-scenes information PFW readers have grown accustomed to reading each week. To subscribe to *Patriots Football Weekly*, call 1-800-494-PATS. All subscribers receive a free copy of the official 2005 Patriots Yearbook. Additionally, PFW subscribers have exclusive access to the paper's online site, www.pfwnline.com.

Patriots on the Internet

www.patriots.com

The New England Patriots were the first professional sports team to launch an Internet home page in March of 1995 and continue to be pioneers in the direction of Internet innovations. The site is a favorite among Patriots fans worldwide, as it offers the most up to date, comprehensive coverage of the team.

Patriots Video News



In 1997, the Patriots were the first sports team to launch streaming video webcasts on their Web site. Patriots Video News quickly became a fan favorite among the many features provided on the site. New shows are posted nightly every weekday throughout the season and are archived to give fans access to watch any shows they missed. The daily video updates include exclusive video and player interviews packaged with the news of the day, delivered in a concise report. Patriots Video News offers fans the quickest, most reliable way to stay informed.

Patriots.com Radio

Patriots.com Radio offers Patriots fans interesting and informative discussions about the Patriots weekdays throughout the season. Every Tuesday through Friday, six hours of original programming will be broadcast beginning at noon (EST). On Mondays, catch Patriots Monday beginning at 8 a.m. Fans will be able to interact with hosts and guests via phone and e-mail. Programming replays will be aired until midnight every weekday.

Patriots Live

Fans visiting www.patriots.com can watch live coverage of every Patriots press conference, including Head Coach Bill Belichick's daily visits with the media. Most of the press conferences are archived for on-demand viewing.

Patriots Fantasy Forecast

The extremely popular Patriots Fantasy Forecast is back in 2005. This weekly game tests fans' knowledge of the Patriots and its upcoming opponent and offers prizes for top scorers. Fantasy Forecast can also be played on any cell phone with Internet access.

Patriots Cheerleaders

The Patriots Cheerleader section is new and improved, giving fans access to more photos and video clips of some of the most beautiful football ambassadors in the country. Read about this year's squad or request appearance information for an upcoming event by visiting the cheerleader link at www.patriots.com.

Patriots Pro Shop

Short on time? Then shop online at the Patriots Pro Shop, located at www.patriots.com. The online pro shop offers the widest range of merchandise and apparel to satisfy all your shopping needs for the Patriots fans on your list.

Patriots Auctions

The Patriots auction site offers great opportunities for collectors looking for rare and unique Patriots artifacts. From game-worn items to autographed memorabilia, the Patriots auction site offers access to bid on items from your favorite players, both past and present. The proceeds of signed merchandise go directly to the New England Patriots Charitable Foundation. New in 2005 - bid on low-number Massachusetts licence plates! Visit through the link on the team's homepage at www.patriots.com or directly at www.proteamauctions.com.

That's only a short list of the many features found at Patriots.com. Visit for today's updates. The New England Patriots Web site is developed by TWII. They can be contacted at (617) 783-9032.

Now That's Entertainment!

Patriots CHEERLEADERS™

The New England Patriots Cheerleaders have been entertaining fans at Patriots games for years. But, their work as goodwill ambassadors for the team extends far beyond the sidelines of Gillette Stadium. Collectively, the squad makes over 600 individual public appearances per year, spreading cheer to fans at a variety of events throughout New England. Their appearances range from corporate functions to parades, from in-store promotions to out-of-state performances. In addition to their charitable work, the Patriots Cheerleaders also make hundreds of personal appearances annually for local businesses. Those bookings include sales meetings, trade shows, award ceremonies, autograph sessions and Monday Night Football promotions, just to name a few.

While the Patriots Cheerleaders have become accustomed to entertaining thousands of Patriots fans from the sidelines, since 2001, members of the squad have regularly traveled overseas to entertain thousands of Patriots from the front lines as featured performers at various military bases on U.S.O. Tours. In the spring of 2005, four Patriots cheerleaders, along with cheerleader director Tracy Sormanti, traveled to the Persian Gulf to perform several shows for military personnel, as a part of a tour sponsored by Navy Morale, Welfare and Recreation. In what was their sixth military tour, the cheerleaders visited Sailors and Marines, soldiers and airmen aboard five deployed ships at three bases. In November, the squad will take part in Operation Season's Greetings 2005 in Europe.

Previous overseas trips include the Citizen Patriot Tour in 2001, when members of the squad traveled with Clint Black and Al Franken, visiting troops in Germany, Kosovo, Bosnia, Macedonia and Italy. In 2002, members of the squad traveled to the North Arabian Sea to perform on the U.S.S. John F. Kennedy, as part of Operation Enduring Freedom. In 2003, their Operation Seasons Greetings tour took them to Germany, Italy, Turkey, Portugal and England. In 2004, the squad performed in two tours, including the Operation Pacific Greetings tour with visits to bases in Japan, South Korea and Hawaii, traveling with Hootie and the Blowfish, and the Operation Season's Greetings tour with Blues Traveler.

In addition to their U.S.O. Tours and regular visits throughout the six states of New England, the squad has also performed and appeared at many venues across North America. Some of those appearances included performances in Super Bowls, Pro Bowls and an American Bowl in Mexico City.

Over 400 hopefuls competed for the opportunity to join the 2005 New England Patriots Cheerleaders. The 24 most talented young women earned that honor, including 14 returning veterans. The cheerleaders hail from Massachusetts, Rhode Island, Connecticut and New Hampshire, representing many different New England towns. This year's squad will continue to serve not only as day-of-game entertainers, but also as Patriots ambassadors throughout New England and around the world.

Patriots Cheerleaders and Pat Patriot mascot appearances can make functions more memorable for everyone. For more information on booking the Patriots Cheerleaders or Pat Patriot Mascot, please contact Tracy Sormanti at (508) 384-9101.



Cheerleader Director & Choreographer

Tracy Sormanti

Assistant Director & Choreographer

Tracie Amaral

Line Captains

Melinda McGrath
Cassie McLaughlin
Cara Oraziotti
Alison Preston
Nicole Schell
Amber vanEeghen

Other Veterans

Lori Baranski
Michelle Carlucci
Meg DeAvilla
Narra Martineau
Audra McCarthy
Brittany Medeiros
Kristen O'Neil
Ashleigh van Gerven

Rookies

Rachael Arus
Cortney Bennett
Tanya Croteau
Andrea Jordan
Briana Lee
Melissa Martin
Stacey McIntyre
Jie Ralls
Crystal Thompson
Meghan Vasconcellos

NATIONAL FOOTBALL LEAGUE

280 Park Avenue ★ New York, NY 10017 ★ (212) 450-2000 ★ F: (212) 681-7572

AFC

BALTIMORE RAVENS

1 Winning Drive
Owings Mills, MD 21117
(410) 701-4000
(410) 701-4100 (FAX)

BUFFALO BILLS

One Bills Drive
Orchard Park, NY 14127
(716) 648-1800
(716) 648-3202 (FAX)

CINCINNATI BENGALS

One Paul Brown Stadium
Cincinnati, OH 45202
(513) 621-3550
(513) 621-3570 (FAX)

CLEVELAND BROWNS

76 Lou Groza Boulevard
Berea, OH 44017
(440) 891-5000
(440) 891-5009 (FAX)

DENVER BRONCOS

13655 Broncos Parkway
Englewood, CO 80112
(303) 649-9000
(303) 649-9354 (FAX)

HOUSTON TEXANS

Two Reliant Park
Houston, TX 77054
(832) 667-2000
(832) 667-2188 (FAX)

INDIANAPOLIS COLTS

7001 West 56th Street
Indianapolis, IN 46254
(317) 297-2658
(317) 388-0982 (FAX)

JACKSONVILLE JAGUARS

One Alltel Stadium Place
Jacksonville, FL 32202
(904) 633-6000
(904) 633-6055 (FAX)

KANSAS CITY CHIEFS

One Arrowhead Drive
Kansas City, MO 64129
(816) 920-9300
(816) 923-4719 (FAX)

MIAMI DOLPHINS

7500 S.W. 30th St.
Davie, FL 33314
(954) 452-7000
(954) 452-7055 (FAX)

NEW ENGLAND PATRIOTS

One Patriot Place
Foxborough, MA 02035
(508) 543-8200
(508) 543-9053 (FAX)

NEW YORK JETS

1000 Fulton Avenue
Hempstead, NY 11550
(516) 560-8100
(516) 560-8197 (FAX)

OAKLAND RAIDERS

1220 Harbor Bay Parkway
Alameda, CA 94501
(510) 864-5000
(510) 864-5160 (FAX)

PITTSBURGH STEELERS

UPMC Sports Performance
Complex
3400 South Water Street
Pittsburgh, PA 15203
(412) 432-7800
(412) 432-7878 (FAX)

SAN DIEGO CHARGERS

4020 Murphy Canyon Road
San Diego, CA 92123
(858) 874-4500
(858) 292-2760 (FAX)

TENNESSEE TITANS

Baptist Sports Park
460 Great Circle Rd.
Nashville, TN 37228
(615) 565-4000
(615) 565-4105 (FAX)

NFC

ARIZONA CARDINALS

8701 South Hardy Drive
Tempe, AZ 85284-2800
(602) 379-0101
(602) 379-1821 (FAX)

ATLANTA FALCONS

4400 Falcon Parkway
Flowery Branch, GA 30542
(770) 965-3115
(770) 965-2766 (FAX)

CAROLINA PANTHERS

800 South Mint Street
Charlotte, NC 28202
(704) 358-7000
(704) 358-7615 (FAX)

CHICAGO BEARS

Halas Hall at Conway Park
1000 Football Drive
Lake Forest, IL 60045
(847) 295-6600
(847) 615-2387 (FAX)

DALLAS COWBOYS

One Cowboys Parkway
Irving, TX 75063
(972) 556-9900
(972) 556-9918 (FAX)

DETROIT LIONS

222 Republic Drive
Allen Park, MI 48342
(313) 216-4000
(313) 266-4229 (FAX)

GREEN BAY PACKERS

1265 Lombardi Avenue
Green Bay, WI 54307
(920) 496-5700
(920) 496-5749 (FAX)

MINNESOTA VIKINGS

9520 Viking Drive
Eden Prairie, MN 55344
(952) 828-6500
(952) 828-6540 (FAX)

NEW ORLEANS SAINTS

5800 Airline Drive
Metairie, LA 70003
(504) 731-1799
(504) 731-1888 (FAX)

NEW YORK GIANTS

Giants Stadium
East Rutherford, NJ 07073
(201) 935-8111
(201) 935-8493 (FAX)

PHILADELPHIA EAGLES

NovaCare Complex
One NovaCare Way
Philadelphia, PA 19145
(215) 463-2500
(215) 339-6745 (FAX)

SAN FRANCISCO 49ERS

4949 Centennial Boulevard
Santa Clara, CA 95054-1229
(408) 562-4949
(408) 727-2760 (FAX)

ST. LOUIS RAMS

One Rams Way
St. Louis, MO 63045
(314) 982-7267
(314) 770-9261 (FAX)

SEATTLE SEAHAWKS

11220 N.E. 53rd Street
Kirkland, WA 98033
(425) 827-9777
(425) 893-5108 (FAX)

TAMPA BAY BUCCANEERS

One Buccaneer Place
Tampa, FL 33607
(813) 870-2700
(813) 878-0813 (FAX)

WASHINGTON REDSKINS

21300 Redskin Park Drive
Ashburn, VA 20147
(703) 726-7000
(703) 726-7086 (FAX)

The Patriots and the Community: A Winning Team

THE NEW ENGLAND PATRIOTS CHARITABLE FOUNDATION

The New England Patriots Charitable Foundation is the 501(c)(3) non-profit organization created by the Kraft family to support charitable and philanthropic agencies throughout New England. This support comes in the form of direct grants and the donation of signed memorabilia to charitable causes and from Patriots players who offer their direct support by appearing at charity functions throughout the year.

Robert Kraft established the New England Patriots Charitable Foundation when he purchased the team in 1994 as a way for the organization to give back to the communities it calls home. The Foundation's primary goal is to support programs that aid the youth and families of the New England region by assisting programs that foster cultural diversity, education, family and health. The Foundation has taken special interest in youth programs that encourage education, creativity and development of character.

Over the past 11 years, the Foundation has made donations to thousands of non-profit organizations throughout New England and has partnered with numerous community groups, including the Boys & Girls Clubs of Greater Boston, the United Way, the R.O.S.E. (Regaining One's Self Esteem) Fund and a host of other New England charities. The Foundation also provides food baskets and toys to hundreds of families and children during the holiday season in partnership with Morgan Memorial Goodwill Industries and the Salvation Army.

In addition, the Foundation supports numerous health care initiatives and organizations, including the Robert K. Kraft Family Blood Donor Center at the Dana-Farber Cancer Institute and the Boston Children's Hospital. Last year, the Foundation also raised and donated approximately \$500,000 to international organizations supporting tsunami relief efforts in South Asia and East Africa. The team encouraged fans to donate through an incentive-based program that provided one Patriots playoff ticket to each person who donated \$1,000 to the cause.



Safety Rodney Harrison puts an Atlantic Middle School student through the paces on the obstacle course at the Patriots 2004 Hometown Huddle event.



Tom Brady talks with 7-year-old Jacob Taylor, the winner of the 2004 Patriots Take a Player to School Day. Brady spoke to over 400 students at North Elementary School in Seekonk, Mass. about the importance of goal setting and working hard in school.

New England Patriots Charitable Foundation Programs

Annual Kickoff Gala and Ron Burton Award

Each year, the New England Patriots Kickoff Gala is held in the Fidelity Investments Clubhouse at Gillette Stadium to ring in the new season and raise funds for the Patriots Charitable Foundation. Patriots players and staff members come together to mingle with their fans on the big night, which includes dinner, live and silent auctions and the presentation of the Ron Burton Community Service Award. The Burton Award honors the Patriots player who most embodies the qualities of Burton, the first player drafted by the team who was known for his commitment to the community and helping others. In 2004, wide receiver Troy Brown was honored with the second annual Ron Burton Award for his tireless efforts in the New England community and for his involvement in a national advertising campaign for the United Way.



Owner Robert Kraft presents Troy Brown with the 2nd annual Ron Burton Award, given to the Patriots player who most embodies the qualities of Burton, the first player drafted by the team, who was known for his commitment to the community.

Patriots Charitable Foundation Golf Tournament

Each summer for the past eight years, Patriots players, coaches and alumni have come together for a day of golf to benefit the Foundation. Fans are given the opportunity to play a round of golf with a Patriots player, with all of the proceeds going directly to the Foundation. The day includes 18 holes of golf, appearances by the New England Patriots Cheerleaders and a lot of fun and laughs with Patriots players, all for a good cause.


Youth Football

In recent years, the organization has expanded its concentration into the development of youth football programs throughout New England. Through the Foundation, the Patriots have made donations to improve football facilities at several area football fields and have conducted multiple football clinics in the New England Region. The Foundation has donated thousands of dollars to local high schools through the Coach of the Week program, hosted the regional Punt, Pass & Kick finals and partnered with National Football Foundation to host two youth and high school football Coaching Academies. The Foundation plans to continue to expand its support for youth football and to promote programs that encourage good sportsmanship and leadership skills.



Linebacker Tedy Bruschi gets some help wrapping gifts at the 2004 Bank of America holiday toy drive.

The Patriots and the Community: (cont.)



Wide receiver David Givens helps celebrate Dr. Seuss's 100th birthday by reading to a 4th grade class at the Ward School. The event was a part of the National Education Association's Read Across America Week.

Patriots Specialty License Plates

In 2004, the Patriots launched a specialty Patriots license plate that benefits the Charitable Foundation through its sales. For each plate ordered from the Massachusetts RMV, a portion of the total cost goes directly to the Foundation. Upon renewal of the plates, the entire sum benefits the Foundation. In addition, the team has begun to auction off low-numbered plates and plates featuring the jersey numbers of current and alumni players on the team Web site. The license plate features the Patriots logo centered above the Roman numerals representing each of the team's three Super Bowl Championships.

Community Quarterback Awards

Each year, the Kraft family and the Patriots honor members of the New England community for their service to non-profit organizations around the region. Each Community Quarterback is recognized for their leadership, dedication and a commitment to bettering their communities during a luncheon at Gillette Stadium with a donation made in their name to the non-profit organization for which they volunteer. Last year the organization recognized the Boston-based Teens Against Gang Violence, Rape Crisis Services of Greater Lowell and the Concord Regional Visiting Nurse Association Hospice House, among a host of others. In 2004, the Patriots awarded a total of \$50,000 in awards to 19 Community Quarterbacks representing charitable organizations from Massachusetts, Vermont, Connecticut, Rhode Island and New Hampshire. The overall winner, Dr. Ulric Johnson of Dorchester, Mass., received a \$10,000 grant to benefit Teens Against Gang Violence.



Linebacker Willie McGinest visits with a young patient at Massachusetts General Hospital. Patriots players often go to various Boston hospitals to lift the spirits of patients by signing autographs and posing for photos.

Men's Health Day

In 2004, the Patriots held their first Men's Health Day at Gillette Stadium to send the message that even the toughest men need to think about their health. Several local health organizations came together for Men's Health Day to provide cholesterol and blood pressure checks, a blood drive, skin cancer screenings and other valuable health information for the attendees. Patriots players, coaches and other staff members were on hand to help out and learn about options for healthier living.

Patriots High School Coach of the Week

Each week during the high school football season, the Patriots honor a high school football coach with its Coach of the Week Award. This season will mark the 10th year in which the Patriots have joined the National Football League in conducting the program, which recognizes outstanding high school coaches and promotes youth football throughout New England. Patriots Hall of Fame linebacker Andre Tippett, who is now the team's football development and promotions director, oversees the program as part of the Foundation's commitment to youth football initiatives. The team awards the selected coach each week with a \$1,000 grant to benefit the school's football program. At the end of the season, one Coach of the Year is selected from the previous weekly winners and is awarded with an additional \$2,000 grant. In 2004, Acton-Boxboro High's Bill Maver was named the New England Patriots High School Coach of the Year in recognition of his team's undefeated 13-0 season and Division 2 Super Bowl championship.



Richard Seymour and Roosevelt Colvin find themselves in a bind during the "Wrap a Pat" event at the Patriots-Salvation Army holiday party.



Patriots great Andre Tippett finishes up a practice with the Foxborough Pop Warner league, which came to the Gillette Stadium practice facility during the NFL's 2004 Play Football Week.

2005 NFL Week-by-Week Schedule

all times eastern

Week 1

Thursday, Sept. 8

Oakland at New England, 9:00 p.m.

Sunday, Sept. 11

Chicago at Washington, 1:00 p.m.
Cincinnati at Cleveland, 1:00 p.m.
Denver at Miami, 1:00 p.m.
Houston at Buffalo, 1:00 p.m.
New Orleans at Carolina, 1:00 p.m.
N.Y. Jets at Kansas City, 1:00 p.m.
Seattle at Jacksonville, 1:00 p.m.
Tampa Bay at Minnesota, 1:00 p.m.
Tennessee at Pittsburgh, 1:00 p.m.
Arizona at N.Y. Giants, 4:15 p.m.
Dallas at San Diego, 4:15 p.m.
Green Bay at Detroit, 4:15 p.m.
St. Louis at San Francisco, 4:15 p.m.
Indianapolis at Baltimore, 8:30 p.m.
Monday, Sept. 12
Philadelphia at Atlanta, 9:00 p.m.

Week 2

Sunday, Sept. 18

Baltimore at Tennessee, 1:00 p.m.
Buffalo at Tampa Bay, 1:00 p.m.
Detroit at Chicago, 1:00 p.m.
Jacksonville at Indianapolis, 1:00 p.m.
Minnesota at Cincinnati, 1:00 p.m.
New England at Carolina, 1:00 p.m.
N.Y. Giants at New Orleans, 1:00 p.m.
Pittsburgh at Houston, 1:00 p.m.
San Francisco at Philadelphia, 1:00 p.m.
Atlanta at Seattle, 4:05 p.m.
St. Louis at Arizona, 4:05 p.m.
Cleveland at Green Bay, 4:15 p.m.
Miami at N.Y. Jets, 4:15 p.m.
San Diego at Denver, 4:15 p.m.
Kansas City at Oakland, 8:30 p.m.
Monday, Sept. 19
Washington at Dallas, 9:00 p.m.

Week 3

Sunday, Sept. 25

Atlanta at Buffalo, 1:00 p.m.
Carolina at Miami, 1:00 p.m.
Cincinnati at Chicago, 1:00 p.m.
Cleveland at Indianapolis, 1:00 p.m.
Jacksonville at N.Y. Jets, 1:00 p.m.
New Orleans at Minnesota, 1:00 p.m.
Oakland at Philadelphia, 1:00 p.m.
Tampa Bay at Green Bay, 1:00 p.m.
Tennessee at St. Louis, 1:00 p.m.
Arizona at Seattle, 4:05 p.m.
Dallas at San Francisco, 4:05 p.m.
New England at Pittsburgh, 4:15 p.m.
N.Y. Giants at San Diego, 8:30 p.m.
Monday, Sept. 26
Kansas City at Denver, 9:00 p.m.
(Open date: Baltimore, Detroit, Houston, Washington)

Week 4

Sunday, Oct. 2

Buffalo at New Orleans, 1:00 p.m.
Denver at Jacksonville, 1:00 p.m.
Detroit at Tampa Bay, 1:00 p.m.
Houston at Cincinnati, 1:00 p.m.
Indianapolis at Tennessee, 1:00 p.m.
Philadelphia at Kansas City, 1:00 p.m.
San Diego at New England, 1:00 p.m.
Seattle at Washington, 1:00 p.m.
St. Louis at N.Y. Giants, 1:00 p.m.
N.Y. Jets at Baltimore, 4:05 p.m.
Dallas at Oakland, 4:15 p.m.
Minnesota at Atlanta, 4:15 p.m.
San Francisco at Arizona, 8:30 p.m.
Monday, Oct. 3
Green Bay at Carolina, 9:00 p.m.
(Open date: Chicago, Cleveland, Miami, Pittsburgh)

Week 5

Sunday, Oct. 9

Baltimore at Detroit, 1:00 p.m.
Chicago at Cleveland, 1:00 p.m.
Miami at Buffalo, 1:00 p.m.
New England at Atlanta, 1:00 p.m.
New Orleans at Green Bay, 1:00 p.m.
Seattle at St. Louis, 1:00 p.m.
Tampa Bay at N.Y. Jets, 1:00 p.m.
Tennessee at Houston, 1:00 p.m.
Indianapolis at San Francisco, 4:05 p.m.
Carolina at Arizona, 4:15 p.m.
Philadelphia at Dallas, 4:15 p.m.
Washington at Denver, 4:15 p.m.
Cincinnati at Jacksonville, 8:30 p.m.
Monday, Oct. 10
Pittsburgh at San Diego, 9:00 p.m.
(Open date: Kansas City, Minnesota, N.Y. Giants, Oakland)

Week 6

Sunday, Oct. 16

Atlanta at New Orleans, 1:00 p.m.
Carolina at Detroit, 1:00 p.m.
Cincinnati at Tennessee, 1:00 p.m.
Cleveland at Baltimore, 1:00 p.m.
Jacksonville at Pittsburgh, 1:00 p.m.
Miami at Tampa Bay, 1:00 p.m.
Minnesota at Chicago, 1:00 p.m.
N.Y. Giants at Dallas, 1:00 p.m.
Washington at Kansas City, 1:00 p.m.
New England at Denver, 4:15 p.m.
N.Y. Jets at Buffalo, 4:15 p.m.
San Diego at Oakland, 4:15 p.m.
Houston at Seattle, 8:30 p.m.
Monday, Oct. 17
St. Louis at Indianapolis, 9:00 p.m.
(Open date: Arizona, Green Bay, Philadelphia, San Francisco)

Week 7

Sunday, Oct. 23

Detroit at Cleveland, 1:00 p.m.
Green Bay at Minnesota, 1:00 p.m.
Indianapolis at Houston, 1:00 p.m.
Kansas City at Miami, 1:00 p.m.
New Orleans at St. Louis, 1:00 p.m.
Pittsburgh at Cincinnati, 1:00 p.m.
San Diego at Philadelphia, 1:00 p.m.
San Francisco at Washington, 1:00 p.m.
Dallas at Seattle, 4:05 p.m.
Baltimore at Chicago, 4:15 p.m.
Buffalo at Oakland, 4:15 p.m.
Denver at N.Y. Giants, 4:15 p.m.
Tennessee at Arizona, 4:15 p.m.
Monday, Oct. 24
N.Y. Jets at Atlanta, 9:00 p.m.
(Open date: Carolina, Jacksonville, **New England**, Tampa Bay)

Week 8

Sunday, Oct. 30

Arizona at Dallas, 1:00 p.m.
Chicago at Detroit, 1:00 p.m.
Cleveland at Houston, 1:00 p.m.
Green Bay at Cincinnati, 1:00 p.m.
Jacksonville at St. Louis, 1:00 p.m.
Miami at New Orleans, 1:00 p.m.
Minnesota at Carolina, 1:00 p.m.
Oakland at Tennessee, 1:00 p.m.
Washington at N.Y. Giants, 1:00 p.m.
Kansas City at San Diego, 4:05 p.m.
Philadelphia at Denver, 4:15 p.m.
Tampa Bay at San Francisco, 4:15 p.m.
Buffalo at New England, 8:30 p.m.
Monday, Oct. 31
Baltimore at Pittsburgh, 9:00 p.m.
(Open date: Atlanta, Indianapolis, N.Y. Jets, Seattle)

Week 9

Sunday, Nov. 6

Atlanta at Miami, 1:00 p.m.
Carolina at Tampa Bay, 1:00 p.m.
Chicago at New Orleans, 1:00 p.m.
Cincinnati at Baltimore, 1:00 p.m.
Detroit at Minnesota, 1:00 p.m.
Houston at Jacksonville, 1:00 p.m.
Oakland at Kansas City, 1:00 p.m.
San Diego at N.Y. Jets, 1:00 p.m.
Tennessee at Cleveland, 1:00 p.m.
N.Y. Giants at San Francisco, 4:05 p.m.
Seattle at Arizona, 4:05 p.m.
Pittsburgh at Green Bay, 4:15 p.m.
Philadelphia at Washington, 8:30 p.m.
Monday, Nov. 7
Indianapolis at New England, 9:00 p.m.
(Open date: Buffalo, Dallas, Denver, St. Louis)

2005 NFL Week-by-Week Schedule

all times eastern

Week 10

Sunday, Nov. 13

Arizona at Detroit, 1:00 p.m.
Baltimore at Jacksonville, 1:00 p.m.
Houston at Indianapolis, 1:00 p.m.
Kansas City at Buffalo, 1:00 p.m.
Minnesota at N.Y. Giants, 1:00 p.m.
New England at Miami, 1:00 p.m.
San Francisco at Chicago, 1:00 p.m.
Washington at Tampa Bay, 1:00 p.m.
Denver at Oakland, 4:05 p.m.
N.Y. Jets at Carolina, 4:05 p.m.
Green Bay at Atlanta, 4:15 p.m.
St. Louis at Seattle, 4:15 p.m.
Cleveland at Pittsburgh, 8:30 p.m.

Monday, Nov. 14

Dallas at Philadelphia, 9:00 p.m.
(Open date: Cincinnati, New Orleans, San Diego, Tennessee)

Week 11

Sunday, Nov. 20

Arizona at St. Louis, 1:00 p.m.
Carolina at Chicago, 1:00 p.m.
Detroit at Dallas, 1:00 p.m.
Indianapolis at Cincinnati, 1:00 p.m.
Jacksonville at Tennessee, 1:00 p.m.
Miami at Cleveland, 1:00 p.m.
New Orleans at New England, 1:00 p.m.
Oakland at Washington, 1:00 p.m.
Philadelphia at N.Y. Giants, 1:00 p.m.
Tampa Bay at Atlanta, 1:00 p.m.
Seattle at San Francisco, 4:05 p.m.
Buffalo at San Diego, 4:15 p.m.
N.Y. Jets at Denver, 4:15 p.m.
Pittsburgh at Baltimore, 4:15 p.m.
Kansas City at Houston, 8:30 p.m.

Monday, Nov. 21

Minnesota at Green Bay, 9:00 p.m.

Week 12

Thursday, Nov. 24

Atlanta at Detroit, 12:30 p.m.
Denver at Dallas, 4:15 p.m.

Sunday, Nov. 27

Baltimore at Cincinnati, 1:00 p.m.
Carolina at Buffalo, 1:00 p.m.
Chicago at Tampa Bay, 1:00 p.m.
Cleveland at Minnesota, 1:00 p.m.
New England at Kansas City, 1:00 p.m.
San Diego at Washington, 1:00 p.m.
San Francisco at Tennessee, 1:00 p.m.
St. Louis at Houston, 1:00 p.m.
Jacksonville at Arizona, 4:05 p.m.
Miami at Oakland, 4:05 p.m.
Green Bay at Philadelphia, 4:15 p.m.
N.Y. Giants at Seattle, 4:15 p.m.
New Orleans at N.Y. Jets, 8:30 p.m.

Monday, Nov. 28

Pittsburgh at Indianapolis, 9:00 p.m.

Week 13

Sunday, Dec. 4

Atlanta at Carolina, 1:00 p.m.
Buffalo at Miami, 1:00 p.m.
Cincinnati at Pittsburgh, 1:00 p.m.
Dallas at N.Y. Giants, 1:00 p.m.
Green Bay at Chicago, 1:00 p.m.
Houston at Baltimore, 1:00 p.m.
Jacksonville at Cleveland, 1:00 p.m.
Minnesota at Detroit, 1:00 p.m.
Tampa Bay at New Orleans, 1:00 p.m.
Tennessee at Indianapolis, 1:00 p.m.
Arizona at San Francisco, 4:05 p.m.
Washington at St. Louis, 4:05 p.m.
Denver at Kansas City, 4:15 p.m.
N.Y. Jets at New England, 4:15 p.m.
Oakland at San Diego, 8:30 p.m.

Monday, Dec. 5

Seattle at Philadelphia, 9:00 p.m.

Week 14

Sunday, Dec. 11

Chicago at Pittsburgh, 1:00 p.m.
Cleveland at Cincinnati, 1:00 p.m.
Houston at Tennessee, 1:00 p.m.
Indianapolis at Jacksonville, 1:00 p.m.
New England at Buffalo, 1:00 p.m.
Oakland at N.Y. Jets, 1:00 p.m.
St. Louis at Minnesota, 1:00 p.m.
Tampa Bay at Carolina, 1:00 p.m.
N.Y. Giants at Philadelphia, 4:05 p.m.
San Francisco at Seattle, 4:05 p.m.
Washington at Arizona, 4:05 p.m.
Baltimore at Denver, 4:15 p.m.
Kansas City at Dallas, 4:15 p.m.
Miami at San Diego, 4:15 p.m.
Detroit at Green Bay, 8:30 p.m.
Monday, Dec. 12
New Orleans at Atlanta, 9:00 p.m.

Week 15

Saturday, Dec. 17

Tampa Bay at New England, 1:30 p.m.
Kansas City at N.Y. Giants, 5:00 p.m.
Denver at Buffalo, 8:30 p.m.

Sunday, Dec. 18

Arizona at Houston, 1:00 p.m.
Carolina at New Orleans, 1:00 p.m.
Dallas at Washington, 1:00 p.m.
N.Y. Jets at Miami, 1:00 p.m.
Pittsburgh at Minnesota, 1:00 p.m.
San Diego at Indianapolis, 1:00 p.m.
Seattle at Tennessee, 1:00 p.m.
San Francisco at Jacksonville, 1:00 p.m.
Cincinnati at Detroit, 4:05 p.m.
Cleveland at Oakland, 4:05 p.m.
Philadelphia at St. Louis, 4:15 p.m.
Atlanta at Chicago, 8:30 p.m.

Monday, Dec. 19

Green Bay at Baltimore, 9:00 p.m.

Week 16

Saturday, Dec. 24

Atlanta at Tampa Bay, 1:00 p.m.
Buffalo at Cincinnati, 1:00 p.m.
Dallas at Carolina, 1:00 p.m.
Detroit at New Orleans, 1:00 p.m.
Jacksonville at Houston, 1:00 p.m.
N.Y. Giants at Washington, 1:00 p.m.
Pittsburgh at Cleveland, 1:00 p.m.
San Diego at Kansas City, 1:00 p.m.
San Francisco at St. Louis, 1:00 p.m.
Tennessee at Miami, 1:00 p.m.
Philadelphia at Arizona, 4:05 p.m.
Indianapolis at Seattle, 4:15 p.m.
Oakland at Denver, 4:15 p.m.

Sunday, Dec. 25

Chicago at Green Bay, 5:00 p.m.
Minnesota at Baltimore, 8:30 p.m.

Monday, Dec. 26

New England at N.Y. Jets, 9:00 p.m.

Week 17

Saturday, Dec. 31

Denver at San Diego, 4:30 p.m.
N.Y. Giants at Oakland, 8:00 p.m.

Sunday, Jan. 1

Arizona at Indianapolis, 1:00 p.m.
Baltimore at Cleveland, 1:00 p.m.
Buffalo at N.Y. Jets, 1:00 p.m.
Carolina at Atlanta, 1:00 p.m.
Chicago at Minnesota, 1:00 p.m.
Cincinnati at Kansas City, 1:00 p.m.
Detroit at Pittsburgh, 1:00 p.m.
Miami at New England, 1:00 p.m.
New Orleans at Tampa Bay, 1:00 p.m.
Houston at San Francisco, 4:05 p.m.
Tennessee at Jacksonville, 4:05 p.m.
Seattle at Green Bay, 4:15 p.m.
Washington at Philadelphia, 4:15 p.m.
St. Louis at Dallas, 8:30 p.m.

Postseason

Wild Card Weekend -- Jan. 7-8

Divisional Playoffs -- Jan. 14-15

Conference Championships --

Sunday, Jan. 22

Super Bowl XL -- Sunday, Feb. 5 -- Ford Field, Detroit, Mich.

AFC-NFC Pro Bowl -- Sunday, Feb.

12 -- Aloha Stadium, Honolulu, Hawaii

Gillette Stadium



Gillette Stadium is New England's premier sports and entertainment venue.

The Patriots have enjoyed one of the NFL's greatest home-field advantages at Gillette Stadium, having amassed an overall record of 24-3 since the stadium's grand opening on Sept. 9, 2002.

In 2004, the Patriots recorded their second straight perfect home season, winning all nine of their 2004 home games after recording a 10-0 mark in 2003. The Patriots' 20-game home winning streak heading into the 2005 season began on December 29, 2002 with a 27-24 win over Miami.

Patriots fans have embraced Gillette Stadium with unprecedented fervor, using the most fan-friendly venue to express their passion for the Patriots. Fans have packed every Patriots home game since the 1994 season, a streak set to reach 125 games by the end of the 2005 regular season, and flocked to the stadium to see the New England Revolution, attend world-class concerts and participate in special events.

With the unveiling of the 2004 Super Bowl banner at the 2005 season opener, three Super Bowl championship banners will hang in Gillette Stadium, each introduced at a season-opening ceremony at the stadium. The 2001 Super Bowl banner was unveiled at the Patriots' first regular season game at Gillette Stadium in 2002.


The 2003 season at Gillette Stadium provided some of the franchise's most memorable moments, including a 12-0 shutout win over Miami to clinch New England's second AFC East title in three years. The snowy celebrations during that historic win provided a picturesque display and firmly established Gillette Stadium as one of the most unique and envied environments in sports.

Fan satisfaction was at the forefront of Gillette Stadium's design. The stadium offers unobstructed views from the entire length of each of its wide concourses, ensuring a great view of the field from practically anywhere inside the turnstiles. Additional gathering areas, such as the end-zone plazas, offer an alternative viewing area where fans can also gather to socialize before, during and after games. Once at their seats, guests relax in theater-style chairs, each one complete with a drink holder. For the ultimate in creature comforts, the Fidelity Investments Clubhouse offers over 6,000 club members access to 120,000 square feet of space to enjoy not just on game days, but year-round. In addition to the Clubhouse areas, the stadium's 87 luxury suites are the largest in the NFL, ranging from 800 to 2,700 square feet. Each suite features luxurious furnishings as well as private bars and restrooms.



Gillette Stadium celebrates New England's heritage with a unique display of local flavor. A stylized lighthouse and bridge greet fans entering from the Bank of America Gate and create the stadium's recognizable signature view. Fans gathering in the Bank of America Plaza can enjoy a granite map of New England constructed with stone from each of the six states. The coastal heritage of the region is represented in a seascape scene that complements the bridge and lighthouse and flanks the players' entrance to the field. Guests can experience a unique view of the action from atop the bridge, which connects the east and west concourses at the base of the lighthouse.

With one of the most state-of-the-art and fan-friendly playing venues in the National Football League, the Patriots and their fans will look to continue to capitalize on their home-field advantage.



Gillette Stadium Facts

Cost	Approximately \$325 million
Financing	Privately financed
Capacity	68,756
Luxury Suites	87 (Ranging from 800 to 2,700 sf)
Club Seats	over 6,000
Fidelity Investments Clubhouse	120,000 sf
Parking Spaces	16,500
Width of concourses	up to 70 feet

Concession points of sale	over 500
Permanent novelty stands	15
Video screens	2 HDTV video boards
Size of video screens	.48 feet x 27 feet
Stadium footprint	17.3 acres
Stadium area	1.9 million square feet
Television monitors	over 1,000
ATM locations	8

Gillette Stadium Construction Timeline

The construction of Gillette Stadium began on March 24, 2000. Just over 25 months later, the stadium hosted its first event when the New England Revolution hosted the Dallas Burn (5/11/02). The grand opening of Gillette Stadium was on Monday, Sept. 9, 2002 as the Patriots unveiled their Super Bowl XXXVI championship banner and defeated the Pittsburgh Steelers 30-14 on Monday Night Football.

May 1, 1999	The Patriots begin planning for a new stadium in Foxborough, Mass.
May 24, 1999	State legislation is signed, approving infrastructure improvements for a privately-financed stadium in Foxborough.
Dec. 6, 1999	The Patriots receive final approval to proceed with their plans for construction after a Foxborough Town Meeting gives overwhelming approval.
March 24, 2000	Excavation begins for the new stadium.
April 18, 2000	The Patriots unveil the plans for their new stadium.
June 15, 2000	The first concrete foundation is poured
Sept. 19, 2000	The first structural steel column is set.
April 3, 2001	Structural steel topping-off ceremony is held.
July 28, 2001	Diversion of the Neponset River into its new, 3,000-foot river corridor is finalized.
Aug. 6, 2001	Seat installation is begun of seats manufactured by Hussey Seating Company of New Berwick, Maine.
Sept. 4, 2001	Construction of the new playing field is begun.
October, 2001	Installation of the video boards and scoreboards is begun.
Nov. 19, 2001	The final piece of sod is placed, completing the placement of 96,000 square feet of Kentucky Blue Grass.
December, 2001	Construction is completed for the 250,000 gallon per day waste-water treatment plant.
January, 2002	Demolition of Foxboro Stadium is begun.
May, 2002	The Patriots move into their new home.
May 11, 2002	The New England Revolution hosted the Dallas Burn in the first event at the new stadium.
June 1, 2002	The demolition of Foxboro Stadium is completed.
June 9, 2002	The WBCN River Rave is held as the first concert at the new stadium.
Aug. 5, 2002	The Patriots sign a 15-year agreement with the Gillette Company for exclusive naming rights to Gillette Stadium.
Aug. 17, 2002	The Patriots defeat the Philadelphia Eagles, 16-15, in the first preseason football game at Gillette Stadium.
Sept. 9, 2002	Gillette Stadium celebrates its grand opening as the Patriots defeat the Pittsburgh Steelers 30-14 in the 2002 season opener on Monday Night Football.
July, 2003	The Patriots open 2003 training camp at Gillette Stadium, marking the first time in franchise history the team holds training camp at its year-round facility.
November, 2003	The Patriots open a new 80,000 square foot indoor practice facility at Gillette Stadium.
Jan. 18, 2004	Gillette Stadium hosts its first AFC Championship Game, as the Patriots finish the season 12-0 at home with a 24-14 win over the Indianapolis Colts to advance to Super Bowl XXXVIII.



Gillette STADIUM™

Stadium Seating diagram



Directions to Gillette Stadium:

From downtown Boston/Logan Airport:

Follow signs through the Ted Williams Tunnel to I-93 South. Take I-93 South to Exit 1 (to Providence) approximately 18 miles. Exit 1 puts you on I-95 South. Follow I-95 South for 7.4 miles to Exit 9 (Wrentham), which exits onto Route 1 South. Continue on Route 1 South for four miles. Gillette Stadium is on the left. Enter lot P1.

From downtown Providence/T.F. Green Airport:


Exit T.F. Green airport following signs to I-95 North. Take I-95 North 26 miles to I-495 North (Exit 6B off I-95). Take I-495 North 2.6 miles to Route 1 North (Exit 14). Take Route 1 North 4.4 miles. Gillette Stadium is on the right. Enter Gate P1.

Extra Points

Various notes that place the Patriots in a historical context are interspersed throughout the 2005 Media Guide. Below is an index of these interesting facts.

Pro Football's Longest Winning Streaks	13	All-Time NFL Postseason Standings	107
Three Championships in a Four-Year Span	15	NFL's Longest Postseason Winning Streaks	107
Back-To-Back 14-Win Seasons	16	All-Time Super Bowl Victories	154
NFL's All-Time Best Single-Season Records	54	Championship Eras in Professional Sports	157
Super Bowl Appearances in Last 10 Years	54	All-Time Super Bowl Appearances	169
Closest Super Bowl Games	61	Super Bowl Appearances in Last 20 Years	174
Most Victories in a Two Year Span	90	Most Consecutive Wins When Leading at Halftime	193

In a region steeped in tradition,
thanks for starting a new one.



Congratulations, Patriots, for again giving us a reason to take pride in the place we call home.

1.800.FIDELITY

FIDELITY.COM

INVESTOR CENTERS



**PUSH THE BUTTON.
FEEL THE POWER.**



M3Power™ is the first battery-powered shaving system from Gillette. It's a real boost in shaving performance. Nitro is M3Power with a bold, sleek look. Feel the power of the world's best shave.