

2008 Media Guide



NEW ENGLAND PATRIOTS



MEDIA CONTACTS



Stacey James
Vice President
of Media Relations



Casey O'Connell
Director
of Media Relations



Jeff Cournoyer
Assistant Director of
Corporate Communications



Scott Barboza
Media Relations
Assistant



Tara Bertrand
Media Relations
Administrative Asst.

The 2008 New England Patriots Media Guide has been prepared to assist all members of the media in their coverage of the Patriots during the 2008 season. Should you require additional information, further assistance or wish to arrange an interview, please contact a member of the Patriots media relations staff.

CONTACT INFORMATION

Media Relations Main Number: 508-384-4203

Gillette Stadium ✂ One Patriot Place ✂ Foxborough, MA 02035 ✂ Fax: 508-543-9053

	Office Phone	Cell Phone	E-mail Address
Stacey James	508-384-9105	508-326-6868	staceyj@patriots.com
Casey O'Connell	508-384-9111	508-326-6870	caseyo@patriots.com
Jeff Cournoyer	508-549-0492	774-406-6487	jeffco@patriots.com
Scott Barboza	508-384-9195	508-958-2138	scottb@patriots.com
Tara Bertrand	508-384-4311	774-406-6389	tarab@patriots.com

MEDIA WEBSITE

<http://media.patriots.com>

The Patriots maintain a media-only Web site to further assist local and national media in covering the team. The site is available 24 hours a day, seven days a week and serves as the team's primary media credentialing system. In addition, the site contains all of the Patriots' up-to-date press releases, statistics, transcripts and other reference material. All of the Patriots' media materials since the start of the 2003 season are available in the site's archives. Visit <http://media.patriots.com> to register for access.

2008 PATRIOTS SCHEDULE

- PRESEASON -					
Date	Opponent	Stadium	Time	Network	Affiliate
Thursday, Aug. 7	Baltimore Ravens	Gillette Stadium	7:30 p.m.	WCVB	WCVB
Sunday, Aug. 17	at Tampa Bay Buccaneers	Raymond James Stadium	8:00 p.m.	NFL Network	WBZ
Friday, Aug. 22	Philadelphia Eagles	Gillette Stadium	7:30 p.m.	WCVB	WCVB
Thursday, Aug. 28	at New York Giants	Giants Stadium	7:00 p.m.	WCVB	WCVB
- REGULAR SEASON -					
Date	Opponent	Stadium	Time	Network	Affiliate
Sunday, Sept. 7	Kansas City Chiefs	Gillette Stadium	1:00 p.m.	CBS	WBZ
Sunday, Sept. 14	at New York Jets	Giants Stadium	4:15 p.m.	CBS	WBZ
Sunday, Sept. 21	Miami Dolphins	Gillette Stadium	1:00 p.m.	CBS	WBZ
Sunday, Sept. 28	BYE WEEK				
Sunday, Oct. 5	at San Francisco 49ers	Monster Park	4:15 p.m.	CBS	WBZ
Sunday, Oct. 12	at San Diego Chargers	Qualcomm Stadium	8:15 p.m.	NBC	WHDH
Monday, Oct. 20	Denver Broncos	Gillette Stadium	8:30 p.m.	ESPN	WCVB
Sunday, Oct. 26	St. Louis Rams	Gillette Stadium	1:00 p.m.	FOX	WFXT
Sunday, Nov. 2	at Indianapolis Colts	Lucas Oil Stadium	8:15 p.m.	NBC	WHDH
Sunday, Nov. 9	Buffalo Bills	Gillette Stadium	1:00 p.m.	CBS	WBZ
Thursday, Nov. 13	New York Jets	Gillette Stadium	8:15 p.m.	NFL Network	WCVB
Sunday, Nov. 23	at Miami Dolphins	Dolphin Stadium	1:00 p.m. *	CBS*	WBZ*
Sunday, Nov. 30	Pittsburgh Steelers	Gillette Stadium	4:15 p.m. *	CBS*	WBZ*
Sunday, Dec. 7	at Seattle Seahawks	Qwest Field	8:15 p.m.*	NBC*	WHDH*
Sunday, Dec. 14	at Oakland Raiders	McAfee Coliseum	4:15 p.m. *	CBS*	WBZ*
Sunday, Dec. 21	Arizona Cardinals	Gillette Stadium	1:00 p.m. *	FOX*	WFXT*
Sunday, Dec. 28	at Buffalo Bills	Ralph Wilson Stadium	1:00 p.m. *	CBS*	WBZ*

All Times Eastern. **Bold** indicates nationally televised games *Game time and network subject to possible flexible scheduling adjustment.

NEW ENGLAND PATRIOTS

2008 Media Guide

Gillette Stadium ✧ One Patriot Place ✧ Foxborough, Massachusetts

Super Bowl Championships (3): 2001, 2003, 2004

Conference Championships (6): 1985, 1996, 2001, 2003, 2004, 2007

Division Championships (11): 1963, 1978, 1986, 1996, 1997, 2001, 2003, 2004, 2005, 2006, 2007

Playoff Seasons (16): 1963, 1976, 1978, 1982, 1985, 1986, 1994, 1996, 1997, 1998,
2001, 2003, 2004, 2005, 2006, 2007

2007 Season In Review	209	Playoff History	367
2007 Statistics	210	Records	369
Game-by-Game Statistics	213	Results	368
Honors and Awards	223	Championship Game Summaries	374
Participation Chart	225		
Transactions	226	Records	331
All-Time Results	271	All-Time Leaders	332
Preseason	272	Year-by-Year Leaders	341
Regular Season	282	Consecutive Records	346
Postseason	368	Individual Records	347
Overtime Games	279	Longest Plays	339
Prime-Time Games	274	Playoff Records	369
Series	275	Team Records	357
Attendance Figures	281	Reference	
Biographies		Patriots Charitable Foundation	389
Draft Choices	192	Patriots Cheerleaders	386
Executive Bios	5	Patriots Football Network	384
Football Staff	13	Pool Reporters	383
Rookie & First-Year Free Agents	199	Preseason Television Network	383
Veteran Players	48	Radio Broadcast Network	382
		Staff Directory	388
Gillette Stadium	2	Rosters	204
Directions to	2	2007 Alphabetical Roster	204
		2007 Numerical Roster	206
Franchise History	227	All-Time Roster	247
Anniversary Teams	234	How Built Chart	208
Coaches All-Time Records	34		
Coaches All-Time Roster	35		
All-Time Draft	260		
Hall of Fame	228		
Historical Timeline	236		
Pro Bowl Selections	235		
Roster (All-Time)	247		
Trades (2000-07)	268		

2008 MEDIA GUIDE CREDITS

This media guide includes a compilation of information that has been gathered and preserved by each of the team's previous media relations departments. Many thanks to everyone who has helped prepare and preserve this information.

The 2008 Patriots Media Guide was written and edited by the Patriots Media Relations Staff.

Advertising Sales: Murray Kohl

Photography: Tom Croke,
David Silverman

Design and Layout:

Jessica Sandusky

Printing: Dual Printing



1-800-358-4348

Gillette STADIUM™



Gillette Stadium, home to the three-time Super Bowl Champion New England Patriots and Major League Soccer's New England Revolution, is New England's premier sports and entertainment venue.

Fans have sold out every Patriots home game since the venue opened, part of an overall streak set to reach 159 games by the end of the 2008 season, and flock to Gillette Stadium to see the New England Revolution, attend world-class concerts and participate in special events that keep the stadium busy year round.

Fan satisfaction is at the forefront of Gillette Stadium's design, with unobstructed views from the entire length of each of its wide concourses ensuring a great view of the field from practically anywhere inside the turnstiles. Additional gathering areas, such as the end-zone plazas, offer alternative viewing where fans can also gather to socialize before, during and after games. Once at their seats, guests relax in theater-style chairs, each one complete with a drink holder. For the ultimate in creature comforts, the Fidelity Investments Clubhouse offers more than 6,000 club members access to 120,000 square feet of space to enjoy not just on game days, but year-round. In addition to the Clubhouse areas, the stadium's 87 luxury suites are the largest in the NFL, ranging from 800 to 2,700 square feet. Each suite features luxurious furnishings as well as private bars and restrooms.

Gillette Stadium celebrates New England's heritage with a unique display of local flavor. A stylized lighthouse and bridge greet fans entering from the Bank of America Gate and create the stadium's signature view. A granite map of New England constructed with stone from each of the six states greets fans near the lighthouse. The coastal heritage of the region is represented in a seascape scene that complements the bridge and lighthouse and flanks the players' entrance to the field. Guests can experience a unique view of the action from atop the bridge, which connects the east and west concourses at the base of the lighthouse.

GILLETTE STADIUM FACTS

Cost	Approx. \$325 million
Financing	Privately financed
Capacity	68,756
Club Seats	6,000+
Luxury Suites	87 (800 to 2,700 sf)
Fidelity Investments Clubhouse	120,000 sf
Width of concourses	up to 70 ft
Concession points of sale	500+
Permanent novelty stands	15
HDTV video screens	2 (48 feet x 27 feet)
Stadium footprint	17.3 acres
Stadium area	1.9 million sf
Television monitors	1,000+
ATM locations	8
Distance to downtown Boston	27.5 miles
Distance to downtown Providence	27 miles

DIRECTIONS TO GILLETTE STADIUM

From Downtown Boston/Logan Airport:

Follow signs for I-93 South. Take I-93 South approximately 18 miles to Exit 1 (to I-95 South/Providence). Take I-95 South for 7.4 miles to Exit 9 (Wrentham), which exits onto Route 1 South. Follow Route 1 South for four miles. Gillette Stadium is on the left. Enter P1.

From Downtown Providence/T.F. Green Airport:

Follow signs for I-95 North. Take I-95 North approximately 26 miles to Exit 6B (I-495 North). Take I-495 North 2.6 miles to Exit 14 (Route 1 North). Follow Route 1 North 4.4 miles. Gillette Stadium is on the right. Enter P8.



Patriot Place is a 1.3-million square foot super-regional lifestyle and entertainment destination adjacent to Gillette Stadium.

More than half of Patriot Place's 70 shopping, dining and entertainment spots will be open for the start of the 2008 season. The Hall at Patriot Place presented by Raytheon, a Brigham & Women's/Mass General Health Care Center, The CBS Scene, Renaissance Hotel & Spa, Cinema de Lux and Bass Pro Shops are just a few of the attractions that will make Patriot Place a year-round destination.

For more information about Patriot Place, please visit www.patriot-place.com

THE HALL AT PATRIOT PLACE PRESENTED BY RAYTHEON

The Hall at Patriot Place presented by Raytheon is a highly interactive experience showcasing the history of the New England Patriots and providing a permanent home for the franchise's Hall of Fame. The Hall explores the history of football in New England and features an integrated math and sciences education program to benefit visiting school groups. Utilizing the latest in design concepts and multimedia technology, The Hall is unique among sports museums and a must-visit attraction for any Patriots fan. For more information about The Hall at Patriot Place presented by Raytheon, please visit www.thehallatpatriotplace.com

THE HALL BY THE NUMBERS

- 13 Number of players in the Patriots Hall of Fame
- 3 Number of Lombardi Trophies on display
- 36,000 sq ft . . . Total exhibit, archive and office space
- 4,500 sq ft . . . Size of "Patriots United" grand hall
- 11 Number of signature exhibit galleries
- 30 ft Height of the double-sided interactive video pylons honoring the Patriots Hall of Famers
- 45 ft Height of the cathedral ceiling of the Patriots United grand hall
- 150 Number of seats in The Hall's panoramic theatre, featuring "Patriots Way," a 10-minute feature film.
- 16,000 sq ft . . . Size of the new Patriots ProShop occupying the first floor of the building





Make Every Day Game Day™

Introducing **New England Patriots™ Banking** from Bank of America.

Personal Checking

Open a New England Patriots™ personal checking account and express your Patriots™ pride every day with checks★ and Check Cards featuring the New England Patriots.™ And get automatic savings, when you enroll in the Keep the Change® service—where each Check Card purchase is rounded up to the next dollar and the difference is transferred to your savings account. Earn a 100% match on your savings for the first three months, and 10% thereafter, paid annually, up to \$250 a year.*

Credit Card

Show your pride another way. Apply for a Patriots Extra Points™ credit card and earn points on everyday purchases for exclusive Patriots Extra Points™ rewards. Redeem your points for unique merchandise like signed memorabilia, one-of-a-kind experiences like a VIP Tour of Gillette Stadium® or tickets to a home game. All with no annual fee.*

To apply for your New England Patriots™ Banking products,
visit your neighborhood Bank of America or bankofamerica.com/patriots.

Bank of America



Official Bank of the New England Patriots™


★ Standard check order fees apply.

☆ Upon enrollment, we will round up your Visa® Check Card purchases to the nearest dollar and transfer the difference from your checking account to your Bank of America savings account. We will match your Keep the Change savings at 100% for the first three months and, for New England Patriots™ customers, 10% thereafter. The maximum total match is \$250 per year. Matching funds are paid yearly after the anniversary of enrollment on accounts still open and enrolled. We will only match Keep the Change transfers on up to five checking accounts per depositor (including joint depositors) or up to five checking accounts per household, whichever is less. Eligible savings accounts include, but are not limited to, Regular Savings (or Market Rate Savings in WA and ID) that requires a minimum opening balance of \$25 (\$1 in WA and ID) and pays a variable Annual Percentage Yield (APY) that was 0.20% as of 5/21/2008. Money Market savings accounts are also eligible. Fees may reduce earnings. The promotional matching funds will be reported to the IRS on form 1099. Patent pending. EKT.C.4.21.08

◆ For information about the rates, fees and other costs and benefits associated with the use of this Rewards card, or to apply, go to the Web site listed above, visit a Bank of America banking center or write to P.O. Box 15020, Wilmington, DE 19850. This credit card program is issued and administered by FIA Card Services, N.A. Visa is a registered trademark of Visa International Service Association, and is used by the issuer pursuant to license from Visa U.S.A., Inc. NFL and related logos are trademarks of the National Football League. New England Patriots trademarks, including the Patriots logo, are the property of New England Patriots L.P., and are used pursuant to a licensing agreement with New England Patriots L.P. Bank of America and the Bank of America logo are registered trademarks of Bank of America Corporation.

Bank of America, N.A. Member FDIC. ©2008 Bank of America Corporation

AD-05-08-0427



EXECUTIVES



ROBERT KRAFT

CHAIRMAN AND CEO

"My objective in buying the Patriots is to help bring a championship to New England."

— ROBERT KRAFT, JAN. 21, 1994

DIVISION TITLES:



CONFERENCE TITLES:



SUPER BOWLS:



PLAYOFF SEASONS: 1994, 1996, 1997, 1998, 2001, 2003, 2004, 2005, 2006, 2007

Robert Kraft announced his intention to bring New England a championship the day he bought the Patriots in 1994. In the 14 years since, he has made good on that pledge several times over, as the Patriots have won an unrivaled three Super Bowls, five conference championships and eight division championships during that time.

Back in 1994, Kraft's talk of the Patriots winning championships was likely interpreted as delusions of grandeur from a man who had just invested an unprecedented amount of money to purchase the floundering franchise. In the four seasons immediately preceding Kraft's acquisition (1990-93), the Patriots compiled an NFL-worst 14-50 (.219) overall record, which included a 1-15 finish in 1990 and a 2-14 record in 1992. They were not only last in the standings, they were also last in attendance and in overall revenue.

But it didn't take long for Kraft's vision to come into focus. His personal investment in the team restored the faith of Patriots fans and rejuvenated interest throughout New England. The year he bought the team, season ticket sales soared to new heights, eclipsing 40,000 for the first time in franchise history. By the start of his first season, every game was sold out, a feat that had not been accomplished in the franchise's previous 34 seasons. The achievement ensured that local broadcast blackouts would be lifted and every Patriots game, home and away, would be televised throughout New England for the first time in team history.

That year, the Patriots won their final seven regular season games to qualify for the postseason, ending an eight-year playoff drought. By his fifth anniversary as owner, the Patriots had already established themselves as perennial playoff contenders, qualifying for the postseason four times, twice as division champions. In 1996, the Patriots claimed their first division title in 10 years. After defeating Pittsburgh in the playoffs, the Patriots hosted their first conference championship game in franchise history and advanced to Super Bowl XXXI.

The transformation of the Patriots under Kraft's leadership constitutes one of the greatest long-term, worst-to-first revivals in sports history. In 2005, *Forbes* magazine valued the Patriots franchise at one billion dollars. The Patriots were just the fourth sports franchise

in history to eclipse that financial plateau. After winning back-to-back Super Bowls and three titles in four years, *Forbes* named the Patriots "The Best Team in Sports."

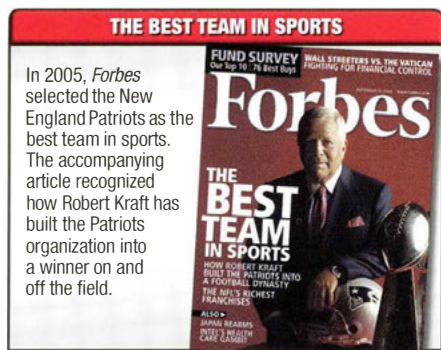
In Kraft's first 14 seasons in the NFL (1994-2007), no other NFL team won more, or more often, than the New England Patriots. Entering the 2008 season, the Patriots recorded more victories (162), including playoff victories (17), than any other NFL team and own the highest winning percentages in overall games (.653) and playoff games (.708).

In 2007, the New England Patriots won a franchise-record fifth consecutive division title. They also became the first NFL team to go 16-0 during the regular season and the only team to ever win 18 consecutive games in one season. The undefeated season boosted the team's overall record in the last five years to 77-17 for a remarkable .819 winning percentage. The 77 wins in five years is the most by any team over any five-year span in NFL history.

During that time, the Patriots claimed pro football's records for the longest consecutive win streaks with an overall 21-game win streak (including playoffs) and a 10-game win streak in the postseason. When the Patriots defeated the New York Giants in the regular season finale in 2007, they broke their own NFL record of 18 consecutive wins and enter the 2008 season with an active NFL record 19-game regular season win streak. Along the way, the Patriots also won 21 consecutive games at Gillette Stadium, the longest home win streak in franchise history.

2008 NFL OWNER COMMITTEES

- Finance Committee
- Broadcast Committee
- NFL Network Operations Committee
- Investment Committee
- Management Council Executive Committee
- Compensation Committee



Kraft's impact on the Patriots was immediate and it didn't take him long to earn the respect of his NFL colleagues and peers. Since 1994, he has played an integral role on many of the NFL's most prominent league committees. As a member of the broadcast committee, he played a principal role in negotiating the two most lucrative broadcasting contracts in the history of sports. He was also instrumental in putting together a deal that made New England-headquartered Reebok International, Ltd. the official and exclusive apparel manufacturer for the NFL, helping to create a new model for the sports license apparel industry. Kraft is now widely recognized as one of the most respected and influential owners in sports.

Kraft began his business career with the Rand-Whitney Group, Inc. of Worcester, Mass., a company that converted paper into packaging for various industries. He later acquired the company. In 1972, he founded International Forest Products, a trader of paper commodities that now does business annually in more than 80 countries. Together, Rand-Whitney and International Forest Products comprise one of the largest privately-owned and fully integrated paper and packaging companies in the United States. Kraft founded The Kraft Group to serve as the holding company for the family's varied business interests, which are concentrated in five specific areas: the distribution of forest products, paper and packaging manufacturing, sports and entertainment, real estate development and private equity and venture investing.

From 2000 to 2002, The Kraft Group's real estate development team oversaw the on-time and on-budget construction of Gillette Stadium, a privately-financed \$325 million state-of-the-art stadium that the Patriots and their fans are proud to call home. The financial commitment from Kraft provided a solid foundation on which to build for the first time in the franchise's nomadic history. Moving from Foxboro Stadium into the majestic Gillette Stadium marked another worst-to-first transformation for the Krafts, who now operate New England's premier entertainment venue. After opening Gillette Stadium, Kraft was recognized as the Sports Executive of the Year by one national publication and he and Jonathan Kraft were named Sports Industrialist of the Year by another.

The construction of Gillette Stadium was the first project of The Kraft Group's development team. In 2007, The Kraft Group expanded the site development with the construction of Patriot Place, a 1.3 million square foot mixed-use lifestyle center and entertainment complex. The first phase of the project opened in 2007. It features New England's first outdoor superstore, Bass Pro Shops, as well as multiple other large retailers. The second phase of the project began opening in August of 2008. It includes a lifestyle center featuring a 14-screen National Amusements Cinema de Lux movie theater, the debut of CBS Scene, a team pro shop and hall of fame as well as a dozen restaurants, dozens of retail shops and additional office space. Once completed in 2009, Patriot Place will feature a four-star hotel, a state-of-the-art sports medicine and healthcare facility, a dozen restaurants and more than 70 retail shops. It will forever change the landscape surrounding Gillette Stadium and will become a destination for millions of visitors annually.

Throughout Kraft's professional career, many of his biggest risks have yielded the greatest rewards. That was true throughout his pursuit of Patriots ownership, beginning in 1985 when he first purchased an option on the land surrounding the old stadium. It was a large investment for an underdeveloped parcel of land, but proved to be an important first step in a long process toward owning the Patriots. In 1988, he took another step by purchasing the stadium out of bankruptcy court. It was another large investment, this time to purchase an



Prior to 1994, the Patriots qualified for the playoffs just six times during their first 34 seasons (1960-93). In the 14 seasons since Robert Kraft has taken ownership, the Patriots have qualified for the playoffs 10 times, eight times as division champions, and have won five conference titles and three Super Bowl championships.

	Pre-Kraft 1960-93	1989-93	Kraft Era 1994-07
Overall Record	225-276-9	19-61	162-86
Winning Pct.	.450	.311	.653
Super Bowl Titles	0	0	3
Conference Titles	1	0	5
Division Titles	3	0	8
Playoff Seasons	6	0	10
Playoff Record	4-6	--	17-7
Home Playoff Games	1	0	11
Home Playoff Record	0-1	--	11-0

antiquated stadium that was eventually demolished. But, with a binding lease through 2001, the acquisition of the old stadium proved to be an invaluable asset in Kraft's quest toward owning the team.

When his opportunity came in January of 1994, Kraft faced a difficult business dilemma. He had to decide between committing over \$172 million of family resources to purchase the Patriots or accept a lucrative \$75 million buyout offer to void the final years of the team's stadium lease and allow the team to move out of New England. On Jan. 21, 1994, Kraft passed on the buyout offer, choosing instead to make an 11th-hour bid to buy the team. On Feb. 26, 1994, a day after Kraft earned league approval, season tickets for the 1994 season went on sale and Patriots fans showed their support for Kraft's decision in record numbers. By the end of the first business day, amidst a winter nor'easter, 5,958 season ticket orders were processed, shattering the previous single-day sales record of 979. The show of support validated Kraft's decision to buy the team and gave him the confidence to focus on another risky, long-term project: the construction of Gillette Stadium.

In 2000, Kraft took another risk when he surrendered a first-round draft choice to a division rival to acquire the services of Head Coach Bill Belichick from the New York Jets. The decision was heavily criticized at the time, but like so many of Kraft's decisions along the way, the risk was answered with great reward. Since then, the Patriots have recorded more wins and more championships than any other team in the NFL and Coach Belichick became the first head coach in NFL history to win three Super Bowls in four seasons.

A native of Brookline, Mass., Kraft attended local public schools before entering Columbia University on an academic scholarship. Upon graduation, he received a fellowship to attend Harvard Business School, where he earned a master's degree in business administration.

Kraft first became a fan of the Boston Patriots in their AFL days during the early 1960s. He attended games at each of the team's Boston venues: Boston University Field, Fenway Park, Boston College Alumni Stadium and Harvard Stadium. When the team moved to Foxborough in 1971, he invested in season tickets for his family. Kraft credits the memories and experiences shared with his family and other Patriots fans at Foxboro Stadium for his passionate pursuit of ownership of the franchise.

Over the past three decades, the Kraft family has been one of New England's most philanthropic families, donating tens of millions of dollars in support of local charities and civic affairs. Kraft serves on the board of directors for Viacom and is on the executive committee of the Dana-Farber Cancer Institute, where he established the Robert K. Kraft Family Blood Donor Center. He is a trustee emeritus of his alma mater at Columbia University and is a trustee of Boston College. He has served on the board of directors of numerous institutions, including the Federal Reserve of Boston (New England), the board of overseers of the Boston Symphony Orchestra, and has received honorary degrees from a variety of New England universities. In 2006, Kraft was awarded the NCAA's highest honor when he received the Theodore Roosevelt Award, "presented annually to a distinguished citizen of national reputation and outstanding accomplishments."

SUCCESS STORY

Since Robert Kraft bought the team in 1994, the Patriots have become the most successful franchise in the NFL. For the past 14 seasons (1994-2007), the Patriots have won more Super Bowl Championships (3) and more than twice as many conference championships (5) than any other NFL team. Their eight division titles are tied with the Pittsburgh Steelers for the most in the NFL since 1994. In addition to championships titles, the Patriots have also won more, and more often, than any other NFL team, claiming 162 total victories and a .653 winning percentage, including 17 wins in the postseason. Their postseason winning percentage (.708) is also the best in the league.

SUPER BOWL CHAMPIONSHIPS SINCE 1994

New England Patriots	3
Denver Broncos	2
9 Teams	1

CONFERENCE CHAMPIONSHIPS SINCE 1994

New England Patriots	5
Denver Broncos	2
Green Bay Packers	2
Pittsburgh Steelers	2
St. Louis Rams	2
15 Teams	1

DIVISION CHAMPIONSHIPS SINCE 1994

New England Patriots	8
Pittsburgh Steelers	8
Green Bay Packers	7

PLAYOFF VICTORIES SINCE 1994

New England Patriots	17
Pittsburgh Steelers	12
Green Bay Packers	11

TOTAL VICTORIES SINCE 1994

New England Patriots	162
Green Bay Packers	154
Pittsburgh Steelers	151

OVERALL WINNING PERCENTAGE SINCE 1994 (INCLUDING POSTSEASON)

Team	W	L	T	Pct.
New England Patriots	162	86	0	.653
Green Bay Packers	154	90	0	.631
Pittsburgh Steelers	151	92	1	.621

PLAYOFF WINNING PERCENTAGE SINCE 1994

Team	W	L	Pct.
New England Patriots	17	7	.708
Carolina Panthers	6	3	.667
Baltimore Ravens	5	3	.625

In 2007, Kraft was ranked as the top NFL owner on *Sports Business Journal's* list of the 20 most influential people in the NFL. Robert Kraft and his family have received countless honors and awards over the years, including a Lifetime Achievement Award during an annual sports legends event in Boston. They were also recognized as Boston's most powerful family by *Boston* magazine.



JONATHAN KRAFT

PRESIDENT

DIVISION TITLES:

96 97 01 03 04 05 06 07

CONFERENCE TITLES:

96 01 03 04 07

SUPER BOWLS:

01 03 04

Jonathan A. Kraft is the president and chief operating officer for The Kraft Group, the holding company of the Kraft family's varied business interests. He is also the president of the three-time Super Bowl Champion New England Patriots. As president of the Patriots, Kraft oversees the management and strategic planning of each department within the organization. He also works closely with his father to represent the Patriots in all league matters and has served on multiple NFL owner committees.

Kraft's NFL obligations are only a small part of his day-to-day responsibilities, which are as diversified as the many different companies he oversees. The Kraft Group has a variety of interests concentrated in five specific areas: the distribution of forest products, paper and packaging manufacturing, sports and entertainment, real estate development and private equity and venture investing and Kraft is responsible for overseeing the operations of each division.

Since his family purchased the team in 1994, Kraft has been the day-to-day driving force behind the rebuilding and rebranding of the franchise, bringing long-overdue stability to the once wayward organization. It has been a remarkable transformation, as the Patriots have evolved from worst to first in many categories, both on and off the field.

Once tenants in the league's poorest venue, the Patriots now play in the NFL's premier stadium. Once last in the league in revenues, the Patriots now rank among the league's elite. Once a cellar dweller, the Patriots are now a perennial power. They are just the second team in NFL history to win three Super Bowls in four years and they own the NFL's longest regular season (19), postseason (10) and overall consecutive game (21) win streaks. The Patriots enter the 2008 season with an active 19-game regular season win streak, already breaking the league mark of 18 that they set in 2004. Since his family's purchase of the team in 1994, the Patriots have won more games (162) and more often (.653) than any other team and Kraft has successfully implemented many initiatives that have accelerated the franchise's many worst-to-first transitions.

Of all the team's recent achievements, arguably the most significant contribution to the organization's future success was securing financial approval for the construction of a new world-class stadium, the first of its kind in the franchise's 42-year history. Kraft developed the creative private financing strategy for the \$325 million construction of Gillette Stadium. Many financial experts dismissed the viability of his plan, which relied on year-round club memberships for new clientele rather than the more conventional sale of private seat licenses to existing season ticket holders. Kraft's unprecedented plan was considered a financial risk, but proved to be universally successful.

Throughout the stadium initiative, no one was more involved in each phase of the project, including the planning, construction, opening and ongoing operation and development

of Gillette Stadium. Kraft worked closely with stadium designers to create a world-class sports and entertainment facility that would highlight features indigenous to New England. His team not only delivered on the promise of a fan-friendly facility, but did so on time and under budget.

Kraft and the project team also drew praise for innovative environmental practices. In June of 2001, the Environmental Business Council presented The Kraft Group with the Environmental Award for Corporate Leadership. In May of 2002, the Kraft Group received New England's Environmental Merit Award from the U.S. Environmental Protection Agency for the development and construction of Gillette Stadium.

In 2002, Jonathan and Robert Kraft received the Sports Industrialists of the Year award, presented annually by *Sports Business Daily*. The Krafts opened the year celebrating New England's first Super Bowl Championship. They christened their new stadium just a few months later, earning various awards and acclaim for the project. They negotiated a new naming rights partnership with Gillette and celebrated a spectacular grand opening by hosting the 2002 season premiere of Monday Night Football as Super Bowl champions, presenting both the stadium and their 2001 Super Bowl banner to the fans of New England. One month later, the Krafts' Major League Soccer franchise, the New England Revolution, won the Eastern Conference to qualify for the MLS Cup, which drew over 61,000 fans to Gillette Stadium, the then-largest crowd in MLS history.

In March 2006, Kraft designed a revenue-sharing plan that led to the ratification of the league's collective bargaining agreement between the owners and the NFL Players Association. His plan provided an outline that led to a final proposal that was ultimately agreed to and ended a month-long stalemate in the negotiations.

One of the most exciting new ventures that The Kraft Group has undertaken is the Patriot Place real estate development surrounding Gillette Stadium. Once complete, Patriot Place will be the first super-regional lifestyle center and entertainment complex of its kind. The first phase of the project opened in 2007 featuring New England's first outdoor superstore, Bass Pro Shops, as well as other large retailers like Bed, Bath & Beyond, Circuit City and Christmas Tree Shops. The second phase of the project is a lifestyle and entertainment center, which began opening in August of 2008. Once complete in 2009, the 1.3 million square foot complex will feature a 14-screen National Amusements Cinema de Lux movie theater, a state-of-the-art sports medicine and healthcare facility, a four-star hotel, a team pro shop and hall of fame as well as a dozen restaurants, more than 70 retail shops and additional office space. With Gillette Stadium providing a nearly 70,000-seat entertainment venue to the project, Patriot Place will truly be a unique destination location for millions of visitors each year.

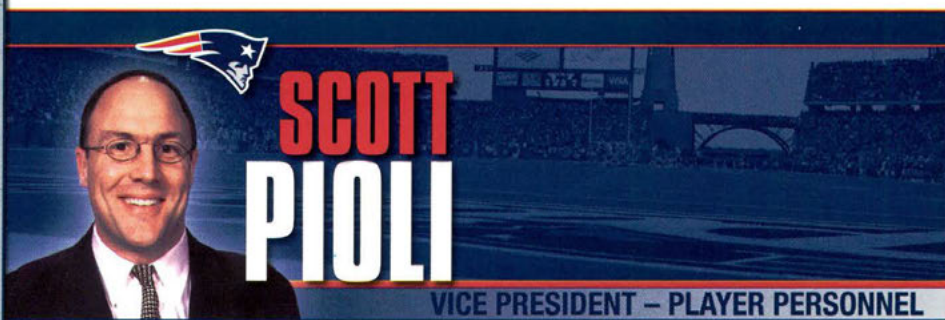
Prior to the Kraft family's ownership, the Patriots fan base was limited in range and scope. As a lifelong Patriots fan, Kraft was committed to expanding the Patriots fan base through an innovative multi-media outreach. Under his directive, the Patriots became the first professional sports team to launch an official website in March of 1995. Just two years later, the team debuted the first use of streaming video, offering a nightly video update. Since then, streaming video has been a constant feature on the team's website. The technology is also used to broadcast "Patriots Live!" featuring live feeds of every Patriots press conference. The Patriots' other Internet initiatives include a highly successful e-commerce division, providing Patriots fans around the world easy access to Patriots merchandise and apparel. In 2004, the team showed their commitment to globalizing the Patriots brand when they launched the NFL's first Chinese-language version of their website.

In April of 1995, the Patriots began publishing Patriots Football Weekly, the first full-color weekly publication offered by a sports team. It appears on newsstands throughout New England and is distributed to Patriots fans throughout the world.

Following the Super Bowl XXXVI championship, Kraft commissioned the production of a DVD entitled "3 Games to Glory," providing fans an opportunity to re-live three of the most memorable games in franchise history. Since then, he has overseen the production of its sequels, "3 Games to Glory II," and "3 Games to Glory III," each featuring over five hours of behind-the-scenes content on a two-disc DVD set. The Patriots remain the only team to produce and sell such extensive commemorative DVDs.

A Williams College graduate, Kraft also earned an MBA from Harvard Business School. He is on the board of directors for several organizations, including the U.S. Soccer Federation, Citizen's Bank of Massachusetts and Children's Hospital Trust. He is also on the board of trustees at Williams College, the Belmont Hill School and Park School. Kraft is active in youth athletics, coaching Pop Warner football, youth soccer and little league baseball in the greater Boston area. In 2006, he was the recipient of the Warner Award, named after Glenn S. "Pop" Warner. The award is presented annually and is considered Pop Warner's highest national honor.

Jonathan and his wife, Patti, have three children.



DIVISION TITLES:

98 01 03 04 05 06 07

CONFERENCE TITLES:

01 03 04 07

SUPER BOWLS:

01 03 04

Scott Pioli is in his ninth season with the Patriots and along with Head Coach Bill Belichick has instilled a football philosophy designed to create a consistent championship contender in New England. Their work has produced an NFL-best three Super Bowl championships, four conference titles and six division crowns in the seven seasons since 2001. Pioli and Belichick's nine seasons together makes them the NFL's longest-tenured current personnel director/head coach tandem.

Pioli's primary personnel objective is to build a team, not to simply collect individual talent. As a result, the Patriots have been able to prosper despite the NFL realities of injuries and the salary cap, which have proven in many cases to be impediments to long-term success in pro football. The depth and versatility of the clubs that Pioli and Belichick have assembled have been integral to the Patriots' success, as players from a wide spectrum of previous experience have played important roles in the team's achievements.

Once Pioli and Belichick arrived in New England in 2000, it took the pair just two seasons to rebuild the foundation of the team. Since orchestrating the franchise's first Super Bowl victory following the 2001 season, Pioli and Belichick have produced consistently solid results, becoming the only personnel director/head coach tandem in NFL history to

win three Super Bowls in a four-year span (2001-04). The Patriots are the only NFL team to win at least one playoff game in each of the last five seasons (2003-07) and are the only team in the league to win nine or more games in each of the last seven seasons (2001-07). Additionally, New England's 11 playoff wins over the last five seasons are tied for the highest total by a team over any five-year span in NFL history. The Patriots' 14 playoff wins this decade tie the NFL record for most playoff wins in any decade, equaling the marks of the 1970s Pittsburgh Steelers and the 1970s Dallas Cowboys.

In recognition of his achievements, Pioli was awarded The Sporting News' George Young NFL Executive of the Year award (voted on by NFL executives) following the 2003 and 2004 seasons. He is one of just three NFL executives, along with Bill Polian and Bobby Beathard, to win the award in consecutive years. Pioli is the youngest executive to win the award.

In 2007, the Patriots embarked on a record-setting campaign during which they became the first team in NFL history to complete a 16-0 regular season. Of the 53 players on the Patriots' Super Bowl XLII roster, 50 were acquired since 2000. New England set team records for total points scored (589), largest point differential (+315) and

most touchdowns (75), while tying the league mark with 18 overall wins. Additionally, quarterback Tom Brady's 50 touchdown passes set an NFL record and Randy Moss's 23 touchdown receptions also set a league mark.

In each of the last five seasons, the depth and versatility of New England's roster helped overcome key injuries to win five straight AFC East titles. The Patriots have used an average of 40 different starters over the last five seasons, and claimed two NFL records for success in that category. In 2005, the Patriots set a post-merger league record for a division champion by utilizing 45 different starters. In 2003, the Patriots won Super Bowl XXXVIII despite using 42 different starters, the most in league history by a Super Bowl champion. In 2004, the Patriots employed 40 different starters as they won their second consecutive Super Bowl, and in 2006 won their fourth straight AFC East title while using 39 different starters. Last season, the Patriots tied the all-time NFL record with 21 different players scoring touchdowns. Of the 53 players on the Patriots' Super Bowl XLII roster, 43 were acquired after the team's first championship in 2001 and 31 were acquired since the team's third title in 2004.

The Patriots have used an effective combination of free agent signings, trades and draft picks to acquire championship-caliber players. In 2007, six Patriots players drafted by Belichick and Pioli were selected to the Pro Bowl and were named to the *Associated Press* All-Pro first or second teams. Those elite players came from a wide variety of draft positions – Tom Brady (sixth round), Dan Koppen (fifth round), Matt Light (second round), Logan Mankins (first round), Asante Samuel (fourth round) and Vince Wilfork (first round). Since 2000, Belichick/Pioli draft choices have earned one *Associated Press* Most Valuable Player Award (Brady), three Super Bowl MVP awards (Brady and Deion Branch) and 15 Pro Bowl berths (Seymour 5, Brady 4, Light 2, Koppen 1, Mankins 1, Samuel 1 and Wilfork 1). Veteran free agents signed by Belichick and Pioli include defensive co-captain Rodney Harrison, outside linebacker Mike Vrabel and three-time Pro Bowl special teams captain Larry Izzo among dozens of other contributors to New England's championship squads. New England's trades have netted improvement in drafting position that led to the ability to exchange draft picks for key veterans such as Randy Moss, who set the NFL record with 23 touchdown receptions in 2007, Wes Welker, who tied for the NFL lead with a team-record 112 receptions in 2007, and Corey Dillon, who set the Patriots' single-season rushing record in 2004.

Pioli was honored with Executive of the Year honors from national media outlets following the 2001, 2003, 2004 and 2007 seasons. Following the Patriots' first Super Bowl victory, the *Dallas Morning News* picked him as the league's top executive. Two seasons later, following Super Bowl XXXVIII, he earned Executive of the Year honors from *Pro Football Weekly* (voted on by the media), *The Sporting News* (voted on by NFL executives) and *Sports Illustrated*. In 2004, Pioli's accolades included the NFLPA's Award for Executive Achievement and NFL Executive of the Year awards from *The Sporting News*, *USA Today*, the *San Francisco Chronicle* and *SI.com*. In 2007, Pioli again earned Executive of the Year honors from *Pro Football Weekly*, the *Dallas Morning News* and the *San Francisco Chronicle*.

Pioli began his NFL career when Belichick hired him as a pro personnel assistant for the Cleveland Browns in 1992. In Cleveland, he was responsible for the evaluation of both college prospects and veteran free agents as well as negotiating various player contracts. He also coordinated all

HONORS AND AWARDS

2007

Pro Football Weekly/PFWA NFL Executive of the Year
Dallas Morning News Executive of the Year
San Francisco Chronicle Executive of the Year

2004

Sporting News George Young Executive of the Year
USA Today Executive of the Year
San Francisco Chronicle Executive of the Year
SI.com Executive of the Year
 NFLPA Award for Executive Achievement

2003

Sporting News George Young Executive of the Year
Pro Football Weekly/PFWA NFL Executive of the Year
Sports Illustrated Executive of the Year
SI.com Executive of the Year
San Francisco Chronicle Executive of the Year

2001

Dallas Morning News Executive of the Year

player tryouts. He was promoted to director of pro personnel after the Cleveland franchise moved to Baltimore in 1996. He spent one season with the Baltimore Ravens, where he oversaw all aspects of pro personnel and negotiated the contracts of free agents and several draft choices.

In 1997, while serving as head coach of the Jets, Belichick hired Pioli as the director of pro personnel. He was credited with the signing of a number of veteran free agents who played critical roles in the Jets' rebuilding process. In just two seasons, the Jets completed a worst-to-first turnaround, rebounding from 1-15 in 1996 to 12-4 in 1998. The 12 wins were the most in franchise history and gave the Jets their first division title since 1968.

Pioli played defensive tackle at Central Connecticut State (1983-87), where he was a three-time Division II All-New England selection. In 1988, after graduating with a degree in communications, he accepted a two-year graduate assistant position at Syracuse University, where he also earned a master's degree from the S.I. Newhouse School of Public Communications.

He accepted a full-time coaching opportunity at Murray State, where he spent one season as the offensive line coach (1990) and one season as the defensive line coach (1991). He left the coaching ranks to join the Browns personnel department in 1992.

Pioli was born on March 31, 1965 in Washingtonville, N.Y. He is an avid baseball fan. He currently serves on the board of directors for various non-profit foundations and serves on the board of directors for the College for Every Student Foundation, a national non-profit organization that partners with public schools in high-need communities to raise student aspirations and performance. He remains actively involved in fund raising for several organizations in his hometown (Washingtonville, N.Y.) and at his alma mater (Central Connecticut State). He established the Rose Pioli Scholarship in the name of his grandmother to benefit children of educators, professional firefighters, police and other emergency medical service providers. He was enshrined in the Central Connecticut State Hall of Fame in 2005. Scott and his wife, Dallas, have a daughter, Mia Costa Pioli.



All Patriots, all the time only on Comcast.

Never miss a play again.

Comcast Digital Cable and **Patriots™ On Demand** on NFL Network On Demand brings you every pass, catch, and tackle plus more! It's all things **Patriots™**, all the time exclusively on Comcast!

Get the full impact of Comcast Digital Cable with:

- **HDTV**—Eye popping color, amazing clarity and brightness.
Plus, you will have access to HD On Demand. Enjoy hundreds of hours of quality HD programming. No one brings you more HD choices than Comcast.
- **Digital Video Recorder**—Pause and rewind all the action of the big game, your favorite TV shows or movie and never miss a second again.

Call today for a great offer! 1-800-COMCAST




Restrictions apply. Not available in all areas. Converter and remote required to receive certain services. Certain services are available separately or as part of other levels of service. Basic service required to receive other levels of service. HD on Demand requires subscription to Comcast Digital Cable. HD programming limited to the programming provided to Comcast in HD format. HD and certain programming not available in all areas. Taxes, franchise, equipment and installation fees extra. DVR service may require a deposit. Pricing and services subject to change. HD claim based on HD programs on linear channels and On Demand available at any given time. May vary by market. Call 1-800-COMCAST for details. ©2008 Comcast. All other trademarks are the property of their respective owners. New England Patriots trademarks, including the Patriots logo, are the property of New England Patriots L.P., and are used pursuant to a licensing agreement with New England Patriots L.P.

Z3-V1



WBSN
Football Staff



BILL BELICHICK

HEAD COACH

34th COACHING SEASON ✕ 34th NFL SEASON
9th SEASON AS PATRIOTS HEAD COACH ✕ 14th HEAD COACHING SEASON

SUPER BOWLS:

86 90 01 03 04

CONFERENCE TITLES:

86 90 96 01 03 04 07

DIVISION TITLES:

75 78 86 89 90 96 98
01 03 04 05 06 07

Career Record – 142-85 (.626)
Regular Season – 127-81 (.611)
Postseason – 15-4 (.789)
Patriots Record – 105-40 (.724)

Bill Belichick is the only head coach in NFL history to win three Super Bowl championships in a four-year span. In 2007, he became the first NFL head coach to guide his team to a 16-0 regular season.

Belichick was hired by Chairman and CEO Robert Kraft on Jan. 27, 2000 and is in his ninth season as Patriots head coach in 2008. In his first eight seasons in New England, Belichick has delivered three Super Bowl championships, four conference titles, six division crowns and 14 playoff victories, while posting an overall record of 105-40. Belichick directed the Patriots to victories in Super Bowls XXXVI (2001), XXXVIII (2003) and XXXIX (2004), and claimed the 2007 AFC Championship. New England's 14 playoff victories in the 2000s are tied for the highest total in any decade in NFL history.

In 2001, just his second season as Patriots head coach, Belichick guided the Patriots to their first league title with a dramatic victory in Super Bowl XXXVI. In the seasons since then, he has directed New England to sustained success, reaching the Super Bowl four times in the last seven years while claiming five straight division championships. Over the last five seasons (2003-07), the Patriots have compiled an overall record of 77-17 (.819), totaling the most victories of any five-year span in NFL history.

In 2007, Coach Belichick earned NFL Coach of the Year honors as the Patriots became the fourth team in the league's 88-year history to complete an undefeated regular season and the first to achieve the feat since the NFL increased the number of regular-season games to 16 in 1978. Belichick joined Pro Football Hall of Famers George Halas and Don Shula as the only head coaches to complete undefeated regular seasons. New England's 18 overall victories in 2007 tied the 1985 Chicago Bears and the 1984 San Francisco 49ers for the most in league history. New England became the first team in NFL history and the first major American pro sports team since 1884 to open a season with 18 straight wins. The Patriots set all-time NFL records for points scored (589), touchdowns (75) and point differential (+315) in addition to numerous individual and team records. Of the Patriots' 22 starters in Super Bowl XLII, 21 were acquired since Belichick became head coach in 2000.

Belichick has led the Patriots to nine or more victories in each of the last seven seasons, making the Patriots the only NFL franchise to accomplish that feat from 2001-07. Additionally, his teams have won the AFC East title and advanced in the playoffs in five straight seasons and have accomplished the feat in six of the last seven seasons. The Patriots' five straight years of playoff advancement mark the longest such streak in the NFL and their string of five straight division crowns are the most in the history of the AFC East division.

Belichick's accomplishments have placed him among the elite coaches in NFL history. Belichick has led the Patriots to an 86-26 (.768) regular-season record since 2001, which is the best in the NFL over that period. New England's 14-3 playoff record since 2001 is also a league best. Belichick owns a career playoff record of 15-4, with his .789 playoff winning percentage placing second in NFL history behind only the legendary Vince Lombardi (9-1, .900). Belichick's 15 career playoff wins rank fifth all-time.

EXTRA POINTS

- ✕ Coach Belichick is the only head coach in NFL history to win three Super Bowls in four years (2001-04).
- ✕ In 2007, Coach Belichick led the Patriots to the NFL's first 16-0 regular season and joined Hall of Famers George Halas and Don Shula as the only coaches in NFL history to direct their teams to an undefeated regular season.
- ✕ Coach Belichick's Patriots teams own all of the major winning streaks in NFL history: consecutive overall wins (21 from 2003-04), consecutive regular season wins (19 from 2006-07, active entering 2008) and consecutive playoff wins (10 from 2001-05).
- ✕ With 34 years of NFL coaching experience, Coach Belichick is the longest tenured among active NFL head coaches.
- ✕ Since he was first named a defensive coordinator in 1985, Coach Belichick's teams have allowed an average of fewer than 20 points per game 19 times in 23 years.
- ✕ Seven former assistants on Coach Belichick's staffs are head coaches in the NFL or college in 2008.

SUPER SUCCESS

Bill Belichick is one of just four head coaches to win three championships since the Super Bowl Era began following the 1966 season. Coach Belichick joins three members of the Pro Football Hall of Fame in the exclusive club. Belichick is the only coach to win three Super Bowls in the post-1993 salary cap era.

MOST SUPER BOWL VICTORIES

Head Coach	Team	Titles	Seasons
Chuck Noll	PIT	4	1974, 1975, 1978, 1979
Bill Belichick	NE	3	2001, 2003, 2004
Joe Gibbs	WAS	3	1982, 1987, 1991
Bill Walsh	SF	3	1981, 1984, 1988

NOTE: Sorted by most recent championship. Super Bowls have determined NFL champion since 1966.

One of the hallmarks of Belichick's teams have been their ability to consistently succeed against top competition. The Patriots enter the 2008 season with a record of 30-9 (.769) against playoff teams since the beginning of the 2003 season. In their 38 regular season and playoff games in 2003 and 2004, the Patriots played 23 contests against teams that finished the season with a record of .500 or better. New England recorded a remarkable 22-1 (.957) mark in those games, while the rest of the league was a cumulative 74-182 (.289) against the same squads. In the playoffs, Belichick's Patriots are a perfect 5-0 against teams holding the top seed in their conference. In the league's 88-year history, there have only been six games between undefeated teams with five or more victories -- Belichick's Patriots have played in three of them and won all three, including victories over the 5-0 Dallas Cowboys and the 7-0 Indianapolis Colts in 2007.

Belichick's teams have consistently relied on the depth and resiliency of the roster to overcome injuries and setbacks. In 2001, the Patriots opened the season 0-2 before rebounding to win 14 of their next 17 games. In 2003, a 31-0 season-opening setback in Buffalo was answered triumphantly, as the team rebounded to win 17 of the next 18 games despite using 42 different starters (then an NFL record for a division champion). In 2004, injuries were overcome yet again, as the Patriots used 40 different starters, including nine different starters in the secondary. In 2005, New England started 4-4, but went on to claim the AFC East title by using 45 different starters, breaking the NFL record that it had set two years earlier for the most starters by a division champion.

Belichick's Patriots have rarely been rattled and have been able to consistently maintain leads and bounce back following losses. Since 2001, his teams are 77-4 when leading at halftime and are 79-3 when leading after three quarters. Between 2001 and 2004, the Patriots won 38 consecutive games when leading after three quarters and 31 consecutive games when leading at halftime, with both marks setting post-merger NFL records. New England's resiliency was also on display when it went 57 games without losing back-to-back contests from 2002 to 2006, marking the NFL's second longest such streak since 1970.

In addition, the Patriots have maintained their focus throughout the year and have played their best football late in the season. Since 2001, the Patriots lead the league with a 48-9 (.842) overall record in games played on Thanksgiving or later in the NFL season. As the season has gone on, the Patriots have only gotten better, posting an NFL-best 22-4 (.846) mark in games played on Christmas or later in the NFL season.

Belichick's recent accomplishments are the latest triumphs in a career during which he has helped produce five Super Bowl titles, seven conference championships and 13 division titles since entering the NFL in 1975. Now in his 34th season in the NFL, he has more years of NFL experience than any of the other 31 head coaches. He won his first two Super Bowls as the defensive coordinator for the New York Giants in 1986 and again in 1990 before claiming three Super Bowl championships with the Patriots. George Seifert is the only other man to have won multiple Super Bowls as a head coach and as an assistant coach.

Once he became Patriots head coach, Belichick needed just one season to successfully implement his plan for success. In 2001, his second season in charge, he rebounded from a 5-11 record in 2000 to improve to 11-5, tying what was then the franchise regular-season record for wins. With a 20-17 victory over the Rams in Super Bowl XXXVI, the Patriots tied the franchise's then-record of 14 overall wins. In 2003 and 2004, the Patriots eclipsed those marks in each season, posting identical 14-2 records in the regular season and notching 17 total wins and a Super Bowl title in each year.

From 2003-04, Belichick directed the Patriots through the most prosperous two-year period for any team in NFL history, netting back-to-back Super Bowl victories and consecutive 17-2 campaigns. The team's 34 victories in 2003-04 mark the highest two-year win total in the NFL's 88-year history. A winning streak of 21 consecutive games -- also unprecedented in NFL annals -- spanned the two seasons. New England was undefeated at home in both 2003 and 2004, and set a franchise record by winning 21 straight home games from 2002-05.

The 2004 season saw the Patriots tie the best regular-season record by a defending Super Bowl champion (14-2). New England capped off the year with another memorable playoff run, culminating in a 24-21 victory over the Philadelphia Eagles in Super Bowl XXXIX that made Belichick just the fourth head coach in NFL history to win at least three Super Bowl titles. Only one coach (Pittsburgh's Chuck Noll, 4) has won more Super Bowls. Belichick's

TOPS IN TEAM HISTORY

Bill Belichick is the most successful head coach in Patriots history. He has recorded more wins (105) and a higher winning percentage (.724) than any of the 13 previous head coaches.

WINNINGEST HEAD COACHES IN PATRIOTS HISTORY

Coach	Years	Career	Overall	Playoff
		Winning Pct.	W-L-T	W-L
Bill Belichick	2000-07	.724	105-40-0	14-3
Raymond Berry	1984-89	.554	51-41-0	3-2
Pete Carroll	1997-99	.549	28-23-0	1-2
Ron Meyer	1982-84	.529	18-16-0	0-1
Mike Holovak	1961-68	.528	53-47-9	1-1

PLAYOFF SUCCESS

Coach Belichick has won 15 career playoff games, a total that is the fifth-highest by a head coach in NFL history.

MOST PLAYOFF WINS BY AN NFL HEAD COACH

Coach	Team(s)	Wins
Tom Landry	Dallas Cowboys	20
Don Shula	Baltimore Colts, Miami Dolphins	19
Joe Gibbs	Washington Redskins	17
Chuck Noll	Pittsburgh Steelers	16
Bill Belichick	Cleveland Browns, N.E. Patriots	15

three Super Bowl titles tie Washington's Joe Gibbs and San Francisco's Bill Walsh for second place on the NFL's all-time list. Noll, Gibbs and Walsh are all enshrined in the Pro Football Hall of Fame.

In 2005, New England won 11 games despite being forced to use 45 different starters, an NFL record for a division champion. After starting the season 4-4 and being faced with a rash of injuries, the Patriots won six of their next seven games to claim their third straight division title.

In 2006, Belichick directed the Patriots to a berth in the AFC Championship Game for the third time in four years and for the fourth time in six seasons. New England won the AFC East division for the fourth consecutive season, and set a franchise record by allowing just 14.8 points per game. The Patriots' 14 total victories tied what was then the second highest total in franchise history.

Belichick returned to the Patriots as head coach after three seasons with the New York Jets (1997-99) as the team's assistant head coach/secondary coach, holding the responsibility of calling the team's defensive plays. In 1998, the Jets surrendered just 266 points, propelling the team to its first division title. After finishing the regular season with a franchise-best 12-4 overall record, the Jets advanced to the AFC Championship game. In his first season with the Jets in 1997, his defense surrendered just 287 points, an average of 17.9 points per game, marking a significant 10.5-point improvement per game from 1996.

Patriots fans witnessed Belichick's impact on a team firsthand in 1996 when he joined the Patriots after five seasons as the head coach of the Cleveland Browns. That year, the Patriots claimed their first division title in 10 years with an 11-5 record and won their first two playoff games at Foxboro Stadium to advance to Super Bowl XXXI. The 1996 Patriots defense allowed just 19.6 points per game and forced 34 turnovers, second in the AFC. In two playoff games, the defense allowed just nine points combined, propelling the Patriots to a berth in Super Bowl XXXI against Green Bay.

Prior to joining the Patriots, Belichick spent five seasons (1991-95) rebuilding the Cleveland Browns, whose 3-13 finish in 1990 was the worst in the history of the franchise. By 1994, the Browns were again one of NFL's best teams,

ELITE COMPANY

Bill Belichick is one of nine NFL head coaches to win three or more championships since the league began postseason play in 1933. With the Patriots' victory in Super Bowl XXXIX, Belichick joined an exclusive club in which each of the eight other members has been enshrined in the Pro Football Hall of Fame.

HEAD COACHES WITH THREE OR MORE NFL TITLES

(Listed alphabetically)

Head Coach	Championship Team(s)
Bill Belichick	New England Patriots
Paul Brown	Cleveland Browns
Weeb Ewbank	Baltimore Colts, New York Jets
Joe Gibbs	Washington Redskins
George Halas	Chicago Bears
Earl (Curly) Lambeau . .	Green Bay Packers
Vince Lombardi	Green Bay Packers
Chuck Noll	Pittsburgh Steelers
Bill Walsh	San Francisco 49ers

HALL OF FAMERS

From 1981-88, Coach Belichick tutored the linebackers for the New York Giants. His unit featured Lawrence Taylor and Harry Carson, both of whom are enshrined in the Pro Football Hall of Fame.

boasting the second-best record in the AFC. Belichick's first head coaching opportunity came following the 1990 season, when his defensive efforts with the New York Giants helped claim a second Super Bowl title in five years. At the age of 38, he became the NFL's youngest head coach. In his first season, Belichick began the rebuilding process by restoring the foundation of the aging squad he inherited. In 1991, the Browns improved to 6-10 and played in 11 games that were decided by a touchdown or less.

Following back-to-back 7-9 campaigns in 1992 and 1993, the Browns improved to 11-5 in 1994, a mark that is still tied for the second highest victory total in the 59-year history of the Browns franchise. The 1994 squad was defined by its defense, which allowed a league-low 204 points. In their return to the playoffs, the Browns defeated the Patriots, 20-13, in a first-round wild-card game on New Year's Day 1995.

The 1995 season was disrupted by the mid-season announcement that the Cleveland Browns franchise would be moved to Baltimore at the conclusion of the campaign. The announcement caused an undeniable mid-season distraction resulting in a 5- 11 finish. Belichick did not accompany the franchise's move to Baltimore after the 1995 season.

Belichick began his coaching career after graduating from Wesleyan University and accepting a staff assistant position with the Baltimore Colts in 1975. At the age of 23, he was named special assistant to Head Coach Ted Marchibroda. In 1976, Belichick joined Rick Forzano's staff with the Detroit Lions as an assistant special teams coach. The following year, he was given his first positional coaching assignment as the Lions' tight ends and receivers coach. In 1978, Denver Broncos Head Coach Red Miller hired Belichick as the assistant special teams coach and assistant to defensive coordinator Joe Collier.

In 1979, Belichick joined Ray Perkins' staff with the New York Giants as a defensive assistant and special teams coach, launching a 12-year tenure with the Giants. After the 1980 campaign, he drew the added responsibility of coaching the Giants linebackers. In 1983, he began coordinating the defense on Bill Parcells' staff and continued coaching

NFL SENIORITY

Coach Belichick began his coaching career as a special assistant with the Baltimore Colts in 1975 at the age of 23. This year, he enters his 34th season in the NFL and owns the distinction of having the most NFL coaching experience among current head coaches. The head coaches with the most NFL experience are listed below:

Years	Name	NFL Coaching Tenure
34	Bill Belichick	1975-2008
32	Wade Phillips	1976-2000, 2002-2008
28	Romeo Crennel	1981-2008
28	Tony Dungy	1981-2008

POSTSEASON PROWESS

Bill Belichick is the second winningest head coach in NFL playoff history, trailing only the legendary Vince Lombardi, whose name is emblazoned on the Super Bowl trophy.

BEST POSTSEASON RECORDS IN NFL HISTORY

(Minimum six games)

Head Coach	Team(s)	W	L	Pct.
Vince Lombardi	GB/WAS	9	1	.900
Bill Belichick	CLE/NE	15	4	.789
Joe Gibbs	WAS	17	7	.709

FOOTBALL FAMILY

Bill Belichick is one of only four head coaches in NFL history whose father played in the NFL. The others are Joe Walton, Bill Shula and Mike Nolan. Belichick's father, Steve, played fullback for the Detroit Lions in 1941 and coached for 33 years at the Naval Academy.

the linebackers, a unit that would become known as one of the most dominant groups of all-time, featuring Pro Football Hall of Famers Lawrence Taylor and Harry Carson. He was officially appointed defensive coordinator in 1985, a position he held for the next six seasons. During his time as the Giants' defensive signal caller, his units were never ranked lower than 11th in the NFL and finished as high as second in the league three times, including the Super Bowl seasons of 1986 and 1990. His contributions with the Giants throughout the 1980s brought him national recognition as one of the best young assistant coaches in the NFL.

Seven former assistant coaches on Coach Belichick's staffs in Cleveland or New England have gone on to become head coaches at the NFL or collegiate level. Two current NFL head coaches worked on Belichick staffs: Cleveland's Romeo Crennel and the New York Jets' Eric Mangini. Additionally, five college head coaches were hired as assistants by Belichick: Notre Dame's Charlie Weiss, Alabama's Nick Saban, Iowa's Kirk Ferentz, Fresno State's Pat Hill and Virginia's Al Groh.

PHILANTHROPY

Throughout his career, Coach Belichick has been active in a wide array of charitable endeavors. In 2008, he addressed New England high school coaches at USA Football's New England Coaching Camp and spoke with Alabama high school coaches at the Alabama Coaching Clinic. In 2006, he presented the first ever Steve Belichick Award in conjunction with the Annapolis Touchdown Club. The award, presented in the name of Coach Belichick's father, a longtime Naval Academy assistant coach, honors an Annapolis resident deeply involved in sports without seeking a spotlight for their achievements. He established a scholarship in his father's memory at Struthers High School in Struthers, Ohio, aiding recipients in achieving their goal of attending college.

Coach Belichick was a keynote speaker at the Frank McGuire Foundation's coaching seminar, addressing 600 New York-area high school coaches. He participated in the Samsung's Four Seasons of Hope annual fundraising gala, where he introduced longtime friend Jon Bon Jovi to a list of honorees that included Joe Torre, Arnold Palmer, Magic Johnson and Boomer Esiason. The star-studded affair raised over \$500,000 to aid children and families in need. He was honored by Roxbury Comprehensive Community Center (RoxComp) and presented with the "Healthy Living Award." He is also a supporter of Hall of Famer Jim Brown's

THE BELICHICK LIBRARY

Coach Belichick is an avid collector of football-related books, and along with his late father, Steve, amassed a library of more than 800 volumes. The library is believed to be the third-largest collection of football books in the world, behind only the Pro Football Hall of Fame and the Library of Congress. In 2006, Coach Belichick moved his entire library to the Naval Academy, where his father coached for 33 years. The books are housed in a display at Ricketts Hall in Annapolis for future generations of football players, coaches and fans to enjoy.

HONORS AND AWARDS

Coach Belichick has been honored with numerous awards in recognition of his success with the Patriots. Below is a sampling of the praise he has earned since 2001:

2007 NFL COACH OF THE YEAR HONORS

- Associated Press
- *Sporting News*
- *Pro Football Weekly/PFWA*
- *USA Today*
- SI.com
- *Dallas Morning News*
- Maxwell Football Club
- Kansas City's 101 Football Awards – AFC Coach of the Year

2004 NFL COACH OF THE YEAR HONORS

- Sports Illustrated
- SI.com
- Fox TV/Terry Bradshaw

OTHER 2004 HONORS

- ESPY Award – Best Coach/Manager
- U.S. Sports Academy Amos Alonzo Stagg Coaching Award

2003 NFL COACH OF THE YEAR HONORS

- Associated Press
- *The Sporting News*
- *Pro Football Weekly/PFWA*
- *Sports Illustrated*
- *Football Digest*
- SI.com
- NFL.com
- *Dallas Morning News*
- *San Francisco Chronicle*
- NFL Alumni
- Fox TV/Terry Bradshaw
- Victor Awards
- Kansas City's 101 Football Awards – AFC Coach of the Year

OTHER 2003 HONORS

- *Time Magazine's* 100 most powerful and influential people in the world

2001 NFL COACH OF THE YEAR HONORS

- *Sports Illustrated*
- College & Pro Football Newsweekly
- *Dallas Morning News*
- ESPN
- CNN/ISI
- Kansas City's 101 Football Awards – AFC Coach of the Year
- USA Today's All-Joe Team

Amer-I-Can Foundation and has made speeches and appearances for Brown's foundation. While in Cleveland, the Belichick family launched a charitable foundation benefitting the Zelma George Home, a shelter for homeless women and children. The Belichicks also established an annual scholarship awarded to an Annapolis High School senior for academic and athletic achievement.

Since becoming Patriots head coach, Coach Belichick has participated in dozens of community events in New England, including the March of Dimes Walk America, the Rodman Ride for Kids, RoxComp's Reading is the Best Medicine Program and the Mayors Cup Regatta on the Charles River to benefit AccesSportAmerica, a charity dedicated to fitness of children and adults with disabilities. He is a supporter of the

Pawtucket Police Athletic League. He has also participated in several events benefiting the Lazarus House, a non-profit charity serving the homeless of Merrimack Valley.

ACADEMICS

In 2008, Coach Belichick was conferred with a Distinguished Service Award from Phillips Andover Academy. He also was inducted into the Wesleyan University Athletic Hall of Fame in 2008. At Wesleyan's commencement in 2002, Coach Belichick received the prestigious Baldwin Medal, awarded annually by the Wesleyan University Alumni Association. It recognizes outstanding contributions to public interest and to Wesleyan. In 2005, he received a Doctor of Humane Letters degree from Wesleyan. He is proud to remain close to his Phillips Academy roots, where he was bestowed the Distinguished Alumni Award in 1987. He was also honored at Phillips Academy when the school declared a day in his honor in 2002. Annually, he makes several offseason visits to local schools to speak to students. Speaking engagements included visits to Southern Connecticut State University, Boston College, Wesleyan and Brown University, as well as Phillips Academy in Andover and a panel discussion on sports at the Fenn School's Alumni Dinner. He was a guest speaker at the 2007 NCAA Lacrosse

All-American banquet held at the Final Four in Philadelphia and at the 2008 NCAA Lacrosse Championship Banquet at Gillette Stadium. In 2004, he received honorary doctorates at Boston University and the New England Institute of Technology, where he also delivered the commencement address to over 900 graduates.

PLAYING

Belichick lettered in football, lacrosse and squash while attending college at Wesleyan University in Middletown, Conn. He earned three letters in football while competing at center and tight end. As a senior, he was named captain of his lacrosse team.

PERSONAL

Bill Belichick was born April 16, 1952 in Nashville, Tenn. and raised in Annapolis, Md. His father, Steve, played fullback for the Detroit Lions in 1941 and coached for 33 years at the Naval Academy. Bill was a standout prep athlete at Annapolis High, where he has since been inducted into the school's Hall of Fame. He attended Phillips Academy in Andover, Mass., before enrolling at Wesleyan, where he earned his bachelor's degree in economics in 1975.

BILL BELICHIK'S YEAR-BY-YEAR RESULTS

Year	Team	Position	Regular Season			Playoffs		
			W	L	T	W	L	Finish
1975	Baltimore Colts	Special Assistant	10	4	0	0	1	AFC East Division Champions
1976	Detroit Lions	Asst. Special Teams	6	8	0			
1977	Detroit Lions	Asst. Special Teams/TEs/WRs	6	8	0			
1978	Denver Broncos	Asst. Special Teams/ Asst. to Defensive Coordinator	10	6	0	0	1	AFC West Division Champions
1979	New York Giants	Special Teams	6	10	0			
1980	New York Giants	Special Teams	4	12	0			
1981	New York Giants	Special Teams/Linebackers	9	7	0	1	1	3rd Place NFC East - Wild Card
1982	New York Giants	Special Teams/Linebackers	4	5	0			
1983	New York Giants	Linebackers	3	12	1			
1984	New York Giants	Linebackers	9	7	0	1	1	2nd Place NFC East - Wild Card
1985	New York Giants	Defensive Coordinator	10	6	0	1	1	2nd Place NFC East - Wild Card
1986	New York Giants	Defensive Coordinator	14	2	0	3	0	Division/Super Bowl Champions
1987	New York Giants	Defensive Coordinator	6	9	0			
1988	New York Giants	Defensive Coordinator	10	6	0			
1989	New York Giants	Def. Coordinator/Secondary	12	4	0	0	1	NFC East Division Champions
1990	New York Giants	Def. Coordinator/Secondary	13	3	0	3	0	Division/Super Bowl Champions
1991	Cleveland Browns	Head Coach	6	10	0			
1992	Cleveland Browns	Head Coach	7	9	0			
1993	Cleveland Browns	Head Coach	7	9	0			
1994	Cleveland Browns	Head Coach	11	5	0	1	1	2nd Place AFC Central - Wild Card
1995	Cleveland Browns	Head Coach	5	11	0			
1996	New England Patriots	Asst. Head Coach/Secondary	11	5	0	2	1	AFC East Division/ AFC Champions
1997	New York Jets	Asst. Head Coach/Secondary	9	7	0			
1998	New York Jets	Asst. Head Coach/Secondary	12	4	0	1	1	AFC East Division Champions
1999	New York Jets	Asst. Head Coach/Secondary	8	8	0			
2000	New England Patriots	Head Coach	5	11	0			
2001	New England Patriots	Head Coach	11	5	0	3	0	AFC East Division/Super Bowl Champions
2002	New England Patriots	Head Coach	9	7	0			
2003	New England Patriots	Head Coach	14	2	0	3	0	AFC East Division/Super Bowl Champions
2004	New England Patriots	Head Coach	14	2	0	3	0	AFC East Division/Super Bowl Champions
2005	New England Patriots	Head Coach	10	6	0	1	1	AFC East Division Champions
2006	New England Patriots	Head Coach	12	4	0	2	1	AFC East Division Champions
2007	New England Patriots	Head Coach	16	0	0	2	1	AFC East Division/AFC Champions
33-Year NFL Totals			299	214	1	27	12	

bold indicates head coaching seasons

BILL BELICHICK'S COACHING TREE

Bill Belichick has hired dozens of coaches and personnel people during his head coaching tenures in Cleveland and New England. Seven individuals who served as assistant coaches under Belichick are now head coaches in the NFL or in college: Romeo Crennel (Cleveland Browns), Kirk Ferentz (Iowa), Al Groh (Virginia), Pat Hill (Fresno State), Eric Mangini (New York Jets), Nick Saban (Alabama), and Charlie Weis (Notre Dame). Additionally, four current NFL general managers were previously employed by Belichick: Thomas Dimitroff (Atlanta), Ozzie Newsome (Baltimore), Phil Savage (Cleveland) and Mike Tannenbaum (New York Jets). A sampling of Belichick's original hires and the elevated positions they currently hold are listed in alphabetical order below:

Name	Original Position	Current Position	Current Team/University
Don Blackmon	Linebackers Coach	Linebackers Coach	Kansas City Chiefs
Chuck Bresnahan	Quality Control (defense)	Defensive Coordinator	Cincinnati Bengals
Jacob Burney	Defensive Line Coach	Defensive Line Coach	Denver Broncos
Nick Caserio	Personnel Assistant	Director of Player Personnel	New England Patriots
Romeo Crennel	Defensive Coordinator	Head Coach	Cleveland Browns
Steve Crosby	Running Backs	Special Teams	San Diego Chargers
Brian Daboll	Coaching Assistant	Wide Receivers Coach	New York Jets
Thomas Dimitroff	National Scout	General Manager	Atlanta Falcons
Kirk Ferentz	Offensive Line Coach	Head Coach	University of Iowa
Al Groh	Linebackers Coach	Head Coach	University of Virginia
Pat Hill	Personnel Assistant	Head Coach	Fresno State University
Pepper Johnson	Defensive Assistant	Defensive Line Coach	New England Patriots
George Kokinis	College Scouting Assistant	Director of Pro Personnel	Baltimore Ravens
Eric Mangini	Coaching Assistant	Head Coach	New York Jets
Josh McDaniels	Coaching Assistant	Offensive Coordinator/QBs Coach	New England Patriots
Terry McDonough	Scout	National Scout	Jacksonville Jaguars
Ozzie Newsome	Special Assignment Scout	General Manager and Executive VP	Baltimore Ravens
Scott O'Brien	Special Teams Coach	Special Teams Coordinator	Denver Broncos
Matt Patricia	Coaching Assistant	Linebackers Coach	New England Patriots
Dean Pees	Linebackers Coach	Defensive Coordinator	New England Patriots
Scott Pioli	Pro Personnel Assistant	VP of Player Personnel	New England Patriots
Rob Ryan	Outside Linebackers	Defensive Coordinator	Oakland Raiders
Nick Saban	Defensive Coordinator	Head Coach	University of Alabama
Phil Savage	Quality Control (defense)	Senior VP/General Manager	Cleveland Browns
Jim Schwartz	Scout	Defensive Coordinator	Tennessee Titans
John Settle	Quality Control (offense)	Running Backs Coach	University of Wisconsin
Darrin Simmons	Coaching Intern	Special Teams Coach	Cincinnati Bengals
Jerry Simmons	Strength & Conditioning Coach	Strength & Conditioning Coach	Carolina Panthers
Kevin Spencer	Quality Control (offense)	Special Teams Coach	Arizona Cardinals
Mike Tannenbaum	Personnel Intern	General Manager	New York Jets
Cory Undlin	Coaching Assistant	Defensive Backs Coach	Cleveland Browns
Rick Venturi	Linebackers Coach	Asst. Head Coach/LBs	St. Louis Rams
Lionel Vital	Scout	Asst. Director of Player Personnel	Atlanta Falcons
Charlie Weis	Offensive Coordinator	Head Coach	Notre Dame

PERFECT REGULAR SEASON

The 2007 Patriots became the fourth NFL team to win all of their regular season games since the league was founded in 1920. The Patriots are the first team to accomplish the feat since the NFL season expanded from 14 games to 16 games in 1978.

NFL TEAMS TO COMPLETE UNDEFEATED AND UNTIED REGULAR SEASON

Year	Team	Record	Playoff Result
2007	New England Patriots	16-0	AFC Champions, Lost in Super Bowl XLII
1972	Miami Dolphins	14-0	Won three playoff games, incl. Super Bowl VII
1942	Chicago Bears	11-0	Lost NFL Championship to Washington, 14-6
1934	Chicago Bears	13-0	Lost NFL Championship to N.Y. Giants, 30-13



DOM CAPERS

SPECIAL ASSISTANT – SECONDARY

38th COACHING SEASON > 23rd NFL SEASON > 1st PATRIOTS SEASON

COACHING

Dom Capers was hired in 2008 by Bill Belichick as Special Assistant – Secondary. He is a veteran of 37 years as a coach, including 22 years in the NFL, 16 of which have been as a defensive coordinator or head coach. He spent four seasons as head coach of the Carolina Panthers (1995-98) and five years as head coach of the Houston Texans (2001-05). He has also held defensive coordinator duties for the Pittsburgh Steelers (1992-94), Jacksonville Jaguars (1999-2000) and Miami Dolphins (2006-07).

Capers most recently completed a two-year stint during which he had defensive coordinator responsibilities with the Miami Dolphins, holding the titles of special assistant to the head coach (2006) and defensive coordinator (2007). Last season, the Dolphins' pass defense was the highest-ranked unit on the team, finishing the season ranked fourth in the NFL. In 2006, Dolphins defensive lineman Jason Taylor won NFL Defensive Player of the Year honors under Capers' tutelage as the team finished fourth in the league in overall defense.

Prior to joining the Dolphins, Capers served as the Texans' head coach for the first five years of the franchise's history. He was hired in January of 2001, more than a year before the team's inaugural season in 2002.

Capers was also the first head coach of the Carolina Panthers, and in the team's inaugural season of 1995 set the NFL record for most victories by an expansion team (7) as Capers was selected as the *Pro Football Weekly*/PFWA Coach of the Year. In 1996, the Panthers finished 12-4, won the NFC West title and advanced to the NFC Championship Game, with Capers sweeping all major Coach of the Year awards that season.

Capers began his pro football coaching career in 1984 as the defensive backs coach for the USFL's Philadelphia/

Baltimore Stars. The Stars won league titles in each of Capers' two seasons with the team (1984-85). He entered the NFL in 1986, and served a six-year tenure as the New Orleans Saints' defensive backs coach (1986-91), a period during which the team made three playoff appearances. In 1992, he became the Steelers' defensive coordinator and served there for three seasons, with Pittsburgh qualifying for the playoffs each year. In 1994 Capers was named the *Pro Football Weekly*/PFWA Assistant Coach of the Year as the Steelers led the NFL in rush defense. He also earned *Pro Football Weekly*/PFWA Assistant Coach of the Year honors as the Jaguars' defensive coordinator in 1999, as Jacksonville led the NFL in scoring defense (13.9 points per game).

Capers began his coaching career by spending 12 seasons in the college ranks, beginning with a three-year stint as a graduate assistant at Kent State (1972-74). He went on to serve as a defensive backs coach for Hawaii (1975-76), San Jose State (1977), California (1978-79), Tennessee (1980-81) and Ohio State (1982-83).

PLAYING


Capers played safety and linebacker for Mount Union College in Alliance, Ohio.

PERSONAL

Capers graduated with a degree in physical education and a minor in psychology from Mount Union and earned his master's degree in administration from Kent State. He grew up in Buffalo, Ohio, where he was a star athlete at Meadowbrook High School. He still hosts an annual charity golf tournament in the area to raise money for the American Heart Association. Capers resides in Massachusetts with his wife, Karen.

CAPERS' COACHING CAPSULE

Years	Team	Position
1972-74	Kent State	Graduate Assistant
1975-76	Hawaii	Defensive Backs Coach
1977	San Jose State	Defensive Backs Coach
1978-79	California	Defensive Backs Coach
1980-81	Tennessee	Defensive Backs Coach
1982-83	Ohio State	Defensive Backs Coach
1984-85	Philadelphia/Baltimore Stars (USFL)	Defensive Backs Coach
1986-91	New Orleans Saints	Defensive Backs Coach
1992-94	Pittsburgh Steelers	Defensive Coordinator
1995-98	Carolina Panthers	Head Coach
1999-2000	Jacksonville Jaguars	Defensive Coordinator
2001-05	Houston Texans	Head Coach
2006	Miami Dolphins	Special Assistant to the Head Coach
2007	Miami Dolphins	Defensive Coordinator
2008	New England Patriots	Special Assistant – Secondary



RUNNING BACKS

SUPER BOWLS:

01 03 04

33rd COACHING SEASON ▶ 18th NFL SEASON ▶ 12th PATRIOTS SEASON

COACHING

Ivan Fears, a 33-year coaching veteran, will enjoy his 18th season in the NFL and his 12th with the New England Patriots in 2008. He returned to New England in 1999 and since then has enjoyed five division championships, four conference titles and three Super Bowl championships. He is in his sixth season as running backs coach, after having coached New England's wide receivers from 1999-2001 and previously from 1991-92.

Last year the Patriots averaged 4.1 yards per rush in the regular season, posting the team's highest average rushing gain in 22 seasons, and the Patriots' 17 rushing touchdowns were the second highest total for the team in the last 20 years. Second year running back Laurence Maroney continued his improvement under Fears' tutelage, averaging 4.5 yards per carry for the regular season and improving to 4.6 yards per carry in the postseason. Maroney ran for more than 100 yards in four of the team's final six games.

In 2006, Fears helped coach a rushing attack that averaged 123.1 yards per game, including a 236-yard rushing performance at Cincinnati (10/01). Under Fears' tutelage, Corey Dillon became the NFL's active career rushing leader and scored 13 touchdowns on the ground. Maroney finished third among rookie running backs with 745 rushing yards.

The 2005 season saw healthy production from the running backs despite injuries that forced the Patriots to start four different players at the position. Six different running backs combined to rush for 1,388 yards on 395 carries in 2005. Additionally, Corey Dillon tied his then career high with 12 rushing touchdowns despite missing four games due to injury.

In 2004, the Patriots enjoyed one of the finest rushing seasons in franchise history as the team averaged 4.07 yards per carry, the most since 1985 (4.13-yard average). The Patriots ran for more than 200 yards in a game on three occasions, including a 210-yard performance in the divisional playoffs. Additionally, the team's 225 rushing yards against Cleveland (12/5) were the most in any game since 1993. Dillon set the team's single-season rushing record with 1,635 yards and led the NFL with an average of 109.0 yards per game in which he appeared.

The 2003 season saw the Patriots exceed the 100-yard rushing plateau as a team in eight of 16 regular-season games, an improvement on their five games exceeding the century mark in 2002. The Patriots also passed the 100-yard mark in two of three postseason contests, including a 127-yard output in their victory in Super Bowl XXXVIII.

Fears took on running backs duties in 2002, and in his first season the position produced 1,508 yards rushing – the second highest total by the Patriots since 1996. The Patriots averaged 3.8 yards per carry, tying 2001's average as the highest since 1995.

As receivers coach in 2001, Fears helped both Troy Brown and David Patten produce career years. Brown established a franchise record with 101 receptions for a career-high 1,199 yards and earned his first trip to the Pro Bowl. It was Brown's first 1,000-yard season of his eight year career. Patten, who entered the season with just 71 career receptions in four seasons, claimed the starting role opposite Brown and was credited with 51 receptions for 749 yards and four touchdowns.

Fears originally joined the professional coaching ranks as the receivers coach on Dick MacPherson's staff with the Patriots in 1991. After two seasons in New England, he accepted a position with the Bears in Chicago, where he coached the receivers for six seasons (1993-98) before returning to New England in 1999.

In 1991, his receiving corps featured Irving Fryar, Greg McMurtry and Michael Timpson. That year, Fryar turned in his first 1,000-yard season of his career, finishing with 1,014 yards on 68 receptions (14.9 avg.).

In 1993, he joined the Chicago Bears and inherited the team's first-round selection, Curtis Conway. In 1994, the Bears added Jeff Graham, a reserve receiver from the Steelers, and Fears helped develop the two into one of the premier receiving tandems in the league over a two-year span. In his first year with the Bears, Graham started 15 games and led the team with 68 receptions for 944 yards. In 1995, Conway and Graham became the first receiving tandem in franchise history to each record over 1,000 yards receiving in a single season. In 1996, Conway produced a career-high 81 receptions for 1,049 yards and became the first Bear in franchise history to record back-to-back 1,000-yard seasons.

Fears began his coaching career as a graduate assistant at William & Mary in 1976. In 1977, he drew his first positional responsibilities coaching receivers. His next two seasons (1978-79), he coached quarterbacks before accepting the role as receivers coach at Syracuse in 1980, a position he held for the next 12 seasons.

PLAYING


A three-year letterman as a running back at William & Mary (1973-75), his playing career was cut short after undergoing three knee operations during his collegiate career.

PERSONAL

Ivan Fears was born Nov. 15, 1954 in Portsmouth, Va. He grew up in Suffolk, Va., where he starred at John Yates High and was twice named the school's Outstanding Player of the Year. He also earned all-state honors as a senior. Ivan and his wife, Beverly, have three children, Joshua, Aaron and Kimberly.

FEARS' COACHING CAPSULE

Years	Team	Position
1976	William & Mary	Graduate Assistant
1977	William & Mary	Receivers
1978-79	William & Mary	Quarterbacks
1980-90	Syracuse	Receivers
1991-92	New England Patriots	Receivers
1993-98	Chicago Bears	Receivers
1999-2001	New England Patriots	Receivers
2002-08	New England Patriots	Running Backs



PEPPER JOHNSON

DEFENSIVE LINE

9th COACHING SEASON > 22nd NFL SEASON > 9th PATRIOTS SEASON

SUPER BOWLS:

86 90 01 03 04

COACHING

Pepper Johnson is enjoying his 22nd season in the NFL, including his ninth season on Bill Belichick's coaching staff. Johnson has been a part of five Super Bowl championship teams, earning a pair of rings during his illustrious 13-year playing career and also contributing to three championship teams as a Patriots assistant coach. All five of his championship rings have been earned while teamed with Coach Belichick. In 2008, Johnson enters his fifth season mentoring the defensive line after spending three seasons as the Patriots' inside linebackers coach.

Last season, the defensive line contributed to a Patriots defense that ranked fourth in the league in yards allowed per game (288.3), the least allowed by a Patriots defense since 1979. The defensive line also helped hold opponents to under 100 yards rushing per game in 2007 and allowed just seven total rushing touchdowns. Defensive end and co-captain Ty Warren finished second on the team in tackles (83) and nose tackle Vince Wilfork was voted to his first Pro Bowl.

In 2006, the defensive line was a key component of a defense that set the franchise record in points allowed per game (14.81). Anchored by the defensive line, the Patriots defense was ranked in the top 5 in the NFL for the final 10 weeks of the season, and the New England defense ended the season tops in fourth down conversion percentage. Defensive co-captain Richard Seymour was selected to his fifth consecutive Pro Bowl, and Warren had a breakout year, submitting career highs in tackles (117) and sacks (7.5). Wilfork finished fourth on the team with 81 tackles despite missing the final three games, and top reserve Jarvis Green notched a career-high 7.5 sacks.

In 2005, Johnson tutored a defensive line whose performance down the stretch helped the Patriots claim four wins in December to clinch the division title. In those four December games, New England allowed a total of just 125 rushing yards, an average of only 31.3 rushing yards per game. Defensive co-captain Seymour earned his fourth consecutive Pro Bowl berth and maintained the high level

of production that has earned him accolades as one of the NFL's top defensive players. Former first-round draft choices Warren and Wilfork each started all 16 games and reached career-high tackle totals. Wilfork's 91 stops placed second on the team, while Warren's 77 tackles ranked third.

In his first season as defensive line coach in 2004, Johnson successfully integrated young talent with a solid veteran presence to form a versatile unit. The line was key in helping New England's run defense rank sixth in the NFL, and the defensive line accounted for 14.5 sacks on the season. Seymour earned his third straight Pro Bowl nod, while Warren, a second-year pro, and Wilfork, a rookie, each came into their own as top-line NFL starters.

In 2003, Johnson coached an inside linebackers unit that was a key part of a defense that held its opponents to a franchise-record and NFL-best 14.9 points per game. The inside linebacking corps was a major reason the Patriots ranked fourth in the NFL in run defense in 2003, up from 31st in the league in 2002. In addition, inside linebacker Tedy Bruschi returned two interceptions for touchdowns and credited one of Johnson's practice drills with improving his nose for the ball.

Johnson originally joined Coach Belichick's staff as part of the NFL's summer coaching

fellowship in the summer of 2000. He spent the season with the Patriots as a defensive assistant, working primarily with the linebackers. In 2001, he joined the staff as the inside linebackers coach, the same position at which he excelled for 13 NFL seasons. After injuries sidelined Ted

Johnson and Bryan Cox in 2001, Bruschi made the transition from outside to inside linebacker and helped fuel the Patriots defense through a season-ending win streak that culminated with a Super Bowl title. In 2002, linebackers Phifer and Ted Johnson finished first and second in tackles with 109 and 96 tackles respectively. It was the first time two linebackers led the Patriots in tackles since 1994.

PLAYING

Johnson started 158 of 193 regular season games and played for four different teams during his 13-year NFL career from 1986-98. The two-time Pro Bowl performer won Super Bowl titles as a member of the New York Giants in 1986 and again in 1990. His presence helped form one of the most dominant defensive units in the history of the game. In 13 seasons, he totaled over 1,200 tackles, including 25.5 sacks. He also forced 12 fumbles, recovering eight, and intercepted 14 passes, including two that he returned for touchdowns. In a game against the Tampa Bay Buccaneers in 1991, he set a franchise record with 4.5 sacks. He played seven seasons with the Giants (1986-92) before joining the Cleveland Browns in 1993. In 1994, he recorded a career-high with 207 tackles for the Browns. He signed with the Detroit Lions for one season in 1996 before being reunited with Bill Belichick in New York when he signed with the Jets in 1997. He played two seasons with the Jets before retiring in 1999. In his first season with the Jets, he was voted team captain before the start of the regular season. A midseason injury vs. New England (10/19/97) sidelined him for the remainder of the season, but he returned as team captain and started every game for the Jets in 1998. Prior to his injury, he had not missed a game or a practice in 11-plus NFL seasons.

A two-time co-captain and defensive MVP at Ohio State, Johnson was drafted by the New York Giants in the second

round of the 1986 NFL Draft after an All-American campaign as a senior for the Buckeyes in 1985.

PERSONAL

Thomas "Pepper" Johnson was born July 29, 1964 in Detroit, Mich. He was nicknamed "Pepper" by an aunt who observed his ritual of sprinkling pepper on his breakfast cereal as a youngster. After an all-star prep career at MacKenzie High in Detroit, Johnson was named to Michigan's all-decade team for the 1980s. Johnson became a scholar-athlete at Ohio State, where he majored in counseling and physical education. In 1999, his alma mater named him to the school's all-century team. In 2001, he was inducted into the Ohio State Hall of Fame. He formed Pepper Johnson Enterprises, a non-profit community organization that operates in Detroit to support youth and anti-crime programs. Johnson's many philanthropic endeavors have earned him honors for his work with Special Olympics, the March of Dimes, the Make-a-Wish Foundation, Children's Leukemia Foundation and Pepper Johnson's Youth Foundation. He is also a supporter of the Michael Landon Foundation, the Carol M. Baldwin Breast Cancer Research Foundation, Dylan MalaMala Cystic Fibrosis Foundation and the Trey Whitfield Foundation. While in New York, he sponsored a charity golf tournament on Long Island to benefit a home for babies born to drug-addicted mothers. Johnson's son, Dionte, is a rookie fullback for the Arizona Cardinals.

JOHNSON'S COACHING CAPSULE

Years	Team	Position
2000	New England Patriots	Asst. Linebackers
2001-03	New England Patriots	Inside Linebackers
2004-08	New England Patriots	Defensive Line



PETE MANGURIAN

TIGHT ENDS

29th COACHING SEASON > 17th NFL SEASON > 4th PATRIOTS SEASON

COACHING

Pete Mangurian was named the tight ends coach on Head Coach Bill Belichick's staff on March 7, 2005. He is entering his 17th year in the NFL and his 29th year as a coach, including a successful three-year stint as the head coach at Cornell University and a tenure as the offensive coordinator for the Atlanta Falcons in 2003.

Mangurian's tight ends contributed to an offense that was one of the most prolific in NFL history in 2007. Patriots tight ends scored 10 touchdowns, including two from linebacker-turned goal line tight end Mike Vrabel, and blocked for a running game that averaged 4.1 yards per rush in the regular season, the team's highest average rushing gain in 22 seasons. Benjamin Watson tallied a

career-high six touchdowns, including four in the first five games, and had the first 100-yard game of his career with 107 yards against Cleveland.

In 2006, Mangurian's group contributed consistent offense as the Patriots introduced several new receivers into their offensive attack. Watson had a career year, finishing second on the team with a career-high 49 receptions 643 yards while rookie David Thomas emerged late in the year as a threat in the passing offense, making his first start at Jacksonville (12/24) and catching five balls for 83 yards and his first career touchdown.

In 2005, his first season tutoring the Patriots tight ends, Mangurian's group scored 12 touchdowns (the most by Patriots tight ends in 21 years) while averaging 13.2 yards

per catch (the highest by Patriots tight ends in 18 years). The 12 touchdowns included three scoring grabs from Vrabel, who occasionally lined up as a tight end in goal-line situations. The last time the Patriots' tight ends had seen the end zone that often was in 1984, when New England's tight ends and H-Backs also notched 12 scores. Additionally, Patriots tight ends recorded 56 receptions for 737 yards, with the average of 13.2 yards per catch, representing the highest yards-per-catch figure by a group of New England tight ends since 1988. That season Russ Francis and Lin Dawson led a unit that averaged 13.3 yards per catch. The 2005 campaign featured a tight ends unit that was one of the NFL's most consistent big-play threats at the position. Tight ends Daniel Graham and Watson combined to produce eight regular-season receptions of 25 yards or longer, a mark that led the AFC and ranked second in the NFL (Atlanta, 9). Additionally, the duo produced six receptions of 30 yards or longer and 14 receptions of 20 yards or longer. In addition to those regular-season marks, Watson grabbed a 63-yard touchdown pass in the first round of the playoffs that stands as the longest touchdown reception in Patriots postseason history.

Prior to joining the Patriots, Mangurian was a member of Dan Reeves' staff with the Atlanta Falcons for three seasons from 2001-03, a period during which the Falcons notably excelled in rushing and pass protection. As Atlanta's offensive coordinator in 2003, Mangurian oversaw an offensive unit that averaged 4.48 yards per carry and allowed just 35 sacks, the fewest for the Falcons since 1991. His promotion to offensive coordinator came following a 2002 season during which he served as Atlanta's offensive line coach and contributed to a season in which the Falcons set team records for yards-per-carry (4.53), rushing touchdowns (23) and most 30-point games (8).

Mangurian returned to the NFL in 2001 after spending three seasons as the head coach at Cornell. In his final two seasons (1999-2000), Cornell won a total of 10 Ivy League

games under Mangurian, more than any other team in the league. His 10-4 league record over that span ties the best two-year Ivy League record in school history. Mangurian recorded an overall record of 16-14 (.533) before returning to the NFL for the 2001 season.

The California native began his NFL coaching career in 1988, when Reeves hired him as the tight ends/H-backs coach for the Denver Broncos. He went on to become the team's offensive line coach in 1991. Mangurian spent a total of five seasons with the Broncos and was on the staff of the 1989 AFC Championship team that appeared in Super Bowl XXIV. In 1993, he joined the New York Giants and spent four seasons mentoring the offensive line, helping to pave the way for Rodney Hampton to record three consecutive 1,000-yard seasons. Overall, he spent 13 seasons as an assistant to Reeves with Denver, New York and Atlanta.

Prior to entering the NFL ranks, Mangurian spent nine seasons as an assistant coach at the collegiate level. He began his coaching career in 1979, accepting a position as the assistant offensive line coach at Southern Methodist University. From there, he spent one season as the offensive line coach at New Mexico State (1981), then spent two seasons working with the offensive line at Stanford. In 1984, he began a four-season stint as the offensive line coach at his alma mater, Louisiana State, helping the Tigers earn four consecutive bowl bids and set school records for total offense on three separate occasions.

PLAYING


Mangurian was a defensive tackle at Louisiana State.

PERSONAL

Peter K. Mangurian was born on June 17, 1955 in Los Angeles, Calif. Pete and his wife, Amy, have two daughters, Lauren and Katie, and a son, Will.

MANGURIAN'S COACHING CAPSULE

Years	Team	Position
1979-80	Southern Methodist	Asst. Offensive Line
1981	New Mexico State	Offensive Line
1982	Stanford	Special Assistant (Offensive Line)
1983	Stanford	Offensive Line
1984-87	Louisiana State	Offensive Line
1988-90	Denver Broncos	Tight Ends/H-Backs
1991-92	Denver Broncos	Offensive Line
1993-96	New York Giants	Offensive Line
1997	Atlanta Falcons	Offensive Assistant
1998-2000	Cornell	Head Coach
2001	Atlanta Falcons	Offensive Line
2002	Atlanta Falcons	Offensive Line
2003	Atlanta Falcons	Offensive Coordinator
2005-08	New England Patriots	Tight Ends



JOSH McDANIELS

OFFENSIVE COORDINATOR/QBs

9th COACHING SEASON > 8th NFL SEASON > 8th PATRIOTS SEASON

SUPER BOWLS:



COACHING

Josh McDaniels enters his eighth NFL season and his eighth season in New England. He joined the Patriots on March 1, 2001 as a personnel assistant in the scouting department and assisted the defensive coaching staff for three seasons. He began serving as the Patriots' quarterbacks coach in 2004 and was named offensive coordinator/quarterbacks coach on January 20, 2006.

McDaniels oversaw an offense that broke several NFL records in 2007, including points scored, touchdowns scored and most players scoring a touchdown. Under his tutelage, 2007 NFL MVP Tom Brady broke the NFL record for touchdown passes in a season (50) and led the league in both passing yards (4,806) and passer rating (117.2). Brady also set franchise marks in nearly every major passing category, while new wide receiver Wes Welker set the franchise record for receptions in a season (112). New acquisition Randy Moss broke the NFL record for touchdown receptions with 23 and set the Patriots' franchise record for receiving yards in a season (1,439). The Patriots offense also posted the franchise's highest average yards per rush in 22 seasons with 4.1 yards per carry and the team's 17 rushing touchdowns were the second highest total in the last 20 years.

In 2006, McDaniels helped integrate several new players into the offense, including free agent signee Reche Caldwell, mid-season acquisition Jabar Gaffney and rookie Laurence Maroney. In all, six new Patriots caught at least 10 passes, including Caldwell, who led the team with career-highs in receptions (69) and receiving yards (760). Gaffney, acquired prior to week six, became a starting receiver by the end of the regular season and was the team's most productive receiver in the playoffs. Maroney, splitting time with Corey Dillon, was the third leading rusher among NFL rookies.

In his role as quarterbacks coach, McDaniels has worked closely with Brady. In four seasons working with McDaniels, Brady has compiled the top four passer ratings of his eight-year career — 92.6 (2004), 92.3 (2005), 87.9 (2006) and 117.2 (2008).

In 2005, Brady led the NFL with a career-best 4,110 passing yards, a number that exceeded his previous career high by nearly 350 yards and represents the third highest yardage total in Patriots history. Patriots quarterbacks threw 28 touchdown passes, tying the fifth-highest total for the position in franchise history. The mark was also achieved in 1986, 2002 and 2004, McDaniels' first season as quarterbacks coach. Also in 2005, the Patriots finished

the season as the NFL's second-ranked passing offense (257.5 yards per game), marking the team's highest ranking in that category in 11 seasons.

In addition to assisting in Brady's continued development, McDaniels has tutored Matt Cassel, a four-year backup quarterback in college and a seventh-round draft choice in 2005. In the 2005 regular-season finale, Cassel threw his first two touchdown passes since high school as he led the Patriots on a fourth-quarter comeback against Miami that fell just two points short.

In 2004, McDaniels earned his first positional coaching responsibilities and worked with Brady to help the quarterback produce his then highest passer rating of his career (92.6) and the third highest single-season passer rating in team history. Brady's 28 touchdown passes ranked second in the AFC and tied his career high set in 2002.

Upon his arrival in New England prior to the 2001 season, McDaniels served as a personnel assistant and quickly expanded his role to include film breakdown and scouting preparation for the defensive coaching staff. He became a coaching assistant in February of 2002. In that role, his responsibilities included film breakdown and scouting chart preparations for the defensive staff. In 2003, he drew additional responsibilities working with the defensive backs.

McDaniels began his coaching career in 1999 as a graduate assistant at Michigan State, working under head coach Nick Saban.

PLAYING

McDaniels attended John Carroll University, where he played quarterback and wide receiver for the Blue Streaks from 1995-98. He was a college teammate of Patriots director of player personnel Nick Caserio, who played quarterback for John Carroll from 1996-99.

PERSONAL

McDaniels was born in Barberon, Ohio and attended Canton McKinley High School in Canton, Ohio. He was a quarterback and kicker for McKinley. His father, Thom McDaniels, was a longtime head coach at McKinley High and is currently the head coach at Massillon Jackson High in Massillon, Ohio. Josh and his wife Laura have a son, Jack Thomas, and a daughter, Maddie.

McDANIELS' COACHING CAPSULE

Years	Team	Position
1999	Michigan State	Graduate Assistant
2001	New England Patriots	Personnel Assistant /Coaching Assistant
2002-03	New England Patriots	Coaching Assistant
2004-05	New England Patriots	Quarterbacks
2006-08	New England Patriots	Offensive Coordinator/QBs



HAROLD NASH

ASST. STRENGTH & CONDITIONING

4th COACHING SEASON > 4th NFL SEASON > 4th PATRIOTS SEASON

COACHING

Harold Nash was hired as the assistant strength and conditioning coach on Head Coach Bill Belichick's staff on February 23, 2005. Nash's responsibilities with the Patriots include assisting strength and conditioning coach Mike Woicik in implementing the team's year-round conditioning program. Nash also assists in coordinating the Patriots' player development programs.

Nash is in his fourth season as a full-time coach following an all-star career as a defensive back in the Canadian Football League and is a veteran of 11 seasons of mentoring young athletes. Beginning in 1994 and continuing throughout his CFL tenure, Nash served as an assistant to highly-regarded speed coach Tom Shaw, assisting over 30 college defensive backs in their preparations for the NFL Draft. Starting in 2000, he also worked with the Nike Football Group to teach speed, agility and quickness to some of the nation's top college prospects.

In 2006, Nash won the NFL's Player Development Most Outstanding Financial Education Program award.

PLAYING

Nash was a defensive back in the Canadian Football

League for 11 seasons from 1994-2004. He was a three-time all-star and recorded a total of 367 tackles and 24 interceptions while playing for the Shreveport Pirates (1994-95), Montreal Alouettes (1996-99), Winnipeg Blue Bombers (1999-2003) and Edmonton Eskimos (2004). Nash is Winnipeg's all-time leader in pass knockdowns and was selected to the West all-star squad while playing with the Blue Bombers in 2000 and 2001. He also earned the nod as a CFL all-star in 2001 and earned East All-Star recognition in 1997 while playing for Montreal.

Nash attended the University of Southwestern Louisiana (now Louisiana-Lafayette), where he joined the team as a walk-on and played defensive back for four seasons. He was voted a permanent team captain by his peers in recognition of his leadership, and earned the Cajun Spring Training Award from the coaching staff in recognition of his work ethic. Following his college career, Nash signed with the New York Giants as an undrafted free agent and was a member of the team during training camp in 1993.

PERSONAL

Harold Nash, Jr. was born on May 5, 1970 in New Orleans, La. He earned a bachelor of science degree in Humanities from the University of Southwestern Louisiana.

NASH'S COACHING CAPSULE

Years	Team	Position
2005-08	New England Patriots	Asst. Strength and Conditioning



BILL O'BRIEN

WIDE RECEIVERS

16th COACHING SEASON > 2nd NFL SEASON > 2nd PATRIOTS SEASON

COACHING

Bill O'Brien was named wide receivers coach on Head Coach Bill Belichick's staff in 2008. O'Brien had served as a coaching assistant after joining the Patriots in 2007 following 14 seasons coaching at the collegiate level.

Prior to entering the NFL, coached in the Atlantic Coast Conference for 12 seasons, including tenures at Georgia Tech (1995-2002), Maryland (2003-04) and Duke (2005-06).

O'Brien completed a two-year tenure at Duke as offensive coordinator and quarterbacks coach from 2005-06. O'Brien joined the Duke coaching staff after spending two seasons

as the running backs coach at the University of Maryland. In his first season with the Terrapins in 2003, Maryland finished second in the ACC in rushing and defeated West Virginia in the Gator Bowl.

O'Brien spent eight seasons at Georgia Tech (1995-2002), and served as the Yellow Jackets' offensive coordinator and quarterbacks coach in his final two seasons. In addition to his normal duties, he also served as an assistant head coach in 2002 and was Georgia Tech's recruiting coordinator from 1999-2000. He spent his first three seasons at Georgia Tech as an offensive graduate assistant (1995-97) before beginning a three-year stint as the Yellow Jackets' running backs coach (1998-2000). In each of O'Brien's three seasons coaching the running backs, Georgia Tech finished no lower than third in the conference in rushing. During

his two-year tenure as offensive coordinator (2001-02), the team played in a bowl game each season. In 2001, under O'Brien's direction, the Yellow Jackets led the ACC in passing and finished third in the league in scoring.

O'Brien began his coaching career at Brown, coaching tight ends in 1993 and tutoring inside linebackers in 1994.

PLAYING

O'Brien was a linebacker and defensive end at Brown University from 1990-92.

PERSONAL

Bill O'Brien was born on October 23, 1969 in Andover, Mass.

O'BRIEN'S COACHING CAPSULE

Years	Team	Position
1993	Brown University	Tight Ends
1994	Brown University	Inside Linebackers
1995-97	Georgia Tech	Graduate Assistant
1998-00	Georgia Tech	Running Backs
2001	Georgia Tech	Offensive Coordinator
2002	Georgia Tech	Asst. Head Coach/Offensive Coordinator
2003-04	Maryland	Running Backs
2005-06	Duke	Offensive Coordinator
2007	New England Patriots	Coaching Assistant
2008	New England Patriots	Wide Receivers



11th COACHING SEASON > 5th NFL SEASON > 5th PATRIOTS SEASON

SUPER BOWLS:



COACHING

Matt Patricia enters his fifth season in the NFL and his third as the Patriots' linebackers coach.

Last season, Patriots linebackers contributed to a defense that ranked fourth in the league in yards allowed per game (288.3) and second in total sacks (47). Mike Vrabel tallied a career-high 12.5 sacks, the third-highest single-season total in Patriots history. Inside linebacker Tedy Bruschi led the team in tackles for the second straight year with 99 and veteran linebacker Junior Seau recorded a career-high three interceptions. Patricia also successfully integrated new acquisition Adalius Thomas into the linebacker mix.

In 2006, the Patriots linebackers were a key component of a defense that set the franchise record in points allowed per game (14.81) and was ranked in the top 5 in the NFL in rush defense for the final 10 weeks of the season. The Patriots linebackers also helped hold the line on a defense that was tops in the league in opponents' fourth down conversions and passer rating within the 30-yard line.

In 2005, Patricia assisted in tutoring an offensive line that allowed just 28 sacks, marking the first time in a decade the Patriots had allowed fewer than 30 sacks in two straight seasons. The offensive line achieved that mark despite using two rookies as primary starters on the left side and having two opening day starters suffer season-ending injuries. The line helped the Patriots finish the season as the NFL's seventh-ranked total offense (352.0 yards per game). New England also ended the year as the league's second-ranked passing offense (257.5 yards per game).

Patricia joined the Patriots in 2004 and spent his first season with the team as an offensive coaching assistant. His primary responsibilities in that role were breaking down opponents' film, scouting preparations and practice assistance. The former college center and guard also drew some duties in assisting Dante Scarnecchia with the offensive line.

Prior to joining the Patriots Patricia spent six seasons in

the college ranks. Immediately preceding his move to the NFL, he was an offensive graduate assistant at Syracuse University for three seasons. Prior to joining the Orangemen, he spent two seasons (1999-2000) as the defensive line coach at Amherst College. Patricia's first coaching experience came in 1996, when he served as a graduate assistant at his alma mater, Rensselaer Polytechnic Institute.

PLAYING

Patricia was a standout offensive lineman at R.P.I., playing both center and guard. He helped his senior class to


an overall record of 31-8 and the Engineers won three ECAC Championships during his collegiate career.

PERSONAL

Matt Patricia was born on Sept. 13, 1974 and was raised in Sherrill, N.Y. He attended Vernon-Verona-Sherrill Central School, where he lettered in football and wrestling. He earned his bachelor's degree in aeronautical engineering from R.P.I. and later earned a master's degree in education from the University of Massachusetts.

PATRICIA'S COACHING CAPSULE

Years	Team	Position
1996	R.P.I.	Graduate Assistant
1999-2000	Amherst	Defensive Line
2001-03	Syracuse	Graduate Assistant
2004	New England Patriots	Coaching Assistant
2005	New England Patriots	Assistant Offensive Line
2006-08	New England Patriots	Linebackers



**DEAN
PEES**

DEFENSIVE COORDINATOR

36th COACHING SEASON > 5th NFL SEASON > 5th PATRIOTS SEASON

SUPER BOWLS:



COACHING

Dean Pees, a 36-year coaching veteran, was named the defensive coordinator on Bill Belichick's staff on January 17, 2006. Pees served as the Patriots' linebackers coach from 2004-05 and his coaching credentials include six seasons as a collegiate head coach and 15 seasons as a defensive coordinator at the college level. Pees joined Bill Belichick's staff prior to the 2004 season after a tenure as the head coach at Kent State.

In 2007, Pees' defense contributed to the first 16-0 regular season in NFL history. The Patriots defense allowed 274 points, marking the fourth time in the previous five seasons (since 2003) that New England has allowed fewer than 275 points in a season. The 2007 Patriots ranked fourth in the league in yards allowed per game (288.3), the fewest allowed by a Patriots defense in 28 years, and second in the league in sacks (47). The Patriots defense sent three starters to the Pro Bowl (LB Mike Vrabel, NT Vince Wilfork and CB Asante Samuel).

In his first season as defensive coordinator in 2006, Pees' defense set a franchise record for fewest points allowed per game, giving up an average of just 14.81 points per opponent as the Patriots finished 12-4 and at the top of the AFC East. The New England defense was fourth in the NFL in takeaways and first in opponents' fourth down conversion percentage. The Patriots defense was also second in the league in opponent passer rating. Pees' defense steadily improved over the course of the season, and remained in

the NFL's top 10 in total defense for the entire second half of the season. The Patriots finished second in the league in points allowed in 2006.

In 2005, Pees tutored a Patriots linebackers unit that featured three of the defense's top five tacklers and accounted for 22 of the team's 33 sacks. Mike Vrabel transitioned from outside linebacker to inside linebacker during the season and paced the team with a career-high 114 tackles (80 solo), while Rosevelt Colvin's 73 tackles (49 solo) marked the second highest total of his career and placed fourth on the team. Tedy Bruschi, who missed the first six games of the season while recovering from a stroke, placed fifth on the team with 72 tackles (38 solo) despite playing in just nine games.

The contributions of the linebackers in the second half of the 2005 season were a key reason the Patriots were able to clinch the AFC East title by recording six wins in a seven-week span over the final two months of the season. During the month of December the Patriots shut down the run, allowing just 31.3 rushing yards per game. The effort helped to produce four straight December wins, including a 28-0 shutout over Tampa Bay on December 17 to claim the AFC East crown. Additionally, New England allowed just 10 total points over a three-game December span, marking the fewest points allowed over any three games in team history.

Pees marked a solid first season in the NFL in 2004, mentoring a linebackers unit that produced three of the

team's top four tacklers. The Patriots defense ranked sixth in the NFL against the run, while New England linebackers recorded 27.5 quarterback sacks. Tedy Bruschi finished second on the team in tackles (128), and fellow starters Ted Johnson (112) and Vrabel (76), finished third and fourth, respectively. Outside linebacker Willie McGinest, also a starter in the Patriots' 3-4 alignment, paced the team with 9.5 sacks. Bruschi, in his ninth NFL season, earned his first Pro Bowl selection.

Pees was hired as the head coach at Kent State on December 17, 1997, faced with the challenge of rebuilding a program that had not produced a winning season in 12 years and had not won more than three games in a season for six years. Once his system was fully implemented, the Golden Flashes showed significant improvement.

In 2001, Pees led the Golden Flashes to a 6-5 record, notching the school's best mark in 14 years, and only the second winning season in 25 years. In his last three seasons at Kent State, Pees' teams won more games than the school had won in the previous decade. Pees' six-year tenure with the Golden Flashes made him the longest-serving head coach in the program's last 40 years.

Prior to securing the head job at Kent State, Pees was the defensive coordinator and inside linebackers coach on Nick Saban's staff at Michigan State. The Spartans qualified for a postseason bowl game in each of Pees' three seasons

in East Lansing and finished with the 13th-ranked overall defense in the nation in his final season.

Pees joined Michigan State after serving as secondary coach on Lou Holtz's staff at Notre Dame during the 1994 season. While in South Bend, Pees coached Eagles Pro Bowl cornerback Bobby Taylor during his senior season in which he was named to numerous All-American teams. He joined the Fighting Irish after four seasons as the defensive coordinator at the University of Toledo, where he was first hired by Saban in 1990. In 1992, Pees' defense allowed just 13.9 points per game as Toledo posted an 8-3 record, including two shutout victories. Pees also served a three-year stint as the secondary coach at the Naval Academy (1987-89).

Pees began his coaching career with a six-year tenure as a high school head coach. He then entered the college ranks as the defensive coordinator/secondary coach for the University of Findlay (1979-82) and then held the same title at Miami (Ohio) University (1983-86).

PERSONAL

Dean Pees is a native of Dunkirk, Ohio and is a graduate of Bowling Green State University. Pees and his wife Melody have six children – Laura, Meredith, Steffani, Matt, Elli and Tarrin – and two grandchildren, Kade and Cole.

PEES' COACHING CAPSULE

Years	Team	Position
1973-74	Elmwood (Ohio) H.S.	Defensive Coordinator
1975-78	Elmwood (Ohio) H.S.	Head Coach
1979-82	University of Findlay	Defensive Coordinator/ Secondary
1983-86	Miami (Ohio)	Defensive Coordinator/ Secondary
1987-89	Naval Academy	Secondary
1990-93	Toledo	Defensive Coordinator
1994	Notre Dame	Secondary
1995-97	Michigan State	Defensive Coordinator
1998-03	Kent State	Head Coach
2004-05	New England Patriots	Linebackers
2006-08	New England Patriots	Defensive Coordinator



DANTE SCARNECCHIA

ASST. HEAD COACH/OFFENSIVE LINE

39th COACHING SEASON ➤ 27th NFL SEASON ➤ 25th PATRIOTS SEASON

SUPER BOWLS:

01 03 04

COACHING

Dante Scarnecchia is a 39-year coaching veteran who is enjoying his 27th season as an NFL assistant. He owns the longest coaching tenure in Patriots history, now entering his 25th season on the Patriots sidelines. Since joining the Patriots in 1982, he has spent all but two seasons (1989-90) in Foxborough.

Scarnecchia has the distinction of being the only coach in franchise history to be a member of all six Super Bowl teams. He has been on the Patriots coaching staff during 13 of the franchise's 16 playoff appearances and has coached in 30 of the 34 playoff games in team history.

For the tenth consecutive season, Scarnecchia's primary

responsibility will be the offensive line, a position he has coached for 23 of his 39 seasons in the profession. Bill Belichick named Scarnecchia the Patriots assistant head coach/offensive line coach on Feb. 1, 2000.

In 2007, Scarnecchia was named SI.com's NFL Assistant Coach of the Year. Anchored by an offensive line that sent three players to the Pro Bowl (C Dan Koppen, T Matt Light and G Logan Mankins), the Patriots offense broke several NFL records, including points scored and touchdowns scored. The offensive line powered a Patriots rushing attack that posted the franchises highest average yards per rush in 22 years (4.10). The offensive line also allowed just 21 sacks in the regular season, the lowest total for the franchise since the NFL adopted a 16-game schedule. Protected by the line, NFL MVP Tom Brady broke the NFL record for touchdown passes in a season (50) and led the league in both passing yards (4,806, also a franchise record) and passer rating (117.2, also a franchise record).

New England's protection up front has been a significant contributor to the team's recent success. The offensive line has also allowed fewer than 30 sacks in each of the last four regular seasons as the Patriots have posted a record of 52-12.

In 2004, the line opened holes for running back Corey Dillon to set a single-season franchise record with 1,635 rushing yards and led the NFL with 109.0 yards per game played.

In 2003, Scarnecchia guided the offensive line to a solid season despite three of the five opening day starters ending the season on injured reserve. The offensive line was a force in Super Bowl XXXVIII, holding the heralded Carolina Panthers defensive line to no sacks and opening lanes for New England to rush for 127 yards and a touchdown. In the playoffs, the offensive line did not allow a sack in any of the team's three games despite 126 pass attempts.

In 2001, he worked with a unit that featured three new starters, including two young offensive tackles, but still produced a powerful rushing attack and a balanced passing attack. Running back Antowain Smith rushed for 1,157 yards, the most by a Patriot back in six years.

Prior to coaching the offensive line, Scarnecchia handled the Patriots special team units for two seasons (1997-98). In 1998, Adam Vinatieri scored a career-high 127 points, sixth in franchise history and the most by a Patriot since Tony Franklin's 140 points in 1986.

In 1997, Scarnecchia's special teams units produced the league's second-best punter (Tupa), fifth-best kick returner (David Meggett) and the AFC's special teams Pro Bowl

representative (Larry Whigham). Tupa set a franchise record and led the AFC with a 45.8-yard average (gross) per punt. It was the first time in franchise history that a Patriots punter led the conference in punting.

Scarnecchia originally joined the Patriots and made his NFL coaching debut in 1982 as a member of Ron Meyer's staff. He coached the tight ends and special teams for the Patriots for seven seasons (1982-88) before moving on to Indianapolis with Meyer in 1989. He rejoined the Patriots in 1991 after spending two seasons (1989-90) as the Colts offensive line coach. From 1991 to 1992, he coached the tight ends and special teams on Dick MacPherson's staff. On Nov. 4, 1992, MacPherson fell ill and appointed Scarnecchia to serve as the team's spokesman in his absence. Scarnecchia fulfilled the obligation for seven of the Patriots' final eight games and held the responsibilities of the head coach for both of the Patriots victories that season.

In 1993, he was the only Patriots assistant retained from the previous staff. He was appointed special assistant from 1993-94, which was re-defined as defensive assistant from 1995-96. During that time, he assisted defensive coordinator Al Groh with the development of the team's linebacking corps.

His coaching career began in 1970 as the offensive line coach at California Western University. He moved to Iowa State in 1973, where he served as the assistant offensive line and assistant defensive backfield coach. He spent the 1975 and 1976 campaigns at Southern Methodist University, before becoming the University of Pacific's offensive line coach and recruiting coordinator from 1977 through 1978. In 1979, Scarnecchia coached at Northern Arizona and then accepted an opportunity to return to Meyer's staff at SMU as the offensive line coach in 1980 and 1981. In 1982, Meyer was hired as the head coach of the New England Patriots and Scarnecchia was among a number of the SMU assistants who joined Meyer's staff in New England.

PLAYING

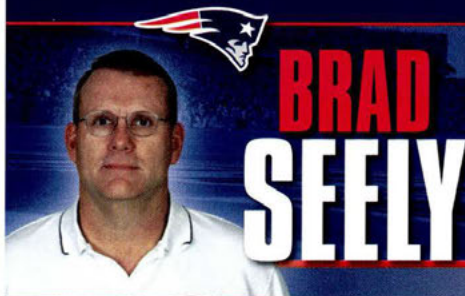
Scarnecchia played offensive guard and center at California Western University from 1968-70. He began his collegiate career at Taft Junior College in 1966 before transferring to California Western.

PERSONAL

Dante Scarnecchia was born Feb. 15, 1948, in Los Angeles, Calif. He holds a master's degree in physical education from U.S. International. Dante and his wife, Susan, have a daughter, Lisa, and a son, Steve.

SCARNECCHIA'S COACHING CAPSULE

Years	Team	Position
1970-72	California Western	Offensive Line
1973	Iowa State	Offensive Line Assistant
1974	Iowa State	Defensive Backs Assistant
1975-76	Southern Methodist	Offensive Line
1977-78	Pacific	Offensive Line/Recruiting Coordinator
1979	Northern Arizona	Offensive Line
1980-81	Southern Methodist	Offensive Line
1982-88	New England Patriots	TEs/Special Teams
1989-90	Indianapolis Colts	Offensive Line
1991-92	New England Patriots	TEs/Special Teams
1993-94	New England Patriots	Special Assistant
1995-96	New England Patriots	Defensive Asst./LBs
1997-98	New England Patriots	Special Teams
1999	New England Patriots	Offensive Line
2000-08	New England Patriots	Asst. Head Coach/OL



SPECIAL TEAMS

31st COACHING SEASON > 20th NFL SEASON > 10th PATRIOTS SEASON

SUPER BOWLS:

01 03 04

COACHING

Brad Seely is a 31-year coaching veteran who is enjoying his 20th season in the NFL and his 10th year with the Patriots. He joined the Patriots as the special teams coach on Jan. 27, 1999 and has celebrated three Super Bowl championships as a member of Bill Belichick's staff.

Since Seely arrived in New England, the Patriots special teams have consistently contributed to the team's accomplishments, reflecting Coach Belichick's emphasis on special teams as a major factor in building a championship club.

In 2007, the special teams contributed to the first 16-0 regular season in NFL history and featured two record-breaking performances. Second-year place kicker Stephen Gostkowski broke an NFL record for PATs in a season (74) and kick returner Ellis Hobbs set an all-time record for longest kick return with a 108-yard return in the season opener. Gostkowski also finished third in the league in total points (137).

In 2006, Seely tutored rookie kicker Gostkowski, who converted 20 of 26 field goals in the regular season, including 13 of his final 15, and was a perfect eight for eight in the playoffs. Gostkowski's success came while having three different holders over the course of the season, a result of injuries that also forced Seely to have three different Patriots punters make at least 10 punts in 2006. Under Seely's tutelage, another rookie found success in 2006, as running back Laurence Maroney finished second in the NFL with a 28.0-yard kickoff return average.

In 2005, New England averaged 44.6 yards per punt, a figure that ranked fourth in the NFL and tied the 1983 Patriots for the second best mark in franchise history. Punter Josh Miller's 45.1-yard average placed second in singleseason franchise history, while his four touchbacks were the fewest among the NFL's top 10 punters.

In 2004, New England sent two special teams players to the Pro Bowl. The coverage units were represented in the NFL All-Star Game by specialist Larry Izzo, who earned his second trip to Hawaii in three years. Additionally, New England's field goal unit was the best in the league, as Adam Vinatieri went to the Pro Bowl after setting career highs with 141 points and a franchise-best 93.9 percent accuracy rate (31-33).

In 2003, New England's special teams units led the AFC in three categories. New England produced the AFC's leading kickoff returner for the second consecutive season, as rookie Bethel Johnson averaged 28.2 yards per return. New England's punt coverage unit led the AFC and ranked second in the NFL by allowing just 6.3 yards per punt return. The Patriots also led the AFC in field goal defense, forcing opponents to miss 10 kicks.

In 2002, the Patriots special teams units were among the best in the league and sent two representatives to the Pro Bowl, Vinatieri and Izzo. As a team, the Patriots led the

league in both field goal percentage categories, converting 90 percent while holding their opponents to just 58.8 percent (20-of-34). Kevin Faulk led the AFC and ranked second in the league in kick returns with a 27.9-yard average.

Seely earned Special Teams Coach of the Year honors in 1996 as an assistant with the Carolina Panthers, but may have had his most complete season in 2001, based on the rankings and performances of each of his special teams units. The Patriots coverage units ranked first in punt returns (allowing just 4.8 yards per return), first in gross punt average (allowing just 39.5 yards per punt) and first in net punt average (limiting opponents to 31.6 net yards per punt). Troy Brown led the league with a 14.2-yard average per punt return (second in franchise history).

Prior to joining the Patriots, Seely spent four seasons with the Carolina Panthers, where he helped groom an expansion team into a team that competed for the NFC Championship. In 1996 and 1997, Panthers kickoff returner Michael Bates became the first player in 35 years to lead the league in kick return average in consecutive seasons. He also earned two consecutive trips to the Pro Bowl for his efforts.

In 1996, not only did Seely help produce the NFL's best kick return specialist, but he also had the league's best kicker, as John Kasay set an NFL single-season record with 37 field goals. In addition to the success of Bates and Kasay, Carolina also boasted one of the league's top coverage units, ranking first or second in nearly every statistical category.

Seely began his coaching career in 1978 at South Dakota State. The following year, he accepted a graduate assistant position at Colorado State, where he was later hired as the offensive line coach in 1980. In 1981, he was named the assistant offensive line coach (assisting Dante Scarnecchia) on Ron Meyer's staff at Southern Methodist. He helped coach a line that opened holes for SMU's "Pony Express" backfield of Eric Dickerson and Craig James. The next year, he coached at North Carolina State before coaching at Pacific in 1983. In 1984, he started a five-year stint as the offensive line coach at Oklahoma State, which helped produce the likes of Thurman Thomas and 1988 Heisman Trophy winner Barry Sanders.

He made the transition to the professional ranks in 1989 when he was named the special teams and tight ends coach of the Indianapolis Colts. During that five-year tenure, he assisted in the development of two Pro Bowl special teamers — punter Rohn Stark and return specialist Clarence Verdin.

PERSONAL

Brad Seely was born Sept. 6, 1956 in Vinton, Iowa. Brad and his wife, Patti, have three daughters, Sarah, Hannah and Brynn.

SEELY'S COACHING CAPSULE

Years	Team	Position
1978	South Dakota State	Assistant
1979	Colorado State	Graduate Assistant
1980	Colorado State	Offensive Line
1981	Southern Methodist	Offensive Line
1982	North Carolina State	Offensive Line
1983	Pacific	Offensive Line
1984-88	Oklahoma State	Offensive Line
1989-93	Indianapolis Colts	Special Teams/Tight Ends
1994	New York Jets	Special Teams
1995-98	Carolina Panthers	Special Teams
1999-2008	New England Patriots	Special Teams



MIKE WOICIK

STRENGTH & CONDITIONING

31st COACHING SEASON > 19th NFL SEASON > 9th PATRIOTS SEASON

SUPER BOWLS:

92 93 95 01 03 04

COACHING

Mike Woicik was named the Patriots strength and conditioning coach on Bill Belichick's staff on Feb. 16, 2000. The 31-year coaching veteran is now in his 19th season in the NFL and has initiated strength and conditioning programs that have contributed to the success of six Super Bowl Championship teams, three with the Patriots and three with the Dallas Cowboys.

Woicik's six Super Bowl rings are more than any player or head coach in NFL history has earned. Woicik is a two time winner of the Professional Football Strength and Conditioning Society's Coach of the Year Award, earning the honor in 1992 and 2004.

Woicik's year-round conditioning program has proven to be a significant factor in the Patriots' success, as the team has remained fresh and saved its best football for the end of the season. Since 2001, New England has compiled a 65-13 (.833) record in games played after November 1, a record that exemplifies the solid conditioning approach employed by Woicik. Additionally, New England has been able to sustain lengthy winning streaks during Woicik's tenure, compiling an NFL-record 21-game winning streak from 2003-04 and in 2007 becoming the first NFL team to begin a season 18-0.

Woicik entered the NFL coaching ranks with the Dallas Cowboys in 1990 and was voted the NFL's "Strength Coach of the Year" in 1992. During his seven seasons (1990-96) with

the Cowboys, the team totaled an 89-38 record, including 12 playoff victories and three Super Bowl championships.

Prior to joining the Patriots, he spent three seasons with the New Orleans Saints (1997-99) working under head coach Mike Ditka.

Woicik began his strength and conditioning training at Springfield College in 1978. He served as the track coach and weight room coordinator from 1978-80. In 1980, he was hired by Syracuse University, where he developed the strength and conditioning programs for the university for the next decade (1980-89).

Woicik is the author of the 1985 book "Total Conditioning for Football: The Syracuse Way."

PERSONAL

Mike Woicik was born in Baltimore, Md. and raised in Westwood, Mass. He graduated from Westwood (Mass.) High and starred on the track and football teams. He earned a bachelor's degree in history from Boston College and a master's degree in physical education from Springfield College. Woicik was an outstanding discus thrower at Boston College, setting a school record of 180 feet, 5 inches. He also earned All-East honors and qualified for the NCAA Championships while competing in the discus at Boston College. In addition to the discus, he also competed in the shot put and hammer throw.

WOICIK'S COACHING CAPSULE

Years	Team	Position
1978-80	Springfield	Asst Track Coach/ Weight Room Coordinator
1980-89	Syracuse	Strength & Conditioning
1990-96	Dallas Cowboys	Strength & Conditioning
1997-99	New Orleans Saints	Strength & Conditioning
2000-08	New England Patriots	Strength & Conditioning



JOSH BOYER



COACHING ASSISTANT

Josh Boyer is in his third year as a coaching assistant after joining the Patriots in 2006. Boyer began his coaching career in 2000 as an assistant coach at Kings College (Pa.). He served as a graduate assistant at the University of Dayton (2001) and Kent State (2002-2003) before becoming defensive backs coach at Bryant University in 2004. In

2005, he served as defensive coordinator for the South Dakota School of Mines and Technology. Boyer is a native of Heath, Ohio. He attended Muskingum College (Ohio), where he played wide receiver and defensive back. He graduated in 2000 with a degree in physical education and health.



BRIAN FLORES



COACHING ASSISTANT

Brian Flores is in his first season as a coaching assistant in 2008 after spending four seasons with the Patriots personnel department. He joined the organization in 2004 as a scouting assistant and was assigned pro scouting duties prior to the 2006 season. Flores joined the Patriots upon his graduation from Boston College, where he was a three-year letter winner and a two-year starter

at linebacker. The Brooklyn, N.Y. native was a part of four bowl-winning teams with the Eagles and was a member of the 2003 Big East All-Academic Team. Flores attended Poly Prep in Brooklyn, where he was a running back and linebacker. He holds a bachelor's degree in English and a master's degree in administrative studies from Boston College.

SUPER BOWLS:



SHANE WALDRON



COACHING ASSISTANT

Shane Waldron is returning to the Patriots in 2008 as a coaching assistant after three seasons as an offensive graduate assistant at Notre Dame, where he focused primarily on the offensive line. He previously spent three seasons (2002-04) in the Patriots football operations department as an intern, then as an operations assistant.

Waldron attended Tufts University, where he was a three-year letterman. He received a degree in economics from Tufts in 2002. A native of Portland, Ore., Waldron graduated from LaSalle High School in 1997. He attended Phillips Academy in Andover, Mass., in 1998 before attending Tufts.

SUPER BOWLS:



ALL-TIME COACHING RECORDS

Coach	Seasons	Years	Regular Season	Win	Postseason	Career	Career
			W-L-T	Pct.	W-L	W-L-T	Win Pct.
Lou Saban*	1.5	1960-61	7-12-0	.368	0-0	7-12-0	.368
Mike Holovak	7.5	1961-68	52-46-9	.528	1-1	53-47-9	.528
Clive Rush**	1.5	1969-70	5-16-0	.238	0-0	5-16-0	.238
John Mazur***	2.0	1970-72	9-21-0	.300	0-0	9-21-0	.300
Phil Bengtson	0.5	1972	1-4-0	.200	0-0	1-4-0	.200
Chuck Fairbanks	6.0	1973-78	46-39-0	.541	0-2	46-41-0	.529
Bullough-Erhardt#		1978	0-1-0	.000	0-0	0-1-0	.000
Ron Erhardt#	3.0	1979-81	21-27-0	.438	0-0	21-27-0	.438
Ron Meyer##	2.5	1982-84	18-15-0	.545	0-1	18-16-0	.529
Raymond Berry	5.5	1984-89	48-39-0	.552	3-2	51-41-0	.554
Rod Rust	1.0	1990	1-15-0	.063	0-0	1-15-0	.063
Dick MacPherson	2.0	1991-92	8-24-0	.250	0-0	8-24-0	.250
Bill Parcells	4.0	1993-96	32-32-0	.500	2-2	34-34-0	.500
Pete Carroll	3.0	1997-99	27-21-0	.563	1-2	28-23-0	.549
Bill Belichick	8.0	2000-07	91-37-0	.711	14-3	105-40-0	.724
All-Time Totals	48.0	1960-2007	366-349-9	.512	21-13	387-362-9	.516

*Released after five games in 1961

Released after seven games in 1970 *Released after nine games in 1972

#Ron Erhardt and Hank Bullough served as co-head coaches during Chuck Fairbanks' one-game suspension (12/18/78).

##Released after five games in 1984.

POSTSEASON GAMES

Coach	Games	Years	W-L-T	Pct.
Mike Holovak	2	1963	1-1-0	.500
Chuck Fairbanks	2	1976, 1978	0-2-0	.000
Ron Meyer	1	1982	0-1-0	.000
Raymond Berry	5	1985, 1986	3-2-0	.600
Bill Parcells	4	1994, 1996	2-2-0	.500
Pete Carroll	3	1997, 1998	1-2-0	.333
Bill Belichick	17	2001, 2003-07	14-3-0	.824
Postseason Totals	34	16 Years	21-13-0	.618

PRESEASON GAMES

Coach	Games	Years	W-L-T	Pct.
Lou Saban	9	1960-61	7-2-0	.778
Mike Holovak	32	1962-68	5-27-0	.156
Clive Rush	9	1969-70	2-7-0	.222
John Mazur	12	1971-72	3-9-0	.250
Chuck Fairbanks	34	1973-78	20-13-1	.603
Ron Erhardt	12	1979-81	7-5-0	.583
Ron Meyer	12	1982-84	3-9-0	.250
Raymond Berry	21	1985-89	10-11-0	.476
Rod Rust	4	1990	0-4-0	.000
Dick MacPherson	8	1991-92	2-6-0	.250
Bill Parcells	16	1993-96	8-8-0	.500
Pete Carroll	13	1997-99	7-6-0	.538
Bill Belichick	33	2000-07	20-13-0	.606
Preseason Totals	215	1960-2007	94-120-1	.440

OPENING DAY GAMES

Coach	Games	Years	W-L-T	Pct.
Lou Saban	2	1960-61	0-2-0	.000
Mike Holovak	7	1962-68	3-4-0	.429
Clive Rush	2	1969-70	1-1-0	.500
John Mazur	2	1971-72	1-1-0	.500
Chuck Fairbanks	6	1973-78	2-4-1	.357
Ron Erhardt	3	1979-81	1-2-0	.333
Ron Meyer	3	1982-84	2-1-0	.667
Raymond Berry	5	1985-89	5-0-0	1.000
Rod Rust	1	1990	0-1-0	.000
Dick MacPherson	2	1991-92	1-1-0	.500
Bill Parcells	4	1993-96	1-3-0	.250
Pete Carroll	3	1997-99	2-1-0	.667
Bill Belichick	8	2000-07	5-3-0	.625
Opening Day Totals	48	1960-2007	24-24-0	.500

ALL-TIME COACHING ROSTER

NAME	POSITION	TOTAL YEARS	YEARS OF SERVICE
Atkins, David	Offensive Backs	1	1993
Beatty, Bruce	Offensive Line	4	1969-72
Belichick, Bill	Asst. Head Coach/Secondary	1	1996
	Head Coach	9	2000-08
Bengtson, Phil	Head Coach (Interim)	1/16	1972
Berry, Raymond	Receivers	4	1978-81
	Head Coach	5.5	1984-89
Blackmon, Don	Staff Assistant	1	1988
	Linebackers	2	1989-90
Brittenham, Dean	Strength/Conditioning	3	1985-87
Brasher, Tommy	Linebackers	3	1982-84
Brune, Fred	Defensive Backfield	2	1962-63
Bryant, Cleve	Offensive Backfield	3	1982-84
Boudreau, Paul	Offensive Line	1	1997-98
Bullough, Hank	Defensive Line	7	1973-79
Campbell, Marion	Defensive Line	2	1962-63
Capers, Dom	Special Asst./Secondary	1	2008
Cappelletti, Gino	Special Teams	3	1979-81
Carroll, Pete	Head Coach	3	1997-99
Carthon, Maurice	Offensive Assistant	2	1994-95
	Running Backs	1	1996
Carr, Jim	Defensive Backfield	5	1985-89
Caruthers, LeBaron	Strength & Conditioning	3	1982-84
Casero, Nick	Wide Receivers	1	2007
Collier, Joe	Defensive Backfield	2	1960-61
	Defensive Coordinator	2	1991-92
Collier, Joel	Asst. Running Backs/WR	2	1991-92
	Asst. Secondary	1	2005
	Secondary	2	2006-07
Coury, Dick	Offensive Coordinator	2	1991-92
Crennel, Romeo	Defensive Line	4	1993-96
	Defensive Coordinator	1	2001
	Defensive Coordinator/DL	2	2002-03
	Defensive Coordinator	1	2004
Crosby, Steve	Special Teams/Tight Ends	1	1990
Daboll, Brian	Wide Receivers	5	2002-06
Davidson, Jeff	Tight Ends	1	1997
	Asst. Offensive Line	4	1998-01
	Asst. Offensive Line/TES	3	2002-04
	Asst. Strength & Conditioning	1	2007
Davis, Don	Outside Linebackers	2	1975-76
Dotsch, Rolie	Defensive Backfield	2	1969-70
Elias, Bill	Receivers	2.5	1982-84
Endicott, Steve	Offensive Coordinator/QBs	3	1982-84
Erber, Lew	Offensive Backfield	6	1973-78
Erhardt, Ron	Head Coach	3	1979-81
	Defensive Line	2	1971-72
Evans, Dick	Head Coach	6	1973-78
Fairbanks, Chuck	Wide Receivers	5	1991-92, 99-01
Fears, Ivan	Running Backs	7	2002-08
	Defensive Backfield	2	1971-72
Fletcher, Tom	Inside Linebackers	2	1991-92
Gerber, Norm	Defensive Backfield	1	1968
Gibson, Claude	Offensive Backfield	9	1981, 85-92
Grier, Bobby	Defensive Coordinator/LBs	4	1993-96
Groh, Al	Asst. Defensive Line	5	1985-89
Hamilton, Ray	Defensive Line	3	1997-99
	Offensive Line	4	1993-96
Hoaglin, Fred	Offensive Backfield	1.5	1960-61
Holovak, Mike	Head Coach	7.5	1961-68
Hufnagel, John	Quarterbacks	1	2003
Humenuik, Rod	Asst. Head Coach/O-Line	5	1985-88
	Offensive Line	3	1990-92
Jackson, Harold	Receivers	5	1985-89
Johnson, Pepper	Assistant Linebackers	1	2000
	Inside Linebackers	3	2001-03
	Defensive Line	5	2004-08
Jones, Stan	Defensive Line	2	1991-92
Kennan, Larry	Offensive Coordinator	1	1997
Khayat, Eddie	Defensive Line	5	1985-89
Kinard, Billy	Defensive Backfield	2	1979-80
Lantz, Rick	Linebackers	1	1981
Lindsey, Dale	Defensive Line	1	1990
Loud, Rommie	Linebackers	1	1966
Lynn, Ron	Defensive Backs	3	1997-99
MacPherson, Dick	Head Coach	2	1991-92
Mangini, Eric	Defensive Backs	5	2000-04
	Defensive Coordinator	1	2005
Mangurian, Pete	Tight Ends	4	2005-08
McDaniels, Josh	Quarterbacks	2	2004-05
	Offensive Coordinator/QBs	3	2006-08
McLaughlin, Leon	Offensive Line	1	1977
Mazur, John	Offensive Backfield	1.5	1969-70
	Head Coach	2.5	1970-72
Melvin, Randy	Defensive Line	2	2000-01
Meyer, John	Linebackers	4	1969-72
Meyer, Ron	Head Coach	2.5	1982-84

NAME	POSITION	TOTAL YEARS	YEARS OF SERVICE
Miller, Burnie	Special Teams	1	1972
Miller, Red	Offensive Line	6	1960-61, 73-76
Moore, Myrel	Outside Linebackers	2	1991-92
Mora, Jim	Defensive Coordinator	1	1982
Morris, Gus	Asst. Offensive Line	2	1988-89
Muir, Bill	Offensive Line	3	1982-84
Nash, Harold	Asst. Strength & Conditioning	4	2005-08
	Quarterbacks	2	1973-74
Nelsen, Bill	Linebackers	1	1990
O'Brien, Bill	Wide Receivers	1	2008
Palmer, Chris	Wide Receivers	4	1993-96
Parcells, Bill	Linebackers	1	1980
	Head Coach	4	1993-96
Parker, Johnny	Strength/Conditioning	7	1993-99
Parilli, Babe	Quarterbacks	1	1981
Patricia, Matt	Asst. Offensive Line	1	2005
	Linebackers	3	2006-08
Patterson, Andre	Defensive Assistant	1	1997
Paul, Markus	Asst. Strength & Conditioning	5	2000-04
Pees, Dean	Linebackers	2	2004-05
	Defensive Coordinator	3	2006-08
Pelini, Bo	Linebackers	3	1997-99
Perkins, Ray	Receivers	4	1974-77
	Offensive Coordinator	4	1993-96
Polonchek, John	QB's/Special Asst. to Coach	12	1975-80, 85-90
Pope, Mike	Running Backs	1	1994
	Tight Ends	2	1995-96
Raye, Jimmy	Offensive Coordinator/QBs	1	1990
Rehbein, Dick	Quarterbacks	2	2000-01
Reilly, Jack	Quarterbacks	2	1998-99
Richardson, Jesse	Defensive Line	5	1965-69
Ringo, Jim	Offensive Line	4	1978-81
Roach, Dick	Defensive Backs	1	1981
Rowan, Keith	Special Teams	1	1989
Rush, Clive	Head Coach	1.5	1969-70
Rust, Rod	Defensive Coordinator	5	1983-87
	Head Coach	1	1990
Rutigliano, Sam	Off. Backs/Receivers	3	1971-73
Ryan, Bob	Linebackers	1	2000
	Outside Linebackers	3	2001-03
Saban, Lou	Head Coach	1.5	1960-61
Scarnecchia, Dante	Special Teams/TES	7	1982-88
	Special Teams/TES	2	1991-92
	Special Assistant	2	1993-94
	Defensive Asst./LBs	2	1995-96
	Special Teams	2	1997-98
	Offensive Line	1	1999
	Asst. Head Coach/Off. Line	9	2000-08
Seely, Brad	Special Teams	10	1999-08
	Linebackers	5	1985-89
Shinnick, Don	Defensive Line	4	1978-81
Shurmur, Fritz	Linebackers	3	1982-84
Sidwell, Steve	Defensive Coordinator	3	1997-99
Simmons, Jerry	Strength/Conditioning	3	1988-90
Smith, Carl	Asst. Head Coach/QBs	1	1997
	Tight Ends	2	1998-99
Smith, Jerry	Defensive Line	2	1960-61
Spinney, Art	Offensive Line	7	1962-68
Steckel, Les	Quarterbacks/Receivers	4	1985-88
Stoltz, Jerry	Receivers	4	1969-72
Sumner, Charlie	Linebackers/Secondary	6	1973-78
	Defensive Coordinator/QBs	1	1990
Sweatman, Mike	Special Teams	4	1993-96
Taseff, Carl	Defensive Backs	1	1964
Trott, Bob	Defensive Backs	3	1993-95
Uyru, Dave	Asst. Special Teams/DL	2	1991-92
Valek, Jim	Special Teams	3	1973-75
Walker, DeWayne	Defensive Assistant/QBs	3	1998-00
Walker, Dick	Defensive Backs	1	1977
Walters, Steve	Defensive Backs	3	1982-84
	Wide Receivers	2	1997-98
Weaver, Larry	Defensive Backfield	4	1973-76
Weber, Chuck	Defensive Line/Backfield	4	1964-67
Weis, Charlie	Tight Ends	2	1993-94
	Running Backs	1	1995
	Wide Receivers	1	1996
	Offensive Coordinator/RBs	1	2000
	Offensive Coordinator/RBs/QBs	1	2001
	Offensive Coordinator/QBs	1	2002
	Offensive Coordinator	2	2003-04
West, Charlie	Defensive Backs	2	1991-92
Wilson, Kirby	Running Backs	3	1997-99
Woick, Mike	Strength and Conditioning	9	2000-08
Wood, Richard	Receivers	2	1989-90
Yewcic, Tom	Offensive Backs/Sp Teams	3	1976-78
Zampese, Ernie	Offensive Coordinator	2	1998-99

The coaches listed above are the all-time, full-time position coaches only.



NICK CASERIO

DIRECTOR OF PLAYER PERSONNEL

SUPER BOWLS:



Nick Caserio was named director of player personnel on February 21, 2008, after serving in a number of roles over the last seven years for the Patriots' personnel department and coaching staff. He enters his eighth season with the Patriots in 2008 and his sixth season in player personnel. In 2007, Caserio served as the Patriots' wide receivers coach following a three-year stint as the team's director of pro personnel (2004-06).

Caserio joined the Patriots in June of 2001 as a personnel assistant and celebrated the Patriots' first Super Bowl title that season. During that year, his role was expanded to include film breakdown and scouting report preparation for the offensive staff. He became an offensive coaching assistant on Bill Belichick's staff in February of 2002, and returned to player personnel in 2003 as an area scout prior to becoming director of pro personnel in 2004.

In 2007, Caserio served as the Patriots' wide receivers coach, tutoring a unit that combined for 292 receptions for 3,814 yards and 39 touchdowns – one season after the team's wide receivers totaled 156 catches for 1,798 yards and 15 touchdowns. The Patriots' 2007 wide receivers included All-Pro Randy Moss, who set an NFL record with 23 touchdown receptions, and Wes Welker, who tied for the

NFL lead with 112 receptions – the highest reception total in NFL history for a player in his first season with a new team.

Caserio entered the coaching ranks as a graduate assistant at Saginaw Valley State University in 1999 and spent two seasons with the program. Following a brief time with Central Michigan as a graduate assistant in the spring of 2001, he joined the Patriots scouting department.

Caserio was a standout player at John Carroll University, starting at quarterback in each of his four seasons where the teams compiled a 33-7-2 record. He was a two-time captain and three-time All-Conference performer. In 1997, he helped to lead the Blue Streaks to a 10-2 record and the school's second appearance in the NCAA Division III Tournament, where it advanced to the national quarterfinals.

Caserio is a native of Lyndhurst, Ohio. He was a teammate of Patriots offensive coordinator Josh McDaniels at John Carroll. He earned his degree in finance from John Carroll and later earned his Master of Business Administration from Saginaw Valley State. Caserio was a three-time Academic All-Conference selection at John Carroll.



NANCY MEIER


DIRECTOR OF SCOUTING ADMINISTRATION

SUPER BOWLS:



Nancy Meier is entering her 34th season with the Patriots and is the longest tenured full-time employee on staff. Meier joined the scouting department on Oct. 20, 1975 and has worked with nine different Patriots coaching staffs. She has been a part of each of the franchise's six Super Bowl appearances and has been with the organization for 14 of the team's 15 playoff seasons. In her current role, Meier's responsibilities include coordinating logistics for all

of the Patriots scouts, free agent signings, draft choices and tryouts. She also serves as the team's liaison to the league for all personnel communication, including the daily reporting of all transactions on the waiver wire. Nancy and her husband, Ken, have two children, Courtney and Daniel. The Meier family resides in Holbrook, Mass.



JONATHAN ROBINSON


ASSISTANT DIRECTOR - COLLEGE SCOUTING

SUPER BOWLS:



Jonathan Robinson is in his seventh season with the Patriots and is in his first season as assistant director of college scouting. Robinson was named to the position in 2008 after serving two seasons as a regional scout and four seasons as an area scout for the Patriots. He joined the organization in 2002 after four seasons of coaching at the collegiate level, including his last three seasons at Nicholls (La.) State. In 2001, he instructed the team's linebackers and held regional recruiting responsibilities for the Colonels. The Union City, Tenn. native attended high school at Union City and

lettered as an offensive and defensive lineman. He originally signed with the U.S. Air Force Academy, where he attended and played for one semester. Robinson then transferred to Southeast Missouri State, where he played three seasons as a defensive lineman and earned his bachelor's degree in mathematics education. Following his playing career, he earned his first coaching assignment with his alma mater in 1998, prior to joining the Nicholls State staff in 1999. Jon and his wife, Jaimie, were married in 2002 and have one daughter, Taylor Brooke.



JAY MURACO


COLLEGE SCOUTING COORDINATOR

SUPER BOWLS:



Jay Muraco is enjoying his 13th season in the NFL, including his ninth season with the New England Patriots. He joined the Patriots personnel department in 2000 as the college scouting coordinator after four seasons in the scouting department of the Philadelphia Eagles. While attending Kent State, he interned with the San Diego Chargers personnel

department during their 1992 training camp and then volunteered to work for the Cleveland Browns personnel department from 1992-95. He graduated from Kent State in 2000 with a degree in history.



BOB QUINN

NATIONAL SCOUT

SUPER BOWLS:



Bob Quinn enters his ninth season in the Patriots personnel department and is in his first season as the team's national scout. Quinn's responsibilities include both college and pro scouting. Quinn was named the Patriots' national scout in 2008 after spending four seasons as a regional scout (2004-07) and two seasons as a pro scout (2002-03). Quinn joined the team in 2000 as a player personnel assistant. Prior to joining the Patriots, Quinn spent

two seasons as a graduate assistant within the Division of Athletics at the University of Connecticut (1998-99). Quinn earned his master's degree in sports management from the University of Connecticut in 2000. He completed his undergraduate studies at UConn in 1998. Quinn is a native of Norwood, Mass. and attended Norwood High School. Bob and his wife, Julie, have a son, Kyle, and a daughter, Grace.



MARVIN ALLEN

AREA SCOUT

SUPER BOWLS:



Marvin Allen is enjoying his 16th season with the New England Patriots, including his 12th season in the player personnel department. As an area scout, he is responsible for the collection of data on all of the prospects in his assigned region. He returned to the Patriots organization on June 19, 1997 when he was hired as a regional college scout. Allen was originally drafted by the Patriots in the 11th

round (294th overall) of the 1988 NFL Draft after averaging 5.1 yards per carry (73 rushes) as a senior running back at Tulane. In four seasons with the Patriots (1988-91), he rushed for 378 yards and two touchdowns on 94 carries (4.0 avg.). He also returned 43 kickoffs for 844 yards (19.6 avg.). Allen was born Nov. 23, 1965 in Wichita Falls, Texas.



DUJUAN DANIELS

AREA SCOUT

DuJuan Daniels is in his third season with the Patriots personnel department. He joined the organization in 2006 as a scouting assistant and is in his first season as an area scout in 2008. Prior to joining the Patriots, Daniels served as the offensive coordinator at Cathedral High School in Indianapolis, Ind. (2004-05) and was the wide receivers coach at Graceland University in Lamoni, Iowa (2003). Daniels was a four-year letterman at Boston College, where he was a wide receiver

and kick returner. The Indianapolis native went to four bowl games with the Eagles and was a two-time selection to the Big East All-Academic Team. He attended Bishop Chatard High School in Indianapolis, where he was a member of the Division 3A state championship football team in 1997 while earning Indiana's Mr. Football award. Daniels earned a bachelor's degree in communications and a master's degree in higher education administration from Boston College.



TIM HEFFELFINGER

AREA SCOUT

Tim Heffelfinger is enjoying his 11th season as an NFL scout and his fourth season as an area scout for the Patriots. He joined New England's personnel department prior to the 2005 season after a seven-year stint as an area scout for the New Orleans Saints (1998-2004). Heffelfinger entered the NFL scouting ranks in 1998 after spending two-and-a-half years as a graduate assistant coach at UCLA (1996-98), where he worked with the offensive line and the tight ends. He also

earned a master's degree from the UCLA Graduate School of Education. He was a defensive tackle at Northwestern University before his playing career was cut short by a career-ending back injury. He graduated from Northwestern in 1990 with a bachelor's degree in organizational studies and worked in the business sector as a sales representative for The Quaker Oats Company and Converse before returning to football. Tim and his wife, Amy, have two children, Cassidy and Ryan.



FRANTZY JOURDAIN

AREA SCOUT

SUPER BOWLS:

03 04

Frantzy Jourdain enters his sixth season with the Patriots personnel department and his fourth year as an area scout. He is responsible for the collection of data on all of the prospects in his assigned region. He was originally hired by the team in 2003 as a player personnel assistant. Jourdain joined the Patriots after spending the 2002 season as the secondary coach and co-special teams coordinator at Duquesne University, a season during which the Dukes led

Division I-AA in interceptions, scoring defense and fewest total yards allowed per game. He attended the University of Rhode Island (1993-97), where he was a three-year starter for the Rams at running back and strong safety. He also attended North Carolina Central University, where he coached running backs and worked on a master's degree in criminology from 1998-2000.



JIM NAGY


AREA SCOUT

SUPER BOWLS:

03 04

Jim Nagy is in his seventh season with the Patriots after joining the organization in 2002 as a college scout. He joined the Patriots scouting department after a season as the West Coast regional scout for the Washington Redskins. Prior to his time in Washington, Nagy spent three years (1998-2001) as the director of NFL scouting for War Room Scouting, Inc. He also worked with SFX Sports Group as a recruiting coordinator and draft consultant from 1997-2000. He launched his NFL career as an intern with the Green Bay Packers during their 1996 Super Bowl Championship

season. In addition to personnel evaluations, he served as an on-set consultant for "NFL Today" from 1998-2000 and wrote a weekly NFL column for The Sporting News from 2000-01. Nagy was born June 4, 1974 in Frankfort, Mich. and attended Traverse City (Mich.) High, where he was a four-sport letterman in football, basketball, baseball and track. He majored in sports management and communications at the University of Michigan. Jim and his wife, Lindsay, have a son, Hayden.



KYLE O'BRIEN

AREA SCOUT

SUPER BOWLS:

01 03 04

Kyle O'Brien is in his ninth season with the Patriots personnel department. He is in his fourth season as an area scout, resuming those duties in 2006 after previously holding the position in 2003. He is responsible for collecting information on all of the prospects in his assigned region.

O'Brien joined the Patriots full-time in 2002 as a scouting assistant, and was a pro scout from 2004-05. He originally joined the Patriots as a player personnel intern in 2000 and continued those duties during the

Patriots' first Super Bowl season of 2001. Prior to coming to New England, O'Brien was a player personnel intern for the New York Jets in 1999 after serving as a ball boy for the team in 1998. The Garden City, N.Y. native attended

Harvard University, where he lettered in lacrosse. He is also a graduate of Phillips Academy in Andover, Mass., where he lettered in football and lacrosse.



MONTI OSSENFORT


AREA SCOUT

SUPER BOWLS:



Monti Ossenfort is in his seventh season in the NFL and his fourth year with the Patriots. He returned to the Patriots in 2006 as an area scout after previously serving as a personnel assistant for the team in 2003. In his current position, he is responsible for the collection of data on all of the prospects in his assigned region. Ossenfort gained his first personnel experience in 2002 as an intern in the Houston Texans' pro personnel department. After a season with the Patriots in 2003, he returned to Houston as the Texans' pro and college scouting assistant. In 2005, he

served as a college scout for the Texans. His first NFL experience came as a training camp intern for the Minnesota Vikings in 2001. Ossenfort was a four-year letterman and a two-year starter at quarterback for the University of Minnesota- Morris. He graduated from Minnesota-Morris in 2000 with a degree in economics and management. Ossenfort later earned a master's degree in business administration and a master's degree in sports management from Ohio University. He is a native of Luverne, Minnesota.



ADAM PETERS

AREA SCOUT

SUPER BOWLS:




Adam Peters is in his sixth season with the Patriots personnel department. He joined the organization in 2003 as a scouting assistant and was assigned pro scouting duties prior to the 2005 season. In 2006, he became an area scout, with the responsibility of collecting information on all of the prospects from his assigned region. Before joining the Patriots, he served as a football operations graduate assistant at UCLA, where he also played defensive end

from 1999-2001. He transferred to UCLA after spending two seasons as a tight end (1997-98) at West Valley Junior College in Saratoga, Calif., where he earned all-conference honors. The Cupertino, Calif. native attended Monta Vista High School, where he was selected to all-league teams in baseball and football.

ALL-TIME SUPER BOWL BERTHS

- 8 Dallas Cowboys
- 6 New England Patriots, Pittsburgh Steelers, Denver Broncos
- 5 San Francisco 49ers, Oakland/LA Raiders, Washington Redskins, Miami Dolphins
- 4 Green Bay Packers, Minnesota Vikings, Buffalo Bills



LARRY COOK

SCOUTING CONSULTANT

SUPER BOWLS:

01 03 04

Larry Cook is enjoying his 46th year in football, including his 24th as a member of the Patriots personnel department. He is in his third season as a scouting consultant after a six-year stint as the director of college scouting followed by three seasons as a regional scout. In two decades with the Patriots, he has been an important contributor to the team's scouting department and has celebrated each of the Patriots' six Super Bowl appearances. Cook originally joined the Patriots scouting department on Feb. 1, 1985, as a personnel scout on Dick Steinberg's staff. He began a 16-year coaching career in 1963

at Fountain Valley High School in California. In 1975, he joined the collegiate ranks when he accepted an assistant coaching position at Cal State Fullerton. After three years at Fullerton, he accepted his first professional assignment as an assistant with the Los Angeles Rams scouting department. He spent six seasons (1979-84) with the Rams before joining the Patriots scouting department. Cook was born Feb. 12, 1939 in Fairbury, Ill. He and his wife, Nadine, have a daughter, Jacquelyn, and two sons, Michael and Steven.



BRIAN SMITH


PRO SCOUT

SUPER BOWLS:

01 03 04

Brian Smith is in his second season as a pro scout for the Patriots and has served in a number of roles for the team since 2000. In 2006, he served as a special assignment scout for the Patriots. From 2004-05, Smith served as the Patriots' director of operations, handling the logistical coordination of the team's football operations, including team travel and training camp operations, as well as various day-to-day logistical needs of players and staff. He originally joined

the Patriots in 2000, and assisted the coaching staff for four seasons from 2000 through 2003. The Marathon, Fla., native is a Providence College graduate and also attended Davidson (N.C.) College, where he played football. He is a graduate of Phillips Academy in Andover, Mass., where he lettered in football. Brian and his fiancée Carrie will be married in June 2009.



KEVIN BICKERS

SPECIAL ASSIGNMENT SCOUT

Kevin Bickers is in his first year as a special assignment scout for the Patriots. He was named to the position in 2008 after serving as a coaching assistant for the team for two seasons from 2006-07. Bickers began his coaching career in 2000 as an assistant at Odessa-Permian High School in Odessa, Texas. He served as an offensive graduate assistant

at Baylor University in 2002 and joined East Tennessee State University as a tight ends coach in 2003. Prior to joining the Patriots, he served as a graduate assistant at Florida State University during the 2004 and 2005 seasons. He is a native of Sugarland, Texas where he attended John Foster Dulles High School. He graduated from Texas A&M University in 2000.



BERJ NAJARIAN

DIRECTOR OF FOOTBALL/HEAD COACH ADMINISTRATION

SUPER BOWLS:



Berj Najarian is in his 15th season in the NFL and his ninth season with the Patriots. He was named Director of Football/Head Coach Administration in 2005 after five years as the Patriots' Executive Administrator to the Head Coach. He joined the Patriots on Feb. 4, 2000. In his current position, he is the key point person for day-to-day operations of the team and acts as a liaison across football and non-football departments. Berj manages several elements of Head Coach Bill Belichick's off-field agenda, including various football and stadium operations, player and staff communication,

scheduling and personal requests. Entering the NFL in 1995, he joined the Patriots after five seasons in the public relations department of the New York Jets. A 1991 Boston University graduate, Najarian returned to New York after college to intern with the New York Knicks. Following his internship, he worked at The Rowland Company, a public relations firm in New York City. He is a native of Manhasset, N.Y. He and his wife, Regina, were married in 2000.



ERNIE ADAMS

FOOTBALL RESEARCH DIRECTOR

SUPER BOWLS:



Ernie Adams returned to the Patriots staff when he was appointed football research director by Bill Belichick on April 25, 2000. His responsibilities include researching special assignments for both the coaching staff and the personnel department. After coaching for four seasons at Northwestern (1972-75), Adams entered the NFL coaching ranks with the New England Patriots as the administrative assistant and assistant offensive coach on Chuck Fairbanks' staff in 1975. In addition to his on-field responsibilities, his duties included all aspects of football operations, including

computer analysis, statistical evaluations and film coordination. After four seasons with the Patriots, he accepted a position with the New York Giants in 1979. In 1982, he was promoted to director of pro personnel, a position he held for four seasons. In 1991, he joined Belichick's staff in Cleveland as an offensive assistant, a position he held for five seasons. Adams is an alumnus of Northwestern University and attended Phillips Academy in Andover, Mass.



MATT CARACCILO

DIRECTOR OF OPERATIONS



Matt Caracciolo is in his third season as director of operations for the Patriots. In his current role, he handles the logistical coordination of the team's football operations,

including team travel and training camp operations, as well as various day-to-day logistical needs of players and staff. Caracciolo joined the Patriots in 2005 as a football operations

assistant after spending the 2003 and 2004 seasons with the Miami Dolphins as a scouting intern. He had previously served as an operations graduate assistant at Syracuse from 2001-03 while earning a master's degree.

The Oceanside, N.Y. native is a 2001 graduate of Ithaca

College, where he played football for two seasons. Caracciolo attended Oceanside (N.Y.) High School, where he lettered in football, lacrosse and track and was named a National Football Foundation Scholar Athlete.

KEVIN ANDERSON



FOOTBALL OPERATIONS ASSISTANT

Kevin Anderson is entering his third season in the Patriots football operations department. He also assists with the team's player development program.

Anderson joined the team as a football operations intern prior to the 2006 season. Before joining the Patriots, Anderson earned a degree in sports marketing and management from Indiana University, where he also worked

as a football operations assistant for the Hoosiers. While at Indiana, he completed internships with the Indianapolis Colts and the Houston Texans.

The Indianapolis native attended North Central High School, where he competed on the varsity ice hockey and lacrosse teams.

JIM WHALEN

HEAD ATHLETIC TRAINER

SUPER BOWLS:



Jim Whalen returned to the New England Patriots in 2002 as the team's head athletic trainer. He supervises the evaluation and care of injuries and the treatment and rehabilitation of all players. He began his professional career as an assistant athletic trainer for the Patriots in 1992 and 1993. In 1994, he accepted a position as the assistant athletic trainer at the University of Miami, a position he held for three years. In 1997, he was named the director

of sports medicine at Kansas State University. In 2000 and 2001, he served as the director of rehabilitation for the Tampa Bay Buccaneers. Whalen graduated from Bridgewater State College in 1993 with a degree in physical education and earned his master's degree in sports medicine from Miami in 1996. Jim and his wife, Rene, have three children, Courtney, Ryan and Jaclyn.



JOE VAN ALLEN

ASST. ATHLETIC TRAINER & DIRECTOR OF REHABILITATION

Joe Van Allen joined the New England Patriots athletic training staff in the spring of 2001. He is responsible for the physical therapy and rehabilitation of injured players while working closely with head athletic trainer Jim Whalen and strength and conditioning coach Mike Woicik on all aspects of the club's training program. Prior to the Patriots, he served as the sports physical therapist at Virginia Polytechnic Institute and State University in Blacksburg, Va. He also held the title of director of physical therapy at University Physical

Therapy, an outpatient therapy practice in Blacksburg. He received his bachelor's degree at Millikin University before earning a master's of science in physical therapy at the University of Miami. He is a Certified Strength and Conditioning Specialist by the NSCA. Joe and his wife, Jody, were married in 2000. Joe and his wife, Jody, have a daughter, Emma.

SUPER BOWLS:

01 03 04



DAVE GRANITO

ASSISTANT ATHLETIC TRAINER

Dave Granito is in his seventh season with the Patriots as an assistant athletic trainer. He joined the Patriots in 2002 and has also worked with the training staffs of the New York Giants and West Virginia University. Granito holds a bachelor's degree from Kean University in Union, N.J., and completed his master's degree at West Virginia. He gained

his first professional experience as an intern for the Giants in 1998, and went on to work as a graduate assistant athletic trainer at West Virginia. The Emerson, N.J. native completed another season as an intern with the Giants in 2001 before joining the Patriots.

SUPER BOWLS:

03 04



DON BROCHER


EQUIPMENT MANAGER

Don Brocher is in his 37th season with the Patriots and was named the team's head equipment manager in February of 1994. He originally began working for the Patriots on a part-time basis in July 1972 as a ball boy on George Luongo's staff. He was hired as assistant equipment manager in September 1972. Brocher is the longest tenured employee currently on staff for the Patriots and has enjoyed

each of the franchise's six Super Bowl appearances. During his tenure, he has handled the equipment needs for 11 of the Patriots' 14 head coaches. He was born Nov. 23, 1952 in Boston and lives in Massachusetts with his wife, Laurie.

SUPER BOWLS:

01 03 04



JOHN HILLEBRAND


ASSISTANT EQUIPMENT MANAGER

SUPER BOWLS:



John Hillebrand is enjoying his 15th season as Patriots' assistant equipment manager. He was named to his current position on May 23, 1994. Prior to joining the Patriots, he served three years (1991-94) as the assistant athletic equipment manager at Boston College. There, his responsibilities included handling the equipment needs for men's hockey, men's and women's soccer, field hockey, women's basketball, baseball, softball and men's and

women's lacrosse, in addition to assisting in the needs of all of Boston College's 36 varsity sports. He graduated from Edinboro University in Pennsylvania in 1989 and accepted his first job in the Edinboro athletic department as the head equipment manager in 1990. He was born July 31, 1967. John and his wife, Kathy, reside in Mansfield, Mass.



JOHN JASTREMSKI


EQUIPMENT ASSISTANT

SUPER BOWLS:



John Jastremski is in his eighth season as a full-time equipment assistant and is in his 15th season associated with the Patriots. He began working for the team part-time as a ball boy in 1994 and was hired onto Don Brocher's staff in August 2001. Jastremski is a graduate of Bryant

College in Smithfield, R.I., where he earned a degree in computer information systems in 2001. The Hopedale, Mass. native was born on April 4, 1979, and graduated from Hopedale Jr./Sr. High School in 1997.



JIMMY DEE

VIDEO DIRECTOR

SUPER BOWLS:



Jimmy Dee is in his 15th season with the Patriots and the 12th as the team's video director. He was appointed to his current position on April 28, 1997. He oversees all video operations for the Patriots, which includes filming, dubbing and editing all game and practice footage. Dee has overseen the transition from non-linear video to digital video and is responsible for keeping the team up-to-date in the ever-changing world of digital coaching video. His

department is responsible for maintaining the digital network of coaching video used by coaches, players and scouts. He originally joined the Patriots on March 31, 1994 as the assistant video director. Jimmy and his wife, Karen, have two sons, James and Jonathan. The family resides in New Bedford, Mass.



FERNANDO NETO

ASSISTANT VIDEO DIRECTOR

SUPER BOWLS:

Fernando Neto is in his 12th year as the Patriots' assistant video director under Jimmy Dee. His primary responsibilities include compiling and editing all game and practice tapes for coaches' analysis, cataloging NFL game tapes and

producing "cut-ups." In addition, he helps maintain the team's state-of-the-art digital video system used by the coaching staff, scouts and players.



MATT ESTRELLA

VIDEO ASSISTANT

SUPER BOWLS:

Matt Estrella is in his fifth season with the Patriots and is in his third year as a full-time video assistant. In his current position, he assists Jimmy Dee and Fernando Neto in editing game and practice tapes for use by the coaches, scouts and players. He joined the Patriots as a video intern in June 2004, and was hired full-time in July 2005. Estrella is a

native of New Bedford, Mass. and attended Fitchburg (Mass.) State College, where he earned a degree in communications and media with a concentration in video production. Matt and his wife, Karen, reside in Fall River, Mass.




WINNING WAYS


The Patriots won 18 games in 2007, tying the NFL's all-time record for most overall victories in a season. New England joined the 1984 San Francisco 49ers and the 1985 Chicago Bears as the NFL's only 18-game winners. The Patriots became the first franchise in NFL history to have at least three seasons of 17 or more overall wins, with the 2007 squad joining the 2003 and 2004 Patriots, who both won 17 total games.

HIGHEST SINGLE-SEASON VICTORY TOTALS IN NFL HISTORY

Team	Season	Total Wins	Reg. Season	Playoffs	Overall
New England Patriots	2007	18	16-0	2-1	18-1
Chicago Bears	1985	18	15-1	3-0	18-1
San Francisco 49ers	1984	18	15-1	3-0	18-1
Miami Dolphins	1972	17	14-0	3-0	17-0
New England Patriots	2004	17	14-2	3-0	17-2
New England Patriots	2003	17	14-2	3-0	17-2
Denver Broncos	1998	17	14-2	3-0	17-2
Washington Redskins	1991	17	14-2	3-0	17-2
San Francisco 49ers	1989	17	14-2	3-0	17-2
New York Giants	1986	17	14-2	3-0	17-2
Pittsburgh Steelers	1978	17	14-2	3-0	17-2



2008 Players



SAM AIKEN

88

WIDE RECEIVER

6-2 ✦ 215 lbs ✦ Born 12/14/80 ✦ Exp. (NFL/Patriots): 6/1
GP/GS (Playoffs): 64/2 ✦ Acq: UFA (BUF)-08 ✦ North Carolina ✦ Kenansville, N.C.

CAREER TRANSACTIONS

Sam Aiken was signed by the Patriots as an unrestricted free agent on March 3, 2008 ... Originally selected by the Buffalo Bills in the third round (127th overall) of the 2003 NFL Draft ... Placed on injured reserve (11/26/03).

CAREER HIGHLIGHTS

- ✦ Aiken enters the 2008 season having played in 64 career games with two starts over five NFL seasons, all with the Buffalo Bills (2003-07).
- ✦ Aiken enters 2008 having recorded 19 career receptions for 250 yards and has totaled 61 career special teams tackles.
- ✦ In 2004, Aiken played in every game while totaling a career-high 11 receptions for 148 yards and adding 14 special teams tackles.
- ✦ Aiken's 24 special teams tackles in 2005 ranked second on the Bills and stand as a single-season career high.

SEASONAL REVIEWS

- ✦ **2007 (12/0 - Buffalo):** Saw the majority of his action on special teams - helped the punt coverage unit, which led the NFL allowing 5.3 yards per return ... Played in 12 games, recorded six tackles on special teams ... Caught one pass for 10 yards in the season finale at Philadelphia (12/30).
- ✦ **2006 (15/0 - Buffalo):** Saw majority of his action on special teams - helped the punt coverage unit tie for the NFL-lead in net punt average yielding just a 39.2 avg ... Tallied 13 special teams tackles
- ✦ **2005 (16/2 - Buffalo):** One of the most potent coverage men in the league, finished second on the team with 24 tackles (21 solo) ... Helped the Bills special teams unit rank first in NFL in special teams rankings compiled by *Dallas Morning News* ... Started two games at wide receiver and finished with four receptions for 57 yards ... Made first NFL start at wide receiver against Miami (10/9) ... Made a key block on Jonathan Smith's 8-yard touchdown reception on the opening drive vs. NYJ (10/16) ... Recorded a forced fumble on special teams vs. Carolina (11/27)

✦ **2004 (16/0 - Buffalo):** Finished the season with career-highs - 11 receptions, 148 yards ... Added 14 tackles on special teams unit ... Helped Special Teams Unit rank first in NFL in special teams rankings compiled by *Dallas Morning News* ... Made a team-high three unassisted special teams tackles at Cincinnati (12/19) ... Tied the team-high with four catches vs. Pittsburgh (12/05) for a total of 52 yards ... his four receptions were a single-game high.

✦ **2003 (5/0 - Buffalo):** Was on the 53-man roster for the first 11 weeks of the season and appeared in five games ... Caught his first pass as a pro with an 18-yard reception at N.Y. Jets (10/12)

COLLEGE

Became a major receiving threat as a junior at North Carolina and finished his career with 146 receptions for 2,205 yards and 15 touchdowns ... In 2002 was an All-Atlantic Coast Conference second-team choice as well as a winner of the E. Carrington Smith Award (team MVP-offense) and Art Weiner Award (most outstanding receiver) ... That year he set school single-season records as he caught 68 passes for 990 yards (14.6 avg) and four touchdowns.

PERSONAL

Samuel Aiken was born on Dec. 14, 1980 in Clinton, N.C. ... Was a two-time All-Conference recipient in track, football and basketball at James Kenan High in Warsaw, N.C. ... Was Most Valuable Offensive Player of the Shrine Bowl after catching six passes for 136 yards and a touchdown ... Placed second in the state in the high jump ... Majored in Exercise and Sports Science.

EXTRA POINTS


- ✦ As a senior at the University of North Carolina in 2002, Sam set school records with 68 receptions and 990 receiving yards.

SAM AIKEN

Pos: WR Ht: 6-2 Wt: 215 Year: 6th Acq: UFA (BUF)-08 College: North Carolina Born: 12/14/80

REGULAR SEASON			RECEIVING					RUSHING					KICK RETURNS					PUNT RETURNS					
Year	Team	G/S	No	Yds	Avg	Lg	TD	No	Yds	Avg	Lg	TD	No	Yds	Avg	Lg	TD	No	FC	Yds	Avg	Lg	TD
2003	Bills	5/0	3	35	11.7	19	0	0	0	0.0	0	0	0	0	0	0	0	0	0	0	0	0	0
2004	Bills	16/0	11	148	13.5	54	0	0	0	0.0	0	0	0	0	0	0	0	0	0	0	0	0	0
2005	Bills	16/2	4	57	14.3	22	0	0	0	0.0	0	0	0	0	0	0	0	0	0	0	0	0	0
2006	Bills	15/0	0	0	0.0	0	0	0	0	0.0	0	0	0	0	0	0	0	0	0	0	0	0	0
2007	Bills	12/0	1	10	10.0	10	0	0	0	0.0	0	0	0	0	0	0	0	0	0	0	0	0	0
Totals-5 years		64/2	19	250	13.2	54	0	0	0	0.0	0	0	0	0	0	0	0	0	0	0	0	0	0

Additional Statistics: Special Teams Tackles - 61 (4 in 2003; 14 in 2004; 24 in 2005; 13 in 2006; 6 in 2007)



ERIC ALEXANDER

52

LINEBACKER

SUPER BOWLS:

04

6-2 ✦ 240 lbs ✦ Born 2/8/82 ✦ Exp. (NFL/Patriots): 4/4
GP/GS (Playoffs): 30/0 (6/1) ✦ Acq: FA-04 ✦ Louisiana State ✦ Port Arthur, Texas

CAREER TRANSACTIONS

Eric Alexander was signed by the Patriots as a rookie free agent on April 29, 2004 ... Waived by the Patriots (9/5/04) ... Signed to the Patriots practice squad (9/6/04) ... Signed to the Patriots active roster (12/20/04) ... Placed on injured reserve (1/13/04) ... Released by the Patriots (9/3/05) ... Signed to the Patriots practice squad (9/4/05) ... Signed to the Patriots active roster from the practice squad (10/8/05) ... Released by the Patriots (10/11/05) ... Re-signed to the Patriots practice squad (10/12/05).

SEASONAL REVIEWS

✦ **2007 (12/0, 3/0):** Played in 12 games in his third NFL season and listed as a day-of-game inactive four times ... Set a career high in special teams tackles with 14, a tally that was fourth best on the team ... Led the team with eight special teams tackles in the playoffs ... Led or tied for the team lead in special teams tackles two times during the regular season ... Set a single-game career high with a team-high four special teams tackles in the Patriots' victory over the Philadelphia Eagles (11/25) ... Tied for the team lead with two special teams tackles one week later in a win at the Baltimore Ravens (12/3) ... Led the team with two special teams tackles in the Patriots' AFC Divisional playoff victory over Jacksonville (1/12) ... Contributed a team-high three special teams tackles in the Patriots' victory over the San Diego Chargers in the AFC Championship Game (1/20) ... Tallied a team-high three special teams tackles against the New York Giants in Super Bowl XLIII (2/3).

✦ **2006 (14/0, 3/1):** In his first full season on the active roster, saw action in 14 games and started one playoff game at inside linebacker ... Registered 10 special teams tackles, tying him for fifth on the team ... Led the team or tied for the team lead in special teams tackles four times (vs. BUF, vs. DEN, at BUF, at MIN) ... Teamed with Don Davis to stonewall Terrence McGee at the Buffalo 17-yard line during a fourth quarter kickoff return against Buffalo (9/10) ... Saw significant action at inside linebacker in the nickel package and posted three tackles (2 solo) against Tennessee (12/31) ... Teamed with Heath Evans to stonewall Justin Miller at his own 13-yard line on a third-quarter kickoff return in the Patriots' AFC Wild Card victory over the N.Y. Jets (1/7) ...

EXTRA POINTS

- ✦ In 2007, Eric attended Chelsea Day in Chelsea, Mass., in support of the Jordan Boys & Girls Club of Chelsea.
- ✦ Eric earned his first career start in the 2006 AFC Championship Game and led the Patriots with 10 solo tackles in the contest.

Tied for the team lead with three special teams tackles on coverage units in the Patriots' AFC Divisional playoff victory over the Chargers (1/14) ... Made his first NFL start at middle linebacker and led the team with 10 solo tackles in the AFC Championship Game against Indianapolis (1/21) ... Registered a sack, a pass defended and a forced fumble ... Sacked Peyton Manning for a 1-yard loss in the second quarter ... Knocked down a pass over the middle intended for Bryan Fletcher late in the fourth quarter.

✦ **2005 (1/0, 0/0):** Was on the active roster for one game and spent the remainder of the regular season and playoffs as a member of the Patriots practice squad ... Was signed to the practice squad (9/4) and later signed to the active roster (10/8) ... Released (10/11) and re-signed to the practice squad (10/12), where he spent the rest of the season.

✦ **2004 (3/0, 0/0):** Played in the final three regular season games after being signed from the practice squad (12/20) ... Member of the practice squad for the first 14 weeks of the season ... Placed on injured reserve (1/13/05) and missed all three playoff games ... Made his NFL debut against the Miami Dolphins (12/20) and recorded two special teams tackles.

COLLEGE

Excelled on special teams for LSU in his first three years before taking over at strong-side outside linebacker during his final campaign ... Moved from strong safety to weak-side linebacker prior to the 2000 season opener ... Started 14 of 39 games during his career, recording 77 tackles (56 solos) with five sacks, 10 stops for losses, nine quarterback pressures, two fumble recoveries, a forced fumble and five pass break-ups ... As a senior, started all year at strong-side outside linebacker, recording a career-high 65 tackles (51 solos), including five sacks for minus 36 yards, nine stops for losses of 34 yards and nine quarterback pressures ... Played in every game as a junior on special teams ... Played in seven regular season games as a sophomore and in the Sugar Bowl on special teams ... Played in five games as a reserve safety as a freshman.


PERSONAL

Eric Alexander was born the son of Deanna and Tracy Porter on Feb. 8, 1982 in Tyler, Texas ... Attended Stephen F. Austin (Port Arthur, Tex.) High ... Two-time member of the Port Arthur News Super Team ... Honorable mention All-State as well as being selected to the All-Metro squad as both a safety and running back ... Rushed for 1,782 yards and 21 touchdowns as a senior ... Also played some quarterback as a senior, completing four passes for 151 yards ... Rushed for 696 yards and two touchdowns as a junior ... Member of the National Honor Society ... Earned letters in football, basketball, baseball and track ... In November 2006, helped pass out Thanksgiving food baskets at Morgan Memorial Goodwill Industries in Boston ... Supporter of the Kids Café Program at the Chelsea Boys and Girls Club ... Was an engineering major at LSU.

ERIC ALEXANDER

Pos: LB Ht: 6-2 Wt: 240 Year: 4th Acq: FA-04 College: Louisiana State Born: 2/8/82

REGULAR SEASON			TACKLES					INTERCEPTIONS						MISCELLANEOUS				
Year	Team	G/S	TT	UT	A	S	Yds	No	Yds	Avg	Lg	TD	PD	FF	FR	Yds	TD	SPt
2004	Patriots	3/0	0	0	0	0.0	0.0	0	0	0.0	0	0	0	0	0	0	0	2
2005	Patriots	1/0	0	0	0	0.0	0.0	0	0	0.0	0	0	0	0	0	0	0	0
2006	Patriots	14/0	4	3	1	0.0	0.0	0	0	0.0	0	0	0	0	0	0	0	10
2007	Patriots	12/0	4	4	0	0.0	0.0	0	0	0.0	0	0	0	0	0	0	0	14
Totals-4 Years		30/0	8	7	1	0.0	0.0	0	0	0.0	0	0	0	0	0	0	0	26
POSTSEASON			TACKLES					INTERCEPTIONS						MISCELLANEOUS				
Year	Team	G/S	TT	UT	A	S	Yds	No	Yds	Avg	Lg	TD	PD	FF	FR	Yds	TD	SPt
2004	Patriots	0/0																
2005	Patriots	-/-																
2006	Patriots	3/1	10	10	0	1.0	1.0	0	0	0.0	0	0	1	1	0	0	0	5
2007	Patriots	3/0	0	0	0	0.0	0.0	0	0	0.0	0	0	0	0	0	0	0	8
Totals-4 Years		6/1	10	10	0	1.0	1.0	0	0	0.0	0	0	1	1	0	0	0	13



QUARTERBACK

6-4 > 225 lbs > Born 8/3/77 > Exp. (NFL/Patriots): 9/9
 GP/GS (Playoffs): 112/110 (17/17) > Acq: D6b-00 (199th) > Michigan > San Mateo, Calif.



CAREER TRANSACTIONS

Tom Brady was drafted by the New England Patriots in the sixth round (199th overall) of the 2000 NFL Draft.

CAREER HIGHLIGHTS

- In 2007, Brady was named the NFL's Most Valuable Player, setting all-time NFL records for most touchdown passes in a season (50), highest touchdown-interception differential (+42), most games with three or more touchdown passes (12), most touchdown passes in a month (20 in October 2007), and highest completion percentage in a game (92.9 percent on Jan. 12, 2008). Brady's 117.2 passer rating in 2007 was the second highest of all-time, while his 4,806 passing yards were the third highest single-season total in league history.
- In addition to the NFL records Brady set in 2007, he also set Patriots franchise records for highest completion percentage in a season (68.9 percent), most passing yards in a season (4,806), highest passer rating in a season (117.2), highest passer rating in a game (158.3 on Oct. 21, 2007), lowest interception percentage in a season (1.4 percent) and most touchdown passes in a game (6 on Oct. 21, 2007).
- In 2007, Brady contributed to the Patriots' establishment of several NFL single-season team records, including most points scored in a season (589), largest point differential in a season (+315) and most touchdowns in a season (75). The Patriots became the first team in NFL history to complete a 16-0 regular season and tied the league's single-season mark with 18 overall victories.

- Brady and receiver Randy Moss set an NFL single-season record in 2007 for most touchdown passes between a passer and a receiver (23), with Moss's 23 touchdown catches also setting a league record.
- Brady enters 2008 with a record of 100-27 (.787) in regular-season and playoff games. It is the best record of any NFL quarterback in the Super Bowl Era (since 1966) with at least 40 starts.
- Brady enters 2008 with a 14-3 (.824) playoff record, the second best in NFL history behind Bart Starr (9-1, .900).
- Brady enters 2008 as the winningest quarterback in Patriots history in terms of total victories (100) and winning percentage (.787).
- Brady enters 2008 as the Patriots' all-time leader in career touchdown passes (197), completion percentage

EXTRA POINTS

- In 2008, Tom served as the honorary chairman of the Hyannis Port Challenge, a cycling event that served as a fundraiser for Best Buddies, a group dedicated to enhancing the lives of people with intellectual disabilities.
- When he was just four years old, Tom attended the 1981 NFC Championship Game with his father. He was in the stands at Candlestick Park when Joe Montana found Dwight Clark for "The Catch" that sent the 49ers to the Super Bowl.

TOM BRADY'S SINGLE-GAME CAREER HIGHS

Regular Season

Attempts:	55	vs. Denver (9/24/06) at Chicago (11/10/02)
Completions:	39	vs. Kansas City (9/22/02)
Long:	91t	at Indianapolis (10/21/01)
Yards:	410	vs. Kansas City (9/22/02)
Pct. (min. 20 att.):	.846	at Buffalo (11/3/02)
Touchdowns:	6	at Miami (10/21/07)
Rating:	158.3	at Miami (10/21/07)

(63.0 percent) and passer rating (92.9). He ranks second in completions (2,294) and third in yards (26,370).

- Brady won 76 of his first 100 regular-season starts, tying Roger Staubach's mark for most victories by a quarterback in his first 100 starts during the Super Bowl Era (since 1966).
- Brady is the only quarterback in NFL history to start and win three Super Bowls before his 28th birthday, having quarterbacked the Patriots to victories in Super Bowl XXXVI when he was 24 years old, Super Bowl XXXVIII (26) and Super Bowl XXXIX (27).
- Brady is the fourth quarterback in NFL history to lead his team to three or more Super Bowl wins, joining Terry Bradshaw (4), Joe Montana (4) and Troy Aikman (3).
- Brady owns two Pete Rozelle Awards as Super Bowl MVP (XXXVI and XXXVIII). He is just the fourth player in Super Bowl history to earn multiple MVP awards, joining Joe Montana, Terry Bradshaw and Bart Starr, all three of whom are enshrined in the Pro Football Hall of Fame.
- Brady enters 2008 with a 30-6 record in games where the final margin was less than a touchdown.
- Brady enters the 2008 season having started 127 consecutive regular-season and playoff games for the Patriots, good for the second-longest streak among active NFL quarterbacks (trailing only Peyton Manning's 172) and the third longest all-time streak for a quarterback (trailing only Brett Favre's 274 and Manning's 172).
- Brady enters 2008 as the NFL's all-time leader in overtime wins without a defeat, recording a perfect 7-0 mark in overtime in his career. Terry Bradshaw is the only other quarterback to be undefeated in at least five overtime games, posting a 5-0 record.
- Brady has orchestrated 28 game-winning drives to break a tie or take the lead in the fourth quarter or overtime. Six of his game-winning efforts have come in the postseason, where he has played in 17 games.
- Brady has led a game-winning drive to break a tie or take the lead in the fourth quarter of each of the Patriots' three Super Bowl victories, becoming the only quarterback in NFL history to lead three such game-winning drives in the Super Bowl.
- Brady enters the 2008 season with a career record of 48-9 (.842) in games played on Thanksgiving or later in the NFL season, including a 14-3 playoff mark.
- Brady enters the 2008 season with a career record of 27-2 as a starter (.931) in games played in temperatures below 40 degrees.
- Brady enters the 2008 season with a career record of 40-2 as a starter (.952) in games played on artificial surfaces.
- Brady recorded 13 passer ratings over 100.0 in 2007. He has recorded 52 ratings over 100.0 in his career, and the Patriots are 51-1 in those games.
- Brady tied an NFL record in 2005 by distributing his 26

touchdown passes to 12 different players. The only other NFL player to accomplish the feat was Brad Johnson in 2003.

- Brady set a career high in 2004 with a 92.6 passer rating, which was then the second highest rating in Patriots history among players with at least 150 attempts (Tony Eason, 93.4 in 1984).
- In 2004, Brady averaged 7.79 yards per pass attempt — more than a full yard higher than his career mark of 6.62 yards per attempt heading into the 2004 season.
- Brady tied his then career high and ranked second in the AFC with 28 touchdown passes in 2004.
- Brady owns the Super Bowl record for pass completions in a game, connecting on 32 passes in Super Bowl XXXVIII.
- Brady won his first 10 playoff games, setting an NFL record for the most consecutive playoff wins.
- Brady was voted an offensive captain by his teammates in 2002, 2003, 2004, 2005, 2006 and 2007.
- Brady completed a streak of throwing for at least one touchdown in 15 straight games, including playoffs (12/14/03 — 11/22/04), recording the longest such streak in Patriots history.
- Brady led the NFL with 28 touchdown passes in 2002 and became the first Patriot to lead the league in touchdown passes since Steve Grogan shared the lead with Cleveland's Brian Sipe (28) in 1979.
- Brady threw at least two touchdown passes in each of the first five games of the 2002 season, the first Patriot to accomplish that feat and the first Patriot to throw for at least two touchdowns in five straight games in a single season since Butch Songin (10/23/60—11/18/60).
- Brady (24 years, 184 days old) was voted MVP of Super Bowl XXXVI and was the third-youngest player to earn the honor (Marcus Allen, 23 years and 301 days at Super Bowl XVIII and Lynn Swann, 23 years, 316 days at Super Bowl X).
- Brady was voted to the 2001 Pro Bowl and became just the second Patriots quarterback to receive the honor (Drew Bledsoe, 1994, 1996 and 1997). He also became just the fifth quarterback since 1970 to be voted to the Pro Bowl in his first year as a starter, joining Dan Marino (1983), Brett Favre (1992), Kurt Warner (1999) and Daunte Culpepper (2000).
- Brady threw for 53 yards on the Patriots' game-winning drive in Super Bowl XXXVI, completing five of his eight

IRON MAN

Tom Brady enters 2008 having started 127 consecutive games at quarterback for the Patriots, including 110 regular-season games and 17 playoff games, recording the NFL's second longest current streak and the third longest streak by a quarterback in NFL history.

ACTIVE QUARTERBACKS' CONSEC. STARTS STREAKS

Player	Team	Total	Reg.	Post.	Strk Began
Peyton Manning	IND	172	159	13	9/6/98
Tom Brady	NE	127	110	17	9/30/01
Eli Manning	NYG	59	54	5	11/21/04

ALL-TIME QUARTERBACKS' CONSEC. STARTS STREAKS

Player	Team	Total	Reg.	Post.	Seasons
Brett Favre	GB	274	252	22	1992-2007
Peyton Manning	IND	172	159	13	1998-Pres.
Tom Brady	NE	127	110	17	2001-Pres.
Ron Jaworski	PHI	123	116	7	1977-1984

passes. Two of his pass attempts were spiked to kill the game clock. With just 1:21 remaining, he moved the Patriots into field goal position without the benefit of timeouts.

- Brady completed over 70 percent of his passes in four consecutive games during the 2001 season and joined an exclusive club of quarterbacks who accomplished the feat ... He joined Joe Montana (8 games, 1989), Troy Aikman (4, 1995), Steve Young (4, 1993) and Sammy Baugh (4, 1945).
- Brady completed the first 162 passes of his career without an interception. It was the longest streak to start a career in NFL history and ranks third for most attempts without an interception in Patriots franchise history.

SEASONAL REVIEWS

2007 (16/16, 3/0): Voted Associated Press NFL Most Valuable Player ... Was an AP All-Pro First Team selection in addition to being named its Offensive Player of the Year and Male Athlete of the Year ... Earned his fourth career Pro Bowl selection ... Was voted an offensive captain by his teammates ... Set the NFL's single-season touchdown pass record with his 50th touchdown of the season with a 65-yard touchdown reception to Randy Moss, his second scoring strike of the game in the Patriots' 38-35 win over the New York Giants (12/29) ... Finished the season with 398 completions, which ranks fourth on the all-time single-season list for NFL quarterbacks ... Established a Patriots franchise record for passing yards in a season and finished the season with 4,806 passing yards, which ranks third on the all-time single-season list for NFL quarterbacks ... Set career single-season highs in five statistical categories

including completions (389), completion percentage (68.9), passing yards (4,806), touchdown passes (50) and passer rating (117.2) in 2007 ... Was named AFC Offensive Player of the Month for the first time in his career in September and a second time in the month of October ... Named AFC Offensive Player of the Week five times in 2007 (Wk. 3, Wk. 6, Wk. 7, Wk. 14, Wk. 17) ... Broke the NFL record set by the Colts' Peyton Manning for consecutive games with three or more touchdown passes with nine after throwing for three touchdown strikes in the Patriots' 24-20 win over the Indianapolis Colts on Nov. 4 ... Passed Steve Grogan as the Patriots' career touchdown leader with his 183rd touchdown pass on a 6-yard connection to Randy Moss in the second quarter of the Patriots' 56-10 rout of the Buffalo Bills ... Registered a 146.6 passer rating after completing 22 of 28 passes for 297 yards and three touchdowns in the Patriots' win over the New York Jets (9/9) ... Compiled a passer rating of 150.9, the second highest of his career, while compiling his 16th 300-yard passing game in the Patriots' 38-7 win over Buffalo (9/23) ... Connected with Randy Moss for two touchdown passes for the second straight game ... Made his 100th career start and completed 31 of 46 pass attempts for 388 yards and five touchdowns while leading the Patriots to their highest point total in 23 years in a 48-27 victory over the Dallas Cowboys (10/14) ... Set a then career-high with his fifth touchdown pass of the game with a season long 69-yard connection to Donte Stallworth ... Set a career high and became the 17th quarterback in NFL history to achieve a perfect passer rating of 158.3 in a game while setting a franchise record with six touchdown passes in the Patriots' 49-28 victory over the Miami Dolphins (10/21) ... Broke the franchise record with his sixth touchdown pass of the game on his second hookup with Welker, a 16-yard strike


BRADY'S COMEBACKS

Tom Brady enters 2008 having engineered 28 career game-winning performances to lead his team to a victory from a fourth-quarter deficit or tie. He has accomplished the feat 22 times in the regular season and six times in the playoffs (including three times in the Super Bowl). He did it four times in the 2007 season.

TOM BRADY'S GAME-WINNING PERFORMANCES (28)

Date	Opp.	Score	Time Remaining		Att	Cmp	Passing Statistics [^]				
			In Reg.	Out			Yds	TD	Int	Final	
12/29/07	at NYG	23-28	15:00	12	8	130	1	0	0	38-35	
12/03/07	at BAL	17-24	14:25	17	7	113	1	0	0	27-24	
11/25/07	PHI	24-28	15:00	16	11	109	0	0	0	31-28	
11/04/07	at IND	10-20	9:42	10	8	144	2	0	0	24-20	
01/14/07	at SD*	13-21	8:35	14	9	122	1	1	1	24-21	
12/03/06	DET	13-21	13:07	15	14	101	0	0	0	28-21	
11/26/06	CHI	10-10	14:46	7	6	98	1	0	0	17-13	
11/13/05	at MIA	15-16	2:53	2	2	76	1	0	0	23-16	
10/30/05	BUF	7-16	10:07	4	4	69	0	0	0	21-16	
10/09/05	at ATL	28-28	3:52	2	2	17	0	0	0	31-28	
09/25/05	at PIT	10-13	14:19	12	12	167	0	0	0	23-20	
02/06/05	PHI**	14-14	15:00	4	2	33	0	0	0	24-21	
10/03/04	at BUF	17-17	15:00	4	2	8	1	0	0	31-17	
02/01/04	CAR**	29-29	1:08	5	4	47	0	0	0	32-29	
01/10/04	TEN*	14-14	15:00	11	6	27	0	0	0	17-14	
11/30/03	at IND	31-31	10:21	6	3	31	1	0	0	38-34	
11/23/03	at HST	13-20	3:11	14	10	133	1	0	0	23-20 ot	
11/03/03	at DEN	23-26	2:51	4	5	58	1	0	0	30-26	
10/19/03	at MIA	13-13	15:00	10	7	147	1	0	0	19-13 ot	
10/05/03	TEN	24-27	4:40	1	1	15	0	0	0	38-30	
12/29/02	MIA	13-24	4:59	13	8	69	1	0	0	27-24 ot	
11/10/02	at CHI	19-30	5:16	14	9	116	2	0	0	33-30	
09/22/02	KC	38-38	0:00	5	4	46	0	0	0	41-38 ot	
02/03/02	STL**	17-17	1:21	8	5	53	0	0	0	20-17	
01/19/02	OAK*	3-13	15:00	27	20	138	0	0	0	16-13 ot	
12/16/01	at BUF	6-9	5:57	13	9	116	0	0	0	12-9 ot	
12/02/01	at NYJ	14-16	15:00	7	6	56	0	0	0	17-16	
10/14/01	SD	16-26	8:48	18	13	130	1	0	0	29-26 ot	

[^]-Statistics are from the time noted until the end of the game * Divisional Playoffs ** Super Bowl



... Led the Patriots' offense to its third highest single-game point total in team history in a 52-7 win over the Washington Redskins (10/28) ... Racked up 306 yards passing by completing 29 of 38 passes for three touchdowns and a passer rating of 125.5 while leading the Patriots' offense to its eighth straight game scoring 34-plus points — only the second team in NFL history to accomplish that feat ... Set a single-game and single-season career high with two rushing touchdowns ... Set up Randy Moss on a 6-yard touchdown pass on a fake snap play and achieved a single-season career high with his 29th touchdown pass ... Led the 25th fourth-quarter comeback of his career in a 24-20 victory over the Indianapolis Colts (11/4) ... Broke Vito "Babe" Parilli's franchise record with his 32nd touchdown pass of the season, a 3-yard connection to Wes Welker ... Capped off the New England comeback on a three-play, 51-yard drive that culminated in a 13-yard touchdown pass to Kevin Faulk ... Completed 31 of 39 pass attempts and five touchdown passes in the Patriots' 56-10 win over the Buffalo Bills (11/18) ... Engineered the 26th fourth-quarter comeback of his career by recording the fourth highest yardage total of his career with 380 yards while completing a season high 34 passes in the Patriots' victory over the Philadelphia Eagles (11/25) ... Capped off the 27th game-winning drive on an 8-yard pass in the end zone along the left sideline to Jabar Gaffney, giving the Patriots a 27-24 lead with 55 seconds to play in the game in New England's Monday Night victory at the Baltimore Ravens (12/3) ... Turned in his fifth game of the season with four or more touchdown passes and his seventh game with 300-plus passing yards while completing 32 of 46 passes for 399 yards — the second highest total of his career — and four touchdowns in the Patriots' victory over the Pittsburgh Steelers (12/9) ... Hooked up with Randy Moss for an NFL-record 21st time on the season with a 1-yard touchdown pass in the Patriots' victory over the Miami Dolphins (12/23) ... Stretched the field on a 48-yard touchdown lob to Jabar Gaffney for his 48th touchdown pass of the season, tying Dan Marino for the second highest single-season total ever by a quarterback ... Led the Patriots to victory after trailing in the fourth quarter for 28th time of his career, and the fourth time in 2007, as the New England completed its regular-season schedule undefeated for just the fourth time in NFL history with a 38-35 comeback win over the New York Giants (12/29) ... Tied and then broke the NFL's all-time single-season touchdown pass record with his 49th and 50th touchdown passes of the season, both to Randy Moss, while completing 32 of 42 pass attempts for 356 yards ... Found Moss in the back right hand corner of the end zone on a 4-yard touchdown strike for his 49th passing touchdown of the season, tying Peyton Manning for the single-season record ... Broke the all-time single-season touchdown pass record with his 50th scoring strike of the season, a 65-yard connection to Moss down the right sideline on a go-route ... Completed his first 16 passes of the game and went on to finish the game with an NFL record 92.9 completion percentage as he completed 26 of 28 pass attempts and three touchdowns in the Patriots' win over the Jacksonville Jaguars in the divisional playoffs (1/12) ... Extended his streak of playoff games with a touchdown pass to 14, the second longest stretch in NFL history as he found Jabar Gaffney for a 12-yard touchdown pass in the Patriots' victory over the San Diego Chargers in the AFC Championship Game (1/20) ... Completed 29 of 48 pass attempts for 266 yards and one touchdown in Super Bowl XLII (2/3).

➤ **2006 (16/16, 3/3):** Was voted an offensive captain by his teammates ... Finished third in the AFC with 3,529 passing yards, 319 completions and 24 touchdown passes ... Finished the season having started 108 consecutive

HONORS AND AWARDS

2007

Associated Press NFL Most Valuable Player
Associated Press All-Pro: First Team
Associated Press Male Athlete of the Year
Associated Press NFL Offensive Player of the Year
Sporting News Sportsman of the Year
Sporting News NFL Player of the Year
Pro Bowl
NFL MVP -- *Pro Football Weekly/PFWA, USA Today, Dallas Morning News, Fort Worth Star-Telegram, San Francisco Chronicle*
NFL Alumni Quarterback of the Year
NFL 101 Award: AFC Offensive Player of the Year
AFC Offensive Player of the Month (Sept. & Oct.)
AFC Offensive Player of the Week (Wk. 3, 6, 7, 14 and 17)
FedEx Air NFL Player of the Week (Wk. 6, 7, 11 and 17)

2006

FedEx Air NFL Player of the Week (Wk 8)
Peter King's SI.com Offensive Player of the Week (Wk 13)

2005

Pro Bowl
Sports Illustrated Sportsman of the Year
FedEx Express NFL Player of the Year Finalist
AFC Offensive Player of the Week (Wk 5)
Pro Football Weekly Offensive Player of the Week (Wk 5)
Vic Carucci's All-Vic Team — NFL.com

2004

Pro Bowl
Sporting News Sportsman of the Year
Sports Illustrated NFL Player of the Year
Monday Night Football Hungriest Player Award (Wk 9)

2003

Super Bowl XXXVIII MVP
NFL MVP — *Dallas Morning News* and *SI.com*
NFL.com FedEx Air Player of the Week (Wk 9 & Wk 17)
AFC Offensive Player of the Week (Wk 9 & Wk 17)
Monday Night Football Hungriest Player Award (Wk 9)
USA Today's All-Joe Team

2002

AFC Offensive Player of the Week (Wk 1 & Wk 9)
Monday Night Football Horse Trailer
Player of the Game (Wk 1)

2001

Pro Bowl
Super Bowl XXXVI MVP
All Terry Team (Fox's Terry Bradshaw)
AFC Offensive Player of the Week (Wk 5 & Wk 11)
Miller Lite NFL Player of the Week (Wk 12)
Patriots Miller Lite Player of the Week (Wk 5 & Wk 12)
Shaw's 12th Player Award

games, the third-longest active streak for NFL quarterbacks ... Threw four touchdowns in a game twice (at MIN, at GB) to total five such games for his career ... Recorded a 100.0 or higher passer rating six times in 2006 ... Recorded 300 or more passing yards three times in 2006 ... Connected on 31 of 55 passes for 320 yards and a touchdown against Denver (9/24) ... Registered a 112.4 passer rating after completing 18 of 27 passes for 195 yards and two touchdowns against Buffalo (10/22) ... Sealed the victory by finding Doug Gabriel in the back of the end zone for a 5-yard touchdown in the fourth quarter ... Was named FedEx Air NFL Player of the Week after completing 29 of 43 passes for 372 yards with four touchdowns and an interception

against the Vikings (10/30) ... Registered a 115.6 passer rating in the victory ... Connected with 10 different receivers, while four different pass catchers registered touchdowns ... Registered a 128.2 passer rating against Green Bay (11/19) ... Completed 20 of 31 for 244 yards and four touchdowns in the win ... Connected with a streaking Reche Caldwell down the middle of the field for a 54-yard touchdown, giving the Patriots a 21-0 lead in the second quarter ... Kept the Patriots' final scoring drive alive against Chicago (11/26) by juking Brian Urlacher and gaining 11 yards on a third-and-nine scramble in the fourth quarter ... Registered a 108.8 passer rating against Houston (12/17) ... Completed 16 of 23 passes for 109 yards and two touchdowns ... Connected with Kevin Faulk for a 43-yard touchdown on a screen pass in the first quarter ... Rushed for a career-high 31 yards on 10 carries in the victory over Jacksonville (12/24) ... Completed 22 of 34 passes for 212 yards and two touchdowns in the Patriots' AFC Wild Card victory over the Jets (1/7) ... Gave the Patriots a 30-16 lead with a 7-yard touchdown to Kevin Faulk in the fourth quarter ... Connected on 27 of 51 passes for 280 yards and two touchdowns with three interceptions in the Patriots' AFC Divisional playoff victory over San Diego (1/14) ... Quarterbacked his 24th career game-winning drive following a fourth quarter deficit ... Kept the Patriots game-tying touchdown drive alive with a 12-yard pass to Gaffney on third-and-three in the fourth quarter ... Two plays later, found Reche Caldwell in the corner of the end zone for a 4-yard touchdown in the fourth quarter ... Hooked up with a streaking Caldwell along the sideline for a 49-yard gain on third-and-10 during the game-winning scoring drive in the fourth quarter ... Completed 21 of 34 passes for 232 yards and a touchdown in the AFC Championship Game against Indianapolis (1/21) ... Kept the Patriots' second touchdown drive alive with a 27-yard completion to Troy Brown on fourth-and-six in the second quarter ... Avoided the pass rush and found Jabar Gaffney in the back of the end zone for a 6-yard touchdown, giving the Patriots a 28-21 lead in the third quarter.

➤ **2005 (16/16, 2/2):** Selected to his third Pro Bowl ... Led the NFL with a career-high 4,110 passing yards ... Finished second in the AFC with 334 completions ... Finished third in the AFC with 26 touchdown passes ... Was voted an offensive captain for the 2005 season by his teammates ... Recorded six passer ratings of 100.0 or higher, four 300-yard passing performances and four game-winning drives ... Moved into third place on the Patriots' all-time passing yardage list ... Became just the second player in Patriots history to pass for more than 4,000 yards in a season ... Completed 24 of 38 passes for 306 yards and two touchdowns for a passer rating of 105.8 against the Oakland Raiders (9/8) ... Connected on 31 of 44 passes for a season-high 372 yards against the Pittsburgh Steelers (9/25) ... Engineered his 17th career game-winning performance, going 12-for-12 passing for 167 yards over the final 14:19 to rally the Patriots from a 13-10 deficit and claim a 23-20 victory on a 43-yard field goal with one second left ... Named AFC Offensive Player of the Week after registering a 140.4 passer rating and completing 22 of 27 passes for 350 yards and three touchdowns against the Atlanta Falcons (10/9) ... Completed 15 of 29 passes for 222 yards and three touchdowns for a 111.6 passer rating against New Orleans (11/20) ... Connected on seven of 10 passes for 82 yards during the Patriots' 16-play, 98-yard touchdown drive to open the game ... Became the third Patriots signal caller in franchise history to eclipse 17,000 passing yards with a 25-yard completion to Benjamin Watson in the first quarter against the N.Y. Jets (12/4) ... Connected on 20 of 31 passes for 258 yards and three touchdowns for a 122.8 passer rating against Tampa Bay

RECORDING SUCCESS

Tom Brady has quarterbacked the Patriots to victories in 86 of his 110 career regular-season starts entering 2008, compiling a .782 winning percentage and giving him the best record of any quarterback in the Super Bowl Era (since 1966). Including his 14-3 record in the playoffs, he enters 2008 with a 100-27 (.787) record as a starter.

TOP WINNING PERCENTAGES IN SUPER BOWL ERA

(Since 1966, Minimum 50 Starts, Regular Season Only)

Player	Team(s)	Years	W	L	T	Pct.
Tom Brady	NE	2000-07	86	24	0	.782
Roger Staubach	DAL	1969-79	85	29	0	.746
Joe Montana	SF/KC	1979-94	117	47	0	.713

MOST VICTORIES / FIRST 100 STARTS IN SUPER BOWL ERA

Player	Team(s)	1st Start	100th Start	Wins
Tom Brady	NE	9/30/01	10/14/07	76
Roger Staubach	DAL	9/20/70	9/16/79	76
Ken Stabler	OAK/HOU	10/17/71	9/21/80	72

QUARTERBACKS WITH THREE OR MORE SUPER BOWL VICTORIES

Quarterback	Team	Wins
Terry Bradshaw	PIT	4
Joe Montana	SF	4
Troy Aikman	DAL	3
Tom Brady	NE	3

PLAYERS WITH MULTIPLE SUPER BOWL MVP AWARDS

Player	Team	MVPs
Joe Montana	SF	3
Terry Bradshaw	PIT	2
Tom Brady	NE	2
Bart Starr	GB	2

(12/17) ... Completed 15 of 27 passes for 201 yards and three touchdowns against Jacksonville (1/7), setting an NFL-record with his 10th consecutive playoff victory as a starting quarterback.

➤ **2004 (16/16, 3/3):** Named to his second career Pro Bowl as the Patriots won Super Bowl XXXIX ... Registered a career-high 92.6 passer rating, the second highest rating in Patriots history ... Finished second in the AFC and tied his career high with 28 touchdown passes ... Led the NFL with a 109.4 passer rating in the playoffs and was the only quarterback in the playoffs not to throw an interception in 2004 ... Was voted an offensive captain for the 2004 season by his teammates ... Completed 26 of 38 passes for 335 yards and three touchdowns in the Patriots' 27-24 season-opening victory over the Indianapolis Colts (9/9) ... Registered a 112.9 passer rating by completing 17 of 30 passes for 298 yards and two touchdowns in the Patriots' 31-17 victory over the Buffalo Bills (10/3) ... Completed 17 of 26 passes for 315 yards and a touchdown in the Patriots' 27-19 Monday night victory over Kansas City (11/22) ... Recorded a 119.9 passer rating, his second highest rating of the regular season ... Connected on 18 of 26 passes for 260 yards and two touchdowns in the Patriots' AFC East-clinching 35-28 victory over the Cincinnati Bengals (12/12) ... Registered a 127.1 passer rating, his highest rating of the 2004 regular-season and the then fourth-highest rating of his regular-season career ... Completed 18 of 27 passes for 144 yards and a touchdown for a 92.2 passer rating in the Patriots' 20-3 victory over the Indianapolis Colts (1/16) in the Divisional Playoffs ... Gave the Patriots a commanding 20-3 lead with a 1-yard touchdown plunge with 7:10 remaining in the game ... Connected on 14 of 21 passes for 207 yards and two touchdowns in the Patriots' 41-27 AFC Championship victory over the Pittsburgh Steelers (1/23) ... Amassed a 130.5 passer rating, the highest rating of his

PLAYOFF LEADER

Tom Brady enters 2008 as the second winningest quarterback in NFL playoff history among signal callers who have made at least 10 starts.

ALL-TIME WINNINGEST PLAYOFF QUARTERBACKS

Minimum 10 Starts

Player	Team	W	L	Pct.
Bart Starr	Green Bay	9	1	.900
Tom Brady	New England	14	3	.824
Jim Plunkett	Oak/L.A. Raiders	8	2	.800

playoff career and the fourth highest rating in any game in his career ... Found a streaking Deion Branch for a season-long 60-yard touchdown bomb in the first quarter ... Became the Patriots' all-time playoff touchdown leader with the 60-yard scoring pass, the eighth passing touchdown of his playoff career ... Completed 23 of 33 passes for 236 yards and two touchdowns for a 110.2 passer rating in the Patriots' 24-21 victory over the Philadelphia Eagles in Super Bowl XXXIX ... Tied Bart Starr for the NFL record with his ninth consecutive playoff victory.

➤ **2003 (16/16, 3/3):** Named Super Bowl XXXVIII MVP after completing 32 of 48 passes for 354 yards and three touchdowns as the Patriots beat Carolina 32-29 and won their second title in three seasons ... Capped off a regular season in which he completed 317 passes for 3,620 yards and 23 touchdowns ... Ranked second in the AFC in pass attempts (527), third in passing yards (3,620) and fourth in completions (317) ... Recorded three touchdown passes of 50 yards or more ... Completed seven passes for 45 yards or more ... Recorded six games with a passer rating of more than 100.0 ... Did not throw an interception at home in the regular season ... Completed 68.2 percent of his passes and threw for three touchdowns without an interception in the Patriots' 31-10 victory over the Philadelphia Eagles (9/14) ... Connected with 10 different receivers and amassed 255 yards passing ... Connected on 70.6 percent of his passes for 283 yards and two touchdowns in a 19-13 overtime win in Miami (10/19) ... Spotted a sprinting Troy Brown behind the coverage of Brock Marion and Sammy Knight and connected with him for an 82-yard touchdown reception for the game-winning score in overtime ... The toss was the second longest completion of his career (91-yard touchdown to Patten at Indianapolis, 10/21/01) ... Named AFC Offensive Player of the Week, FedEx Air Player of the Week and Snickers Hungriest Player of the Game after completing 20 of 35 passes for 350 yards and three touchdowns in New England's thrilling 30-26 come-from-behind victory over the Denver Broncos on Monday Night Football (11/3) ... Connected on four of five passes for 58 yards in the Patriots game-winning touchdown drive in the fourth quarter ... Concluded the six-play, game-winning drive by finding David Givens for an 18-yard touchdown strike in the corner of the end zone with 30 seconds remaining in the game ... Connected on 29 of 47 passes for 368 yards and two touchdowns in the Patriots' come-from-behind 23-20 overtime victory over the Houston Texans (11/23) ... Engineered the 12th fourth quarter or overtime comeback of his career ... Rolled out on a bootleg and found Graham in the end zone for a four-yard touchdown on fourth-and-one to tie the game at 20 with 40 seconds remaining in regulation ... Improved his career record to 7-0 in overtime contests ... Completed on 26 of 35 passes (.743 completion percentage) for 236 yards and two touchdowns in the Patriots' dramatic 38-34 victory over the Indianapolis Colts (11/30) ... Named AFC Offensive Player of the Week for his four-touchdown performance against the Buffalo Bills (12/27) ... Registered a season-high 122.9 passer

rating while completing 21 of 32 passes for 204 yards and a season-high four touchdowns in the Patriots' 31-0 victory over the Bills ... It was his third consecutive game with a 100.0+ rating ... Completed 21 of 41 passes for 201 yards and a touchdown in the Patriots' 17-14 divisional playoff victory over the Tennessee Titans (1/10) ... Connected on 22 of 37 passes for 237 yards and a touchdown in the Patriots' 24-14 AFC Championship victory over the Indianapolis Colts (1/18) ... Connected with David Givens for a seven-yard touchdown reception on a nice hitch-and-go to give the Patriots an early 7-0 lead in the first quarter ... Earned Super Bowl MVP honors after completing 32 of 48 passes for 354 yards and three touchdowns against the Carolina Panthers in Super Bowl XXXVIII ... Completed four of five passes in the final 1:08 to lead the Patriots on a Super Bowl-winning drive that culminated in Adam Vinatieri's winning boot with four seconds left in the contest.

➤ **2002 (16/16):** Led the NFL with 28 touchdown passes ... Completed 373 of 601 passes for 3,764 yards while starting all 16 games at quarterback ... Ranked third in the AFC in attempts (601), fourth in completions (373) and fourth in the AFC in passing yards (3,764) ... Threw only 14 interceptions, including just five in his last 351 pass attempts ... Posted a touchdowns-to-interception ratio of +14 in 2002, the fourth highest total in the NFL ... Recorded six ratings of over 100.0 in 2002 (all victories), the highest single-season total by a Patriot since Drew Bledsoe recorded seven during the 1996 season ... Named AFC Offensive Player of the Week after completing 67.4 percent of his passes and throwing for 294 yards and three touchdowns without an interception in the Patriots 30-14 win over the Pittsburgh Steelers (9/9) on Monday Night Football ... Threw the ball on 25 straight plays between the first and third quarters, completing 18 of those passes ... Became the fifth quarterback in Patriots history to throw for over 400 yards in a game, completing 72 percent of his passes and throwing for four touchdowns in the Patriots 41-38 overtime win over the Kansas City Chiefs (9/22) ... His 410 yards ranks as the sixth most prolific single-game passing performance in Patriots history ... Completed a career-high 39 passes, tying him for second place on the Patriots single-game completions list ... Set or tied career-highs for completions (39), yards (410) and touchdowns (4) ... Completed 36 of 53 passes for 353 yards and two touchdowns against the San Diego Chargers (9/29) ... Notched his fifth straight game with two or more touchdown passes against Miami (10/6), the first time in Patriots

TOM BRADY'S RECORD AS A STARTER

	Reg. Season	Playoffs	Total
Overall:	86-24	14-3	100-27
Home:	45-10	8-0	53-10
Road:	41-14	6-3*	47-17*
By Yardage Total			
Less than 200:	20-11	3-0	23-11
200-299:	45-11	9-2	54-13
300 or more:	21-2	2-1	23-3
Other Records			
On Artificial Turf	36-1	4-1	40-2
Temp. Below 40	19-2	8-0	27-2
Thanksgiving or later	34-6	14-3	48-9
Leading at Halftime:	67-2	10-2	77-4
Leading after 3 Qtrs:	70-1	9-2	79-3
Overtime:	6-0	1-0	7-0
Final margin <7 pts:	24-4	6-2	30-6
Final margin <4 pts:	15-4	6-1	21-5
Passer rating >100.0:	45-1	6-0	51-1

*Includes three Super Bowls at neutral sites

history a quarterback has accomplished the feat to begin a season ... Completed a franchise-best 84.6 percent of his passes, connecting on 22 of 26 attempts for 265 yards and three touchdowns as the Patriots defeated the Buffalo Bills (11/3) ... Recorded a passer rating of 147.6, which ranks as the third most prolific rating in Patriots history (minimum 20 attempts) ... Orchestrated his fifth career fourth-quarter comeback, as the Patriots rebounded after trailing 27-6 in the third quarter and 30-19 with less than five minutes left in the game to win 33-30 against the Chicago Bears (11/10) ... Attempted a career-high 55 passes, 39 of which came in the second half ... Led the Patriots back from a 24-13 deficit in the final 4:54 of the game en route to a 27-24 overtime win over the Miami Dolphins (12/29) ... Remained perfect in overtime, raising his career record to 5-0, including playoffs ... Completed eight of his 13 passes for 69 yards in the final five minutes of the fourth quarter and overtime to lead the comeback effort.

➤ **2001 (15/14, 3/3):** Started 14 of 15 regular season games at quarterback and completed 264 of 413 passes for 2,843 yards, while throwing 18 touchdowns and 12 interceptions ... His 63.9 percent completion rate set a new Patriots single-season best, eclipsing the mark set by Tony Eason (61.6, 1986) ... Finished the season ranked third in the AFC and sixth in the NFL with a 86.5 passer rating ... Recorded his first NFL start in 44-13 victory vs. Indianapolis (9/30) ... Set NFL record for most pass attempts to start a career without throwing an interception (162) ... Made first NFL start and completed 13 of 23 passes for 168 yards in 44-13 victory over Indianapolis (9/30) ... Became the first Patriots quarterback to win his first NFL start since Scott Zolak won at Indianapolis (11/15/92) ... Named AFC Offensive Player of the Week following his performance in the Patriots 29-26 overtime victory over San Diego (10/14) ... Completed his first NFL touchdown pass on a 21-yard connection to Terry Glenn ... Threw 54 passes with 33 completions, tying him for eighth in team history in both categories ... Completed 13-of-19 passes for 130 yards during two fourth quarter comeback scoring drives and the game winning overtime scoring drive ... Connected with David Patten on a 91-yard

touchdown pass against Indianapolis (10/21), the longest play from scrimmage in franchise history ... Completed all seven of his pass attempts in the first half for 134 yards and two touchdowns ... Named AFC Player of the Week after notching a season-high four touchdowns while completing 19 of 26 passes for 268 yards in a 34-17 victory over the New Orleans Saints (11/25) ... Earned a passer rating of 143.9, his third rating over 100 during the season ... Made his first postseason start and set Patriots' single-game postseason highs with 52 attempts, 32 completions and 312 yards in the Patriots' divisional playoff victory over Oakland (1/19) ... Became first quarterback in franchise history to record a postseason rushing touchdown with a six-yard scamper ... Completed all eight of his pass attempts for 45 yards in overtime as the Patriots marched 61 yards on 15 plays to set up a Vinatieri 23-yard game-winning field goal for the victory ... Led the team in completions (12), yards (115), completion percentage (66.7 percent) and passer rating (84.3) despite leaving the AFC Championship Game victory over the Steelers (1/27) late in the second quarter with an injury and not returning ... Named Super Bowl XXXVI MVP after connecting on 16 of 27 passes for 145 yards and one touchdown ... Completed five of eight passes for 53 yards on the game-winning drive that began with 1:21 remaining in the fourth quarter with the game tied at 17 and ended with an Adam Vinatieri 48-yard field goal as time expired.

➤ **2000 (1/0):** Saw action in a reserve role at quarterback in one contest ... Listed among the Patriots inactives for 14 weeks during the season ... Active but did not play against Cincinnati (11/19) ... Entered his first NFL game in the fourth quarter and completed one of three passes for six yards against the Detroit Lions (11/23) ... Completed his first NFL pass to Rod Rutledge for six yards.

COLLEGE

Brady earned three letters at Michigan (1997-99) and recorded a 20-5 record as a two-year starter for the Wolverines ... Started all 25 games of his junior and senior seasons, including victories in the 1999 Citrus

A SEASON FOR THE AGES

Tom Brady threw 50 touchdown passes in the 2007 regular season, recording the highest single-season total in NFL history, while also placing on other single-season or single-game passing lists.

ALL-TIME NFL LEADERS / SINGLE SEASON TD PASSES

Player	Team	Year	TD
Tom Brady	NE	2007	50
Peyton Manning	IND	2004	49
Dan Marino	MIA	1984	48

ALL-TIME NFL LEADERS / SINGLE-SEASON TD-INT DIFFERENTIAL

Player	Team	Season	TD	INT	Diff.
Tom Brady	NE	2007	50	8	+42
Peyton Manning	IND	2004	49	10	+39
Dan Marino	MIA	1984	48	17	+31


ALL-TIME NFL LEADERS / SINGLE-GAME COMP. PERCENTAGE

Player	Team	Date	Opponent	Cmp	Att	Pct.
Tom Brady	NE	11/12/08	JAX	26	28	92.9
Vinny Testaverde	CLV	12/26/93	LA Rams	21	23	91.3
Ken Anderson	CIN	11/10/74	PIT	20	22	90.9

NOTE: Includes all regular-season and playoff games since 1920. Minimum 20 attempts.

ALL-TIME NFL LEADERS / SINGLE-SEASON PASSING YDS

Player	Team	Season	Yards
Dan Marino	MIA	1984	5,084
Kurt Warner	STL	2001	4,830
Tom Brady	NE	2007	4,806
Dan Fouts	SD	1981	4,802



Bowl and the 2000 Orange Bowl ... Led the Wolverines to 15 wins in a 16-game span from 1998-99 ... Finished his career ranking third in Michigan history with 710 attempts and 442 completions, fourth with 5,351 yards and 62.3 completion percentage and fifth with 35 touchdown passes ... Completed 31 of 56 attempts for 375 yards against Ohio State to establish school game-records, breaking the old marks of 52 attempts for 372 yards by Scott Dreisbach vs. Virginia in 1995 and 29 completions by Todd Collins vs. Oklahoma State in 1992 ... Threw at least one touchdown pass in all 16 Big Ten conference games as a starter ... 1999 (Senior): All-Big Ten Conference second-team selection ... Selected team MVP ... Completed 214 of 341 passes (62.8 percent) for 2,586 yards, 20 touchdowns and only six interceptions ... His 2,586 yards rank third on the school's single-season list ... 1998 (Junior): Led Michigan to the Big Ten title ... All-Big Ten Conference honorable mention ... Academic All-Big Ten pick ... In his first year as the full-time starter, he completed 214 of 350 passes (61.1 percent) for 2,636 yards and 15 touchdowns ... Set a school record for most attempts (350) and completions (214) in a season ... Scored twice on 59 carries ... 1997 (Sophomore): Appeared in four games, completing 12-of-15 passes (80.0 percent) for 103 yards ... Served as Brian Griese's backup during the Wolverines' national championship season, in which they went 12-0 ... 1996 (Redshirt): Played in two games, finishing with 26 yards on three-of-five throws (60.0 percent) as Michigan finished 8-4.

PERSONAL

Thomas Brady was born the son of Tom and Galynn Brady on Aug. 3, 1977 in San Mateo, Calif. ... Blue Chip Illustrated and Prep Football Report All-American selection at Junipero Serra High in San Mateo, Calif. ... Added all-state and All-Far West honors as the team's Most Valuable Player ... Earned two letters in both football and baseball ... Was the starting varsity quarterback for two seasons (1993-94) and completed 236 of 447 passes (52.8 percent) for 3,702 yards and 31 touchdowns during his high school career ... Drafted in the 18th round of the 1995 Major League Baseball draft as a catcher by the Montreal Expos ... Inducted into the Junipero Serra High School Hall of Fame in 2003, joining fellow Serra High graduates Barry Bonds, Lynn Swann, Gregg Jeffries, Jim Fregosi, and his older sister Maureen, among many others ... During 2003 training camp, worked with the Starlight Children's foundation of New England, a non-profit group dedicated to enriching the quality of life for seriously ill children ... Visited Walter Reed Medical Center in 2004 to raise the spirits of soldiers injured in Operation Iraqi Freedom ... During the 2004 season, surprised students at North Elementary School in Seekonk, Mass. as part of the NFL's Take a Player to School Day ... Hosted Saturday Night Live in April, 2005 ... Made an eight-day visit to Africa in the Spring of 2007 as part of a listening and learning trip sponsored by DATA, an African advocacy organization founded by Bono from the rock group U2 ... In 2008, welcomed four children from the Make-A-Wish Foundation of Massachusetts to Gillette Stadium ... Majored in organizational studies at Michigan.

TOM BRADY

Pos: QB Ht: 6-4 Wt: 225 Year: 9th Acq: D6b-00 (199th) College: Michigan Born: 8/3/77

REGULAR SEASON			PASSING STATISTICS											
Year	Team	G/S	Att	Cmp	Yds	Yds/Att	Pct	TD	TD %	Int	Int %	Lg	Sacks	Rating
2000	Patriots	1/0	3	1	6	2.00	33.3	0	0	0	0	6	0/0	42.4
2001	Patriots	15/14	413	264	2843	6.88	63.9	18	4.4	12	2.9	91t	41/216	86.5
2002	Patriots	16/16	601	373	3764	6.26	62.1	28	4.7	14	2.3	49t	31/190	85.7
2003	Patriots	16/16	527	317	3620	6.87	60.2	23	4.4	12	2.3	82t	32/219	85.9
2004	Patriots	16/16	474	288	3692	7.79	60.8	28	5.9	14	3.0	50	26/162	92.6
2005	Patriots	16/16	530	334	4110	7.75	63.0	26	4.9	14	2.6	71	26/188	92.3
2006	Patriots	16/16	516	319	3529	6.84	61.8	24	4.7	12	2.3	62t	26/175	87.9
2007	Patriots	16/16	578	398	4806	8.31	68.9	50	8.7	8	1.4	69t	21/128	117.2
Totals-8 years		112/110	3642	2294	26370	7.24	63.0	197	5.4	86	2.4	91t	203/1278	92.9

POSTSEASON		PASSING STATISTICS												
Year	Team	G/S	Att	Cmp	Yds	Yds/Att	Pct	TD	TD %	Int	Int %	Lg	Sacks	Rating
2001	Patriots	3/3	97	60	572	5.90	61.9	1	1.0	1	1.0	29	5/36	77.3
2003	Patriots	3/3	126	75	792	6.29	59.5	5	4.0	2	1.6	52	0/0	84.5
2004	Patriots	3/3	81	55	587	7.25	67.9	5	6.2	0	0.0	60t	7/57	109.4
2005	Patriots	2/2	63	35	542	8.60	55.6	4	6.3	2	3.2	73	4/12	92.2
2006	Patriots	3/3	119	70	724	6.08	58.8	5	4.2	4	3.4	49	4/22	76.5
2007	Patriots	3/3	109	77	737	6.76	70.6	6	5.5	3	2.8	53	8/52	96.0
Totals-6 years		17/17	595	372	3954	6.65	62.5	26	4.4	12	2.0	73	28/179	88.0

REGULAR SEASON		RUSHING					FUMBLES		POSTSEASON		RUSHING					FUMBLES	
Year	Team	No	Yds	Avg	Lg	TD	No	Lost	Year	Team	No	Yds	Avg	Lg	TD	No	Lost
2000	Patriots	0	0	0	0	0	0	0	2000	Patriots	-	-	-	-	-	-	-
2001	Patriots	36	43	1.2	12	0	12	3	2001	Patriots	8	22	2.8	6t	1	1	0
2002	Patriots	42	110	2.6	15	1	11	5	2002	Patriots	-	-	-	-	-	-	-
2003	Patriots	42	63	1.5	11	1	13	5	2003	Patriots	12	18	1.5	12	0	0	0
2004	Patriots	43	28	0.7	10	0	7	5	2004	Patriots	7	3	0.4	3	1	1	1
2005	Patriots	27	89	3.3	15	1	4	3	2005	Patriots	3	8	2.7	7	0	2	0
2006	Patriots	49	102	2.1	22	0	4	4	2006	Patriots	8	18	2.3	12	0	0	0
2007	Patriots	37	98	2.6	19	2	6	4	2007	Patriots	4	-1	-0.3	2	0	1	1
Totals-8 years		276	533	1.9	22	5	57	29	Totals-6 Years		42	68	1.6	12	2	5	2

ADDITIONAL STATISTICS

Receiving — 2001: 1 for 23 yards (12/22/01 vs. Miami)

Punting — 2003: 1 for 36 yards, downed at 1-yard line (12/7/03 vs. Miami)

TOM BRADY'S CAREER GAME-BY-GAME

2000	Opponent	P/S	Att	Cmp	Yds	Pct	TD	Lg	Int	S	Yds	Rating	Rush	Yds	Lg	TD	W/L	Score
11/23	at Detroit	P	3	1	6	.333	0	6	0	0	0	42.4	0	0	0	0	L	9-34
<div> <div>Passing</div> <div>Rushing</div> </div>																		
2001	Opponent	P/S	Att	Cmp	Yds	Pct	TD	Lg	Int	S	Yds	Rating	Rush	Yds	Lg	TD	W/L	Score
09/09	at Cincinnati						Did Not Play										L	17-23
09/23	N.Y. Jets	P	10	5	46	.500	0	21	0	0	0	62.9	1	9	9	0	L	3-10
09/30	Indianapolis	S	23	13	168	.565	0	38	0	1	9	79.6	1	2	2	0	W	44-13
10/07	at Miami	S	24	12	86	.500	0	15	0	4	17	58.7	2	9	9	0	L	10-30
10/14	San Diego	S	54	33	364	.611	2	26	0	3	19	93.4	1	0	0	0	W	ot 29-16
10/21	at Indianapolis	S	20	16	202	.800	3	91	0	0	0	148.3	2	-2	-1	0	W	38-17
10/28	at Denver	S	38	25	203	.658	2	30	4	2	20	57.1	2	-1	0	0	L	20-31
11/04	at Atlanta	S	31	21	250	.677	3	44	0	3	14	124.4	3	0	1	0	W	24-10
11/11	Buffalo	S	21	15	107	.714	1	26	1	7	36	78.9	4	-1	2	0	W	21-11
11/18	St. Louis	S	27	19	185	.704	1	27	2	2	6	70.8	2	6	7	0	L	24-17
11/25	New Orleans	S	26	19	258	.731	4	41	0	4	17	143.9	4	14	11	0	W	34-17
12/02	at N.Y. Jets	S	28	20	213	.714	0	46	0	3	22	93.3	3	0	2	0	W	17-16
12/09	Cleveland	S	28	19	218	.679	0	23	2	3	9	61.3	4	-3	0	0	W	27-16
12/16	at Buffalo	S	35	19	237	.543	0	40	1	5	31	63.6	3	13	12	0	W	ot 12-9
12/22	Miami	S	19	11	108	.579	1	23	0	3	14	91.6	3	-5	-1	0	W	20-13
01/06	at Carolina	S	29	17	198	.586	1	31	2	1	2	62.1	1	2	2	0	W	38-6
2001 Totals			15/14	413	264	2843	.639	18	91	12	41	216	86.5	36	43	12	0	11-5
01/19	Oakland	S	52	32	312	.615	0	29	1	2	15	70.4	5	16	6	1	W	ot 16-13
01/27	at Pittsburgh	S	18	12	115	.667	0	28	0	2	14	84.3	2	3	2	0	W	24-17
02/03	St. Louis	S	27	16	145	.593	1	23	0	1	7	86.2	1	3	3	0	W	20-17
2001 Postseason			3/3	97	60	572	.619	1	29	1	5	36	77.3	8	22	6	1	3-0
<div> <div>Passing</div> <div>Rushing</div> </div>																		
2002	Opponent	P/S	Att	Cmp	Yds	Pct	TD	Lg	Int	S	Yds	Rating	Rush	Yds	Lg	TD	W/L	Score
09/09	Pittsburgh	S	43	29	294	.674	3	40	0	2	14	110.0	-	-	-	-	W	30-14
09/15	at N.Y. Jets	S	35	25	269	.714	2	49	1	0	0	100.8	2	5	4	0	W	44-7
09/22	Kansas City	S	54	39	410	.722	4	38	1	4	11	110.9	1	2	2	0	W	41-38
09/29	at San Diego	S	53	36	353	.679	2	26	2	0	0	83.3	1	3	3	0	L	14-21
10/05	at Miami	S	31	17	240	.548	2	34	2	3	32	74.7	1	0	0	0	L	13-26
10/13	Green Bay	S	44	24	183	.545	1	18	3	2	17	44.0	5	26	12	0	L	10-28
10/27	Denver	S	29	15	130	.517	1	17	0	5	20	75.4	2	5	4	0	L	16-24
11/03	at Buffalo	S	26	12	265	.463	3	31	0	1	2	147.6	1	-1	-1	0	W	38-7
11/10	at Chicago	S	55	36	328	.655	3	36	1	2	13	92.1	3	16	13	0	W	33-30
11/17	at Oakland	S	30	18	172	.600	0	33	0	4	25	76.0	1	1	1	0	L	20-27
11/24	Minnesota	S	34	21	239	.618	3	27	0	2	20	112.3	6	4	5	0	W	24-17
11/28	at Detroit	S	30	18	210	.600	0	28	1	0	0	67.4	4	12	8	0	W	20-12
12/08	Buffalo	S	27	15	183	.556	2	41	0	0	0	101.3	5	-5	0	0	W	27-17
12/16	at Tennessee	S	29	14	134	.483	0	35	1	3	17	47.2	2	10	10	1	L	7-24
12/22	N.Y. Jets	S	37	19	133	.514	1	15	1	2	14	57.6	4	24	15	0	L	17-30
12/29	Miami	S	44	25	221	.568	1	23	1	1	5	68.5	4	8	4	0	W	ot 27-24
2002 Totals			16/16	601	373	3764	.621	28	49	14	31	190	85.7	42	110	15	1	9-7
<div> <div>Passing</div> <div>Rushing</div> </div>																		
2003	Opponent	P/S	Att	Cmp	Yds	Pct	TD	Lg	Int	S	Yds	Rating	Rush	Yds	Lg	TD	W/L	Score
09/07	at Buffalo	S	28	14	123	.500	0	42	4	2	20	22.5	-	-	-	-	L	0-31
09/14	at Philadelphia	S	44	30	255	.682	3	27	0	2	8	105.8	6	7	4	0	W	31-10
09/21	N.Y. Jets	S	25	15	181	.600	0	31	0	5	34	82.3	3	-1	1	1	W	23-16
09/28	at Washington	S	38	25	289	.658	2	29	3	1	8	73.2	1	2	2	0	L	17-20
10/05	Tennessee	S	31	17	219	.548	1	58	0	3	26	88.0	3	2	4	0	W	38-30
10/12	N.Y. Giants	S	21	8	112	.381	0	39	0	2	21	56.1	3	0	2	0	W	17-6
10/19	at Miami	S	34	24	283	.706	2	82	0	1	10	115.2	3	10	5	0	W	ot 19-13
10/26	Cleveland	S	33	20	259	.606	0	45	0	1	6	85.3	2	-2	-1	0	W	9-3
11/03	at Denver	S	35	20	350	.571	3	66	1	0	0	108.0	2	-1	0	0	W	30-26
11/16	Dallas	S	34	15	212	.441	0	57	0	2	9	64.8	1	3	3	0	W	12-0
11/23	at Houston	S	47	29	368	.617	2	33	2	4	24	82.6	6	15	6	0	W	ot 23-20
11/30	at Indianapolis	S	35	26	236	.743	2	31	2	2	10	87.3	2	-1	0	0	W	38-34
12/07	Miami	S	31	16	163	.516	0	25	0	3	13	67.0	2	-2	-1	0	W	12-0
12/14	Jacksonville	S	34	22	228	.647	2	32	0	2	16	103.6	1	7	7	0	W	27-13
12/20	at N.Y. Jets	S	25	15	138	.600	2	35	0	0	0	101.8	2	1	2	0	W	21-16
12/27	Buffalo	S	32	21	204	.656	4	30	0	2	14	122.9	5	23	11	0	W	31-0
2003 Totals			16/16	527	317	3620	.602	23	82	12	32	219	85.9	42	63	11	1	14-2
01/10	Tennessee	S	41	21	201	.512	1	41	0	0	0	73.3	5	5	5	0	W	17-14
01/18	Indianapolis	S	37	22	237	.595	1	28	1	0	0	76.1	5	1	2	0	W	24-14
02/01	Carolina	S	48	32	354	.667	3	52	1	0	0	100.5	2	12	12	0	W	32-29
2003 Postseason			3/3	126	75	792	.595	5	52	2	0	0	84.5	12	18	12	0	3-0

TOM BRADY'S CAREER GAME-BY-GAME (CONT.)

2004	Opponent	P/S	Passing										Rushing					
			Att	Cmp	Yds	Pct	TD	Lg	Int	S	Yds	Rating	Rush	Yds	Lg	TD	W/L	Score
09/09	Indianapolis	S	38	26	335	.684	3	29	1	2	15	111.2	1	-1	-1	0	W	27-24
09/19	at Arizona	S	26	15	219	.577	2	27	2	2	12	78.8	5	3	3	0	W	23-12
10/03	at Buffalo	S	30	17	298	.567	2	44	0	0	0	112.9	2	2	3	0	W	31-17
10/10	Miami	S	19	7	76	.368	2	28	1	1	7	62.6	4	-1	2	0	W	24-10
10/17	Seattle	S	30	19	231	.633	1	48	1	1	7	84.2	3	7	6	0	W	30-20
10/24	N.Y. Jets	S	29	20	230	.690	1	42	0	3	20	104.1	3	-3	-1	0	W	13-7
10/31	at Pittsburgh	S	43	25	271	.581	2	23	2	4	28	72.9	-	-	-	-	L	20-34
11/07	at St. Louis	S	31	18	234	.581	2	50	0	2	9	103.4	3	1	3	0	W	40-22
11/14	Buffalo	S	35	19	233	.543	2	47	1	2	13	82.2	1	2	2	0	W	29-6
11/22	at Kansas City	S	26	17	315	.654	1	48	0	1	6	119.9	5	-1	3	0	W	27-19
11/28	Baltimore	S	30	15	172	.500	0	37	0	1	2	67.6	3	3	4	0	W	24-3
12/05	at Cleveland	S	20	11	157	.550	1	44	1	2	14	76.5	1	10	10	0	W	42-15
12/12	Cincinnati	S	26	18	260	.692	2	48	0	1	3	127.1	5	2	3	0	W	35-28
12/20	at Miami	S	29	18	171	.621	3	31	4	2	15	73.3	2	-2	-1	0	L	28-29
12/26	at N.Y. Jets	S	32	21	264	.656	2	35	0	1	6	112.0	4	3	5	0	W	23-7
01/02	San Francisco	S	30	22	226	.733	2	25	1	1	5	102.9	1	3	3	0	W	21-7
2004 Totals			16/16	474	288	3692	.608	28	50	14	26	162	92.6	43	28	10	0	14-2
01/16	Indianapolis	S	27	18	144	.667	1	17	0	3	29	92.2	4	6	3	1	W	20-3
01/23	at Pittsburgh	S	21	14	207	.667	2	60	0	2	11	130.5	2	-2	-1	0	W	41-27
02/06	Philadelphia	S	33	23	236	.697	2	27	0	2	17	110.2	1	-1	-1	0	W	24-21
2004 Postseason			3/3	81	55	587	.679	5	60	0	7	57	109.4	7	3	3	1	3-0
2005	Opponent	P/S	Passing										Rushing					
			Att	Cmp	Yds	Pct	TD	Lg	Int	S	Yds	Rating	Rush	Yds	Lg	TD	W/L	Score
09/08	Oakland	S	38	24	306	.632	2	35	0	0	0	105.8	3	-1	0	0	W	30-20
09/18	at Carolina	S	44	23	270	.523	1	71	1	2	21	69.3	-	-	-	-	L	17-27
09/25	at Pittsburgh	S	41	31	372	.756	0	30	1	3	26	92.7	-	-	-	-	W	23-20
10/02	San Diego	S	32	19	224	.594	1	30	1	1	8	78.1	2	4	4	0	L	17-41
10/09	at Atlanta	S	27	22	350	.815	3	55	1	1	8	140.4	1	1	1	0	W	31-28
10/16	at Denver	S	46	24	299	.522	1	49	0	0	0	79.9	1	12	12	0	L	20-28
10/30	Buffalo	S	21	14	199	.667	1	37	0	3	19	113.0	1	4	4	0	W	21-16
11/07	Indianapolis	S	33	22	265	.667	3	35	0	1	18	121.4	1	-1	-1	0	L	21-40
11/13	at Miami	S	36	21	275	.583	2	59	2	2	1	77.9	1	-1	-1	0	W	23-16
11/20	New Orleans	S	29	15	222	.517	3	60	0	3	28	111.6	1	5	5	0	W	24-27
11/27	at Kansas City	S	40	22	248	.550	1	25	4	3	16	42.5	1	15	15	0	L	16-26
12/04	N.Y. Jets	S	37	27	271	.730	0	25	0	2	20	93.4	4	19	7	0	W	16-3
12/11	at Buffalo	S	38	29	329	.763	2	40	2	1	1	97.4	4	17	9	1	W	35-7
12/17	Tampa Bay	S	31	20	258	.645	3	37	0	1	5	122.8	3	6	3	0	W	28-0
12/26	at N.Y. Jets	S	29	18	185	.621	2	23	1	3	17	89.0	3	7	3	0	W	31-21
01/01	Miami	S	8	3	37	.375	1	18	1	0	0	52.6	1	2	2	0	L	26-28
2005 Totals			16/16	530	334	4110	.630	26	71	14	26	188	92.3	27	89	15	1	10-6
01/07	Jacksonville	S	27	15	201	.556	3	63	0	4	12	116.4	2	9	7	0	W	28-3
01/14	at Denver	S	36	20	341	.556	1	73	2	0	0	74.0	1	-1	-1	0	L	13-27
2005 Postseason			2/2	63	35	542	.556	4	63	2	4	12	92.2	3	8	7	0	1-1
2006	Opponent	P/S	Passing										Rushing					
			Att	Cmp	Yds	Pct	TD	Lg	Int	S	Yds	Rating	Rush	Yds	Lg	TD	W/L	Score
09/10	Buffalo	S	23	11	163	.478	2	34	1	3	27	82.3	5	3	3	0	W	19-17
09/17	at N.Y. Jets	S	29	15	220	.517	1	29	1	1	9	73.9	1	-1	-1	0	W	24-17
09/24	Denver	S	55	31	320	.564	1	31	0	0	0	79.4	2	7	5	0	L	7-17
10/01	at Cincinnati	S	26	15	188	.577	2	35	1	0	0	89.9	2	21	22	0	W	38-13
10/08	Miami	S	29	16	140	.552	2	15	0	1	6	91.2	4	-3	0	0	W	20-10
10/22	at Buffalo	S	27	18	195	.667	2	35	0	4	24	112.4	2	2	3	0	W	28-6
10/30	at Minnesota	S	43	29	372	.674	4	45	1	3	27	115.6	1	1	1	0	W	31-7
11/05	Indianapolis	S	35	20	201	.571	0	39	4	0	0	34.0	3	13	9	0	L	20-27
11/12	N.Y. Jets	S	36	24	253	.667	1	33	1	4	21	84.6	-	-	-	-	L	14-17
11/19	at Green Bay	S	31	20	244	.645	4	54	0	1	4	128.2	4	6	8	0	W	35-0
11/26	Chicago	S	33	22	267	.667	1	40	2	0	0	76.2	6	12	11	0	W	17-13
12/03	Detroit	S	38	27	305	.711	0	28	1	2	21	83.8	6	9	4	0	W	28-21
12/10	at Miami	S	25	12	78	.480	0	21	0	4	20	55.1	-	-	-	-	L	0-21
12/17	Houston	S	23	16	109	.696	2	43	0	1	4	108.8	2	2	3	0	W	40-7
12/24	at Jacksonville	S	39	28	249	.718	1	36	0	1	7	97.1	10	31	9	0	W	24-21
12/31	at Tennessee	S	24	15	225	.625	1	62	0	1	5	107.1	1	-1	-1	0	W	40-23
2006 Totals			16/16	516	319	3529	.618	24	62	12	26	175	87.9	49	102	22	0	12-4
01/07	N.Y. Jets	S	34	22	212	.647	2	31	0	1	12	101.6	2	14	12	0	W	37-16
01/14	at San Diego	S	51	27	280	.529	2	49	3	2	4	57.6	2	3	4	0	W	24-21
01/21	at Indianapolis	S	34	21	232	.618	1	27	1	1	6	79.5	4	1	2	0	L	34-38
2006 Postseason			3/3	119	70	724	.588	5	49	4	4	22	76.5	8	18	12	0	2-1

TOM BRADY'S CAREER GAME-BY-GAME (CONT.)

2007	Opponent	P/S	Passing										Rushing					W/L	Score
			Att	Cmp	Yds	Pct	TD	Lg	Int	S	Yds	Rating	Rush	Yds	Lg	TD			
09/09	at N.Y. Jets	S	28	22	297	.786	3	51t	0	0	0	146.6	1	4	4	0	W	38-14	
09/16	San Diego	S	31	25	279	.806	3	34	1	2	16	123.0	1	2	2	0	W	38-14	
09/23	Buffalo	S	29	23	311	.793	4	45t	0	1	3	150.9	1	2	2	0	W	38-7	
10/01	at Cincinnati	S	32	25	231	.781	3	23	1	0	0	115.0	2	-2	-1	0	W	34-13	
10/07	Cleveland	S	38	22	265	.579	3	35	0	0	0	105.7	-	-	-	-	W	34-17	
10/14	at Dallas	S	46	31	388	.674	5	69t	0	3	15	129.6	3	5	3	0	W	48-27	
10/21	at Miami	S	25	21	354	.840	6	50t	0	1	10	158.3	-	-	-	-	W	49-28	
10/28	Washington	S	38	29	306	.763	3	35	0	1	0	125.5	4	14	7	2	W	52-7	
11/04	at Indianapolis	S	32	21	255	.656	3	55	2	2	18	95.2	5	14	19	0	W	24-20	
11/18	at Buffalo	S	39	31	373	.795	5	43	0	0	0	146.1	2	9	5	0	W	56-10	
11/25	Philadelphia	S	54	34	380	.630	1	42	0	3	18	90.0	3	16	12	0	W	31-28	
12/03	at Baltimore	S	38	18	257	.474	2	43	1	3	21	76.3	2	14	12	0	W	27-24	
12/09	Pittsburgh	S	46	32	399	.696	4	63t	0	0	0	125.2	1	4	4	0	W	34-13	
12/16	N.Y. Jets	S	27	14	140	.519	0	46	1	1	6	51.5	4	9	4	0	W	20-10	
12/23	Miami	S	33	18	215	.545	3	48	2	3	11	79.7	4	11	10	0	W	28-7	
12/29	at N.Y. Giants	S	42	32	356	.762	2	65t	0	1	10	116.8	4	-4	-1	0	W	38-35	
2007 Totals	16/16		578	398	4806	.689	50	69t	8	21	128	117.2	37	98	19	2		16-0	
01/12	Jacksonville	S	28	26	262	.929	3	53	0	1	4	141.4	2	1	2	0	W	31-20	
01/20	San Diego	S	33	22	209	.667	2	18	3	2	11	66.4	2	-2	-1	0	W	21-12	
02/03	N.Y. Giants	S	48	29	266	.604	1	19	0	5	37	82.5	-	-	-	-	L	14-17	
2007 Postseason	3/3		109	77	737	.706	6	53	3	8	52	96.0	4	-1	2	0		2-1	



WESLEY BRITT

6-8 ➤ **320 lbs** ➤ **Born 11/21/81** ➤ **Exp. (NFL/Patriots): 3/3**
GP/GS (Playoffs): 14/2 (0/0) ➤ **Acq: FA-06** ➤ **Alabama** ➤ **Cullman, Ala.**

CAREER TRANSACTIONS

Wesley Britt was signed to the Patriots active roster on January 30, 2006 ... Originally drafted by the San Diego Chargers in the fifth round (164th overall) of the 2005 NFL Draft ... Released by the Chargers (9/4/05) ... Signed to the Patriots practice squad (9/5/05).

SEASONAL REVIEWS

➤ **2007 (4/1, 0/0):** Played in four games, including his second career start and his first start at tight end ... Saw his first action of the season in a reserve role at tackle in the Patriots' Monday Night Football victory at the Cincinnati Bengals (10/1) ... Played in reserve on special teams protection units and saw several snaps lined up as an eligible receiver at tight end in the Patriots' win over the New York Jets (12/16) ... Played in reserve on special teams protection units and was utilized as a tight end as an eligible receiver in short yardage and goal-line situations against the Miami Dolphins (12/23) ... Made his second career start as the Patriots offense opened up in a two tight end set and played in reserve on special teams protection units as the Patriots completed the season undefeated with a win over the New York Giants (12/29).

EXTRA POINTS

➤ Wesley and Patriots Hall of Famer John Hannah both played for the University of Alabama and have another interesting parallel – they each had younger brothers who also played on the offensive line for the Crimson Tide. Wesley's brother Taylor Britt graduated in 2005, while his brother Justin Britt graduated in 2008. Hannah's brothers Charley and David both also played for Alabama.

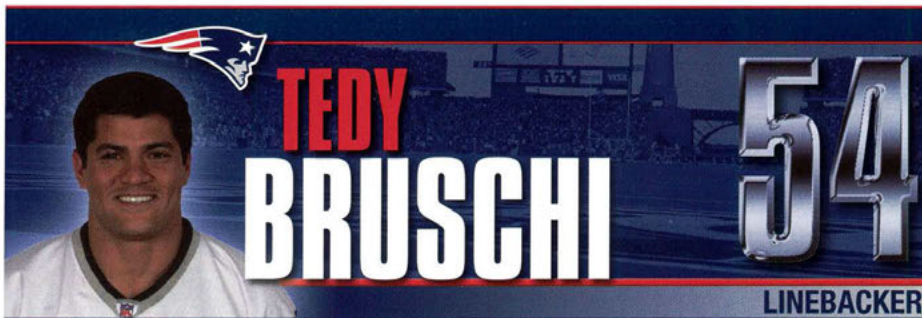
➤ **2005 (0/0):** Spent the entire season as a member of the Patriots' practice squad ... Spent training camp with the San Diego Chargers, but was released (9/5) and signed to the Patriots practice squad the next day.

COLLEGE

Started all 46 of his games at Alabama ... Named third-team All-American by Associated Press and second team by Rivals.com as a senior in 2004 ... First team All-Southeastern Conference by the Associated Press and league's coaches in 2002, 2003 and 2004 ... Named to 2004 SEC Good Works Team ... Missed the final four games of his junior season with a broken leg ... Started every game in 2001, 2002 and 2004 ... Redshirted in 2000.

PERSONAL

Wesley Britt was born November 21, 1981 in Cullman, Ala. ... He was a SuperPrep All-American as a senior at Cullman High School ... All State and Class 5A Lineman of Year in state ... Also played defensive line ... Won discus title as a junior with throw of 142 feet and six inches ... He is from an athletic family, with both his brothers, Taylor and Justin, also playing football for Alabama, his sister Melissa playing volleyball at South Alabama and his sister Lindsey playing softball at Alabama-Birmingham ... Participated in the 2007 Salvation Army Holiday Party at Gillette Stadium with nearly 250 children from the Boston and Providence Salvation Army centers ... Graduated from Alabama with a degree in business management ... Wesley is married to Katie.



6-1 ➤ **247 lbs** ➤ **Born 6/9/73** ➤ **Exp. (NFL/Patriots): 13/13**
GP/GS (Playoffs): 176/127 (22/17) ➤ **Acq: D3-96 (86th)** ➤ **Arizona** ➤ **Roseville, Calif.**

PRO BOWLS: SUPER BOWLS:



CAREER TRANSACTIONS

Tedy Bruschi was drafted by the Patriots in the third round (86th overall) of the 1996 NFL Draft ... The selection was obtained from Detroit along with a 1996 fourth-(Chris Sullivan) and sixth-round (Mario Grier) selection in exchange for New England's 1996 third-round selection (76th overall, Ryan Stewart).

CAREER HIGHLIGHTS

- Bruschi has averaged 112 tackles over the last five seasons. His 2003-07 total of 560 stops are the most on the team over that span. Over that time, the Patriots allowed an average of 16.84 points per game, the best total in the NFL.
- Bruschi has led the team in tackles in each of the last two seasons entering 2008 (124 in 2006, 99 in 2007).
- Bruschi enters the 2008 season having played in 176 regular-season games for the Patriots since joining the team in 1996. His 176 games rank eighth in team history.
- Bruschi has played in 22 career playoff games, the highest total in Patriots history and tied for the highest total of any active NFL player in 2008 (Adam Vinatieri).
- Bruschi has played in five Super Bowls with the Patriots over his 12-year career, tying the NFL's second highest Super Bowl appearance total, trailing only Mike Lodish (six Super Bowls with Buffalo and Denver). Bruschi's five Super Bowls ties the NFL record for a linebacker.
- In 2007, Bruschi was a defensive captain and led the team with 99 tackles as the Patriots allowed just 288.3 yards per game, the franchise's best such figure in 25 years.
- In 2007, Bruschi was a key leader on the first team in NFL history to complete a 16-0 regular season, as the Patriots

tied the NFL's all-time mark with 18 overall victories and set a league record for point differential, outscoring opponents by 315 points.

- In 2006, Bruschi was a captain on a Patriots defense that set a franchise record by allowing just 14.81 points per game. The defense allowed just 237 points, the fewest by any Patriots club over a 16-game season.
- Bruschi led the Patriots with 124 tackles (67 solo) in 2006, marking the first time in his 11-year career that he led the team in tackles. He has finished second on the team in tackles on four occasions (1999, 2002, 2003, 2004).

EXTRA POINTS

- In 2005, Tedy established "Tedy's Team", a vehicle to help battle stroke, the number one cause of disability in the United States. After Tedy suffered a stroke in February 2005, he dedicated himself to raising funds and awareness to fight stroke along with the American Stroke Association. Members of Tedy's Team have run in the Boston Marathon and the Falmouth Road Race and have raised hundreds of thousands of dollars for stroke research. Find out more at www.runtoendstroke.org.
- Tedy is the author of "Never Give Up: My Stroke, My Recovery, and My Return to the NFL", a book detailing his return to the Patriots following his 2005 stroke.
- Tedy tied Derrick Thomas' all-time NCAA Division I-A record with 52 career quarterback sacks while leading Arizona's "Desert Swarm" defense.

- In the 2006 playoffs, Bruschi led the Patriots with 24 tackles (16 solo), marking the highest playoff tackle total of his career. He also led the team with 23 tackles (15 solo) in the 2007 playoffs.
- Bruschi, the NCAA's all-time sack leader, has provided 30.5 sacks in 12 seasons as a Patriot. The Patriots are 20-2 in the 28 regular season games in which Bruschi has recorded at least one sack.
- Since 2002, Bruschi's nose for the ball has created seven defensive touchdowns. He scored four of those touchdowns on interception returns (two in both 2002 and 2003), forced two fumbles that were picked up and returned for scores (10/03/04 and 11/28/04), and tipped a pass that was grabbed by James Sanders and returned for a touchdown (12/11/05).
- In December, 2005, Bruschi was a key part of a run-stuffing unit that allowed an average of just 31.3 rushing yards per game during the month as the Patriots won all four contests to claim the 2005 AFC East title.
- Bruschi helped to anchor a Patriots defense that set a franchise record by allowing a total of just 10 points over a three-game span from 12/04/05 to 12/17/05.
- In his first game after suffering a stroke that sidelined him for the first six games of the 2005 season, Bruschi earned AFC Defensive Player of the Week honors following a 10-tackle performance against Buffalo (10/30/05).
- Bruschi earned his first Pro Bowl nod in 2004 after a season in which he co-captained a Patriots defense that allowed 16.25 points per game, the second fewest in the NFL and the third fewest in franchise history. As a team captain, Bruschi's relentless work ethic and on-field intensity have helped to set the tone for the entire team.
- Bruschi is the only player in NFL history to return four consecutive interceptions for touchdowns and his career total of four picks returned for scores ranks second in Patriots history. He is tied for fourth in NFL history among linebackers, and Bruschi is the only Patriots linebacker to return multiple interceptions for scores in a single season (2002 and 2003).
- Bruschi's 12 career interceptions rank fourth all-time among Patriots linebackers. Eleven of his 12 regular-season picks have come in the last seven seasons. Bruschi also has two postseason interceptions to his credit, including one in the fourth quarter of Super Bowl XXXIX.
- In the 2004 regular season, Bruschi finished second on the team with 128 tackles (84 solo) and tied for second on the team with three interceptions. His solid play continued in the playoffs, where he finished second on the squad with 23 tackles (18 solo) and added a sack, an interception, a forced fumble and two fumble recoveries.
- Bruschi was named the AFC Defensive Player of the Week three times in 2004. He earned the honor twice in the regular season (Weeks 4 and 17) and also won it following a 20-3 win over Indianapolis in the Divisional Playoffs, when he forced a fumble and recovered two fumbles as the Patriots defense held the highly-regarded Colts offense to just three points.
- Bruschi recorded a single-game career high 17 tackles (7 solo) against the New York Jets (11/12/06).
- Bruschi ranked second on the team with 137 tackles (87 solo) in 2003, just three shy of Rodney Harrison's team-leading 140 stops. His 137 tackles were just one short of his career high, set in 1999.
- In 2003, Bruschi was a captain of a Patriots defense that became the first defensive unit in 65 years not to allow a touchdown in four consecutive home games in

TEDY BRUSCHI'S SINGLE-GAME CAREER HIGHS

Regular Season

Tackles:	17	vs. N.Y. Jets (11/12/06)
Solos:	12	vs. Cincinnati (12/12/04)
Assists:	10	vs. N.Y. Jets (11/12/06)
Sacks:	2	Three times, most recent vs. Cleveland (10/7/07)
Interceptions:	1	12 times, most recent at N.Y. Jets (9/17/06)
Int. Return Yards:	48+	at Oakland (11/17/02)
Passes Defensed:	5	at Philadelphia (9/14/03)
Forced Fumbles:	1	18 times, most recent vs. Tampa Bay (12/17/05)
Fumble Recoveries:	1	Six times, most recent at Buffalo (10/22/06)
Touchdowns:	1	Four times, most recent vs. Miami (12/7/03)

one season. The last team to accomplish the feat was the 1938 New York Giants.

- Bruschi was named the AFC Defensive Player of the Week twice in 2003, following his contributions to Patriots victories in Week Two at Philadelphia and in the AFC East-clinching victory over Miami in Week 14.
- Bruschi tied a career-high and ranked third on the team with 4.5 sacks in 2002.
- Bruschi started nine of 15 games in 2001 and finished third on the team with 73 tackles.
- Bruschi recorded 15 tackles (13 solo), including 1.5 sacks during the 2001 postseason.
- Bruschi started all 16 games at linebacker in 2000 and finished the season with 105 tackles (68 solos). It was his second consecutive season with more than 100 tackles (138 in 1999).
- Bruschi started 14 games in 1999 and finished second on the team with 138 total tackles, including two sacks.
- Bruschi earned the starting outside linebacker responsibilities at mid-season in 1998 and finished fourth on the team with 81 tackles.
- Bruschi recorded two sacks in Super Bowl XXXI vs. Green Bay, just one shy of the Super Bowl record (Reggie White, 3.0, Super Bowl XXXI).
- Bruschi scored his first career touchdown (at any level of competition) at Baltimore (10/06/96) when he picked up a loose ball after a Larry Whigham blocked punt and returned it four yards for a score.
- Bruschi recorded a single-game career high with a pair of sacks and also forced his first career fumble at Baltimore (10/06/96).

SEASONAL REVIEWS

- **2007 (16/16, 3/3):** Played in and started all 16 regular-season games at inside linebacker for the fourth time in his career ... Was voted a defensive captain for the 2007 season by his teammates ... Led the team in tackles (99) and solo tackles (69) ... Also led the team with 23 tackles in the playoffs ... Led the team in tackles four times in 2007 (at DAL, at MIA, at BAL, vs. PIT) and shared the team lead twice (at BUF, vs. MIA) ... Tied a single-game career high with a two-sack performance in the Patriots' victory over the Cleveland Browns (10/7) and became the 13th player to record 30 or more sacks in a Patriots uniform ... Took down Browns quarterback Derek Anderson for a 10-yard loss just before halftime ... Got to Anderson a second time

HONORS AND AWARDS

2007

NFL.com's All-Interview Team

2006

Senator Paul E. Tsongas Award for Exemplary Public Service
Rhode Island Italian-American Hall of Fame Inductee

2005

Associated Press NFL Co-Comeback Player of the Year
Ed Block Courage Award
Maxwell Football Club's Spirit Award
AFC Defensive Player of the Week (Wk 8)
NFL.com's All-Interview Team
USA Today's All-Joe Team

2004

AFC Pro Bowl
Associated Press All-Pro Second Team
Football Digest All-Pro Second Team
AFC Defensive Player of the Week (Wk 4)
AFC Defensive Player of the Week (Wk 17)
AFC Defensive Player of the Week (Divisional Playoffs)
NFL.com's All-Interview Team

2003

Captain of Phil Simms' All-Iron Team
Howie Long's Toughman
SI.com's All-Pro Team
AFC Defensive Player of the Week (Wk 2)
AFC Defensive Player of the Week (Wk 14)
USA Today's All-Joe Team

2000

Ed Block Courage Award
Shaw's Supermarkets 12th Man Award

for a 6-yard loss in the third quarter ... Tied with Vince Wilfork for the team lead in tackles with eight ... Led the defense with seven tackles (5 solo) in the Patriots' win at the Dallas Cowboys (10/14) ... Led the team with a season-high 11 solo tackles in the Patriots' win at the Miami Dolphins (10/21) ... Second on the team with nine tackles (5 solo) in the Patriots' win over the Washington Redskins (10/28) ... Tied for the team lead with six tackles (two solo) at the Buffalo Bills (11/18) ... Led the Patriots with a season-high 12 tackles (8 solo) in the Patriots' comeback win over the Baltimore Ravens (12/3) ... Led the team in tackles with 11, including eight solo tackles in the Patriots' victory over the Pittsburgh Steelers (12/9) ... Tied for the team lead with seven tackles (6 solo) and a pass defended versus the Miami Dolphins (12/23) ... Batted down Cleo Lemon's pass intended for Justin Peelle at the goal line on fourth and four in the second quarter, forcing Miami to turn the ball over on downs ... Tied for the team lead with seven tackles (6 solo) in the Patriots' win over the San Diego Chargers in the AFC Championship Game (1/20) ... Started at inside linebacker as he played in his 21st career playoff game, passing Troy Brown (20) for the most in Patriots history ... Broke up a Philip Rivers pass intended for Antonio Gates with a diving play at the goal line on a Chargers' second-quarter drive on which they were held to just a field goal ... Made eight tackles (5 solo) against the New York Giants in Super Bowl XLII (2/3).

➤ **2006 (15/14, 3/3):** Was voted a defensive captain by his teammates ... Started the final 14 games at linebacker after missing the first game of the season and returning as a reserve in Week Two ... Finished first on the team with 124 tackles ... Led the team or tied for the team lead in tackles

seven times (at CIN, vs. MIA, vs. NYJ, at GB, vs. DET, at MIA, vs. HOU) ... Led the team or tied for the team lead in passes defended three times (at NYJ, vs. DEN, at GB) ... Notched a career-high 17 tackles against the N.Y. Jets (11/12) ... Led the team with 25 tackles in the 2006 postseason ... Against the N.Y. Jets (9/17), sealed the Patriots' victory by intercepting Chad Pennington's last-ditch effort pass in the fourth quarter ... Started at linebacker and tied for the team lead with seven tackles (3 solo) against Cincinnati (10/1) ... Led the team with 11 tackles (5 solo) and a fumble recovery against Miami (10/8) ... Recovered a Ronnie Brown fumble that was forced by Rodney Harrison early in the first quarter ... Started at inside linebacker and registered a career-high 17 tackles (7 solo) and a pass defended against the N.Y. Jets (11/12) ... Batted down a pass intended for Chris Baker in the final stanza ... Stonewalled Kevan Barlow for a 2-yard loss on a rush up the middle in the fourth quarter ... Led the team with nine tackles (8 solo), a half a sack and a pass defended at Green Bay (11/19) ... Teamed with Tully Banta-Cain to sack Brett Favre for a 10-yard loss late in the second quarter ... Knocked down a pass intended for Donald Driver, nearly intercepting it, in the third quarter ... Tied for the team lead with 11 tackles (9 solo), a sack and two quarterback hits against Detroit (12/3) ... Teamed with Tully Banta-Cain to stop Kevin Jones for no gain on a rush up the middle in the third quarter ... Tripped up Jon Kitna for a 1-yard sack in the third quarter ... Led the team with 11 tackles (6 solo) against Miami (12/10) ... Started at inside linebacker and led the team with 10 tackles (4 solo) against Houston (12/17) ... Tipped a pass that was then intercepted by James Sanders in the first quarter ... Led the team with nine tackles (4 solo) and a pass defended in a wild card game against the Jets (1/7) ... Led the team with 11 tackles and a pass defended in the divisional playoffs at San Diego (1/14) ... Halted a San Diego drive by breaking up a pass intended for LaDainian Tomlinson on third-and-four in the second quarter.

➤ **2005 (9/9, 1/1):** Began the season on the physically unable to perform list after suffering a stroke in February 2005 ... Activated off the physically unable to perform list on Oct. 29, 2005 Returned to the lineup and was named AFC Defensive Player of the Week after collecting 10 tackles (4 solo) against Buffalo (10/30) ... Started nine of the Patriots' last 10 games at inside linebacker ... Helped to anchor a defensive unit that allowed an average of just 31.3 rushing yards per game in the month of December ... Co-captained a defense that allowed a total of just 10 points over three games (12/4-12/17), setting a franchise record for the fewest points allowed in a three-game period ... Notched six tackles and two passes defended against Miami (11/13) ... Made a diving play to deflect a third down pass intended for Wes Welker in the second quarter. Knocked down a pass intended for Randy McMichael in the third quarter ... Led the team with 15 tackles (10 solo), two sacks, a forced fumble and a pass defended against Tampa Bay (12/17) ... Sacked Chris Simms for an 11-yard loss and forced a fumble that was recovered by Tampa Bay. Dropped Simms for an 8-yard loss with a blitz up the middle in the fourth quarter.

➤ **2004 (16/16, 3/3):** Named to his first career Pro Bowl ... Started all 16 games at inside linebacker, marking the third time in his career he has started every game ... Finished second on the team with 128 tackles (84 solo) ... Finished tied for second on the team with three interceptions ... Finished second on the team in the playoffs with 23 tackles (18 solo) ... Recorded a sack and an interception in the Patriots' Super Bowl XXXIX victory ... Was voted a defensive captain for the 2004 season by his teammates ... Named

AFC Defensive Player of the Week three times ... Collected a career-high 16 tackles against Pittsburgh (10/31/04) ... Two of his three forced fumbles were recovered and returned for touchdowns ... Named AFC Defensive Player of the Week after registering eight tackles (6 solo), a half sack and a forced fumble against Buffalo (10/3) ... Tackled Drew Bledsoe for a seven-yard loss on a critical fourth-and-three late in the game, forcing a fumble that was scooped up by Richard Seymour and returned 68 yards for a touchdown ... Finished tied for second on the team with a then career-high 16 tackles (8 solo) against the Pittsburgh Steelers (10/31) ... Collected seven tackles (4 solo), a sack and a forced fumble against Baltimore (11/28) ... Sacked Kyle Boller for a 12-yard loss and forced a fumble that was recovered by Jarvis Green for a touchdown in the fourth quarter ... Named AFC Defensive Player of the Week after leading the team with 14 tackles (8 solo) and forced a fumble against San Francisco (1/2) ... Named NFL Defensive Player of Divisional Weekend after registering eight tackles (5 solo), a forced fumble and two fumble recoveries in the Patriots' 20-3 victory over the Indianapolis Colts (1/16) ... Was a key part of a defense that held the vaunted Colts offense to a season-low three points ... Stonewalled Dominic Rhodes for a 2-yard loss on a screen pass, while simultaneously stripping him of the ball ... Finished tied for second on the team with seven tackles (6 solo), including a sack and an interception in the Patriots' 24-21 victory over the Philadelphia Eagles in Super Bowl XXXIX ... Sacked Donovan McNabb for a 10-yard loss on a blitz in the first quarter ... Intercepted a McNabb pass intended for L.J. Smith in the fourth quarter.

➤ **2003 (16/16, 3/3):** Started all 16 games at inside linebacker as one of four defensive players to start all 16 games ... Was voted a defensive captain for the 2003 season by his teammates ... Led the team with seven double-digit tackle performances ... Ranked second on the team with 137 tackles (87 solo) ... Finished third on the team with 16 passes defended ... Named AFC Defensive Player of the Week in Weeks Two and 14 ... Was a captain of a defensive unit that allowed an average of just 3.7 points per game in the last six home contests ... Part of a Patriots defense that led the NFL in opponents' points per game (14.9), opponents' passer rating (56.2), interceptions (29) and passing touchdowns surrendered (11) ... Helped the Patriots run defense rank fourth in the NFL, up from 31st in the NFL in 2002 ... Ranked fourth on the team with 18 tackles (10 solo) in the postseason ... Earned AFC Defensive Player of the Week honors for his performance against the Philadelphia Eagles (9/14) ... Recorded six tackles (4 solo) and picked off a Donovan McNabb pass in the fourth quarter and returned it 18 yards for his third career touchdown. Collected a team-high and career-high five passes defended ... Registered a season-high 13 tackles (8 solo) against the N.Y. Giants (10/12), marking his fourth straight game with 10 or more tackles ... Registered seven tackles (5 solo) and an interception return for a touchdown in the Patriots' AFC East clinching 12-0 victory over the Miami Dolphins (12/7), earning AFC Defensive Player of the Week honors. Intercepted Jay Fiedler and returned it five yards for a touchdown to give the Patriots a 10-0 lead in the fourth quarter ... Led the team with nine tackles (5 solo) in the Patriots' 17-14 divisional playoff victory over the Tennessee Titans (1/10) ... Tallied four tackles (2 solo) in the Patriots' thrilling 32-29 Super Bowl XXXVIII victory over the Carolina Panthers.

➤ **2002 (11/9):** Voted a defensive captain for the 2002 season by his teammates ... Ranked seventh on the team with 65 tackles (45 solo) despite missing five games due to injury ... Recorded three double-digit tackles games,

including a season-high 11 at San Diego (9/29) ... Tied for third on the team with a career high 4.5 sacks ... Returned two interceptions for touchdowns (at Oakland, 11/17 and at Detroit, 11/28), the seventh time a Patriot interceptor has reached the end zone twice in a single season and the first time a linebacker has accomplished the feat ... Played in his 100th career game at Buffalo (11/3) ... Returned to the starting lineup at middle linebacker and led the team with a season-high 11 tackles (8 solo) against San Diego (9/29) ... Tied for the team lead with 10 tackles (7 solo) against Oakland (11/17). Scored the second touchdown of his career when he intercepted a Rich Gannon pass and brought it back 48 yards for the score ... Returned an interception 27 yards for a touchdown on the Lions second play from scrimmage and gave the Patriots a 10-0 lead on their way to a 20-12 victory over Detroit on Thanksgiving (11/28). Marked the second time in three weeks and the third time in his career he returned an interception for a score.

➤ **2001 (15/9, 3/3):** Started nine of 15 regular season games at linebacker and finished third on the team with 73 tackles (54 solo) ... Credited with two sacks, forced three fumbles and recovered one ... Registered a then career-high two interceptions ... Part of Patriots defense that limited opponents to only 272 points, their lowest total since the NFL switched to a 16-game schedule (1978) ... Tallied 15 tackles (13 solo), including 1.5 sacks during the postseason ... Registered a season-high 10 tackles (8 solo) against Cleveland (12/9) and was a part of defensive front that held the Browns to just 50 yards rushing on 19 carries (2.6 avg.) ... Finished second on the team with nine tackles (8 solo), including a sack of Raiders quarterback Rich Gannon in the Patriots' divisional playoff victory over Oakland (1/19) ... Teamed with Ted Johnson to sack Kordell Stewart for a loss of three yards against Pittsburgh in the AFC Championship Game ... Later recovered a Stewart fumble and returned it one yard to the Pittsburgh 35-yard line. Part of defensive front that held Pittsburgh to just 58 yards rushing and 2.6 yards per carry in their 24-17 victory in the AFC Championship game ... Recorded four solo tackles in the Patriots 20-17 victory over the St. Louis Rams in Super Bowl XXXVI, including a stop of Marshall Faulk for no gain.

➤ **2000 (16/16):** Started all 16 games at weakside linebacker and finished with 105 tackles (68 solo) ... It was his second consecutive season with over 100 tackles (138 in 1999) ... Recorded double-digit tackles in two games and at least seven tackles in seven games ... Led team in tackles during five games in 2000 ... Opened the season with a team-leading 12 tackles against Tampa Bay (9/3) ... Led team for the third straight game with a season-high 13 tackles (8 solo) against Minnesota (9/17) ... Ran Daunte Culpepper out of bounds for first sack of season ... Closed out the season with eight tackles against the Miami Dolphins (12/24), eclipsing the 100-tackle mark for the second straight year.

➤ **1999 (14/14):** Started 14 games at outside linebacker and recorded a career-high 138 total tackles, including two

BRUSCHI LEADING TACKLER IN 2007

Defensive co-captain Tedy Bruschi led the Patriots for the second straight year with 99 tackles (69 solo) in 2007. In 2006, he paced the club with 124 stops, marking the first time in his 12-year career that he led the Patriots in tackles. Since the beginning of the 2003 season, Bruschi enters 2008 having recorded a team-high 560 tackles and totaled 120 or more tackles three times in the four seasons leading into 2007.

sacks ... Helped lead a spirited defensive unit which ranked eighth overall in the NFL in 1999, the highest ranking by a Patriots defensive unit since 1988 (fourth) ... Finished second on the team in tackles, despite missing two games due to injury ... Credited with his first career interception, one of six passes defended on the year ... Recorded double-digit tackle totals in seven games ... Led the team (or shared the lead) in tackles during four games ... Opened the season recording a then career-high 14 total tackles and tied his career high with eight solo stops in a 30-28 victory over the Jets (9/12) ... His 14 tackles co-led the team, along with Milloy. Recorded his first sack of the season on Rick Mirer's first play of the game ... Named defensive co-captain for the game and earned Miller Lite Player of the Game honors for the first time of his career after recording a game-high 14 tackles against the Bills (11/28) ... Earned Miller Lite Player of the Game honors for the second consecutive week while leading the Patriots to a 13-6 victory over the Cowboys (12/5), the Patriots first win of the series in franchise history. Collected eight tackles (4 solo), a pass defended and helped hold Emmitt Smith to just 75 yards rushing, his second-lowest total of the season, snapping a three game 100-yard rushing streak ... Recorded the first interception of his career when he stepped in front of Duce Staley to pick off a Koy Detmer attempt in a tilt against the Eagles (12/19). Finished the game with 12 tackles.

➤ **1998 (16/7, 1/1):** Played in every game for the third consecutive year ... Replaced an injured Todd Collins at weak-side linebacker at Buffalo (11/15) and started the last eight games of the season, including the Patriots wild-card playoff game in Jacksonville (1/3) ... Finished fourth on the team with a then career-high 81 tackles, including a pair of sacks ... Opened the season in his now familiar role as a pass rush specialist, rushing the passer from a down-lineman position in the Patriots nickel and dime defenses ... Collected three tackles, including a sack, a forced fumble and two special teams tackles in a 40-10 victory over Kansas City (10/11) ... Provided eight stops (6 solos), recorded a then career-high three passes defended and forced his second fumble of the season in a 25-21 victory over Buffalo (11/29).

➤ **1997 (16/1, 2/0):** Saw action in every game for the second consecutive season ... Posted 30 defensive tackles, including four sacks, and added 13 special teams stops ... His four sacks and 13 special teams tackles each ranked third on the team ... Forced two fumbles, recovered one ... Made his NFL starting debut at weak-side linebacker at Indianapolis (9/7) and responded with four tackles, including his first sack of the season, and a fumble recovery ... Selected as special teams captain against Green Bay (10/27) and recorded a season-high five defensive tackles ... Collected three tackles in each of the Patriots playoff games, vs. Miami (12/28) and at Pittsburgh (1/3).

➤ **1996 (16/0, 3/0):** Played in every game as a rookie, filling a role as a pass rush specialist and playing on many special teams units ... Finished the season with 11 tackles, including four sacks ... Ranked third on the team with 17 special teams tackles ... Excelled in the playoffs, totaling seven tackles, two sacks, two passes defended, an interception and four special teams tackles in three games ... Scored his first career touchdown at Baltimore (10/6) when he picked up a loose ball after a blocked punt by Larry Whigham and returned it four yards for a touchdown ... It was his first touchdown scored at any level of competition ... Also recorded two sacks and forced his first career fumble ... Registered a season-high with three special teams tackles at Indianapolis (10/20) and at the N.Y. Giants (12/21) ... Credited with two defensive

tackles, two special teams tackles, two passes defended and grabbed his first career interception late in the fourth quarter of the AFC Championship Game to secure a 20-6 victory over Jacksonville (1/12) ... Closed out his rookie campaign with three tackles, including two sacks in a 35-21 loss to Green Bay in Super Bowl XXXI (1/26) ... His two sacks set a team Super Bowl record and was just one shy of the all-time Super Bowl record.

COLLEGE

Bruschi tied the NCAA Division I-A career sack record with 52.0 quarterback sacks, equaling the mark set by former Alabama All-American, the late Derrick Thomas ... Was a two-time finalist for the Lombardi Award, given annually to the top lineman in the nation ... Bruschi graduated with 74 tackles for losses, which ranked sixth in Division I-A history ... Compiled 185 total tackles (137 solos), forced six fumbles and recovered five others during his collegiate career. 1995: Unanimous All-American and All-Pacific-10 selection his senior year ... Named one of four finalists for the Lombardi Award and also received team MVP honors ... Totaled 56 tackles (44 solos), including 14.5 sacks (96 yards) and 19.5 tackles for losses of 10 yards ... His sack total ranked third in the nation ... Added four pass deflections and forced one fumble. 1994: Earned consensus All-America honors and was one of four finalists for the Lombardi Award ... Totaled 39 tackles, including 10 sacks for 65 yards and 15 tackles for losses. 1993: Earned Second-Team All-America honors after setting an all-time school record with 19 sacks (143 yards) as a sophomore, breaking the previous record of 15 (Steve Boadway in 1984) ... Earned first-team All-Pac-10 honors and was named the team's Most Valuable Player ... Played strongside outside linebacker prior to his transition to the defensive line in 1993 ... Started just one of 12 games and still managed to post 4.5 sacks for the season. 1991: Missed the first three games of the season due to a pinched nerve in his neck ... Returned and started vs. Long Beach State and Washington as a true freshman, but suffered a broken left thumb and was redshirted.

PERSONAL

Tedy Lacap Bruschi was born on June 9, 1973 in San Francisco, Calif. ... He is the son of Anthony Sr. and Juanita ... He is one of three children ... His stepfather, Ron Sandys, was a professional tennis player ... Tedy attended Roseville (Calif.) High, where he lettered twice in football and was a two-year captain, earning all-conference, all-northern California and all-metro honors as a defensive tackle ... The Sacramento Bee ranked Tedy number one on its list of the 100 best Sacramento area high school football players of all time ... He also earned a letter in wrestling and two letters in track, competing in the shot put, discus and triple jump ... He wrestled in the heavyweight division ... Selected as the Patriots' recipient of the Ed Block Courage Award in 2000 and 2005 ... In 2005, Tedy served as the honorary chairman of the Hyannis Port Challenge, a cycling event that served as a fundraiser for Best Buddies ... Served as an honorary coach in the 2007 BELL Bowl, a fundraiser at Gillette Stadium to benefit the BELL Foundation ... Hosted two Make-A-Wish visits at Gillette Stadium in 2007 ... Participated in the 2007 Salvation Army Holiday Party at Gillette Stadium with nearly 250 children from the Boston and Providence Salvation Army centers ... He earned his bachelor's degree in communications at Arizona ... Tedy and his wife, Heidi, have three sons, Tedy Jr., Rex and Dante.

TEDY BRUSCHI

Pos: LB Ht: 6-1 Wt: 247 Year: 13th Acq: D3-96 (86th) College: Arizona Born: 6/9/73

REGULAR SEASON			TACKLES					INTERCEPTIONS						MISCELLANEOUS				
Year	Team	G/S	TT	UT	A	S	Yds	No	Yds	Avg	Lg	TD	PD	FF	FR	Yds	TD	SpT
1996	Patriots	16/0	11	10	1	4.0	26.0	0	0	0.0	0	0	0	1	0	4	1	17
1997	Patriots	16/1	30	25	5	4.0	21.0	0	0	0.0	0	0	1	2	1	0	0	13
1998	Patriots	16/7	81	56	25	2.0	15.0	0	0	0.0	0	0	5	3	0	0	0	7
1999	Patriots	14/14	138	77	61	2.0	8.0	1	1	1.0	1	0	6	1	1	0	0	0
2000	Patriots	16/16	105	68	37	1.0	1.0	0	0	0.0	0	0	5	0	0	0	0	3
2001	Patriots	15/9	73	54	19	2.0	4.0	2	7	3.5	4	0	3	3	1	0	0	3
2002	Patriots	11/9	65	45	20	4.5	18.0	2	75	37.5	48t	2	7	1	0	0	0	2
2003	Patriots	16/16	137	86	51	2.0	16.0	3	26	8.7	18	2	16	3	1	13	0	3
2004	Patriots	16/16	128	84	44	3.5	35.0	3	70	23.3	36	0	6	3	0	0	0	4
2005	Patriots	9/9	72	38	34	2.0	20.0	0	0	0.0	0	0	3	1	0	0	0	3
2006	Patriots	15/14	124	67	57	1.5	6.0	1	8	8.0	8	0	7	0	2	0	0	0
2007	Patriots	16/16	99	69	30	2.0	16.0	0	0	0.0	0	0	2	0	0	0	0	0
Totals-12 years		176/127	1063	680	383	30.5	186.0	12	187	15.6	48t	4	61	18	6	17	1	55
POSTSEASON			TACKLES					INTERCEPTIONS						MISCELLANEOUS				
Year	Team	G/S	TT	UT	A	S	Yds	No	Yds	Avg	Lg	TD	PD	FF	FR	Yds	TD	SpT
1996	Patriots	3/0	7	7	0	2.0	14.0	1	12	12.0	12	0	2	0	0	0	0	4
1997	Patriots	2/0	6	3	3	0.0	0.0	0	0	0.0	0	0	2	0	0	0	0	1
1998	Patriots	1/1	7	7	0	0.0	0.0	0	0	0.0	0	0	0	0	0	0	0	0
2001	Patriots	3/3	15	13	2	1.5	7.5	0	0	0.0	0	0	0	0	1	1	0	1
2003	Patriots	3/3	18	10	8	0.0	0.0	0	0	0.0	0	0	0	0	0	0	0	0
2004	Patriots	3/3	23	18	5	1.0	10.0	1	0	0.0	0	0	1	1	2	0	0	1
2005	Patriots	1/1	5	2	3	0.0	0.0	0	0	0.0	0	0	0	0	0	0	0	0
2006	Patriots	3/3	25	14	11	0.0	0.0	0	0	0.0	0	0	2	0	0	0	0	0
2007	Patriots	3/3	23	15	8	0.0	0.0	0	0	0	0	0	1	0	0	0	0	0
Totals-9 years		22/17	129	89	40	4.5	31.5	2	12	6.0	12	0	8	1	3	1	0	7

ADDITIONAL STATISTICS: Kickoff Returns — Career: 6 for 47 yards, 1998: 1 for 4 yards (11/08/98 vs. Atlanta). 2000: 2 for 13 yards (1-7 11/05/00 vs. Buffalo; 1-6 12/24/00 vs. Miami). 2001: 1 for 10 yards (12/22/01 vs. Miami). 2002: 1 for 11 yards (11/17/02 at Oakland). 2003: 1 for 9 yards (12/14/03 vs. Jacksonville).

ADDITIONAL POSTSEASON STATISTICS: Kickoff Returns — Career: 1 for 15 yards (01/16/05 vs. Indianapolis)

BRUSCHI'S CAREER GAME-BY-GAME

1996	Opponent	P/S	TT	UT	A	S	Yds	I	Yds	PD	FF	FR	SpT	W/L	Score
09/01	at Miami	p	0	0	0	-	-	-	-	-	-	-	-	L	10-24
09/08	at Buffalo	p	0	0	0	-	-	-	-	-	-	-	-	L	10-17
09/15	Arizona	p	1	0	1	-	-	-	-	-	-	-	-	W	31-0
09/22	Jacksonville	p	0	0	0	-	-	-	-	-	-	-	-	W	28-25
10/06	at Baltimore	p	2	2	0	2.0	9.0	1	1	W	46-38	-	-	W	46-38
10/13	Washington	p	0	0	0	-	-	-	-	-	-	-	-	L	22-27
10/20	at Indianapolis	p	1	1	0	-	-	-	-	-	-	-	-	W	27-9
10/27	Buffalo	p	1	1	0	-	-	-	-	-	-	-	-	W	28-25
11/03	Miami	p	0	0	0	-	-	-	-	-	-	-	-	L	42-23
11/10	at N.Y. Jets	p	0	0	0	-	-	-	-	-	-	-	-	W	31-27
11/17	Denver	p	0	0	0	-	-	-	-	-	-	-	-	L	8-34
11/24	Indianapolis	p	1	1	0	-	-	-	-	-	-	-	-	W	27-13
12/01	at San Diego	p	2	2	0	1.0	9.0	-	-	-	-	-	-	W	45-7
12/08	N.Y. Jets	p	3	3	0	1.0	8.0	-	-	-	-	-	-	W	24-10
12/15	at Dallas	p	0	0	0	-	-	-	-	-	-	-	-	L	6-12
12/21	at N.Y. Giants	p	0	0	0	-	-	-	-	-	-	-	-	W	23-22
1996 Totals		16/0	11	10	1	4.0	26.0	0	0	0	1	0	17	11-5	
01/05	Pittsburgh	p	2	2	0	-	-	-	-	-	-	-	-	W	28-3
01/12	Jacksonville	p	2	2	0	-	-	-	-	-	-	-	-	W	20-6
01/26	Green Bay	p	3	3	0	2.0	14.0	-	-	-	-	-	-	L	21-35
1996 Postseason		3/0	7	7	0	2.0	14.0	1	12	2	0	0	4	2-1	
1997	Opponent	P/S	TT	UT	A	S	Yds	I	Yds	PD	FF	FR	SpT	W/L	Score
09/01	San Diego	p	4	4	0	1.0	7.0	-	-	-	-	-	-	W	41-7
09/07	at Indianapolis	p	5	4	0	1.0	7.0	-	-	-	-	-	-	W	31-6
09/14	N.Y. Jets	p	1	4	0	-	-	-	-	-	-	-	-	W	27-24
09/21	Chicago	p	4	2	2	1.0	0.0	-	-	-	-	-	-	W	31-3
10/06	at Denver	p	0	0	0	-	-	-	-	-	-	-	-	L	13-34
10/12	Buffalo	p	2	2	0	1.0	9.0	-	-	-	-	-	-	W	33-6
10/19	at N.Y. Jets	p	2	1	1	-	-	-	-	-	-	-	-	L	19-24
10/27	Green Bay	p	5	4	1	-	-	-	-	-	-	-	-	L	10-28
11/02	at Minnesota	p	0	0	0	-	-	-	-	-	-	-	-	L	18-23
11/09	at Buffalo	p	4	3	1	-	-	-	-	-	-	-	-	W	31-10
11/16	at Tampa Bay	p	0	0	0	-	-	-	-	-	-	-	-	L	7-27
11/23	Miami	p	2	2	0	-	-	-	-	-	-	-	-	W	27-24
11/30	Indianapolis	p	0	0	0	-	-	-	-	-	-	-	-	L	20-17
12/07	at Jacksonville	p	2	2	0	1.0	5.0	-	-	-	-	-	-	W	26-20
12/13	Pittsburgh	p	0	0	0	-	-	-	-	-	-	-	-	L	21-24
12/22	at Miami	p	0	0	0	-	-	-	-	-	-	-	-	W	14-12
1997 Totals		16/1	30	25	5	4.0	21.0	0	0	1	2	1	13	10-6	
12/28	Miami	p	3	2	1	-	-	-	-	-	-	-	-	W	17-3
01/03	at Pittsburgh	p	3	2	1	-	-	-	-	-	-	-	-	L	6-7
1997 Postseason		2/0	6	4	2	0.0	0.0	0	1	0	0	0	1	1-1	
1998	Opponent	P/S	TT	UT	A	S	Yds	I	Yds	PD	FF	FR	SpT	W/L	Score
09/07	at Denver	p	0	0	0	-	-	-	-	-	-	-	-	L	21-27
09/13	Indianapolis	p	3	2	1	-	-	-	-	-	-	-	-	W	29-6
09/20	Tennessee	p	4	3	1	-	-	-	-	-	-	-	-	W	27-16
10/04	at New Orleans	p	4	3	1	1.0	7.0	-	-	-	-	-	-	W	30-27
10/11	Kansas City	p	4	3	0	1.0	8.0	-	-	-	-	-	-	W	40-10
10/19	N.Y. Jets	p	4	2	2	-	-	-	-	-	-	-	-	L	14-24
10/25	at Miami	p	0	0	0	-	-	-	-	-	-	-	-	L	9-12
11/01	at Indianapolis	p	7	6	1	-	-	-	-	-	-	-	-	W	21-16
11/08	Atlanta	p	1	0	1	-	-	-	-	-	-	-	-	L	10-41
11/15	at Buffalo	p	10	5	5	-	-	-	-	-	-	-	-	L	10-13
11/23	Miami	p	10	3	7	-	-	-	-	-	-	-	-	W	26-23
11/29	Buffalo	p	8	6	2	-	-	-	-	-	-	-	-	W	25-21
12/06	at Pittsburgh	p	3	3	0	-	-	-	-	-	-	-	-	W	23-9
12/13	at St. Louis	p	8	0	-	-	-	-	-	-	-	-	-	L	18-32
12/20	San Francisco	p	6	4	2	-	-	-	-	-	-	-	-	W	24-21
12/27	at N.Y. Jets	p	10	8	2	-	-	-	-	-	-	-	-	L	10-31
1998 Totals		16/7	81	56	25	2.0	15.0	0	0	5	3	0	7	9-7	
01/03	at Jacksonville	p	7	7	0	-	-	-	-	-	-	-	-	L	10-25
1998 Postseason		1/1	7	7	0	0.0	0.0	0	0	0	0	0	0	0-1	
1999	Opponent	P/S	TT	UT	A	S	Yds	I	Yds	PD	FF	FR	SpT	W/L	Score
09/12	at N.Y. Jets	p	14	8	6	1.0	2.0	-	-	-	-	-	-	W	30-28
09/19	Indianapolis	p	10	6	4	-	-	-	-	-	-	-	-	W	31-28
09/26	N.Y. Giants	p	9	2	7	-	-	-	-	-	-	-	-	W	16-14
10/03	at Cleveland	p	7	4	3	1.0	6.0	-	-	-	-	-	-	W	19-7
10/10	at Kansas City	p	7	6	1	-	-	-	-	-	-	-	-	L	14-16
10/17	Miami	p	-	-	-	-	-	-	-	-	-	-	-	L	30-31
10/24	Denver	p	-	-	-	-	-	-	-	-	-	-	-	W	24-23
10/31	at Arizona	p	6	3	3	-	-	-	-	-	-	-	-	W	27-3
11/15	N.Y. Jets	p	13	9	4	-	-	-	-	-	-	-	-	L	17-24
11/21	at Miami	p	8	6	2	-	-	-	-	-	-	-	-	L	17-27
11/28	at Buffalo	p	14	8	6	-	-	-	-	-	-	-	-	L	7-17
12/05	Dallas	p	8	4	4	-	-	-	-	-	-	-	-	W	13-6
12/12	at Indianapolis	p	7	3	4	-	-	-	-	-	-	-	-	L	15-2

BRUSCHI'S CAREER GAME-BY-GAME (CONT.)

2000	Opponent	P/S	T	UT	A	S	Yds	Yds	PD	FF	R	Sp	W/L	Score
09/03	Tampa Bay		5	17	5								L	16-21
09/11	at N.Y. Jets		5	4	1				1			1	L	19-20
09/17	Minnesota		13	8	5	1.0	1.0						L	13-21
09/24	at Miami		3	2	1								L	3-10
10/01	at Denver		5	3	2				1				W	28-19
10/08	Indianapolis		9	5	4				1			1	W	24-16
10/15	N.Y. Jets		6	6	3								L	17-34
10/22	at Indianapolis		5	4	1								L	23-30
11/02	at Buffalo		5	4	0								L	11-16
11/09	Cleveland		4	4	0				1				L	11-19
11/19	Cincinnati		8	8	0								W	16-13
11/23	at Detroit		7	7	3								L	9-34
12/04	Kansas City		7	4	3								W	30-24
12/10	at Chicago		6	6	3								L	17-24
12/17	at Buffalo		2	1	1								W	13-10
12/24	Miami		8	7	1				1			1	L	24-27

2001	Opponent	P/S	T	UT	A	S	Yds	I	Yds	PD	FF	Fr	Sp	W/L	Score
09/09	Cincinnati	S	6	4	2	-	-	-	-	-	-	-	-	W	17-23
09/23	N.Y. Jets	S	6	5	1	-	-	-	-	-	-	-	1	L	3-10
09/30	Indianapolis	S	7	5	2	-	-	-	-	-	-	-	-	W	44-13
10/07	Miami	p	4	1	3	-	-	-	-	-	1	-	-	L	10-30
10/14	San Diego	-	-	-	-	-	Inactive	-	-	-	-	-	-	W	13-10
10/21	Indianapolis	p	1	1	0	-	-	-	-	-	-	-	-	W	38-17
10/28	Denver	p	3	3	0	-	-	-	1	3	1	-	-	W	20-31
11/04	Atlanta	p	2	1	1	-	-	-	-	-	-	-	-	W	24-10
11/11	Buffalo	p	1	1	0	-	10	4	0	-	-	-	-	W	21-11
11/18	St. Louis	p	7	5	2	-	-	-	1	4	1	-	1	L	17-24
11/25	New Orleans	S	4	2	2	-	-	-	-	-	-	-	-	W	34-17
12/02	N.Y. Jets	S	6	6	0	-	10	0	0	-	1	-	-	W	17-16
12/09	Cleveland	S	10	8	2	-	-	-	-	-	-	-	-	W	27-16
12/16	Buffalo	S	7	6	1	-	-	-	-	-	-	-	1	W	12-9
12/22	Miami	S	7	4	3	-	-	-	-	-	-	-	-	W	20-13
01/06	Carolina	S	2	2	0	-	-	-	-	-	-	-	-	W	38-6
			50	39	10	0	30	40	3	2	2	3	1	2	

[illegible]

12/22	N.Y. Jets	Inactive															L	17-30
12/29	Miami	Inactive															W	ot 27-24
2002 Totals			11/9	65	45	2	A	5	18.0	2	75	7	1	0	2			9-7
2003	Opponent	P/S	T	UT	A	S	Yds	I	Yds	PD	FF	Fr	SPt	W/L	Score			
09/07	at Philadelphia	S	6	4	2	1	0	9.0	1	18t	5			W	31-10			
09/21	N.Y. Jets	S	10	3	7	-	-	-	-	1	-			W	23-16			
09/28	at Washington	S	12	7	5	-	-	-	1	-	-			L	17-20			
10/05	Tennessee	S	10	7	3	-	-	-	-	-	-			W	38-30			
10/12	N.Y. Giants	S	13	8	5	-	-	-	2	-	-			W	17-6			
10/19	at Miami	S	6	5	1	-	-	-	-	1	-			W	19-13 ot			
10/26	Cleveland	S	8	5	3	-	-	-	-	-	-			W	9-3			
11/03	at Denver	S	5	4	1	-	-	-	-	-	-			W	30-26			
11/10	Dallas	S	8	6	2	-	-	-	1	-	-			L	12-0			
11/23	at Houston	S	7	3	4	-	-	-	-	-	-			W	23-20 ot			
11/30	at Indianapolis	S	11	7	4	-	-	-	2	-	-			W	38-34			
12/07	Miami	S	7	5	2	-	1	St	1	-	-	2	W	12-0				

12/20	at N.Y.Jets	S	8	6	2	-	1	3	1	-	-	W	21-16
12/27	Buffalo	S	10	4	6	1.0	7.0	-	-	1	1	1	W 31-0
2003 Totals			16/16	137	86	51	2.0	16.0	3	26	16	3	14-2
01/10	Tennessee	S	9	5	4	-	-	-	-	-	-	W	17-14
01/18	Indianapolis	S	5	3	2	-	-	-	-	-	-	W	24-14
02/01	Carolina	S	4	2	2	-	-	-	-	-	-	W	32-29
2003 Postseason			3/3	18	8	0.0	0.0	0	0	0	0	0	3-0

Year	Opponent	P/S	T	UT	A	S	Yds	1	Yds	PD	FF	Fr	Sp	RT	W/L	Score
2004	Indianaapolis		8	6	2			1	5						W	27-24
09/19	at Arizona		1	1	0										W	23-12
10/03	at Buffalo		8	6	2	0.5	0.0			1					W	31-17
10/10	Miami		4	3	1					2					W	24-10
10/17	Seattle		7	5	2										W	20-10
10/24	N.Y. Jets		10	5	5										W	43-7
10/31	at Pittsburgh		16	8	8										L	20-34
11/07	at St. Louis		6	5	1	1.0	9.0								W	40-27
11/14	Buffalo		8	7	1			1	29	1					W	27-19
11/22	at Kansas City		8	7	1										W	26-9
11/28	Baltimore		7	4	3	1.0	8.0			1					W	24-13
12/05	at Cleveland		8	4	4	1.0	8.0								W	42-15
12/12	Cincinnati		14	12	2							2			W	35-28
12/20	at Miami		3	2	1									1	L	28-29
12/26	at N.Y. Jets		8	5	3			1	36	1					W	23-7
01/02	San Francisco		14	8	6										W	21-17
			16	16	6	4.5	36.5	2	20	2	1	0	4	4	W	27-27

01/23	at Pittsburgh	S	8	7	1	-	-	-	-	-	-	1	W	41-27	
02/06	Philadelphia	S	7	6	1	1.0	10.0	1	0	1	-	0	W	24-21	
2004 Postseason			3/3	23	18	5	1.0	10.0	1	0	1	1	2	1	3-0

[illegible][illegible]

2006	Opponent	P/S	T/T	UT/A	S Yds	In Yds	Pd	Ff	Rt	Sp	W/L	Score
09/10	Buffalo				Inactive						W	19-17
09/17	@ N.Y.Jets	p	6	4	2	-	1	8	2	-	L	7-17
09/24	Denver	s	4	2	2						W	24-17
10/01	@ Cincinnati	f	7	3	4						W	38-13
10/08	Miami	s	11	5	6					1	W	20-10
10/22	@ Buffalo	f	7	5	2						W	28-6
10/30	@ Minnesota	s	2	1	1						W	31-7
11/05	Indianapolis	f	7	3	4						L	20-27
11/12	N.Y.Jets	s	17	7	10						L	14-17
11/19	@ Green Bay	s	9	8	1	0.5	5.0				W	35-0
11/26	Chicago	S	9	4	5						W	17-13
12/03	Detroit	s	11	9	2	1.0	1.0				W	28-21
12/10	@ Miami	s	11	6	5						L	0-21
12/17	Houston	s	10	4	6						W	40-7
12/24	@ Jacksonville	S	5	4	1						W	24-21

2/23	at Tennessee	\$	8	2	6	-	-	-	-	-	-	-	-	-	-	-	-	W	40-23
2006 Totals			15/14	124	67	57	1.5	6.0	1	8	7	0	2	0					12-4
01/07	N.Y. Jets	\$	9	4	5	-	-	-	-	-	1	-	-	-	-	-	-	W	37-16
01/14	at San Diego	\$	11	6	5	-	-	-	-	-	1	-	-	-	-	-	-	W	24-21

01/21 at Indianapolis	S	5	4	1	-	-	-	-	-	-	-	-	-	-	L	34-38
2006 Postseason	3/3	25	14	11	0.0	0.0	0	0	2	0	0	0	0	0		2-1

2007	Opponent	pts	F	G	A	3P	ft	reb	ast	blk	stl	pts
09/09	at N.Y. Jets	S	5	3	2	-	-	-	-	-	-	38-14
09/16	at San Diego	S	4	3	2	-	-	-	-	-	-	38-14
09/23	Buffalo	S	4	3	1	-	-	-	-	-	-	W 38-14
10/01	at Cincinnati	S	2	2	1	-	-	-	-	-	-	W 34-13
10/07	Cleveland	S	8	5	3	-	-	2.0	16.0	-	-	W 34-17
10/14	at Dallas	S	7	5	2	-	-	-	-	-	-	W 48-27
10/21	at Miami	S	11	11	0	-	-	-	-	-	-	W 49-28
10/28	Washington	S	9	5	4	-	-	-	-	-	-	W 52-7
11/04	at Indianapolis	S	4	3	1	-	-	-	-	-	-	W 24-20
11/18	at Buffalo	S	6	2	4	-	-	-	-	-	-	W 56-10
11/25	Philadelphia	S	4	3	1	-	-	-	-	-	-	W 31-28
12/03	at Baltimore	S	12	8	4	-	-	-	-	-	-	W 27-24
12/09	Pittsburgh	S	11	8	3	-	-	-	-	-	-	W 34-13
12/16	N.Y. Jets	S	2	2	0	-	-	-	-	-	-	W 30-10
12/23	Miami	S	7	6	1	-	-	-	-	-	-	W 28-7
12/29	at N.Y. Giants	S	3	2	1	-	-	-	-	-	-	W 38-35

[illegible]



FERNANDO BRYANT

25

CORNERBACK

5-10 ✦ 175 lbs ✦ Born 3/26/77 ✦ Exp. (NFL/Patriots): 10/1
GP/GS (Playoffs): 110/109 (2/2) ✦ Acq: FA-08 ✦ Alabama ✦ Murfreesboro, Tenn.

CAREER TRANSACTIONS

Fernando Bryant was signed by the Patriots as a veteran free agent on March 20, 2008 ... Originally selected by the Jacksonville Jaguars in the first round (26th overall) of the 1999 NFL Draft ... Placed on the reserve/injured list (1/1/02) ... Signed by the Detroit Lions as an unrestricted free agent (3/5/04) ... Placed on the reserve/injured list (9/27/05) ... Placed on the reserve/injured list (12/27/06) ... Released by the Lions (2/25/08).

CAREER HIGHLIGHTS

- ✦ Bryant joins the Patriots in 2008 as a veteran of nine NFL seasons with the Jacksonville Jaguars (1999-2003) and the Detroit Lions (2004-07).
- ✦ Bryant enters 2008 having played in 110 career games with 109 starts, totaling 509 tackles (435 solo), seven interceptions, 88 passes defended, three forced fumbles and seven fumble recoveries.
- ✦ In 2007 with Detroit, Bryant started every game at left cornerback and made 76 tackles, his highest single-season total since his rookie season (1999). He also tied his career high with a pair of interceptions for the Lions in 2007 and tied another career best with 14 passes defended.
- ✦ Bryant spent the first five years of his career with Jacksonville (1999-2003), playing in 72 games with 71 starts over that period.
- ✦ As a rookie in 1999, Bryant was named to all of the major all-rookie teams as he started every game and finished second among Jaguars defensive backs with a career-high 78 tackles in addition to a pair of interceptions, one forced fumble and three fumble recoveries.
- ✦ In 2000, he led Jacksonville's cornerbacks with 57 tackles and added an interception.
- ✦ Bryant led Jaguars cornerbacks with 56 tackles in 2001, despite playing in only 10 games with nine starts. Bryant started every game of the 2002 and 2003 seasons for the Jaguars, totaling 67 tackles and an interception in 2002 and concluding his Jacksonville career with 71 tackles and an interception in 2003.

SEASONAL REVIEWS

- ✦ **2007 (16/16 – Detroit):** Started all 16 games for the first time since 2003 and totaled 76 tackles (65 solo) ... Notched his 500th career tackle at Minnesota (12/2) ... Tied a career high with 14 passes defended ... Started at left cornerback at Oakland (9/9), where he posted eight tackles (seven solo) and a pass defended ... Had nine tackles (nine solo) and had a pass defended against Minnesota (9/16) ... Had an excellent all-around game against Chicago (9/30), posting nine tackles (seven solo), three pass defenses and a key interception at the goal line that stopped a potential Bears'

scoring drive ... In his 100th career start, Bryant made seven tackles (seven solo), one special teams tackle and secured a Lions victory with an endzone interception with 45 seconds left in the fourth quarter at Chicago (10/28).

- ✦ **2006 (10/10 – Detroit):** Made 46 tackles (42 solo), six passes defended and one fumble recovery ... Posted solid numbers with eight tackles (seven solo) and two pass breakups against Seattle (9/10) ... Posted a season-best nine solo tackles and one pass breakup against Buffalo (10/15) ... Recorded four tackles (three solo), one pass breakup and recovered his first fumble of the year vs. Miami (11/23).
- ✦ **2005 (2/2 – Detroit):** Started the first two games of the season, but was placed on the reserve/injured list (9/27) and missed the remainder of the year.
- ✦ **2004 (10/10 – Detroit):** In his first season with the Lions, ranked second on the team in passes defended (13) and led all cornerbacks in tackles (48) ... Recorded a season-high eight tackles twice: vs. Indianapolis (11/25) and in home opener vs. Houston (9/19).
- ✦ **2003 (16/16 – Jacksonville):** Started all 16 games and played every snap on defense in eight of the games ... Made six tackles at Indianapolis (9/21) and held all-pro WR Marvin Harrison to just 31 yards on four catches ... Put together a solid effort at Houston (9/28) with three passes defended and his first interception of the season off David Carr.
- ✦ **2002 (16/16 – Jacksonville):** Played left cornerback and started all 16 games for second time in career and first time since rookie season ... Led Jaguars cornerbacks with 67 tackles (61 solo) ... Received a defense game ball for his performance vs. Philadelphia (10/6) when he made seven tackles while playing with a sprained ankle.
- ✦ **2001 (10/9 – Jacksonville):** Finished with 56 tackles (50 solo), tops among Jaguars cornerbacks ... Made nine tackles vs. Cleveland (9/30), tying his career high ... Injured

EXTRA POINTS



- ✦ Fernando, a Georgia native, was honored on April 10, 2007 at the Georgia State Capitol in front of the General Assembly. The resolution, initiated by Senator Ron Ramsey, Sr. was bestowed in honor of Fernando's extensive community work and humanitarian efforts.
- ✦ Fernando's 25-Sports Foundation was established in 2001 to provide guidance and encouragement to inner-city children through a variety of initiatives.
- ✦ Fernando graduated from the University of Alabama in the Spring of 2008 with a degree in human environmental studies.

his foot in Monday night game vs. Green Bay (12/3) after making a career-high 10 tackles and missed the remainder of the season.

➤ **2000 (14/14 – Jacksonville):** Started all 14 games played, leading Jaguars cornerbacks with 57 tackles (42 solo) ... Received a defensive game ball along with 13 other players for team's first shutout ever vs. Cincinnati (9/17) ... Tied for team lead with seven tackles (six solo) in a Monday night game at Indianapolis (9/25) ... Made four tackles and recovered a fumble to thwart a Dallas drive in the fourth quarter at Dallas (10/29).

➤ **1999 (16/16 – Jacksonville):** Named to every All-Rookie team (Pro Football Writers of America/Pro Football Weekly, Football News, College & Pro Football Newsweekly and Football Digest) ... Started every game and led Jaguars cornerbacks second among defensive backs (fourth on the team) with 78 tackles (64 solo) ... Became sixth Jaguars rookie to start on opening day ... Made his first NFL interception in his second pro game at Carolina (9/19) off Steve Beuerlein ... Got his first fumble recovery the next week vs. Tennessee (9/26), which set up a Jaguars touchdown ... Earned a defense game ball at Cincinnati (10/31) when he set up a touchdown with a recovery of a Corey Dillon fumble at Bengals' eight-yard line as well as making a season-high nine tackles (seven solo) and team-leading four passes defended ... Earned his second defensive game ball after he made his second interception of the season vs. New Orleans (11/21) off Billy Joe Hobert in the fourth quarter to set up a touchdown, as well as seven solo tackles and two passes defended ... Made the first postseason interception of his career vs. Tennessee (1/23) off Steve McNair in the AFC Championship game.

COLLEGE

Made 40 starts in 45 games at Alabama, registering 179 tackles (149 solo), had three fumbles recovered and eight interceptions and also returned 17 kickoffs for 466 yards (27.4 avg) ... Played in two bowl games: 1996 Outback and 1997 Music City ... Consensus All-SEC first-team selection

as a senior in 1998 after starting every game and recording a career-high 51 tackles (44 solo) with two interceptions and four pass deflections ... Closed out his career with an interception and a pass deflection in the Music City Bowl against Virginia Tech ... All-SEC second-team choice in 1997 when he made 47 tackles (39 solo) with two tackles for loss, recovered two fumbles and forced one, deflected 10 passes, had three interceptions for 106 yards in returns and one touchdown and returned 15 kickoffs for 416 yards (27.7 avg) ... Second-team All-SEC selection in 1996 when he started every game, making 42 tackles (36 solo) with one fumble recovery, deflected 14 passes, blocked a kick, had three interceptions for 13 yards and blocked an extra point attempt.

PERSONAL

Fernando Antoneyo Bryant was born on March 26, 1977 in Albany, Ga. ... Was an All-American as a two-way starter at Riverdale High School in Murfreesboro, Tenn. ... As a senior, recorded 82 tackles with six interceptions, averaged 30 yards per punt return and caught 48 passes for 798 yards with eight touchdowns ... Named the Lions 2004 Robert Porcher Man of the Year for his countless charitable contributions off the field ... Recipient of 2004 Detroit Sports Fans Choice "Humanitarian" Award for his commitment to the Detroit community ... Supports organ donation programs (brother, Larry, received a life-saving kidney transplant in 2001) ... Initiated the T.A.L.K. (Talking About Life with Kids) program with which he spent many Tuesdays during the 2004 season going to different high schools in Detroit to visit with student athletes and talk to them about academics, peer pressure and stress management ... Started an essay writing contest in Detroit inner city middle schools. Winners were selected each week of a Lions' home game and were rewarded with an opportunity to attend the game and meet Bryant ... Helped to purchase and shop for emergency relief supplies for Hurricane Katrina victims at Costco Wholesale ... Majored in physical education at Alabama ... Fernando is married with three children.


FERNANDO BRYANT

Pos: CB Ht: 5-10 Wt: 175 Year: 10th Acq: FA-08 College: Alabama Born: 3/26/77

REGULAR SEASON		TACKLES						INTERCEPTIONS						MISCELLANEOUS				
Year	Team	G/S	TT	UT	A	S	Yds	No	Yds	Avg	Lg	TD	PD	FF	FR	Yds	TD	SpT
1999	Jaguars	16/16	78	64	14	0.0	0.0	2	0	0.0	0	0	13	1	3	27	0	0
2000	Jaguars	14/14	57	42	15	0.0	0.0	1	0	0.0	0	0	9	0	1	5	0	0
2001	Jaguars	10/9	56	50	6	0.0	0.0	0	0	0.0	0	0	5	0	0	0	0	0
2002	Jaguars	16/16	67	61	6	0.0	0.0	1	26	26.0	26	0	13	0	2	34	0	0
2003	Jaguars	16/16	71	59	12	0.0	0.0	1	0	0.0	0	0	14	0	0	0	0	0
2004	Lions	10/10	48	43	5	0.0	0.0	0	0	0.0	0	0	13	0	0	0	0	0
2005	Lions	2/2	10	9	1	0.0	0.0	0	0	0.0	0	0	1	1	0	0	0	0
2006	Lions	10/10	46	42	4	0.0	0.0	0	0	0.0	0	0	6	0	1	0	0	0
2007	Lions	16/16	76	65	11	0.0	0.0	2	0	0.0	0	0	14	1	0	0	0	1
Totals-9 years		110/109	509	435	74	0.0	0.0	7	26	3.7	26	0	88	3	7	66	0	1
POSTSEASON		TACKLES						INTERCEPTIONS						MISCELLANEOUS				
Year	Team	G/S	TT	UT	A	S	Yds	No	Yds	Avg	Lg	TD	PD	FF	FR	Yds	TD	SpT
1999	Jaguars	2/2	8	6	2	0.0	0.0	1	1	1.0	1	0	2	0	0	0	0	0
Totals-1 year		2/2	8	6	2	0.0	0.0	1	1	1.0	1	0	2	0	0	0	0	0

BRYANT'S CAREER GAME-BY-GAME

1999	Opponent	P/S	TT	UT	A	S	Yds	I	Yds	PD	FF	FR	SpT
09/07	at San Francisco	S	3	3	0	-	-	-	-	-	-	-	-
09/19	at Carolina	S	1	1	0	-	-	1	0	1	-	-	-
09/26	at Tennessee	S	6	4	2	-	-	-	-	-	-	-	-
10/03	at Pittsburgh	S	2	2	0	-	-	-	2	-	-	-	-
10/11	at N.Y. Jets	S	8	5	3	-	-	-	1	-	-	-	-
10/17	at Cleveland	S	6	4	2	-	-	-	-	-	-	-	-
10/31	at Cincinnati	S	9	7	2	-	-	-	2	-	1	-	-
11/7	at Atlanta	S	4	4	0	-	-	-	-	-	-	-	-
11/14	at Baltimore	S	6	5	1	-	-	-	1	-	1	-	-
11/21	at New Orleans	S	7	7	0	-	-	1	0	2	-	-	-
11/28	at Baltimore	S	2	2	0	-	-	-	1	1	-	-	-
12/02	at Pittsburgh	S	4	3	1	-	-	-	3	-	-	-	-
12/13	at Den	S	6	4	2	-	-	-	-	-	-	-	-
12/19	at Cleveland	S	1	1	0	-	-	-	-	-	-	-	-
12/16	at Tennessee	S	7	6	1	-	-	-	-	-	-	-	-
01/02	at Cincinnati	S	6	6	0	-	-	-	-	-	-	-	-
1999 Totals													
01/15	at Miami	S	4	2	2	-	-	-	-	-	-	-	-
01/23	at Tennessee	S	4	4	0	-	-	1	1	2	-	-	-
1999 Postseason													
2/2	8	6	2	0.0	0.0	1	1	2	0	0	0	0	0
2000	Opponent	P/S	TT	UT	A	S	Yds	I	Yds	PD	FF	FR	SpT
09/03	at Cleveland	S	6	4	2	-	-	-	1	-	-	-	-
09/10	at Baltimore	S	4	3	1	-	-	-	1	-	-	-	-
09/17	at Cincinnati	S	7	6	1	-	-	-	-	-	-	-	-
09/25	at Indianapolis	S	7	6	1	-	-	-	-	-	-	-	-
10/01	at Pittsburgh	S	4	2	2	-	-	1	0	1	-	-	-
10/08	at Baltimore	S	1	0	1	-	-	-	1	-	-	-	-
10/16	at Tennessee	S	4	3	1	-	-	-	-	-	-	-	-
10/22	at Washington	S				Inactive							
10/29	at Dallas	S	4	3	1	-	-	-	-	-	1	-	-
11/12	at Seattle	S	5	4	1	-	-	-	-	-	-	-	-
11/19	at Pittsburgh	S	5	4	1	-	-	-	1	-	-	-	-
11/26	at Tennessee	S	2	1	1	-	-	-	1	-	-	-	-
12/03	at Cleveland	S	0	0	0	-	-	-	-	-	-	-	-
12/10	at Arizona	S				Inactive							
12/17	at Cincinnati	S	2	2	0	-	-	-	1	-	-	-	-
12/23	at N.Y. Giants	S	6	4	2	-	-	-	1	-	-	-	-
2000 Totals													
14/14	57	42	15	0.0	0.0	1	0	9	0	1	0	0	0
2001	Opponent	P/S	TT	UT	A	S	Yds	I	Yds	PD	FF	FR	SpT
09/09	at Pittsburgh	S	6	6	0	-	-	-	1	-	-	-	-
09/23	at Tennessee	S	2	2	0	-	-	-	1	-	-	-	-
09/30	at Cleveland	S	9	8	1	-	-	-	-	-	-	-	-
10/07	at Seattle	S				Inactive							
10/18	at Buffalo	S	2	2	0	-	-	-	-	-	-	-	-
10/28	at Baltimore	S	8	6	2	-	-	-	-	-	-	-	-
11/04	at Tennessee	S	7	6	1	-	-	-	-	-	-	-	-
11/11	at Cincinnati	S	5	4	1	-	-	-	1	-	-	-	-
11/18	at Pittsburgh	S	5	4	1	-	-	-	1	-	-	-	-
11/25	at Baltimore	S	4	4	0	-	-	-	-	-	-	-	-
12/03	at Green Bay	S	10	8	2	-	-	-	1	-	-	-	-
12/09	at Cincinnati	S				Inactive							
12/16	at Cleveland	S				Inactive							
12/23	at Minnesota	S				Inactive							
12/30	at Kansas City	S				Inactive							
01/06	at Chicago	S				Placed on Reserve/Injured							
2001 Totals													
10/9	56	50	6	0.0	0.0	0	0	5	0	0	0	0	0
2002	Opponent	P/S	TT	UT	A	S	Yds	I	Yds	PD	FF	FR	SpT
09/08	at Indianapolis	S	3	2	1	-	-	-	1	-	1	-	-
09/15	at Kansas City	S	3	3	0	-	-	-	-	-	-	-	-
09/29	at N.Y. Jets	S	2	2	0	-	-	-	-	-	1	-	-
10/06	at Philadelphia	S	7	7	0	-	-	-	-	-	-	-	-
10/13	at Tennessee	S	5	3	2	-	-	-	1	-	-	-	-
10/20	at Baltimore	S	3	3	0	-	-	-	-	-	-	-	-
10/27	at Houston	S	4	3	1	-	-	-	-	-	-	-	-
11/03	at N.Y. Giants	S	6	6	0	-	-	-	-	-	-	-	-
11/10	at Washington	S	5	4	1	-	-	-	1	-	-	-	-
11/17	at Houston	S	2	2	0	-	-	-	1	-	-	-	-
11/24	at Dallas	S	4	4	0	-	-	1	26	1	-	-	-
12/01	at Pittsburgh	S	5	5	0	-	-	-	-	-	-	-	-
12/08	at Cleveland	S	3	3	0	-	-	-	1	-	-	-	-
12/15	at Cincinnati	S	4	4	0	-	-	-	2	-	-	-	-
12/22	at Tennessee	S	3	2	1	-	-	-	2	-	-	-	-
12/29	at Indianapolis	S	8	8	0	-	-	-	1	-	-	-	-
2002 Totals													
16/16	67	61	6	0.0	0.0	1	26	13	0	2	0	0	0
2003	Opponent	P/S	TT	UT	A	S	Yds	I	Yds	PD	FF	FR	SpT
09/07	at Carolina	S	4	3	1	-	-	-	-	-	-	-	-
09/14	at Buffalo	S	7	6	1	-	-	-	-	-	2	-	-
09/21	at Indianapolis	S	6	6	0	-	-	-	-	-	-	-	-
09/28	at Houston	S	4	2	2	-	-	-	1	0	3	-	-
10/05	at San Diego	S	3	2	1	-	-	-	-	-	-	-	-
10/12	at Miami	S	5	5	0	-	-	-	-	-	1	-	-
10/26	at Tennessee	S	7	6	1	-	-	-	-	-	2	-	-
11/02	at Baltimore	S	2	1	1	-	-	-	-	-	-	-	-
11/09	at Indianapolis	S	5	4	1	-	-	-	-	-	-	-	-
11/16	at Tennessee	S	1	1	0	-	-	-	-	-	1	-	-
11/23	at N.Y. Jets	S	8	8	0	-	-	-	-	-	2	-	-
11/30	at Tampa Bay	S	4	4	0	-	-	-	-	-	1	-	-
12/07	at Houston	S	1	1	0	-	-	-	-	-	-	-	-
12/14	at New England	S	6	5	1	-	-	-	-	-	-	-	-
12/21	at New Orleans	S	3	3	0	-	-	-	-	-	1	-	-
12/28	at Atlanta	S	5	2	3	-	-	-	-	-	-	-	-
2003 Totals													
16/16	71	59	12	0.0	0.0	1	0	14	0	0	0	0	0
2004	Opponent	P/S	TT	UT	A	S	Yds	I	Yds	PD	FF	FR	SpT
09/12	at Chicago	S	7	7	0	-	-	-	-	2	-	-	-
09/19	at Houston	S	8	6	2	-	-	-	-	3	-	-	-
09/26	at Philadelphia	S	5	4	1	-	-	-	-	2	-	-	-
10/10	at Atlanta	S	2	2	0	-	-	-	-	1	-	-	-
10/17	at Green Bay	S	2	2	0	-	-	-	-	-	-	-	-
10/24	at N.Y. Giants	S				Inactive				-	-	-	-
10/31	at Dallas	S				Inactive				-	-	-	-
11/07	at Washington	S	2	2	0	-	-	-	-	1	-	-	-
11/14	at Jacksonville	S	6	5	1	-	-	-	-	-	-	-	-
11/21	at Minnesota	S	5	4	1	-	-	-	-	1	-	-	-
11/25	at Indianapolis	S	8	8	0	-	-	-	-	1	-	-	-
12/05	at Arizona	S	3	3	0	-	-	-	-	1	-	-	-
12/12	at Green Bay	S				Inactive				-	-	-	-
12/19	at Minnesota	S				Inactive				-	-	-	-
12/26	at Chicago	S				Inactive				-	-	-	-
01/02	at Tennessee	S				Inactive				-	-	-	-
2004 Totals													
10/10	48	43	5	0.0	0.0	0	0	0	13	0	0	0	0
2005	Opponent	P/S	TT	UT	A	S	Yds	I	Yds	PD	FF	FR	SpT
09/11	at Green Bay	S	7	6	1	-	-	-	-	-	1	-	-
09/18	at Chicago	S	3	3	0	-	-	-	0	-	-	-	-
10/02	at Tampa Bay	S				Placed on Reserve/Injured				-	-	-	-
2005 Totals													
2/2	10	9	1	0.0	0.0	0	0	0	1	1	0	0	0
2006	Opponent	P/S	TT	UT	A	S	Yds	I	Yds	PD	FF	FR	SpT
09/10	at Seattle	S	8	7	1	-	-	-	-	2	-	-	-
09/17	at Chicago	S	1	1	0	-	-	-	-	-	-	-	-
09/24	at Green Bay	S				Inactive				-	-	-	-
10/01	at St. Louis	S				Inactive				-	-	-	-
10/08	at Minnesota	S	6	6	0	-	-	-	-	1	-	-	-
10/15	at Buffalo	S	9	9	0	-	-	-	-	1	-	-	-
10/22	at N.Y. Jets	S	3	3	0	-	-	-	-	-	-	-	-
11/05	at Atlanta	S	4	3	1	-	-	-	-	1	-	-	-
11/12	at San Francisco	S	4	4	0	-	-	-	-	-	-	-	-
11/19	at Arizona	S	5	5	0	-	-	-	-	-	-	-	-
11/23	at Miami	S	4	3	1	-	-	-	-	1	-	1	-
12/03	at New England	S	2	1	1	-	-	-	-	-	-	-	-
12/10	at Minnesota	S				Inactive				-	-	-	-
12/17	at Green Bay	S				Inactive				-	-	-	-
12/24	at Chicago	S				Inactive				-	-	-	-
12/31	at Dallas	S				Placed on Reserve/Injured				-	-	-	-
2006 Totals													
10/10	46	42	4	0.0	0.0	0	0	0	6	0	1	0	0
2007	Opponent	P/S	TT	UT	A	S	Yds	I	Yds	PD	FF	FR	SpT
09/09	at Oakland	S	8	7	1	-	-	-	-	0	1	-	-
09/16	at Minnesota	S	9	9	0	-	-	-	-	-	-	-	-
09/23	at Philadelphia	S	3	1	2	-	-	-	-	-	-	-	-
09/30	at Chicago	S	9	7	2	-	-	1	0	3	-	-	-
10/07	at Washington	S	5	4	1	-	-	-	-	0	-	1	-
10/21	at Tampa Bay	S	6	5	1	-	-	-	-	0	-	-	-
10/28	at Chicago	S	7	7	0	-	-						



6-4 ➤ 230 lbs ➤ Born 5/17/82 ➤ Exp. (NFL/Patriots): 4/4
GP/GS (Playoffs): 14/0 (4/0) ➤ Acq: D7a-05 (230th) ➤ Southern California ➤ Northridge, Calif.

CAREER TRANSACTIONS

Matt Cassel was drafted by the New England Patriots in the seventh round (230th overall) of the 2005 NFL Draft ... Signed by the Patriots (6/28/05).

SEASONAL REVIEWS

➤ **2007 (6/0, 0/0):** Tied a career-high, seeing playing time in six games in 2007 ... Took in his first NFL touchdown on a 15-yard scramble while completing two of three passes for 28 yards against Washington Redskins (10/28) ... Set up his own rushing score with a 21-yard connection to Jabar Gaffney on a fourth-and-two play ... Saw action as the backup quarterback in the Patriots' win versus Buffalo (9/23) ... Completed the Patriots' victory over the Cincinnati Bengals (10/1) ... Came in as the backup quarterback in the fourth quarter against Miami (10/21) ... Relieved Tom Brady in the fourth quarter and completed both of his two pass attempts for 10 yards in the Patriots' win over the Buffalo Bills (11/18).

➤ **2006 (6/0, 3/0):** Saw action in a total of six regular-season games and three playoff contests ... Saw action at quarterback in five regular-season games and served as the team's holder in the final two regular-season games and all three playoff contests ... Saw his first action of the season as a reserve at quarterback in the fourth quarter at Minnesota (10/30) ... Did not attempt a pass ... Saw action at quarterback in the final two series of the Patriots' 35-0 road victory over the Packers (11/19) ... Saw action as the backup quarterback during the final series of the fourth quarter against Miami (12/10) ... Completed two of three passes for 12 yards ... Found Daniel Graham for an 8-yard reception on third-and-six in the fourth quarter ... Saw action as the backup quarterback in the fourth quarter of the Patriots' commanding 40-7 victory over the Texans (12/17) ... Completed three of four passes for 20 yards ... Found Corey Dillon for a 10-yard reception on a third-and-seven play in the fourth quarter ... Connected with Reche Caldwell for a 6-yard gain on fourth-and-four late in the fourth quarter ... Saw action in a reserve role in the fourth quarter of the Patriots' 40-23 victory over the Titans (12/31) ... Extended the Patriots' final touchdown drive with a 5-yard scamper on third-and-one late in the fourth quarter.

➤ **2005 (2/0, 1/0):** Played in two regular-season games and one playoff contest ... Participated in his first career NFL contest and recorded his first career NFL completion on a 3-yard pass to Patrick Pass in the fourth quarter against San Diego (10/2) ... Threw his first career touchdown pass to Tim Dwight against Miami (1/1/06) ... Played in his first career NFL contest against San Diego (10/2). Saw action at quarterback in the fourth quarter and completed two of four passes for 15 yards with an interception ... Recorded his first career NFL completion on a 3-yard pass to Patrick Pass ... Played the final three quarters and completed 11 of 20 passes for 168 yards and two touchdowns for a 116.2 passer rating against Miami (1/1) ... Connected with Tim Dwight for his first career

touchdown pass from nine yards out. Found Benjamin Watson for a 9-yard touchdown strike on the final play of the game.

COLLEGE

Served as backup to Heisman Trophy winning quarterbacks Carson Palmer and Matt Leinart at Southern Cal ... Played in 25 games, completing 20 of 33 pass attempts for 192 yards. 2004 (Senior): Saw reserve action in nine games and completed 10 of 14 passes for 97 yards. 2003 (Junior): Won the Howard Jones/Football Alumni Club Academic Award as the USC upperclassman with the highest GPA ... Played quarterback and tight end ... Saw action in eight games ... Completed 6 of 13 passes for 63 yards. 2002 (Sophomore): Saw late action in ten games as a backup to Carson Palmer, completing 3 of 4 passes for 27 yards. 2001 (Freshman): Won USC's Co-Lifter Award ... Appeared in seven games as a wide receiver and on special teams ... Played quarterback briefly against California and was 1 of 2 for five yards ... He also ran for 22 yards on three carries (7.3 avg), caught a 12-yard pass and made a tackle on the season. 2000 (Redshirt): Redshirted as a freshman quarterback.

PERSONAL

Matthew Cassel was born on May 17, 1982 ... Played on the Northridge (Calif.) team that was a finalist at the 1994 Little League World Series ... Was featured in the HBO documentary "Freshman Year," filmed in 1999-2000 ... Older brother, Jack, is a pitcher for the Houston Astros and younger brother, Justin, is in the Chicago White Sox system ... Attended Chatsworth (Calif.) High ... Completed 137-of-261 passes (52.5 pct) for 2,020 yards with 14 touchdowns and five interceptions as a senior, also running for 252 yards on 115 carries (2.2 avg) with 11 touchdowns ... Passed for 324 yards with 5 touchdowns in one game ... As a junior, completed 199-of-360 passes for 2,930 yards with 26 touchdowns and seven interceptions and rushed for 496 yards with six scores ... Helped Chatsworth to the L.A. City baseball title in 1999 while hitting .390 with three home runs and 29 RBI as a first baseman and third baseman ... Was a communication major at USC.

EXTRA POINTS

➤ Matt has two brothers who play professional baseball. His older brother Jack is a pitcher for the Houston Astros and his younger brother Justin is a pitcher in the Chicago White Sox system. Matt was also selected in the Major League Baseball draft, picked in the 36th round in 2004 by the Oakland Athletics.

➤ Matt played in the Little League World Series in 1994. His Northridge, Calif. team made it to the finals of the tournament.

MATT CASSEL

Pos: QB Ht: 6-4 Wt: 230 lbs Year: 4th Acq: D7a-05 (230th) College: Southern Cal Born: 5/17/82

REGULAR SEASON			PASSING STATISTICS															
Year	Team	G/S	Att	Cmp	Yds	Yds/Att	Pct	TD	TD %	Int	Int %	Lg	Sacks	Rating				
2005	Patriots	2/0	24	13	183	7.63	54.2	2	8.3	1	4.2	36	1/1	89.4				
2006	Patriots	6/0	8	5	32	4.00	62.5	0	0.0	0	0.0	10	3/15	70.8				
2007	Patriots	6/0	7	4	38	5.43	57.1	0	0.0	1	14.3	21	0/0	32.7				
Totals-3 years		14/0	39	22	253	6.49	56.4	2	5.1	2	5.1	36	4/16	71.8				
POSTSEASON			PASSING STATISTICS															
Year	Team	G/S	Att	Cmp	Yds	Yds/Att	Pct	TD	TD %	Int	Int %	Lg	Sacks	Rating				
2005	Patriots	1/0	0	0	0	0.0	0.0	0	0.0	0	0.0	0	0/0	---				
2006	Patriots	3/0	0	0	0	0.0	0.0	0	0.0	0	0.0	0	0/0	---				
2007	Patriots	0/0	0	0	0	0/0	0.0	0	0.0	0	0.0	0	0/0	---				
Totals-3 years		4/0	0	0	0	0.0	0.0	0	0.0	0	0.0	0	0/0	---				
REGULAR SEASON			RUSHING					FUMBLES		POSTSEASON					RUSHING		FUMBLES	
Year	Team	No	Yds	Avg	Lg	TD	No	Lost	Year	Team	No	Yds	Avg	Lg	TD	No	Lost	
2005	Patriots	6	12	2.0	9	0	2	0	2005	Patriots	1	-1	-1.0	-1	0	0	0	
2006	Patriots	2	4	2.0	5	0	1	1	2006	Patriots	0	0	0.0	0	0	0	0	
2007	Patriots	4	12	3.0	15t	1	1	0	2007	Patriots	0	0	0.0	0	0	0	0	
Totals-3 years		12	28	2.3	15t	1	4	1	Totals-3 years		1	-1	-1.0	-1	0	0	0	



DAN CONNOLLY

63

GUARD

6-4 > 313 lbs > Born 9/2/82 > Exp. (NFL/Patriots): 3/1
 GP/GS (Playoffs): 4/0 (0/0) > Acq: FA-07 > Southeast Missouri St. > St. Louis, Mo.

CAREER TRANSACTIONS

Dan Connolly was signed by the New England Patriots from their practice squad on Feb. 5, 2008 ... Originally signed by the Jacksonville Jaguars as a rookie free agent prior to the 2005 season ... Placed on the reserve/injured list (9/4/06) ... Released by the Jaguars (9/1/07) ... Signed to the Patriots practice squad (9/12/07).

SEASONAL REVIEWS

> **2007 (0/0):** Was signed to the Patriots practice squad on Sept. 12 and spent the remainder of the season on the practice squad ... Released by Jacksonville following the 2007 preseason (9/1).
 > **2006 (0/0 - Jacksonville):** Placed on the reserve/injured list on Sept. 4 and missed the entire 2006 regular season.
 > **2005 (4/0 - Jacksonville):** Played in four games for the Jaguars as a rookie, seeing action on special teams ... Was one of two undrafted Jaguars rookies to make the team (Derrick Wimbury) and was one of just 15 players in team history to make the team as an undrafted rookie ... Made his NFL debut on Dec. 11 against Indianapolis ... Was active for the final four games of the regular season and for a wild card playoff game at New England on Jan. 7.

COLLEGE

Was a four-year starting offensive tackle at Southeast Missouri State ... All-Conference selection for four consecutive seasons ... Finished career with 46 consecutive starts ... Started at offensive tackle in all 11 games as a senior ... Earned first-team All-Conference ... Started at offensive tackle all season as a junior and earned second-team All-Conference after allowing only one sack ... As a sophomore started at offensive tackle all season ... Earned second-team All-Conference after not allowing any sacks.

PERSONAL

Daniel Paul Connolly was born on Sept. 2, 1982 ... Was a three-time All-District and All-Conference at Marquette High in St. Louis ... First member of the 1,000-pound weight lifting club ... Actively supports teammates community efforts ... While with the Jaguars was a frequent visitor of Clara White Mission and Wolfson Childrens' Hospital ... Majored in sports management ... Dan is married to Lori.

EXTRA POINTS

> Dan's brother, Patrick, is the Chef de Cuisine at Radius, a French food restaurant in Boston. Patrick was the winner of the prestigious James Beard Foundation Award for Best Chef in the Northeast region for 2008.



5-11 > 237 lbs > Born 12/30/81 > Exp (NFL/Patriots): 2/2
Career GP/GS: 12/0 (2/0) > Acq: FA-07 > Navy > Haverford, Pa.

CAREER TRANSACTIONS

Kyle Eckel was signed to the Patriots' active roster from the practice squad on Oct. 1, 2007 ... Originally signed by the Patriots as an undrafted rookie free agent on April 29, 2005 ... Waived by the Patriots following 2005 training camp (9/3/05) ... Claimed off waivers by the Miami Dolphins (9/4/05) ... Placed on Reserve/Military list (9/7/05) ... Reinstated from the Reserve/Military list (11/2/06) ... Released by the Dolphins (9/1/07) ... Signed to the Patriots practice squad (9/3/07).

SEASONAL REVIEWS

> **2007 (12/0, 2/0):** Played in 12 games after being signed from the practice squad on Oct. 1, 2007 ... Rushed for 90 yards on 33 carries with two touchdowns in his rookie season ... Scored his first NFL touchdown on a 1-yard run in the fourth quarter of the Patriots' 48-27 win over the Dallas Cowboys (10/14) ... Led or tied for the team lead in special teams tackles three times (at IND, at BAL, vs. NYJ) ... Made his NFL debut while making three fourth-quarter carries for 11 yards in the Patriots' win at Cincinnati (10/1) ... Broke through the pile for his first career touchdown, a 1-yard carry on fourth and goal at the goal line in the Patriots' victory at Dallas (10/14) ... Led the team with two special teams tackles at Miami (10/21) ... Led all participants with three special teams tackles in the Patriots' comeback win at Indianapolis (11/4) ... Achieved career highs in both rushes and rushing yards with 10 carries for 40 yards and a touchdown at Buffalo (11/18) ... Took in a 1-yard plunge over center for his second career touchdown ... Played in his first career playoff game in the Patriots' victory over the San Diego Chargers in the AFC Championship Game (1/20) and downed a Chris Hanson punt at the Chargers' 4-yard line.

> **2006 (0/0 – Miami Dolphins):** Reinstated from the Reserve/Military list on Nov. 2 ... Spent the final nine games of the 2006 season on the Commissioner's Exempt Permission List.

> **2005 (0/0 – Miami Dolphins):** Released by the Patriots following training camp and claimed by the Dolphins on Sept. 4 ... Placed on the Reserve/Military list on Sept. 7.

COLLEGE

Collected 13 career 100-yard rushing games at Navy, the fourth most in school history ... Became just the third player in school history to rush for over 1,000 yards in a single season twice ... Finished his career with 2,906 career rushing yards, which ranks fourth all-time at Navy ... Registered 25 career rushing touchdowns, the fourth most in school history ... Rated as the second-best fullback in the country by The Sporting News ... Ranked as a preseason All-American and the top NFL fullback prospect in the country by draftboardinsider.com ... Rushed for 1,147 yards and 11 touchdowns as a senior ... Rushed 26 times for a career-high 179 yards and one touchdown against Army en route to being named the Philadelphia Sportswriters Most Valuable Player of the Army-Navy game for the second consecutive year ... As a junior, played in every game, starting the last 12 contests ... Carried the ball 236 times for 1,249 yards and 10 touchdowns ... Was named to the All-Independent team by College Football News ... Ran all over Army for 152 yards and two touchdowns on 29 carries ... Played in nine games, starting eight as a sophomore in 2002 ... Finished second on the team in rushing with 510 yards and four touchdowns ... Carried the ball 18 times for 59 yards and scored his first-two career touchdowns against N.C. State ... Did not see action as a freshman.

PERSONAL

Kyle Eckel was born on December 30, 1981 in South Philadelphia, Pa. ... Three-year letterwinner in football and baseball at Episcopal Academy ... Two-time first team all-area and all-league selection in football ... First team all-city selection in football as a senior ... Shared the all-city backfield team with Detroit Lions running back Kevin Jones ... Served as an honorary coach in the 2007 BELL Bowl, a fundraiser at Gillette Stadium to benefit the BELL Foundation ... Helped distribute Thanksgiving food baskets at Morgan Memorial Goodwill Industries in Boston ... Majored in economics at Navy.

EXTRA POINTS

> In 2007, Kyle served as an honorary coach in the 2007 BELL Bowl, a fundraiser at Gillette Stadium to benefit the BELL Foundation, an acronym for Building Educated Leaders for Life. The BELL Bowl is an annual event that is run by the New England Patriots Charitable Foundation and Fidelity Investments.

KYLE ECKEL

Pos: FB Ht: 5-11 Wt: 237 Year: 2nd Acq: FA-08 College: Navy Born: 12/30/81

REGULAR SEASON			RUSHING					RECEIVING					KICK RETURNS					PUNT RETURNS					
Year	Team	G/S	No	Yds	Avg	Lg	TD	No	Yds	Avg	Lg	TD	No	Yds	Avg	Lg	TD	No	FC	Yds	Avg	Lg	TD
2005	Dolphins	0/0	Reserve/Military List																				
2006	Dolphins	0/0	Reserve/Military List and Commissioner's Exempt List																				
2007	Patriots	12/0	33	90	2.7	14	2	1	6	6.0	6	0	0	0	0.0	0	0	0	0	0.0	0	0	
Totals-1 year		12/0	33	90	2.7	14	2	1	6	6.0	6	0	0	0	0.0	0	0	0	0	0.0	0	0	

Additional Statistics: Special Teams Tackles (12); 2007 (12).

POSTSEASON		RUSHING							RECEIVING					KICK RETURNS					PUNT RETURNS				
Year	Team	G/S	No	Yds	Avg	Lg	TD	No	Yds	Avg	Lg	TD	No	Yds	Avg	Lg	TD	No	FC	Yds	Avg	Lg	TD
2007	Patriots	2/0	0	0	0.0	0	0	0	0	0.0	0	0	0	0	0.0	0	0	0	0	0	0.0	0	0



HEATH EVANS

44

FULLBACK

6-0 > 250 lbs > Born 12/30/78 > Exp. (NFL/Patriots): 8/4
GP/GS (Playoffs): 105/8 (9/0) > Acq: FA-05 > Auburn > West Palm Beach, Fla.

CAREER TRANSACTIONS

Heath Evans was signed by the New England Patriots as a veteran free agent on November 1, 2005 ... Originally drafted by the Seattle Seahawks in the third round (82nd overall) of the 2001 NFL Draft ... Re-signed by the Seahawks (4/7/04) ... Signed by the Miami Dolphins as an unrestricted free agent (3/17/05) ... Released by the Miami Dolphins (10/25/05).

CAREER HIGHLIGHTS

- Evans set a career high with three touchdowns in 2007 while carrying the ball 34 times for 121 yards as the Patriots averaged 4.10 yards per carry, their highest rushing average since 1985.
- In 2006, Evans helped pave the way for the Patriots to record 1,969 rushing yards, the team's second highest total in the last 18 years.
- Evans scored the first touchdown of his career against Miami (10/8/06), hauling in a 1-yard scoring pass from Tom Brady.
- While filling in as the lead rusher for the Patriots in 2005, Evans recorded 158 rushing yards on 33 carries (4.8 avg) over a two game span (11/13-11/20).
- In 2005, Evans split time with the Dolphins and Patriots and set career highs with 52 carries for 192 yards and 14 receptions for 105 yards.

SEASONAL REVIEWS

- 2007 (16/1, 3/0): Played in all 16 regular-season games, including one start at fullback in 2007 ... Carried the ball twice and scored his first rushing touchdown of the season on a 1-yard lunge in the Patriots' victory over the New York Jets (9/9) ... Provided a key block on Ellis

Horbs' record-setting 108-yard touchdown run on the opening kickoff of the second half ... Provided lead blocks that helped Sammy Morris in his second career 100-yard rushing game at Cincinnati (10/1) ... Hauled in a season-long 29-yard reception at Miami (10/21) that helped to set up a Randy Moss touchdown catch ... Tied for the team lead in special teams tackles with two against Washington (10/28) ... Collected season highs with a 10-carry, 56-yard performance, while hauling in two passes for 10 yards and making one special teams tackle in the Patriots' win at Buffalo (11/18) ... Scored his second rushing touchdown of the season on a 1-yard run over right guard in the Patriots' win over Philadelphia (11/25) ... Scored his second touchdown in as many weeks with a 1-yard dash at Baltimore (12/3) ... Contributed key blocks to Laurence Maroney's pair of 50-plus yard runs, including his 59-yard touchdown run in the first half against Miami (12/23) ... Recorded one special teams tackle on a devastating hit on Dolphins' returner Ted Ginn, Jr. on a second-quarter kickoff versus Miami (12/23) ... Provided the lead block on Laurence Maroney's 1-yard touchdown plunge in the AFC Divisional playoff game against Jacksonville (1/12).

EXTRA POINTS

- Heath established the Heath Evans Foundation, dedicated to fostering hope and healing in the lives of children and families affected by sexual abuse. The foundation's website is www.heathevans.org
- As a senior at Auburn University in 2000, Heath opened holes for Rudi Johnson, who is now with the Cincinnati Bengals.

❖ **2006 (16/3, 3/0):** Played in all 16 games with three starts when the Patriots opened the game with a fullback ... Led the team in rushing yards once (at MIN) ... Scored his first career touchdown on a 1-yard reception from Tom Brady in the Patriots' 20-10 victory over Miami (10/8) ... Played in a reserve role at fullback and led the team with 35 rushing yards at Minnesota (10/30) ... Played in a reserve role at fullback and rushed the ball twice for eight yards ... Gained seven yards and a first down on a third-and-one rush in the first quarter ... Picked up the first down with a 1-yard plunge on a fourth-and-one rush in the second quarter against the N.Y. Jets (11/12). ... Played in a reserve role at fullback ... Provided the lead block on two of Corey Dillon's touchdown runs ... Saved a potential Lions touchdown by jumping on a Tom Brady fumble in the end zone that resulted in a safety against Detroit (12/3) ... Saw significant action in a reserve role at running back in the AFC Championship Game against Indianapolis (1/21), especially on passing downs in the second half ... Snared four receptions for 33 yards ... Rushed the ball once for four yards ... Posted a solo special teams tackle on coverage units.

❖ **2005 (6/1, 1/0 – New England; 6/2 – Miami):** Set career highs with 52 carries for 192 yards and 14 receptions for 105 yards ... Began the season with the Miami Dolphins, where he played in six games with two starts ... Recorded four receptions for 17 yards and one rush for no gain with the Dolphins ... Released by Miami (10/25) and signed by the Patriots as a free agent (11/01) ... Played in six games with one start for the Patriots ... Collected a career-high 84 rushing yards on 17 carries against Miami (11/13) ... Twice led the Patriots in rushing ... Led the team with a career-high 84 rushing yards on 17 carries against Miami (11/13) ... Caught three passes for 18 yards out of the backfield ... Gave the Patriots a 23-16 lead with a two-point conversion run in the fourth quarter ... Led the team with 74 rushing yards on 16 carries against New Orleans (11/20).

❖ **2004 (15/0, 1/0 – Seattle):** Rushed for 20 yards on seven carries and caught two passes for 12 yards ... Tied

for sixth on the squad with eight special teams tackles ... Fielded three kickoffs for a 17.0-yard average with a long of 21 ... Rushed for 21 yards on six carries and caught one pass for nine yards against San Francisco (9/26).

❖ **2003 (14/1, 1/0 – Seattle):** Rushed for 24 yards on seven carries and caught two passes for 34 yards ... Added a tackle on special teams ... Hauled in a career-long 20-yard reception against Baltimore (11/23).

❖ **2002 (16/1 – Seattle):** Rushed for 53 yards on 17 attempts, while also accumulating eight receptions for 41 yards ... Was credited with one special teams tackle and returned six kickoffs for a 13.8-yard average. ... Made the first start of his NFL career against the Arizona Cardinals (11/10) ... Registered then career-high figures of five rushing attempts for 22 yards against San Diego (12/29).

❖ **2001 (16/0 – Seattle):** Saw action at fullback ... Recorded five special teams tackles while rushing twice for 11 yards.

COLLEGE

Was a three-year letterman at Auburn (1998-2000), playing in 28 games and starting 16 ... Was used as a lead blocker and rushed for 629 yards and six touchdowns on 149 carries ... Caught 30 passes for 354 yards and a touchdown ... As a senior, opened holes for running back Rudi Johnson, who is now with the Cincinnati Bengals ... Led team in rushing as a sophomore with 330 yards on 93 attempts, scoring two touchdowns.

PERSONAL

Bryan Heath Evans was born the son of Bryan and Candy Evans on December 30, 1978 in West Palm Beach, Fla. ... Was a two-time all-state pick as a tailback at The King's Academy in West Palm Beach, where he also lettered in basketball ... Led the state of Florida in scoring as a senior, totaling 32 touchdowns (27 rushing, 5 receiving) ... Also played linebacker in high school ... Majored in communications at Auburn ... Heath and his wife Bethann have two daughters, Ava and Naomi.

HEATH EVANS


Pos: FB Ht: 6-0 Wt: 250 Year: 8th Acq: FA-04 College: Auburn Born: 12/30/78

REGULAR SEASON		RUSHING						RECEIVING						KICK RETURNS						PUNT RETURNS					
Year	Team	G/S	No	Yds	Avg	Lg	TD	No	Yds	Avg	Lg	TD	No	Yds	Avg	Lg	TD	No	FC	Yds	Avg	Lg	TD		
2001	Seahawks	16/0	2	11	5.5	7	0	0	0	0.0	0	0	3	40	13.3	20	0	0	0	0.0	0	0			
2002	Seahawks	16/1	17	53	3.1	8	0	8	41	5.1	13	0	6	85	14.2	20	0	0	0	0.0	0	0			
2003	Seahawks	14/0	7	24	3.4	8	0	2	34	17.0	20	0	1	14	14.0	14	0	0	0	0.0	0	0			
2004	Seahawks	15/0	7	20	2.9	7	0	2	12	6.0	9	0	3	51	17.0	21	0	0	0	0.0	0	0			
2005	Dolphins	6/2	1	0	0.0	0	0	4	17	4.2	5	0	0	0	0.0	0	0	0	0	0.0	0	0			
2005	Patriots	6/1	51	192	3.8	21	0	10	88	8.8	19	0	0	0	0.0	0	0	0	0	0.0	0	0			
2005 Totals		12/3	52	192	3.7	21	0	14	105	7.5	19	0	0	0	0.0	0	0	0	0	0.0	0	0			
2006	Patriots	16/3	27	117	4.3	35	0	7	34	4.9	11	1	0	0	0.0	0	0	0	0	0.0	0	0			
2007	Patriots	16/1	34	121	3.6	11	3	4	43	10.8	29	0	1	13	13.0	13	0	0	0	0.0	0	0			
Totals-7 years		105/8	146	538	3.7	35	3	37	269	7.3	29	1	14	202	14.4	21	0	0	0	0.0	0	0			
POSTSEASON		RUSHING						RECEIVING						KICK RETURNS						PUNT RETURNS					
Year	Team	G/S	No	Yds	Avg	Lg	TD	No	Yds	Avg	Lg	TD	No	Yds	Avg	Lg	TD	No	FC	Yds	Avg	Lg	TD		
2003	Seahawks	1/0	0	0	0.0	0	0	0	0	0.0	0	0	0	0	0.0	0	0	0	0	0.0	0	0			
2004	Seahawks	1/0	0	0	0.0	0	0	0	0	0.0	0	0	0	0	0.0	0	0	0	0	0.0	0	0			
2005	Patriots	1/0	0	0	0.0	0	0	1	3	3.0	3	0	0	0	0.0	0	0	0	0	0.0	0	0			
2006	Patriots	3/0	2	4	2.0	4	0	4	33	8.3	15	0	0	0	0.0	0	0	0	0	0.0	0	0			
2007	Patriots	3/0	3	9	3.0	4	0	1	13	13.0	13	0	0	0	0.0	0	0	0	0	0.0	0	0			
Totals-5 Years		9/0	5	13	2.6	4	0	6	49	8.2	15	0	0	0	0.0	0	0	0	0	0.0	0	0			

ADDITIONAL STATISTICS

Special Teams Tackles – Career (25); 2001 (5), 2002 (1), 2003 (2), 2004 (8), 2005 (1), 2006 (2), 2007 (6).

Special Teams Tackles Postseason – Career (7); 2006 (5), 2007 (2).



KEVIN FAULK

33

RUNNING BACK

SUPER BOWLS:

01 03 04

5-8 > 202 lbs > Born 6/5/76 > Exp. (NFL/Patriots): 10/10
GP/GS (Playoffs): 122/32 (17/4) > Acq: D2-99 (46th) > Louisiana State > Carencro, La.

CAREER TRANSACTIONS

Kevin Faulk was selected by the Patriots in the second round of the 1999 NFL Draft (46th overall) ... The pick was acquired in a trade with the Tennessee Titans in exchange for the Patriots second-round pick (52nd overall – John Thornton) and fourth-round pick (117th overall – Donald Mitchell) ... Signed a five-year contract with the Patriots (7/28/99) ... Placed on injured reserve with an ankle injury (12/19/99).

CAREER HIGHLIGHTS

- > Faulk is the Patriots' all-time leader in receptions by a running back, totaling 323 catches in his eight-year career. His 323 receptions rank sixth on the Patriots' all-time list. Faulk passed Tony Collins (260 catches) to become the Patriots' all-time leader on Nov. 26, 2006 against Chicago.
- > Faulk enters the 2008 season as the Patriots' all-time leading return specialist, totaling 4,688 combined return yards (3,918 kick return yards and 770 punt return yards).
- > Faulk is the Patriots' all-time kickoff return leader with 171 returns for 3,918 yards and two touchdowns. He became the all-time leader on Oct. 13, 2002, surpassing David Meggett's career total of 2,561 yards.
- > Faulk has recorded at least 25 rushes and 25 receptions in each of the last eight seasons (2000-07).
- > Faulk co-captained a Patriots offense in 2007 that set numerous NFL records, including most points (538) and most touchdowns (75) in a season.
- > In 2007, Faulk ranked third on the team with 47 receptions, trailing only Wes Welker (112) and Randy Moss (98). Faulk's 47 catches were one shy of his career high (48 in 2003).
- > Faulk's 20 receptions in the 2007 playoffs ranked second on the team, trailing only Welker (27).
- > Faulk led the Patriots with a career high 20 punt returns in 2004, gaining a total of 133 yards.
- > In the 2004 playoffs, Faulk participated in all three games and recorded 133 rushing yards on 22 carries (5.2 avg).
- > Faulk registered his 200th career reception in the Patriots' 29-6 victory over Buffalo (11/14/04).
- > Faulk led the Patriots with a career-high 1,078 yards from scrimmage in 2003. He finished second on the team in both carries (178) and receptions (48), gaining a career-high 638 yards on the ground and catching 440 yards worth of passes.
- > Faulk finished second in the NFL in 2002 with a career-high 27.9-yard kickoff return average in 2002 (26 att. - 725 yds).
- > Faulk returned two kickoffs for touchdowns in 2002 (86 yds at Oakland 11/17 and 87 yds vs. N.Y. Jets 12/22) and became just the second Patriot to return multiple kickoffs for touchdowns in one season, joining Raymond Clayborn, who returned three in 1977.
- > Faulk was the first player in Patriots history and the only

NFL player in 2002 to score multiple touchdowns rushing (2), receiving (3) and via kickoff return (2).

- > Faulk has two 100-yard receiving games to his credit, one each in 2002 and 2003. He amassed a career-high 109 receiving yards on seven catches at Chicago (11/10/02), becoming the first Patriots running back to eclipse the 100-yard receiving mark since Tony Collins gained 109 yards on six catches at Tampa Bay (10/27/85). In 2003, Faulk came within a whisker of his career-high with an eight-catch, 108-yard effort at Houston (11/23/03).
- > Completed his first career pass attempt when he took a direct snap from center and found quarterback Tom Brady for a 23-yard gain vs. Miami (12/22/01).
- > Faulk set a career high with 11 catches vs. Tampa Bay (9/3/00).
- > Set a career-high with a 95-yard kickoff return vs. N.Y. Jets (11/15/99). It was the eighth longest return – and the longest non-scoring return – in franchise history.

SEASONAL REVIEWS

- > **2007 (16/8, 3/2):** Played a full 16-game regular-season schedule for the second time in his career while making eight starts at running back ... Was voted an offensive co-captain by his teammates for the first time in his career ... Moved past Craig James and into 10th place on the Patriots' all-time rushing list with a 50-yard performance in the Patriots' win over the Dallas Cowboys (10/14) ... Passed Gino Cappelletti to move into sixth place on the Patriots' all-time career receptions list with his 293rd career catch on a 7-yard reception in the Patriots' victory over the Washington Redskins (10/28) ... Tied for second on the team with his five receptions for 38 yards in the Patriots' win against Buffalo (9/23) ... Made three carries for 22 yards and caught three passes for 39 yards, including a 23-yard pick-up out of the backfield, at Cincinnati (10/1) ... Registered a season high 13 carries for 50 yards after starter Sammy Morris went down with an injury in the Patriots' win at Dallas (10/14) ... Finished second on the team with seven receptions for 57 yards tallied five carries for 32 yards against Washington (10/28) ... Caught four balls for 29 yards on the Patriots' opening drive against Washington, including his 293rd career receptions, moving him into sixth place on the Patriots' all-time list ...

EXTRA POINTS

- > In May 2008, Kevin hosted his second annual celebrity softball game in Brockton, Mass. to benefit the United Way of Massachusetts Bay and the United Way of Acadiana in his home state of Louisiana.
- > Kevin resisted the temptation of turning pro following his junior season at LSU, and stayed in school to earn his degree in Kinesiology in just three and a half years.

Dove into the end zone after a 13-yard catch-and-go from Tom Brady for the game-winning touchdown in the Patriots' comeback win at Indianapolis (11/4) ... Extended the game-tying fourth-quarter drive with a hard-fought 2-yard gain on fourth and one at Baltimore (12/3) ... Streaked across the field and forced a fumble, which was recovered by Benjamin Watson, after Ed Reed had intercepted a Tom Brady pass in the first half of the Patriots' win at Baltimore (12/3) ... Pulled in a season-high eight catches for 68 yards out of the backfield in a reserve role at running back as the Patriots became the first NFL team to finish with a 16-0 regular-season record with a win over the New York Giants (12/29) ... Extended the final touchdown drive of the game with a 13-yard reception on third and 11 ... Made five catches out of the backfield for 36 yards and carried the ball four times for nine yards in the Patriots' divisional playoff win over Jacksonville (1/12) ... Led the team in receptions with eight catches for 82 yards out of the backfield in the Patriots' win over San Diego in the AFC Championship Game (1/20) ... Made a terrific diving catch on third and three for a 14-yard gain ... Finished second on the team with seven receptions for 52 yards in Super Bowl XLII (2/3) ... Four of his seven catches against New York came on third down and resulted in Patriots' first downs.

➤ **2006 (15/1, 3/1):** Played in 15 regular season games with one start at running back ... Saw action in all three postseason contests with one start ... Set the Patriots' career record for receptions by a running back, passing Tony Collins, with his 262nd catch on a 9-yard grab in the fourth quarter of the Patriots' 17-13 victory over the Bears (11/26/06) ... Tied for the team lead in receptions four times (vs. DEN, vs. IND, vs. CHI, vs. DET) ... Led the team in receiving yards once (vs. HOU) ... Lined up at wide receiver and made a diving catch in the corner of the end zone for a 17-yard touchdown in the season opener against Buffalo (9/10) ... Gave the Patriots excellent field position with a career-high 43-yard punt return to the Bengals 42-yard line in the second quarter against Cincinnati (10/1) ... It was New England's longest punt return since Troy Brown returned a punt 68 yards for a touchdown in the 2001 regular-season finale at Carolina on Jan. 6, 2002 ... Tied for the team lead with five receptions for 31 yards against Indianapolis (11/5) ... Extended the Patriots' first touchdown drive with a 14-yard reception on fourth-and-three in the first quarter ... Tied for the team lead with six receptions for 37 yards against Chicago (11/26) ... Kept the Patriots' first scoring drive alive with a 7-yard reception on third-and-four in the second quarter ... Set the Patriots' career record for receptions by a running back with a 9-yard grab in the fourth quarter ... Tied for the team lead with eight receptions for 59 yards against Detroit (12/3) ... Returned five kickoffs for 105 yards ... Tied a career high with two touchdowns against

Houston (12/17) ... Rushed the ball four times for 22 yards and a touchdown ... Snared two receptions for 46 yards and a touchdown in the win ... Gave the Patriots a 7-0 lead with an 11-yard touchdown run off left guard with 8:06 remaining in the first quarter ... Hauled in a 43-yard touchdown reception on a screen pass in the first quarter ... Caught one pass for seven yards and a touchdown in a wild card playoff game against the N.Y. Jets (1/7) ... Gave the Patriots a 30-16 lead with a 7-yard touchdown reception on third-and-goal in the fourth quarter ... In the divisional playoffs at San Diego (1/14), tied the game at 21-21 by taking a direct snap and rumbling in for the two-point conversion with less than five minutes remaining in the fourth quarter.

➤ **2005 (8/2, 2/1):** Played in eight games with two starts and recorded 51 rushes for 145 yards and 29 receptions for 260 yards ... With the 211th reception of his career (9/25), moved into second place on the Patriots' all-time list for receptions by a running back ... Finished second on the team with a season-high seven receptions for 71 yards against Pittsburgh (9/25) ... Snared a season-long 23-yard screen pass in the second quarter. His first reception of the game, an 8-yard grab near the end of the first quarter, was the 211th reception of his career, moving him into second place all-time among Patriots running backs ... Led the team with six receptions for 71 yards against Buffalo (12/11) ... Kept a Patriots touchdown drive alive with a 15-yard reception on third-and-seven. Furthered another Patriots touchdown drive with a 13-yard catch on third-and-six ... Started at running back and led the team with 51 rushing yards on just six carries in the wild card playoff matchup against Jacksonville (1/7) ... Finished second on the team with four receptions for 45 yards.

➤ **2004 (11/1, 3/0):** Carried the ball 54 times for 255 yards and two rushing touchdowns ... Grabbed 26 receptions for 248 receiving yards and a touchdown out of the backfield ... Led the team with a career-high 20 punt returns for 133 yards ... Recorded at least 50 rushes and 25 receptions for the third consecutive season ... Led the team in receptions in back-to-back games (10/24 and 10/31) ... Led the team with six receptions for 44 yards against the N.Y. Jets (10/24). Carried the ball four times for 21 yards in the victory ... Started at running back and tied for the team lead with a season-high eight receptions for 72 yards against the Steelers (10/31) ... Carried the ball 13 times for a season-high 87 yards and a touchdown against Cleveland (12/5). Rumbled for a season-long 20-yard gain in the third quarter. Scored his first touchdown of the season with a 10-yard run ... Carried the ball eight times for 38 yards in the Patriots' 24-21 victory over the Eagles in Super Bowl XXXIX ... Set up the Patriots' third touchdown of the game with a 12-yard reception down to the Eagles' 2-yard line.

➤ **2003 (15/8, 3/0):** Led the team with 1,078 yards from scrimmage ... Ranked second on the team with 638 rushing yards ... Finished second on the team with 48 receptions ... Set career-highs with 23 rushes for 96 yards (10/26) ... Registered 188 yards from scrimmage at Houston (11/23), marking the most yards from scrimmage by a Patriot since Terry Glenn amassed 214 receiving yards at Cleveland (10/03/99) ... Started in games 2-4, 7, 8, 11, 12 and 14 ... Registered a then career-high 87 rushing yards on 14 carries against the N.Y. Giants (10/12) ... Carried the ball five times for 40 yards on the Patriots' initial drive of the second half that ended with an Adam Vinatieri 28-yard field goal and a 10-3 New England lead ... Set career-highs with 23 rushes for 96 yards in the Patriots' 9-3 win over the Browns (10/26) ... Also caught six passes for 58 yards in the victory. Compiled nearly half of the Patriots' yards on their eight-play, 70-yard scoring drive in the third quarter, amassing 32 yards from scrimmage ... Started at running back and registered 188 yards from scrimmage against the Houston Texans (11/23) ... Recorded game-highs with eight receptions and 108 yards receiving ... Tied a career-high with 23 rushes for 80 yards ... Rushed six

KEVIN FAULK'S SINGLE-GAME CAREER HIGHS

Regular Season

Rushing

Attempts:	23	at Houston (11/23/03) vs. Cleveland (10/26/03)
Yards:	96	vs. Cleveland (10/26/03)
Avg. (min. 10 att.):	6.7	at Cleveland (12/05/04)
Long:	45t	at Buffalo (11/3/02)

Receiving

Receptions:	11	vs. Tampa Bay (9/3/00)
Yards:	109	at Chicago (11/10/02)
Long:	52t	vs. Miami (12/24/00)

Touchdowns

Total:	2	vs. Houston (12/17/06) at Chicago (11/10/02)
Rushing:	1	11 times, most recent vs. Houston (12/17/06)
Receiving:	2	at Chicago (11/10/02)

times for 42 yards and caught four passes for 19 yards in the Patriots' 32-29 Super Bowl XXXVIII victory over the Panthers ... Gave the Patriots a seven-point lead by converting a two-point conversion on a direct snap from center with 2:51 remaining in the fourth quarter.

➤ **2002 (15/0):** Amassed 1,440 all-purpose yards while playing in 15 games ... Tied for second on the team with seven touchdowns (three receiving, two rushing, two kick returns) ... Became the first player in franchise history and was the only player in the NFL during the 2002 season to record multiple touchdowns in three categories (rushing, receiving and kick returns) ... Ranked second on the team with 271 yards rushing on 52 attempts (5.2 avg.) and two touchdowns ... Finished fourth on the team with 37 receptions for 379 yards (10.2 avg.) and three touchdowns ... Chalked up a career-high 109 receiving yards on seven catches at Chicago (11/10), the first time a Patriots running back had over 100 yards receiving since Tony Collins gained 109 yards on six catches at Tampa Bay (10/27/85) ... Also totaled a career-high two receiving touchdowns at Chicago (11/10) ... Led the team in receiving twice with 109 yards at Chicago (11/10) and 70 yards vs. Miami (12/29) ... Led the Patriots and finished second in the NFL with a kickoff return average of 27.9 yards ... Became the Patriots all-time leading kickoff returner against Green Bay (10/13) ... Returned two kickoffs for touchdowns, 86 yards at Oakland (11/17), and 87 yards vs. N.Y. Jets (12/22) and was just the second Patriot to return multiple kickoffs for touchdowns since Raymond Clayborn returned three for scores in 1977 ... Set a franchise record for kickoff return yardage by recording 220 yards vs. N.Y. Jets (12/22) ... Added eight punt returns for 65 yards (8.1 avg.).

➤ **2001 (15/1, 3/0):** Played in 15 games, including one start and led the team for the third consecutive season with 33 kickoff returns and 662 kickoff return yards (20.1 avg.) ... Finished second on the team with 169 yards rushing on 41 carries (4.1 avg.) and one touchdown ... Completed the first pass of his career when he took a direct snap and hooked up with Tom Brady on a 23-yard pass play vs. Miami (12/22) ... Accomplished season-highs with nine carries and 48 yards rushing (4.8 avg.), including an eight-yard touchdown in 44-13 victory over the Colts (9/30). Added two receptions for a season-high 38 yards receiving ... Snared a season-high seven catches, including an acrobatic six-yard touchdown reception in the Patriots 21-11 victory over the Bills (11/11) ... Carried the ball twice for 15 yards in the Patriots' Super Bowl XXXVI victory over the St. Louis Rams. Rushed for eight yards on third-and-two, late in the second quarter extending a drive that ended in a Brady to David Patten eight-yard touchdown pass.

➤ **2000 (16/9):** Started nine of the 16 games at running back and was also utilized as a kickoff and punt returner ... Led the Patriots and ranked 15th in the AFC with 570 yards rushing ... Finished third on the team with 51 receptions for 465 yards ... Led the Patriots for the second year in a row with 38 kickoff returns for 816 yards (21.5 avg.) ... Set a career-high with 11 catches for 62 yards against Tampa Bay (9/3) ... Faulk's 11 receptions tied him for the sixth highest in receptions in a game in franchise history ... Contributed three kickoff returns for 85 yards (28.3 avg.) ... Caught a career-long 52-yard touchdown pass from Drew Bledsoe and gained 34 yards rushing on 12 carries against Miami (12/24).

➤ **1999 (11/2):** Played in 11 games for the Patriots as a rookie ... Started the first two games of the season, but an ankle injury caused him to miss the next two games ... Returned in a reserve role behind Terry Allen and filled in as a third-down back for the next nine games ... Finished his rookie campaign second on the team with 227 rushing yards on 67 carries and a touchdown ... He also had 12 receptions for 98 yards and a touchdown ... Sprained an ankle at Indianapolis (12/12) and

FAULK: FRANCHISE RB RECEPTIONS LEADER

Kevin Faulk is the Patriots' all-time leader in receptions by a running back, entering 2008 with 323 career receptions. His receiving total ranks sixth on the Patriots' overall receptions list entering 2008. Faulk passed Gino Cappelletti (292) to move into sixth on the Patriots' all-time receptions list on Oct. 28, 2007.

RECEPTIONS BY PATRIOTS RUNNING BACKS

Player	Years	Rec.
Kevin Faulk	1999-2007	323
Tony Collins	1981-1987	261
Sam Cunningham	1973-79, 1981-82	210

PATRIOTS ALL-TIME CAREER RECEPTIONS LIST

Rk	Player	Pos.	Years	Rec.
1	Troy Brown	WR	1993-2007	557
2	Stanley Morgan	WR	1977-1989	534
3	Ben Coates	TE	1991-1999	490
4	Irving Fryar	WR	1984-1992	363
5	Terry Glenn	WR	1996-2001	329
6	Kevin Faulk	RB	1999-2007	323
7	Gino Cappelletti	WR	1960-1970	292

missed the rest of the season after being placed on injured reserve (12/14) ... Rushed for 17 yards on 10 carries in his NFL debut against the N.Y. Jets (9/12) ... One of three rookie starters for the Patriots (along with Damien Woody and Andy Katzenmoyer), the most in a season opener since 1993 ... Established a then personal best with 238 all-purpose yards and scored his first career touchdown on a 15-yard run over right tackle vs. the defending Super Bowl Champion Broncos (10/24) ... Earned Miller Lite Player of the Game honors for his performance against the Jets (11/15) ... Returned a kickoff 95 yards to the Jets five-yard line ... The return was the eighth longest return, and the longest non-scoring return, in franchise history ... It was the longest return by a Patriot since Jon Vaughn returned a kickoff 100 yards (12/20/92 vs. Cincinnati) ... Finished the night with four kick returns for 170 yards ... Recorded his first career receiving touchdown on a 13-yard pass from Drew Bledsoe in the fourth quarter.

COLLEGE

Faulk finished his collegiate career ranked fifth in NCAA history with 6,833 career all-purpose yards and 53 total touchdowns ... Finished his college career trailing only Georgia running back Herschel Walker in SEC history in rushing yards (4,557) and rushing touchdowns (46) ... Finished with school records: 4,557 rushing yards, 6,833 all-purpose yards, 53 total touchdowns, 46 rushing touchdowns and 318 total points ... He is the only player in school history to rush for over 1,000 yards in a season three times in his career.

PERSONAL

Kevin Troy Faulk was born the son of Gerald and Vivian Faulk on June 5, 1976 in Lafayette, La. ... Rushed for 4,877 yards on 603 carries and 62 touchdowns during his career at Carencro (La.) High ... Totaled 7,612 all-purpose yards and scored 89 touchdowns during his high school career ... Set 17 career and school records ... Won the 1992 Class 5A State Championship at Carencro with 259 rushing yards and four touchdowns ... Supporter of the Kids Café Program at the Roxbury, Mass. Boys and Girls Club ... Helped distribute Thanksgiving food baskets at Morgan Memorial Goodwill Industries in Boston ... Graduated with a degree in Kinesiology ... Kevin and his wife Latisha have three children, Tanasha, Kevin III and Kevione.

KEVIN FAULK

Pos: RB Ht: 5-8 Wt: 202 Year: 10th Acq: D2-99 (46th) College: LSU Born: 6/5/76

REGULAR SEASON			RUSHING					RECEIVING					KICK RETURNS					PUNT RETURNS					
Year	Team	G/S	No	Yds	Avg	Lg	TD	No	Yds	Avg	Lg	TD	No	Yds	Avg	Lg	TD	No	FC	Yds	Avg	Lg	TD
1999	Patriots	11/2	67	227	3.4	43	1	12	98	8.2	19	1	39	943	24.2	95	0	10	4	90	9.0	20	0
2000	Patriots	16/9	164	570	3.5	18	4	51	465	9.1	52t	1	38	816	21.5	40	0	6	3	58	9.7	35	0
2001	Patriots	15/1	41	169	4.1	24	1	30	189	6.3	28	2	33	662	20.1	42	0	4	0	27	6.8	10	0
2002	Patriots	15/0	52	271	5.2	45t	2	37	379	10.2	36t	3	26	725	27.9	87t	2	8	4	65	8.1	16	0
2003	Patriots	15/8	178	638	3.6	23	0	48	440	9.2	27	0	10	207	20.7	30	0	5	6	66	13.2	19	0
2004	Patriots	11/1	54	255	4.7	20	2	26	248	9.5	31t	1	4	73	18.3	24	0	20	14	133	6.7	16	0
2005	Patriots	8/2	51	145	2.8	13	0	29	260	9.0	23	0	4	81	20.3	26	0	0	0	0	0.0	0	0
2006	Patriots	15/1	25	123	4.9	11t	1	43	356	8.3	43t	2	17	364	21.4	31	0	31	5	330	10.6	43	0
2007	Patriots	16/8	62	265	4.3	14	0	47	383	8.1	23	1	2	47	23.5	27	0	0	9	0	0.0	0	0
Totals-9 Years		122/32	694	2663	3.8	45t	11	323	2818	8.7	52t	11	173	3918	22.6	95	2	84	42	769	9.2	43	0

POSTSEASON			RUSHING					RECEIVING					KICK RETURNS					PUNT RETURNS					
Year	Team	G/S	No	Yds	Avg	Lg	TD	No	Yds	Avg	Lg	TD	No	Yds	Avg	Lg	TD	No	FC	Yds	Avg	Lg	TD
2001	Patriots	3/0	3	14	4.7	8	0	4	21	5.3	8	0	0	0	0.0	0	0	0	0	0	0.0	0	0
2003	Patriots	3/0	14	72	5.1	23	0	8	58	7.7	19	0	2	30	15.0	16	0	0	0	0	0.0	0	0
2004	Patriots	3/0	22	114	5.2	17	0	3	38	12.7	14	0	0	0	0.0	0	0	0	0	0	0.0	0	0
2005	Patriots	2/1	13	74	5.7	19	0	6	65	10.8	21	0	0	0	0.0	0	0	0	0	0	0.0	0	0
2006	Patriots	3/1	16	75	4.7	9	0	4	23	5.8	7t	1	0	0	0.0	0	0	1	2	0	0.0	0	0
2007	Patriots	3/2	6	24	4.0	8	0	20	170	8.5	14	0	0	0	0.0	0	0	0	3	0	0.0	0	0
Totals-6 Years		14/3	58	298	5.1	23	0	41	352	8.6	21	0	2	30	15.0	16	0	1	5	0	0.0	0	0

ADDITIONAL STATISTICS

Passing — Career: 3 att, 1 cmp, 23 yds, 61.8 rating. 2001: 1 att, 1 cmp for 23 yards. 2002: 1 att, 0 cmp. 2003: 1 att, 0 cmp.

KEVIN FAULK'S CAREER GAME-BY-GAME

		Rushing						Receiving						Kick Returns						Punt Returns					
1999	Opponent	P/S	No	Yds	Avg	Lg	TD	No	Yds	Avg	Lg	TD	No	Yds	Avg	Lg	TD	No	FC	Yds	Avg	Lg	TD		
09/12	at N.Y. Jets	S	10	17	1.7	4	0	1	8	8.0	8	0	3	69	23.0	27	0	-	-	-	-	-	-		
09/19	Indianapolis	S	5	9	1.8	7	0	1	1	1.0	1	0	4	64	16.0	21	0	-	-	-	-	-	-		
09/26	N.Y. Giants		Inactive											Inactive											
10/03	at Cleveland		Inactive											Inactive											
10/10	at Kansas City	p	3	2	0.7	2	0	-	-	-	-	-	3	68	22.7	32	0	1	0	-1	-1.0	-1	0		
10/17	Miami	p	2	3	1.5	3	0	-	-	-	-	-	5	143	28.6	61	0	3	1	17	5.7	15	0		
10/24	Denver	p	5	24	4.8	15t	1	1	4	4.0	4	0	6	140	23.3	33	0	4	0	70	17.5	20	0		
10/31	at Arizona	p	17	42	2.5	8	0	-	-	-	-	-	1	14	14.0	14	0	2	3	4	2.0	4	0		
11/15	N.Y. Jets	p	2	7	3.5	6	0	2	21	10.5	13	1	4	170	42.5	95	0	-	-	-	-	-	-		
11/21	at Miami	p	5	61	12.2	43	0	2	6	3.0	7	0	6	115	19.2	27	0	-	-	-	-	-	-		
11/28	at Buffalo	p	7	22	3.1	9	0	2	15	7.5	9	0	3	62	20.7	27	0	-	-	-	-	-	-		
12/05	Dallas	p	9	36	4.0	6	0	3	43	14.3	19	0	2	50	25.0	27	0	-	-	-	-	-	-		
12/12	at Indianapolis	p	2	4	2.0	3	0	-	-	-	-	-	2	48	24.0	28	0	-	-	-	-	-	-		
12/19	at Philadelphia							Placed on Injured Reserve						12/14/99											
1999 Totals		13/2	67	227	3.4	43	1	12	98	8.2	19	1	39	943	24.2	95	0	10	4	90	9.0	20	0		

		Rushing						Receiving						Kick Returns						Punt Returns					
2000	Opponent	P/S	No	Yds	Avg	Lg	TD	No	Yds	Avg	Lg	TD	No	Yds	Avg	Lg	TD	No	FC	Yds	Avg	Lg	TD		
09/03	Tampa Bay	S	10	21	2.1	7	0	11	62	5.6	10	0	3	85	28.3	40	0	-	-	-	-	-	-		
09/11	at N.Y. Jets	S	21	82	3.9	11	0	4	23	5.8	10	0	3	75	25.0	30	0	-	-	-	-	-	-		
09/17	Minnesota	S	13	80	6.2	17	1	3	31	10.3	23	0	2	56	28.0	33	0	3	0	22	7.3	19	0		
09/24	at Miami	S	21	46	2.2	8	0	1	6	6.0	6	0	1	14	14.0	14	0	-	-	-	-	-	-		
10/01	at Denver	S	9	40	4.4	13	0	1	26	26.0	0	0	3	73	24.3	32	0	-	-	-	-	-	-		
10/08	Indianapolis	S	12	64	5.3	18	0	4	25	6.3	11	0	3	44	14.7	24	0	-	-	-	-	-	-		
10/15	N.Y. Jets	S	9	26	2.9	9t	1	5	27	5.4	12	0	5	105	21.0	30	0	-	-	-	-	-	-		
10/22	at Indianapolis	p	12	41	3.4	9	0	3	27	9.0	12	0	3	55	15.0	32	0	-	-	-	-	-	-		
11/05	Buffalo	S	2	2	1.0	2	0	1	-5	-5.0	-5	0	1	28	28.0	28	0	-	-	-	-	-	-		
11/12	at Cleveland	p	5	26	5.2	9	0	8	96	12.0	25	0	5	109	21.8	40	0	-	-	-	-	-	-		
11/19	Cincinnati	p	1	4	4.0	4	0	-	-	-	-	-	3	61	20.3	24	0	-	-	-	-	-	-		
11/23	at Detroit	p	-	-	-	-	-	-	-	-	-	-	6	111	18.5	22	0	1	1	2	2.0	2	0		
12/04	Kansas City	S	22	52	2.4	12	1	5	32	6.4	11	0	-	-	-	-	-	2	2	34	17.0	35	0		
12/10	at Chicago	p	1	0	0	0	0	2	27	13.5	18	0	-	-	-	-	-	-	-	-	-	-	-		
12/17	at Buffalo	p	14	52	3.7	13t	1	1	8	8.0	8	0	-	-	-	-	-	-	-	-	-	-	-		
12/24	Miami	p	12	34	2.8	9	0	2	80	40.0	52t	1	-	-	-	-	-	-	-	-	-	-	-		
2000 Totals		16/9	164	570	3.5	18	4	51	465	9.1	52t	1	38	816	21.5	40	0	6	3	58	9.7	35	0		

KEVIN FAULK'S CAREER GAME-BY-GAME (CONT.)

		Rushing						Receiving						Kick Returns						Punt Returns					
2001	Opponent	P/S	No	Yds	Avg	Lg	TD	No	Yds	Avg	Lg	TD	No	Yds	Avg	Lg	TD	No	FC	Yds	Avg	Lg	TD		
09/09	at Cincinnati			Inactive						Inactive						Inactive				Inactive					
09/23	N.Y. Jets	p	3	19	6.3	13	0	0	0	0	0	0	2	50	25.0	30	0	0	0	0	0	0	0	0	
09/30	Indianapolis	p	9	48	5.3	13	1	2	38	19.0	28	0	1	25	25.0	25	0	1	0	10	10.0	10	0	0	
10/07	at Miami	p	4	10	2.5	6	0	2	15	7.5	10	0	2	42	21.0	26	0	0	0	0	0	0	0	0	
10/14	San Diego	p	2	0	0.0	3	0	2	21	10.5	12	0	5	99	19.8	32	0	0	0	0	0	0	0	0	
10/21	at Indianapolis	p	1	2	2.0	2	0	0	0	0	0	0	4	87	21.8	25	0	0	0	0	0	0	0	0	
10/28	at Denver	p	5	12	2.4	4	0	4	26	6.5	8	0	6	135	22.5	42	0	1	0	2	2.0	2	0	0	
11/04	at Atlanta	p	1	2	2.0	2	0	5	21	4.2	10	1	1	18	18.0	18	0	0	0	0	0	0	0	0	
11/11	Buffalo	p	2	3	1.5	7	0	7	29	4.1	12	1	1	29	29.0	29	0	0	0	0	0	0	0	0	
11/18	St. Louis	p	2	7	3.5	4	0	3	19	6.3	11	0	5	81	16.2	19	0	0	0	0	0	0	0	0	
11/25	New Orleans	p	3	36	12.0	24	0	0	0	0	0	0	0	0	0	0	0	0	0	0	0	0	0	0	
12/02	at N.Y. Jets	p	3	23	7.7	13	0	0	0	0	0	0	0	0	0	0	0	0	0	0	0	0	0	0	
12/09	Cleveland	p	2	0	0.0	0	0	3	11	3.7	8	0	5	82	16.4	22	0	1	0	8	8.0	8	0	0	
12/16	at Buffalo	p	2	10	5.0	7	0	1	2	2.0	2	0	0	0	0	0	0	1	0	7	7.0	7	0	0	
12/22	Miami	S	0	0	0	0	0	1	7	7.0	7	0	0	0	0	0	0	0	0	0	0	0	0	0	
01/06	at Carolina	p	2	-3	-1.5	-1	0	0	0	0	0	0	1	14	14.0	14	0	0	0	0	0	0	0	0	
2001 Totals		15/1	41	169	4.1	24	1	30	189	6.3	28	2	33	662	20.1	42	0	4	0	27	6.8	10	0	0	
01/19	Oakland	p	1	-1	-1.0	-1	0	3	22	7.3	8	0	0	0	0	0	0	0	0	0	0	0	0	0	
01/27	at Pittsburgh	p	0	0	0	0	0	0	0	0	0	0	0	0	0	0	0	0	0	0	0	0	0	0	
02/03	St. Louis	p	2	15	7.5	8	0	1	-1	-1.0	-1	0	0	0	0	0	0	0	0	0	0	0	0	0	
2001 Postseason		3/0	3	14	4.7	8	0	4	21	5.3	8	0	0	0	0	0	0	0	0	0	0	0	0	0	
		Rushing						Receiving						Kick Returns						Punt Returns					
2002	Opponent	P/S	No	Yds	Avg	Lg	TD	No	Yds	Avg	Lg	TD	No	Yds	Avg	Lg	TD	No	FC	Yds	Avg	Lg	TD		
09/09	Pittsburgh			Inactive						Inactive						Inactive				Inactive					
09/15	at N.Y. Jets	p	10	48	4.8	25	1	2	14	7.0	11	0	-	-	-	-	-	1	0	16	16.0	16	0	0	
09/22	Kansas City	p	1	-1	-1.0	-1	0	1	23	23.0	23	1	-	-	-	-	-	-	-	-	-	-	-	-	
09/29	at San Diego	p	1	3	3.0	3	0	2	15	7.5	13	0	1	20	20.0	20	0	1	1	6	6.0	6	0	0	
10/05	at Miami	p	2	17	8.5	10	0	3	27	9.0	16	0	4	94	23.5	25	0	0	1	0	0.0	0	0	0	
10/13	Green Bay	p	3	20	6.7	9	0	1	9	9.0	9	0	2	47	23.5	27	0	4	1	38	9.5	16	0	0	
10/27	Denver	p	1	5	5.0	5	0	1	17	17.0	17	0	1	21	21.0	21	0	-	-	-	-	-	-	-	
11/03	at Buffalo	p	4	53	13.3	45	1	1	19	19.0	19	0	-	-	-	-	-	0	1	0	0.0	0	0	0	
11/10	at Chicago	p	5	21	4.2	9	0	7	109	15.6	36	2	-	-	-	-	-	-	-	-	-	-	-	-	
11/17	at Oakland	p	-	-	-	-	-	-	-	-	-	-	1	86	86.0	86	1	-	-	-	-	-	-	-	
11/24	Minnesota	p	4	3	0.8	8	0	3	16	5.3	7	0	1	8	8.0	8	0	-	-	-	-	-	-	-	
11/28	at Detroit	p	5	16	3.2	7	0	1	17	17.0	17	0	-	-	-	-	-	-	-	-	-	-	-	-	
12/08	Buffalo	p	1	5	5.0	5	0	1	5	5.0	5	0	1	16	16.0	16	0	-	-	-	-	-	-	-	
12/16	at Tennessee	p	5	15	3.0	6	0	1	0	0.0	0	0	4	109	27.3	35	0	-	-	-	-	-	-	-	
12/22	N.Y. Jets	p	2	13	6.5	10	0	4	38	9.5	14	0	7	220	31.4	87	1	-	-	-	-	-	-	-	
12/29	Miami	p	8	53	6.6	15	0	9	70	7.8	23	0	4	104	26.0	30	0	2	0	5	2.5	5	0	0	
2002 Totals		15/0	52	271	5.2	45	2	37	379	10.2	36	3	26	725	27.9	87	2	8	4	65	8.1	16	0	0	
		Rushing						Receiving						Kick Returns						Punt Returns					
2003	Opponent	P/S	No	Yds	Avg	Lg	TD	No	Yds	Avg	Lg	TD	No	Yds	Avg	Lg	TD	No	FC	Yds	Avg	Lg	TD		
09/07	at Buffalo	p	10	62	6.2	19	0	4	25	6.3	9	0	4	84	21.0	30	0	-	-	-	-	-	-	-	
09/14	at Philadelphia	S	7	23	3.3	9	0	4	59	14.8	27	0	1	15	15.0	15	0	-	-	-	-	-	-	-	
09/21	N.Y. Jets	S	17	79	4.6	12	0	2	12	6.0	9	0	3	64	21.3	25	0	-	-	-	-	-	-	-	
09/28	at Washington	S	10	12	1.2	6	0	1	7	7.0	7	0	-	-	-	-	-	-	-	-	-	-	-	-	
10/05	Tennessee			Inactive						Inactive						Inactive				Inactive					
10/12	N.Y. Giants	p	14	87	6.2	23	0	1	6	6.0	6	0	-	-	-	-	-	-	-	-	-	-	-	-	
10/19	at Miami	S	18	38	2.1	6	0	5	31	6.2	9	0	-	-	-	-	-	-	-	-	-	-	-	-	
10/26	Cleveland	S	23	96	4.2	14	0	6	58	9.7	26	0	-	-	-	-	-	-	-	-	-	-	-	-	
11/03	at Denver	p	5	20	4.0	16	0	5	52	10.4	19	0	-	-	-	-	-	1	0	6	6.0	6	0	0	
11/16	Dallas	p	8	11	1.4	4	0	3	22	7.3	12	0	-	-	-	-	-	2	3	30	15.0	19	0	0	
11/23	at Houston	S	23	80	3.5	9	0	8	108	13.5	22	0	-	-	-	-	-	0	2	0	0.0	0	0	0	
11/30	at Indianapolis	S	15	42	2.8	10	0	5	36	7.2	16	0	-	-	-	-	-	1	1	18	18.0	18	0	0	
12/07	Miami	p	5	20	4.0	10	0	1	15	15.0	15	0	1	23	23.0	23	0	1	0	12	12.0	12	0	0	
12/14	Jacksonville	S	11	34	3.1	8	0	3	9	3.0	7	0	1	21	21.0	21	0	-	-	-	-	-	-	-	
12/20	at N.Y. Jets	p	3	8	2.7	4	0	-	-	-	-	-	-	-	-	-	-	-	-	-	-	-	-	-	
12/27	Buffalo	p	9	26	2.9	6	0	-	-	-	-	-	-	-	-	-	-	-	-	-	-	-	-	-	
2003 Totals		15/8	178	638	3.6	23	0	48	440	9.2	27	0	10	207	20.7	30	0	5	6	66	13.2	19	0	0	
01/10	Tennessee	p	5	22	4.4	8	0	3	31	10.3	19	0	1	14	14.0	14	0	-	-	-	-	-	-	-	
01/18	Indianapolis	p	3	8	2.7	6	0	1	8	8.0	8	0	1	16	16.0	16	0	-	-	-	-	-	-	-	
02/01	Carolina	p	6	42	7.0	23	0	4	19	4.8	7	0	-	-	-	-	-	-	-	-	-	-	-	-	
2003 Postseason		3/0	14	72	5.1	23	0	8	58	7.7	19	0	2	30	15.0	16	0	-	-	-	-	-	-	-	

KEVIN FAULK'S CAREER GAME-BY-GAME (CONT.)

		Rushing					Receiving					Kick Returns					Punt Returns						
2004	Opponent	P/S	No	Yds	Avg	Lg	TD	No	Yds	Avg	Lg	TD	No	Yds	Avg	Lg	TD	No	FC	Yds	Avg	Lg	TD
09/09	Indianapolis			Inactive					Inactive					Inactive					Inactive				
09/19	at Arizona			Inactive					Inactive					Inactive					Inactive				
10/03	at Buffalo			Inactive					Inactive					Inactive					Inactive				
10/10	Miami	p	1	1	1.0	1	0	1	14	14.0	14	0	-	-	-	-	-	2	0	13	6.5	9	0
10/17	Seattle	p	6	21	3.5	7	0	4	37	9.3	14	0	-	-	-	-	-	2	1	15	7.5	8	0
10/24	N.Y. Jets	p	4	21	5.3	10	0	6	44	7.3	24	0	-	-	-	-	-	2	3	3	1.5	3	0
10/31	at Pittsburgh	S	5	4	0.8	4	0	8	72	9.0	17	0	-	-	-	-	-	3	1	15	5.0	6	0
11/07	at St. Louis	p	1	9	9.0	9	0	2	17	8.5	12	0	-	-	-	-	-	2	2	22	11.0	15	0
11/14	Buffalo	p	13	61	4.7	15	0	2	16	8.0	9	0	-	-	-	-	-	3	1	34	11.3	16	0
11/22	at Kansas City	p	1	1	1.0	1	0	-	-	-	-	-	-	-	-	-	-	1	1	4	4.0	4	0
11/28	Baltimore	p	3	7	2.3	6	0	-	-	-	-	-	-	-	-	-	-	3	1	10	3.3	8	0
12/05	at Cleveland	p	13	87	6.7	20	1	1	4	4.0	4	0	-	-	-	-	-	-	-	-	-	-	-
12/12	Cincinnati	p	1	4	4.0	4	1	1	13	13.0	13	0	-	-	-	-	-	-	1	-	-	-	-
12/20	at Miami	p	6	39	6.5	16	0	1	31	31.0	31	1	4	73	18.3	24	0	2	3	17	8.5	12	0
12/26	at N.Y. Jets			Inactive					Inactive					Inactive					Inactive				
01/02	San Francisco			Inactive					Inactive					Inactive					Inactive				
2004 Totals		11/1	54	255	4.7	20	2	26	248	9.5	31	1	4	73	18.3	24	0	20	14	133	6.7	16	0
01/16	Indianapolis	p	11	56	5.1	13	0	1	11	11.0	11	0	-	-	-	-	-	-	-	-	-	-	-
01/23	at Pittsburgh	p	3	20	6.7	17	0	-	-	-	-	-	-	-	-	-	-	-	-	-	-	-	-
02/06	Philadelphia	p	8	38	4.8	12	0	2	27	13.5	14	0	-	-	-	-	-	-	-	-	-	-	-
2004 Postseason		3/0	22	114	5.2	17	0	3	38	12.7	14	0	0	0	0	0	0	0	0	0	0.0	0	0
2005	Opponent	P/S	No	Yds	Avg	Lg	TD	No	Yds	Avg	Lg	TD	No	Yds	Avg	Lg	TD	No	FC	Yds	Avg	Lg	TD
09/08	Oakland	p	5	11	2.2	4	0	3	18	6.0	8	0	2	42	21.0	26	0	-	-	-	-	-	-
09/18	at Carolina	p	2	3	1.5	4	0	3	27	9.0	22	0	1	23	23.0	23	0	-	-	-	-	-	-
09/25	at Pittsburgh	p	7	14	2.0	4	0	7	71	10.1	23	0	-	-	-	-	-	-	-	-	-	-	-
10/02	San Diego			Inactive					Inactive					Inactive					Inactive				
10/09	at Atlanta			Inactive					Inactive					Inactive					Inactive				
10/16	at Denver			Inactive					Inactive					Inactive					Inactive				
10/30	Buffalo			Inactive					Inactive					Inactive					Inactive				
11/07	Indianapolis			Inactive					Inactive					Inactive					Inactive				
11/13	at Miami			Inactive					Inactive					Inactive					Inactive				
11/20	New Orleans			Inactive					Inactive					Inactive					Inactive				
11/27	at Kansas City			Inactive					Inactive					Inactive					Inactive				
12/04	N.Y. Jets	p	10	35	3.5	13	0	4	46	11.5	18	0	-	-	-	-	-	-	-	-	-	-	-
12/11	at Buffalo	p	5	14	2.8	6	0	6	71	11.8	19	0	-	-	-	-	-	-	-	-	-	-	-
12/17	Tampa Bay	S	6	18	3.0	4	0	2	8	4.0	13	0	-	-	-	-	-	-	-	-	-	-	-
12/26	at N.Y. Jets	p	10	38	3.8	8	0	4	19	4.8	8	0	1	16	-	16	0	-	-	-	-	-	-
01/01	Miami	S	6	12	2.0	5	0	-	-	-	-	-	-	-	-	-	-	-	-	-	-	-	-
2005 Totals		8/2	51	145	2.8	13	0	29	260	9.0	23	0	4	81	20.3	26	0	0	0	0	0.0	0	0
01/07	Jacksonville	S	6	51	8.5	19	0	4	45	11.3	21	0	-	-	-	-	-	-	-	-	-	-	-
01/14	at Denver	p	7	23	3.3	5	0	2	20	10.0	14	0	-	-	-	-	-	-	-	-	-	-	-
2005 Postseason		2/1	13	74	5.7	19	0	6	65	10.8	21	0	0	0	0.0	0	0	0	0	0	0.0	0	0
2006	Opponent	P/S	No	Yds	Avg	Lg	TD	No	Yds	Avg	Lg	TD	No	Yds	Avg	Lg	TD	No	FC	Yds	Avg	Lg	TD
09/10	Buffalo	p	3	21	7.0	11	0	1	17	17.0	17	1	1	23	23.0	23	0	1	1	14	14.0	14	0
09/17	at N.Y. Jets	p	1	3	3.0	3	0	2	16	8.0	10	0	1	26	26.0	26	0	1	0	6	6.0	6	0
09/24	Denver	p	1	6	6.0	6	0	6	34	5.7	8	0	-	-	-	-	-	3	1	32	10.7	12	0
10/01	at Cincinnati	p	1	1	1.0	1	0	1	18	18.0	18	0	3	62	20.7	22	0	3	1	55	18.3	43	0
10/08	Miami	p	1	-1	-1.0	-1	0	1	15	15.0	15	0	1	15	15.0	15	0	2	0	28	14.0	17	0
10/22	at Buffalo	p	1	-3	-3.0	-3	0	1	11	11.0	11	0	1	17	17.0	17	0	2	0	20	10.0	13	0
10/30	at Minnesota	p	1	11	11.0	11	0	2	12	6.0	6	0	-	-	-	-	-	2	0	33	16.5	29	0
11/05	Indianapolis	p	4	24	6.0	10	0	5	31	6.2	14	0	1	17	17.0	17	0	-	-	-	-	-	-
11/12	N.Y. Jets	p	-	-	-	-	-	3	23	7.7	14	0	1	19	19.0	19	0	1	0	8	8.0	8	0
11/19	at Green Bay	p	1	2	2.0	2	0	1	13	13.0	13	0	-	-	-	-	-	7	0	55	7.9	36	0
11/26	Chicago	p	-	-	-	-	-	6	37	6.2	9	0	-	-	-	-	-	1	0	2	2.0	2	0
12/03	Detroit	p	-	-	-	-	-	8	59	7.4	20	0	5	105	21.0	27	0	1	0	0	0.0	0	0
12/10	at Miami	S	5	29	5.8	11	0	2	12	6.0	7	0	3	80	26.7	31	0	2	0	21	10.5	18	0
12/17	Houston	p	4	22	5.5	11	1	2	46	23.0	43	1	-	-	-	-	-	4	1	44	11.0	13	0
12/24	at Jacksonville	p	2	8	4.0	4	0	2	12	6.0	6	0	-	-	-	-	-	1	1	12	12.0	12	0
12/31	at Tennessee			Inactive					Inactive					Inactive					Inactive				
2006 Totals		15/1	25	123	4.9	11	1	43	356	8.3	43	2	17	364	21.4	31	0	31	5	330	10.6	43	0
01/07	N.Y. Jets	p	6	23	3.8	9	0	1	7	7.0	7	1	-	-	-	-	-	-	-	-	-	-	-
01/14	at San Diego	S	6	25	4.2	7	0	2	11	5.5	6	0	-	-	-	-	-	1	1	0	0.0	0	0
01/21	at Indianapolis	p	4	27	6.8	8	0	1	5	5.0	5	0	-	-	-	-	-	0	1	0	0.0	0	0
2006 Postseason		3/1	16	75	4.7	9	0	4	23	5.8	7	1	0	0	0.0	0	0	1	2	0	0.0	0	0

KEVIN FAULK'S CAREER GAME-BY-GAME (CONT.)

		Rushing						Receiving						Kick Returns						Punt Returns					
2007	Opponent	P/S	No	Yds	Avg	Lg	TD	No	Yds	Avg	Lg	TD	No	Yds	Avg	LG	TD	No	FC	Yds	Avg	LG	TD		
09/09	at N.Y. Jets	p	1	4	4.0	4	0	1	9	9.0	9	0	-	-	-	-	-	0	2	0	0.0	0	0		
09/16	San Diego	S	1	4	4.0	4	0	1	9	9.0	9	0	-	-	-	-	-	0	1	0	0.0	0	0		
09/23	Buffalo	p	2	14	7.0	11	0	5	38	7.6	10	0	-	-	-	-	-	0	1	0	0.0	0	0		
10/01	at Cincinnati	S	3	22	7.3	14	0	3	39	13.0	23	0	-	-	-	-	-	0	0	0	0.0	0	0		
10/07	Cleveland	p	3	6	2.0	5	0	1	7	7.0	7	0	-	-	-	-	-	0	0	0	0.0	0	0		
10/14	at Dallas	p	13	50	3.8	9	0	3	24	8.0	18	0	-	-	-	-	-	0	0	0	0.0	0	0		
10/21	at Miami	S	6	27	4.5	10	0	1	7	7.0	7	0	-	-	-	-	-	0	0	0	0.0	0	0		
10/28	Washington	p	5	32	6.4	8	0	7	57	8.1	12	0	-	-	-	-	-	0	1	0	0.0	0	0		
11/04	at Indianapolis	S	7	29	4.1	9	0	3	20	6.7	13	1	-	-	-	-	-	0	0	0	0.0	0	0		
11/18	at Buffalo	S	-	-	-	-	-	2	18	9.0	10	0	-	-	-	-	-	0	1	0	0.0	0	0		
11/25	Philadelphia	S	2	0	0.0	0	0	3	30	10.0	12	0	-	-	-	-	-	0	1	0	0.0	0	0		
12/03	at Baltimore	p	7	33	4.7	7	0	2	18	9.0	9	0	-	-	-	-	-	0	1	0	0.0	0	0		
12/09	Pittsburgh	S	-	-	-	-	-	3	15	5.0	6	0	-	-	-	-	-	-	-	-	-	-	-		
12/16	N.Y. Jets	p	4	20	5.0	8	0	3	19	6.3	8	0	-	-	-	-	-	0	1	0	0.0	0	0		
12/23	Miami	S	7	29	4.1	9	0	1	9	9.0	9	0	1	20	20.0	20	0	-	-	-	-	-	-		
12/29	at N.Y. Giants	p	2	-2	-1.0	0	0	8	64	8.0	13	0	1	27	27.0	27	0	-	-	-	-	-	-		
2007 Totals			16/8	63	268	4.3	14	0	47	383	8.1	23	1	2	47	23.5	27	0	0	9	0	0.0	0	0	
01/12	Jacksonville	S	4	9	2.3	5	0	5	36	7.2	9	0	-	-	-	-	-	-	-	-	-	-	-		
01/20	San Diego	S	1	8	8.0	8	0	8	82	10.3	14	0	-	-	-	-	-	0	2	0	0.0	0	0		
02/03	N.Y. Giants	p	1	7	7.0	7	0	7	52	7.4	14	0	-	-	-	-	-	0	1	0	0.0	0	0		
2007 Postseason			3/2	6	24	4.0	8	0	20	170	8.5	14	0	-	-	-	-	0	3	0	-	-	0		



6-1 ▸ 312 lbs ▸ Born 5/16/82 ▸ Exp. (NFL/Patriots): 2/1
 GP/GS (Playoffs): 13/1 (0/0) ▸ Acq: FA-08 ▸ Utah ▸ Fountain Valley, Calif.

CAREER TRANSACTIONS

Steve Filita was signed by the Patriots as a free agent on May 5, 2008 ... Originally signed by the Miami Dolphins as a rookie free agent (5/5/06) ... Waived by the Dolphins (8/29/06) ... Re-signed by Miami (1/18/07) and was allocated to NFL Europa for its 2007 season ... Waived by the Dolphins (4/29/08).

SEASONAL REVIEWS

▸ **2007 (13/1 – Miami):** Played in 13 games with one start for the Dolphins in his first NFL season ... Recorded 11 tackles (7 solo) for Miami ... Had three tackles against Buffalo (12/9) ... Made his first career start in the season finale against Cincinnati (12/30) and totaled three tackles against the Bengals.

▸ **2007 NFL Europa (10/4 – Frankfurt Galaxy):** Played in 10 games, including four starts for Frankfurt ... Registered 26 tackles and 2.5 sacks, as he helped the team to a 7-3 record and a World Bowl berth.

▸ **2006 (0/0 – Miami):** Waived by the Dolphins following training camp (8/29) and spent the remainder of the season out of football.

COLLEGE

Played in 47 games with 37 starts during his four-year career at the University of Utah (2002-05) ... Opened all 12 games each of his final three seasons ... Totaled 136 tackles, 32.5 stops for loss and 13.5 sacks in his career ... Was a first-team All-Mountain West Conference selection each of his final two years ... Recorded 44 tackles, 14 stops for loss and a career-best six sacks as a senior ... Played in the East-West Shrine Game following the season ... Posted 45 tackles, nine stops for loss and 4.5 sacks as a junior ... Also returned an interception six yards for a score against UNLV in his junior campaign ... Was named Defensive MVP of the Fiesta Bowl following his junior season when he accounted for five tackles, two stops for loss and a sack in a 35-7 win over Pittsburgh ... Redshirted as a true freshman in 2001.

EXTRA POINTS

- Despite his size, Steve carried the ball in high school and scored on runs of 55 and 65 yards.
- Though he was born in the U.S., Steve is Tongan. The Tonga islands, near Fiji, are known as the "Friendly Islands."

PERSONAL

Steve Fifita was born on May 16, 1982 in Huntington Beach, Calif. ... Attended Fountain Valley (Calif.) High School ... Growing up, the San Francisco 49ers were his favorite team and safety Ronnie Lott was his favorite player ... Lists "The


Da Vinci Code" as favorite book and Bob Marley as favorite recording artist ... Graduated from Utah with a degree in sociology ... Steve's family includes his wife, Heidi and his a daughter, Makayla Melenaite ... Steve and Heidi are expecting a daughter in August 2008.

STEVE FIFITA

Pos: NT Ht: 6-1 Wt: 312 Year: 2nd Acq: FA-08 College: Utah Born: 5/16/82

REGULAR SEASON		TACKLES							INTERCEPTIONS					MISCELLANEOUS				
Year	Team	G/S	TT	UT	A	S	Yds	No	Yds	Avg	Lg	TD	PD	FF	FR	Yds	TD	SpT
2007	Dolphins	13/1	11	7	4	0.0	0.0	0	0	0.0	0	0	0	0	0	0	0	0

Additional Statistics: Kickoff Returns (1 for 0 yards); 2007 (1 for 0 yards).



JABAR
GAFFNEY

10

WIDE RECEIVER

6-1 > 200 lbs > Born 12/1/80 > Exp. (NFL/Patriots): 7/3
GP/GS (Playoffs): 91/63 (6/4) > Acq: FA-06 > Florida > Jacksonville, Fla.

CAREER TRANSACTIONS

Jabar Gaffney was signed by the Patriots as a free agent on October 9, 2006 ... Originally drafted by the Houston Texans with the first pick in the second round (33rd overall) of the 2002 NFL Draft ... Signed by the Philadelphia Eagles (3/6/06) ... Released by the Eagles (9/2/06) ... Re-signed by the Patriots (3/5/08).

CAREER HIGHLIGHTS

- > Gaffney set a career high with five touchdown receptions in 2007 and caught a scoring pass in three straight games from Nov. 25 to Dec. 9.
- > Gaffney is the only player in NFL history to record back-to-back playoff games with eight or more catches for 100 or more yards in the same postseason. He caught eight passes for 104 yards in a first-round playoff game against the New York Jets (1/7/07) and followed that with a 10-catch performance for 103 yards the following week at San Diego (1/14/07).
- > In the 2006 playoffs, Gaffney led the team with 21 catches for 244 yards and two touchdowns.
- > Gaffney tied his career high with 10 receptions (for 103 yards) in the Patriots' divisional playoff victory over San Diego (1/14/07).
- > Gaffney caught a career-high 55 passes for 492 yards and two touchdowns in his final season in Houston in 2005.
- > Gaffney snagged a career-high 10 receptions against Seattle on October 16, 2005.
- > Gaffney hauled in four passes for a then career-high 109 yards in a victory against Chicago on December 12, 2004, including a career-long 69-yard reception from David Carr.

> Gaffney threw his first career touchdown pass on October 20, 2002 against Cleveland, a 39-yard scoring strike to wide receiver Corey Bradford.

SEASONAL REVIEWS

> **2007 (16/7, 3/1):** Played in 16 games while making seven starts at wide receiver ... Set a career high with five touchdown receptions while making 36 receptions for 449 yards in 2007 ... Set a single-game career high with 122 receiving yards in the Patriots' 34-13 victory over the Pittsburgh Steelers (12/9) ... Caught two passes for 15 yards, including his first touchdown catch of the season on a 4-yard strike from Tom Brady in the Patriots' win over Buffalo (9/23) ... Hauled in four catches for 39 yards in the Patriots' win over Washington (10/28), including a big 21-yard play in the third quarter ... Made his first start of the season at Indianapolis (11/4) ... Started at wide receiver for a second straight game and made three catches for 44 yards in the Patriots' win at Buffalo (11/18) ... Made a diving catch to haul in a 31-yard reception on third and eight, setting up a Randy Moss touchdown catch ... Hauled in his second touchdown reception of the season, a 19-yard pass from

EXTRA POINTS

- > Jabar's father, Derrick Gaffney, played in 100 games over eight seasons as a wide receiver for the New York Jets (1978-84, 1987). Like Jabar, his father also attended the University of Florida.
- > Jabar was the second player drafted in Houston Texans history, chosen with the first selection in the second round of the 2002 NFL Draft.

Brady, in a 6-catch, 87-yard performance in the Patriots' win over Philadelphia (11/25) ... Made his only reception a memorable one at Baltimore (12/3), hauling in an 8-yard touchdown reception in the back left-hand corner of the end zone, giving the Patriots 27-24 lead in a comeback win over the Ravens ... Set a single-game career high for receiving yards with 122 and the second regular-season 100-yard receiving game of his career while recording a season-high seven catches and one touchdown in the Patriots' win over Pittsburgh (12/9) ... Grabbed a season-long 56-yard bomb for a touchdown off of a double lateral against the Steelers ... Led all Patriots receivers with 82 yards on five catches, including his fifth touchdown reception of the season in the Patriots' win over Miami (12/23) ... Sprinted downfield and broke away from the pack for a 48-yard touchdown catch against the Dolphins ... Started at wide receiver and made three catches for 26 yards in the Patriots' win over Jacksonville in the AFC Divisional playoffs (1/12) ... Made his only catch an important one with a 12-yard touchdown reception in the Patriots' win over San Diego in the AFC Championship Game (1/20).

➤ **2006 (11/6, 3/3):** Started six of 11 games at wide receiver after being signed by the Patriots as a free agent on Oct. 9, 2006 ... Tied a career-high with 10 receptions for 103 yards and a touchdown against San Diego (1/14/07) ... Registered eight receptions for 104 yards in his first career playoff contest against the N.Y. Jets (1/07/07) ... Led the team with 21 receptions, 244 receiving yards and two touchdown receptions in the 2006 postseason ... Started at wide receiver and snared his first touchdown with the club against Houston (12/17) ... Got open in the corner of the end zone and hauled in a 6-yard touchdown pass from Tom Brady in the second quarter ... Started at wide receiver in his first career playoff contest against the New York Jets (1/7) ... Led the team with eight receptions and 104 receiving yards ... Got open over the middle and hauled in a 31-yard catch-and-run reception during a Patriots' third-quarter scoring drive ... Started at wide receiver in the divisional playoffs against San Diego (1/14) ... Led the team and tied a career-high with 10 receptions for 103 receiving yards and a touchdown ... Snared four receptions for 46 yards and a touchdown during the Patriots' two-minute touchdown drive just before halftime ... Got open in the back of the end zone and hauled in a 6-yard touchdown strike from Tom Brady, cutting the Chargers lead to 14-10 at the intermission ... Started at wide receiver in the AFC Championship Game against Indianapolis (1/21) ... Gave the Patriots a 28-21 lead by tightening the back of the end zone and snaring a 6-yard touchdown in the third quarter.

➤ **2005 (16/13 - Houston):** Caught a career-high 55 passes for 492 yards and two touchdowns in his final season in Houston ... Played in all 16 games, starting 13 at wide receiver ... Collected a career-high 10 receptions for 87 yards against the Seattle Seahawks (10/16) ... Registered six catches for 40 yards against the Baltimore Ravens (12/4) to make it three consecutive five-plus reception games.

➤ **2004 (16/12 - Houston):** Saw action in all 16 games, starting 12 games at wide receiver ... Grabbed 41 passes for a career-high 632 yards and two touchdowns in 2004 ... Also averaged a career-best 15.4 yards per reception ...

JABAR GAFFNEY'S SINGLE-GAME CAREER HIGHS

Regular Season

Receptions:	10	at Seattle (10/16/05)
Yards:	122	vs. Pittsburgh (12/9/07)
Average (min. 4 rec.):	27.3	at Chicago (12/19/04)
Long:	69	at Chicago (12/19/04)
Touchdowns:	1	13 times, most recent vs. Miami (12/23/07)

Posted five catches for 85 yards and one touchdown against the Tennessee Titans (10/17)... Hauled in four passes for a career-high 109 yards in a victory at Chicago (12/19), including a career-long 69-yard reception from David Carr.

➤ **2003 (16/11 - Houston):** Totaled 34 catches for 402 yards and two touchdowns in 16 games with 11 starts in his second season with the Texans ... Notched five catches for 61 yards against New Orleans (9/14) ... Posted three catches for 38 yards and a touchdown against the Jacksonville Jaguars (9/28).

➤ **2002 (16/14 - Houston):** Started 14 of 16 games played as a rookie, posting 41 catches for 483 yards and a touchdown ... Made his NFL debut as a starter in a season-opening win against the Cowboys (9/8) ... Recorded three catches for 48 yards and his first career touchdown, a 26-yard score from Davis Carr against Buffalo (10/13) ... Hauled in four passes for 47 yards against the Cleveland Browns (10/20) ... Threw his first career touchdown pass, taking a pitch from Carr and running right before lobbing a 39-yard scoring strike to wide receiver Corey Bradford.

COLLEGE

Played two years at Florida after redshirting in 1999 ... A two-time All-SEC selection, he was also a consensus All-America first-team selection and finalist for the Fred Biletnikoff Award as a sophomore in 2001 ... Ranked second in the conference and eighth in the nation with an average of 108.3 receiving yards per game (67 catches for 1,191 yards and 13 touchdowns) in 2001 ... Holds NCAA I-A record for single-season touchdown receptions (14) and single-season receiving yards (1,184) by a freshman in 2000 ... Named National Freshman of the Year by The Sporting News and was voted SEC Freshman Player of the Year by coaches and the Associated Press ... As a freshman received the Ray Graves Award as the team's MVP in 2000 and was voted the squad's most outstanding receiver.

PERSONAL

Derrick Jabar Gaffney was born on December 1, 1980 in Jacksonville, Fla. ... Two-year starter for Raines High School in Jacksonville ... Caught the game-winning touchdown pass in the championship game ... Is the cousin of Philadelphia Eagles cornerback Lito Sheppard ... Gaffney and Sheppard won a championship in their first year together at Raines High School ... Lists his favorite movie as "Troy" and his favorite TV show as "Family Guy" ... Majored in recreation program delivery at Florida ... Jabar and his wife Terin have a son, Jackson Tyrel Gaffney and a daughter, Teagan Danae Gaffney.

JABAR GAFFNEY

Pos: WR Ht: 6-1 Wt: 205 Year: 7th Acq: FA-06 College: Florida Born: 12/1/80

REGULAR SEASON			RECEIVING					RUSHING					KICK RETURNS					PUNT RETURNS						
Year	Team	P/S	No	Yds	Avg	Lg	TD	No	Yds	Avg	Lg	TD	No	Yds	Avg	Lg	TD	No	FC	Yds	Avg	Lg	TD	
2002	Texans	16/14	41	483	11.8	27	1	0	0	0.0	0	0	0	0	0.0	0	0	3	0	-3	-1.0	1	0	
2003	Texans	16/11	34	402	11.8	33	2	1	13	13.0	13	0	0	0	0.0	0	0	4	1	22	5.5	15	0	
2004	Texans	16/12	41	632	15.4	69	2	4	30	7.5	10	0	2	31	15.5	27	0	0	0	0	0	0	0	
2005	Texans	16/13	55	492	8.9	29	2	4	13	3.3	10	0	0	0	0.0	0	0	0	0	0	0	0	0	
2006	Patriots	11/6	11	142	12.9	33	1	0	0	0.0	0	0	0	0	0.0	0	0	0	0	0	0	0	0	
2007	Patriots	16/7	36	449	12.5	56	5	0	0	0.0	0	0	0	0	0.0	0	0	0	0	0	0	0	0	
Totals-6 years			91/63	218	2600	11.9	69	13	9	56	6.2	13	0	2	31	15.5	27	0	7	1	19	2.7	15	0

Additional Statistics: Passing (5 att, 1 cmp, 39 yds, 1 TD, 99.2 rating); 2002 (1 att, 1 cmp, 39 yds, 1 TD); 2003 (1 att 0 cmp); 2004 (2 att, 0 cmp).

POSTSEASON		RECEIVING						RUSHING						KICK RETURNS						PUNT RETURNS					
Year	Team	P/S	No	Yds	Avg	Lg	TD	No	Yds	Avg	Lg	TD	No	Yds	Avg	Lg	TD	No	FC	Yds	Avg	Lg	TD		
2006	Patriots	3/3	21	244	11.6	31	2	0	0	0.0	0	0	0	0	0.0	0	0	0	0	0.0	0	0	0		
2007	Patriots	3/1	4	38	9.5	13	1	0	0	0.0	0	0	0	0	0.0	0	0	0	0	0.0	0	0	0		
Totals-2 years		6/4	25	278	11.1	31	3	0	0	0.0	0	0	0	0	0.0	0	0	0	0	0.0	0	0	0		

GAFFNEY'S CAREER GAME-BY-GAME

2002	Opponent	P/S	No	Yds	Avg	Lg	TD	W/L	Score	2005	Opponent	P/S	No	Yds	Avg	Lg	TD	W/L	Score	
09/08	Dallas	S	1	-3	-3.0	-3	0	W	19-10	09/11	at Buffalo	p	0	0	0.0	0	0	L	7-22	
09/15	at San Diego	S	2	37	18.5	25	0	L	3-24	09/18	Pittsburgh	p	2	7	3.5	4	0	L	7-27	
09/22	Indianapolis	S	2	8	4.0	6	0	L	3-23	10/02	at Cincinnati	S	6	88	14.7	20	0	L	10-16	
09/29	at Philadelphia	S	5	49	9.8	17	0	L	17-35	10/09	Tennessee	S	2	24	12.0	16	0	L	20-34	
10/13	Buffalo	S	3	48	16.0	26	1	L	24-31	10/16	at Seattle	S	10	87	8.7	26	0	L	10-42	
10/20	at Cleveland	S	4	47	11.8	20	0	L	17-34	10/23	Indianapolis	S	4	25	6.3	8	1	L	20-38	
10/27	at Jacksonville	S	3	60	20.0	27	0	W	21-19	10/30	Cleveland	S	5	64	12.8	29	0	W	19-16	
11/03	Cincinnati	S	3	35	11.7	14	0	L	3-38	11/06	at Jacksonville	S	1	7	7.0	7	0	L	14-21	
11/10	at Tennessee	S	3	26	8.7	13	0	L	10-17	11/13	at Indianapolis	p	2	19	9.5	16	1	L	17-31	
11/17	Jacksonville	S	3	45	15.0	16	0	L	21-24	11/20	Kansas City	S	5	35	7.0	14	0	L	17-45	
11/24	N.Y. Giants	S	2	14	7.0	9	0	W	16-14	11/27	St. Louis	S	5	38	7.6	14	0	L	27-33	
12/01	at Indianapolis	p	2	18	9.0	17	0	L	3-19	12/04	at Baltimore	S	6	40	6.7	11	0	L	15-16	
12/08	at Pittsburgh	S	0	0	0.0	0	0	W	24-6	12/11	at Tennessee	S	1	1	1.0	1	0	L	10-13	
12/15	Baltimore	S	1	10	10.0	10	0	L	19-23	12/18	Arizona	S	5	39	7.8	19	0	W	30-19	
12/22	at Washington	S	1	16	16.0	16	0	L	10-26	12/24	Jacksonville	S	0	0	0.0	0	0	L	20-38	
12/29	Tennessee	p	6	73	12.2	18	0	L	3-13	01/01	at San Francisco	S	1	8	8.0	8	0	L	17-20	
2002 Totals		16/14	41	483	11.8	27	1		4-12	2005 Totals		16/13	55	492	8.9	29	2		2-14	
2003	Opponent	P/S	No	Yds	Avg	Lg	TD	W/L	Score	2006	Opponent	P/S	No	Yds	Avg	Lg	TD	W/L	Score	
09/07	at Miami	S	3	70	23.3	33	0	W	21-20	10/08	Miami	Signed 10/9/06							W	20-10
09/14	at New Orleans	p	5	61	12.2	18	0	L	10-31	10/22	at Buffalo	p	-	-	-	-	-	-	W	28-6
09/21	Kansas City	S	5	42	8.4	15	0	L	14-42	10/30	at Minnesota	S	1	4	4.0	4	0	W	31-7	
09/28	Jacksonville	p	3	38	12.7	24	1	W	24-20	11/05	Indianapolis	p	-	-	-	-	-	-	L	20-27
10/12	at Tennessee	S	0	0	0.0	0	0	L	17-38	11/12	N.Y. Jets	p	3	65	21.7	33	0	L	14-17	
10/19	N.Y. Jets	S	1	8	8.0	8	0	L	14-19	11/19	at Green Bay	S	1	4	4.0	4	0	W	35-0	
10/26	at Indianapolis	p	4	58	14.5	21	0	L	21-30	11/26	Chicago	S	-	-	-	-	-	-	W	17-13
11/02	Carolina	S	3	30	10.0	18	0	W	14-10	12/03	Detroit	S	1	28	28.0	28	0	W	28-21	
11/09	at Cincinnati	S	2	8	4.0	8	1	L	27-34	12/10	at Miami	p	0	0	0.0	0	0	L	0-21	
11/16	at Buffalo	p	3	40	13.3	17	0	W	12-10	12/17	Houston	S	1	6	6.0	6	1	W	40-7	
11/23	New England	S	0	0	0.0	0	0	L	20-23	12/24	at Jacksonville	S	3	26	8.7	12	0	W	24-21	
11/30	Atlanta	S	3	28	9.3	10	0	W	17-13	12/31	at Tennessee	S	1	9	9.0	9	0	W	40-23	
12/07	at Jacksonville	S	1	5	5.0	5	0	L	0-27	2006 Totals		11/6	11	142	12.9	33	1		12-4	
12/14	at Tampa Bay	S	0	0	0.0	0	0	L	3-16	01/07	N.Y. Jets	S	8	104	13.0	31	0	W	37-16	
12/21	Tennessee	S	1	14	14.0	14	0	L	24-27	01/14	at San Diego	S	10	103	10.3	17	1	W	24-21	
12/28	Indianapolis	p	0	0	0.0	0	0	L	17-20	01/21	at Indianapolis	S	3	37	12.3	17	1	L	34-38	
2003 Totals		16/11	34	402	11.8	33	2		5-11	2006 Postseason		3/3	21	244	11.6	31	2		2-1	
2004	Opponent	P/S	No	Yds	Avg	Lg	TD	W/L	Score	2007	Opponent	P/S	No	Yds	Avg	Lg	TD	W/L	Score	
09/12	San Diego	S	4	40	10.0	14	0	L	20-27	09/09	at N.Y. Jets	p	1	5	5.0	5	0	W	38-14	
09/19	at Detroit	p	1	25	25.0	25	0	L	16-28	09/16	San Diego	p	1	6	6.0	6	0	W	38-14	
09/26	at Kansas City	p	1	9	9.0	9	1	W	24-21	09/23	Buffalo	p	2	15	7.5	11	1	W	38-7	
10/03	Oakland	S	4	48	12.0	29	0	W	30-17	10/01	at Cincinnati	p	-	-	-	-	-	-	W	34-13
10/10	Minnesota	S	2	30	15.0	22	0	L	28-34	10/07	Cleveland	p	1	5	5.0	5	0	W	34-17	
10/17	at Tennessee	p	5	85	17.0	30	1	W	20-10	10/14	at Dallas	p	2	16	8.0	10	0	W	48-27	
10/31	Jacksonville	S	5	88	17.6	27	0	W	20-6	10/21	at Miami	p	1	12	12.0	12	0	W	49-28	
11/07	at Denver	S	6	86	14.3	28	0	L	13-31	10/28	Washington	p	4	39	9.8	21	0	W	52-7	
11/14	at Indianapolis	S	3	41	13.7	22	0	L	14-49	11/04	at Indianapolis	S	-	-	-	-	-	-	W	24-20
11/21	Green Bay	S	0	0	0.0	0	0	L	13-16	11/18	at Buffalo	S	3	44	14.7	31	0	W	56-10	
11/28	Tennessee	S	0	0	0.0	0	0	W	31-21	11/25	Philadelphia	S	6	87	14.5	32	1	W	31-28	
12/05	at N.Y. Jets	S	2	21	10.5	13	0	L	7-29	12/03	at Baltimore	p	1	8	8.0	8	1	W	27-24	
12/12	Indianapolis	S	0	0	0.0	0	0	L	14-23	12/09	Pittsburgh	S	7	122	17.4	56	1	W	34-13	
12/19	at Chicago	p	4	109	27.3	69	0	W	24-5	12/16	N.Y. Jets	S	2	8	4.0	4	0	W	20-10	
12/26	at Jacksonville	S	3	39	13.0	19	0	W	21-0	12/23	Miami	S	5	82	16.4	48	1	W	28-7	
01/02	Cleveland	S	1	11	11.0	11	0	L	14-22	12/29	at N.Y. Giants	S	0	0	0.0	0	0	W	38-35	
2004 Totals		16/12	41	632	15.4	69	2		7-9	2007 Totals		16/7	36	449	12.5	56	5		16-0	
01/12	Jacksonville	S	3	26	8.7	13	0	W	31-20	01/20	San Diego	p	1	12	12.0	12	1	W	21-12	
02/03	N.Y. Giants	p	-	-	-	-	-	-	L	14-17	2007 Postseason		3/1	4	38	9.5	13	1		2-1



STEPHEN GOSTKOWSKI 3

KICKER

6-1 ▸ 210 lbs ▸ Born 1/28/84 ▸ Exp. (NFL/Patriots): 3/3
GP/GS (Playoffs): 32/0 (6/0) ▸ Acq: D4b-06 ▸ Memphis ▸ Madison, Miss.

CAREER TRANSACTIONS

Stephen Gostkowski was drafted by the New England Patriots in the fourth round (118th overall) of the 2006 NFL Draft ... Signed by the Patriots (7/24/06).

CAREER HIGHLIGHTS

- Including the playoffs, Gostkowski has hit 50-of-60 career field goal attempts, and his 83.3 percent accuracy rate is the highest in Patriots history.
- Gostkowski set an NFL single-season record with 74 successful PAT kicks in 2007.
- Gostkowski's 137 points in 2007 ranked third in the NFL and first among AFC kickers.
- Entering the 2008 season, Gostkowski had hit 43 of his last 48 field goal attempts, good for an 89.6 percent clip.
- Gostkowski was perfect in the 2006 playoffs, connecting on all eight of his field goals, including a game-winning, 31-yard boot with 1:10 remaining to seal the Patriots' divisional playoff victory at San Diego (1/14/07).
- Gostkowski kicked the longest field goal in Patriots playoff history when he nailed a 50-yard boot at San Diego (1/14/07).
- Gostkowski's 52-yard field goal against Chicago (11/26/06) was the longest field goal in Gillette Stadium history, and was the longest successful boot for the Patriots in four years.
- Gostkowski kicked four field goals against Houston (12/17/06), becoming the first Patriots kicker to connect four times in one game since Adam Vinatieri did it on Nov. 14, 2004.

SEASONAL REVIEWS

▸ **2007 (16/0, 3/0):** Set an NFL record for extra point attempts while going a perfect 74-for-74 ... Finished with a career-high 137 points for the season while successfully making 21 of 24 field goal attempts in 2007 ... Set career-highs in extra points made and extra points attempted with eight in the Patriots' dominating 56-10 win over the Buffalo Bills (11/18) ... Tallied a season-high 12 points while going 6-for-6 on extra point attempts and 2-for-2 on field goal attempts at Dallas (10/14) ... Set career highs in extra points made and attempted by going 8-for-8 in the Patriots' rout of Buffalo (11/18) ... Tied a season high with 12 points in the season finale at the New York Giants (12/29), kicking through a season high three field goals and knocking in three extra points to finish the season a perfect 74-for-74 in extra point attempts ... Connected on all four extra point attempts while making one of two field goal tries in the Patriots' win over Jacksonville in the AFC Divisional playoffs (1/12).

▸ **2006 (16/0, 3/0):** Saw action in all 16 regular season contests and three postseason games ... Made good on 20 of 26 field goals and 43 of 44 extra point opportunities in his rookie season ... Made 18 of his last 21 field goal attempts in the regular season ... Finished fifth in the AFC with 12 touchbacks ... Connected on his first career NFL field goal from 32 yards out in the Patriots' 19-17 victory over Buffalo (9/10) ... Tied for the team lead in special teams tackles once (at BUF) ... His 52-yard field goal against the Bears (11/26) was the longest by a Patriots player at Gillette Stadium ... Connected on all eight of his field goal attempts in the 2006 postseason ... Against Indianapolis (11/5), nailed a 49-yard field goal to cut the Colts' lead to 24-17 in the third quarter ... Connected on all four field goal attempts and all of his extra point opportunities against Houston (12/17) ... Nailed a 48-yard field goal to give the Patriots a 3-0 lead in the second quarter at Jacksonville (12/24) ... Made good on all three field goal attempts and all four extra point opportunities in the wild card playoffs against the Jets (1/7) ... Gave the Patriots a 3-0 lead with a 50-yard field goal in the first quarter of the divisional playoffs at San Diego (1/14) ... Connected on his first career game-winning field goal from 31 yards out to give the Patriots a 24-21 lead with 1:10 remaining in the fourth quarter ... In the AFC Championship Game at Indianapolis (1/21), gave the Patriots a 31-28 lead with a 28-yard field goal in the fourth quarter ... Nailed a 43-yard field goal with 3:49 left to play in the game, giving the Patriots a 34-31 lead.

COLLEGE

Finished his collegiate career placing 13th in NCAA Division I-A history with 369 points and 14th with 70 successful field goals ... His 369 career points set a Memphis record, shattering the old mark of 263 points by Joe Allison (1990-93) ... Made 70-of-92 field goals during his career, good for a 76.1 percent accuracy rate ... Over his final two seasons, made 85.7 percent of his field goal attempts (42-of-49) ... Holds the top three spots on the Tigers' single-season record list for points scored by a kicker, totaling 101 points in 2003, 108 in 2004 and 101 in 2005 ... His 44 successful

EXTRA POINTS



- Stephen has a simple yet consistent warm-up routine on the sidelines prior to each kick. Once the Patriots offense crosses the 50-yard line into their opponents' territory, he will kick three footballs into a net, take three gulps of water, stretch, and get ready to go if he's needed.
- As a rookie in 2006, Stephen nailed 21 of his final 23 field goal tries (91.3 percent), including a perfect 8-for-8 performance in the playoffs.

STEPHEN GOSTKOWSKI'S SINGLE-GAME CAREER HIGHS

Regular Season

Extra Points Made:	8	at Buffalo (11/18/07)
Extra Points Att:	8	at Buffalo (11/18/07)
Field Goals Made:	4	vs. Houston (12/17/06)
Field Goals Att.:	4	vs. Houston (12/17/06)
Long:	52	vs. Chicago (11/26/06)
Points:	16	vs. Houston (12/17/06)

extra points in 2003 topped the old school single-season record of 42 by John Cobb (1949), and his 48 extra points in 2004 broke the previous record of 44, which he had established a year earlier.

PERSONAL

Stephen Carroll Gostkowski was born the son of Larry and Cindy Gostkowski on January 28, 1984 in Baton Rouge, La. ... Attended Madison (Miss.) Central High School, where he lettered for four years in football and soccer and three years in baseball ... Earned All-State honors in all three sports ... Completed his prep baseball career with a 16-2 record and a 1.00 ERA, leading Madison Central to the 2002 Mississippi state championship ... Also holds the school record for the longest field goal at 55 yards ... Also played baseball at Memphis ... Supporter of Tufts University's Read by the River ... Served as an honorary coach in the 2007 BELL Bowl, a fundraiser at Gillette Stadium to benefit the BELL Foundation ... Majored in exercise and sport science at Memphis.

STEPHEN GOSTKOWSKI

Pos: K Ht: 6-1 Wt: 210 Year: 3rd Acq: D4b-06 College: Memphis Born: 1/28/84

REGULAR SEASON										FIELD GOALS										PATs			
Year	Team	G	1-29	Pct	30-39	Pct	40-49	Pct	50+	Pct.	Overall	Pct.	Lg	Made	Att	2-Pt	Pts.						
2006	Patriots	16	10-11	90.9	7-10	70.0	2-4	50.0	1-1	100.0	20-26	76.9	52	43	44	0	103						
2007	Patriots	16	10-10	100.0	8-9	88.9	3-5	60.0	0-0	---	21-24	87.5	45	74	74	0	137						
Totals-2 years		32	20-21	95.2	15-19	78.9	5-9	55.6	1-1	100.0	41-50	82.0	52	117	118	0	240						
POSTSEASON										FIELD GOALS										PATs			
Year	Team	G	1-29	Pct	30-39	Pct	40-49	Pct	50+	Pct.	Overall	Pct.	Lg	Made	Att	2-Pt	Pts.						
2006	Patriots	3	3-3	100.0	2-2	100.0	2-2	100.0	1-1	100.0	8-8	100.0	50	9	9	0	33						
2007	Patriots	3	0-0	---	1-2	50.0	0-0	---	0-0	---	1-2	50.0	50	9	9	0	12						
Totals-2 years		6	3-3	100.0	3-4	75.0	2-2	100.0	1-1	100.0	9-10	90.0	50	18	18	0	45						

Additional Statistics: Special Teams Tackles - Career (6); 2006 (3), 2007 (3).

GOSTKOWSKI'S CAREER GAME-BY-GAME


2006	Opponent	XP	%	FG	Bik	%	PTS	FGs (Missed)	2007	Opponent	XP	%	FG	Bik	%	PTS	FGs (Missed)
09/10	at Buffalo	2-2	100%	1-1	0	100%	5	32	09/09	at N.Y. Jets	5-5	100%	1-1	0	100%	8	22
09/17	at N.Y. Jets	3-3	100%	1-2	1	50%	6	20 (236)	09/16	San Diego	5-5	100%	1-2	0	50%	8	(41), 24
09/24	Denver	1-1	100%	0-1	1	0%	1	(37)	09/23	Buffalo	5-5	100%	1-1	0	100%	8	24
10/01	at Cincinnati	5-5	100%	1-2	0	50%	8	(48), 24	10/01	at Cincinnati	4-4	100%	2-2	0	100%	10	31, 36
10/08	Miami	2-2	100%	2-2	0	100%	8	31, 31	10/07	Cleveland	4-4	100%	2-2	0	100%	10	20, 25
10/22	at Buffalo	4-4	100%	0-0	0	---	4	---	10/14	at Dallas	6-6	100%	2-2	0	100%	12	45, 22
10/30	at Minnesota	4-4	100%	1-1	0	100%	7	23	10/21	at Miami	7-7	100%	0-0	0	---	7	---
11/05	Indianapolis	2-2	100%	2-3	0	67%	8	49 (36), 26	10/28	Washington	7-7	100%	1-1	0	100%	10	36
11/12	N.Y. Jets	0-0	---	2-2	0	100%	8	31, 21	11/04	at Indianapolis	3-3	100%	1-1	0	100%	6	34
11/19	at Green Bay	5-5	100%	0-0	0	---	5	---	11/18	at Buffalo	8-8	100%	0-0	0	---	8	---
11/26	Chicago	2-2	100%	1-1	0	100%	5	52	11/25	Philadelphia	4-4	100%	1-2	0	50%	7	23 (32)
12/03	Detroit	2-2	100%	2-2	0	100%	8	25, 27	12/03	at Baltimore	3-3	100%	2-2	0	100%	9	21, 38
12/10	at Miami	0-0	---	0-0	0	---	0	---	12/09	Pittsburgh	4-4	100%	2-3	0	67%	10	(48), 42, 28
12/17	Houston	4-4	100%	4-4	0	100%	16	26, 32, 31, 21	12/16	N.Y. Jets	2-2	100%	2-2	0	100%	8	26, 34
12/24	at Jacksonville	3-3	100%	1-2	0	50%	6	48 (49)	12/23	Miami	4-4	100%	0-0	0	---	4	---
12/31	at Tennessee	4-5	80%	2-3	0	67%	10	28, 26 (33)	12/29	at N.Y. Giants	3-3	100%	3-3	0	100%	12	37, 45, 37
2006 Totals		43-44	99%	20-26	2	76.9%	103		2007 Totals		74-74	100%	21-24	0	87.5%	137	
01/07	N.Y. Jets	4-4	100%	3-3	2	76.9%	13	20, 40, 28	01/12	Jacksonville	4-4	100%	1-2	0	50%	7	(35), 35
01/14	at San Diego	1-1	100%	3-3	0	100%	10	50, 34, 31	01/20	San Diego	3-3	100%	0-0	0	---	3	---
01/21	at Indianapolis	4-4	100%	2-2	0	100%	10	28, 43	02/03	N.Y. Giants	2-2	100%	0-0	0	---	2	---
2006 Postseason		9-9	100%	8-8	0	100%	33		2007 Postseason		9-9	100%	1-2	0	50%	12	

WINNING WAYS

The Patriots won 18 games in 2007, tying the NFL's all-time record for most overall victories in a season. New England joined the 1984 San Francisco 49ers and the 1985 Chicago Bears as the NFL's only 18-game winners. The Patriots became the first franchise in NFL history to have at least three seasons of 17 or more overall wins, with the 2007 squad joining the 2003 and 2004 Patriots, who both won 17 total games.

HIGHEST SINGLE-SEASON VICTORY TOTALS IN NFL HISTORY

Team	Season	Total Wins	Reg. Season	Playoffs	Overall
New England Patriots	2007	18	16-0	2-1	18-1
Chicago Bears	1985	18	15-1	3-0	18-1
San Francisco 49ers	1984	18	15-1	3-0	18-1
Miami Dolphins	1972	17	14-0	3-0	17-0
New England Patriots	2004	17	14-2	3-0	17-2
New England Patriots	2003	17	14-2	3-0	17-2
Denver Broncos	1998	17	14-2	3-0	17-2
Washington Redskins	1991	17	14-2	3-0	17-2
San Francisco 49ers	1989	17	14-2	3-0	17-2
New York Giants	1986	17	14-2	3-0	17-2
Pittsburgh Steelers	1978	17	14-2	3-0	17-2



JARVIS GREEN

97

DEFENSIVE LINE

SUPER BOWLS:

03 04

6-3 ▸ 285 lbs ▸ Born 1/12/79 ▸ Exp. (NFL/Patriots): 7/7
GP/GS (Playoffs): 94/31 (14/3) ▸ Acq: D4b-02 (126th) ▸ Louisiana State ▸ Donaldsonville, La.

CAREER TRANSACTIONS

Jarvis Green was drafted by the New England Patriots in the fourth round (126th overall) of the 2002 NFL Draft ... Signed by the Patriots (07/18/02).

CAREER HIGHLIGHTS

- In six NFL seasons, Green has started 31 of 94 games while recording 236 tackles (147 solo), 25 sacks, seven forced fumbles and five fumble recoveries.
- In 2007, Green tied for second on the Patriots with 6.5 sacks while starting a career-high 10 games as part of a Patriots defense that allowed just 288.3 yards per game, the lowest total for the team in 25 years.
- In 2006, Green tied for second on the team with 7.5 sacks, tied for the team lead with three forced fumbles and set a career high with 57 tackles (36 solo).
- Green was named AFC Defensive Player of the Week for his efforts at Cincinnati (10/10/06) when he recorded a career-high 3.0 sacks.
- Green recorded three strip-sacks of opposing quarterbacks in 2006, with each forced fumble resulting in a recovery by the Patriots.
- In 2005, Green totaled 53 tackles (30 solo) and added 2.5 sacks and a forced fumble. He recorded five or more tackles six times in 2005.
- Green enjoyed a solid 2004 campaign, setting career highs with four sacks and three fumble recoveries.
- Green started all three postseason contests at defensive end in 2004, finishing the playoffs with seven tackles, a sack and a forced fumble.
- Green notched his first career touchdown when he pounced on a fumble in the end zone during the Patriots' 24-3 victory over Baltimore (11/28/04).
- One of the biggest games of Green's career came on one of the NFL's highest stages, as he recorded a career-high 2.5 sacks of NFL co-MVP Peyton Manning in the 2003 AFC Championship Game (1/18/04). He also set a career high with six tackles (5 solo) in the game.

SEASONAL REVIEWS

- **2007 (16/10, 3/0):** Played in all 16 games while setting a single-season career high with 10 starts ... Tied a season career high in tackles with 57 (35 solo) in 2007 ... Finished tied for second on the team with 6.5 sacks ... Tied for the team lead in tackles with eight in the Patriots' 24-20 victory over the Indianapolis Colts (11/4) ... Led the team in quarterback hits in the Patriots' 20-10 win over the New York Jets (12/16) ... Tallied a season-high 2-sack performance in Week One against the New York Jets (9/9) with a 6-yard sack of Chad Pennington and an 8-yard sack of Pennington ... Recovered the fumble forced on Ellis Hobbs' sack of Bills quarterback J.P. Losman and picked up his third sack of the

season on a 9-yard sack of Trent Edwards in the Patriots' victory over Buffalo (9/23) ... Teamed up with Adalius Thomas on an 8-yard sack of Carson Palmer in the Patriots' win at Cincinnati (10/1) ... Tallied a season high eight tackles (5 solo) along with a quarterback sack and a forced fumble in the Patriots' comeback win over Indianapolis (11/4) ... Strip-sacked Peyton Manning for a 5-yard loss, causing a fumble that was recovered by Roosevelt Colvin, preserving the Patriots' victory ... Dragged down Joseph Addai for a 9-yard loss ... Credited with a forced fumble for the second straight game in the Patriots' win at Buffalo (11/18) ... Combined with Mike Wright to sack Ben Roethlisberger for a loss of nine yards against Pittsburgh (12/9) ... Tallied one sack by contributing two half sacks in the Patriots' win over the New York Jets (12/16) ... Teamed with Richard Seymour to sack Chad Pennington for a loss of 13 yards and, later, paired with Adalius Thomas for a 1-yard sack of Pennington ... Chased down Cleo Lemon for a loss of six yards to draw his season sack total to 6.5, the second highest total of his career ... Sacked Eli Manning for a loss of three yards in Super Bowl XLIII against the New York Giants (2/3).

- **2006 (16/4, 3/0):** Played in all 16 regular season contests with four starts on the defensive line ... Saw action in a reserve role in three postseason contests ... Finished tied for second on the team with a career-high 7.5 sacks ... Led the team or tied for the team lead in sacks four times (at CIN, vs. MIA, at JAX, at TEN) ... Led the team or tied for the team lead in quarterback hits twice (at CIN, vs. MIA) ... Finished second on the team with a career-high 10 tackles (9 solo), including a half sack against the N.Y. Jets (9/17) ... Combined with Tully Banta-Cain to drop Chad Pennington for a 6-yard sack at the end of the second quarter ... Named AFC Defensive Player of the Week after tallying four solo tackles, a career-high three sacks, three quarterback hits, a forced fumble and a fumble recovery at Cincinnati (10/1) ... Halted a Bengals' drive by stopping Kenny Watson for a 4-yard gain on a third-and-five rush in the second quarter ... Gave the Patriots great field position and captured the trifecta by sacking Carson Palmer for a 10-yard loss, forcing a fumble and recovering the loose

EXTRA POINTS

- Jarvis runs the Jarvis Green Foundation, dedicated to providing support to single working mothers in disadvantaged, low-income areas and to supporting victims of Hurricane Katrina.
- In September 2007, Jarvis hosted a wine tasting gala to raise money for victims of Hurricane Katrina.
- Jarvis earned the New England Patriots Ron Burton Community Service Award in 2006 for his commitment to the community and helping others.

ball with 13:53 remaining in the fourth quarter ... Dropped Palmer for a 9-yard sack with a fierce rush up the middle in the final stanza ... Two plays later, sacked Palmer for an 11-yard loss ... Registered three tackles (1 solo), a sack and a forced fumble against Jacksonville (12/24) ... Sealed the victory by strip-sacking David Garrard and the loose ball was recovered by Rodney Harrison with less than two minutes remaining in the fourth quarter ... Posted two solo tackles, a sack and a forced fumble at Tennessee (12/31) ... Strip-sacked Vince Young for a 7-yard loss and the loose ball was recovered by Roosevelt Colvin at the Titans' 24-yard line in the first quarter.

➤ **2005 (15/5, 2/0):** Started five of 15 games and recorded a career-high 53 tackles (30 solo), 2.5 sacks and a forced fumble ... Recorded a season-high six tackles on three occasions and notched five or more tackles six times ... Tallied five tackles (4 solo), including a sack and a forced fumble in the season opener against Oakland (9/8) ... Dropped Kerry Collins for a 13-yard sack and forced a fumble that was recovered by Vince Wilfork ... Started at defensive end and notched six tackles (4 solo), including a half sack against Atlanta (10/9) ... Teamed with Mike Vrabel to sack Matt Schaub for a 1-yard loss in the third quarter ... Played in a reserve role on the defensive front and collected three tackles (2 solo) and a shared sack in the divisional playoffs against Denver (1/14) ... Combined with Richard Seymour to sack Jake Plummer for a 7-yard loss in the third quarter.

➤ **2004 (16/1, 3/3):** Played in all 16 games for the second consecutive season and started all three postseason contests ... Registered a career-high 4.0 sacks ... Collected his first career touchdown when he pounced on a fumble in the end zone against Baltimore (11/28) ... Collected three tackles, a sack, a pass defended and a fumble recovery against St. Louis (11/7) ... Sacked Marc Bulger for a 3-yard loss and later recovered a Bulger fumble that was forced by Willie McGinest, setting up a Patriots field goal drive ... Collected a tackle and recovered a fumble for a touchdown against Baltimore (11/28) ... Scooped up a Kyle Boller fumble in the end zone (forced by Tedy Bruschi) for his first career touchdown to give the Patriots a commanding 24-3 lead ... Started at defensive end and collected five tackles (3 solo), including a sack and a forced fumble in the Patriots' 41-27 AFC Championship victory over the Steelers (1/23) ... Sacked Ben Roethlisberger for a 1-yard loss and forced the signal caller to fumble the ball out of bounds ... Started at defensive end in the Patriots' 24-21 victory over the Eagles in Super Bowl XXXIX.

➤ **2003 (16/7, 3/0):** Played in all 16 games with seven starting assignments ... Recorded 20 tackles (14 solo) in the regular season, including two sacks and a pass defense ... Set career highs with six tackles (5 solo) and 2.5 sacks in the AFC Championship Game against Indianapolis (1/18) ... Part of a Patriots defense that led the NFL in opponents' points per game (14.9), opponents' passer rating (56.2), interceptions (29) and passing touchdowns surrendered (11) ... Helped the

HONORS AND AWARDS

2006

AFC Defensive Player of the Week (Wk. 4)
New England Patriots Ron Burton Community Service Award

Patriots run defense rank fourth in the NFL, up from 31st in the NFL in 2002 ... Registered two solo tackles and shared a sack that resulted in a safety against Miami (12/7). Teamed with Mike Vrabel to sack Jay Fiedler in the end zone for a safety on fourth-and-eight to give the Patriots a 12-0 lead with 1:13 remaining in the fourth quarter ... Tallied a season-high six tackles (5 solo) and a career-high 2.5 sacks in the Patriots' 24-14 AFC Championship victory over the Colts (1/18) ... Dropped Peyton Manning for a nine-yard sack in the second quarter and sacked Manning for a seven-yard loss with a strong rush up the middle in the fourth quarter ... Recorded his third sack of the game when he dropped Manning for a six-yard loss midway through the fourth quarter ... Registered a pass defense in the Patriots' 32-29 Super Bowl XXXVIII victory over the Panthers ... Pressured Jake Delhomme with a strong pass rush, forcing him to throw an incompletion on third down in the first quarter.

➤ **2002 (15/4):** Played in 15 games, including four starts, and recorded 21 tackles ... Made his NFL debut against Pittsburgh (9/9) and his first NFL start at Miami (10/6) ... Ranked sixth on the team with 2.5 sacks ... Recorded his first professional sack, along with a forced fumble and four tackles (3 solos) in the Patriots 30-14 win over the Steelers on Monday Night Football (9/9) ... Sacked Kordell Stewart for a loss of 13 yards, causing a fumble on the play that was recovered by Roman Phifer.

COLLEGE

One of the most dominating defensive linemen in LSU history ... Finished his career ranking fourth on the school's career-record list with 20 quarterback sacks for 123 yards ... Started 39 of 41 games for the Tigers, recording 184 tackles (108 solos) with 38 stops for losses of 165 yards ... 2001 (Senior): Voted second-team All-Southeastern Conference selection by the league's coaches ... Led the team with four sacks for 28 yards and 25 quarterback pressures ... 2000 (Junior): Recorded 31 tackles (13 solos), including a sack and three stops for losses of 10 yards ... Deflected three passes ... 1999 (Sophomore): Started in nine games and finished with 51 tackles (30 solos), 12 stops for losses of 52 yards, seven sacks, three forced fumbles, two fumble recoveries, two pass break-ups and one blocked kick ... 1998 (Freshman): Green established an LSU freshman record for quarterback sacks with eight for 46 yards.

PERSONAL

Jarvis Pernel Green was born the son of Marion L. Ceasar Green and Pernel Green on Jan. 12, 1979 in Thibodaux, La. ... Brother, Jason, was a teammate and linebacker at Louisiana State (1998-2001) ... Cousin, Howard, was a teammate and defensive tackle at LSU (2000-2001) ... Cousins Howard and Skyler Green also went on to play in the NFL ... Class 3A Defensive MVP at Donaldson (La.) High ... Recorded 136 tackles (103 solo), with 42 for a loss and 16 sacks his senior year ... As a junior, totaled 83 tackles, seven sacks, and 21 tackles for a loss ... Construction Engineering major ... Is involved in several business pursuits, including ownership of a restaurant in his hometown of Donaldsonville, La. ... Completed an internship with Rolls Royce ... Completed a restaurant internship at Providence Prime in Rhode Island ... Served as an honorary coach in the 2007 BELL Bowl, a fundraiser at Gillette Stadium to benefit the BELL Foundation ... Jarvis and his wife Rakia have three children.

JARVIS GREEN'S SINGLE-GAME CAREER HIGHS

Regular Season

Tackles:	10	at N.Y. Jets (9/17/06)
Solos:	9	at N.Y. Jets (9/17/06)
Assists:	5	vs. Indianapolis (11/07/05)
Sacks:	3	at Cincinnati (10/1/06)
Passes Defended:	1	Four times, most recent at Buffalo (10/22/06)
Forced Fumbles:	1	Eight times, most recent at Buffalo (11/18/07)
Fumble Recoveries:	1	Five times, most recent vs. Buffalo (9/23/07)
Touchdowns:	1	vs. Baltimore (11/28/04)

JARVIS GREEN

Pos: DL Ht: 6-3 Wt: 285 Year: 7th Acq: D4b-02 College: Louisiana State Born: 1/12/79

REGULAR SEASON		TACKLES						INTERCEPTIONS						MISCELLANEOUS					
Year	Team	G/S	TT	UT	A	S	Yds	No	Yds	Avg	Lg	TD	PD	FF	FR	Yds	TD	SpT	
2002	Patriots	15/4	21	14	7	2.5	18.5	0	0	0.0	0	0	1	1	0	0	0	0	1
2003	Patriots	16/7	20	14	6	2.0	8.0	0	0	0.0	0	0	1	0	0	0	0	0	0
2004	Patriots	16/1	28	18	10	4.0	22.0	0	0	0.0	0	0	1	1	3	0	1	0	0
2005	Patriots	15/5	53	30	23	2.5	18.0	0	0	0.0	0	0	0	1	0	0	0	0	0
2006	Patriots	16/4	57	36	21	7.5	52.5	0	0	0.0	0	0	1	3	1	0	0	0	0
2007	Patriots	16/10	57	35	22	6.5	43.0	0	0	0.0	0	0	0	2	1	0	0	0	0
Totals-6 Years		94/31	236	147	89	25.0	162.0	0	0	0.0	0	0	4	8	5	0	1	1	1

POSTSEASON		TACKLES						INTERCEPTIONS						MISCELLANEOUS					
Year	Team	G/S	TT	UT	A	S	Yds	No	Yds	Avg	Lg	TD	PD	FF	FR	Yds	TD	SpT	
2003	Patriots	3/0	8	7	1	2.5	18.5	0	0	0.0	0	0	2	0	0	0	0	0	0
2004	Patriots	3/3	7	4	3	1.0	1.0	0	0	0.0	0	0	0	0	0	0	0	0	0
2005	Patriots	2/0	9	4	5	0.5	3.5	0	0	0.0	0	0	0	0	0	0	0	0	0
2006	Patriots	3/0	2	1	1	0.0	0.0	0	0	0.0	0	0	0	0	0	0	0	0	0
2007	Patriots	3/0	7	4	3	1.0	3.0	0	0	0.0	0	0	0	0	0	0	0	0	0
Totals-5 years		14/3	33	20	13	5.0	26.0	0	0	0.0	0	0	2	0	0	0	0	0	0

ADDITIONAL STATISTICS: Kick Returns – 2002: 1 for 10 yards

GREEN'S CAREER GAME-BY-GAME


2002	Opponent	P/S	TT	UT	A	S	Yds	Int	Yds	PD	FF	FR	SpT	W/L	Score
09/09	Pittsburgh	p	4	3	1	1.0	13.0	-	-	-	1	-	-	W	30-14
09/15	at N.Y. Jets						Inactive							W	44-7
09/22	Kansas City	p	0	0	0	-	-	-	-	-	-	-	-	W	41-38
09/29	at San Diego	p	3	1	2	-	-	-	-	-	-	-	-	L	14-21
10/05	at Miami	S	3	3	0	-	-	-	-	-	-	-	-	L	13-26
10/13	Green Bay	S	2	1	1	-	-	-	-	-	-	-	-	L	10-28
10/27	Denver	S	1	1	0	-	-	-	-	-	-	-	-	L	16-24
11/03	at Buffalo	S	0	0	0	-	-	-	-	-	-	-	-	W	38-7
11/10	at Chicago	p	2	2	0	-	-	-	-	-	-	-	-	W	33-30
11/17	at Oakland	p	0	0	0	-	-	-	-	-	-	-	-	L	20-27
11/24	Minnesota	p	1	1	0	1.0	2.0	-	-	-	-	-	-	W	24-17
11/28	at Detroit	p	0	0	0	-	-	-	-	-	-	-	-	L	20-12
12/04	Buffalo	p	0	0	0	-	-	-	-	-	-	-	-	W	27-17
12/16	at Tennessee	p	3	1	2	0.5	3.5	-	-	-	-	-	-	L	7-24
12/22	N.Y. Jets	p	2	1	1	-	-	-	-	-	-	-	-	L	17-30
12/29	at Miami	p	0	0	0	-	-	-	-	-	-	-	-	W	27-42
2002 Totals		15/4	21	14	7	2.5	18.5	0	0	1	1	0	1	9-7	24-21

2003	Opponent	P/S	TT	UT	A	S	Yds	Int	Yds	PD	FF	FR	SpT	W/L	Score
09/07	at Buffalo	p	2	1	1	-	-	-	-	-	-	-	-	L	0-31
09/14	at Philadelphia	p	1	1	0	1.0	5.0	-	-	-	-	-	-	W	31-10
09/21	N.Y. Jets	p	1	1	0	-	-	-	-	-	-	-	-	W	23-16
09/28	at Washington	S	1	1	0	-	-	-	-	-	-	-	-	L	17-20
10/05	Tennessee	S	2	2	0	-	-	-	-	-	-	-	-	W	38-30
10/12	N.Y. Giants	p	2	1	1	0.5	1.5	-	-	-	-	-	-	W	17-6
10/19	at Miami	S	3	2	1	-	-	-	-	-	-	-	-	W	19-13
10/26	Cleveland	p	0	0	0	-	-	-	-	-	-	-	-	W	9-6
11/03	at Denver	S	1	0	1	-	-	-	-	-	-	-	-	W	30-26
11/16	Dallas	p	1	0	1	-	-	-	-	-	-	-	-	W	14-10
11/23	at Houston	p	0	0	0	-	-	-	-	-	-	-	-	W	23-20
11/30	at Indianapolis	p	2	2	0	-	-	-	-	-	-	-	-	W	38-34
12/07	Miami	p	2	2	0	0.5	1.5	-	-	-	-	-	-	W	12-0
12/14	Jacksonville	S	1	1	0	-	-	-	-	-	-	-	-	W	27-13
12/20	at N.Y. Jets	S	0	0	0	-	-	-	-	-	-	-	-	W	21-16
12/27	Buffalo	p	0	0	0	-	-	-	-	-	-	-	-	W	31-0
2003 Totals		16/7	19	14	5	2.0	8.0	0	0	1	0	0	0	14-2	30-20

2004	Opponent	P/S	TT	UT	A	S	Yds	Int	Yds	PD	FF	FR	SpT	W/L	Score
09/09	Indianapolis	p	0	0	0	-	-	-	-	-	-	-	-	W	27-24
09/19	at Arizona	p	0	0	0	-	-	-	-	-	-	-	-	W	23-12
10/03	at Buffalo	p	1	0	1	-	-	-	-	-	-	-	-	W	31-17
10/10	Miami	p	3	2	1	-	-	-	-	-	-	-	-	W	24-10
10/17	Seattle	p	3	3	0	1.0	0.0	-	-	-	-	-	-	W	30-20
10/24	N.Y. Jets	p	2	1	1	-	-	-	-	-	-	-	-	W	13-7
10/31	at Pittsburgh	p	0	0	0	-	-	-	-	-	-	-	-	L	20-34
11/07	at St. Louis	p	3	1	2	1.0	3.0	-	-	-	-	-	-	W	40-22
11/14	Buffalo	p	1	0	1	-	-	-	-	-	-	-	-	W	29-6
11/22	at Kansas City	p	1	1	0	-	-	-	-	-	-	-	-	W	27-19
11/28	Baltimore	p	1	0	1	-	-	-	-	-	-	-	-	W	24-3
12/05	at Cleveland	p	0	0	0	-	-	-	-	-	-	-	-	W	42-15
12/12	Cincinnati	p	1	0	1	-	-	-	-	-	-	-	-	W	35-28
12/20	at Miami	p	2	2	0	1.0	0.0	-	-	-	-	-	-	L	28-29
12/26	at N.Y. Jets	p	2	2	0	1.0	10.0	-	-	-	-	-	-	W	23-7
01/02	San Francisco	S	6	6	2	-	-	-	-	-	-	-	-	W	21-7
2004 Totals		16/1	28	10	4.0	22.0	0	0	1	1	3	0	0	14-2	30-20

2005	Opponent	P/S	TT	UT	A	S	Yds	Int	Yds	PD	FF	FR	SpT	W/L	Score
09/08	Oakland	p	5	4	1	1	13	-	-	-	1	-	-	W	30-20
09/18	at Carolina	p	3	1	2	-	-	-	-	-	-	-	-	L	17-27
09/25	at Pittsburgh	S	3	2	1	-	-	-	-	-	-	-	-	W	23-20
10/02	San Diego	p	6	5	1	-	-	-	-	-	-	-	-	L	17-41
10/09	at Atlanta	S	6	4	2	0.5	1.0	-	-	-	-	-	-	W	31-28
10/16	at Denver	S	5	4	1	-	-	-	-	-	-	-	-	L	20-28
10/30	Buffalo	S	5	2	3	-	-	-	-	-	-	-	-	W	21-16
11/07	Indianapolis	S	6	1	5	-	-	-	-	-	-	-	-	L	21-40
11/13	at Miami	p	2	0	2	-	-	-	-	-	-	-	-	W	23-16
11/20	New Orleans	p	1	1	0	-	-	-	-	-	-	-	-	W	24-27
11/27	at Kansas City	p	3	2	2	-	-	-	-	-	-	-	-	L	16-26
12/04	N.Y. Jets	p	3	3	1	4	-	-	-	-	-	-	-	W	20-10
12/11	at Buffalo	p	1	0	1	-	-	-	-	-	-	-	-	W	35-7
12/17	Tampa Bay	p	3	1	2	-	-	-	-	-	-	-	-	W	28-0
12/26	at N.Y. Jets	p	1	1	0	-	-	-	-	-	-	-	-	W	31-21
01/01	at Miami						Inactive							L	26-28
2005 Totals		15/5	53	30	23	2.5	18.0	0	0	0	0	0	0	10-6	30-20

2006	Opponent	P/S	TT	UT	A	S	Yds	Int	Yds	PD	FF	FR	SpT	W/L	Score
09/10	Buffalo	p	0	0	0	-	-	-	-	-	-	-	-	W	19-17
09/17	at N.Y. Jets	p	10	9	1	0.5	3.0	-	-	-	-	-	-	W	24-17
09/24	Denver	p	2	0	2	-	-	-	-	-	-	-	-	L	7-17
10/08	at Cincinnati	S	4	0	1	0.0	30.0	-	-	-	1	1	-	W	38-13
10/08	Miami	p	3	3	0	1.0	11.0	-	-	-	-	-	-	W	20-10
10/22	at Buffalo	p	5	3	2	-	-	-	-	-	-	-	-	W	28-6
10/30	at Minnesota	S	5	4	1	1.0	5.5	-	-	-	-	-	-	W	31-7
11/05	Indianapolis	p	3	1	2	-	-	-	-	-	-	-	-	L	20-27
11/12	N.Y. Jets	S	5	4	1	-	-	-	-	-	-	-	-	L	14-17
11/19	at Green Bay	p	2	1	1	-	-	-	-	-	-	-	-	W	35-0
11/26	Chicago	p	5	1	4	-	-	-	-	-	-	-	-	W	17-13
12/03	Detroit	p	1	0	1	-	-	-	-	-	-	-	-	W	28-21
12/10	at Pittsburgh	S	4	1	3	-	-	-	-	-	-	-	-	L	0-21
12/17	Houston	p	3	2	1	-	-	-	-	-	-	-	-	W	40-7
12/24	at Jacksonville	p	3	1	2	1.0	0.0	-	-	-	-	-	-	W	24-21
12/31	at Tennessee	p	2	2	0	1.0	3.0	-	-	-	-	-	-	W	40-23
2006 Totals		16/4	57	36	21	7.5	52.5	0	0	1	3	1	0	12-4	30-



MATT GUTIERREZ

QUARTERBACK

6-4 ✦ 230 lbs ✦ Born 6/9/84 ✦ Exp. (NFL/Patriots): 2/2
 Career GP/GS: 5/0 (0/0) ✦ Acq: FA-07 ✦ Idaho State ✦ Concord, Calif.

CAREER TRANSACTIONS

Matt Gutierrez was signed by the Patriots as an undrafted free agent on May 8, 2007.

SEASONAL REVIEWS

✦ **2007 (5/0, 0/0):** Played in five games while being listed as an inactive as the third quarterback 11 times in his first pro season ... Made his NFL debut, taking the last snap of the Patriots' victory over the New York Jets (9/9) ... Saw action at quarterback in the final series of the Patriots' win over San Diego (9/16) ... Completed his first NFL pass, a 15-yarder to Donte' Stallworth in the Patriots' win over the Miami Dolphins (10/21) ... Played in reserve at quarterback in the fourth quarter of the Patriots' win over Washington (10/28) ... Saw action at quarterback in the fourth quarter versus Miami (12/23).

COLLEGE

Idaho State (2006): Transferred to Idaho State after three years at the University of Michigan ... Was Idaho State's Outstanding Newcomer after throwing for 2,237 yards and 16 touchdowns ... Had the 11th-most passing yards in school history, throwing for 394 yards and three touchdowns in a 33-27 loss to Northern Arizona ... Threw touchdowns of 80 yards and 76 yards in that game ... Completed 75 percent of his passes vs. Northern Colorado with three touchdowns in a 41-13 win ... Accounted for four touchdowns in a 42-35 loss to Montana State, throwing for 282 yards and a score and rushing for three scores as well. University of Michigan (2003-2005): Lettered for three

years, and redshirted one ... Was named the starter for the 2004 season opener against Miami (Ohio), but suffered a shoulder injury, and did not throw a pass that season ... Finished his career at Michigan 27-for-41, completing 65.9 percent of his passes, for 286 yards and a touchdown ... His career quarterback rating was 132.5 ... Was 3-for-3 for 52 yards vs. Notre Dame ... In 2005, he was 14-for-22 passing for 133 yards.

PERSONAL

Matt Gutierrez was born on June 9, 1984 ... Lettered in football at DeLaSalle High School ... Never lost a game at DeLaSalle ... Went 252-of-456 for 5,032 yards and 64 touchdowns, with just nine interceptions ... His high school quarterback rating was 190.4, and it was 206.7 as a senior ... Tossed five touchdowns in the CIF North Coast 4A championship ... Was ranked among the top 100 high school recruits by both SuperPrep Magazine and Rivals.100.com ... Majored in general studies.

EXTRA POINTS

- ✦ Matt never lost a game as the starting quarterback at DeLaSalle High School.
- ✦ Matt's high school teammates included the Jaguars' Maurice Jones-Drew and Derek Landri, the Broncos' D.J. Williams and the Ravens' Demetrius Williams.
- ✦ Matt played high school basketball for DeLaSalle against the Boston Celtics' Leon Powe (Oakland Tech).

MATT GUTIERREZ

Pos: QB Ht: 6-4 Wt: 230 Year: 2nd Acq: FA-07 College: Idaho State Born: 6/9/84

REGULAR SEASON			PASSING STATISTICS														
Year	Team	G/S	Att	Cmp	Yds	Yds/Att	Pct	TD	TD %	Int	Int %	Lg	Sacks	Rating			
2007	Patriots	5/0	1	1	15	15.0	100.0	0	0.0	0	0.0	15	0/0	118.8			
POSTSEASON			PASSING STATISTICS														
Year	Team	G/S	Att	Cmp	Yds	Yds/Att	Pct	TD	TD %	Int	Int %	Lg	Sacks	Rating			
2007	Patriots	0/0	0	0	0	0/0	0.0	0	0.0	0	0.0	0	0/0	---			
REGULAR SEASON			RUSHING					FUMBLES		POSTSEASON							
Year	Team	No	Yds	Avg	Lg	TD	No	Lost	Year	Team	No	Yds	Avg	Lg	TD	No	Lost
2007	Patriots	5	-13	-2.6	-1	0	0	0	2007	Patriots	0	0	0.0	0	0	0	0



CHRIS HANSON

6

PUNTER

PRO BOWLS:



6-2 ✎ 202 lbs ✎ Born 10/25/76 ✎ Exp. (NFL/Patriots): 10/2
 Career GP/GS: 102/0 (4/0) ✎ Acq: FA-07 ✎ Marshall ✎ Sharpsburg, Ga.

CAREER TRANSACTIONS

Chris Hanson was signed by the Patriots as a veteran free agent on August 30, 2007 ... Originally signed by the Cleveland Browns as an undrafted free agent (4/23/99) ... Waived by Cleveland (8/31/99) ... Claimed off waivers by the Green Bay Packers (9/1/99) ... Waived by Green Bay (9/14/99) ... Signed to the Packers practice squad (9/16/99) ... Released from the Packers practice squad (10/12/99) ... Signed to the Miami Dolphins practice squad (12/29/99) ... Released from the Dolphins practice squad (12/30/99) ... Signed to a future contract by the Dolphins (1/13/00) ... Placed on injured reserve by the Dolphins (8/22/00) ... Waived by the Dolphins (8/14/01) ... Signed by the Jacksonville Jaguars as a free agent (8/18/01) ... Re-signed by the Jaguars (3/26/02) ... Re-signed by the Jaguars (5/5/03) ... Placed on injured reserve by the Jaguars (10/10/03) ... Released by the Jaguars (5/1/07) ... Signed by the New Orleans Saints as a free agent (5/7/07) ... Released by the Saints (8/28/07).

CAREER HIGHLIGHTS

- ✎ Hanson is in his ninth NFL season in 2007 and entered the year having played in 86 career games, recording 428 career punts for 18,347 yards. He averaged 42.9 yards per punt with a 36.1-yard net average.
- ✎ Hanson enters 2007 having been credited with 136 career punts inside the 20, with a career-high of 33 in 2005. His 33 punts inside the 20-yard line that season set a Jaguars franchise record.
- ✎ Hanson was selected to the Pro Bowl following the 2002 season, during which he led the AFC in gross punting (44.2 avg.) and net punting (37.6 avg.). His 18 downed punts that season were the most in the NFL.
- ✎ Hanson spent six seasons with the Jacksonville Jaguars from 2001-2006. His gross average of 42.9 yards with the Jaguars ranks second in club history.
- ✎ Hanson was named the AFC's special teams player of the Month in September, 2005.
- ✎ Hanson played for the Barcelona Dragons of the NFL Europe League in the spring of 2000.

SEASONAL REVIEWS

- ✎ **2007 (16/0, 3/0):** Played in all 16 games and had 44 punts for 1,821 yards (41.4 avg.) with six touchbacks and 13 punts placed inside the 20-yard line ... Averaged a season-best 54 yards per punt while punting three times for 162 yards, including two punts inside the 20-yard line at Miami (10/21) ... Pinned the Dolphins as Willie Andrews downed the ball at their 1-yard line and had his third punt downed at the 3-yard line ... Landed two punts inside the 20-yard line against Washington (10/28) ... Boomed three punts for 133 yards, including two punts placed within the 20-yard line in the Patriots' comeback win at Indianapolis (11/4) ... Had five punts for 187 yards and one punt inside the 20-yard line at

Baltimore (12/3) ... Placed two punts inside the 20-yard line and in the Patriots' victory over the New York Jets (12/16) ... Had his most prolific punting performance sending five punts for 251 yards, including a season-long 64-yard boot, two punts inside the 20-yard line against Miami (12/23) ... His 64-yard punt against the Dolphins was the Patriots' longest in more than three years ... Punted four times for 160 yard with one punt inside the 20-yard line in the Patriots' win over the San Diego Chargers in the AFC Championship Game (1/20) ... Booted four punts for 175 yards in Super Bowl XLII (2/3).

- ✎ **2006 (16/0 - Jacksonville):** Played in 16 games and had 72 punts for 2,920 yards (40.6 avg.) with seven touchbacks and 20 punts inside the 20-yard line ... Finished the season with a net average of 33.4 yards per punt ... Had five punts for a 42.4 net average at Washington on Oct. 1 ... Placed three punts inside the 20-yard line against Tennessee on Nov. 5.

- ✎ **2005 (16/0, 1/0 - Jacksonville):** Played in all 16 games and punted 82 times for 3,517 yards (42.9 avg.) and set a team record with 33 punts inside the 20-yard line ... Named AFC Special Teams Player of the Month in September after dropping seven punts inside the 20 that month ... Had a career-long 74-yard punt on Nov. 20 at Tennessee ... Participated in his first career playoff game in the wild card round at New England.

- ✎ **2004 (16/0 - Jacksonville):** Played in every game and totaled 84 punts for 3,592 yards (42.8 avg.) and placed 28 punts inside the 20-yard line ... Finished the season with a net average of 35.5 yards per punt ... Punted six times at Buffalo on Sept. 12 for a 47-yard gross average with a long of 69 yards.

- ✎ **2003 (5/0 - Jacksonville):** Played in the first five games of the season, punting 23 times for 1,001 yards (43.5 avg.) and hit four punts inside the 20-yard line ... Placed on injured reserve (10/10).

- ✎ **2002 (16/0 - Jacksonville):** Selected to the Pro Bowl following a season in which he led the AFC in gross punting (44.2 avg.) and net punting (37.6 avg.) ... His 18 downed punts were the highest of any NFL punter ... Set career-highs for gross punting and net punting ... Had two special teams tackles ... His a season-long punt of 64 yards against Indianapolis on Sept. 8 and equaled that punt on Nov. 10 against Washington ... Punted five times for a 53.2-yard gross average against the New York Jets on Sept. 29 ... Punted eight times against Houston on Oct. 27 for a 44.1-yard gross average.

- ✎ **2001 (16/0 - Jacksonville):** Played in every game for the Jaguars after being signed as a free agent on Aug. 18 ...

EXTRA POINTS



- ✎ Chris was a college teammate of his current Patriots teammate Randy Moss when the two were at Marshall.

Punted 82 times for 3,577 yards (43.6 avg.) and placed 24 punts inside the 20-yard line ... his gross average ranked fifth in the AFC and sixth in the NFL.

❖ **2000 (0/0 – Miami):** Signed by the Dolphins (1/13) and allocated to NFL Europe, where he punted for the Barcelona Dragons ... Punted 50 times for a 42.8-yard average with Barcelona ... Suffered a season-ending injury in the NFL Europe season finale and was placed on injured reserve by the Dolphins on Aug. 22.

❖ **1999 (1/0 – Green Bay; 0/0 – Miami):** Spent the 1999 preseason with Cleveland before being waived following training camp ... Signed with Green Bay (9/1) and punted in the Packers' season opener ... Released by Green Bay (9/14) and later spent a month on the Packers practice squad ... Signed to the Dolphins practice squad (12/29) but was released the following day.

COLLEGE

Was a four-year letterman at Marshall who had a career average of 39.9 yards on 228 punts, including a long of 70 yards ... Had his top season as a sophomore, with a 44.5-yard average on 52 punts.

PERSONAL

Christopher David Hanson was born on October 25, 1976 ... Attended East Coweta (Ga.) High School ... Was extremely active in the community during his years with the Jaguars, including asthma-related volunteer work, speaking at elementary schools and supporting local causes and fundraisers in addition to the Boy Scouts and the military ... Majored in business management at Marshall ... Chris and his wife Kasey have two sons, Christian and Kaden.

CHRIS HANSON

Pos: P Ht: 6-2 Wt: 202 Year: 10th Acq: FA-07 College: Marshall Born: 10/25/76

REGULAR SEASON			PUNTING								RUSHING				
Year	Team	P/S	No.	Yds.	Avg.	Net	TB	In 20	Lg	Blk	No.	Yds.	Avg.	Lg	TD
1999	Packers	1/0	4	157	39.3	38.5	0	0	44	0	0	0	0.0	0	0
2000	Dolphins	0/0	Injured Reserve								Injured Reserve				
2001	Jaguars	16/0	82	3577	43.6	37.1	12	24	59	0	2	0	0.0	0	0
2002	Jaguars	16/0	82	3583	44.2	37.6	10	27	64	0	0	0	0.0	0	0
2003	Jaguars	5/0	23	1001	43.5	31.1	1	4	58	1	0	0	0.0	0	0
2004	Jaguars	16/0	84	3592	42.8	35.5	9	28	69	0	0	0	0.0	0	0
2005	Jaguars	16/0	82	3517	42.9	36.9	11	33	74	1	0	0	0.0	0	0
2006	Jaguars	16/0	72	2920	40.6	33.4	7	20	58	1	0	0	0.0	0	0
2007	Patriots	16/0	44	1821	41.4	36.1	6	13	64	1	0	0	0.0	0	0
Totals – 9 Years		102/0	472	20168	42.7	35.9	56	149	74	4	2	0	0.0	0	0

Additional Statistics: Special Teams Tackles (6); 2001 (1), 2002 (2), 2003 (2), 2004 (1).

POSTSEASON		PUNTING										RUSHING				
Year	Team	P/S	No.	Yds.	Avg.	Net	TB	In 20	Lg	Blk	No.	Yds.	Avg.	Lg	TD	
2005	Jaguars	1/0	5	209	41.8	35.6	0	1	46	0	0	0	0.0	0	0	
2007	Patriots	3/0	9	365	40.6	33.8	1	1	49	0	0	0	0.0	0	0	
Totals – 2 Years		4/0	14	574	41.0	34.4	1	2	49	0	0	0	0.0	0	0	

HANSON'S CAREER GAME-BY-GAME

Year	Opponent	No	Yds	Avg	TB	In20	B
1999	Oakland	4	157	39.3	0	0	0
1999 Totals		4	157	39.3	0	0	0
Year	Opponent	No	Yds	Avg	TB	In20	B
2001	Pittsburgh	6	274	45.7	2	1	0
09/23	Tennessee	5	240	48	0	0	0
09/30	Cleveland	6	287	47.8	1	1	0
10/07	at Seattle	4	178	44.5	0	2	0
10/16	Buffalo	5	225	45	1	1	0
10/29	at Baltimore	3	130	43.3	0	2	0
11/04	at Tennessee	5	221	44.2	0	2	0
11/11	Cincinnati	8	359	44.9	1	4	0
11/18	at Pittsburgh	7	326	46.6	0	3	0
11/25	Baltimore	7	283	40.4	1	2	0
12/03	Green Bay	6	245	40.8	1	3	0
12/09	at Cincinnati	7	277	39.6	2	1	0
12/16	at Cleveland	5	133	44.3	2	0	0
12/23	at Minnesota	1	53	53	0	0	0
12/30	Kansas City	4	171	42.8	0	1	0
01/06	at Chicago	5	175	35	1	1	0
2001 Totals		82	3577	43.6	12	24	0
Year	Opponent	No	Yds	Avg	TB	In20	B
2002	Indianapolis	3	156	52	0	2	0
09/05	at Kansas City	4	162	40.5	0	2	0
09/29	N.Y. Jets	5	266	53.2	1	2	0
10/06	Philadelphia	5	223	44.6	1	1	0
10/13	at Tennessee	4	198	49.5	2	0	0
10/20	at Baltimore	4	153	38.3	2	0	0
10/27	Houston	8	353	44.1	2	1	0
11/03	at N.Y. Giants	3	108	36	0	2	0
11/10	Washington	5	241	48.2	0	4	0
11/17	at Houston	6	258	43	0	3	0
11/24	at Dallas	6	267	44.5	0	4	0
12/01	Pittsburgh	6	250	41.7	2	0	0
12/08	Cleveland	7	326	46.6	0	4	0
12/15	at Cincinnati	5	210	42	0	0	0
12/22	Tennessee	7	290	41.4	0	1	0
12/29	at Indianapolis	3	122	40.7	0	1	0
2002 Totals		82	3583	44.2	10	27	0
Year	Opponent	No	Yds	Avg	TB	In20	B
2003	at Carolina	7	327	46.7	0	0	1
09/07	at Buffalo	4	177	44.3	0	1	0
09/21	at Indianapolis	4	155	38.8	0	1	0
09/28	at Houston	4	174	43.5	0	1	0
10/05	San Diego	4	168	42	1	1	0
2003 Totals		23	1001	43.5	1	4	1
Year	Opponent	No	Yds	Avg	TB	In20	B
2004	at Buffalo	6	282	47	2	4	0
09/15	Denver	9	397	44.1	2	1	0
09/26	at Tennessee	7	273	39	1	1	0
10/03	Indianapolis	1	33	33	0	0	0
10/10	at San Diego	3	116	38.7	0	0	0
10/17	Kansas City	5	230	46	0	2	0
10/24	at Indianapolis	1	36	36	0	1	0
10/31	at Houston	4	188	47	2	2	0
11/14	Detroit	8	315	39.4	0	1	0
11/21	Tennessee	6	245	40.8	1	2	0
11/28	at Minnesota	2	108	54	0	1	0
12/05	Pittsburgh	3	150	50	1	1	0
12/12	Chicago	8	341	42.6	1	3	0
12/19	at Green Bay	7	256	36.6	0	2	0
12/26	Houston	7	317	45.3	0	3	0
01/02	at Oakland	7	305	43.6	2	3	0
2004 Totals		84	3592	42.8	9	28	0
Year	Opponent	No	Yds	Avg	TB	In20	B
2005	Seattle	4	176	44	0	4	0
09/11	Seattle	4	176	44	0	4	0
09/18	at Indianapolis	7	319	45.6	1	3	0
09/25	at N.Y. Jets	6	300	50	1	4	0
10/02	Denver	6	251	41.8	0	3	0
10/09	Cincinnati	5	199	39.8	1	0	0
10/16	at Pittsburgh	3	422	46.9	2	2	0
10/30	at St. Louis	2	77	38.5	0	1	1
11/06	Houston	6	227	37.8	0	3	0
11/13	Baltimore	5	203	40.6	1	1	0
11/20	at Tennessee	6	301	50.2	0	1	0
11/27	at Arizona	4	156	39	2	1	0
12/04	at Cleveland	4	165	41.3	0	2	0
12/11	Indianapolis	5	193	38.6	0	2	0
12/18	San Francisco	8	314	39.3	3	2	0
12/24	at Houston	2	98	49	0	0	0
01/01	Tennessee	3	116	38.7	0	1	0
2005 Totals		82	3517	42.9	11	33	1
01/07	at New England	5	209	41.8	0	1	0
2005 Postseason		5	209	41.8	0	1	0
Year	Opponent	No	Yds	Avg	TB	In20	B
2006	at Carolina	6	264	44	1	1	0
09/10	at Carolina	6	264	44	1	1	0
09/18	Pittsburgh	6	251	41.8	2	3	0
09/24	at Indianapolis	4	196	49.5	0	2	0
10/01	at Washington	5	246	49.2	1	1	0
10/08	N.Y. Jets	4	154	38.5	0	1	0
10/22	at Houston	7	295	42.1	1	2	0
10/29	at Philadelphia	5	199	39.8	2	1	0
11/05	Tennessee	5	205	41	0	3	0
11/12	Houston	4	146	36.5	0	1	0
11/20	N.Y. Giants	4	147	36.8	0	1	0
11/26	at Buffalo	6	232	38.7	0	1	0
12/03	at Miami	3	115	38.3	0	0	0
12/10	Indianapolis	1	20	20	0	0	0
12/17	at Tennessee	2	75	37.5	0	0	0
12/24	New England	5	194	38.8	0	2	0
12/31	at Kansas City	5	191	38.2	0	1	1
2006 Totals		72	2920	40.6	7	20	1
Year	Opponent	No	Yds	Avg	TB	In20	B
2007	at N.Y. Jets	1	53	53	1	0	0
09/16	San Diego	1	34	34	0	0	0
09/23	Buffalo	2	59	29.5	0	0	0
10/01	at Cincinnati	1	38	38	0	0	0
10/07	Cleveland	6	215	35.8	1	1	0
10/14	at Dallas	2	83	41.5	0	1	0
10/21	at Miami	3	162	54	1	2	0
10/28	Washington	2	86	43	0	2	0
11/04	at Indianapolis	3	133	44.3	0	2	0
11/18	at Buffalo	1	36	36	1	0	0
11/25	Philadelphia	2	82	41	0	0	0
12/03	at Baltimore	5	187	37.4	0	0	0
12/09	Pittsburgh	3	107	35.7	0	0	0
12/16	N.Y. Jets	5	214	42.8	1	2	1
12/23	Miami	5	251	50.2	1	2	0
12/29	at N.Y. Giants	2	81	40.5	0	0	0
2007 Totals		44	1821	41.4	6	13	1
01/12	Jacksonville	1	30	30	0	0	0
01/20	San Diego	4	160	40	0	1	0
02/03	N.Y. Giants	4	175	43.8	1	1	0
2007 Postseason		9	365	40.6	1	1	0



RODNEY HARRISON

37

SAFETY

PRO BOWLS: SUPER BOWLS:

98 01

03 04

6-1 ▸ 220 lbs ▸ Born 12/15/72 ▸ Exp. (NFL/Patriots): 15/6
GP/GS (Playoffs): 180/153 (13/9) ▸ Acc: FA-03 ▸ Western Illinois ▸ Chicago, Ill.

CAREER TRANSACTIONS

Rodney Harrison was signed by the New England Patriots as a veteran free agent on March 12, 2003 ... Originally drafted by the San Diego Chargers in the fifth round (145th overall) of the 1994 NFL Draft ... Signed by the Chargers (6/29/94) ... Released by the Chargers (2/27/03) ... Placed on injured reserve with a knee injury (9/27/05).

CAREER HIGHLIGHTS

- Harrison is the NFL's all-time leader in sacks by a defensive back, having recorded 30.5 sacks in his 14 seasons heading into 2008.
- Harrison is the only player in NFL history to record at least 30 sacks and at least 30 interceptions in his career. Harrison enters the 2008 season with 30.5 sacks and 33 interceptions in his regular-season career.
- Harrison has come up big on the biggest stage, with seven interceptions in his last nine playoff games, including two in Super Bowl XXXIX. His four picks in the 2004 playoffs tied for the third most in a single postseason since the 1970 AFL-NFL merger. Additionally, his seven career playoff interceptions are tied for the third most since the merger.
- In 2007, Harrison was a part of the first team in NFL history to complete a 16-0 regular season, as the Patriots tied the NFL's all-time mark with 18 overall victories and set a league record for point differential, outscoring opponents by 315 points.
- In 2006, Harrison was a captain on a Patriots defense that set a franchise record by allowing just 14.81 points per game. The defense allowed just 237 points, the fewest by any Patriots club over a 16-game season.
- In 2006, Harrison was part of a Patriots secondary that allowed just 10 touchdown passes by opponents, a mark that led the NFL and stands as the fewest allowed in team history for a single season.
- In his first two seasons in New England, Harrison was not only the Patriots' leading tackler each year, but also led all NFL defensive backs in tackles in both seasons. He set a career high with 140 tackles in 2003, and then followed that with a 138-tackle performance in 2004.
- Harrison was voted as a defensive captain by his teammates in each of his first four seasons in New England (2003-06).
- Harrison was the Patriots' leading tackler in both the 2003 and 2004 postseasons while also recording a total of two sacks, six interceptions, seven passes defended and two forced fumbles in the six games leading to New England's back-to-back world championships.
- Harrison recorded a career-high 20 tackles (12 solo) at Pittsburgh on Oct. 31, 2004. He posted double-digit tackle totals in a team-high seven games in 2004, including an 11-tackle performance in the divisional playoffs against Indianapolis (1/16/05).
- Harrison has shown a knack for coming up with interceptions at crucial times. In the 2004 regular season and playoffs,

five of his six interceptions came inside the opponents' 20-yard line, with four of those picks coming inside the 4-yard line and two of them coming in the end zone. His only 2004 pick that did not come inside the 20-yard line was his interception in the fourth quarter of Super Bowl XXXIX, a pick that ended Philadelphia's last-gasp drive and clinched the Patriots' world title.

- As an all-around contributor, Harrison recorded 12 special teams tackles in 2004, his highest total since notching 20 special teams stops as a rookie in 1994.
- Harrison posted double-digit tackle totals in six games in 2003, including a season-high 14 tackles (11 solo) against Tennessee (10/5/03) and a 10-tackle effort (7 solo) in the AFC Championship Game against Indianapolis (1/18/04).
- In 2003, Harrison was part of a Patriots defense that led the NFL in four key categories: opponents' points per game (14.9), opponents' passer rating (56.2), interceptions (29) and passing touchdowns surrendered (11).
- Harrison was selected to the Associated Press All-Pro first team in 2003 and earned AP second-team honors in 2004.
- Harrison was selected to the Pro Bowl in 1998 and 2001.
- Harrison has eclipsed the 100-tackle mark seven times during his career, including a career-high 140 tackles (105 solo) in 2003.
- Harrison amassed a career high six sacks during the 2000 season. His six sacks led all NFL defensive backs and ranked second on the team.
- Harrison established a career high with six interceptions in 2000 for 97 yards, including a 63-yard touchdown.
- Harrison was selected as the Chargers defensive player of the year four times, as voted by his teammates (1996-97, 2000-01).
- Harrison was chosen among the franchise's all-time greats when he was selected to the Chargers 40th Anniversary All-Time Team during the 2000 season.

EXTRA POINTS



- Rodney took home the long drive title at the 2008 New England Patriots Charitable Foundation's annual golf tournament with a drive of 287 yards to vanquish teammates Chris Hanson and Stephen Gostkowski.
- Rodney earned the 2006 Ed Block Courage award after his teammates voted him the player who best exemplifies the principles of courage and sportsmanship while also serving as a source of inspiration.
- Rodney participated in an officiating internship at NFL Europe's training camp in Tampa, Fla., in 2005. He donned the stripes to learn more about the responsibilities of an NFL referee in anticipation of a potential post-football career.

- Harrison made NFL history in 1997 when he became the first player to score touchdowns on a fumble return, interception return and kickoff return in the same season.
- Harrison led the Chargers with 20 special teams tackles as a rookie in 1994.

SEASONAL REVIEWS

➤ **2007 (12/11, 3/3):** Played in 12 games while making 11 starts at strong safety in 2007 ... Became the first player in NFL history to record both 30 interceptions and 30 sacks with his career with a sack of Miami Dolphins quarterback Cleo Lemon in the Patriots' victory at Miami (10/21), giving him 30.5 sacks for his career ... Saw his first action of the season in a reserve role at safety against Cleveland (10/7) and made two tackles along with a pass defended and a quarterback hit ... Registered his first sack of the season at Dallas (10/14), taking down Tony Romo for an 11-yard loss on third and long ... Increased his career sack total to 30.5 with a 10-yard sack of Cleo Lemon in the Patriots' win at Miami (10/21), while making seven solo tackles ... Picked off a Peyton Manning pass intended for Reggie Wayne for his first interception of the season in the Patriots' comeback victory at Indianapolis (11/4) ... Finished second on the team with seven tackles, including one on Brian Westbrook for a 2-yard loss against Philadelphia (11/25) ... Led the Patriots secondary with seven tackles in the Patriots' come-from-behind win at Baltimore (12/3) ... Tallied a season high 10 tackles (8 solo) in the Patriots' win over Pittsburgh (12/9) ... Led a goal-line stand, batting down Steelers quarterback Ben Roethlisberger's pass intended for Antonio Holmes and then stuffing Hines Ward for no gain on an end around on the very next play ... Picked off a David Garrard pass to clinch the Patriots' win over Jacksonville in the AFC Divisional playoffs (1/12) and tied Aeneas Williams for fifth place on the NFL postseason interceptions list with his seventh career playoff pick ... Tallied a career playoff game high 12 tackles (11 solo) against the New York Giants in Super Bowl XLII (2/3).

➤ **2006 (10/10, 0/0):** Started 10 games at safety ... Totaled 46 tackles (34 solo), one sack, three quarterback hits, one interception, three passes defended, one forced fumble and one fumble recovery ... Was voted a defensive captain by his teammates ... Listed as a day of game inactive for all three playoff games due to a knee injury suffered in the regular-season finale at Tennessee (12/31) ... Part of a Patriots secondary that allowed just 10 touchdown passes by opponents, a mark that led the NFL and stands as the fewest allowed in team history for a single season ... Led the team or tied for the team lead in quarterback hits three times (at BUF, at JAX, at TEN) ... Tied for the team lead in passes defended twice (at MIN, vs. IND) ... Notched three solo tackles ... Sealed the Patriots' victory by deflecting Chad Pennington's last-ditch effort pass that was then intercepted by Tedy Bruschi in the fourth quarter against the N.Y. Jets (9/17) ... Finished second on the team with 10 tackles (7 solo) and a forced fumble against Miami (10/8) ... Forced Ronnie Brown to fumble and the loose ball was recovered by Tedy Bruschi at the Miami 37-yard line early in the first quarter ... Started at safety and notched five tackles (4 solo) and an interception at Minnesota (10/30) ... Halted a potential Vikings' scoring drive by intercepting a Brad Johnson pass intended for Mewelde Moore at the goal line in the first quarter ... Started at safety, but left the game with a shoulder injury early in the first quarter against Indianapolis (11/5) ... Returned to the lineup as the starting strong safety at Jacksonville (12/24) ... Sealed the victory by recovering a David Garrard fumble that was forced by a Jarvis Green strip-sack with less than two minutes remaining in the fourth quarter ... Started at safety at Tennessee (12/31) but left the game in the second quarter with a knee injury.

➤ **2005 (3/3, 0/0):** Was voted a defensive captain for the 2005 season by his teammates ... Started the first three games of the season before being placed on injured reserve with a knee injury (9/27) ... Registered four tackles (1 solo) and tied for the

RODNEY HARRISON'S SINGLE-GAME CAREER HIGHS

Regular Season

Tackles:	20	at Pittsburgh (10/31/04)
Solos:	12	Four times, most recent at Pittsburgh (10/31/04)
Assists:	8	at Pittsburgh (10/31/04)
Sacks:	3	vs. Buffalo (9/6/98)
Interceptions:	2	Five times, most recent vs. N.Y. Giants (10/12/03)
Int. Return Yards:	75t	vs. Minnesota (11/19/97)
Passes Defended:	4	at Philadelphia (9/14/03)
Forced Fumbles:	1	13 times, most recent vs. Miami (10/8/06)
Fumble Recoveries:	1	Seven times, most recent at Jacksonville (12/24/06)
Touchdowns:	1	Four times, most recent vs. Pittsburgh (12/24/00)

team lead with three special teams stops against Oakland (9/8) ... Finished second on the team with 11 tackles (5 solo) and a pass defended against Carolina (9/18) ... Started at safety and collected one tackle against Pittsburgh (9/25) before leaving the game in the first quarter with a knee injury.

➤ **2004 (16/16, 3/3):** Started all 16 games at safety for the sixth time in his career ... Led the team for the second consecutive season with 138 tackles (96 solo) in the regular season ... Paced the squad in the postseason with 27 stops (23 solo) ... Finished second on the team with eight passes defended including two interceptions ... Tied for the team lead with three forced fumbles ... Collected 12 special teams tackles ... Named a defensive captain for the 2004 season by his teammates ... For the second consecutive season, he led all NFL defensive backs in tackles, and his tackle total ranked ninth among all NFL players, trailing only eight middle linebackers ... Named AFC Defensive Player of the Week after tallying a team-high six tackles (5 solo), two sacks for 21 yards, a pass defended and a forced fumble against Arizona (9/19) ... Sacked Josh McCown for a 6-yard loss in the first quarter and registered his second sack of the game, dropping McCown for a 15-yard loss on third-and-17 in the second quarter ... Led the team with 15 tackles (9 solo), a sack, a pass defended and a forced fumble against Miami (10/10) ... Sacked Jay Fielder for a 12-yard loss with a goal line blitz late in the fourth quarter ... Registered a career-high 20 tackles (12 solo) and led the team with three special teams stops against Pittsburgh (10/31) ... Led the team with 11 tackles (9 solo), an interception and a forced fumble in the divisional playoffs against the Indianapolis Colts (1/16) ... Forced Reggie Wayne to fumble and the loose ball was recovered by Tedy Bruschi at the Colts' 35-yard line and then sealed the Patriots' victory by intercepting a Peyton Manning pass in the end zone with four seconds left in the game ... Led the team with nine tackles (7 solo) and an interception return for a touchdown in the AFC Championship Game against Pittsburgh (1/23) ... Intercepted a Ben Roethlisberger pass and returned the pick 87 yards for a touchdown to give the Patriots a 24-3 lead with 2:14 remaining in the second quarter ... Tied for second on the team with seven solo tackles, including a sack in the Patriots' 24-21 victory over the Eagles in Super Bowl XXXIX ... Recorded two interceptions in the victory ... Halted a potential Eagles scoring opportunity by intercepting a Donovan McNabb pass intended for Brian Westbrook at the New England 3-yard line. Sacked McNabb for a 1-yard loss in the first quarter ... Held up L.J. Smith, allowing Randall Gay to force a fumble that was recovered by Eugene Wilson ... Sealed the Patriots second consecutive Super Bowl championship by intercepting a McNabb pass intended for L.J. Smith with nine seconds remaining in the game.

➤ **2003 (16/16, 3/3):** Named a defensive captain by his teammates and was one of four defensive players to start all 19 games, including postseason ... Led the team with 140

tackles (105 solo) in the regular season and also paced the team with 23 tackles (19 solo) in the postseason ... Made three interceptions in the regular season and two in the postseason ... Named to the Associated Press All-Pro Team ... Tallied a team-high 11 tackles (9 solo) in his Patriots debut against Buffalo (9/7) ... Made a season-high and team-leading 14 tackles (11 solo) against Tennessee (10/5) ... Tallied nine tackles (7 solo) and the first two interceptions of his Patriots career against the N.Y. Giants (10/12) ... Grabbed his first interception of the season by hauling in a ball that was tipped by Richard Seymour, then recorded his second interception with 8:08 left in the game ... Registered four solo tackles and an interception in the divisional playoffs against Tennessee (1/10) ... Picked off a Steve McNair pass with 3:48 remaining in the first quarter ... Tallied 10 tackles (7 solo), an interception and a forced fumble in the Patriots' 24-14 AFC Championship victory over the Colts (1/18) ... Halted a potential Colts scoring drive by picking off a Peyton Manning pass in the end zone on the Colts' first possession of the game ... Administered a crushing hit on Marvin Harrison, forcing a fumble that was recovered by Tyrone Poole deep in Patriots territory ... Led the team with nine tackles, including a sack in the Patriots' 32-29 Super Bowl XXXVIII victory over the Panthers ... Dropped Jake Delhomme for a three-yard sack on third-and-three in the third quarter.

➤ **2002 (13/13 – San Diego):** Ranked second on the Chargers with 88 tackles (69 solos) ... Added two sacks and forced two fumbles ... Intercepted two passes and batted down eight passes ... Amassed 10 tackles and two passes defended and intercepted a pass at the end of regulation in the Chargers 20-17 overtime victory against the 49ers (11/17) ... Led the team with a season-high 12 tackles against Miami (11/24) ... Closed out his Chargers career by leading the team with 12 tackles against Seattle (12/29).

➤ **2001 (14/14 – San Diego):** Selected to his second career Pro Bowl ... Led the team with 108 tackles (91 solos) ... Added 3.5 sacks, two forced fumbles and one fumble recovery ... Snared two interceptions for 51 yards and ranked second on squad with 13 passes defended ... Named to The Sporting News' All-Pro team, Pro Football Weekly's All-AFC Team and the Chargers Co-Defensive Player of Year ... Recipient of Unsung Hero Award for contributions both on field and in community as voted by San Diego teammates and fans ... Led team for third consecutive week in tackles with 13 stops against the Patriots (10/14) ... Returned to starting lineup from ankle injury and led team with 11 tackles in addition to a sack and two passes defended against Seattle (12/2) ... Recorded his first interception of the season to go along with a sack and a forced fumble against Philadelphia (12/9).

➤ **2000 (16/16 – San Diego):** Led Chargers in tackles (127), interceptions (six, career high) and passes defended (17, career high) ... Led all NFL defensive backs and ranked second on the team with six sacks ... Led team or was tied for team lead in tackles in eight games during the season ... Tied for third in the AFC with six interceptions ... Returned an interception 63 yards for a touchdown ... Voted Defensive Player of Year by his teammates, an honor he also earned in 1996 and '97 ... Equaled a career high with two sacks in a 17-16 victory over the Chiefs (11/26) ... Tied a personal single-game best with two interceptions against the Baltimore Ravens (12/10) ... Recorded two interceptions, including one he returned 63 yards for a touchdown against the Steelers (12/24).

➤ **1999 (6/6 – San Diego):** Finished tied for eighth on the team with 41 tackles despite starting and playing in only six games ... Suffered a shoulder injury during the fifth game of the season which forced him to miss 10 of the final 11 games ... Added one sack, one interception, one forced fumble ... Ranked fourth on the team with eight passes defended ... Chargers started the season with a 4-1 record with Harrison in the lineup and after his injury they suffered a six-game losing streak ... Harrison was the Chargers leading tackler through first four games of the season ... Opened the season with a

HONORS AND AWARDS

2006

Ed Block Courage Award

2004

Associated Press All-Pro Second Team
Football Digest All-Pro Team
San Francisco Chronicle All-Pro Team
AFC Defensive Player of the Week (Wk. 2)

2003

Associated Press All-Pro Team
Peter King's Defensive Player of the Year
ESPN.com All-Pro Team
SI.com All-Pro Team

2001

Pro Bowl
Chargers Co-Defensive Player of the Year
Sporting News All-Pro Team
Pro Football Weekly All-AFC Team

2000

Chargers Defensive Player of the Year

1999

AFC Defensive Player of the Week (Wk.5)

1998

Pro Bowl
Associated Press All-Pro Team
Sporting News All-Pro Team
Pro Football Weekly All-Pro Team

1997

Chargers Defensive Player of the Year

1996

Chargers Defensive Player of the Year

1995

AFC Defensive Player of the Week (Wk.2)

team-high eight solo defensive tackles and added a tackle and forced fumble on special teams against the Bengals (9/19) ... Amassed a season-high nine tackles and an interception in a win over the Chiefs (10/3) ... Forced a fumble that was returned for a score in the Chargers 20-10 victory over the Detroit Lions (10/10). Added seven tackles, including a sack and three pass defenses.

➤ **1998 (16/16 – San Diego):** Unanimous choice to start in his first Pro Bowl following 1998 season after finishing second on Chargers with 114 tackles (89 solos) ... Snared three interceptions, totaled four sacks, 10 passes defended and one forced fumble ... Started all 16 games for third consecutive season ... Named first-team All-Pro by Associated Press, Pro Football Weekly and The Sporting News ... Eclipsed the 100-tackle mark for the third consecutive season ... Led Chargers in tackles five times and also tied for team lead three more times ... Opened season with a career-high three sacks in 16-14 win over the Bills (9/6) ... Recorded a season- and team-high 13 tackles against the Seahawks (12/13).

➤ **1997 (16/16 – San Diego):** Named Defensive Player of Year by teammates for second-consecutive season ... Led team with a career-high 132 tackles (96 solos) ... Added a then career-high four sacks, two interceptions, one forced fumble, two fumble recoveries and eight passes defended ... Became first player in NFL history to score touchdowns on an interception return, fumble return and kickoff return in same season ... He snared a Warren Moon pass at Seattle (11/9) and returned it 75 yards for a touchdown ... Led team in tackles during eight games ... Scooped up a fumble in the end zone for a touchdown against New Orleans (9/7) ... Returned an onside-kick attempt 40 yards for a touchdown to help secure a victory over Indianapolis (10/26) ... Amassed a then career-high 16 tackles against the Raiders (11/16).

CHARTER MEMBER OF 30/30 CLUB

Rodney Harrison is the only player in NFL history to record at least 30 sacks and at least 30 interceptions in his career. Harrison enters 2008 as the NFL's all-time leader in sacks by a defensive back, dating back to when sacks became an official NFL statistic in 1982.

NFL ALL-TIME LEADERS: SACKS BY A DEFENSIVE BACK

Player	Pos.	Team(s)	Years	Sacks	INT
Rodney Harrison	S	SD/NE	1994-07	30.5	33
Carnell Lake	S	PIT/JAX/BAL	1989-2001	25.0	16
Ronde Barber	CB	TB	1997-2007	21.0	33

PLAYERS WITH 25 CAREER SACKS / 25 CAREER INTS

Player	Pos.	Team(s)	Years	Sacks	INT
Rodney Harrison	S	SD/NE	1994-07	30.5	33
William Thomas	LB	PHI/OAK	1991-2001	37.0	27
Ray Lewis	LB	BAL	1996-2007	30.0	25

➤ **1996 (16/16 – San Diego):** Teammates voted Harrison San Diego's Defensive Player of Year ... Finished season ranked second on team with a then career-high 125 tackles (105 solos) ... Led team for second consecutive season with five interceptions ... Ranked second on team with 14 passes defended ... Added one sack, one forced fumble, one fumble recovery and one tackle on special teams ... Led the Chargers in tackles two games and tied for team lead in two others ... Equaled career high with two interceptions in the Chargers' 28-14 victory over the Chiefs (11/24) ... Closed out season with one interception and one sack, contributing to the Chargers 16-10 victory over the Broncos (12/22).

➤ **1995 (11/0, 1/0 – San Diego):** Played in 11 games and led the Chargers with five interceptions ... Added 24 tackles and five passes defended ... Added nine tackles on special teams ...

Led the team with a career-high two interceptions against the Seahawks (9/10) ... Led the Chargers with three special teams tackles in a wild card game against Indianapolis (12/31).

➤ **1994 (15/0, 3/0 – San Diego):** Played in 15 regular-season games and all three postseason contests as a rookie ... Led the Chargers with 20 special teams tackles and one fumble recovery ... Played in every game except versus Los Angeles Rams Nov. 27 ... Notched one special teams tackle during the postseason.

COLLEGE

Harrison holds the Western Illinois record for tackles by defensive back with 345 ... Voted All-America first-team selection by Associated Press, Sports Network, and Kodak in 1993 ... Earned first-team All-Gateway Conference ... Set school record with 28 tackles versus Western Kentucky ... All-America second-team pick by Associated Press and Sports Network in 1992 ... First-team All-Gateway Conference choice ... Second-team All-Gateway Conference pick as freshman in 1991.

PERSONAL

Rodney Harrison was born on December 15, 1972 in Markham, Ill. ... All-conference selection in football, basketball and track for Marian Catholic (Chicago Heights, Ill.) High School ... Harrison's mother, Barbara, owns a beauty shop in Chicago ... In 1997, purchased a brand new house for his mother in Markham, Illinois ... Donated 20 tickets to each Chargers' home game to Big Brothers/Big Sisters of San Diego ... Participated in the 2007 Salvation Army Holiday Party at Gillette Stadium with nearly 250 children from the Boston and Providence Salvation Army centers ... Enjoys playing Madden football and sometimes plays anonymously online against fans ... Majored in general studies ... Rodney and his wife Erika have two sons, Christian and Rodney Jr., and a daughter, Mikala.

RODNEY HARRISON

Pos: S Ht: 6-1 Wt: 220 Year: 15th Acq: UFA (SD)-03 College: Western Illinois Born: 12/15/72

REGULAR SEASON			TACKLES					INTERCEPTIONS					MISCELLANEOUS					
Year	Team	G/S	TT	UT	A	S	Yds	No	Yds	Avg	Lg	TD	PD	FF	FR	Yds	TD	SpT
1994	Chargers	15/0	0	0	0	0.0	0.0	0	0	0.0	0	0	0	0	1	0	0	20
1995	Chargers	11/0	24	21	3	0.0	0.0	5	22	4.4	17	0	5	0	0	0	0	9
1996	Chargers	16/16	125	105	20	1.0	5.0	5	56	11.2	29	0	14	1	1	0	0	1
1997	Chargers	16/16	132	96	36	4.0	25.0	2	75	37.5	75t	1	8	1	2	0	1	1
1998	Chargers	16/16	114	89	25	4.0	29.0	3	42	14.0	21	0	10	1	0	0	0	3
1999	Chargers	6/6	41	30	11	1.0	9.0	1	0	0.0	0	0	8	0	0	0	0	1
2000	Chargers	16/16	127	101	26	6.0	48.0	6	97	16.2	63t	1	17	1	0	0	0	0
2001	Chargers	14/14	108	91	17	3.5	28.5	2	51	25.5	22	0	13	2	1	0	0	0
2002	Chargers	13/13	88	69	19	2.0	11.0	2	2	1.0	2	0	8	2	0	0	0	0
2003	Patriots	16/16	140	105	35	3.0	22.0	3	0	0	0	0	11	1	1	16	0	1
2004	Patriots	16/16	138	96	42	3.0	33.0	2	12	6.0	12	0	8	3	0	0	0	12
2005	Patriots	3/3	16	7	9	0.0	0.0	0	0	0.0	0	0	1	0	0	0	0	3
2006	Patriots	10/10	46	34	12	1.0	5.0	1	2	2.0	2	0	3	1	1	0	0	1
2007	Patriots	12/11	67	52	15	2.0	21.0	1	2	2.0	2	0	7	1	0	0	0	5
Totals- 14 years		180/153	1166	896	270	30.5	236.5	33	361	10.9	75t	2	113	14	7	16	1	57

POSTSEASON		TACKLES						INTERCEPTIONS						MISCELLANEOUS					
Year	Team	G/S	TT	UT	A	S	Yds	No	Yds	Avg	Lg	TD	PD	FF	FR	Yds	TD	SpT	
1994	Chargers	3/0	0	0	0	0	0	0	0	0	0	0	0	0	0	0	0	1	
1995	Chargers	1/0	0	0	0	0	0	0	0	0	0	0	0	0	0	0	0	3	
2003	Patriots	3/3	23	19	4	1.0	3.0	2	7	3.5	7	0	3	1	0	0	0	0	
2004	Patriots	3/3	27	23	4	1.0	1.0	4	101	25.3	87t	1	4	1	0	0	0	3	
2005	Patriots	0/0	Injured Reserve																
2006	Patriots	0/0	0	0	0	0.0	0.0	0	0	0.0	0	0	0	0	0	0	0	0	
2007	Patriots	3/3	22	16	6	0.0	0.0	1	10	10.0	10	0	2	0	0	0	0	0	
Totals - 7 Years		13/9	72	58	14	2.0	4.0	7	118	16.9	87t	1	9	2	0	0	0	7	

ADDITIONAL STATISTICS

Kickoff returns – 1 for 10 yards in 1996; 1 for 40 yards and a touchdown in 1997.

Punt returns – 1 for 0 yards in 1997

HARRISON'S CAREER GAME-BY-GAME

1994: As a rookie, Harrison played in 15 games and did not record any defensive statistics. In the 1994 postseason, he played in three games (including Super Bowl XXXI) and also did not record any defensive statistics.

1995	Opponent	P/S	TT	UT	A	S	Yds	I	Yds	PD	FF	FR	W/L	Score
09/03	at Oakland	P	1	1	0	-	-	-	-	-	-	-	L	7-17
09/10	Seattle	P	1	1	0	-	-	-	2	1	2	-	W	14-10
09/17	at Philadelphia	P	2	1	1	-	-	-	1	4	1	-	W	27-21
09/24	Denver	P	7	5	2	-	-	-	-	-	-	-	W	17-6
10/01	Pittsburgh	P	2	2	0	-	-	-	-	-	-	-	L	16-31
10/09	at Kansas City	P	2	2	0	-	-	-	-	-	-	-	L	23-29
10/15	Dallas	P	1	1	0	-	-	-	-	-	-	-	L	9-23
10/22	at Seattle	P	5	5	0	-	-	-	-	-	-	-	W	35-25
11/05	Miami	P	1	1	0	-	-	-	-	-	-	-	L	14-24
11/12	Kansas City	P	0	0	0	-	-	-	1	0	1	-	L	7-22
11/19	at Denver	P	2	2	0	-	-	-	1	17	1	-	L	27-30
11/27	Oakland					Inactive							W	12-6
12/03	Cleveland					Inactive							W	31-13
12/09	Arizona					Inactive							W	28-25
12/17	at Indianapolis					Inactive							W	27-17

1995 Totals		15/0	24	21	3	0	0	5	22	5	0	0		9-7
12/31 Indianapolis	P	0	0	0	-	-	-	-	-	-	-	-	L	20-35
1995 Postseason		1/0	0	0	0	-	-	-	-	-	-	-		0-1

1996	Opponent	P/S	TT	UT	A	S	Yds	I	Yds	PD	FF	FR	W/L	Score
09/01	Seattle	P	7	7	0	-	-	-	-	-	-	-	W	29-7
09/08	Cincinnati	P	6	4	2	-	-	-	-	-	-	-	W	27-14
09/15	at Green Bay	P	14	11	3	-	-	-	-	1	-	-	L	10-42
09/22	at Oakland	P	6	5	1	-	-	-	-	1	-	-	W	40-34
09/29	Kansas City	P	8	6	2	-	-	-	-	1	-	-	W	22-19
10/06	at Denver	P	8	7	1	-	-	-	1	29	1	-	L	17-28
10/21	Oakland	P	5	4	1	-	-	-	-	-	-	-	L	14-23
10/27	at Seattle	P	13	12	1	-	-	-	-	1	-	-	L	13-32
11/03	at Indianapolis	P	7	6	1	-	-	-	-	4	-	-	W	26-19
11/11	Detroit	P	2	1	1	-	-	-	-	-	-	-	W	27-21
11/17	Tampa Bay	P	12	10	2	-	-	-	1	0	-	-	L	17-25
11/24	at Kansas City	P	5	5	0	-	-	-	2	6	2	-	W	28-14
12/01	New England	P	8	7	1	-	-	-	-	-	-	-	L	7-45
12/08	at Pittsburgh	P	11	10	1	-	-	-	-	1	-	-	L	3-16
12/14	at Chicago	P	8	6	2	-	-	-	-	-	-	-	L	14-27
12/22	Denver	P	5	4	1	1	0	5.0	1	26	1	-	W	16-10

1996 Totals		16/16	128	105	20	1.0	5.0	5	51	14	1	1		8-8
-------------	--	-------	-----	-----	----	-----	-----	---	----	----	---	---	--	-----

09/14	at Carolina	P	6	2	4	-	-	-	-	1	-	-	L	7-26
09/21	at Seattle	P	10	6	4	-	-	-	1	75	1	-	L	22-26
09/28	Baltimore	P	12	10	2	-	-	-	-	2	-	-	W	21-17
10/05	at Oakland	P	5	4	1	-	-	-	-	-	-	-	W	25-10
10/16	at Kansas City	P	4	2	2	-	-	-	-	-	-	-	L	3-31
10/26	at Indianapolis	P	7	6	1	1.0	9.0	-	-	-	-	-	W	35-19
11/02	at Cincinnati	P	11	10	1	-	-	-	-	-	1	-	L	31-38
11/09	Seattle	P	9	6	3	-	-	-	-	-	-	-	W	31-37
11/16	Oakland	P	16	12	4	1.0	1.0	-	-	-	-	-	L	13-38
11/23	at San Francisco	P	7	6	1	1.0	8.0	-	-	-	-	-	L	10-17
11/30	Denver	P	8	4	4	-	-	-	-	2	-	-	L	28-38
12/07	Atlanta	P	5	4	2	1.0	7.0	1	0	1	-	-	L	3-14
12/14	Kansas City	P	9	8	1	-	-	-	-	-	1	-	L	7-29
12/21	at Denver	P	5	3	2	-	-	-	-	-	-	-	L	3-38
1997 Totals			16/16	132	96	36	4.0	25.0	2	75	8	1	2	4-12

1997 Totals		16/16	132	96	4.0	25.0	2	75	8	1	2		4-12
-------------	--	-------	-----	----	-----	------	---	----	---	---	---	--	------

1998	Opponent	P/S	TT	UT	A	S	Yds	I	Yds	PD	FF	FR	W/L	Score
09/06	Buffalo	P	12	11	1	3.0	23.0	-	-	1	1	-	W	16-14
09/13	at Tennessee	P	6	5	1	-	-	-	-	-	-	-	W	38-30
09/20	at Kansas City	P	5	4	1	-	-	-	-	2	-	-	L	7-23
09/27	N.Y. Giants	P	12	10	2	-	-	-	-	0	-	-	L	16-34
10/04	at Indianapolis	P	5	4	1	-	-	-	1	21	1	-	L	12-17
10/11	at Oakland	P	2	2	0	-	-	-	1	11	2	-	L	6-7
10/18	Philadelphia	P	6	4	2	-	-	-	-	-	-	-	W	13-10
10/25	Seattle	P	7	6	1	-	-	-	-	1	-	-	L	20-27
11/01	Denver	P	7	5	2	-	-	-	1	10	1	-	L	10-27
11/15	Baltimore	P	4	3	1	-	-	-	-	-	-	-	W	14-13
11/22	Kansas City	P	9	7	2	-	-	-	-	1	-	-	W	38-37
11/29	Denver	P	6	4	2	-	-	-	-	1	-	-	L	16-31
12/06	at Washington	P	8	8	0	-	-	-	-	-	-	-	L	20-24
12/13	at Seattle	P	13	10	3	-	-	-	-	-	-	-	L	17-38
12/20	Oakland	P	5	1	4	-	-	-	-	-	-	-	L	10-17
12/27	at Arizona	P	7	5	2	1.0	6.0	-	-	-	-	-	L	13-16

1998 Totals		16/16	114	89	25	4.0	29.0	3	42	10	1	0		5-11
-------------	--	-------	-----	----	----	-----	------	---	----	----	---	---	--	------

1999	Opponent	P/S	TT	UT	A	S	Yds	I	Yds	PD	FF	FR	W/L	Score
09/19	at Cincinnati	P	8	8	0	-	-	-	-	2	-	-	W	34-7
09/26	at Indianapolis	P	8	7	1	-	-	-	-	2	-	-	L	19-27
10/03	Kansas City	P	9	7	2	-	-	-	1	0	1	-	W	21-14
10/10	at Detroit	P	7	6	1	1.0	9.0	-	-	3	-	-	W	13-10
10/17	Seattle	P	6	6	0	-	-	-	-	-	-	-	W	20-31
10/24	Green Bay					Inactive							W	30-10
10/31	at Kansas City	P				Inactive							L	0-34
11/07	Denver					Inactive							L	17-33
11/14	at Oakland					Inactive							L	9-28
11/21	Chicago					Inactive							L	20-23
11/28	at Minnesota	P				Inactive							L	27-35
12/05	Cleveland					Inactive							L	23-10
12/12	at Seattle	P				Inactive							W	19-16
12/19	at Miami	P	3	1	2	-	-	-	-	-	-	-	L	9-12
12/26	Oakland					Inactive							W	23-20
01/02	at Denver	P				Inactive							W	12-6

1999 Totals		6/6	41	35	6	1.0	9.0	1	0	8	0	0		8-8
-------------	--	-----	----	----	---	-----	-----	---	---	---	---	---	--	-----

2000	Opponent	P/S	TT	UT	A	S	Yds	I	Yds	PD	FF	FR	W/L	Score
09/03	at Oakland	P	8	8	0	1.0	2.0	-	-	-	-	-	L	6-9
09/10	New Orleans	P	10	5	5	-	-	-	-	-	-	-	L	27-28
09/17	at Kansas City	P	12	10	2	-	-	-	-	1	-	-	L	10-42
09/24	Seattle	P	4	1	3	1.0	12.0	-	-	-	-	-	L	12-30
10/01	at St. Louis	P	10	10	0	1.0	7.0	-	-	-	-	-	L	31-57
10/08	Denver	P	7	6	1	-	-	-	-	-	-	-	L	7-21
10/15	at Buffalo	P	12	9	3	1.0	4.0	1	0	1	-	-	L	24-27
10/29	Oakland	P	5	5	2	-	-	-	-	-	-	-	L	13-15
11/05	at Seattle	P	14	4	1	-	-	-	1	0	1	-	L	15-17
11/12	Miami	P	10	9	1	-	-	-	-	-	-	-	L	7-17
11/19	at Denver	P	1	1	0	-	-	-	-	-	-	-	L	37-38
11/26	Kansas City	P	9	7	2	2.0	23.0	-	-	-	-	-	W	17-16
12/03	San Francisco	P	8	9	1	-	-	-	-	-	-	-	L	17-45
12/10	at Baltimore	P	11	7	4	-	-	-	2	19	2	-	L	3-24
12/17	at Carolina	P	3	3	0	-	-	-	-	-	3	-	L	22-30
12/24	Pittsburgh	P	10	9	1	-	-	-	2	78	3	-	L	21-34

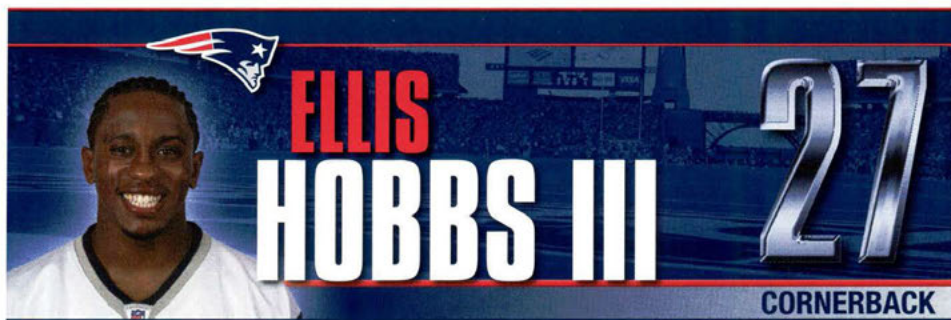
2000 Totals		16/16	127	101	26	6.0	48.0	6	97	17	1	0		1-15
-------------	--	-------	-----	-----	----	-----	------	---	----	----	---	---	--	------

09/23	at Dallas	S	8	8	0	-	-	-	-	-	-	-	W	32-21
09/30	Cincinnati	S	9	9	0	-	-	-	-	-	1	-	W	28-14
10/07	at Cleveland	S	10	8	2	-	-	-	-	-	-	-	L	16-20
10/14	at New England	S	13	8	5	-	-	-	-	-	-	-	L	26-29
10/21	Denver	P	8	7	1	1.0	9.0	-	-	2	-	-	W	27-10
10/28	Buffalo	S	8	6	2	-	-	-	-	-	-	-	W	24-14
11/04	Kansas City	S	11	9	2	-	-	-	-	-	-	-	W	20-25
11/11	at Denver	S	1	1	0	-	-	-	-	-	-	-	L	16-26
11/18	at Oakland					Inactive							L	24-34
11/25	Arizona					Inactive							L	10-13
12/02	at Seattle	S	11	10	1	1.6	6.0	-	-	4	-	-	Lot	17-20
12/09	at Philadelphia	S	6	5	1	1.0	9.0	1	22	5	1	-	L	14-24
12/16	at Oakland	S	13	7	6	-	-	-	1	16	-	-	L	16-13
12/23	at Kansas City	S	5	5	0	-	-	-	-	-	-	-	W	6-10
12/30	Seattle	S	7	6	1	0.5	4.5	-	-	0	-	-	L	22-25
2001 Totals	14/14	108	91	17	3.5	28.5	2	38	13	2	1	5-11		

HARRISON'S CAREER GAME-BY-GAME (CONT.)

2005	Opponent	P/S	TT	UT	A	S	Yds	Int	Yds	PD	FF	FR	W/L	Score	
09/08	Oakland	S	4	1	3	-	-	-	-	-	-	-	W	30-20	
09/18	at Carolina	S	11	5	6	-	-	-	-	1	-	-	L	17-27	
09/25	at Pittsburgh	S	1	1	0	-	-	-	-	-	-	-	W	23-20	
10/02	San Diego													17-41	
Placed on Injured Reserve															
2005 Totals			3/3	16	7	9	0.0	0.0	0	1	0	0		10-6	
2006	Opponent	P/S	TT	UT	A	S	Yds	Int	Yds	PD	FF	FR	SpT	W/L	Score
09/10	Buffalo	S	8	6	2	-	-	-	-	-	-	-	-	W	19-17
09/17	at N.Y. Jets	S	3	3	0	-	-	-	-	-	-	-	-	W	24-17
09/24	Denver	S	7	6	1	-	-	-	-	-	-	-	-	L	7-17
10/01	at Cincinnati	S	4	2	2	-	-	-	-	-	-	-	-	W	38-13
10/08	Miami	S	10	7	3	-	-	-	-	-	-	-	-	W	20-10
10/22	at Buffalo	S	5	4	1	-	1.0	5.0	-	-	-	-	-	W	28-6
10/30	at Minnesota	S	5	4	1	-	-	-	1	2	1	-	-	W	31-7
11/05	Indianapolis	S	0	0	0	-	-	-	-	-	-	-	-	L	20-27
11/12	N.Y. Jets													L	14-17
11/19	at Green Bay													W	35-0
11/26	Chicago													W	17-13
12/03	Detroit													W	28-21
12/10	at Miami													L	0-21
12/17	Houston													W	40-7
12/24	at Jacksonville	S	3	1	2	-	-	-	-	-	-	-	-	W	40-7
12/31	Tennessee	S	6	1	1	0	-	-	-	-	-	-	1	W	24-21
2006 Totals			10/10	46	34	12	1.0	5.0	1	2	3	1	1	1	12-4

2007	Opponent	TT	UT	A	S	Yds	Int	Yds	PD	FF	FR	SpT	W/L	Score
01/07	N.Y. Jets													W 37-16
01/14	at San Diego													W 24-21
01/21	at Indianapolis													L 34-38
2006 Postseason														
		0/0	0	0	0	0.0	0.0	0	0	0	0	0	0	2-1
10/07	Cleveland	p	2	2	0	-	-	-	-	-	-	-	-	W 34-17
10/14	at Dallas	S	5	4	1	1.0	11.0	-	-	-	-	-	-	W 48-27
10/21	at Miami	S	8	7	1	1.0	10.0	-	-	-	-	-	-	W 49-28
10/28	Washington	S	3	1	2	-	-	-	-	-	-	-	-	W 52-7
11/04	at Indianapolis	S	6	4	2	-	-	-	1	2	1	-	-	W 24-20
11/18	at Buffalo	S	5	5	0	-	-	-	-	-	-	-	-	W 56-10
11/25	Philadelphia	S	7	6	1	-	-	-	-	-	-	-	-	W 31-28
12/03	at Baltimore	S	7	4	3	-	-	-	-	-	-	-	-	W 27-24
12/09	Pittsburgh	S	10	8	2	-	-	-	-	-	-	-	-	W 34-13
12/16	N.Y. Jets	S	4	3	1	-	-	-	-	-	-	-	-	W 20-10
12/23	Miami	S	5	3	2	-	-	-	-	-	-	-	-	W 28-7
12/29	at N.Y. Giants	S	5	5	0	-	-	-	-	-	-	-	-	W 38-35
2007 Totals		12/11	67	52	15	2.0	21.0	1	2	7	1	0	5	16-0
01/12	Jacksonville	S	6	2	4	-	-	-	1	10	2	-	-	W 31-20
01/20	San Diego	S	4	3	1	-	-	-	-	-	-	-	-	W 21-12
02/03	N.Y. Giants	S	12	11	1	-	-	-	-	-	-	-	-	L 14-17
2007 Postseason		3/3	22	16	6	-	-	-	1	10	2	-	-	2-1



5-9 > 195 lbs > Born 5/16/83 > Exp. (NFL/Patriots): 4/4
 GP/GS (Playoffs): 47/33 (8/7) > Acq: D3a-05 (84th) > Iowa State > DeSoto, Texas

CAREER TRANSACTIONS

Ellis Hobbs III was drafted by the New England Patriots in the third round (84th overall) of the 2005 NFL Draft ... Signed by the Patriots (07/22/05).

CAREER HIGHLIGHTS

- ✦ In the 2007 season opener against the Jets, Hobbs recorded the longest kickoff return in NFL history, bringing back the opening kickoff of the second half 108 yards for a touchdown. At the time, it was also the longest play in NFL history.
- ✦ In three NFL seasons, Hobbs has started 33 of 47 regular-season games while totaling 151 tackles (125 solo), six interceptions for 87 yards, 30 passes defended, one forced fumble, four fumble recoveries and eight special teams tackles. He has also returned 60 kickoffs (two for touchdowns) for an average of 27.2 yards. In addition, he has recorded two playoff interceptions for a total of eight career picks.
- ✦ Hobbs led the Patriots with two interceptions in the 2007 playoffs, including one pick in Super Bowl XLII.
- ✦ In 2006, Hobbs was part of a Patriots secondary that allowed just 10 touchdown passes by opponents, a mark that led the NFL and stands as the fewest allowed in team history for a single season.
- ✦ Hobbs recorded the first touchdown of his career when he returned a kickoff 93 yards for a score against Houston (12/17/06).

- ✦ As a rookie in 2005, Hobbs recorded three interceptions, tying for the team lead with Asante Samuel. Hobbs' three interceptions tied Tennessee's Reynaldo Hill for the NFL lead among rookie defensive backs and tied Hill and two others for second among all NFL rookies.
- ✦ In his debut as an NFL starter at Miami (11/13/05), Hobbs made an impact with eight tackles, an interception, four passes defended and two fumble recoveries.

SEASONAL REVIEWS

- ✦ **2007 (16/16, 3/2):** Started all 16 regular-season games for the first time in his career in 2007 ... Set an NFL record with a 108-yard kickoff return for a touchdown to start

EXTRA POINTS

- ✦ Ellis' record-breaking 108-yard kickoff return for a touchdown in the 2007 season opener was one of the most memorable plays of the season and set the tone for a record breaking year for the Patriots.
- ✦ In 2007, Ellis donated a portion of his wardrobe to local underprivileged children through the New England Patriots Charitable Foundation.
- ✦ Ellis lists as an alternate vocation choice being an animator for Walt Disney. He majored in Art and Visual Communication at Iowa State.

the second half of the Patriots' 38-14 season opening win over the New York Jets (9/9) ... The return was the longest kickoff return in NFL history and tied for the longest play in NFL history ... Established season career highs in tackles (63), solo tackles (57), passes defended (12), kickoff returns (35) and kickoff return yards (911)... Was named AFC Special Teams Player of the Week for Week One after he sped into the history books by returning the second half kickoff 108 yards for a touchdown at the N.Y. Jets (9/9) ... Registered his first career sack on a strip-sack of J.P. Losman in the Patriots' win over Buffalo (9/23) ... Broke up a Derek Anderson pass intended for Joe Jurevicius in the back of the end zone on a Patriots' goal-line stand against Cleveland (10/7) ... Led the Patriots secondary with six solo tackles at Dallas (10/14) ... Matched Santana Moss stride for stride and broke up a deep lob from Jason Campbell in the Patriots' win over Washington (10/28) ... Grabbed a Dwayne Wright fumble in midair and raced 35 yards for his third career touchdown in the Patriots' win at Buffalo (11/18) ... Led the team in tackles while setting single-game career highs in solo tackles with seven and tying his career high for tackles with eight against Philadelphia (11/25) ... Picked off his first pass of the season on a Eli Manning pass intended for Plaxico Burress and tied for the team lead in tackles with six in the Patriots' win at the New York Giants (12/29) ... Picked off Philip Rivers for his first career playoff interception and tied for the team lead with seven solo tackles in the Patriots' win over San Diego in the AFC Championship Game (1/20) ... Led all defenders with three passes defended, including his second interception in as many games in Super Bowl XLII (2/3) as he picked off an Eli Manning pass intended for Steve Smith.

➤ **2006 (15/9, 3/3):** Started nine games at cornerback and returned kicks in the final four regular season games and the playoffs ... Played in all but one game (broken wrist) ... Collected three solo tackles and an interception in the victory at Minnesota (10/30) ... Knocked the ball loose from Jermaine Wiggins causing an incompleton on a third-and-three play in the third quarter ... Snared a Brad Johnson pass at the goal line and returned the interception 70 yards late in the fourth quarter ... Registered two tackles and two pass defended against the N.Y. Jets (11/12) ... Saved a touchdown by deflecting a deep pass intended for Laveranues Coles in the end zone in the third quarter ... Saw action as a reserve at cornerback and as a kickoff return specialist against Houston (12/17) ... Answered a Texans' touchdown drive by recording a 93-yard kickoff return for a touchdown, giving the Patriots a 34-7 lead in the third quarter ... Intercepted a David Carr pass intended for Johnson late in the third quarter ... Posted three tackles (2 solo) and a pass defended at Tennessee (12/31) ... Gave the Patriots good field position with a 40-yard kickoff return in the third quarter ... Started at cornerback and led the team with four passes defended in the divisional playoffs at San Diego (1/14) ... Registered six solo tackles ... Collected three solo tackles and two passes defended in the AFC Championship Game at Indianapolis (1/21) ... Saved a potential touchdown with a diving breakup of a deep pass intended for Reggie Wayne in the end zone during the first quarter ... Answered the Colts' tying touchdown with an 80-yard kickoff return down the right sideline that set up a Patriots touchdown ... Set up the Patriots go-ahead field goal with a 41-yard kickoff return in the fourth quarter.

➤ **2005 (16/8, 2/2):** Played in every game as a rookie and started the final eight regular-season contests and both playoff games at cornerback ... Finished second

HONORS AND AWARDS

2007

AFC Special Teams Player of the Week (Wk. 1)

2005

Pro Football Weekly/PFWA All-Rookie Team

among all NFL rookies and tied for the team lead with three interceptions ... Recorded 42 tackles (30 solo), three interceptions, 12 passes defended, two fumble recoveries and three special teams tackles ... Returned 15 kickoffs for 361 yards ... Made his NFL debut and saw action at cornerback in the fourth quarter against Oakland (9/8). Scampered 37 yards on his only kickoff return in the second quarter ... Made his first career start at cornerback and registered a season-high eight tackles (4 solo), four passes defended, an interception and two fumble recoveries against Miami (11/13) ... Collected his first career interception when he picked off a batted ball intended for Wes Welker in the fourth quarter. Batted down a pass intended for Marty Booker in the end zone late in the fourth quarter to help preserve the close win ... Halted a Dolphins' scoring drive by recovering a Randy McMichael fumble that was forced by Roosevelt Colvin deep in Patriots' territory in the second quarter ... Notched six tackles (5 solo) and an interception against the N.Y. Jets (12/4) ... Picked off a deep pass intended for Laveranues Coles late in the fourth quarter ... Provided stride-for-stride coverage and intercepted a deep pass intended for Roscoe Parrish in the third quarter against Buffalo (12/11).

COLLEGE

Recorded 209 tackles (155 solo), two sacks, three fumble recoveries, two forced fumbles, 29 pass deflections and 3.5 stops for losses of 20 yards for his college career ... Also intercepted nine balls, gaining 121 yards on returns and scoring one touchdown ... Gained 490 yards on 24 kickoff returns ... Started 38 of the 49 games in which he played, all in a consecutive streak ... Was Iowa State's Male Athlete of the Year for his performance during the 2004 season ... Also a National Honor Society member and three-time ISU Scholar-Athlete.

HOBBS' RECORD KICKOFF RETURN

In the 2007 season opener against the New York Jets, Ellis Hobbs returned the opening kickoff of the second half 108 yards for a touchdown, setting an all-time NFL record for the longest kickoff return in league annals and tying the longest play in NFL history (since eclipsed by a 109-yard missed field goal return by San Diego's Antonio Cromartie).

LONGEST KICKOFF RETURNS IN NFL HISTORY

Player	Team	Date	Opp.	Yds
Ellis Hobbs	NE	9/9/07	at NYJ	108
Roy Green	STL	10/21/79	at DAL	106
Noland Smith	KC	12/17/67	at DEN	106
Al Carmichael	GB	10/07/56	vs CHI	106

LONGEST PLAYS IN NFL HISTORY

Player	Team	Date	Opp.	Yds	Play
A. Cromartie	SD	11/4/07	at MIN	109	Missed FG Return
Ellis Hobbs	NE	9/9/07	at NYJ	108	Kickoff Return
Devin Hester	CHI	11/12/06	at NYG	108	Missed FG Return
Nathan Vasher	CHI	11/13/05	vs. SF	108	Missed FG Return

PERSONAL

Ellis Hobbs III was born the son of Nettie and Ellis Hobbs on May 16, 1983 in Niagara Falls, New York ... Was a three-time Iowa State Scholar-Athlete ... Received the Academic Athlete of the Year Award and was a finalist for Christian Athlete of the Year at Iowa State ... Uncle, William Gaines, played defensive line for Florida and later played for the Miami Dolphins and Washington Redskins ... Attended DeSoto (Tex.) High School ... Named to the All-Dallas Metroplex Area first-team ... Supporter of the Kids Café Program at the Chelsea, Mass. Boys and Girls Club ... Majored in Art and Visual Communication at Iowa State.

ELLIS HOBBS' SINGLE-GAME CAREER HIGHS

Regular Season

Tackles:	8	Two times, most recent vs. Philadelphia (11/25/07)
Solos:	7	vs. Philadelphia (11/25/07)
Assists:	4	at Miami (11/13/05)
Interceptions:	1	Five times, most recent vs. Houston (12/17/06)
Int. Return Yards:	70	at Minnesota (10/30/06)
Passes Defended:	4	at Miami (11/13/05)
Fumble Recoveries:	2	at Miami (11/13/05)


ELLIS HOBBS III

Pos: CB Ht: 5-9 Wt: 195 Year: 4th Acq: D3a-05 (84th) College: Iowa State Born: 5/16/83

REGULAR SEASON			TACKLES					INTERCEPTIONS					MISCELLANEOUS					KICKOFF RETURNS					
Year	Team	G/S	TT	UT	A	S	Yds	No	Yds	Avg	Lg	TD	PD	FF	FR	Yds	TD	SpT	No	Yds	Avg	Lg	TD
2005	Patriots	16/8	42	30	12	0.0	0.0	3	8	2.7	8	0	12	0	2	7	0	3	15	361	24.1	37	0
2006	Patriots	15/9	46	38	8	0.0	0.0	2	79	39.5	70	0	6	0	1	5	0	5	10	360	36.0	93t	1
2007	Patriots	16/16	63	57	6	1.0	9.0	1	0	0.0	0	0	12	1	1	35	1	0	35	911	26.0	108t	1
Totals-3 years		47/33	151	125	26	1.0	9.0	6	87	14.5	70	0	30	1	4	47	1	8	60	1632	27.2	108t	2
POSTSEASON			TACKLES					INTERCEPTIONS					MISCELLANEOUS					KICKOFF RETURNS					
Year	Team	G/S	TT	UT	A	S	Yds	No	Yds	Avg	Lg	TD	PD	FF	FR	Yds	TD	SpT	No	Yds	Avg	Lg	TD
2005	Patriots	2/2	8	6	2	0.0	0.0	0	0	0.0	0	0	0	0	0	0	0	0	5	125	25.0	32	0
2006	Patriots	3/3	14	14	0	0.0	0.0	0	0	0.0	0	0	6	0	0	0	0	0	10	307	30.7	80	0
2007	Patriots	3/2	9	8	1	0.0	0.0	2	20	10.0	23	0	4	0	0	0	0	0	2	39	19.5	24	0
Totals-3 years		8/7	31	28	3	0.0	0.0	2	20	10.0	23	0	10	0	0	0	0	0	17	471	27.7	80	0

HOBBS' CAREER GAME-BY-GAME

2005	Opponent	P/S	TT	UT	A	S	Yds	Int	Yds	PD	FF	FR	SpT	W/L	Score	
09/08	Oakland	p	0	0	0	-	-	-	-	-	-	-	-	W	30-20	
09/18	at Carolina	p	0	0	0	-	-	-	-	-	-	-	-	L	17-27	
09/25	at Pittsburgh	p	4	2	2	-	-	-	-	-	-	-	1	W	23-20	
10/02	San Diego	p	0	0	0	-	-	-	-	-	-	-	1	L	17-41	
10/09	at Atlanta	p	0	0	0	-	-	-	-	-	-	-	-	W	31-28	
10/16	at Denver	p	0	0	0	-	-	-	-	-	-	-	1	L	20-28	
10/30	Buffalo	p	1	1	0	-	-	-	1	-	-	-	-	W	21-16	
11/07	Indianapolis	p	1	0	1	-	-	-	-	-	-	-	-	L	21-40	
11/13	at Miami	s	8	4	4	-	1	8	4	-	2	-	-	W	23-16	
11/20	New Orleans	s	6	5	1	-	-	-	-	-	-	-	-	W	24-27	
11/27	at Kansas City	s	2	1	1	-	-	-	1	-	-	-	-	L	16-26	
12/04	N.Y. Jets	s	6	5	1	-	-	-	1	0	-	-	-	W	16-3	
12/11	at Buffalo	s	0	0	0	-	1	0	1	-	-	-	-	W	35-7	
12/17	Tampa Bay	s	2	2	0	-	-	-	2	-	-	-	-	W	28-0	
12/26	at N.Y. Jets	s	5	5	0	-	-	-	1	-	-	-	-	W	31-21	
01/01	Miami	s	7	5	2	-	-	-	1	-	-	-	-	L	26-28	
2005 Totals		16/8	42	30	12	0.0	0.0	3	8	12	0	2	3	10-6		
01/07	Jacksonville	s	4	4	0	-	-	-	-	-	-	-	-	W	28-3	
01/14	at Denver	s	4	2	2	-	-	-	-	-	-	-	-	L	13-27	
2005 Postseason		2/2	6	4	2	0.0	0.0	0	0	0	0	0	0	1-1		
2006	Opponent	P/S	TT	UT	A	S	Yds	Int	Yds	PD	FF	FR	SpT	W/L	Score	
09/10	Buffalo	s	3	3	0	-	-	-	-	-	-	-	-	W	19-17	
09/17	at N.Y. Jets	s	2	2	0	-	-	-	-	-	-	-	-	W	24-17	
09/24	Denver	s	6	5	1	-	-	-	-	-	-	-	-	L	7-17	
10/01	at Cincinnati	s	Inactive	-	-	-	-	-	-	-	-	-	-	W	38-13	
10/08	Miami	p	6	4	2	-	-	-	-	-	-	-	-	W	20-10	
10/22	at Buffalo	p	3	3	0	-	-	-	-	-	-	-	1	W	28-6	
10/30	at Minnesota	p	3	3	0	-	-	1	70	1	-	-	-	W	31-7	
11/05	Indianapolis	p	2	1	1	-	-	-	-	-	-	-	1	L	20-27	
11/12	N.Y. Jets	s	2	2	0	-	-	-	2	-	-	-	-	L	14-17	
11/19	at Green Bay	s	0	0	0	-	-	-	-	-	-	-	-	W	35-0	
11/26	Chicago	s	4	3	1	-	-	-	1	-	-	-	-	W	17-13	
12/03	Detroit	s	4	2	2	-	-	-	-	-	-	-	-	W	28-21	
12/10	at Miami	p	2	2	0	-	-	-	-	-	-	-	-	L	0-21	
12/17	Houston	p	3	3	0	-	-	-	1	9	1	-	-	2	W	40-7
12/24	at Jacksonville	s	3	3	0	-	-	-	-	-	-	-	-	2	W	24-21
12/31	at Tennessee	s	3	2	1	-	-	-	-	-	-	-	1	-	W	40-23
2006 Totals		15/9	46	38	8	0.0	0.0	2	79	6	0	1	5	12-4		
01/07	N.Y. Jets	s	5	5	0	-	-	-	-	-	-	-	-	W	37-16	
01/14	at San Diego	s	6	6	0	-	-	-	-	4	-	-	-	W	24-21	
01/21	at Indianapolis	s	3	3	0	-	-	-	-	2	-	-	-	L	34-38	
2006 Postseason		3/3	14	14	0	0.0	0.0	0	0	6	0	0	0	2-1		
2007	Opponent	P/S	TT	UT	A	S	Yds	Int	Yds	PD	FF	FR	SpT	W/L	Score	
09/09	at N.Y. Jets	s	6	5	1	-	-	-	-	-	-	-	-	W	38-14	
09/16	San Diego	s	2	1	1	-	-	-	-	1	-	-	-	W	38-14	
09/23	Buffalo	s	3	2	1	-	1.0	9.0	-	2	1	-	-	W	38-7	
10/01	at Cincinnati	s	2	2	0	-	-	-	-	1	-	-	-	W	34-13	
10/07	Cleveland	s	6	5	1	-	-	-	-	1	-	-	-	W	34-17	
10/14	at Dallas	s	6	6	0	-	-	-	-	-	-	-	-	W	48-27	
10/21	at Miami	s	5	5	0	-	-	-	-	-	-	-	-	W	49-28	
10/28	Washington	s	3	3	0	-	-	-	-	1	-	-	-	W	52-7	
11/04	at Indianapolis	s	4	4	0	-	-	-	-	-	-	-	-	W	24-20	
11/18	at Buffalo	s	4	4	0	-	-	-	-	2	-	1	-	W	56-10	
11/25	Philadelphia	s	8	7	1	-	-	-	-	-	-	-	-	W	31-28	
12/03	at Baltimore	s	2	2	0	-	-	-	-	1	-	-	-	W	27-24	
12/09	Pittsburgh	s	4	4	0	-	-	-	-	1	-	-	-	W	34-13	
12/16	N.Y. Jets	s	2	2	0	-	-	-	-	-	-	-	-	W	20-10	
12/23	Miami	s	0	0	0	-	-	-	-	-	-	-	-	W	28-7	
12/29	at N.Y. Giants	s	6	5	1	-	-	-	1	0	2	-	-	W	38-35	
2007 Totals		16/16	66	57	6	1.0	9.0	1	0	12	1	1	0	16-0		
01/12	Jacksonville	p	1	1	0	-	-	-	-	-	-	-	-	W	31-20	
01/20	San Diego	s	7	7	0	-	-	-	1	-3	1	-	-	W	21-12	
02/03	N.Y. Giants	s	1	0	1	-	-	-	1	23	3	-	-	L	14-17	
2007 Postseason		3/2	9	8	1	0.0	0.0	2	20	4	0	0	0	2-1		



VICTOR HOBSON

59

LINEBACKER

6-0 > 252 lbs > Born 2/3/80 > Exp. (NFL/Patriots): 6/1
GP/GS (Playoffs): 76/58 (3/1) > Acq: FA-08 > Michigan > Mt. Laurel, N.J.

CAREER TRANSACTIONS

Victor Hobson was signed by the Patriots as a free agent on April 7, 2008 ... Originally drafted by the New York Jets in the second round (53rd overall) of the 2003 NFL Draft.

CAREER HIGHLIGHTS

- > Hobson joins the Patriots in 2008 as a veteran of five NFL seasons, all with the New York Jets (2003-2007).
- > Hobson enters 2008 having played in 76 career games with 58 starts, and has totaled 334 tackles (229 solo), 11 sacks, nine passes defended, three interceptions, five fumble recoveries and one forced fumble.
- > In 2007, Hobson started 14 games at linebacker and made 62 tackles. He also contributed two sacks for 21 yards and contributed a career high three passes defended.
- > Hobson tallied a career best 100 tackles in the 2006 season. He also added a career high six sacks for 27 yards while starting every game that year.

SEASONAL REVIEWS

- > **2007 (16/14 - N.Y. Jets):** Played in every game with 14 starts in his fifth NFL season ... Totaled 62 tackles, including a pair of sacks ... Started and posted five tackles at Baltimore (9/16) ... Tallied six tackles with one sack and one fumble recovery at Buffalo (9/30) ... Started 50th career game, recording two solo tackles against Philadelphia (10/14) ... Started and recorded five tackles and one fumble recovery at Miami (12/2) ... Started and recorded seven tackles with a season-high six solos and one pass defended at New England (12/16) ... Started and sacked Vince Young for a 12-yard loss and recorded two tackles (one solo) at Tennessee (12/23).
- > **2006 (16/16, 1/1 - N.Y. Jets):** Finished with his first 100 tackle season of his career, while adding a career-best six sacks ... Scooped up a fumble and returned it 32 yards for a touchdown at Buffalo (9/24) ... Picked off a Joey Harrington pass in the first quarter against Miami (10/15) ... Named Jets' Defensive Player of the Week after recording 11 tackles against Houston (11/26) ... Recorded a career-high two sacks on J.P. Losman while also collecting six tackles against Buffalo (12/10) ... Led the team in tackles with nine against Oakland (12/31).
- > **2005 (16/16 - N.Y. Jets):** Started every game for the first time in his career ... Totaled a then career-high 78 tackles ... Credited with 12 tackles (eight solo) and a quarterback pressure against Tampa Bay (10/9) ... Credited with 11 tackles (eight solo, two for a loss of four yards) and a 43-yard fumble return to the one-yard line against Baltimore (10/2).

- > **2004 (12/11, 2/0 - N.Y. Jets):** Missed four games due to injury, the only games he has sat out in his career entering 2008 ... Registered a team-high 10 tackles and one quarterback pressure against Buffalo (10/10) ... Picked off Jay Fiedler for his only interception of the season at Miami (10/3).
- > **2003 (16/1 - N.Y. Jets):** Played in every game with one start as a rookie ... Earned his first career interception, picking off a Fiedler pass in the end zone after Sam Cowart jarred the ball loose from Randy McMichael in the season finale at Miami (12/28) ... Made his first career start against the N.Y. Giants (11/2) and tied for the team lead with 11 tackles ... Registered his first career sack, dropping David Carr for a seven-yard loss at Houston (10/19).

COLLEGE

Hobson was a two-time All-Big Ten Conference selection at Michigan ... Was a candidate for the Dick Butkus Award ... Started 39 of 49 games during his career and recorded 277 tackles, 15 sacks, three fumble recoveries, four forced fumbles, six passes defended and two interceptions ... His 47 stops for a loss places him third all-time in Michigan history ... Started every game at right outside linebacker, leading the team with a career-high 99 tackles and second on the team with six sacks ... Started the final 11 games at right outside linebacker as a junior and finished second on the team with 80 tackles and five sacks ... All-Big Ten Conference honorable mention after playing in every game, and starting 10 contests at right outside linebacker as a sophomore. Recorded 58 tackles, three sacks, three forced fumbles and two passes defended.

PERSONAL

Victor Hobson was born on Feb. 3, 1980 in Mt. Laurel, N.J. ... Attended St. Joseph's (Pa.) Prep ... Was a finalist for Pennsylvania Player of the Year honors, adding All-State, All-American (National Recruiting Advisor and Super Prep) and All-Philadelphia (three times) accolades ... Recorded 483 tackles with 39 stops for losses, nine sacks and three interceptions in his career ... Caught 28 passes for 704 yards and 10 touchdowns as a receiver.

EXTRA POINTS

- > During his time in New York, Victor hosted a "Bowl with an Athlete" charity event to benefit nearly 100 foster care youth.
- > Victor grew up in Mt. Laurel, N.J., a Philadelphia suburb that is the longtime home of NFL Films.

VICTOR HOBSON

Pos: LB Ht: 6-0 Wt: 252 Year: 6th Acq: FA-08 College: Michigan Born: 2/3/80

REGULAR SEASON			TACKLES					INTERCEPTIONS						MISCELLANEOUS					
Year	Team	G/S	TT	UT	A	S	Yds	No	Yds	Avg	Lg	TD	PD	FF	FR	Yds	TD	SpT	
2003	Jets	16/1	48	32	16	2.0	19.0	1	26	26.0	26	0	1	1	0	0	0	8	
2004	Jets	12/11	45	30	15	0.0	0.0	1	2	2.0	2	0	3	0	0	0	0	0	
2005	Jets	16/16	79	53	26	1.0	2.0	0	0	0.0	0	0	0	0	1	43	0	1	
2006	Jets	16/16	100	66	34	6.0	27.0	1	9	9.0	9	0	2	0	2	32	1	0	
2007	Jets	16/14	62	48	14	2.0	21.0	0	0	0.0	0	0	3	0	2	0	0	0	
Totals-5 years		76/58	334	229	105	11.0	69.0	3	37	12.3	26	9	9	1	5	75	1	9	
POSTSEASON			TACKLES					INTERCEPTIONS						MISCELLANEOUS					
Year	Team	G/S	TT	UT	A	S	Yds	No	Yds	Avg	Lg	TD	PD	FF	FR	Yds	TD	SpT	
2004	Jets	2/0	4	2	2	0.0	0.0	0	0	0.0	0	0	0	0	0	0	0	0	
2006	Jets	1/1	3	2	1	0.0	0.0	0	0	0.0	0	0	1	0	0	0	0	0	
Totals-2 years		3/1	7	4	2	0.0	0.0	0	0	0.0	0	0	1	0	0	0	0	0	

HOBSON'S CAREER GAME-BY-GAME

2003	Opponent	P/S	TT	UT	A	S	Yds	Int	Yds	PD	FF	FR	SpT
09/04	at Washington	p	0	0	0	-	-	-	-	-	-	-	1
09/14	Miami	p	0	0	0	-	-	-	-	-	-	-	-
09/21	at New England	p	0	0	0	-	-	-	-	-	-	-	1
09/28	Dallas	p	0	0	0	-	-	-	-	-	-	-	-
10/12	Buffalo	p	2	2	0	-	-	-	-	-	-	-	1
10/19	at Houston	p	3	3	0	1.0	7.0	-	-	-	-	-	-
10/26	at Philadelphia	p	3	3	0	-	-	-	-	-	-	-	1
11/02	N.Y. Giants	s	11	7	4	-	-	-	-	-	-	-	-
11/09	at Oakland	p	6	4	2	-	-	-	-	-	-	-	-
11/16	at Indianapolis	p	0	0	0	-	-	-	-	-	-	-	2
11/23	Jacksonville	p	4	2	2	-	-	-	-	-	-	-	1
12/01	Tennessee	p	2	0	2	-	-	-	-	-	-	-	-
12/07	at Buffalo	p	3	3	0	1.0	12.0	-	-	-	-	-	1
12/14	Pittsburgh	p	7	3	4	-	-	-	-	-	-	-	-
12/20	New England	p	3	2	1	-	-	-	-	-	-	-	1
12/28	at Miami	p	4	3	1	-	-	1	26	1	1	0	8
2003 Totals		16/1	48	32	16	2.0	19.0	1	26	1	1	0	8
2004	Opponent	P/S	TT	UT	A	S	Yds	Int	Yds	PD	FF	FR	SpT
09/12	Cincinnati	s	7	4	3	-	-	-	-	-	-	-	-
09/19	at San Diego	s	1	1	0	-	-	-	-	-	-	-	-
10/03	at Miami	s	2	1	1	-	-	1	2	2	-	-	-
10/10	Buffalo	s	6	2	4	-	-	-	-	-	-	-	-
10/17	San Francisco	s	6	4	2	-	-	-	-	-	-	-	-
10/24	at New England	s	2	2	0	-	-	-	-	-	-	-	-
11/01	Miami	s	2	2	0	-	-	-	-	-	-	-	-
11/07	at Buffalo	s	9	7	2	-	-	-	-	-	-	-	-
11/14	Baltimore	s	5	4	1	-	-	-	-	1	-	-	-
11/21	at Cleveland	s	2	1	1	-	-	-	-	-	-	-	-
12/26	New England	s	3	2	1	-	-	-	-	-	-	-	-
01/02	at St. Louis	p	0	0	0	-	-	-	-	-	-	-	-
2004 Totals		12/11	45	30	15	0.0	0.0	1	2	3	0	0	0
01/08	at San Diego	p	2	1	1	-	-	-	-	-	-	-	-
01/15	at Pittsburgh	p	2	1	1	-	-	-	-	-	-	-	-
2004 Postseason		2/0	4	2	2	0.0	0.0	0	0	0	0	0	0
2005	Opponent	P/S	TT	UT	A	S	Yds	Int	Yds	PD	FF	FR	SpT
09/11	at Kansas City	s	2	2	0	-	-	-	-	-	-	-	-
09/18	Miami	s	5	3	2	-	-	-	-	-	-	-	-
09/25	Jacksonville	s	3	0	3	-	-	-	-	-	-	-	-
10/02	at Baltimore	s	10	5	5	-	-	-	-	-	-	-	1
10/09	Tampa Bay	s	13	9	4	-	-	-	-	-	-	-	-
10/16	at Buffalo	s	8	5	3	-	-	-	-	-	-	-	-
10/24	at Atlanta	s	3	3	0	-	-	-	-	-	-	-	-
11/06	San Diego	s	3	1	2	-	-	-	-	-	-	-	-
11/13	at Carolina	s	7	6	1	-	-	-	-	-	-	-	-
11/20	at Denver	s	7	5	2	1.0	2.0	-	-	-	-	-	1
11/27	New Orleans	s	2	2	0	-	-	-	-	-	-	-	-
12/04	at New England	s	3	2	1	-	-	-	-	-	-	-	-
12/11	Oakland	s	1	1	0	-	-	-	-	-	-	-	-
12/18	at Miami	s	3	1	2	-	-	-	-	-	-	-	-
12/26	New England	s	6	5	1	-	-	-	-	-	-	-	-
01/01	Buffalo	s	3	3	0	-	-	-	-	-	-	-	-
2005 Totals		16/16	79	53	26	1.0	2.0	0	0	0	0	1	1
2006	Opponent	P/S	TT	UT	A	S	Yds	Int	Yds	PD	FF	FR	SpT
09/10	at Tennessee	s	7	2	5	1.0	3.0	-	-	-	-	-	-
09/17	New England	s	3	3	0	-	-	-	-	-	-	-	-
09/24	at Buffalo	s	1	1	0	1.0	4.0	-	-	-	-	-	1
10/01	Indianapolis	s	6	4	2	-	-	-	-	-	-	-	-
10/08	at Jacksonville	s	1	1	0	-	-	-	-	-	-	-	-
10/15	Miami	s	3	2	1	-	-	1	-	1	-	-	1
10/22	Detroit	s	6	4	2	-	-	-	-	-	-	-	-
10/29	at Cleveland	s	8	4	4	-	-	-	-	-	-	-	-
11/12	at New England	s	6	3	3	-	-	-	-	-	-	-	-
11/19	Chicago	s	9	6	3	-	-	-	-	-	-	-	-
11/26	Houston	s	11	7	4	-	-	-	-	-	-	-	-
12/03	at Green Bay	s	13	9	4	-	-	-	-	-	-	-	1
12/10	Buffalo	s	6	4	2	2.0	5.0	-	-	-	-	-	-
12/17	at Minnesota	s	9	8	0	1.0	12.0	-	-	-	-	-	-
12/25	at Miami	s	3	3	0	1.0	3.0	-	-	-	-	-	-
12/31	Oakland	s	9	5	4	-	-	-	-	-	-	-	-
2006 Totals		16/16	100	66	34	6.0	27.0	1	9	2	0	2	0
01/07	at New England	s	3	2	1	-	-	-	-	-	-	-	-
2006 Postseason		1/1	3	2	1	0.0	0.0	0	0	1	0	0	0
2007	Opponent	P/S	TT	UT	A	S	Yds	Int	Yds	PD	FF	FR	SpT
09/09	New England	s	6	4	2	-	-	-	-	-	-	-	-
09/16	at Baltimore	s	5	5	0	-	-	-	-	-	-	-	-
09/23	Miami	s	6	2	4	-	-	-	-	-	-	-	-
09/30	at Buffalo	s	6	4	2	1.0	9.0	-	-	-	-	-	1
10/07	at N.Y. Giants	s	6	4	2	-	-	-	-	-	-	-	-
10/14	Philadelphia	s	2	2	0	-	-	-	-	-	-	-	1
10/21	at Cincinnati	s	0	0	0	-	-	-	-	-	-	-	-
10/28	Buffalo	s	7	5	2	-	-	-	-	-	-	-	-
11/04	Washington	s	3	3	0	-	-	-	-	-	-	-	-
11/13	Pittsburgh	s	2	1	1	-	-	-	-	-	-	-	-
11/22	at Dallas	s	4	3	1	-	-	-	-	-	-	-	-
12/02	at Miami	s	5	5	0	-	-	-	-	-	-	-	1
12/09	Cleveland	p	1	1	0	-	-	-	-	-	-	-	-
12/16	at New England	s	5	5	0	-	-	-	-	-	-	-	1
12/23	at Tennessee	s	2	2	0	1.0	12.0	-	-	-	-	-	-
12/30	Kansas City	p	2	2	0	-	-	-	-	-	-	-	1
2007 Totals		16/14	62	48	14	2.0	21.0	0	0	3	0	2	0

ANNUAL ACHIEVEMENTS

The Patriots are the only team in the NFL to have recorded nine or more wins in each of the last seven seasons.

MOST SEASONS OF 9+ WINS SINCE 2001

New England.....	7	Green Bay.....	5
Indianapolis.....	6	Pittsburgh.....	5
Philadelphia.....	5	Denver.....	5
Seattle.....	5	Dallas.....	4



RUSS HOCHSTEIN

71

GUARD/CENTER

6-4 ✦ 305 lbs ✦ Born 10/7/77 ✦ Exp. (NFL/Patriots): 8/6
GP/GS (Playoffs): 77/18 (14/5) ✦ Acq: FA-02 ✦ Nebraska ✦ Hartington, Neb.

PRONOUNCED: HOKE-stine

SUPER BOWLS:

03 04

CAREER TRANSACTIONS

Russ Hochstein was signed to the Patriots practice squad on Oct. 21, 2002 ... Signed to the Patriots active roster (11/17/02) ... Released by the Patriots (8/31/03) ... Signed to the Patriots practice squad (9/01/03) ... Signed to the Patriots active roster (9/14/03) ... Re-signed by the Patriots (3/1/04) ... Originally drafted by the Tampa Bay Buccaneers in the fifth round of the 2001 NFL draft ... Waived by the Buccaneers on Sept. 17, 2002 ... Signed by Tampa Bay (9/24/02) ... Released by the Buccaneers and signed to their practice squad (10/1/02) ... Released from Tampa Bay's practice squad (10/16/02).

CAREER HIGHLIGHTS

- ✦ In five-plus seasons as a Patriot, Hochstein has proven to be a valuable and versatile player, starting eight regular-season games at center and 10 regular-season games at guard. In the playoffs, he has started two games at center, two games at guard and one game at tight end.
- ✦ In 2007, Hochstein started a career-high eight regular-season games as part of a Patriots offensive line that allowed just 21 sacks, the fewest for the franchise in 30 years.
- ✦ Hochstein contributed to a Patriots offense that set all-time NFL records with 589 points and 75 touchdowns in 2007.
- ✦ In 2005, Hochstein took over for an injured Dan Koppen as the Patriots' starting center for the final seven regular-season games and both playoff contests. He helped the Patriots finish the season as the NFL's seventh-ranked offense, and powered New England to more than 130 rushing yards in five of his nine starts, including playoffs.
- ✦ Hochstein showed his versatility in the 2004 playoffs, starting the AFC Championship Game as a third tight end, and then lining up at fullback in Super Bowl XXXIX to pave the way for Corey Dillon's 2-yard touchdown run.
- ✦ Hochstein got the starting nod at left guard in the 2003 AFC Championship Game and also in Super Bowl XXXVIII. He was part of an offensive line that did not allow a sack in either game.

SEASONAL REVIEWS

- ✦ **2007 (16/8, 3/0):** Set a season career high for games started with eight in 2007 while playing in every game ... Started at right guard in games three, four, 10, 13 through 16, and started at center in game five ... Was part of a Patriots offensive line that allowed just 21 sacks, the fewest for the franchise in 30 years and the fewest in team history for a 16-game season ... Helped the Patriots set all-time records for points scored (589) as Tom Brady set an NFL record with 50 touchdown passes ... Made his first start of the season at right guard against Buffalo (9/23) and helped to secure the pocket in which Tom Brady threw for 311 yards while creating holes for Laurence Maroney's second career 100-yard

rushing game ... Stepped in for Dan Koppen and made his first start of the season at center and anchored an offensive line that didn't allow a sack of quarterback Tom Brady against Cleveland (10/7) ... Led the charge for Sammy Morris' second consecutive 100-yard rushing game ... Started at right guard and contributed to an offensive line that helped Laurence Maroney gain a career high 156 rushing yards in the Patriots' win over Miami (12/23) ... Started at right guard and was part of an offensive line that helped to limit the league's top rated pass rush to just one sack in 43 dropbacks in the Patriots' win over the New York Giants (12/29).

- ✦ **2006 (13/0, 3/0):** Saw action as a reserve on the offensive front in 13 games in 2006 ... Saw action in a reserve role as an extra tight end in rushing situations against the Jets (11/12) ... Took over at right guard in the second half when Billy Yates left the game with an injury ... Recovered a Tom Brady fumble on the final play of the game ... Saw action as a reserve at left guard when Logan Mankins left the game with an injury in the third quarter at Green Bay (11/19) ... Saw action as additional tackle on short yardage situations and on special teams protection units at Tennessee (12/31).
- ✦ **2005 (16/7, 2/2):** Played in every game and started the final seven contests at center ... Helped the Patriots exceed 130 rushing yards in four of his seven regular-season starts ... Saw significant action at center after Dan Koppen left the game with an injury in the third quarter against Miami (11/13) ... Member of an offensive front that did not allow a sack in the second half ... Member of an offensive front that opened holes for Patriots' rushers to gain 159 yards on the ground against Buffalo (12/11) ... Part of a unit that did not allow a sack after the opening drive of the game ... Started at center and was a member of an offensive line that allowed just one sack for one yard against Miami (1/1).
- ✦ **2004 (16/2, 3/1):** Participated in all 16 games, primarily on special teams protection units ... Late in the season and in the playoffs occasionally lined up as a tight end or fullback in goal-line situations ... Started the first two games of the season at left guard ... Started the AFC Championship Game (1/23/05) as a third tight end ... Started at left guard and played in a reserve role at center against the Arizona Cardinals (9/19) ... Was a part of an offensive line that opened holes

EXTRA POINTS



- ✦ Russ's favorite subject in school was history, and he particularly enjoys World War I and World War II history.
- ✦ Most of Russ's charity work has focused on children. He has participated in events to benefit Mass General Hospital's Children's Wing, The Children's Hospital Boston and children from the Boston and Providence Salvation Army centers.

for Corey Dillon to rush for 158 yards on 32 carries (4.9-yard avg) ... Saw action on special teams protection units as well as at fullback in short yardage situations during the Patriots' 24-21 victory over the Eagles in Super Bowl XXXIX ... Lined up at fullback and paved the way for Corey Dillon's 2-yard touchdown plunge in the fourth quarter.

➤ **2003 (14/1, 3/2):** Signed from the practice squad on Sept. 14, 2003 ... Made his 2003 debut in Week Two and made his first NFL start the following week at Washington (9/28) ... Played in a reserve role in 13 regular-season games ... Replaced an injured Damien Woody at left guard in the divisional playoffs against Tennessee, then started at left guard in the AFC Championship Game and Super Bowl XXXVIII ... Was a part of a Patriots offensive line that did not allow a sack in the postseason ... Made his first career start at left guard against the Redskins (9/28) ... Part of an offensive line that allowed just one sack on 39 pass plays and helped pave the way for the Patriots second consecutive 100-yard rushing performance ... Replaced an injured Damien Woody at left guard in the Patriots' 17-14 divisional playoff victory over the Titans (1/10) ... Was a member of an offensive line that did not allow a sack in 41 pass attempts ... Started at left guard in the Patriots' 24-14 AFC Championship victory over the Colts (1/18) ... Member of an offensive line that did not allow a sack in 37 pass attempts ... Started at left guard and was a member of an offensive line that did not allow a sack in the Patriots' 32-29 Super Bowl XXXVIII victory over the Panthers.

➤ **2002 (1/0 New England; 1/0 - Tampa Bay):** Participated on special teams in the Buccaneers season opener vs. New Orleans (9/8), but was listed among the inactive for the following week at Baltimore (9/15) ... He was later released by the Buccaneers (9/17) ... Signed to the Patriots practice squad (10/21) ... Signed to the Patriots active roster (11/17).


➤ **2001 (0/0, 0/0 - Tampa Bay):** Declared inactive for all 16 contests, as well as playoff contest.

COLLEGE

Hochstein emerged as a solid drive blocker in his final two seasons at right guard at Nebraska ... Three-year starter at right guard who registered 342 career knockdowns in 26 starts for the Cornhuskers ... Earned All-Big 12 honors for three consecutive seasons ... Played in 11 games, including the postseason, as a senior in 2000 ... Earned first-team All-America honors from The Sporting News ... Named a consensus All-Big 12 Conference first-team selection ... Recipient of the Cletus Fischer Native Son award, given annually to the top college football player in the state of Nebraska.

PERSONAL

Russ Hochstein was born on Oct. 7, 1977 in Hartington, Neb. ... Played on the defensive line and middle linebacker at Cedar Catholic (Hartington, Neb.) High School ... Garnered first-team All-America honors by Blue Chip Illustrated ... Also lettered in track and basketball ... Volunteered with the Advisory Board Outreach Program and American Education Week ... Hochstein was the subject of a Nebraska Educational Television Documentary, which chronicled his career since his senior year in high school ... Named the newcomer of the year by the Buccaneers' Community Relations Department in 2001 for his work in the Tampa Bay area ... Part of group that made visit to MacDill Air Force Base on Sept. 25, 2001 with contingent of Buccaneer players who visited the base to tour the facilities and offer encouragement to hundreds of servicemen and women ... During the 2002 holiday season, gave back to the community through participating in the Salvation Army Holiday Party at Gillette Stadium and also working at the Children's Hospital's annual holiday telethon ... Participated in the 2007 Salvation Army Holiday Party at Gillette Stadium with nearly 250 children from the Boston and Providence Salvation Army centers ... Graduated with a degree in business management.



5-10 ➤ 228 lbs ➤ Born 9/26/74 ➤ Exp. (NFL/Patriots): 13/8
GP/GS (Playoffs): 172/0 (21/0) ➤ Acq: UFA (MIA)-01 ➤ Rice ➤ Houston, Texas



CAREER TRANSACTIONS

Larry Izzo was signed by the Patriots as an unrestricted free agent on March 6, 2001 ... Originally signed with the Miami Dolphins as a rookie free agent (4/25/96) ... Placed on injured reserve (8/18/97) and missed the season ... Granted free agency (2/12/99), but re-signed with the Dolphins (3/31/99) ... Granted unconditional free agency (3/1/01).

CAREER HIGHLIGHTS

➤ Izzo has led his team or tied for the team lead in special teams tackles seven of his last nine seasons, dating back to the 1999 season when he played for the Miami Dolphins. He has paced the Patriots in special teams

tackles or tied for the team lead in five of his seven seasons in New England.

- Izzo has led the Patriots with 148 special teams tackles over the past seven seasons (2001-07).
- Izzo enters the 2008 season having played in 87 consecutive games for the Patriots, dating back to 2002.
- Izzo has been voted special teams captain by his Patriots teammates for seven consecutive seasons (2001-07).
- Izzo has recorded a total of 243 special teams tackles in 172 career regular-season games. He has added 23 career special teams tackles in 21 career playoff games.
- Izzo earned his third career Pro Bowl nod as the AFC's special teams representative in 2004, after leading the

Patriots with 28 special teams tackles.

- ▶ Izzo successfully converted a fake punt in the 2005 Pro Bowl, earning a first down for the AFC on a 27-yard run. By virtue of the fake punt, Izzo was the AFC's leading rusher through three quarters.
- ▶ Izzo has missed just one game since the beginning of the 1999 season, playing in 143 of 144 total games over the last nine seasons, heading into 2008.
- ▶ Recorded his highest special teams tackle total as a Patriot in 2003 when he led the team with 31 special teams stops.
- ▶ Snared his first career interception in the 2003 regular-season finale against Buffalo (12/27/03), picking off a Travis Brown pass in the end zone with 13 seconds left to preserve New England's 31-0 shutout.
- ▶ Earned his second career Pro Bowl nod in 2002 after leading the Patriots with 20 special teams tackles.
- ▶ Named AFC Special Teams Player of the Week following his performance against Kansas City (9/22/02) in which he recorded six special teams tackles (5 solo), the most by a player in an NFL game since Jerald Sowell had seven for the N.Y. Jets (10/15/00).
- ▶ Finished the 2001 season tied for the NFL lead with 22 special teams tackles (Tampa Bay's Dwight Smith).
- ▶ Earned Pro Bowl honors in 2000 after recording over 30 special teams tackles for the Dolphins for the second consecutive season.
- ▶ Awarded special teams game balls for his performances after three games for the Dolphins in 1999.
- ▶ Izzo has converted two fake punts for first downs, including a 26-yard run at Houston (11/17/96) as a rookie and a 39-yard run vs. Green Bay (10/29/00).
- ▶ Izzo was the Dolphins recipient of the Ed Block Courage Award in 1998.

SEASONAL REVIEWS

- ▶ **2007 (16/0, 3/0):** Played in all 16 regular-season games in 2007 ... Was voted a special teams captain for the seventh straight season by his teammates ... Made one special teams tackle in the Patriots' win at the New York Jets (9/9) ... Provided a key block on Ellis Hobbs' NFL record 108-yard kickoff return for a touchdown ... Led the team with three special teams tackles against San Diego (9/16) ... Tallied two special teams tackles at Buffalo (11/18), including a nice open-field takedown of Terrance McGee on a kickoff return ... Played on special teams coverage and return units and on goal-line defense packages in the Patriots' victory over Pittsburgh (12/9) ... Made two special teams tackles ... Had two special teams tackles in the Patriots' comeback win over the New York Giants (12/29) ... Had one special teams tackle in both the AFC Championship Game against the San Diego Chargers (1/20) and Super Bowl XLII against the New York Giants (2/3).
- ▶ **2006 (16/0, 3/0):** Saw action in all 16 regular season games and three postseason contests ... Tied for the team lead with 15 special teams tackles ... Was voted special teams captain by his teammates ... Led the team or tied for the team lead in special teams tackles four times (at BUF, at MIN, vs. HOU, at TEN) ... Saw action in a reserve role at linebacker on the goal line against Denver (9/24) ... Played on special teams coverage units ... Tied for the team lead with two special teams tackles at Minnesota (10/30) ... Led the team with four special teams tackles against Houston (12/17) ... Stuffed Dexter Wynn for just a 14-yard gain with a fierce hit on a kickoff return in the first quarter ... Saw action at inside linebacker and registered a solo stop ... Led the team with three special teams tackles at Tennessee (12/31) ... Led

EXTRA POINTS



- ▶ Larry's "Larry-oke" event, a celebrity karaoke night in Boston, is an annual fundraiser for the Massachusetts Soldiers Legacy Fund (MSLF), Home For Our Troops, the Fallen Patriot Fund, Fisher House Boston, Operation Ensuring Christmas and the Pat Tillman Foundation. His three "Larry-oke" events have raised a total of \$600,000.
- ▶ Larry's two favorite off-field activities are traveling and movies. His favorite trips have been to Italy, France and Argentina, and his favorite movie of all-time is *Pulp Fiction*. He also lists HBO's *Curb Your Enthusiasm*, *Entourage* and *Dirt* as his favorite television series.

the team with five special teams tackles on coverage units in a wild card playoff game against the New York Jets (1/7).

- ▶ **2005 (16/0, 2/0):** Was voted special teams captain for the 2005 season by his teammates ... Finished second on the team with 18 special teams tackles ... Registered two solo tackles in defensive play ... Tied for the team lead with three solo special teams stops against Atlanta (10/9). Stonewalled Allen Rossum at the Atlanta 19-yard line for only a 13-yard gain on a kickoff return in the first quarter ... Led the team with three special teams tackles against New Orleans (11/20) ... Tied for the team lead with two solo special teams tackles in the divisional playoffs against Denver (1/14).
- ▶ **2004 (16/0, 3/0):** Played in all 16 games, primarily on special teams coverage units ... Named to his third Pro Bowl ... Led the team with 28 special teams tackles ... Was voted special teams captain for the 2004 season by his teammates ... Led the team with three special teams tackles against the Bills (10/3) ... Saw action on special teams and led the team with four special teams against the Rams (11/7) ... Led the team with three special teams tackles against Baltimore (11/28) ... Stuffed B.J. Sams for only a 13-yard gain on a kickoff return in the third quarter ... Tallied a solo special teams tackle in the Patriots' 24-21 victory over the Eagles in Super Bowl XXXIX.
- ▶ **2003 (16/0, 3/0):** Was voted special teams captain for the 2003 season by his teammates ... Played in all 16 games and has missed just one game since the beginning of the 1999 season ... Led the team with 31 special teams tackles, his highest total as a Patriot ... Led the team with five special teams tackles in the postseason ... Patriots special teams ranked second in the NFL in punt coverage, allowing just 6.3 yards per punt return ... Made seven tackles in defensive play (6 solo) ... Snared his first career interception in the end zone to preserve a shutout in the fourth quarter against Buffalo (12/27) ... Notched a team-high four special teams tackles against Denver (11/3). ... Participated at linebacker in the fourth quarter and tallied four tackles (3 solo) and an interception in the Patriots' 31-0 victory over the Bills (12/27) ... Preserved the Patriots' third shutout of the season by intercepting Travis Brown in the end zone with 13 seconds remaining in the contest ... Led the team with three special teams tackles in the Patriots' 24-14 AFC Championship victory over the Colts (1/18) ... Saw action at inside linebacker in the fourth quarter and made a solo tackle in defensive play.
- ▶ **2002 (15/0):** Voted special teams captain for the 2002 season by his teammates ... Earned his second career Pro Bowl selection ... Led the team with 20 special teams tackles (14 solos) ... His 20 special teams stops ranked fifth in the NFL ... Named AFC Special Teams Player of the Week following his performance against Kansas City (9/22) in

which he recorded six special teams tackles (5 solo) ... Made one solo tackle in defensive play ... Named AFC Special Teams Player of the Week and led the team with six special teams tackles, including five solos, in the Patriots' 41-38 overtime victory over the Chiefs (9/22) ... His six tackles in special teams play were the most in an NFL game since Jerald Sowell recorded seven for the N.Y. Jets (10/15/00).

❖ **2001 (16/0; 3/0):** Voted special teams captain for the 2001 season by his teammates ... Participated on special teams in all 16 regular season games and three postseason games ... Led the Patriots and was tied for first in the NFL with Tampa Bay's Dwight Smith with 22 special teams tackles ... Tallied two solo tackles in special teams play against Indianapolis (9/30) ... Helped the Patriots hold the Colts to four yards on two punt returns and 123 yards on seven kickoff returns (17.6 avg) ... Recovered a Kurt Warner fumbled snap at the Rams 45-yard line in the third quarter against St. Louis (11/18) ... Added one solo tackle in defensive play and recorded two tackles on special teams ... Recorded one assisted tackle and recovered two fumbles in special teams play in the divisional playoffs against Oakland (1/19) ... Teamed with Matt Chatham to drop Raiders punt returner Charles Woodson for a three-yard loss and recovered a Troy Brown fumble on a punt return late in the fourth quarter just prior to the game-tying drive that ended in an Adam Vinatieri 45-yard field goal to force overtime.

❖ **2000 (16/0; 2/0 - Miami):** Earned Pro Bowl honors for his special teams play, after leading the Dolphins with 31 special teams tackles ... Participated in every game for the Dolphins, receiving extensive playing time on special teams and in two games at linebacker when he replaced Zach Thomas due to injury ... He was not credited with a start since the Dolphins opened both games (Oct. 29 vs. Green Bay and Nov. 5 at Detroit) with five defensive backs ... Contributed four defensive tackles in those games ... Played in both playoff games, contributing one special teams tackle in both games ... Earned his first trip to the Pro Bowl as a special teams player to become the first Dolphins special teamer (not including kickers and punters) to be selected to the Pro Bowl ... Converted a fourth down with a 39-yard run on a fake punt against Green Bay (10/29) ... It was the second rushing attempt of his career (his other rushing attempt also came on a fake punt on Nov. 17, 1996 at Houston).

❖ **1999 (16/0, 2/0 - Miami):** Voted special teams captain by his teammates and participated in all 16 regular season games and led the team with a career-high 33 special teams tackles ... Also recovered a fumble and forced another on special teams ... Played in both postseason games following the 1999 season, the first two of his NFL career and was credited with two special teams tackles ... Voted a second alternate as a special teamer on the AFC Pro Bowl squad ... Awarded a game ball for special teams play after recording six tackles against Arizona (9/19) ... Came up with two special teams tackles and forced a fumble on punt coverage against Indianapolis (10/10).

❖ **1998 (13/0 - Miami):** Appeared in 13 regular season games as a reserve linebacker and special teams performer ... Inactive for each of the final three regular season games and both playoff contests with a right knee injury ... Finished the year ranked fourth on the team with 21 special teams tackles ... Recorded a season-high three special teams tackles against the N.Y. Jets (10/4) ... Sustained an injury to his right knee against Oakland (12/6). Underwent surgery (12/7) and missed the rest of the regular season and playoffs.

❖ **1997 (0/0 - Miami):** Missed the season on injured reserve after tearing his left Achilles' tendon during a training camp practice (7/18) ... Placed on injured reserve (8/18).

❖ **1996 (16/0 - Miami):** Played in all 16 games as a rookie and finished second on team in special teams tackles with 10 ... Added one defensive tackle ... Voted as the special teams alternate for the AFC Pro Bowl squad ... Earned first-team All-Pro honors from Football Digest ... Also earned All-Rookie honors for his special teams play by Pro Football Weekly and the PFWA ... Blocked a Jeff Feagles punt against Arizona (9/8), the first blocked punt by a Dolphin since Darrell Malone had one at New England (1/2/94) ... Also deflected punts against Seattle (10/06) and against Indianapolis (11/10).

COLLEGE

Four-year letterman (1992-95) and three-year starter at Rice ... Finished fourth on the school's all-time chart with 301 career tackles ... Set a school record with 46 tackles for loss. 1995 (Senior): Voted defensive team captain and earned consensus All-Southwest Conference honors after registering 121 tackles ... Won the George Martin Award as the team's MVP and won the Jess Neely Defense Award as the team's top linebacker. 1994 (Junior): Posted a career-high three sacks.

PERSONAL

Lawrence Alexander Izzo was born the son of Larry and Terry Izzo on Sept. 26, 1974 in Fort Belvoir, Va. ... He attended McCullough High in Houston and earned two letters as a starting safety and running back ... Earned first-team all-district 15-5A honors at safety his junior year, and first-team all-district accolades on both offense and defense as a senior ... Finalist for the Touchdown Club of Houston Defensive Player of the Year award as a senior after tallying 131 tackles, two interceptions and four forced fumbles ... Also rushed for 1,081 yards, caught 14 passes for 109 yards, and returned 10 kickoffs for 224 yards ... Recognized by the *Houston Chronicle* as the two-way Player of the Year ... Also lettered two years in baseball ... Enjoys golf, water skiing, tennis and skiing ... Has worked with Special Olympics and the Cystic Fibrosis Foundation ... Helped the Daily Bread Food Bank with food distribution at a shelter in Ft. Lauderdale ... While at the 2002 Pro Bowl, visited 8,500 crew members aboard the U.S.S. Carl Vinson at Pearl Harbor, and the ship left the next day to participate in Operation Enduring Freedom ... In 2005, Larry and Warrick Dunn took part in an NFL-sponsored USO tour to visit troops stationed overseas, beginning their trip at Bagram Air Base in Afghanistan, where they helped open the Pat Tillman USO Center, then visiting troops in Baghdad, Kuwait and Qatar ... Has done volunteer work with Cause, a non-profit organization that benefits military personnel while they recover in military hospitals ... Visited injured military personnel at Walter Reed Army Medical Center in Washington, D.C., in 2004 and 2005 ... Was a finalist for the NFL's "Super Ad" contest in 2007 ... Supporter of the Kids Café Program at the Roxbury, Mass. Boys and Girls Club ... In 2007, served dinner to the homeless at the Pine Street Inn in Boston ... Graduated from Rice University with a degree in business in the spring of 2002 ... Larry and his wife Mara were married on Feb. 21, 2004.

LARRY IZZO

Pos: LB Ht: 5-10 Wt: 228 Year: 13th Acq: UFA(MIA)-01 College: Rice Born: 9/26/74

REGULAR SEASON		TACKLES						INTERCEPTIONS						MISCELLANEOUS					
Year	Team	G/S	TT	UT	A	S	Yds	No	Yds	Avg	Lg	TD	PD	FF	FR	Yds	TD	SpT	
1996	Dolphins	16/0	1	1	0	0	0	0	0	0.0	0	0	0	0	0	0	0	10	
1997	Dolphins																		
1998	Dolphins	13/0	0	0	0	0.0	0.0	0	0	0.0	0	0	0	0	0	0	0	21	
1999	Dolphins	16/0	0	0	0	0.0	0.0	0	0	0.0	0	0	0	1	1	0	0	33	
2000	Dolphins	16/0	4	4	0	0.0	0.0	0	0	0.0	0	0	0	0	0	0	0	31	
2001	Patriots	16/0	2	1	1	0.0	0.0	0	0	0.0	0	0	0	0	1	0	0	22	
2002	Patriots	15/0	1	1	0	0.0	0.0	0	0	0.0	0	0	0	0	0	0	0	20	
2003	Patriots	16/0	6	6	0	0.0	0.0	1	0	0.0	0	0	2	0	0	0	0	31	
2004	Patriots	16/0	1	1	0	0.0	0.0	0	0	0.0	0	0	0	0	0	0	0	28	
2005	Patriots	16/0	2	2	0	0.0	0.0	0	0	0.0	0	0	1	0	0	0	0	18	
2006	Patriots	16/0	1	1	0	0.0	0.0	0	0	0.0	0	0	0	0	0	0	0	15	
2007	Patriots	16/0	0	0	0	0.0	0.0	0	0	0.0	0	0	0	0	0	0	0	14	
Totals-12 years		172/0	18	17	1	0.0	0.0	1	0	0.0	0	0	3	1	2	0	0	243	

POSTSEASON		TACKLES						INTERCEPTIONS						MISCELLANEOUS				
Year	Team	G/S	TT	UT	A	S	Yds	No	Yds	Avg	Lg	TD	PD	FF	FR	Yds	TD	SpT
1999	Dolphins	2/0	0	0	0	0.0	0.0	0	0	0	0	0	0	0	0	0	0	2
2000	Dolphins	2/0	0	0	0	0.0	0.0	0	0	0	0	0	0	0	0	0	0	2
2001	Patriots	3/0	0	0	0	0.0	0.0	0	0	0	0	0	0	0	2	0	0	2
2003	Patriots	3/0	1	1	0	0.0	0.0	0	0	0	0	0	0	0	0	0	0	5
2004	Patriots	3/0	0	0	0	0.0	0.0	0	0	0	0	0	0	0	0	0	0	2
2005	Patriots	2/0	0	0	0	0.0	0.0	0	0	0	0	0	0	0	0	0	0	2
2006	Patriots	3/0	0	0	0	0.0	0.0	0	0	0	0	0	0	0	0	0	0	6
2007	Patriots	3/0	0	0	0	0.0	0.0	0	0	0	0	0	0	0	0	0	0	2
Totals-8 years		21/0	1	1	0	0.0	0.0	0	0	0	0	0	0	0	2	0	0	23

ADDITIONAL STATISTICS: Rushing – 1996: 1 for 26 yards on a fake punt. 2000: 1 for 39 yards on a fake punt.

Blocked punts – 1996: 1 (9/8/96)



CHAD JACKSON

17

WIDE RECEIVER

6-1 215 lbs Born 3/6/85 Exp. (NFL/Patriots): 3/3
GP/GS (Playoffs): 14/1 (3/0) Acq: D2-06 (36th) Florida Hoover, Ala.

CAREER TRANSACTIONS

Chad Jackson was drafted by the New England Patriots in the second round (36th overall) of the 2006 NFL Draft ... Signed by the Patriots (7/24/06) ... Placed on the reserve/PUP list (8/28/07) ... Removed from reserve/PUP list (11/7/07).

SEASONAL REVIEWS

2007 (2/0, 1/0): Activated from the reserve/PUP list on Nov. 7 ... Played in two regular-season games while being listed as a day of game inactive five times ... Saw his first action of the season in a reserve role at wide receiver at Buffalo (11/18) ... Returned four kickoffs for 70 yards, including a 39-yard return in the Patriots' win over Pittsburgh (12/9) ... Played in reserve on kickoff return units, fielding four kicks for 78 yards (19.5 avg.) in the Patriots' win over Jacksonville (1/12) in the AFC Divisional playoffs.

2006 (12/1, 2/0): Recorded 13 catches for 152 yards and three touchdowns as a rookie ... Collected his first career reception with an acrobatic, 29-yard catch against the

N.Y. Jets (9/17) ... Registered his first career touchdown reception with a 13-yard catch (9/17) ... Recorded his first career start at wide receiver in the Patriots' 20-10 win over Miami (10/8) ... Played in his first career NFL contest, grabbing two receptions for 42 yards and a touchdown

EXTRA POINTS

- Chad, an All-State basketball player in high school, hooped it up with several of his teammates and put his skills on display in a charity basketball game in Westford, Mass., to benefit the Westford Academy Athletic Boosters.
- In the offseason, Chad went home to visit his high school in Hoover, Alabama. There, he announced the formation of his own charitable foundation and plans for launching a summer youth camp and holiday toy drive.

against the New York Jets (9/17) ... Recorded his first career NFL touchdown reception with a 13-yard catch in the back of the end zone with just 14 seconds remaining in the second quarter ... Played in a reserve role at wide receiver and collected a touchdown reception against Buffalo (10/22) ... Got open behind the defense and hauled in a 35-yard touchdown reception from Tom Brady, giving the Patriots a 21-3 lead in the third quarter ... Grabbed a short pass from Tom Brady and maneuvered his way into the end zone for a 10-yard touchdown with five seconds remaining in the third quarter at Minnesota (10/30) ... Returned two punts for 65 yards at Tennessee (12/31).

COLLEGE

Was a semi-finalist for the Biletnikoff Award (for the top receiver) as a junior in 2005 ... Played in 39 games with 14 starts during his college career ... Caught 120 passes for 1,586 yards (13.2 avg) and 16 touchdowns, rushed 17 times for 90 yards (5.3 avg) and two touchdowns ... Also

returned nine punts for 35 yards, recorded six solo tackles and picked up 188 yards on 10 kickoff returns ... Became only the third player in school history to produce two receptions for 80 or more yards in a career ... Tied a school record with 88 receptions as a senior, matching the mark first set by Carlos Alvarez in 1969 ... His 88 catches led the SEC, ranked sixth nationally, and placed fourth in SEC single-season annals.

PERSONAL

Chad Wolfgang Jackson was born the son of Kaye and Watson Jackson on March 6, 1985 in Birmingham, Ala. ... Was a three-year starter at Hoover (Ala.) High School, where he was named to the Parade and Super Prep All-American teams ... In track, finished third in the state track meet in the 300-meter event ... Also played basketball for three years before concentrating on football as a senior ... In 2007, served dinner to the homeless at the Pine Street Inn in Boston ... Majored in anthropology at Florida.

CHAD JACKSON

Pos: WR Ht: 6-1 Wt: 215 Year: 3rd Acq: D2-06 (36th) College: Florida Born: 3/6/85

REGULAR SEASON			RECEIVING					RUSHING					KICK RETURNS					PUNT RETURNS					
Year	Team	P/S	No	Yds	Avg	Lg	TD	No	Yds	Avg	Lg	TD	No	Yds	Avg	Lg	TD	No	FC	Yds	Avg	Lg	TD
2006	Patriots	12/1	13	152	11.7	35t	3	4	22	5.5	14	0	1	21	21.0	21	0	3	0	76	25.3	39	0
2007	Patriots	2/0	0	0	0.0	0	0	0	0	0.0	0	0	5	85	17.0	39	0	2	0	7	3.5	6	0
Totals-2 years		14/1	13	152	11.7	35t	3	4	22	5.5	14	0	6	106	17.7	39	0	5	0	83	16.6	39	0
POSTSEASON			RECEIVING					RUSHING					KICK RETURNS					PUNT RETURNS					
Year	Team	P/S	No	Yds	Avg	Lg	TD	No	Yds	Avg	Lg	TD	No	Yds	Avg	Lg	TD	No	FC	Yds	Avg	Lg	TD
2006	Patriots	2/0	0	0	0.0	0	0	0	0	0.0	0	0	0	0	0.0	0	0	0	0	0	0.0	0	0
2007	Patriots	1/0	0	0	0.0	0	0	0	0	0.0	0	0	4	78	19.5	0	0	0	0	0	0.0	0	0
Totals-2 years		3/0	0	0	0.0	0	0	0	0	0.0	0	0	4	78	19.5	0	0	0	0	0	0.0	0	0

Additional Statistics: Special Teams Tackles Postseason – Career (1); 2006 (1)

JACKSON'S CAREER GAME-BY-GAME

2006	Opponent	P/S	No	Yds	Avg	Lg	TD	W/L	Score	12/03	Detroit	Inactive	Inactive	W	28-21					
09/10	Buffalo							W	19-17	12/10	at Miami			L	0-21					
09/17	at N.Y. Jets	p	2	42	21.0	29	1	W	24-17	12/17	Houston	p	-	-	W	40-7				
09/24	Denver							L	7-17	12/24	at Jacksonville	p	1	-2	-2.0	W	24-21			
10/01	at Cincinnati	p	2	9	4.5	7	0	W	38-13	12/31	at Tennessee	p	2	23	11.5	W	40-23			
10/08	Miami	S	-	-	-	-	-	W	20-10	2006 Totals						12-1				
10/22	at Buffalo	p	1	35	35.0	35t	1	W	28-6	01/07	N.Y. Jets	p	-	-	-	W	37-16			
10/30	at Minnesota	p	1	10	10.0	10t	1	W	31-7	01/14	at San Diego	S	-	-	-	W	24-21			
11/05	Indianapolis	p	1	9	9.0	9	0	L	20-27	01/21	at Indianapolis	p	-	-	-	L	34-38			
11/12	N.Y. Jets	p	2	5	2.5	5	0	L	14-17	2006 Postseason						2-0				
11/19	at Green Bay	p	1	21	21.0	21	0	W	35-0	2/0	0	0	0.0	0	0	0	0	0	0	0
11/26	Chicago	p	-	-	-	-	-	W	17-13	Note: Jackson did not have any receiving statistics in 2007.										

HISTORIC OUTPUT

The Patriots produced one of the most prolific offensive performances in NFL history during the 2007 regular season. New England scored an NFL-record 589 points for an average of 36.8 points per game. The Patriots outscored their opponents by an NFL-record total of 315 points – an average of 19.7 points per game.

ALL-TIME NFL LEADERS / POINTS SCORED, SEASON

Team	Year	Gm	Pts
1 New England Patriots	2007	16	589
2 Minnesota Vikings	1998	16	556
3 Washington Redskins	1983	16	541

ALL-TIME NFL LEADERS / POINT DIFFERENTIAL, SEASON

Team	Year	Gm	PF	PA	Diff.
1 New England Patriots	2007	16	589	274	315
2 Chicago Bears	1942	11	376	84	292
3 St. Louis Rams	1999	16	526	242	284

ALL-TIME NFL LEADERS / TOUCHDOWNS SCORED, SEASON

Team	Year	TD	Rush	Rec	Ret
1 New England Patriots	2007	75	17	50	8
2 Miami Dolphins	1984	70	18	49	3
3 St. Louis Rams	2000	67	26	37	4



C.J. JONES

19

WIDE RECEIVER

5-11 ▶ **195 lbs** ▶ **Born 9/20/80** ▶ **Exp. (NFL/Patriots): 2/1**
GP/GS (Playoffs): 0/0 (0/0) ▶ **Acq: FA-07** ▶ **Iowa** ▶ **Boynton Beach, Fla.**

CAREER TRANSACTIONS

C.J. Jones was signed by the Patriots as a free agent on June 7, 2007 ... Originally signed by the Cleveland Browns as a rookie free agent on (5/2/03) ... Waived by the Browns (10/16/03) ... Signed to the Browns practice squad (10/17/03) ... Signed from the Browns practice squad to Cleveland's active roster (11/26/03) ... Allocated by the Browns to NFL Europa in the Spring of 2005 ... Released by the Browns (9/3/05) ... Signed by the Seattle Seahawks (1/5/06) ... Allocated by the Seahawks to NFL Europa in the Spring of 2006 ... Released by the Seahawks (9/2/06) ... Released by the Patriots (9/1/07) ... Signed to the Patriots practice squad (9/3/07) ... Signed to the Patriots' active roster (2/5/08).

SEASONAL REVIEWS

▶ **2007 (0/0):** Was a member of the Patriots' practice squad for the entire 2007 regular season and playoffs.

▶ **2006 (0/0 – Seattle):** Spent the offseason and training camp with the Seattle Seahawks, but was released following the 2006 preseason (9/2) and spent the remainder of the year out of football.

▶ **2006 NFL Europa:** Played for the Berlin Thunder and caught seven passes for 82 yards.

▶ **2005 (0/0 – Cleveland):** Spent training camp with the Cleveland Browns, but was released following the 2005 preseason (9/3) and spent the remainder of the year out of football.

▶ **2005 NFL Europa:** Played for the Cologne Centurions and caught 10 passes for 118 yards and a touchdown.

▶ **2004 (0/0 – Cleveland):** Spent the entire season on the Cleveland Browns practice squad.

▶ **2003 (0/0 – Cleveland):** Made the Browns' 53-man roster out of training camp as an undrafted free agent and was listed as a day-of-game inactive for the first six games of the season ... Spent five weeks on the practice squad before re-joining the active roster (11/26) ... Listed as a day-of-game inactive for the final five games of the season.

COLLEGE

Jones was a two-year starter for Iowa and caught 72 passes for 902 yards and 10 touchdowns in 24 collegiate games ... Added 31 career kickoff returns for 743 yards ... As a senior in 2002, finished third on the team with 38 receptions for 468 yards and nine touchdowns ... Played in 11 games as a junior in 2001 and caught 34 passes for 434 yards and a touchdown ... Began his collegiate career at Garden City (Kan.) Community College (1999-2000), where he totaled 74 receptions for 1,463 yards and 18 touchdowns, while also scoring eight touchdowns on punt returns ... Was named to the Elite 16 Junior College All-America squad as a sophomore ... Earned first-team All-American honors as a return specialist as a freshman.

PERSONAL

Clinton Jones was born the son of the late Anita Banks on September 20, 1980 ... Was named as one of the top 50 players in the state of Florida during his junior and senior seasons at Santaluces (Fla.) High School ... Was a first-team all-state and all-conference pick as a senior and a second-team all-state selection as a junior ... Played defensive back and wide receiver and was the team captain as a senior ... Was the team MVP in track for four straight seasons and holds the school record in the 400-meter event ... Cousin of Anquan Boldin of the Arizona Cardinals ... Majored in sports studies at Iowa ... C.J. has two daughters, Tyrina and Nariyah.


EXTRA POINTS

- ▶ C.J. played high school football with Patriots teammate Vince Wilfork at Santaluces High School in Florida.
- ▶ C.J. returned the opening kickoff of the 2003 Orange Bowl 101 yards for a touchdown while playing for the Iowa Hawkeyes against Southern California. The kickoff return was the longest in Orange Bowl history.

C.J. JONES

Pos: WR Ht: 5-11 Wt: 195 Year: 2nd Acq: FA-07 College: Iowa Born: 9/20/80

REGULAR SEASON			RECEIVING					RUSHING					KICK RETURNS					PUNT RETURNS					
Year	Team	G/S	No	Yds	Avg	Lg	TD	No	Yds	Avg	Lg	TD	No	Yds	Avg	Lg	TD	No	FC	Yds	Avg	Lg	TD
2003	Browns	0/0	0	0	0.0	0	0	0	0	0.0	0	0	0	0	0.0	0	0	0	0	0.0	0	0	
2004	Browns		Practice Squad					Out of Football					Out of Football										
2005	Browns		Practice Squad					Out of Football					Out of Football										
2006	Seahawks		Practice Squad					Out of Football					Out of Football										
2007	Patriots		Practice Squad					Out of Football					Out of Football										
Totals-1 year		0/0	0	0	0.0	0	0	0	0	0.0	0	0	0	0	0.0	0	0	0	0	0.0	0	0	



NICK KACZUR

77

TACKLE

6-4 ▸ 315 lbs ▸ Born 7/28/79 ▸ Exp. (NFL/Patriots): 4/4
GP/GS (Playoffs): 40/35 (7/7) ▸ Acq: D3b-05 (100th) ▸ Toledo ▸ Brantford, Ontario

Pronounced KÄ-zur

CAREER TRANSACTIONS

Nick Kaczur was drafted by the New England Patriots in the third round (100th overall) of the 2005 NFL Draft ... Signed by the Patriots (7/20/05).

CAREER HIGHLIGHTS

- Kaczur has started 35 of 40 regular-season games in his three-year NFL career and has also started seven career playoff contests.
- In 2007, Kaczur started 15 games as part of a Patriots offensive line that allowed just 21 sacks, the fewest for the franchise in 30 years.
- Kaczur contributed to a Patriots offense that set all-time NFL records with 589 points and 75 touchdowns in 2007.
- In 2007, Kaczur was part of a Patriots offensive line that helped the team average 4.10 yards per carry, the team's highest total since 1985.
- In 2006, Kaczur helped pave the way for the Patriots to record 1,969 rushing yards, the team's second highest total in the last 18 years.

SEASONAL REVIEWS

▸ **2007 (15/15, 3/3):** Set career highs for games and games started with 15 in 2007 ... Played in every game except for the regular-season finale ... Was part of a Patriots offensive line that allowed just 21 sacks, the fewest for the franchise in 30 years and the fewest in team history for a 16-game season ... Helped the Patriots set all-time records for points scored (589) as Tom Brady set an NFL record with 50 touchdown passes ... Started at right tackle and contributed to a group that didn't allow a sack of quarterback Tom Brady in 28 pass attempts at the New York Jets (9/9) ... Part of an offensive line that helped Laurence Maroney to his second career 100-yard rushing game while making the start at right tackle against Buffalo (9/23) ... Contributed to an offensive line that blocked Sammy Morris to his second 100-yard rushing performance of his career at Cincinnati (10/1) ... Started at right tackle and helped Sammy Morris to his second straight 100-yard rushing game against Cleveland (10/7) ... Part of an offensive line that allowed Tom Brady to throw for a career high five touchdown passes at Dallas (10/14) ... Contributed to an offensive line that led the Patriots to their third highest single-game point total in a 52-7 win over Washington (10/28) ... Started at right tackle and contributed to an offensive line that didn't allow a sack in 41 dropbacks at Buffalo (11/18) ... Part of a line that didn't allow a quarterback sack in 46 pass attempt against Pittsburgh (12/9) ... Started at right tackle in front of Laurence Maroney's second 100-yard rushing effort of the season ... Part of an offensive line that led the way for Laurence Maroney's career high 156-yard rushing performance against Miami (12/23) ... Started at right tackle and was part of a line that led Laurence Maroney to his first 100-yard rushing game in the playoffs against Jacksonville

(1/12) ... Helped Maroney to his second straight 100-plus yard rushing game in the Patriots' win over the San Diego Chargers in the AFC Championship Game (1/20).

▸ **2006 (11/9, 3/3):** Started nine of 11 games at tackle as a second year player ... Helped pave the way for the Patriots to record 1,969 rushing yards, the team's second highest total in the last 18 years ... At Cincinnati (10/1), was a member of an offensive front that opened holes for Patriots ball carriers to gain 238 rushing yards on 41 carries, marking New England's highest team rushing total in 13 seasons ... Part of an offensive line that did not allow a sack for the second consecutive game ... Made his first start of the season at right tackle against Indianapolis (11/5) ... Member of an offensive front that did not allow a sack on 35 pass attempts ... Part of an offensive line that did not allow a sack on 33 pass attempts against Chicago (11/26) ... Part of an offensive line that opened holes for Patriots' runners to gain 123 rushing yards on 25 carries (4.9 avg.) at Miami (12/10) ... Started at right tackle at Tennessee (12/31) ... Member of an offensive front that allowed Patriots ball carriers to gain 171 rushing yards on 31 carries (5.5 avg.) ... Started at right tackle in a wild card playoff game against the Jets (1/7) ... Member of an offensive front that allowed Patriots rushers to gain 158 rushing yards on 38 carries (4.2 avg.) ... Part of an offensive line that allowed just two sacks despite 51 pass attempts in the divisional playoffs at San Diego (1/14) ... San Diego entered the game as the league leader in sacks.

▸ **2005 (14/11, 1/1):** Started 11 of the final 13 games of the season at left tackle ... Made his NFL debut against Oakland (9/8) ... Made his first career NFL start at left tackle against San Diego (10/2) ... Saw significant action as a reserve at right tackle and left tackle in his first career game against Oakland (9/8) ... Member of an offensive line that did not allow a sack on 38 pass attempts ... Made his first career NFL start at left tackle against San Diego (10/2) in place of an injured Matt Light ... Started at left tackle and was a member of an offensive line that opened holes for Patriots' rushers to gain 118 yards on the ground against Jacksonville (1/7).

COLLEGE

First four-time All-Mid America Conference player in Toledo history ... Third Team Freshman All-America choice by the Sporting News ... Started 51 games in his career at Toledo. 2004 (Senior): Named first-team All-Mid American

EXTRA POINTS

- Nick is a native of Brantford, Ontario, also home to hockey Hall of Famer Wayne Gretzky.
- Nick was drafted by the Toronto Argonauts in the first round (ninth overall) of the 2005 CFL draft.

Conference for the third consecutive season ... Leader of an offensive line that powered the 11th-ranked offense in the country (459.2 yards per game). 2003 (Junior): First-team All-MAC selection ... Started all year at left tackle on an offensive line that allowed a conference-low nine sacks and powered an offense that ranked 11th in the nation. 2002 (Sophomore): First-team All-MAC selection ... Started all 14 games at left tackle on an offensive line that finished fifth in the nation in total offense (472.2 yards per game). 2001 (Freshman): Named third-team Freshman All-American by the Sporting News as a true freshman.

PERSONAL

Nicholas Jesse Kaczur was born the son of Peter and Janet Kaczur on July 28, 1979 ... A native of Brantford, Ontario, hometown of Wayne Gretzky ... Attended Brantford (Ontario) Collegiate Institute ... Voted as high school's best lineman for four consecutive years and was the offensive MVP in his junior and senior years ... Rated as the best prep lineman in Ontario coming out of high school ... Played in the Canadian Junior Football league in 1999 ... Worked construction for two years before entering college ... Was a recreation & leisure studies major at Toledo.



DAN
KOPPEN

67

CENTER

6-2 > 296 lbs > Born 9/12/79 > Exp. (NFL/Patriots): 6/6
GP/GS (Playoffs): 72/71 (12/12) > Acq: D5-03 (164th) > Boston College > Whitehall, Pa.

PRO BOWLS: SUPER BOWLS:



CAREER TRANSACTIONS

Dan Koppen was drafted by the New England Patriots in the fifth round (164th overall) of the 2003 NFL Draft ... Placed on injured reserve with a shoulder injury (11/15/05).

CAREER HIGHLIGHTS

- ✦ Koppen earned his first career Pro Bowl selection in 2007 and was selected to the Associated Press All-Pro Second Team. He became the third center in Patriots history to earn All Star honors, joining Damien Woody (2002) and Jon Morris (seven AFL All-Star appearances from 1964-70).
- ✦ In 2007, Koppen started 15 games as part of a Patriots offensive line that allowed just 21 sacks, the fewest for the franchise in 30 years.
- ✦ Koppen contributed to a Patriots offense that set all-time NFL records with 589 points and 75 touchdowns in 2007.
- ✦ In 2007, Koppen was part of a Patriots offensive line that helped the team average 4.10 yards per carry, the team's highest total since 1985.
- ✦ In 2006, Koppen helped pave the way for the Patriots to record 1,969 rushing yards, the team's second highest total in the last 18 years.
- ✦ Koppen started 46 consecutive games at center from Sept. 14, 2003 to Nov. 13, 2005. The streak included six playoff games as the Patriots won back-to-back Super Bowl championships.
- ✦ In 2004, Koppen started every game on an offensive line that paved the way for Corey Dillon to set the Patriots' single-season rushing record with 1,635 yards.
- ✦ Koppen was an important part of an offensive line that allowed the team to average more than four yards per carry in 2004, the first time the team had achieved that feat in 19 seasons.
- ✦ In 2004, Koppen was part of an offensive line that allowed just 26 sacks, the fewest by a Patriots squad in 10 years.

- ✦ Koppen started all three games in the 2003 postseason as the offensive line did not allow a sack in the playoffs and the Patriots won Super Bowl XXXVIII.

SEASONAL REVIEWS

- ✦ **2007 (15/15, 3/3):** Started at center in each of the 15 games he appeared in during the 2007 season ... Earned his first career Pro Bowl selection ... Played in every game except Cleveland (10/7) ... Was part of a Patriots offensive line that allowed just 21 sacks, the fewest for the franchise in 30 years and the fewest in team history for a 16-game season ... Helped the Patriots set all-time records for points scored (589) as Tom Brady set an NFL record with 50 touchdown passes ... Started at center and contributed to a group that didn't allow a sack of quarterback Tom Brady in 28 pass attempts at the New York Jets (9/9) ... Part of an offensive line that helped Laurence Maroney to his second career 100-yard rushing game while making the start at right tackle against Buffalo (9/23) ... Contributed to an offensive line that blocked Sammy Morris to his second 100-yard rushing performance of his career at Cincinnati (10/1) ... Part of an offensive line that allowed Tom Brady to throw for a career high five touchdown passes at Dallas (10/14)

EXTRA POINTS

- ✦ Now in his sixth year with the Patriots after playing for four years at Boston College, Dan, a native of Whitehall, Pa., has spent more than a third of his life playing football in the Boston area.
- ✦ Dan has been featured in two national television commercials. He appeared in a Visa commercial with Tom Brady and his fellow offensive linemen and was also featured on the NFL Network's Big Man Dance Challenge spot with teammate Richard Seymour.

HONORS AND AWARDS

2007

AFC Pro Bowl Team
Associated Press All-Pro: Second Team

2003

Peter King's All-Pro Team
ESPN.com All-Rookie Team

... Started at center and led an offensive line that provided time for Tom Brady's franchise record six touchdown passes at Miami (10/21) ... Part of an offensive line that allowed just one sack in 41 pass attempts versus Washington (10/28) ... Started at center on a line that didn't allow a sack in 41 pass attempts at Buffalo (11/18) ... Part of an offensive line that didn't give up a quarterback sack in 46 passing attempts against Pittsburgh (12/9) ... Anchored an offensive line that helped Laurence Maroney to his second 100-yard rushing game of the season in the Patriots' win over the New York Jets (12/16) ... Part of the offensive line that led the charge for Laurence Maroney's career high 156-yard rushing performance against Miami (12/23) ... Started at center as the Patriots limited the league's top rated pass rush to just one sack in 43 dropbacks at the New York Giants (12/29) ... Started at center and was part of a line that led Laurence Maroney to his first 100-yard rushing game in the playoffs against Jacksonville (1/12) ... Helped Maroney to his second straight 100-plus yard rushing game in the Patriots' win over the San Diego Chargers in the AFC Championship Game (1/20) ... Started at center in Super Bowl XLII (2/3).

➤ **2006 (16/16, 3/0):** Started all 16 games and three playoff contests at center in 2006 ... Helped pave the way for the Patriots to record 1,969 rushing yards, the team's second highest total in the last 18 years ... Member of an offensive line that opened holes for Patriots' rushers to gain 183 rushing yards on 41 carries against Buffalo (9/10) ... Recovered a Tom Brady fumble in Patriots' territory late in the first quarter ... Part of an offensive line that allowed Patriots' rushers to gain 147 yards against the N.Y. Jets (9/17) ... Against Cincinnati (10/1), member of an offensive front that opened holes for Patriots' ball carriers to gain 238 rushing yards on 41 carries, marking New England's highest team rushing total in 13 seasons ... Made the start at center and was a part of an offensive line that opened holes for Patriots' rushers to gain 145 yards on just 26 carries (5.6 yard avg.) against the N.Y. Jets (11/12) ... Part of an offensive line that opened holes for Patriots' runners to gain 123 rushing yards on 25 carries (4.9 avg.) at Miami (12/10) ... Recovered a Tom Brady fumble in the third quarter ... Member of an offensive front that allowed Patriots' ball carriers to gain 171 rushing yards on just 31 carries at Tennessee (12/31) ... Member of an offensive front that allowed Patriots' rushers to gain 158 rushing yards on 38 carries (4.2 avg.) in a wild card playoff game against the N.Y. Jets (1/7) ... Part of an offensive line that allowed just two sacks despite 51 pass attempts in a divisional playoff game at San Diego (1/14) ... San Diego entered the game as the league leader in sacks.

➤ **2005 (9/9, 0/0):** Started the first nine games of the season at center before being placed on injured reserve with a shoulder injury (11/15) ... Had started 46 consecutive games at center, including the playoffs, before being placed on injured reserve ... Member of an offensive line that did not allow a sack on 38 pass attempts against Oakland (9/8) ... Member of an offensive front that opened holes for Corey Dillon to rush for 106 yards on 23 carries against Atlanta (10/9) ... Provided enough pocket time for Tom Brady to throw for 350 yards and three touchdowns.

➤ **2004 (16/16, 3/3):** Started all 16 regular season games and all three postseason games at center ... Member of an offensive line that allowed Patriots rushers to gain more than 200 rushing yards twice in 2004, 225 rushing yards against Cleveland (12/5) and 208 rushing yards against Buffalo (11/14), marking the first time in six years the team exceeded 200 net yards rushing in a game ... Was a part of an offensive line that opened holes for Corey Dillon to rush for 158 yards on 32 carries (4.9-yard avg.) against Arizona (9/19), the highest rushing total by a Patriot in six years ... Part of an offensive line that allowed Patriots' rushers to amass 208 rushing yards against Buffalo (11/14), the first time the team had achieved the feat since 1998 ... Member

of an offensive line that allowed Patriots' ball carriers to amass 225 rushing yards against Cleveland (12/5) ... Recovered a Tom Brady fumble that was caused after the signal caller was sacked in the first quarter ... Member of an offensive line that opened holes for Patriots' rushers to gain 210 yards on the ground on 39 carries (5.4 avg.) in the divisional playoffs against Indianapolis (1/16), the second highest playoff rushing output in team history ... Member of an offensive line that opened holes for Patriots' rushers to gain 112 yards on 28 carries in New England's 24-21 victory over the Eagles in Super Bowl XXXIX.


➤ **2003 (16/15, 3/3):** Started the final 15 games of the season and all three postseason games at center ... Was part of an offensive line that did not allow a sack in the playoffs ... Part of an offensive line that started the same five players in each of the last 12 regular-season games, all Patriots victories ... Made his first career start at center against Philadelphia (9/14) ... Member of an offensive line that did not allow a sack on 35 pass attempts against Denver (11/3). Supplied Tom Brady with time in the pocket, allowing him to throw for 350 passing yards ... Part of an offensive line that opened holes for Antowain Smith to rush for 121 yards on just 18 carries (6.7 avg.) against the N.Y. Jets (12/20). Member of an offensive line that did not allow a sack on 25 pass attempts ... Started at center and was a member of an offensive line that did not allow a sack in the Patriots' 32-29 Super Bowl XXXVIII victory over the Panthers.

COLLEGE

Koppen was a three-year starter at Boston College and the unquestioned leader of the offense ... A highly competitive player, he received winning grades for blocking consistency in every game he started. 2002 (Senior): All-American third-team selection by The NFL Draft Report ... All-Big East Conference second-team choice ... Finalist for the Rimington Award, given to the nation's premier center. 2001 (Junior): All-Big East Conference second-team and All-Eastern College Athletic Conference first-team choice. 2000 (Sophomore): All-Big East Conference second-team selection ... Took over starting duties at center ... Part of an offensive line that gave up only six quarterback sacks. 1999 (Redshirt): Performed in every game with the second unit at center. 1998 (Freshman): Redshirted as a freshman.

PERSONAL

Daniel Koppen was born the son of Kathleen and Michael Koppen on Sept. 12, 1979 in Dubuque, Iowa ... Attended Whitehall (Pa.) High ... His number 77 was retired by Whitehall High during the Patriots' bye week in 2005 ... Earned All-State, All-Area and All-East Penn Conference first-team honors as a senior offensive lineman/defensive end ... Captured Pre Star All-American accolades as a senior ... Big 33 selection in 1998 ... Had 10 sacks and scored eight touchdowns, carrying the ball on occasion ... Earned defensive MVP honors in the 1997 Kaylee Rotary Bowl ... Also played in the 1998 McDonald's Lehigh Valley all-star classic ... All-Conference second-team selection as a junior ... Served as team captain as a senior ... Versatile athlete who was also a two-year track and basketball letterman ... Majored in management at Boston College.



MATT LIGHT

72

TACKLE

6-4 > 305 lbs > Born 6/23/78 > Exp. (NFL/Patriots): 8/8
GP/GS (Playoffs): 97/95 (15/15) > Acq: D2-01 (48th) > Purdue > Greenville, Ohio

PRO BOWLS: SUPER BOWLS:



CAREER TRANSACTIONS

Matt Light was drafted by the New England Patriots in the second round (48th overall) of the 2001 NFL Draft ... Signed by the Patriots (7/22/01) ... Placed on injured reserve (12/22/05).

CAREER HIGHLIGHTS

- > Light was named to the Associated Press All-Pro First Team in 2007, and has earned AFC Pro Bowl honors in each of the last two seasons (2006-07). He is one of four Patriots offensive tackles to earn Pro Bowl honors since the 1970 AFL-NFL merger, joining Patriots Hall of Famer Bruce Armstrong, Leon Gray and Brian Holloway.
- > In 2007, Light started every game as part of a Patriots offensive line that allowed just 21 sacks, the fewest for the franchise in 30 years.
- > Light contributed to a Patriots offense that set all-time NFL records with 589 points and 75 touchdowns in 2007.
- > In 2007, Light was part of a Patriots offensive line that helped the team average 4.10 yards per carry, the team's highest total since 1985.
- > In 2006, Light helped pave the way for the Patriots to record 1,969 rushing yards, the team's second highest total in the last 18 years.
- > Light started 66 consecutive games for the Patriots at left tackle, dating from the 10th game of his rookie season of 2001 to Sept. 25, 2005.
- > Light was a part of an offensive line that enjoyed one of the most successful seasons in club history in 2004, paving the way for the team to average more than four yards per carry for the first time in 19 seasons and helping running back Corey Dillon set a single-season franchise record with 1,635 rushing yards.
- > Light anchored an offensive line that allowed just 26 sacks in 2004, the fewest by the Patriots in 10 years.
- > Light was a member of an offensive line that allowed Patriots' rushers to gain more than 200 rushing yards twice in 2004, 225 rushing yards against Cleveland (12/5/04) and 208 rushing yards against Buffalo (11/14/04), marking the first time in six years the team has exceeded 200 net yards rushing.
- > Light was a part of a Patriots offensive line that has allowed just 58 sacks from 2003-04. The two-year total is the best since New England allowed 57 sacks from 1995-96.
- > Light started all three postseason games in 2003 as part of an offensive line that did not allow a sack in the playoffs as Tom Brady attempted 126 passes, and the Patriots claimed the Super Bowl XXXVIII championship.
- > Light was part of an offensive line in 2002 that yielded only 31 sacks, the lowest total since 1997 (30).

- > Light started 12 of 14 games during his rookie season in 2001 and helped open holes for the Patriots running game, which averaged 112.2 yards per game.

SEASONAL REVIEWS

- > **2007 (16/16, 3/3):** Started in all 16 regular-season games at left tackle for the fifth time in his career... Earned his second straight Pro Bowl selection in 2007 ... Was part of a Patriots offensive line that allowed just 21 sacks, the fewest for the franchise in 30 years and the fewest in team history for a 16-game season ... Helped the Patriots set all-time records for points scored (589) as Tom Brady set an NFL record with 50 touchdown passes ... Started at left tackle and was part of a group that didn't allow a sack of quarterback Tom Brady in 28 pass attempts at the New York Jets (9/9) ... Contributed to an offensive line that helped Laurence Maroney to his second career 100-yard rushing game while making the start at right tackle against Buffalo (9/23) ... Contributed to an offensive line that blocked Sammy Morris to his second 100-yard rushing performance of his career at Cincinnati (10/1) ... Started at left tackle and was part of an offensive line that helped Sammy Morris to his second straight 100-yard rushing game versus Cleveland (10/7) ... Part of an offensive line that allowed Tom Brady to throw for a career high five touchdown passes at Dallas (10/14) ... Started at left tackle and anchored an offensive line that provided time for Tom Brady's franchise record six touchdown passes at Miami (10/21) ... Part of an offensive line that allowed just one sack in 41 pass attempts versus Washington (10/28) ... Started at left guard on a line that didn't allow a sack in 41 pass attempts at Buffalo (11/18) ... Part of an offensive line that didn't give up a quarterback sack in 46 passing attempts against

EXTRA POINTS

- > The Light Foundation is dedicated to empowering young people through grants, scholarships and outdoor activities. In addition to raising and donating thousands of dollars each year, the foundation has conducted football camps for more than 800 youths and workshops or programs for more than 1,000 others.
- > Matt has purchased 200 acres in Greenville, Ohio to locate The Light Foundation's "Rules of 72's" Outdoor Learning Facility, where youths of all shapes, sizes, abilities and backgrounds will enjoy outdoor activities.
- > Matt's annual Matt Light Celebrity Shoot-Out, a clay-shooting tournament attended by many of his teammates, has raised hundreds of thousands of dollars for charity since it was started in 2005.

Pittsburgh (12/9) ... Started at left tackle on an offensive line that helped Laurence Maroney to his second 100-yard rushing game of the season in the Patriots' win over the New York Jets (12/16) ... Part of the offensive line that led the charge for Laurence Maroney's career high 156-yard rushing performance against Miami (12/23) ... Started at left tackle as the Patriots limited the league's top rated pass rush to just one sack in 43 dropbacks at the New York Giants (12/29) ... Started at left tackle and was part of a line that led Laurence Maroney to his first 100-yard rushing game in the playoffs against Jacksonville (1/12) ... Helped Maroney to his second straight 100-plus yard rushing game in the Patriots' win over the San Diego Chargers in the AFC Championship Game (1/20) ... Started at left tackle in Super Bowl XLII (2/3).

➤ **2006 (16/16, 3/3):** Started 16 regular season games and three playoff contests at left tackle ... Was named to his first Pro Bowl ... Helped pave the way for the Patriots to record 1,969 rushing yards, the team's second highest total in the last 18 years ... Member of an offensive line that opened holes for Patriots' rushers to gain 183 rushing yards on 41 carries against Buffalo (9/10) ... Member of an offensive front that opened holes for Patriots' ball carriers to gain 238 rushing yards on 41 carries at Cincinnati (10/1) ... Part of an offensive line that did not allow a sack for the second consecutive game ... Was a member of an offensive front that gave Tom Brady enough time to throw for 372 yards and tie his career high with four touchdown tosses at Minnesota (10/30) ... Helped to pave the way for a running game that averaged 5.7 yards per carry, gaining 85 yards on just 15 rushes ... Was a part of an offensive line that opened holes for Patriots' rushers to gain 145 yards on just 26 carries (5.6 avg.) against the Jets (11/12) ... Part of an offensive line that did not allow a sack on 33 pass attempts against Chicago (11/26) ... Member of an offensive front that allowed Patriots' ball carriers to gain 171 rushing yards on 31 carries at Tennessee (12/31) ... Member of an offensive front that allowed Patriots' rushers to gain 158 rushing yards on 38 carries (4.2 avg.) in a wild card playoff game against the New York Jets (1/7) ... Part of an offensive line that allowed just two sacks despite 51 pass attempts in a divisional playoff game at San Diego (1/14) ... San Diego entered the game as the league leader in sacks.

➤ **2005 (3/3, 0/0):** Started the first three games of the season ... Placed on injured reserve (12/22) and missed the remainder of the year ... Had started 66 consecutive games at left tackle, including playoffs, before missing the San Diego matchup (10/2) with an injury ... Member of an offensive line that did not allow a sack on 38 pass attempts in the season opener against Oakland (9/8) ... Started at left tackle but left the Pittsburgh game (9/25) in the first quarter with an injury.

➤ **2004 (16/16, 3/3):** Started all 16 games at left tackle for the third consecutive season ... Helped the team average 4.1 yards per carry, the first time since 1985 that the team averaged more than four yards per rush ... Member of an offensive line that allowed Patriots' rushers to gain more than 200 total rushing yards in two games (11/14 and 12/5), marking the first time in six years the team has exceeded 200 net yards rushing ... The 225 rushing yards against Cleveland (12/5/04) were the most for the Patriots since 12/26/93 ... Part of an offensive line that allowed just 26 sacks, the fewest by the Patriots in 10 seasons ... Part of an offensive line that opened holes for Corey Dillon to rush for a season-high 158 yards on 32 carries (4.9-yard avg.) against Arizona (9/19), the highest individual rushing total by a Patriot in six seasons ... Part of an offensive line that allowed Patriots' rushers to amass 208 rushing yards

HONORS AND AWARDS

2007

AFC Pro Bowl Starter
Associated Press All-Pro: First Team
Pro Football Weekly/PFWA All-NFL Team
Pro Football Weekly/PFWA All-AFC Team
USA Today All-Pro Team
NFL.com All-Interview Team

2006

AFC Pro Bowl

2005

New England Patriots Ron Burton Community Service Award

2004

NFL.com's All-Interview Team

2001

Football News All-Rookie Team

against Buffalo (11/14) ... Part of an offensive line that allowed Patriots' ball carriers to amass 225 rushing yards against Cleveland (12/5), the most by New England in 11 years, since piling up 257 yards against Indianapolis on Dec. 26, 1993 ... Member of an offensive line that opened holes for Patriots' rushers to gain 210 yards on the ground on just 39 carries (5.4 avg.) in the divisional playoffs against Indianapolis (1/16), the second highest playoff rushing output in team history ... Member of an offensive line that opened holes for Patriots' rushers to gain 112 yards on 28 carries in New England's 24-21 victory over the Eagles in Super Bowl XXXIX.

➤ **2003 (16/16, 3/3):** Started all 16 games for the second consecutive season ... Helped the ground attack exceed the century mark with more than 100 rushing yards in five of the first six weeks in 2003 ... Part of an offensive line that started the same five players in each of the last 12 games, all Patriots victories ... Member of an offensive line that has allowed just 63 sacks over the last two seasons ... Was a member of an offensive line that opened holes for Patriots rushers to gain a season-high 161 yards on 27 carries (6.0 avg.) and three touchdowns against Tennessee (10/5) ... Started at left tackle in the Patriots' 17-14 divisional playoff victory over the Titans (1/10). Member of an offensive line that did not allow a sack in 41 pass attempts ... Started at left tackle in the Patriots' 24-14 AFC Championship victory over the Colts (1/18). Member of an offensive line that did not allow a sack in 37 pass attempts ... Started at left tackle and was a member of an offensive line that did not allow a sack in the Patriots' Super Bowl XXXVIII victory over the Panthers.

➤ **2002 (16/16):** Started all 16 games at left tackle and was part of a Patriots offensive line that did not allow a sack in four games in 2002, the first time the Patriots accomplished that feat since 1995 ... Offensive line yielded a total of just 31 sacks, the least since 1997 (30) ... Started at left tackle as part of an offensive line that allowed no sacks on 35 passing attempts and paved the way for a season-high 163 rushing yards in the Patriots' victory over the N.Y. Jets (9/15) ... Started at left tackle in the Patriots 27-24 overtime win over the Dolphins (12/29) in the season finale ... Held Jason Taylor, the NFL's sack leader, to no sacks after Taylor had recorded one in each of his previous eight games.

➤ **2001 (14/12, 3/3):** Started at left tackle in 12 of 14 regular season games and all three postseason games during his rookie season ... Earned Football News 2001 NFL All-Rookie Team honors in 2001 ... Made first NFL start at left tackle and was part of an offensive line that blocked for

rushing attack that accumulated 107 yards on 26 carries (4.1 avg.) against the N.Y. Jets (9/23) ... Part of an offensive line that opened holes for 123 yards rushing on 30 attempts (4.1 avg.) and did not allow a sack in 38-17 victory over the Colts (10/21) ... Helped power the offense to a season-high 196 yards rushing and their fourth 100 yard rusher of the season against Miami (12/22) ... Started at left tackle and was part of an offensive line that led the way for 133 yards on 25 carries (5.3 avg.) in the Patriots 20-17 victory in Super Bowl XXXVI.

COLLEGE

Light earned four letters at Purdue University (1996, 1998-2000) ... Charged with the responsibility of protecting Drew Brees' blindside from the left tackle position ... Started all 37 Boilermaker games at tackle from 1998-2000 ... Leader of offensive line that allowed just 38 sacks on 1,690 pass attempts ... Consensus All-Big Ten conference first-team (2000) and voted to second-team (1999). 2000 (Senior): Consensus All-Big Ten Conference first-team choice ... Started all 12 games at left offensive tackle, leading a strong blocking effort upfront, allowing Boilermaker quarterbacks to be sacked just seven times in 528 attempts (one every 75.4 pass attempts) ... Helped the team to a Big Ten title and their first Rose Bowl appearance in 35 years. 1999 (Junior): Started in all 12 games at left tackle, playing a major part as the offensive line allowed just 15 sacks in 568 pass

attempts (one every 37.9 attempts) ... 1998 (Sophomore): Started all 13 games at left tackle, helping an offensive line that allowed 16 sacks in 594 pass attempts (one every 37.1 attempts). 1997 (Red-shirted): Underwent surgery in the spring to repair his left shoulder (AC joint) and was lost for the year. 1996 (Freshman): Appeared in seven games as a reserve tight end ... Recorded one reception for 16 yards.

PERSONAL

Matthew Charles Light was born the son of William and Marilyn Light on June 23, 1978 in Greenville, Ohio ... Second-team Division II all-state choice as a linebacker, adding All-Darke County, all-conference and All-Southwest District honors as a senior at Greenville (Ohio) High ... Three-year two-way starter who played guard as sophomore, tackle as junior and tight end as senior ... As a senior, he had 69 tackles, including 15 stops for 63 yards in losses, two fumbles caused and two pass break-ups ... Added four catches for 75 yards with one touchdown ... Also lettered in track ... State qualifier, district champion, all-conference and all-county pick in the shot put ... Majored in industrial technology at Purdue ... Supporter of the Ron Burton Training Village ... Served as the honorary ringmaster for the Big Apple Circus in 2008 in a fundraising performance to benefit the Hole in the Wall Gang Camp ... Matt and his wife Susie have three children - Collin, William and Gracie.



LOGAN MANKINS

70

GUARD

PRO BOWL:

6-4 ▶ 310 lbs ▶ Born 3/10/82 ▶ Exp. (NFL/Patriots): 4/4
GP/GS (Playoffs): 48/48 (8/8) ▶ Acq: D1-05 (32nd) ▶ Fresno State ▶ Catheys Valley, Calif.

CAREER TRANSACTIONS

Logan Mankins was drafted by the New England Patriots in the first round (32nd overall) of the 2005 NFL Draft ... Signed by the Patriots (07/25/05).

CAREER HIGHLIGHTS

- ▶ Mankins earned his first career Pro Bowl selection in 2007 and was selected to the Associated Press All-Pro Second Team. Mankins and John Hannah are the only Patriots guards to earn Pro Bowl bids since the 1970 AFL-NFL Merger.
- ▶ In 2007, Mankins started every game as part of a Patriots offensive line that allowed just 21 sacks, the fewest for the franchise in 30 years.
- ▶ Mankins contributed to a Patriots offense that set all-time NFL records with 589 points and 75 touchdowns in 2007.
- ▶ In 2007, Mankins was part of a Patriots offensive line that helped the team average 4.10 yards per carry, the team's highest total since 1985.

- ▶ In 2006, Mankins helped pave the way for the Patriots to record 1,969 rushing yards, the team's second highest total in the last 18 years.
- ▶ Mankins scored a touchdown in the 2006 AFC Championship Game at Indianapolis when he recovered a Tom Brady fumble in the end zone to give the Patriots a 7-0 lead in the first quarter.
- ▶ Mankins is the first Patriots guard to start every game as a rookie since Hall of Famer John Hannah did it in 1973.

EXTRA POINTS

- ▶ Entering his fourth NFL season, Logan has launched his career by starting 48 consecutive regular-season games.
- ▶ Logan grew up on a 10,000-acre cattle ranch in Catheys Valley, Calif. (population 984), and as a child dreamed of being a professional steer roper. He and his father are a prize-winning roping team.

- Mankins was named to *Pro Football Weekly's* All-Rookie Team in 2005.
- Mankins was one of just two Patriots offensive linemen (Stephen Neal) to start every game in 2005.
- In 2005, Mankins became the first Patriots rookie to start every game since Damien Woody did it in 1999.
- Mankins helped the Patriots offense finish the 2005 season ranked seventh in the NFL, averaging 352.0 net yards per game.

SEASONAL REVIEWS

➤ **2007 (16/16, 3/3):** Extended his games started streak to 48 after starting at left guard in all 16 regular-season contests ... Earned his first Pro Bowl selection in 2007 ... Was part of a Patriots offensive line that allowed just 21 sacks, the fewest for the franchise in 30 years and the fewest in team history for a 16-game season ... Helped the Patriots set all-time records for points scored (589) as Tom Brady set an NFL record with 50 touchdown passes ... Provided airtight protection for Tom Brady, who was not sacked in 28 pass attempts in the Patriots' win over the New York Jets (9/9) ... Created the running room for Sammy Morris to punch in a 3-yard touchdown with a pulling block in the Patriots' win versus San Diego (9/16) ... Started at left guard and contributed to a front that helped Laurence Maroney to his second career 100-yard rushing total against Buffalo (9/23) ... Part of an offensive line that led Sammy Morris to his second career 100-yard rushing game at Cincinnati (10/1) ... Started at left guard and contributed to a line that helped Sammy Morris to his second consecutive 100-yard rushing performance versus Cleveland (10/7) ... Started at right guard on a line that allowed the time for Tom Brady to throw for a career-high five touchdown passes at Dallas (10/14) ... Member of an offensive line that created the pocket in which Tom Brady threw for a franchise-record six touchdown passes at Miami (10/21) ... Part of an offensive line that was responsible for a franchise-high 34 first downs in the Patriots' win over Washington (10/28) ... Started at left guard in the Patriots' comeback win at Indianapolis (11/4) ... Part of an offensive line that didn't allow a sack in 41 pass attempts at Buffalo (11/18) ... Contributed to an offensive line that didn't allow a quarterback sack in 46 pass attempts versus Pittsburgh (12/9) ... Sealed off the running lane for Laurence Maroney's 1-yard touchdown plunge against the New York Jets (12/16) ... Contributed to an offensive line that created the running room for Laurence Maroney's career high 156-yard rushing performance versus Miami (12/23) ... Part of an offensive line that held the league's top rated pass rush unit to just one sack in 43 pass attempts in the Patriots' victory at the New York Giants (12/29) ... Started at left guard and was part of a line that led Laurence Maroney to his first 100-yard rushing game in the playoffs against Jacksonville (1/12) ... Helped Maroney to his second straight 100-plus yard rushing game in the Patriots' win over the San Diego Chargers in the AFC Championship Game (1/20) ... Started at left guard in Super Bowl XLII (2/3).

➤ **2006 (16/16, 3/3):** Started 16 regular season games and three playoff contests at left guard in 2006 ... Named to SI.com's All-Pro Team and USA Today's All-Joe Team ... Helped pave the way for the Patriots to record 1,969

MANKINS' CAREER STATISTICS

Fumble Recoveries: 1 for 0 yards and a touchdown (recovered in end zone) at Indianapolis, 1/21/07 (AFC Championship).

Receptions: 1 for -9 yards at Cincinnati, 10/1/07

HONORS AND AWARDS

2007

AFC Pro Bowl Starter
Pro Football Weekly/PFWA All-NFL Team
Pro Football Weekly/PFWA All-AFC Team
Sporting News All-Pro Team
USA Today All-Pro Team
ESPN.com All-Pro Team
Associated Press All-Pro: Second Team
Dr. Z's SI.com All-Pro Team
San Francisco Chronicle All-Pro Team

2006

Dr. Z's SI.com All-Pro Team
USA Today's All-Joe Team

2005

Pro Football Weekly/PFWA All-Rookie Team

rushing yards, the team's second highest total in the last 18 years ... Member of an offensive line that opened holes for Patriots' rushers to gain 183 rushing yards on 41 carries (4.5 yard avg.) against Buffalo (9/10) ... Part of an offensive line that allowed Patriots' rushers to gain 147 yards against the N.Y. Jets (9/17) ... Member of an offensive front that opened holes for Patriots' ball carriers to gain 238 rushing yards on 41 carries at Cincinnati (10/1) ... At Minnesota (10/30), helped to pave the way for a running game that averaged 5.7 yards per carry, gaining 85 yards on just 15 rushes. Was a part of an offensive line that opened holes for Patriots' rushers to gain 145 yards on just 26 carries (5.6 yard avg.) against the N.Y. Jets (11/12) ... Part of an offensive line that opened holes for Patriots' runners to gain 123 rushing yards on 25 carries (4.9 avg.) at Miami (12/10) ... Member of an offensive front that allowed Patriots' ball carriers to gain 171 rushing yards on just 31 carries (5.5 avg.) at Tennessee (12/31) ... Member of an offensive front that allowed Patriots' rushers to gain 158 rushing yards on 38 carries (4.2 avg.) in a wild card playoff win over the N.Y. Jets (1/7) ... Part of an offensive line that allowed just two sacks despite 51 pass attempts at San Diego (1/14) ... San Diego entered the game as the league leader in sacks ... Collected his first career touchdown on a fumble recovery in the end zone at Indianapolis (1/21) ... Gave the Patriots a 7-0 lead by pouncing on a Tom Brady fumble in the end zone during the first quarter for his first career touchdown.

➤ **2005 (16/16, 2/2):** As a rookie, started all 16 regular-season games and both playoff games at left guard ... Named to *Pro Football Weekly's* All-Rookie Team ... Was one of just two Patriots offensive linemen (Stephen Neal) to start every game ... Was part of an offensive line that allowed just 28 sacks ... Started at left guard in his first career NFL contest and was a member of an offensive line that did not allow a sack on 38 pass attempts against Oakland (9/8) ... Member of an offensive front that opened holes for Corey Dillon to rush for 106 yards on 23 carries and provided enough pocket time for Tom Brady to throw for 350 yards and three touchdowns against Atlanta (10/9) ... Member of an offensive line that allowed Patriots' rushers to average 4.1 yards per carry against Kansas City (11/27) ... Pounced on a Patrick Pass fumble during the Patriots' touchdown drive in the fourth quarter ... Member of an offensive line that did not allow a sack and allowed Tom Brady to throw for 341 passing yards in the divisional playoffs against Denver (1/14).

COLLEGE

All-American Dream Team selection and rated the best offensive guard prospect in college football by The NFL Draft Report, despite starting his entire collegiate career at tackle

... First-team All- Western Athletic Conference selection ... First offensive lineman in Fresno State history to be selected team MVP ... Selected to the Outland Trophy Award Watch List. 2004 (Senior): Recorded a team-high and program record 82 knockdown blocks on the year ... Did not allow a sack or pressure all season, producing 16 touchdown-resulting blocks ... Selected team MVP. 2003 (Junior): Missed season due to injury. 2002 (Sophomore): Played and started in all 14 games ... Was part of an offensive line that opened holes for Rodney Davis, who rushed for a school record 1,586 yards. 2001 (Freshman): First-team Freshman All-American selection by The Sporting News ... Started every

game at right offensive tackle, as the offense exploded or 7,022 yards and 70 touchdowns ... Protected David Carr's blind side brilliantly all year, allowing only two sacks.

PERSONAL

Logan Mankins was born the son of Jill and Tim Mankins on March 10, 1982 in Catheys Valley, California ... He attended Mariposa (Catheys Valley, Calif.) High School ... Was named All-League and his team's most valuable player ... Enjoys roping and hunting ... Was an agriculture education major at Fresno State ... Logan and his wife Kara have two children.



LAURENCE MARONEY

39

RUNNING BACK

5-11 ▷ 220 lbs ▷ Born 2/5/85 ▷ Exp. (NFL/Patriots): 3/3
GP/GS (Playoffs): 27/6 (6/1) ▷ Acq: D1-06 (21st) ▷ Minnesota ▷ St. Louis, Mo.

CAREER TRANSACTIONS

Laurence Maroney was drafted by the New England Patriots in the first round (21st overall) of the 2006 NFL Draft ... Signed by the Patriots (7/27/06).

CAREER HIGHLIGHTS

- ▷ In 2007, Maroney ran for 100 or more yards in four of his final six games, including two playoff contests. Of the top 10 single-game rushing totals by Patriots players this decade, Maroney cracked that list three times over a four-game span, totaling 156 yards against Miami (12/23/07) and following that up with back-to-back 122-yard performances against Jacksonville (1/12/08) and San Diego (1/20/08).
- ▷ Maroney averaged 11.1 yards per carry against Miami on Dec. 23, 2007, totaling a career-high 156 yards on 14 carries. His 11.1 yards per carry is the third highest single-game total in Patriots history (minimum 10 rushes) and the best since Sam Cunningham averaged 11.4 yards per carry (125 yards on 11 carries) on Oct. 20, 1974.
- ▷ In 2007, Maroney had five 100-yard rushing games, including two in the playoffs. His five 100-yard games were the most for a Patriot since Corey Dillon tied the franchise record with nine 100-yard performances in 2004.
- ▷ Maroney rushed for a 59-yard touchdown against Miami on Dec. 23, 2007, marking the longest run by a Patriot since 1998, when Sedrick Shaw scampered for 71 yards in the season finale against the New York Jets.
- ▷ Maroney has recorded two multiple-touchdown games in his career, running for a pair of scores in the 2007 regular-season finale against the New York Giants (12/29) and also totaling a pair of scores at Cincinnati on Oct. 1, 2006.
- ▷ As a rookie in 2006, Maroney led the team and finished second in the NFL with a 28.0-yard kickoff return average (783 yards on 28 returns).

- ▷ Maroney was named AFC Special Teams Player of the Week after returning a kickoff 77 yards at Buffalo on Oct. 22, 2006.

SEASONAL REVIEWS

- ▷ **2007 (13/6, 3/1):** Played in 13 games while making six starts at running back in 2007 ... Set single-season career highs in rushing attempts (185) and rushing yards (835) ... Led the Patriots with three touchdowns in the 2007 playoffs ... Made his first career start at running back and set a career high for rushing attempts with 20 in the Patriots' win at the New York Jets (9/9) ... Rushed for 77 yards on 15 carries in the Patriots' win over San Diego (9/16) ... Started at running back and tallied his second career 100-yard rushing game with 103 yards on 19 carries against Buffalo (9/23) ... Took in his first rushing touchdown of the season from six yards out in the Patriots' win at Buffalo (11/18) ... Notched the game-winning touchdown, a 4-yard score and his second in as many games, in the Patriots' comeback win over Philadelphia (11/25) ... Set a single-game career high for receiving yards with 79 in the Patriots' victory at Baltimore (12/3) ... Earned his second 100-yard rushing game of the season while setting a single-game career high

EXTRA POINTS

- ▷ Laurence established the Laurence Maroney 39 Foundation, a non-profit organization whose mission is to assist in the personal and economic development of disadvantaged youth.
- ▷ Laurence earned the nickname "Kool-Aid" as a youngster in St. Louis. While trying to put out a small fire in his backyard, he ran inside and grabbed the first liquid he saw, a pitcher of Kool-Aid. The nickname "Kool-Aid" has stuck ever since.

LAURENCE MARONEY'S SINGLE-GAME CAREER HIGHS

Regular Season

Rushing

Attempts:	26	vs. N.Y. Jets (12/16/07)
Yards:	156	vs. Miami (12/23/07)
Avg. (min. 10 att.):	11.1	vs. Miami (12/23/07)
Long:	59	vs. Miami (12/23/07)
Touchdowns:	2	Twice, most recent at N.Y. Giants (12/29/07)

Receiving

Receptions:	5	vs. Denver (9/24/06)
Yards:	79	at Baltimore (12/3/07)
Long:	31	at Baltimore (12/3/07)
Touchdowns:	1	at Green Bay (11/19/06)

with 26 carries in the Patriots' win over the New York Jets (12/16) ... Established single-game career highs in rushing yards, yards per carry and turned in the longest run of his career while chewing up 156 yards on 14 carries (11.1 avg. per carry) and a touchdown against Miami (12/23) ... Tied his fourth rushing touchdown of the season while shedding several Dolphin tackles on a 59-yard dash ... Tied a single-game career high with two rushing touchdowns in the Patriots' win over the New York Giants (12/29) ... Reached the end zone on a 6-yard touchdown and a 5-yard touchdown while adding the first 2-point conversion of his career against the Giants ... Gained his first 100-yard playoff performance with 122 yards on 22 carries and one touchdown in the Patriots' win over Jacksonville (1/12) in the AFC Divisional playoffs ... His 122 rushing yards were the third highest single-game total in Patriots' playoff history ... Registered his second straight 100-yard rushing performance of the postseason by posting 122 yards on 25 carries and his second rushing touchdown in as many games in the Patriots' win over San Diego in the AFC Championship Game (1/20) ... Took in his third rushing touchdown of the playoffs on a 1-yard scoring plunge against the New York Giants in Super Bowl XLII (2/3) ... Returned four kickoffs for 94 yards against the Giants.

➤ **2006 (14/0, 3/0):** Played in 14 games as a running back and kick returner in his rookie season ... Finished second on the team to Corey Dillon with 175 rushes for 745 yards and six touchdowns ... Led the team and finished second in the NFL with a 28.0-yard kickoff return avg. ... Led the team in rushing yards seven times (vs. BUF, vs. DEN, at CIN, vs. IND, at GB, at JAX, at TEN) ... Recorded his first career NFL touchdown with a 1-yard run against the N.Y. Jets (9/17/06) ... Named FedEx Ground Player of the Week and Diet Pepsi Rookie of the Week after registering his first career 100-yard rushing game in the Patriots' victory over Cincinnati (10/01/06) ... Named AFC Special Teams Player of the Week after returning two kickoffs for 100 yards, including a 74-yard return in the first quarter against Buffalo (10/22/06) ... Received the Patriots 12th Player Award ... Led the team with 17 carries and 86 rushing yards in his NFL debut against Buffalo (9/10) ... Sprinted for 27 yards on his first NFL carry in the first quarter ... Played in a reserve role at running back and collected 65 rushing yards on 16 carries and a touchdown against the N.Y. Jets (9/17) ... Collected his first career NFL touchdown on a 1-yard scoring plunge in the third quarter ... At Cincinnati (10/1), named FedEx Ground Player of the Week and Diet Pepsi Rookie of the Week after carrying the ball 15 times for 125 yards and two touchdowns ... Gave the Patriots a 7-6 lead with an 11-yard touchdown run in the second quarter ... Collected his second touchdown of the afternoon on a 25-yard jaunt in the third quarter ... Flashed a few stiff arms and rumbled for 41 yards on a rush off right tackle in the third quarter ...

At Buffalo (10/22), named AFC Special Teams Player of the Week after returning two kickoffs for 100 yards ... Returned a first quarter kickoff 74 yards to the Buffalo 21-yard line, setting up the Patriots second touchdown of the afternoon ... Against Minnesota (10/30), answered a Vikings punt return for touchdown with a momentum-changing 77-yard return on the ensuing kickoff in the third quarter ... Led the team with 82 rushing yards on 19 carries at Green Bay (11/19) ... Juked Nick Barnett and glided in for a touchdown on a 19-yard reception in the fourth quarter ... Against Chicago (11/26), gave the Patriots a 7-0 lead with a 1-yard touchdown plunge in the second quarter ... At Jacksonville (12/24), gave the Patriots a 24-14 lead with a 27-yard touchdown jaunt off left end in the fourth quarter ... Led the team with 73 rushing yards on 13 carries and a touchdown at Tennessee (12/31).

COLLEGE

One of three players in Big Ten history to rush for over 1,000 yards in each of their first three seasons (Ron Dayne, Wisconsin and Sedrick Irvin, Michigan State) ... Finished his three-year college career ranking second on Minnesota's all-time career list with 3,933 yards and 32 touchdowns on 660 rushing attempts (6.0 avg) ... Added 21 receptions for 198 yards and one touchdown and 28 kickoff returns for 667 yards and one touchdown ... His 4,797 all-purpose yards rank second in Minnesota annals ... Also ranks second in school history with 21 100-yard rushing performances and ranks fourth with 34 total touchdowns ... From 2003-04, Maroney and Marion Barber III became the first running back tandem in NCAA Division I-A history from the same team to each gain over 1,000 yards rushing in consecutive seasons ... Holds a school record with 16 consecutive games with at least one run for 20 yards or longer ... In 2005, his final season at Minnesota, ranked fifth in the nation in rushing, averaging 133.1 yards per game ... Led the team with a school-record 1,464 yards and 10 touchdowns on 281 carries (5.2 avg).

PERSONAL

Laurence Maroney was born the son of Terri Terrell on February 5, 1985 in St. Louis, Mo. ... Attended Normandy (St. Louis, Mo.) High School, where he was a four-time All-Conference selection ... Named to the All-Metro and All-Area teams three times and was a twice an All-State pick ... Selected St. Louis Player of the Year in 2002 ... Totaled 4,808 yards on 608 carries with 56 touchdowns in his career ... Exploded for 1,948 yards on 210 attempts his senior season with 25 touchdowns, averaging 9.3 yards per carry in 2002 ... Lettered three times in track, twice in basketball and once in baseball ... Was a state champion in the 4x400 and finished third at the state finals in the 200 meters ... Named MVP of his basketball team twice ... In 2007, served dinner to the homeless at the Pine Street Inn in Boston ... Was a Pre-Intercollegiate Program major at Minnesota.

HONORS AND AWARDS

2006

Diet Pepsi NFL Rookie of the Week – Week 4
FedEx Ground Player of the Week – Week 4
Peter King's St.com Offensive Player of the Week – Week 4
AFC Special Teams Player of the Week – Week 7
Patriots 12th Player Award

LAURENCE MARONEY

Pos: RB Ht: 5-11 Wt: 220 Year: 3rd Acq: D1-06 (21st) College: Minnesota Born: 2/5/85

REGULAR SEASON			RUSHING					RECEIVING					KICK RETURNS					PUNT RETURNS					
Year	Team	P/S	No	Yds	Avg	Lg	TD	No	Yds	Avg	Lg	TD	No	Yds	Avg	Lg	TD	No	FC	Yds	Avg	Lg	TD
2006	Patriots	14/0	175	745	4.3	41	6	22	194	8.8	31	1	28	783	28.0	77	0	0	0	0	0	0	0
2007	Patriots	13/6	185	835	4.5	59t	6	4	116	29.0	43	0	0	0	0.0	0	0	0	0	0	0	0	0
Totals-2 years		27/6	360	1580	4.4	59t	12	26	310	11.9	43	1	28	783	28.0	77	0	0	0	0	0	0	0
POSTSEASON			RUSHING					RECEIVING					KICK RETURNS					PUNT RETURNS					
Year	Team	P/S	No	Yds	Avg	Lg	TD	No	Yds	Avg	Lg	TD	No	Yds	Avg	Lg	TD	No	FC	Yds	Avg	Lg	TD
2006	Patriots	3/0	31	87	2.8	9	0	1	6	6.0	6	0	6	120	20.0	29	0	0	0	0	0	0	0
2007	Patriots	3/1	61	280	4.6	29	3	5	61	12.2	33	0	6	137	22.8	43	0	0	0	0	0	0	0
Totals-2 years		6/1	92	367	4.0	29	3	6	67	11.2	33	0	12	257	21.4	43	0	0	0	0	0	0	0

MARONEY'S CAREER GAME-BY-GAME

2006	Opponent	P/S	Rushing					Receiving					Kick Returns					W/L Score					
			No	Yds	Avg	Lg	TD	No	Yds	Avg	Lg	TD	No	Yds	Avg	Lg	TD	No	Yds	Avg	Lg	TD	W/L Score
09/10	Buffalo	p	17	66	5.1	27	0	-	-	-	3	59	19.7	24	0	W	19-17	-	-	-	-	-	-
09/17	at N.Y. Jets	p	16	65	4.1	14	1	-	-	-	2	65	32.5	39	0	W	24-17	-	-	-	-	-	-
09/24	Denver	p	12	18	1.5	5	0	5	61	12.2	31	0	3	66	22.0	24	0	L	7-17	-	-	-	-
10/01	at Cincinnati	p	15	125	8.3	41	2	1	15	15.0	15	0	-	-	-	-	-	W	38-13	-	-	-	-
10/08	Miami	p	18	38	2.1	11	0	-	-	-	2	45	22.5	25	0	W	20-10	-	-	-	-	-	
10/22	at Buffalo	p	8	29	3.6	14	0	1	1	1.0	1	0	2	100	50.0	74	0	W	28-6	-	-	-	-
10/30	at Minnesota	p	8	34	4.3	22	0	2	33	16.5	20	0	2	91	45.5	77	0	W	31-7	-	-	-	-
11/05	Indianapolis	p	13	63	4.8	17	0	1	-1	-1.0	-1	0	5	139	27.8	31	0	L	20-27	-	-	-	-
11/12	N.Y. Jets	p	12	37	3.1	10	0	-	-	-	3	89	29.7	36	0	L	14-17	-	-	-	-	-	
11/19	at Green Bay	p	19	82	4.3	15	0	4	34	8.5	19t	1	-	-	-	-	-	W	35-0	-	-	-	-
11/26	Chicago	p	13	33	2.5	8	1	4	45	11.3	20	1	4	95	23.8	35	0	W	17-13	-	-	-	-
12/03	Detroit	p	4	14	3.5	8	0	-	-	-	1	25	25.0	25	0	W	28-21	-	-	-	-	-	
12/10	at Miami	p	Inactive	Inactive	Inactive	Inactive	Inactive	Inactive	Inactive	Inactive	Inactive	Inactive	L	0-21	-	-	-	W	40-7	-	-	-	-
12/17	Houston	p	Inactive	Inactive	Inactive	Inactive	Inactive	Inactive	Inactive	Inactive	Inactive	Inactive	W	40-7	-	-	-	W	40-7	-	-	-	-
12/24	at Jacksonville	p	7	48	6.9	27	1	2	10	5.0	6	0	1	9	9.0	9	0	W	24-21	-	-	-	-
12/31	at Tennessee	p	13	73	5.6	31	1	2	-4	-2.0	-1	0	-	-	-	-	-	W	40-23	-	-	-	-
2006 Totals			14/0	175	745	4.3	41	6	22	194	8.8	31	1	28	783	28.0	77	0	12-4	-	-	-	-
01/07	N.Y. Jets	p	18	69	3.8	8	0	-	-	-	3	72	24.0	29	0	W	37-16	-	-	-	-	-	
01/14	at San Diego	p	5	5	1.0	5	0	-	-	-	2	37	18.5	25	0	W	24-21	-	-	-	-	-	
01/21	at Indianapolis	p	8	13	1.6	9	0	1	6	6.0	6	0	1	11	11.0	11	0	L	34-38	-	-	-	-
2006 Postseason			3/0	31	87	2.8	9	0	1	6	6.0	6	0	6	120	20.0	29	0	2-1	-	-	-	-
2007	Opponent	P/S	Rushing					Receiving					Kick Returns					W/L Score					
			No	Yds	Avg	Lg	TD	No	Yds	Avg	Lg	TD	No	Yds	Avg	Lg	TD	No	Yds	Avg	Lg	TD	W/L Score
09/09	at N.Y. Jets	S	20	72	3.6	11	0	-	-	-	-	-	-	-	-	-	-	W	38-14	-	-	-	-
09/16	San Diego	p	15	77	5.1	14	0	-	-	-	-	-	-	-	-	-	-	W	38-14	-	-	-	-
09/23	Buffalo	S	19	103	5.4	19	0	-	-	-	-	-	-	-	-	-	-	W	38-7	-	-	-	-
10/01	at Cincinnati	p	Inactive	Inactive	Inactive	Inactive	Inactive	Inactive	Inactive	Inactive	Inactive	Inactive	W	34-13	-	-	-	W	34-13	-	-	-	-
10/07	Cleveland	p	Inactive	Inactive	Inactive	Inactive	Inactive	Inactive	Inactive	Inactive	Inactive	Inactive	W	34-17	-	-	-	W	34-17	-	-	-	-
10/14	at Dallas	p	Inactive	Inactive	Inactive	Inactive	Inactive	Inactive	Inactive	Inactive	Inactive	Inactive	W	48-27	-	-	-	W	48-27	-	-	-	-
10/21	at Miami	p	6	31	5.2	11	0	-	-	-	-	-	-	-	-	-	-	W	48-28	-	-	-	-
10/28	Washington	S	14	75	5.4	13	0	2	37	18.5	25	0	-	-	-	-	-	W	52-7	-	-	-	-
11/04	at Indianapolis	p	15	59	3.9	9	0	-	-	-	-	-	-	-	-	-	-	W	24-20	-	-	-	-
11/18	at Buffalo	p	6	19	3.2	9	1	-	-	-	-	-	-	-	-	-	-	W	56-10	-	-	-	-
11/25	Philadelphia	p	10	31	3.1	10	1	-	-	-	-	-	-	-	-	-	-	W	31-28	-	-	-	-
12/03	at Baltimore	S	13	44	3.4	6	0	2	79	39.5	43	0	-	-	-	-	-	W	27-24	-	-	-	-
12/09	Pittsburgh	S	8	18	2.3	10	0	-	-	-	-	-	-	-	-	-	-	W	34-13	-	-	-	-
12/16	N.Y. Jets	S	26	104	4.0	11	1	-	-	-	-	-	-	-	-	-	-	W	20-10	-	-	-	-
12/23	Miami	p	14	156	11.1	59t	1	-	-	-	-	-	-	-	-	-	-	W	28-7	-	-	-	-
12/29	at N.Y. Giants	S	19	46	2.4	13	2	-	-	-	-	-	-	-	-	-	-	W	38-35	-	-	-	-
2007 Totals			13/6	185	835	4.5	59t	6	4	116	29.0	43	0	0	0	0.0	0	0	16-0	-	-	-	-
01/12	Jacksonville	p	22	122	5.5	29	1	2	40	20.0	33	0	-	-	-	-	-	W	31-20	-	-	-	-
01/20	San Diego	p	25	122	4.9	20	1	1	9	9.0	9	0	2	43	21.5	22	0	W	21-12	-	-	-	-
02/03	N.Y. Giants	p	14	36	2.6	9	1	2	12	6.0	8	0	4	94	23.5	43	0	L	14-17	-	-	-	-
2007 Postseason			3/1	61	280	4.6	29	3	5	61	12.2	33	0	6	137	22.8	43	0	2-1	-	-	-	-



BRANDON MERIWEATHER

31

DEFENSIVE BACK

5-11 > 200 lbs. > Born 1/14/84 > Exp. (NFL/Patriots): 2/2
 Career GP/GS: 16/0 (3/1) > Acq: D1-07 (24th) > Miami (Fla.) > Apopka, Fla.

CAREER TRANSACTIONS

Brandon Meriweather was drafted by the New England Patriots in the first round (24th overall) of the 2007 NFL Draft ... Signed by the Patriots (7/28/07).

SEASONAL REVIEWS

> 2007 (16/0, 3/1): Played in all 16 regular-season games in his first pro season ... Appeared in his first NFL game in the Patriots' win over the New York Jets (9/9), playing in a reserve role at safety and made his first tackle on Jets wide receiver Justin McCareins ... Made three special teams tackles ... Made three tackles in the Patriots' win over Buffalo (9/23) ... Registered three solo tackles at Cincinnati (10/1), including a takedown of T.J. Houshmandzadeh that resulted in a 1-yard loss ... Tied for the team lead with two solo special teams tackles at Dallas (10/14) ... Contributed

two solo tackles in coverage and one special teams tackle in the Patriots' win at Miami (10/21) ... Made his first career pass defended, batting down Kyle Boller's downfield attempt intended for Derrick Mason in the Patriots' comeback win at Baltimore (12/3) ... Tied for the team lead with two special

EXTRA POINTS

- Brandon's hard-hitting style of play at the University of Miami earned him the colorful nicknames "The Hit Stick," "Hit-em-up," and "B-Ware."
- Brandon says that he would be a high school algebra teacher and football coach if he weren't playing in the NFL.

teams tackles ... Made two tackles and a pass defended against Miami (12/23) ... Led the team with four special teams tackles while making three tackles in coverage at the New York Giants (12/29) ... Tallied one solo tackle, one special teams tackle and a quarterback hit in the Patriots' win over Jacksonville (1/12) in the AFC Divisional playoffs ... Made four tackles and two special teams tackles against San Diego (1/20) in the AFC Championship Game ... Dropped Darren Sproles after just a 1-yard gain in the open field on a swing pass from Philip Rivers ... Made his first NFL start as the nickel back in Super Bowl XLII (2/3) and made three tackles with a pass defended against the New York Giants.

COLLEGE

Holds the Miami career-record for defensive backs with 293 tackles ... His 182 solo tackles broke the old Miami all-time record for safeties that was held by Bennie Blades (155, 1984-87) ... His 77 solo tackles in 2005 broke the old

Miami season-record for safeties that was first set by Daryl Reeh (68 in 1971) ... Became the first defensive back to ever lead the Hurricanes in tackles in a season (115 in 2005) ... Started 21 games at strong safety, six at free safety, two at right cornerback, one at left cornerback and one at nickel back during his career.

PERSONAL

Brandon Meriweather was born January 14, 1984 ... Attended Apopka (Fla.) High School ... Led his school to the Florida Class 6A state championship as a senior in 2001 ... As a kick returner, he scored four times as a senior and played sparingly at quarterback in the school's option offense ... On defense, he registered 115 tackles, six interceptions and four touchdowns ... Played in the Florida-Georgia All-Star game and was named captain of the defense ... Served as Apopka High's team captain ... In addition to football, he lettered in track and basketball ... Was a liberal arts major at Miami.

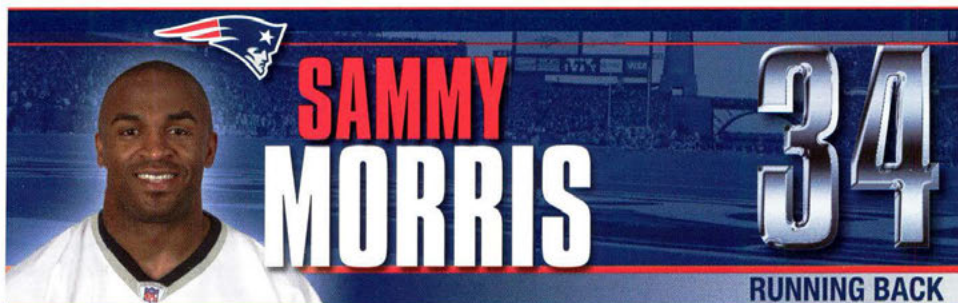
BRANDON MERIWEATHER

Pos: DB Ht: 5-11 Wt: 200 Year: 2nd Acq: D1-07 (24th) College: Miami (Fla.) Born: 1/14/84

Year	Team	G/S	TT	UT	A	S	Yds	No	Yds	Avg	Lg	TD	PD	FF	FR	Yds	TD	SpT
2007	Patriots	16/0	16	13	3	0.0	0.0	0	0	0.0	0	0	3	0	0	0	0	18
Totals-1 year		16/0	16	13	3	0.0	0.0	0	0	0.0	0	0	3	0	0	0	0	18
POSTSEASON		TACKLES						INTERCEPTIONS						MISCELLANEOUS				
Year	Team	G/S	TT	UT	A	S	Yds	No	Yds	Avg	Lg	TD	PD	FF	FR	Yds	TD	SpT
2007	Patriots	3/1	8	6	2	0.0	0.0	0	0	0.0	0	0	1	0	0	0	0	2
Totals-1 year		3/1	8	6	2	0.0	0.0	0	0	0.0	0	0	1	0	0	0	0	2

MERIWEATHER'S CAREER GAME-BY-GAME

2007	Opponent	P/S	TT	UT	A	S	Yds	I	Yds	PD	FF	FR	SpT	W/L	Score		
09/09	at N.Y. Jets	p	1	1	0	-	-	-	-	-	-	-	3	W	38-14		
09/16	San Diego	p	1	1	0	-	-	-	-	-	-	-	1	W	38-14		
09/23	Buffalo	p	3	1	2	-	-	-	-	-	-	-	-	W	38-7		
10/01	at Cincinnati	p	3	3	0	-	-	-	-	-	-	-	1	W	34-13		
10/07	Cleveland	p	0	0	0	-	-	-	-	-	-	-	1	W	34-17		
10/14	at Dallas	p	0	0	0	-	-	-	-	-	-	-	2	W	48-27		
10/21	at Miami	p	2	2	0	-	-	-	-	-	-	-	1	W	49-28		
10/28	Washington	p	0	0	0	-	-	-	-	-	-	-	-	W	52-7		
11/04	at Indianapolis	p	0	0	0	-	-	-	-	-	-	-	1	W	24-20		
11/18	at Buffalo	p	1	1	0	-	-	-	-	-	-	-	1	W	56-10		
11/25	Philadelphia	p	0	0	0	-	-	-	-	-	-	-	-	-	W	31-28	
12/03	at Baltimore	p	0	0	0	-	-	-	-	-	-	-	1	-	W	27-24	
12/09	Pittsburgh	p	0	0	0	-	-	-	-	-	-	-	-	-	W	34-13	
12/16	N.Y. Jets	p	0	0	0	-	-	-	-	-	-	-	1	-	W	20-10	
12/23	Miami	p	2	2	0	-	-	-	-	-	-	-	1	-	W	28-7	
12/29	at N.Y. Giants	p	3	2	1	-	-	-	-	-	-	-	-	-	W	38-35	
2007 Totals		16/0	16	13	3	0.0	0.0	0	0	0	0	0	3	0	0	18	16-0
01/12	Jacksonville	p	1	1	0	-	-	-	-	-	-	-	-	1	W	31-20	
01/20	San Diego	p	4	2	2	-	-	-	-	-	-	-	-	1	W	21-12	
02/03	N.Y. Giants	s	3	3	0	-	-	-	-	-	-	-	1	-	L	14-17	
2007 Postseason		2/1	8	6	2	0	0	0	0	0	0	0	1	0	0	2	2-1



6-0 ➤ 220 lbs ➤ Born 3/23/77 ➤ Exp. (NFL/Patriots): 9/2
GP/GS (Playoffs): 100/25 (0/0) ➤ Acq: UFA (Miami)-07 ➤ Texas Tech ➤ San Antonio, Texas

CAREER TRANSACTIONS

Sammy Morris was signed by the Patriots as an unrestricted free agent on March 3, 2007 ... Originally was a fifth-round draft choice (156th overall) by the Buffalo Bills in the 2000 NFL Draft ... Signed a two-year contract with the Miami Dolphins as an unrestricted free agent on (3/12/04) ... Re-signed to a one-year contract with Miami on (4/3/06) ... Placed on the reserve/injured list (11/2/07).

CAREER HIGHLIGHTS

- Morris enters 2008 with 459 career rushes for 1,853 yards and 17 touchdowns and has also totaled 118 receptions for 827 yards and one touchdown.
- Morris enters 2008 with 106 career special teams tackles. He led the Buffalo Bills in special teams tackles for two seasons, totaling a career-best 31 in 2002 and finishing the season with 28 while serving as Buffalo's

special teams captain in 2001. He also led the Dolphins with 16 special teams stops in 2005.

- ✦ Morris had back-to-back 100-yard rushing games in his first season with New England in 2007, tallying 117 yards on Monday Night Football at Cincinnati (10/1) and following that up with a 102-yard performance less than a week later against Cleveland (10/7).
- ✦ In three seasons with Miami (2004-06), Morris started 14 of 41 games and rushed for a total of 1,081 yards and eight touchdowns on 240 carries. He also had 51 receptions for 340 yards as a Dolphin.
- ✦ Morris finished the 2006 season with a career-best 4.3 yards per carry, totaling 400 yards on 92 rushes, including a career-long 55-yard run.
- ✦ Morris set single-game career highs while playing for Miami against the Patriots on Dec. 10, 2006. In that game, he started at running back and ran for a career-high 123 yards on a career-high 25 carries.
- ✦ Morris had a solid ending to the 2006 season, when he started four times in the final six games and ran for 365 yards on 77 carries (4.7 avg) in those final six contests.
- ✦ Morris set single-season career highs in 2004, his first season with the Dolphins. That year, he started eight of 13 games and led Miami with 523 rushing yards on 132 carries and six touchdowns. All three of those figures represent career-highs entering 2007.
- ✦ As a rookie in 2000, Morris led all Buffalo running backs with 37 receptions for 268 yards and a touchdown. He also added 341 rushing yards on 93 carries that season.

SEASONAL REVIEWS

- ✦ **2007 (6/2, 0/0):** Played in six games, making two starts at running back before being placed on injured reserve Nov. 2, 2007 with a chest injury ... Made his Patriots debut while making 11 rushing attempts for 54 yards in a reserve role out of the backfield at the New York Jets (9/9) ... Made one special teams tackle ... Accounted for a bulk of the Patriots running attack with 51 yards on 10 carries and one touchdown in the Patriots' win over San Diego (9/16) ... Helped to ice the victory with his first touchdown in a Patriots' uniform with a 3-yard touchdown run ... Took in his second rushing touchdown in as many games on a 4-yard run in a win over Buffalo (9/23) ... Compiled the second 100-yard rushing game of his career, going for 117 yards on 21 carries and one touchdown in the Patriots' victory at Cincinnati (10/1) ... Tallied his third touchdown in as many games finishing off a 7-yard rush ... Broke off a season-long 49-yard run over right guard that set up a Mike Vrabel touchdown reception ... Made his first start at running back in a Patriots uniform and chewed up the field for his second straight 100-yard rushing performance and the third of his eight-year career by biting off 102 yards on 21 carries versus Cleveland (10/7) ... Extended the Patriots' streak of 100-yard rushing games to three ... Converted a key fourth and one from the Patriots' 29-yard line that set up a Benjamin Watson 25-yard touchdown reception ... Started at running back and registered 10 carries for 14 yards before being injured at Dallas (10/14).
- ✦ **2006 (12/4 - Miami):** Finished second on the Dolphins in rushing with 92 rushes for 400 yards and one touchdown ... Added 21 catches for 162 yards ... Tied for third on the team with eight special teams tackles ... Led the Dolphins in rushing four times and in receptions once ... Started at running back four times (including three games in place of the injured Ronnie Brown) ... In those three starts when Brown was inactive he rushed for 241 yards on 57 carries ... Had one rush for five yards and added one reception for 44 yards against Green Bay (10/22) ... The 44-yard catch was the longest reception of his career, surpassing

EXTRA POINTS



- ✦ In the 2008 offseason, Sammy hosted a football camp in Lubbock, Texas.
- ✦ Sammy made a surprise visit in June 2008 to Langley Air Force Base to visit his brother, Brien, and other troops stationed there.
- ✦ Sammy plans to attend the Dallas Theological Seminary in order to pursue a career in counseling following his playing days. He feels as though he can use what he has learned during his NFL career to assist others off the field.

his previous long reception of 24 yards, accomplished three previous times ... Played extensively following a hand injury to Ronnie Brown against Detroit (11/23) and responded by leading the Dolphins in rushing with 12 carries for 91 yards, including a career-long 55-yard run ... His 91 yards at the time tied his single game career high, which he first attained at Buffalo (10/17/04) ... His 55-yard run surpassed his previous career best, a 35-yard touchdown run at Baltimore (1/2/05) ... Led the Dolphins in rushing with 25 carries for 123 yards and one touchdown against New England (12/10) ... His 123 yards rushing was his single game career high and his first career 100-yard game, surpassing his previous best of 91 yards, which he accomplished twice previously ... Registered a 44-yard run, the second longest run of his career ... Led the Dolphins in rushing and receptions with 20 carries for 71 yards and five catches for 12 yards against Buffalo (12/17) ... His five receptions at the time tied for the second highest single-game total of his career.

- ✦ **2005 (16/2 - Miami):** Played in all 16 games, including two starts ... Rushed for 58 yards and a touchdown on 16 attempts and caught eight passes for 54 yards ... Led team with 16 special teams tackles, where he also forced a fumble ... Rushed for 14 yards on two carries in opener, including a nine-yard touchdown run in the fourth quarter that gave the Dolphins a 20-3 lead in their 34-10 victory over Denver (9/11) ... Posted four special teams tackles and a forced fumble in the 23-21 win over San Diego (12/11) ... Stripped the ball from Darren Sproles on a kickoff return in the third quarter, as Olindo Mare recovered the fumble at the Chargers' 24, leading to a Dolphins touchdown.
- ✦ **2004 (13/8 - Miami):** Started eight of the 13 games in which he played, serving primarily as a running back, backup fullback and special teamer ... Injuries thrust him into the starting lineup at running back for much of the year ... Led team with career-high figures of 523 yards rushing and six touchdowns on 132 attempts ... Average per rush attempt of 4.0 also was the best of his NFL career ... Added 22 receptions for 124 yards and one kickoff return for 27 yards ... Moved into starting spot at halfback against Buffalo (10/17), his first start since the 2001 season. Responded with a then career-high 91 yards rushing on 18 attempts, while also catching two passes for 28 yards ... Compiled 83 yards rushing on a career-high 28 attempts, including an eight-yard touchdown run in the first quarter against St. Louis (10/24) ... Scored from two yards out and one yard away against New England (12/20), marking the first time in his career he recorded two rushing touchdowns in a game. His one-yard run with 2:07 to play in the game brought the Dolphins to within five points of the lead at 28-23 in a game they would go on to win, 29-28 ... Recorded career-high figures of six receptions for 46 yards ... Concluded the season with 89 rushing yards and a touchdown on 12 carries for a season-best 7.4-yard average per rush attempt against Baltimore (1/2). ... The touchdown run came on a then career-long 35-yard jaunt.

SAMMY MORRIS'S SINGLE-GAME CAREER HIGHS

Regular Season

Rushing

Attempts:	25	vs. New England (12/10/06)
Yards:	123	vs. New England (12/10/06)
Avg. (min. 10 att.):	7.6	at Detroit (11/23/06)
Long:	55	at Detroit (11/23/06)
Touchdowns:	2	vs. New England (12/20/04)

Receiving

Receptions:	6	vs. New England (12/20/04)
Yards:	46	vs. New England (12/20/04)
Long:	44	vs. Green Bay (10/22/06)
Touchdowns:	1	at Minnesota (10/22/00)

➤ **2003 (9/0 – Buffalo):** Played in nine games, all in a reserve role with the Bills ... Was inactive for seven contests ... Rushed for 70 yards and a touchdown on 19 carries and caught 14 passes for 100 yards ... Added six kickoff returns for a 24.3-yard average with a long of 52 and nine tackles on special teams ... Scored his lone touchdown of the year on a seven-yard run against Indianapolis (11/23) ... Caught a season-high three passes for 23 yards and tallied three stops on special teams.

➤ **2002 (16/0 – Buffalo):** Played in all 16 games in a reserve role ... Served as Buffalo's special teams captain for the second consecutive year ... Rushed for five yards on two attempts and registered three receptions for 48 yards ... Led the Bills' special teams with 31 tackles ... Collected a season-high five special teams tackles against Denver (9/22).

➤ **2001 (16/1 – Buffalo):** Played in all 16 games, including one start ... Rushed for 72 yards on 20 carries and had seven receptions for 36 yards ... Served as a captain on special teams and led that unit with 28 tackles ... Started his only game of the season at running back and rushed the ball twice for four yards against the N.Y. Jets (10/7) ... Rushed for a season-high 28 yards on five carries against the N.Y. Jets (12/30).

➤ **2000 (12/8 – Buffalo):** Played in 12 games, including eight starts in his rookie season ... Rushed for 341 yards and five touchdowns on 93 attempts ... Caught 37 passes for 268 yards and a score ... Contributed 11 tackles on

special teams ... Rushing total ranked third on the team, while his reception figure was fourth on the club and tops among running backs ... Collected his first NFL start and rushed for nine yards on three carries and caught three passes for 11 yards against the N.Y. Jets (9/17) ... Scored his first career NFL touchdown on a three-yard run against Miami (10/8) ... That began a stretch of four straight games in which he had a touchdown run, the second-longest such streak by a rookie in Bills history, trailing only the five-game streak by Joe Cribbs in 1980 ... Amassed a season-high 60 rushing yards on eight attempts, including a 32-yard scoring run against San Diego (10/15) ... Had a pair of scores against the Vikings (10/22), when he ran for a one-yard touchdown and caught an 18-yard touchdown pass.

COLLEGE

Played two seasons at Texas Tech (1996, 1999) ... Played in nine games as a senior when he served as team captain ... Was second on the team that year with 562 yards rushing and three touchdowns on 140 carries ... Tallied 23 receptions for 386 yards and two touchdowns ... Sat out his entire junior season because of NCAA ineligibility ... Was named to the Big 12 Commissioner's Honor Roll for the fall semester ... Earned the team's Clint Ramsey Academic Effort Award following the season ... Appeared in the first eight games of his redshirt freshman season of 1996 and rushed for 226 yards and four touchdowns on 29 attempts.

PERSONAL

Samuel Morris III was born March 23, 1977 in San Antonio, Texas ... Attended John Jay High School in San Antonio, where he was named the San Antonio Offensive Player of the Year by the Express-News and the District 28-5A MVP as a senior ... Played both quarterback and running back during his prep career ... Was very active in the community during his tenure in Buffalo ... All four seasons, served as a spokesperson for "Hit the Books" summer reading program in which he visited libraries throughout western New York in July to help promote literacy ... Also was active with "Athletes in Action" and many holiday functions sponsored by the Bills ... Sammy's father, Samuel Morris II, was a staff sergeant in the Air Force ... His brother, Brien Morris, is a staff sergeant in the Air Force stationed at Langley AFB in Virginia ... Majored in communications ... Sammy and his wife Leslie have two daughters, Kiera and Jadyne, and a son, Sammy IV.

SAMMY MORRIS

Pos: RB Ht: 6-0 Wt: 220 Year: 9th Acq: UFA(MIA)-07 College: Texas Tech Born: 3/23/77

REGULAR SEASON			RUSHING					RECEIVING					KICK RETURNS					PUNT RETURNS					
Year	Team	G/S	No	Yds	Avg	Lg	TD	No	Yds	Avg	Lg	TD	No	Yds	Avg	Lg	TD	No	FC	Yds	Avg	Lg	TD
2000	Bills	12/8	93	341	3.7	32t	5	37	268	7.2	24	1	1	17	17.0	17	0	0	0	0	0.0	0	0
2001	Bills	16/1	20	72	3.6	10	0	7	36	5.1	11	0	0	0	0.0	0	0	0	0	0	0.0	0	0
2002	Bills	16/0	2	5	2.5	5	0	3	48	16.0	18	0	1	0	0.0	0	0	0	0	0	0.0	0	0
2003	Bills	9/0	19	70	3.7	12	1	14	100	7.1	24	0	6	146	24.3	52	0	0	0	0	0.0	0	0
2004	Dolphins	13/8	132	523	4.0	35t	6	22	124	5.6	24	0	1	27	27.0	27	0	0	0	0	0.0	0	0
2005	Dolphins	16/2	16	58	3.6	9t	1	8	54	6.8	18	0	0	0	0.0	0	0	0	0	0	0.0	0	0
2006	Dolphins	12/4	92	400	4.3	55	1	21	162	7.7	44	0	0	0	0.0	0	0	0	0	0	0.0	0	0
2007	Patriots	6/2	85	384	4.5	49	3	6	35	5.8	18	0	0	0	0.0	0	0	0	0	0	0.0	0	0
Totals-8 years			100/25	459	1853	4.0	55	17	118	827	7.0	44	1	9	190	21.1	52	0	0	0	0	0	0

Additional Statistics: Special Teams Tackles: Career (106); 2007 (1), 2006 (8), 2005 (16), 2004 (2), 2003 (9), 2002 (31), 2001 (28); 2000 (11).

POSTSEASON		RUSHING						RECEIVING					KICK RETURNS					PUNT RETURNS					
Year	Team	G/S	No	Yds	Avg	Lg	TD	No	Yds	Avg	Lg	TD	No	Yds	Avg	Lg	TD	No	FC	Yds	Avg	Lg	TD
2007	Patriots	0/0						Injured Reserve															
Totals-1 year		0/0	0	0	0.0	0	0	0	0	0.0	0	0	0	0	0.0	0	0	0	0	0	0.0	0	0

MORRIS' CAREER GAME-BY-GAME

2000	Opponent	P/S	Rushing					TD	Receiving				
			No	Yds	Avg	Lg			No	Yds	Avg	Lg	
09/03	Tennessee	p	2	11	5.5	7	0		1	14	14.0	14	0
09/10	Green Bay	p	2	6	3.0	5	0		0	0	-	-	0
09/17	N.Y. Jets	s	3	9	3.0	3	0		3	11	3.7	6	0
10/01	Indianapolis	s	4	28	7.0	15	0		4	44	11.0	20	0
10/08	Miami	s	5	17	3.4	6	1		2	6	3.0	5	0
10/15	San Diego	s	8	60	7.5	32t	1		3	4	1.3	5	0
10/22	Atlanta	s	14	31	2.2	6	1		4	39	9.8	18t	1
10/29	N.Y. Jets	s	19	54	2.8	16	1		5	39	7.8	13	0
11/05	New England	s	10	45	4.5	20	0		4	41	10.3	20	0
11/12	Chicago	s	10	30	3.0	9	0		4	32	8.0	24	0
11/19	Kansas City		Inactive						Inactive				
11/26	Tampa Bay		Inactive						Inactive				
12/03	Miami		Inactive						Inactive				
12/11	Indianapolis	s	5	7	1.4	3	1		4	27	6.8	9	0
12/17	New England	p	11	43	3.9	13	0		3	11	3.7	4	0
12/23	Seattle		Inactive						Inactive				

2000 Totals 12/8 93 341 3.7 32t 5 37 268 7.2 24 1

2001	Opponent	P/S	Rushing					TD	Receiving				
			No	Yds	Avg	Lg			No	Yds	Avg	Lg	
09/09	New Orleans	p	1	2	2.0	2	0		3	1	0.3	4	0
09/23	Indianapolis	p	0	0	-	-	0		1	11	11.0	11	0
09/30	Pittsburgh	p	0	0	-	-	0		0	0	-	-	0
10/07	N.Y. Jets	s	2	4	2.0	3	0		0	0	-	-	0
10/18	at Jacksonville	p	0	0	-	-	0		0	0	-	-	0
10/22	San Diego	p	1	4	4.0	4	0		0	0	-	-	0
11/04	Indianapolis	p	0	0	-	-	0		0	0	-	-	0
11/11	New England	p	0	0	-	-	0		0	0	-	-	0
11/18	Seattle	p	2	13	6.5	9	0		1	11	11.0	11	0
11/25	Miami	p	1	0	0.0	0	0		1	5	5.0	5	0
12/02	at San Francisco	p	2	6	3.0	5	0		0	0	-	-	0
12/09	Carolina	p	2	4	2.0	3	0		0	0	-	-	0
12/16	New England	p	0	0	-	-	0		1	8	8.0	8	0
12/23	Atlanta	p	2	2	1.0	2	0		0	0	-	-	0
12/30	N.Y. Jets	p	5	28	5.6	10	0		0	0	-	-	0
01/06	at Miami	p	2	9	4.5	9	0		0	0	-	-	0

2001 Totals 16/1 20 72 3.6 10 0 7 36 5.1 11 0

2002	Opponent	P/S	Rushing					TD	Receiving				
			No	Yds	Avg	Lg			No	Yds	Avg	Lg	
09/08	N.Y. Jets	p	0	0	-	-	0		0	0	-	-	0
09/15	at Minnesota	p	0	0	-	-	0		0	0	-	-	0
09/22	at Denver	p	0	0	-	-	0		0	0	-	-	0
09/29	Chicago	p	0	0	-	-	0		0	0	-	-	0
10/06	Oakland	p	0	0	-	-	0		0	0	-	-	0
10/13	at Houston	p	0	0	-	-	0		0	0	-	-	0
10/20	at Miami	p	0	0	-	-	0		0	0	-	-	0
10/27	Detroit	p	0	0	-	-	0		1	16	16.0	16	0
11/03	New England	p	0	0	-	-	0		2	32	16.0	18	0
11/17	at Kansas City	p	0	0	-	-	0		0	0	-	-	0
11/24	N.Y. Jets	p	1	5	5.0	5	0		0	0	-	-	0
12/01	Miami	p	0	0	-	-	0		0	0	-	-	0
12/08	New England	p	0	0	-	-	0		0	0	-	-	0
12/15	San Diego	p	0	0	-	-	0		0	0	-	-	0
12/22	at Green Bay	p	1	0	0.0	0	0		0	0	-	-	0
12/29	Cincinnati	p	0	0	-	-	0		0	0	-	-	0

2002 Totals 16/0 2 5 2.5 5 0 3 48 16.0 18 0

2003	Opponent	P/S	Rushing					TD	Receiving				
			No	Yds	Avg	Lg			No	Yds	Avg	Lg	
09/07	New England	p	2	14	7.0	10	0		2	25	12.5	24	0
09/14	at Jacksonville	p	1	-2	-2.0	-2	0		0	0	-	-	0
09/21	at Miami		Inactive						Inactive				
09/28	Philadelphia		Inactive						Inactive				
10/05	Cincinnati		Inactive						Inactive				
10/12	N.Y. Jets		Inactive						Inactive				
10/19	Washington		Inactive						Inactive				
10/26	at Kansas City	p	3	9	3.0	5	0		1	7	7.0	7	0
11/09	at Dallas	p	3	12	4.0	12	0		2	14	7.0	18	0
11/16	Houston	p	2	10	5.0	5	0		1	4	4.0	4	0
11/23	Indianapolis	p	1	7	7.0	7t	1		3	23	7.7	14	0
11/30	N.Y. Giants		Inactive						Inactive				
12/07	N.Y. Jets		Inactive						Inactive				
12/14	Tennessee	p	1	1	1.0	1	0		3	13	4.3	11	0
12/21	Miami	p	2	2	1.0	6	0		1	6	6.0	6	0
12/27	New England	p	4	17	4.3	7	0		1	8	8.0	8	0

2003 Totals 9/0 19 70 3.7 12 1 14 100 7.1 24 0

2004	Opponent	P/S	Rushing					TD	Receiving				
			No	Yds	Avg	Lg			No	Yds	Avg	Lg	
09/11	Tennessee	p	1	2	2.0	2	0		1	6	6.0	6	0
09/19	at Cincinnati	p	0	0	-	-	0		0	0	-	-	0
09/26	Pittsburgh		Inactive						Inactive				
10/03	N.Y. Jets	p	1	-1	-1.0	-1	0		0	0	-	-	0
10/10	at New England	p	3	7	2.3	5	0		0	0	-	-	0
10/17	at Buffalo	s	18	91	5.1	25	0		2	28	14.0	24	0
10/24	St. Louis	s	28	83	3.0	9	1		3	8	2.7	7	0
11/01	at N.Y. Jets	s	11	48	4.4	16	0		3	12	4.0	7	0
11/07	Arizona	s	16	56	3.5	15	1		3	6	2.0	9	0
11/21	at Seattle	s	7	16	2.3	13	0		0	0	-	-	0
11/28	at San Francisco		Inactive						Inactive				
12/05	Buffalo		Inactive						Inactive				
12/12	at Denver	p	9	36	4.0	12	1		0	0	-	-	0
12/20	New England	s	9	27	3.0	12	2		6	46	7.7	15	0
12/26	Cleveland	s	17	69	4.1	13	0		3	5	1.7	6	0
01/02	Baltimore	s	12	89	7.4	35t	1		1	13	13.0	13	0

2004 Totals 13/8 132 523 4.0 35t 6 22 124 5.6 24 0

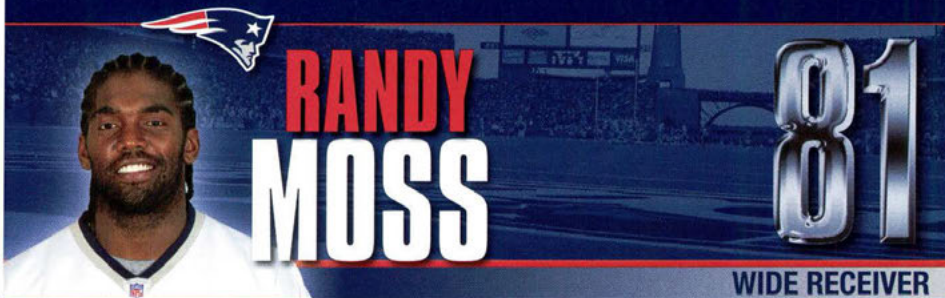
2005	Opponent	P/S	Rushing					TD	Receiving				
			No	Yds	Avg	Lg			No	Yds	Avg	Lg	
09/11	Denver	p	2	14	7.0	9t	1		0	0	-	-	0
09/18	at N.Y. Jets	p	4	23	5.8	7	0		0	0	-	-	0
09/25	Carolina	p	5	10	2.0	6	0		1	18	18.0	18	0
10/09	at Buffalo	p	0	0	-	-	0		1	8	8.0	8	0
10/16	at Tampa Bay	p	0	0	-	-	0		2	18	9.0	15	0
10/21	Kansas City	p	0	0	-	-	0		0	0	-	-	0
10/30	at New Orleans	p	0	0	-	-	0		0	0	-	-	0
11/06	Atlanta	s	0	0	-	-	0		2	10	5.0	8	0
11/13	New England	p	0	0	-	-	0		0	0	-	-	0
11/20	at Cleveland	p	0	0	-	-	0		1	-5	-5.0	-5	0
11/27	at Oakland	p	0	0	-	-	0		0	0	-	-	0
12/04	Buffalo	p	0	0	-	-	0		0	0	-	-	0
12/11	at San Diego	p	0	0	-	-	0		0	0	-	-	0
12/18	N.Y. Jets	p	0	0	-	-	0		0	0	-	-	0
12/24	Tennessee	p	5	11	2.2	7	0		1	5	5.0	5	0
01/01	at New England	p	0	0	-	-	0		0	0	-	-	0

2005 Totals 16/2 16 58 3.6 9t 1 8 54 6.8 18 0

2006	Opponent	P/S	No	Yds	Avg	Lg	TD	No	Yds	Avg	Lg	TD
10/08	at New England	p	2	5	2.5	3	0	0	0	-	-	0
10/15	at N.Y. Jets	p	5	2	0.4	3	0	1	7	7.0	7	0
10/22	Green Bay	p	1	5	5.0	5	0	1	44	44.0	44	0
11/05	at Chicago	p	1	3	3.0	3	0	1	-2	-2.0	-2	0
11/12	Kansas City	p	6	20	3.3	7	0	2	17	8.5	11	0
11/19	Minnesota	p	0	0	-	-	0	2	2	1.0	6	0
11/23	at Detroit	p	12	91	7.6	55	0	0	0	-	-	0
12/03	Jacksonville	s	12	47	3.9	17	0	3	20	6.7	8	0
12/10	New England	s	25	123	4.9	44	1	2	39	19.5	28	0
12/17	at Buffalo	s	20	71	3.6	17	0	5	12	2.4	6	0
12/25	N.Y. Jets	s	6	14	2.3	4	0	4	23	5.8	12	0
12/31	at Indianapolis	p	2	19	9.5	18	0	0	0	-	-	0
2006 Totals		12/4	92	400	4.3	55	1	21	162	7.7	44	0

2007	Opponent	P/S	No	Yds	Avg	Lg	TD	No	Yds	Avg	Lg	TD
Rushing												
09/09	at N.Y. Jets	p	11	54	4.9	13	0	2	11	5.5	6	0
	at Green Bay	p	10	54	5.4	14	1					

Receiving												
09/09	at N.Y. Jets	p	11	54	4.9	13	0	2	11	5.5	6	0
	at Green Bay	p	10	54	5.4	14	1					



6-4 > 210 lbs > Born 2/13/77 > Exp. (NFL/Patriots): 11/2
GP/GS (Playoffs): 154/148 (11/11) > Acq: TR (OAK)-07 > Marshall > Rand, W.Va.

PRO BOWLS:



CAREER TRANSACTIONS

Randy Moss was acquired by the Patriots from the Oakland Raiders on April 29, 2007 in exchange for a fourth-round selection in the 2007 NFL Draft (110th overall – DB John Bowie) ... Originally drafted by the Minnesota Vikings in the first round of the 1998 NFL Draft (21st overall) ... Traded by Minnesota to the Oakland Raiders on March 2, 2005 in exchange for linebacker Napoleon Harris, a first-round selection in the 2005 NFL Draft (seventh overall – WR Troy Williamson) and a seventh-round selection in the 2005 NFL Draft (219th overall – DB Adrian Ward) ... Re-signed by the Patriots (3/3/08).

CAREER HIGHLIGHTS

- Over his 10 NFL seasons, Moss has totaled 124 touchdown receptions on 774 career catches. His rate of one touchdown for every 6.24 receptions is the best in NFL history, surpassing Lance Alworth's rate of one touchdown every 6.38 receptions.
- In 2007, Moss caught an NFL-record 23 touchdown passes, surpassing Jerry Rice's previous record of 22 in 1987. Moss's contributions were a key part of the Patriots' setting several NFL single-season records, including most points in a season (589) and most touchdowns in a season (75) en route to completing the NFL's first 16-0 regular season and tying the league's all-time record with 18 total victories.
- Moss set a Patriots franchise record with 1,493 receiving yards in 2007, topping Stanley Morgan's previous mark of 1,491 yards in 1986. Moss also set team records for receiving touchdowns (23), overall touchdowns (23) and points scored by a non-kicker (138). His 98 receptions in 2007 ranked third on the franchise's all-time list.
- On Nov. 18, 2007, Moss caught four touchdown passes against Buffalo, setting a new career high and a new team record for most scoring catches in a game. All of his four touchdowns came in the first half, tying the NFL record for most touchdown catches before halftime and becoming the first player since Roy Green in 1983 to achieve the feat.
- Moss is one of five players in NFL history to record more than 120 receiving touchdowns and is one of 15 players in league annals to record more than 12,000 receiving yards. His 124 career receiving touchdowns rank fourth on the NFL's all-time list, his 12,193 career receiving yards rank 14th and his 774 career receptions rank 20th.
- Moss has recorded eight seasons with 1,000 or more receiving yards and has caught 10 or more touchdown passes in seven seasons. The Marshall product is the only player in NFL history to record 1,000 or more receiving yards in each of his first six NFL seasons.
- Moss was named to the Associated Press All-Pro Team following the 1998, 2000, 2003 and 2007 seasons and has earned six career Pro Bowl selections (1998, 1999, 2000, 2002, 2003, 2007).
- Moss was named AFC Player of the Month for November 2007, totaling 24 receptions for 316 yards and five touchdowns in three games during the month.
- Moss caught his 100th career touchdown pass while playing in his 132nd career game (10/8/06). Moss and Jerry Rice (100 touchdowns in 120 games) are the only two players in NFL history to record 100 touchdown receptions in fewer than 140 NFL games.
- Moss became the first receiver in league history to record 1,000-yard seasons in his first six years.
- Moss enters the 2008 season having recorded 55 games with 100 or more receiving yards, the third highest total in NFL history (trailing only Jerry Rice's 76 and Marvin Harrison's 59).
- Moss surpassed the 10,000 receiving yard plateau for his career at Denver (12/24/05), becoming the 25th player in NFL history to achieve the milestone.
- Moss enters 2008 having caught at least one pass in 150 of his 154 career regular season games played and in 161 of 165 games including playoffs.
- Moss was named the Most Outstanding Player of the 2002 Pro Bowl after setting records for catches (nine) and receiving yards (212) in the game along with scoring the final touchdown of the day in a 51-31 win by the NFC.
- Moss led the NFL in receiving touchdowns in 1998, 2000, 2003 and 2007. He led the NFC in receiving yards in 1999 (1,413) and 2002 (1,347). He led the NFC in receptions in 2002 (106) and ranked second in 2003 (111).
- Moss has caught three or more touchdown passes in a game six times, including a career-high four scoring catches at Buffalo on Nov. 18, 2007.
- In 154 career regular season games, Moss has 18 catches and 12 touchdowns of 60-plus yards, 34 catches

EXTRA POINTS

- Randy provided tickets, transportation and meals for 42 children from his home state of West Virginia to travel to the Patriots' game against the Cincinnati Bengals on Oct. 1, 2007.
- Randy's business interests include several franchises of Inta Juice, a Colorado-based juice bar chain, and Moss Motorsports LLC, a newly-formed NASCAR team that will compete in the Craftsman Truck Series.
- In the Spring of 2008, Randy was honored with a limited-edition envelope produced by the U.S. Postal Service and distributed at post offices in Charleston, W.Va. The envelope was unveiled at a ceremony during which Randy was honored for his commitment to the children of his home state.

and 23 touchdowns of 50-plus yards and 66 catches and 37 touchdowns of 40-plus yards.

- Moss joined the Patriots in 2007 after nine NFL seasons with the Minnesota Vikings (1998-2004) and Oakland Raiders (2005-06).

SEASONAL REVIEWS

➤ **2007 (16/16, 3/3):** Moved past Jerry Rice on the NFL's all-time single-season touchdown receptions list with his 23rd touchdown catch of the season at the New York Giants (12/29) ... With his 4-yard touchdown against the Giants (12/29), moved into 10th place on the NFL's all-time career touchdowns list with his 124th score ... Selected to his sixth Pro Bowl in 2007 while earning a spot on the Associated Press All-Pro team ... Established a new Patriots franchise record for receiving yards, finishing with 1,493 receiving yards ... Named AFC Offensive Player of the Month for November while averaging 105.3 receiving yards per game with 24 receptions and five touchdowns ... Named AFC Offensive Player of the Week twice (Wk. 9, Wk. 11) in 2007 ... Led the team in receiving yards eight times (at NYJ, vs. SD, vs. BUF, at CIN, at IND, at BUF, vs. PIT, vs. NYJ) and led or tied for the team lead in receptions eight times (at NYJ, vs. SD, at CIN, at IND, at BUF, at BAL, vs. NYJ, vs. MIA) ... Created a lasting impression in his Patriots debut at the New York Jets (9/9), tallying the third most receiving yards in a single game in team history with 183 yards and caught his first touchdown pass in a Patriots uniform on a 51-yard bomb from Tom Brady ... Racked up a team high 105 receiving yards with a pair of touchdowns, a 23-yard strike and a 24-yard score, against San Diego (9/16) ... Became the 19th player in NFL history to gain 11,000 or more receiving yards in a career on a 45-yard reception in the Patriots' win over Buffalo (9/23) and caught two touchdown passes for the second straight game ... Became the first player in NFL history to notch four straight 100-yard receiving game in his first four games with a new team at Cincinnati (10/1) ... Recorded his 700th career catch on a 17-yard hookup versus the Bengals and became the 27th player in NFL history to reach that mark ... Hauled in a 6-yard touchdown pass from Tom Brady at Dallas (10/14) for his eighth touchdown reception of the season, making him the first Patriot since Ben Coates to notch eight or more scoring catches in a single season ... Leaped over Dolphins safeties Renaldo Hill and Cameron Worrell and came down with a 35-yard touchdown reception at Miami (10/21) ... Turned in an equally awe-inspiring touchdown catch later in the game at the Dolphins with a one-handed grab for a 50-yard score ... Grabbed his 11th touchdown catch of the season on a 6-yard scoring strike from Tom Brady on a fake spike play against Washington (10/28) ... Pulled in his sixth 100-yard receiving game with a 145-yard performance on nine catches in the Patriots' come-from-behind win over Indianapolis (11/4) ... Hauled in his 12th touchdown pass of the season to tie the Patriots' single-season record versus the Colts ... Also came down with a jump ball on a 55-yard bomb that helped to set up a key Patriots touchdown ... Set a single-game career high and franchise record for touchdown receptions with four, all coming in the first half of the Patriots' victory over Buffalo (11/18) ... Became just the fifth player in NFL history to grab four touchdown receptions in the first half of a game ... Broke the Patriots' single-season touchdown receptions record held by Stanley Morgan with his 13th in just 10 games with his first of four touchdown receptions ... Credited with a pass defended as he batted away a Hail Mary try from J.P. Losman at the goal line ... Moved into the top 25 on the NFL all-time receptions list with his 744th career reception on a 7-yard catch in the second quarter of the Patriots' win over Philadelphia (12/25) ... Hauled in his 17th touchdown reception on a game-tying 3-yard strike in the Patriots' comeback win at Baltimore (12/3) ... Grabbed his second touchdown reception of the game on a 63-yard

AMONG ALL-TIME LEADERS

Randy Moss enters the 2008 season among the NFL's all-time leaders in two major receiving categories – career touchdown receptions and receiving yards per game. In his first 10 seasons, Moss caught 124 touchdown passes and became one of just five receivers in NFL history to break the 120-touchdown mark. Additionally, Moss enters 2008 averaging 79.2 receiving yards per game during his career, a mark that ranks third all-time.

NFL ALL-TIME LEADERS / RECEIVING TOUCHDOWNS

Player	Years	Team(s)	TDs
Jerry Rice	1985-2004	SF/OAK/SEA	197
Cris Carter	1987-2002	PHI/MIN/MIA	130
Terrell Owens	1996-2007	SF/PHI/DAL	129
Randy Moss	1998-2007	MIN/OAK/NE	124
Marvin Harrison	1996-2007	IND	123
Tim Brown	1988-2004	LA(A)/OAK/TB	100
Steve Largent	1976-1989	SEA	100

NFL ALL-TIME LEADERS / RECEIVING YARDS PER GAME (Minimum 100 Games Played)

Player	Years	Team(s)	Gms	Yds	Yd/G
Torry Holt	1999-2007	STL	142	11,864	83.5
Marvin Harrison	1996-2007	IND	175	13,944	79.7
Randy Moss	1998-2007	MIN/OAK/NE	154	12,193	79.2
Chad Johnson	2001-2007	CIN	108	8,365	77.5

NFL ALL-TIME LEADERS / 100-YARD RECEIVING GAMES

Player	Team(s)	Years	Gms
Jerry Rice	SF/OAK/SEA	1985-2004	76
Marvin Harrison	IND	1996-2007	59
Randy Moss	MIN/OAK/NE	1998-2007	55
Don Maynard	NYG/NYJ/STL	1958, 60-73	50

go-route from Tom Brady in the Patriots' win over Pittsburgh (12/9) ... Returned a perfect crossfield spiral to Brady on a double lateral that resulted in a 56-yard Jabar Gaffney touchdown reception against the Steelers ... Registered his 20th and 21st touchdown receptions of the season, placing him just one touchdown shy of Jerry Rice's NFL single-season record of 22 with an 11-yard and an 1-yard touchdown against Miami (12/23) ... Set the NFL all-time single-season touchdown receptions record with his 22nd and 23rd scoring catches of the season in the Patriots' comeback win at the New York Giants (12/29) ... Broke the NFL single-season record with his 23 touchdown of the season on a 65-yard go-route down the right hand sideline ... Tied Stanley Morgan's franchise record with his ninth 100-yard receiving game of the season in a six-catch, 100-yard performance against the Giants ... Made five catches for 62 yards and one touchdown against the Giants in Super Bowl XLII (2/3) including a go-ahead 6-yard scoring grab late in the fourth quarter.

➤ **2006 (13/13 – Oakland):** Started 13 games and logged 42 catches for 553 yards ... Moved to fifth all-time in the NFL for career touchdown receptions against San Francisco (10/8) ... Caught a five-yard touchdown against Cleveland (10/1) for his 100th career touchdown (99 touchdown receptions, 1 rushing) ... Had five catches for 52 yards against San Francisco (10/8) and caught his 100th touchdown reception ... Had seven catches for 129 yards and one touchdown against Arizona (10/22) ... Caught two passes for 28 yards against Cincinnati (12/10) before leaving the game with an ankle injury ... Inactive for the last three games.

➤ **2005 (16/15 – Oakland):** Played in all 16 games with 15 starts in his first season with the Raiders ... Led the team in receiving yards and receiving touchdowns ... Finished the

SOLID SEASON FOR MOSS

Randy Moss finished the 2007 regular season with an NFL-record 23 receiving touchdowns, topping Jerry Rice's previous NFL mark of 22 scoring catches in 1987.

NFL SINGLE-SEASON RECEIVING TOUCHDOWN LEADERS

Player	Team	Year	Gm	TD
Randy Moss	NE	2007	16	23
Jerry Rice	SF	1987	12	22
Sterling Sharpe	GB	1994	16	18
Mark Clayton	MIA	1984	15	18
Randy Moss	MIN	2003	16	17
Randy Moss	MIN	1998	16	17*

(Six others tied with 17 touchdown receptions) *NFL Rookie Record

year with 60 catches for 1,005 yards and eight touchdowns ... Became the first Raider since 2002 to top 1,000 receiving yards ... Topped 100 receiving yards four times and led the team in receiving yards eight times, including the first four games of the season ... Was on the receiving end of the team's three longest passes of the season ... Moved into 25th place on the NFL all-time receiving yardage list in Week 12 against Miami (11/27) ... A week later at San Diego (12/4), he topped 10,000 career yards from scrimmage ... On Christmas Eve at Denver (12/24), he became the fourth-fastest player in NFL history to reach 10,000 career receiving yards, doing so in his 124th career game ... Finished the season with a flourish, catching seven balls for 116 yards and two touchdowns on New Year's Eve against the New York Giants (12/31), pushing his season yardage total over 1,000 ... Started at wide receiver and topped the 100-yard mark in his Raiders debut against New England (9/8). Caught five passes for 130 yards and a touchdown ... Scored on just his second catch as a Raider when he hooked up with QB Kerry Collins on a 73-yard bomb in the second quarter ... Started at wide receiver, recording 100 receiving yards and a touchdown against Kansas City (9/18) ... Had five catches for 127 yards and caught a game-long 64-yard pass in the third quarter for the Raiders second touchdown of the game ... Started at wide receiver and caught four passes for 123 yards, averaging 30.8 yards per grab against Dallas (10/2) ... Recorded a season-long 79-yard reception on the Raiders second offensive play of the game, setting up the team's first score ... Started at wide receiver, and recorded fourth 100-plus yard receiving game of the season with seven receptions for 116 yards and a season-high two touchdowns against the N.Y. Giants (12/31) ... Surpassed the 1,000 receiving yard plateau with an 18-yard reception in the fourth quarter to finish the season with 1,005 receiving yards.

➤ **2004 (13/13, 2/2 – Minnesota):** Started 13 games and finished the season with 49 catches for 767 yards ... Caught 13 touchdown passes to lead the Vikings for the fifth straight season and the sixth time ... Ranked third in the NFC and tied for fifth in the NFL in receiving touchdowns ... Notched 10-plus touchdowns for the sixth time ... Broke the 100-yard receiving mark three times, with 119 against Chicago (9/26), 104 vs. Seattle (12/12) and 102 at Detroit (12/19) ... Caught a touchdown in 10 of the 11 games in which he caught a pass during the regular season ... Caught three passes of 50-plus yards and six of 40-plus ... Missed a game for the first time in his career when he was declared inactive at Indianapolis (11/8), breaking a streak of 107 consecutive games played ... Went over the century mark in receiving, hauling in seven passes for 119 yards and two scores against Chicago (9/26) ... Caught five passes for 90 yards and two touchdowns against Houston (10/10), marking his second consecutive game with multiple scores and the 22nd of his career ... Topped the 100-yard plateau for the second time in 2004, grabbing

four passes for 104 yards and a touchdown against Seattle (12/12) ... Notched the 41st 100-yard receiving day of his career, catching four passes for 102 yards and a score against Detroit (12/19) ... His touchdown came on an 82-yard strike, the longest reception of his career ... Caught a pair of touchdown passes in the NFC Wild Card playoff win over Green Bay (1/9), tying the Vikings single-game playoff record ... Set new Vikings playoff record with nine career playoff touchdown catches.

➤ **2003 (16/16 – Minnesota):** Started 16 league games and set career highs in receptions (111) and receiving yards (1,632) and tied a career high with 17 touchdown catches ... Selected to start for the NFC in Pro Bowl, his fifth selection in his first six seasons ... Named All-Pro by Associated Press for the third time ... Ranked second in the NFL in receptions and receiving yards, trailing only St. Louis' Torry Holt in both categories ... 1,632 yards broke his own Vikings single-season receiving yardage record, surpassing his previous mark of 1,437 in 2000 ... Went over the 1,000-yard mark again, making him the first NFL player to accomplish the feat in their first six seasons ... Set a Vikings record for fewest games needed to reach 1,000 yards receiving, accomplishing the feat in 10 games ... Tied Vikings receiving touchdowns record he already shared with 17 ... Caught a touchdown in 11 of the team's 16 games and had two or more scoring catches in five games on the season with the Vikings going 4-1 in those games ... Joined Cris Carter as the only Vikings player to post consecutive 100-plus-catch seasons ... Tied his own team record with eight games of 100-plus receiving yards ... Tied Vikings record with four straight games over 100 yards receiving ... Went over the 150-yard mark three times: 150 at Green Bay (9/7), 172 vs. San Francisco (9/28) and 151 vs. Denver (10/19), with the Vikings winning all three games ... Hauled in season-long 72-yard pass against the Detroit Lions (9/21) ... Had season-best 172 receiving yards and caught three touchdowns against San Francisco (9/28), marking his fifth career game with three touchdown catches ... Notched season-high 11 catches and topped the 100-yard mark with 120 receiving yards against San Diego (11/9).

➤ **2002 (16/16 – Minnesota):** Started all 16 league games and surpassed the 100-reception plateau for the first time in his career ... Totaled 106 catches for 1,347 yards and seven touchdowns ... Selected to the Pro Bowl for the fourth time ... Named All-NFC by Pro Football Weekly ... Led the NFC in receptions and receiving yards ... Became only the second Vikings player to break the 100-catch plateau ... Went over the 1,000-yard mark for the fifth straight season, the only NFL player to do so in each of his first five seasons ... Led or tied for the team lead in catches in 12 games ... Led or tied for team lead in receiving yards in 11 games ... Went over the 100-yard mark seven times, just short of his career-high eight in 2000 ... Went over the 100-yard mark in each of the final three games as the Vikings ended the season

ALL-TIME LEADER IN RECEPTIONS PER TD

Over his first 10 seasons entering 2008, Randy Moss averaged one touchdown for every 6.24 receptions, a total that is the best in NFL history among any receiver with at least 500 receptions.

ALL-TIME NFL LEADERS / RECEPTIONS PER TD

(Minimum 500 career receptions)

Player	Team(s)	Years	Rec	TD	Rec/TD
Randy Moss	MIN/OAK/NE	1998-2007	774	124	6.24
Lance Alworth	SD/DAL	1962-1972	542	85	6.38
Terrell Owens	SF/PHI/DAL	1996-2007	882	129	6.84
Nat Moore	MIA	1974-1986	510	74	6.89
Mark Clayton	MIA/GB	1983-1993	582	84	6.93

HONORS AND AWARDS

2007

Pro Bowl
Associated Press All-Pro: First Team
Pro Football Weekly/PFWA All-NFL Team
Sporting News All-Pro Team
USA Today All-Pro Team
ESPN.com All-Pro Team
Dr. Z's SI.com All-Pro Team
Pro Football Weekly/PFWA Most Valuable Player of the Year
NFL Alumni Wide Receiver of the Year
AFC Offensive Player of the Month (Nov.)
AFC Offensive Player of the Week (Wk. 9 & Wk. 11)

2003

Pro Bowl
Associated Press All-Pro: First Team

2002

Pro Bowl
Pro Football Weekly All-NFC Team

2001

NFC Offensive Player of the Week (Wk. 9)

2000

Pro Bowl
Associated Press All-Pro: First Team
USA Today All-Pro Team
College and Pro Football Newsweekly All-Pro Team

1999

Pro Bowl
Pro Bowl Most Valuable Player
USA Today All-Pro Team
NFC Offensive Player of the Week (Wk. 10)

1998

Pro Bowl
Associated Press All-Pro: First Team
Associated Press Offensive Rookie of the Year
Rookie of the Year -- *Sports Illustrated*, *Sporting News*, *Pro Football Weekly*
PFWA NFC Rookie of the Year
Sports Illustrated All-Pro Team
USA Today All-Pro Team
Sporting News All-Pro Team
NFL Offensive Rookie of the Month (Nov.)
NFC Offensive Player of the Week (Wk. 11 & Wk. 12)

with a three game winning streak ... Caught a season-high 11 passes for 111 yards and a touchdown against Buffalo (9/15) ... Posted a season-best 134 receiving yards on nine catches against Atlanta (12/1) ... Tied a season high with 11 receptions and a pair of touchdowns, including the score that brought the Vikings within one point with five seconds left in the game against New Orleans (12/15) ... Also had a career-long 25-yard rush ... Caught a season-long 60-yard pass and threw the second touchdown pass of his career against Miami (12/21).

➤ **2001 (16/16 - Minnesota):** Started all 16 league games and went over the 1,000-yard receiving mark for the fourth straight season, setting an NFL record to start a career...Caught a then-career-high 82 passes for 1,233 yards and 10 touchdowns...Ranked fourth in the NFL in receiving touchdowns, sixth in receiving yards and seventh in receptions ... Went over the 100-yard mark four times, including a three-game stretch at Pittsburgh (12/2), vs. Tennessee (12/9) and at Detroit (12/16) ... Had seven of his 10 touchdown catches in the final eight games of the season...Set a Vikings record with three straight games with a 60-plus yard catch: at Pittsburgh (12/2), vs. Tennessee (12/9) and at Detroit (12/16) ... Named NFC Offensive Player of the Week for performance on Monday Night Football when he had a season-high 10 catches for 171

yards and three touchdowns against the N.Y. Giants (11/19) ... Completed a 29-yard pass in the regular season finale against Baltimore (1/7).

➤ **2000 (16/16, 2/2 - Minnesota):** Started all 16 games and caught 77 passes for 1,437 yards and 15 touchdowns ... Earned his third straight trip to the Pro Bowl ... Named to the Associated Press All-Pro team ... Named to *USA Today* All-Pro team ... Named to *College & Pro Football Newsweekly* All-Pro first team ... 1,437 receiving yards broke his own Vikings record, surpassing his previous total of 1,413 set the year before ... His 15 touchdowns are the second highest total of his career and led the NFL for the second time in his first three seasons ... Ranked second in the NFC in receiving yards and for scoring among non-kickers with 92 points and ranked sixth in the NFC in receptions ... Broke his own team record by going over 100 yards receiving in eight games, breaking his old mark of seven set in 1999 ... Had a season-high seven catches four times: at Detroit (10/1), at Tampa Bay (10/29), vs. Arizona (11/12) and at Dallas (11/23) ... Tied the team record for fewest games needed to reach 1,000 receiving yards in a season with 11 ... Hauled in seven catches for 168 yards, both season highs, and caught three touchdowns against Detroit (10/1) ... Tied a team record with his fourth straight 100-yard game when he posted seven catches for 144 yards and two touchdowns on Thanksgiving Day against Dallas (11/23) ... Had a pair of catches for 121 yards and two touchdowns in the divisional playoffs against New Orleans (1/6).

➤ **1999 (16/16, 2/2 - Minnesota):** Started every game and finished the season with 80 catches for 1,413 yards and 11 touchdowns ... Selected to the Pro Bowl for the second straight season and was named the game's Most Valuable Player ... Named to the *USA Today* All-Pro and All-Madden teams ... Broke team record for receiving yards in a season with 1,413 ... Set a new Vikings record for 100-yard receiving games in a season with seven ... He had 100-yard days vs. Detroit (1/2/00), vs. Green Bay (12/20), vs. San Diego (11/28), at Chicago (11/14), vs. San Francisco (10/24), vs. Chicago (10/10) and vs. Tampa Bay (10/3) ... Led or tied for team lead in receptions six times ... Led team in receiving yards in seven games ... Named NFC Offensive Player of the Week when he had career-highs with 12 catches for 204 yards against Chicago (11/14) ... His 204 yards were the second-most in Vikings history behind Sammy White's 210 vs. Detroit (11/176) ... Returned a punt 64 yards for a touchdown against Kansas City (12/12), marking the seventh punt returned for a score in Vikings history and the first since David Palmer's against NY Giants (9/29/96) ... Caught three passes for 44 yards and threw his first career touchdown pass, a 27-yard strike to Cris Carter against the N.Y. Giants (12/26) ... Registered a 127-yard receiving performance in wild card playoffs against Dallas (1/9) ... Joined Robert Smith as only the second Vikings tandem to have a 100-yard receiving and rushing day in team postseason history ... Notched a 188-yard receiving day in the divisional playoffs against St. Louis (1/16) ... Caught a 58-yard scoring pass, the third-longest pass play in Vikings playoff history.

➤ **1998 (16/11, 2/2 - Minnesota):** Played in all 16 games as a rookie, starting 11, and caught 69 passes for 1,313 yards and 17 touchdowns ... Led the NFL with 17 touchdown catches

RANDY MOSS' SINGLE-GAME CAREER HIGHS

Regular Season

Receptions:	12	at Chicago (11/14/99)
Yards:	204	at Chicago (11/14/99)
Average (min. 4 rec.):	38.0	at Green Bay (10/05/98)
Long:	82t	at Detroit (12/09/04)
Touchdowns:	4	at Buffalo (11/18/07)

MOSS PILES UP YARDS

Randy Moss's 1,493 receiving yards in 2007 set a Patriots single-season franchise record. Along with Wes Welker's 1,175 receiving yards, the Patriots had two 1,000-yard receivers for just the second time in team history (1979). Moss's 98 receptions in 2007 rank third on the Patriots' single-season list.

PATRIOTS SINGLE-SEASON RECEIVING YARD LEADERS

Player	Season	Yds	Rec.	TD
Randy Moss	2007	1493	98	23
Stanley Morgan	1986	1491	84	10
Troy Brown	2001	1199	101	5
Wes Welker	2007	1175	112	8
Ben Coates	1994	1174	96	7

... His 17 scoring catches tied a Viking single-season record ... Named Offensive Rookie of the Year by Associated Press, College & Pro Football Weekly and Football Digest ... Named Rookie of the Year by Sports Illustrated, The Sporting News, The Football News and Pro Football Weekly ... Named the Professional Football Writers of America's NFC Rookie of the Year ... Named All-Rookie by Pro Football Weekly, College & Pro Football Weekly, Football News and Football Digest ... Named All-Pro by Associated Press, Sports Illustrated, College & Pro Football Weekly, The Sporting News, Football Digest and USA Today ... Selected to Pro Football Weekly's All-NFC and All-NFL teams ... Named to the All-Madden Team ... Earned the NFL Alumni Best at Each Position Award for wide receivers ... Honored as the NFL Offensive Rookie of the Month for November ... Named the NFC Offensive Player of the Week for back-to-back performances vs. Green Bay (11/22) and at Dallas (11/26) ... Set new NFL record for touchdown receptions by a rookie with 17, breaking the mark of 13 ... His 17 touchdowns and Cris Carter's 12 touchdowns set a new NFL record for most touchdown catches by a tandem with 29 ... Set a new team record for rookie receiving yards with 1,313 ... Set a team record for touchdown catches by a rookie, breaking the mark of 10 ... Tied Minnesota record for most three touchdown games in a career with two ... Set a team record for most games with a touchdown catch in a season with 11, breaking the old record of 10 ... Tied Vikings record for most consecutive games with a touchdown catch with seven ... Set a Vikings rookie record for most two-touchdown games with four ... Broke a Vikings rookie record for 100-yard receiving days in a season with four ... Set a Vikings record for most 40-plus yard plays with 14, breaking the old mark of nine ... Broke team record for touchdowns of 40-plus yards with 10, breaking the record of five set in 1969 ... Tied record for most 50-plus yard plays and 50-plus yard touchdowns with five each ... Led team in receiving yards nine times on the season (including playoffs) ... Burst onto the

NFL scene with four catches for 95 yards and two touchdowns in his professional debut against Tampa Bay (9/6). Became the first Vikings rookie to score two touchdowns in his first game in the NFL and only the fourth player in team history to score in his debut ... Caught first NFL pass, an 11-yarder on the third play of the game. His next catch, two drives later, was a 48-yard touchdown ... Collected his first 100-yard receiving day of his career on Monday Night Football when he pulled in five catches for 190 yards and two scores against Green Bay (10/5) ... Earned Player of the Week accolades with eight catches for 153 yards and a score against Green Bay (11/22) ... All three of his receptions went for touchdowns on Thanksgiving Day against Dallas (11/26) ... Each scoring strike was longer than 50 yards (51, 56 and 56) and he tied the Vikings record for touchdown catches in a game by a rookie with three ... Set Vikings record for highest average per catch in a game with 54.3 yards per catch (three for 163), breaking the old mark of 53.0 (three for 159) ... Set a team record as the first Viking to catch three touchdowns in back-to-back games when he grabbed three scores against Chicago (12/6).

COLLEGE

In two seasons at Marshall (1996-97), Moss re-wrote the school record book and proved to be one of the most productive receivers in NCAA history ... Caught 168 passes for 3,467 yards and 53 touchdowns in his Marshall career ... In 1996, finished with 78 receptions for 1,709 yards and 28 touchdowns as Marshall claimed the national championship in the school's final season in Division I-AA ... Totaled 90 receptions for 1,647 yards and 25 touchdowns in 1997, as the Thundering Herd won the MAC championship in its inaugural season in Division I-A ... Selected as a consensus first team All-American in 1996 and 1997 ... Finished fourth in the 1997 Heisman Trophy voting behind Charles Woodson, Peyton Manning and Ryan Leaf ... Received the 1997 Fred Biletnikoff Award ... His 25 receiving touchdowns in 1997 broke the NCAA Division I single season record of 23.

PERSONAL

Randy G. Moss was born on February 13, 1977 in Rand, West Virginia ... Earned all-state honors at DuPont (Rand, W. Va.) High ... Chosen West Virginia High School Football Player of the Year as a senior ... Twice selected the state's Basketball Player of the Year ... Played basketball alongside Miami Heat point guard Jason Williams ... Lettered three times in basketball and football and lettered in both baseball and track ... Has a college football award named after him ... The Randy Moss Award is presented annually to the top return man in college football based on a vote of Division I-A sports information directors ... Has his own website: therealrandymoss.com ... In 2008, welcomed four children from the Make-A-Wish Foundation of Massachusetts to Gillette Stadium ... Majored in business administration at Marshall.

RANDY MOSS

Pos: WR Ht: 6-4 Wt: 210 Year: 11th Acq: TR(OAK)-07 College: Marshall Born: 2/13/77

REGULAR SEASON			RECEIVING							RUSHING							KICK RETURNS							PUNT RETURNS						
Year	Team	G/S	No	Yds	Avg	Lg	TD		No	Yds	Avg	Lg	TD		No	Yds	Avg	Lg	TD		No	FC	Yds	Avg	Lg	TD				
1998	Vikings	16/11	69	1313	19.0	61t	17		1	4	4.0	4	0		0	0	0.0	0	0		1	2	0	0.0	0	0				
1999	Vikings	16/16	80	1413	17.7	67t	11		4	43	10.8	15	0		0	0	0.0	0	0		17	4	162	9.5	64t	1				
2000	Vikings	16/16	77	1437	18.7	78t	15		3	5	1.7	9	0		0	0	0.0	0	0		0	0	0	0.0	0	0				
2001	Vikings	16/16	82	1233	15.0	73t	10		3	38	12.7	18	0		0	0	0.0	0	0		0	0	0	0.0	0	0				
2002	Vikings	16/16	106	1347	12.7	60	7		6	51	8.5	25	0		1	11	11.0	11	0		0	0	0	0.0	0	0				
2003	Vikings	16/16	111	1632	14.7	72	17		6	18	3.0	11	0		1	22	22.0	22	0		0	0	0	0.0	0	0				
2004	Vikings	13/13	49	767	15.7	82t	13		0	0	0.0	0	0		0	0	0.0	0	0		0	1	0	0.0	0	0				
2005	Raiders	16/15	60	1005	16.8	79	8		0	0	0.0	0	0		0	0	0.0	0	0		0	0	0	0.0	0	0				
2006	Raiders	13/13	42	553	13.2	51	3		0	0	0.0	0	0		0	0	0.0	0	0		0	0	0	0.0	0	0				
2007	Patriots	16/16	98	1493	15.2	65t	23		0	0	0.0	0	0		0	0	0.0	0	0		0	0	0	0.0	0	0				
Totals-10 years		154/148	774	12193	15.8	82t	124		23	159	6.9	25	0		2	33	16.5	22.0	0		18	7	162	9.0	64t	1				

RANDY MOSS (CONT.)

Pos: WR Ht: 6-4 Wt: 210 Year: 11th Acq: TR(OAK)-07 College: Marshall Born: 2/13/77

REGULAR SEASON		PASSING												
Year	Team	G/S	Att	Cmp	Yds	Yds/Att	Pct	TD	TD %	Int	Int %	Lg	Sacks	Rating
1998	Vikings	16/11	0	0	0	0.0	0.0	0	0.0	0	0.0	0	0/0	--
1999	Vikings	16/16	1	1	27	27.0	100.0	1	100.0	0	0.0	27	0/0	158.3
2000	Vikings	16/16	0	0	0	0.0	0.0	0	0.0	0	0.0	0	0/0	--
2001	Vikings	16/16	1	1	29	29.0	100.0	0	0.0	0	0.0	29	0/0	118.8
2002	Vikings	16/16	3	1	13	4.3	33.3	1	33.3	0	0.0	13	0/0	87.5
2003	Vikings	16/16	1	0	0	0.0	0.0	0	0.0	0	0.0	0	0/0	39.6
2004	Vikings	13/13	2	1	37	18.5	50.0	0	0.0	0	0.0	37	0/0	56.3
2005	Raiders	16/15	0	0	0	0.0	0.0	0	0.0	0	0.0	0	0/0	--
2006	Raiders	13/13	0	0	0	0.0	0.0	0	0.0	0	0.0	0	0/0	--
2007	Patriots	16/16	0	0	0	0.0	0.0	0	0.0	0	0.0	0	0/0	--
Totals-10 years		154/148	8	4	106	13.3	50.0	2	25.0	0	0.0	37	0/0	95.8

Additional Statistics: Passes Defensed (1); 2007 (1, 11/18/07 at Buffalo).

POSTSEASON		RECEIVING						RUSHING					KICK RETURNS					PUNT RETURNS					
Year	Team	G/S	No	Yds	Avg	Lg	TD	No	Yds	Avg	Lg	TD	No	Yds	Avg	Lg	TD	No	FC	Yds	Avg	Lg	TD
1998	Vikings	2/2	10	148	14.8	45	2	0	0	0.0	0	0	0	0	0.0	0	0	0	0	0	0.0	0	0
1999	Vikings	2/2	14	315	22.5	58	3	0	0	0.0	0	0	0	0	0.0	0	0	3	2	34	11.3	14	0
2000	Vikings	2/2	4	139	34.8	68	2	0	0	0.0	0	0	0	0	0.0	0	0	0	0	0	0.0	0	0
2004	Vikings	2/2	7	121	17.3	34	2	0	0	0.0	0	0	0	0	0.0	0	0	0	0	0	0.0	0	0
2007	Patriots	3/3	7	94	13.4	18	1	1	14	14.0	14	0	0	0	0.0	0	0	0	0	0	0.0	0	0
Totals-5 years		11/11	62	817	13.2	68	10	1	14	14.0	14	0	0	0	0.0	0	0	3	2	34	11.3	14	0

Moss has not attempted a pass in the postseason.


MOSS' CAREER GAME-BY-GAME


Year	Opponent	P/S	Rec	Yds	Avg	Lg	TD	W/L	Score
1996	Tampa Bay	p	4	95	23.8	48	2	W	31-7
09/13	at St. Louis	p	6	89	14.8	27	0	W	38-31
09/20	Detroit	p	5	37	7.4	19	1	W	29-6
09/27	at Chicago	s	2	52	26.0	44	1	W	31-28
10/05	at Green Bay	p	5	190	38.0	52	2	W	37-24
10/18	Washington	s	5	64	12.8	28	0	W	41-7
10/25	at Detroit	s	2	14	7.0	10	0	W	34-13
11/01	at Tampa Bay	s	2	52	26.0	41	0	L	27-24
11/08	New Orleans	p	1	6	6.0	6	0	W	31-24
11/15	Cincinnati	s	4	99	24.8	61	1	W	24-3
11/22	Green Bay	s	8	153	19.1	49	1	W	28-14
11/26	at Dallas	s	3	163	54.3	56	3	W	46-36
12/06	Chicago	s	8	106	13.3	34	3	W	48-22
12/13	at Baltimore	s	6	89	14.8	32	1	W	38-28
12/20	Jacksonville	s	3	72	24.0	43	1	W	50-10
12/26	at Tennessee	s	5	32	6.4	12	1	W	26-16
1998 Totals		16/11	69	1313	19.0	61	17		15-1
01/10	Arizona	s	4	73	18.3	45	1	W	41-21
01/17	Atlanta	s	6	75	12.5	31	1	L	27-30
1998 Postseason		2/2	10	148	14.8	45	2		1-1
Year	Opponent	P/S	Rec	Yds	Avg	Lg	TD	W/L	Score
09/12	at Atlanta	s	3	24	8.0	9	0	W	17-14
09/19	Oakland	s	4	86	21.5	29	0	L	17-22
09/26	at Green Bay	s	2	13	6.5	10	1	L	20-23
10/03	Tampa Bay	s	4	120	30.0	61	2	W	21-14
10/10	Chicago	s	8	122	15.3	27	0	L	22-24
10/17	at Detroit	s	10	125	12.5	36	1	L	23-25
10/24	San Francisco	s	1	24	24.0	24	0	W	40-16
10/31	at Denver	s	3	39	13.0	23	0	W	23-20
11/08	Dallas	s	6	91	15.2	47	2	W	27-17
11/14	Chicago	s	12	204	17.0	44	0	W	27-24
11/28	San Diego	s	7	127	18.1	60	1	W	35-27
12/06	at Tampa Bay	s	2	32	16.0	16	0	L	17-24
12/12	at Kansas City	s	5	76	15.2	23	1	L	28-31
12/20	Green Bay	s	5	131	26.2	57	2	W	24-20
12/26	at N.Y. Giants	s	3	44	14.7	25	0	W	34-17
01/02	Detroit	s	5	155	31.0	67	1	W	24-17
1999 Totals		16/16	80	1413	17.7	67	11		10-6
01/09	Dallas	s	5	127	25.4	58	1	W	27-10
01/16	at St. Louis	s	9	188	20.9	44	2	L	37-49
1999 Postseason		2/2	14	315	22.5	58	3		1-1
Year	Opponent	P/S	Rec	Yds	Avg	Lg	TD	W/L	Score
09/03	Chicago	s	4	89	22.3	66	0	W	30-27
09/10	Miami	s	6	87	14.5	23	1	W	13-7
09/17	at New England	s	2	20	10.0	13	0	W	21-13
10/01	at Detroit	s	7	168	24.0	61	3	W	31-24
10/09	Tampa Bay	s	5	118	23.6	42	1	W	30-23
10/15	at Chicago	s	4	29	7.3	13	1	W	28-16
10/22	Buffalo	s	5	110	22.0	39	1	W	31-27
10/29	at Tampa Bay	s	7	65	9.3	13	1	L	13-41
11/06	at Green Bay	s	6	130	21.7	42	0	L	20-26
11/12	Arizona	s	7	104	14.9	26	1	W	31-14
11/19	Carolina	s	5	106	21.2	38	1	W	31-17
11/23	at Dallas	s	7	144	20.6	52	2	W	27-15
11/30	Detroit	s	3	26	8.7	11	0	W	24-17
12/10	at St. Louis	s	4	63	15.8	32	1	L	29-40
12/17	Green Bay	s	4	136	34.0	78	1	L	28-33
12/24	at Indianapolis	s	1	42	42.0	42	1	L	10-31
2000 Totals		16/16	77	1437	18.7	78	15		11-5
01/06	New Orleans	s	2	121	60.5	68	2	W	34-16
01/14	at N.Y. Giants	s	2	18	9.0	13	0	L	0-41
2000 Postseason		2/2	4	139	34.8	68	2		1-1
Year	Opponent	P/S	Rec	Yds	Avg	Lg	TD	W/L	Score
09/09	Carolina	s	1	28	28.0	28	0	L	13-24
09/23	at Chicago	s	5	81	16.2	25	0	L	10-17
09/30	Tampa Bay	s	5	86	17.2	39	0	W	20-16
10/07	at New Orleans	s	4	48	12.0	29	1	L	15-28
10/14	Detroit	s	6	78	13.0	19	0	W	31-26
10/21	Green Bay	s	8	73	9.1	17	0	W	35-13
10/28	at Tampa Bay	s	3	49	16.3	25	1	L	14-41
11/11	at Philadelphia	s	7	95	13.6	29	1	L	17-48
11/19	N.Y. Giants	s	10	171	17.1	57	3	W	28-16
11/25	Chicago	s	4	25	6.3	10	0	L	6-13
12/02	at Pittsburgh	s	8	144	18.0	62	1	L	16-21
12/09	Tennessee	s	7	158	22.6	73	1	W	42-24
12/16	at Detroit	s	7	144	20.6	66	2	L	24-27
12/23	Jacksonville	s	3	34	11.3	14	0	L	3-33
12/30	at Green Bay	s	2	10	5.0	7	0	L	13-24
01/07	at Baltimore	s	2	9	4.5	7	0	L	3-31
2001 Totals		16/16	82	1233	15.0	73	10		5-11
Year	Opponent	P/S	Rec	Yds	Avg	Lg	TD	W/L	Score
09/08	at Chicago	s	6	58	9.7	33	1	L	23-27
09/15	Buffalo	s	11	111	10.1	31	1	L	39-45
09/22	Carolina	s	4	16	4.0	6	0	L	14-21
09/29	at Seattle	s	6	50	8.3	16	0	L	23-48
10/13	Detroit	s	9	83	9.2	25	0	W	31-24
10/20	at N.Y. Jets	s	4	86	21.5	46	0	L	7-20
10/27	Chicago	s	9	119	13.2	39	1	W	25-7
11/03	at Tampa Bay	s	4	41	10.3	20	0	L	24-38
11/10	N.Y. Giants	s	3	85	28.3	48	0	L	20-27
11/17	Green Bay	s	6	115	19.2	41	1	W	31-21
11/24	at New England	s	8	92	11.5	19	0	L	17-24
12/01	Atlanta	s	9	134	14.9	40	0	L	24-30
12/08	Green Bay	s	3	25	8.3	15	1	L	22-26
12/15	at New Orleans	s	11	113	10.3	33	2	W	32-31
12/21	Miami	s	7	110	15.7	60	0	W	20-17
12/29	at Detroit	s	6	109	18.2	56	0	W	38-36
2002 Totals		16/16	106	1347	12.7	60	7		6-10
Year	Opponent	P/S	Rec	Yds	Avg	Lg	TD	W/L	Score
09/07	at Green Bay	s	9	150	16.7	27	1	W	30-25
09/14	Chicago	s	4	27	6.8	16	0	W	24-13
09/21	at Detroit	s	3	85	28.3	72	0	W	23-13
09/28	San Francisco	s	8	172	21.5	59	3	W	35-7
10/05	at Atlanta	s	5	81	16.2	32	2	W	39-26
10/19	Denver	s	10	151	15.1	44	0	W	28-20
10/26	N.Y. Giants	s	7	125	17.9	35	2	L	17-29
11/02	Green Bay	s	6	87	14.5	43	1	L	27-30
11/09	at San Diego	s	11	120	10.9	23	1	L	28-40

MOSS' CAREER GAME-BY-GAME (CONT.)

11/23	Detroit	\$	5	56	11.2	27	0	W	24-14
11/30	at St. Louis	\$	10	160	16.0	23	1	L	17-48
12/07	Seattle	\$	8	133	16.6	47	2	W	34-7
12/14	at Chicago	\$	9	93	10.3	19	1	L	9-13
12/20	Kansas City	\$	7	111	15.9	30	2	W	45-20
12/28	at Arizona	\$	5	56	11.2	28	1	L	17-18
2003 Totals			16/16	111	1632	14.7	72	17	9-7
2004	Opponent	P/S	Rec	Yds	Avg	Lg	TD	W/L	Score
09/12	Dallas	\$	4	27	6.8	13	2	W	35-17
09/20	at Philadelphia	\$	8	69	8.6	22	1	L	16-27
09/26	Chicago	\$	7	119	17.0	44	2	W	27-22
10/10	at Houston	\$	5	90	18.0	50	2	W	34-28
10/17	at New Orleans	\$	2	89	44.5	46	1	W	38-31
10/24	Tennessee	\$	0	0	-	0	0	W	20-3
10/31	N.Y. Giants	\$	0	0	-	0	0	L	13-34
11/08	Indianapolis				Inactive			L	28-31
11/14	Green Bay				Inactive			L	31-34
11/21	Detroit				Inactive			W	22-19
11/28	Jacksonville	\$	4	40	10.0	15	1	W	27-16
12/05	at Chicago	\$	4	31	7.8	13	0	L	14-24
12/12	Seattle	\$	4	104	26.0	54	1	L	23-27
12/19	at Detroit	\$	4	102	25.5	82	1	W	28-27
12/24	Green Bay	\$	2	30	15.0	18	1	L	31-34
01/02	at Washington	\$	5	66	13.2	28	1	L	18-21
2004 Totals			13/13	49	767	15.7	82	13	8-8
01/09	at Green Bay	\$	4	70	17.5	34	2	W	31-17
01/16	at Philadelphia	\$	3	51	17.0	21	0	L	14-27
2004 Postseason			2/2	7	121	17.3	34	2	1-1
2005	Opponent	P/S	Rec	Yds	Avg	Lg	TD	W/L	Score
09/08	at New England	\$	5	130	26.0	73	1	L	20-30
09/18	Kansas City	\$	5	127	25.4	64	1	L	17-23
09/25	at Philadelphia	\$	5	86	17.2	31	0	L	20-23
10/02	Dallas	\$	4	123	30.8	79	0	W	19-13
10/16	San Diego	\$	0	0	-	0	0	L	14-27
10/23	Buffalo	\$	3	43	14.3	22	1	W	38-17
10/30	at Tennessee	\$	3	26	8.7	13	0	W	34-25
11/06	at Kansas City	\$	1	7	7.0	7	1	L	23-27
11/13	Denver	\$	6	87	14.5	29	1	L	17-31
11/20	at Washington	\$	3	40	13.3	26	0	W	16-13
11/27	Miami	\$	3	28	9.3	18	0	L	21-33
12/04	at San Diego	\$	7	74	10.6	24	0	L	10-34
12/11	at N.Y. Jets	\$	2	18	9.0	10	0	L	10-26
12/18	Cleveland	\$	1	28	28.0	28	1	L	7-9
12/24	at Denver	\$	5	72	14.4	24	0	L	3-22
12/31	N.Y. Giants	\$	7	116	16.6	44	2	L	21-30
2005 Totals			16/15	60	1006	16.8	79	0	4-12

2006	Opponent	P/S	Rec	Yds	Avg	Lg	TD	W/L	Score
09/11	San Diego	\$	4	47	11.8	20	0	L	0-27
09/17	at Baltimore	\$	2	32	16.0	16	0	L	6-28
10/01	Cleveland	\$	1	5	5.0	5	1	L	21-24
10/08	at San Francisco	\$	5	52	10.4	22	1	L	20-34
10/15	at Denver	\$	5	86	17.2	51	0	L	3-13
10/22	Arizona	\$	7	129	18.4	32	1	W	22-9
10/29	Pittsburgh	\$	2	20	10.0	11	0	W	20-13
11/06	at Seattle	\$	6	76	12.7	18	0	L	0-16
11/12	Denver	\$	1	8	8.0	8	0	L	13-17
11/19	at Kansas City	\$	0	0	-	-	0	L	13-17
11/26	at San Diego	\$	3	26	8.7	14	0	L	14-21
12/03	Houston	\$	4	44	11.0	21	0	L	14-23
12/10	at Cincinnati	\$	2	28	14.0	16	0	L	10-27
12/17	St. Louis				Inactive			L	0-20
12/23	Kansas City				Inactive			L	9-20
12/31	at N.Y. Jets				Inactive			L	3-23
2006 Totals			13/13	42	553	13.2	51	3	3-13
2007	Opponent	P/S	Rec	Yds	Avg	Lg	TD	W/L	Score
09/09	at N.Y. Jets	\$	9	183	20.3	51	1	W	38-14
09/16	San Diego	\$	8	105	13.1	24	2	W	38-14
09/23	Buffalo	\$	5	115	23.0	45	2	W	38-7
10/01	at Cincinnati	\$	9	102	11.3	20	2	W	34-13
10/07	Cleveland	\$	3	46	15.3	20	0	W	34-17
10/14	at Dallas	\$	6	59	9.8	14	1	W	48-27
10/21	at Miami	\$	4	122	30.5	50	2	W	49-28
10/28	Washington	\$	3	47	15.7	35	1	W	52-7
11/04	at Indianapolis	\$	9	145	16.1	55	1	W	24-20
11/18	at Buffalo	\$	10	128	12.8	43	4	W	56-10
11/25	Philadelphia	\$	5	43	8.6	11	0	W	31-28
12/03	at Baltimore	\$	4	34	8.5	19	1	W	27-24
12/09	Pittsburgh	\$	7	135	19.3	63	2	W	34-13
12/16	N.Y. Jets	\$	5	79	15.8	46	0	W	20-10
12/23	Miami	\$	5	50	10.0	16	0	W	28-7
12/29	at N.Y. Giants	\$	6	100	16.7	65	2	W	38-35
2007 Totals			16/16	98	1493	15.2	65	23	16-0
01/12	Jacksonville	\$	1	14	14.0	14	0	W	31-20
01/20	San Diego	\$	1	18	18.0	18	0	W	21-12
02/03	N.Y. Giants	\$	5	62	12.4	18	1	L	14-17
2007 Postseason			3/3	7	94	13.4	18	1	2-1





GENE MRUCZKOWSKI

64

GUARD/CENTER

6-2 > 305 lbs > Born 6/6/80 > Exp. (NFL/Patriots): 6/5
 GP/GS (Playoffs): 33/0 (4/0) > Acq: UFA(MIA)-08 > Purdue > Cleveland, Ohio
 Pronounced: Merch-KOWSKI

CAREER TRANSACTIONS

Gene Mruczkowski was signed by the Patriots as a rookie free agent on May 16, 2003 ... Placed on reserve/non-football injury list (8/26/03) ... Placed on injured reserve (11/25/03) ... Released by the Patriots (9/3/05) ... Re-signed by the Patriots (9/28/05) ... Released by the Patriots (10/8/05) ... Re-signed by the Patriots (11/15/05) ... Released by the Patriots (9/30/06) ... Re-signed by the Patriots (11/14/06) ... Released by the Patriots (11/18/06) ... Re-signed by the Patriots (12/2/06) ... Released by the Patriots (12/9/06) ... Re-signed by the Patriots (12/13/06) ... Released by the Patriots (9/1/07)

... Signed by the Miami Dolphins (9/2/07) ... Signed by the Patriots (6/6/08).

EXTRA POINTS

- Gene's brother, Scott Mruczkowski, was selected by the San Diego Chargers in the seventh round (242nd overall) of the 2005 NFL Draft.
- Gene was a teammate of fellow Patriots offensive lineman Matt Light at Purdue.

SEASONAL REVIEWS

➤ **2007 (15/0 – Miami):** Set a career high for games played, seeing action in 15 regular-season games, seeing reserve action on the offensive line with the Miami Dolphins ... Listed as a day-of-game inactive once ... Made his Dolphin debut in a reserve role at Washington (9/9).

➤ **2006 (1/0, 0/0):** Spent four stints on the Patriots active roster and played in one game while being listed as a day of game inactive on six occasions ... Was a member of the active roster during the playoffs, but was listed as a day of game inactive for all three postseason contests ... Saw his lone action of the season as a reserve on the offensive line against Houston (12/17/06).

➤ **2005 (7/0, 1/0):** Played in seven regular-season games and one playoff contest on special teams protection units and on the offensive line ... Released during final roster cuts (9/3), but returned to spend two stints with the team during the season (9/28-10/8 and 11/15 to the end of the year) ... Saw action as a reserve at guard and center against Miami (1/1) ... Member of an offensive line that allowed just one sack ... Saw action in a reserve role at center in the wild card playoff against Jacksonville (1/7).

➤ **2004 (10/0, 3/0):** Played in the final 10 games of the season, seeing reserve action on the offensive line and on field goal protection units ... Made his NFL debut (10/31) ... Participated on special teams protection units in the Patriots' 24-21 victory over the Eagles in Super Bowl XXXIX.

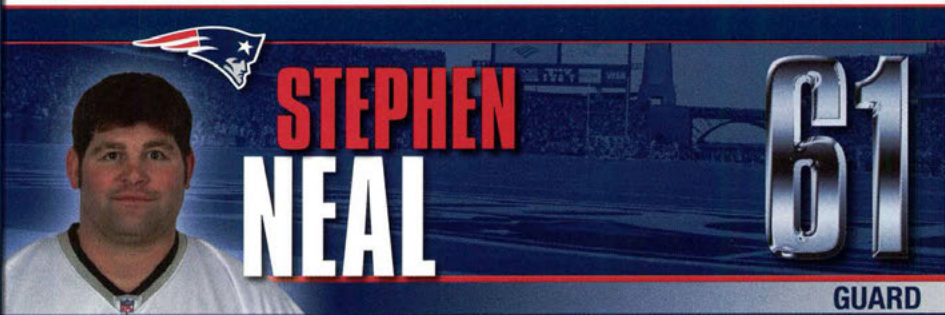
➤ **2003 (0/0):** Mruczkowski was placed on the reserve/non-football injury list with a leg injury (8/26) ... Was subsequently placed on injured reserve (11/25) and did not play in his rookie season.

COLLEGE

Started all 49 games in four years at Purdue ... Began his career at left guard before moving to center prior to his junior campaign ... As a senior, named honorable mention All-Big Ten by the media after starting all 13 games at center ... Opened holes for a Boilermaker rushing attack that amassed 2,861 yards and 26 touchdowns on the ground ... In 2001, started all 12 games at center after moving from left guard ... Selected honorable mention All-Big Ten by both the coaches and media as a sophomore after starting all 12 games at left guard ... Part of an offensive line that allowed Purdue quarterbacks to be sacked just 10 times in 528 pass attempts (one every 52.8 attempts) ... As a freshman, started all 12 games at left guard ... Selected second team Freshman All-American by The Sporting News ... In 1998, redshirted and did not play ... Received the team's Offensive Newcomer Award for the spring season.

PERSONAL

Gene Vincent Mruczkowski was born June 6, 1980 ... Named second team Academic All-American as a senior and sophomore ... Academic All-Big Ten all four years of his career in Lafayette ... Received the Purdue Kiwanis Citizenship award ... Two-time recipient of the Purdue Noble E. Kizer award for the top grade point average during the last two semesters ... Second team all-state, first team all-district and team co-captain as a senior at Benedictine (Cleveland, Ohio) High School ... Gene's brother, Scott, was drafted by San Diego in 2005 ... Majored in movement and sport sciences at Purdue ... Gene and his wife Stacey have a son, Andrew.



6-4 ➤ 305 lbs ➤ Born 10/9/76 ➤ Exp. (NFL/Patriots): 7/7
GP/GS: 55/52 (11/11) ➤ Acq: FA-01 ➤ Cal State-Bakersfield ➤ San Diego, Calif.

SUPER BOWLS:

01 03 04

CAREER TRANSACTIONS

Stephen Neal was originally signed by the Patriots as an undrafted free agent (7/23/01) ... Waived by the Patriots (8/26/01) ... Signed to the Philadelphia Eagles practice squad (9/4/01) ... Signed by the Patriots (12/12/01) from the Eagles practice squad ... Placed on injured reserve (10/23/02) ... Placed on reserve/physically unable to perform list (8/26/03) ... Placed on injured reserve (11/10/03).

CAREER HIGHLIGHTS

- Over the last four seasons (2004-07), Neal has started 51 games as part of a Patriots offensive line that for the first time in franchise history has allowed fewer than 30 sacks in three straight years.
- Neal contributed to a Patriots offense that set all-time NFL records with 589 points and 75 touchdowns in 2007.

- In 2007, Neal was part of a Patriots offensive line that helped the team average 4.10 yards per carry, the team's highest total since 1985.

EXTRA POINTS

- Steve was the Patriots' Ed Block Courage Award winner in 2007.
- Steve was a championship wrestler at Cal State-Bakersfield and did not play football in college. He compiled a 151-10 record during his wrestling career at CSUB, including two NCAA Division I titles.
- Steve won the Dan Hodge Award, known as the Heisman Trophy of wrestling in 1999.

- ✧ In 2006, Neal helped pave the way for the Patriots to record 1,969 rushing yards, the team's second highest total in the last 18 years.
- ✧ Neal was a primary starter on an offensive line that anchored the NFL's seventh-ranked offense in both 2004 and 2005.
- ✧ In 2004, Neal became a regular starter on an offensive line that paved the way for Corey Dillon to set the Patriots' single-season rushing record with 1,635 yards.
- ✧ Neal was an important part of an offensive line that allowed the team to average more than four yards per carry in 2004, the first time the team had achieved that feat in 19 seasons.
- ✧ In 2004, Neal was part of an offensive line that allowed just 26 sacks, the fewest by a Patriots squad in 10 years.

SEASONAL REVIEWS

✧ **2007 (8/8, 3/3):** Started at right guard in each of his eight games played in 2007 ... Played in the Patriots' first game of the season, games five through nine and games 11 and 12 ... Returned to start each of the Patriots' three playoff games ... Was part of a Patriots offensive line that allowed just 21 sacks, the fewest for the franchise in 30 years and the fewest in team history for a 16-game season ... Helped the Patriots set all-time records for points scored (589) as Tom Brady set an NFL record with 50 touchdown passes ... Started at right guard on an offensive line that did not allow a sack in 28 pass attempts in the Patriots' victory over the New York Jets (9/9) ... Returned to action and started at right guard against Cleveland (10/7) and helped to create holes for Sammy Morris' second straight 100-yard rushing game ... Contributed to an offensive line that created the protection for Tom Brady to throw for a franchise-record six touchdown passes at Miami (10/21) ... Part of an offensive line that led the offense to 34 first downs, a franchise record in the Patriots' win over Washington (10/28) ... Part of an offensive line that allowed Tom Brady to throw for 380 yards and paved the way for Laurence Maroney's game-winning 4-yard touchdown versus Philadelphia (11/25) ... Returned to action in the Patriots' win over Jacksonville (1/12) in the AFC Division playoffs and contributed to an offensive line that helped Laurence Maroney to his first 100-yard rushing playoff game ... Part of an offensive line that led Laurence Maroney to his second straight 100-yard rushing game in the Patriots' win over San Diego in the AFC Championship Game (1/20) ... Started at right guard in Super Bowl XLII (2/3) before leaving the game with an injury.

✧ **2006 (13/13, 3/3):** Started at right guard in all 13 games in which he played, missing three contests due to injury ... Missed games seven through nine ... Helped pave the way for the Patriots to record 1,969 rushing yards, the team's second highest total in the last 18 years ... Member of an offensive line that opened holes for Patriots' rushers to gain 183 rushing yards on 41 carries (4.5 yard avg.) against Buffalo (9/10) ... Part of an offensive line that allowed Patriots' rushers to gain 147 yards against the N.Y. Jets (9/17) ... Registered a special teams tackle in the victory ... Started at right guard and was a member of an offensive line that did not allow a sack despite 55 pass attempts against Denver (9/24) ... Member of an offensive front that opened holes for Patriots' ball carriers to gain 238 rushing yards on 41 carries at Cincinnati (10/1), marking New England's highest team rushing total in 13 seasons ... Part of an offensive line that did not allow a sack on 33 pass attempts against Chicago (11/26) ... Part of an offensive line that opened holes for Patriots' runners to gain 123 rushing yards on 25 carries (4.9 avg.) at Miami (12/10)

... Member of an offensive front that allowed Patriots' ball carriers to gain 171 rushing yards on just 31 carries (5.5 avg.) at Tennessee (12/31) ... Member of an offensive front that allowed Patriots' rushers to gain 158 rushing yards on 38 carries (4.2 avg.) in a wild card playoff victory over the Jets (1/7) ... Part of an offensive line that allowed just two sacks despite 51 pass attempts at San Diego (1/14) ... San Diego entered the game as the league leader in sacks.

✧ **2005 (16/16, 2/2):** Started all 16 regular-season games and both playoff games at right guard ... Was one of just two Patriots offensive linemen (Logan Mankins) to start every game ... Was part of an offensive line that allowed just 28 sacks ... Was a member of an offensive line that did not allow a sack on 38 pass attempts against Oakland (9/8) ... Part of an offensive line that provided enough protection to allow Tom Brady to pass for 372 yards against Pittsburgh (9/25) ... Member of an offensive front that opened holes for Corey Dillon to rush for 106 yards on 23 carries and provided enough pocket time for Tom Brady to throw for 350 yards and three touchdowns against Atlanta (10/9) ... Executed an excellent block to free Daniel Graham for his 45-yard touchdown play in the first quarter.

✧ **2004 (16/14, 3/3):** Played in all 16 games and started the final 14 contests at right guard ... Member of an offensive line that allowed Patriots' rushers to gain more than 200 rushing yards twice in 2004, 225 rushing yards against Cleveland (12/5) and 208 rushing yards against Buffalo (11/14), marking the first time in six years the team has exceeded 200 net yards rushing in a game ... Helped block for Corey Dillon to set the franchise record for single-season rushing yardage ... Played at both guard spots and was a part of an offensive line that opened holes for Corey Dillon to rush for 158 yards on 32 carries (4.9-yard avg.) against Arizona (9/19) ... Got his first start of the season at right guard and was a member of an offensive line that did not allow a sack on 30 pass attempts against Buffalo (10/3) ... Part of an offensive line that allowed Corey Dillon to rush for 115 yards on 22 carries (5.2-yard avg.) and executed a nice lead block to spring Corey Dillon for a 44-yard gain late in the third quarter against the N.Y. Jets (10/24) ... Part of an offensive line that allowed Patriots' ball carriers to amass 225 rushing yards against Cleveland (12/5), the most by New England in 11 years, since piling up 257 yards against Indianapolis on Dec. 26, 1993 ... Member of an offensive line that opened holes for Patriots' rushers to gain 210 yards on the ground on just 39 carries (5.4 avg.) against Indianapolis (1/16), the second best rushing performance in team playoff history ... Member of an offensive line that opened holes for Patriots' rushers to gain 112 yards on 28 carries in New England's 24-21 victory over the Eagles in Super Bowl XXXIX.

✧ **2003 (0/0):** Was placed on the physically unable to perform list during training camp (8/26) and was subsequently moved to injured reserve (11/10) ... Did not participate in any games due to injury.

✧ **2002 (2/1):** Made his NFL debut against Miami (10/6) ... Started in his first NFL game a week later against Green Bay (10/13) but left the game due to injury ... Placed on injured reserve (10/13).

✧ **2001 (0/0, 0/0 – New England; 0/0 – Philadelphia):** Signed by the Patriots as a rookie free agent (7/23) but was later waived (8/26) ... Signed to the Eagles practice squad (9/4) ... Signed to the Patriots active roster (12/12) ... Listed among the Patriots day of game inactives for the final three games of the regular season and all three postseason games, including Super Bowl XXXVI.

COLLEGE

Neal was a championship wrestler at Cal State-Bakersfield ... Did not play football in college ... Completed his CSUB wrestling career in style, winning his second NCAA Division I title and winning the Dan Hodge Award, known as the Heisman Trophy of wrestling ... Also won the U.S. Freestyle Championship, the Pan-American Games title and the World Championships ... In winning the Pan-Am Games, came from behind to defeat the defending world champion from Cuba ... Was 44-0 for CSUB in 1999 ... Broke CSUB's school record for pins in a season (31) and in a career (71) ... He also finished as the school record holder for career wins at CSUB with 156 ... Finished his career with an 88-match win streak, with 49 pins in that stretch ... Under his leadership, the team won its second Pac-10 title in 1999, and placed eighth at the NCAA Division I Championships, the team's third top eight finish in four years ... Went into the Pac-10 record books in 1999, becoming the conference's first four-time champion in the same weight class and just the second four-time champion ever ... He completed his career undefeated in Pac-10 competition with a record of 34-0, also best in conference history ... His career dual-meet record was 61-3, and 37-0 over his last two seasons (1998-99) ... Found success for the third consecutive year at the prestigious National Wrestling Coaches Association All-Star Classic, pinning Oklahoma's John Henry Ward in just 25 seconds ... He also won his third-straight Midlands Championships title, picking up the Dan Gable Outstanding Wrestler Award and the Gorriannan Award for the most falls in the least amount of time ... In 1998, he became just the third Roadrunner wrestler to complete an undefeated and untied season along with Olympians Joe

CAREER STATISTICS


Special Teams Tackles

Regular Season: Total (1); 2006 (1).

Gonzalez and John Azevedo ... Compiled a 151-10 record in four seasons at CSUB while earning All-America honors all four years ... Placed second at nationals as a sophomore and fourth as a freshman ... His academics earned accolades as well, as he was a four-time Academic All-American and a four-time Pac-10 Academic All-Conference first team ... His 3.24 grade point average earned him NWCA Student Athlete of the Year honors.

PERSONAL

Stephen Matthew Neal was born the son of Jack and Illys Neal on Oct. 9, 1976 in San Diego, Calif. ... A five-sport athlete at San Diego High School, he competed in wrestling, football, swimming, tennis and track and field ... Finished fourth in the state his senior year with a 45-2 record at 189 pounds ... Wrestled against 1998 Heisman Trophy winner Ricky Williams while wrestling at San Diego High ... Wrestled against former WWE Champion Brock Lesnar while at Cal State-Bakersfield ... Would like to become a college wrestling coach following his pro football career ... Majored in physical education at CSUB ... In 2008, spoke to over 500 Medford, Mass. Elementary school students on the importance of reading and staying in school ... Steve and his wife Jodee were married in 2002 and have two daughters, Colby and Jillian and a son, Gunnar.



RYAN
O'CALLAGHAN

68

TACKLE

6-7 ➤ 330 lbs ➤ Born 7/19/83 ➤ Exp. (NFL/Patriots): 3/3
GP/GS (Playoffs): 26/7 (3/0) ➤ Acq: D5-06 (136th) ➤ California ➤ Redding, Calif.

CAREER TRANSACTIONS

Ryan O'Callaghan was drafted by the New England Patriots in the fifth round (136th overall) in the 2006 NFL Draft ... Signed by the Patriots (7/19/06).

SEASONAL REVIEWS

➤ **2007 (15/1, 3/0):** Set a career high for games played, making 15 appearances in 2007, including one start at right tackle ... Appeared primarily as a reserve and on special teams protection units ... Played in every game except for Cincinnati (10/1) ... Played in a reserve role at right tackle in the Patriots' win over the New York Jets (9/9) ... Saw action on special teams coverage units and reported as an extra tackle on six offensive plays versus San Diego (9/16) ... Made his first start of the season at right tackle at the New York Giants (12/29) and contributed to an offensive line that only surrendered one sack to the league's top rated

pass rush in 43 dropbacks ... Played on special teams protection and return units in Super Bowl XLII (2/3).

➤ **2006 (11/6, 0/0):** Saw action in 11 games as a rookie,

EXTRA POINTS

- Ryan's father, Tom, was a catcher in the San Francisco Giants minor league system.
- After his senior season at Cal, Ryan was awarded the Morris Trophy, which is given to the most outstanding offensive and defensive linemen in the Pacific-10 Conference. What makes the award unique is the selection procedure, which has the starting defensive linemen in the Conference voting for the offensive winner and vice versa.

starting six contests at right tackle ... Started in games one through three and in games five through seven ... Dressed but did not see action in all three playoff games ... Helped pave the way for the Patriots to record 1,969 rushing yards, the team's second highest total in the last 18 years ... Started his first career game at right tackle in the Patriots' 19-17 victory over Buffalo (9/10) ... Member of an offensive line that opened holes for Patriots' rushers to gain 183 rushing yards on 41 carries (4.5 yard avg.) in that game ... Started at right tackle as part of an offensive line that allowed Patriots' rushers to gain 147 yards against the N.Y. Jets (9/17) ... Started at right tackle and was a member of an offensive line that did not allow a sack despite 55 pass attempts against Denver (9/24) ... Started at right tackle at Minnesota (10/30) and was a member of an offensive front that gave Tom Brady enough time to throw for 372 yards and tie his career high with four touchdown tosses ... Helped to pave the way for a running game that averaged 5.7 yards per carry, gaining 85 yards on just 15 rushes.

COLLEGE

Started 35 games for the University of California over four seasons (2002-05), missing only one game in his collegiate career ... In his final two seasons with the Bears, blocked for a 2,000-yard rusher (J.J. Arrington, 2004) and a pair of 1,000-yard performers (Marshawn Lynch and Justin Forsett, 2005) ... A two-time All-Pac-10 first team selection (2004-

05) ... Recorded a total of 44 touchdown-resulting blocks in his career ... Started all 11 games in which he played as a senior in 2005 ... All-Pac-10 Conference first-team selection ... Recipient of the Morris Trophy, given to the outstanding offensive and defensive linemen in the Pac-10 Conference ... All-American Dream Team selection by The NFL Draft Report ... Rated the best right tackle in college by The Poor Man's Guide to the NFL Draft ... Started all 12 games as a junior in 2004 ... First-team All-Pac-10 Conference selection ... Started 11 of 12 games as a sophomore in 2003 ... Appeared in all 12 games as a reserve offensive tackle as a redshirt freshman in 2002.

PERSONAL

Ryan O'Callaghan was born the son of Tom and Evelyn O'Callaghan on July 19, 1983 in Susanville, Calif. ... Attended Enterprise (Redding, Calif.) High School, where he earned Prep Star All-America honors and was rated the 10th-best offensive line prospect in the West as a senior ... Selected to play on the California state all-star team vs. Florida ... Was a dominant offensive tackle as a senior, allowing no sacks while registering 74 knockdown blocks for a 10-2 team in 2000 ... Led a rushing attack that averaged 240 yards per game in his senior season ... Participated in Blue Cross Blue Shield Field Day at Gillette Stadium in 2007, running football drills for over 300 children at the event ... Was an interdisciplinary studies major at the University of California.



6-2 > 260 lbs > Born 3/13/78 > Exp. (NFL/Patriots): 9/9
GP/GS (Playoffs): 125/0 (14/0) > Acq: FA-00 > Sacramento State > Orange, Calif.

SUPER BOWLS:

01 03 04

CAREER TRANSACTIONS

Lonie Paxton was signed as a rookie free agent by the New England Patriots on April 19, 2000 ... Re-signed by the Patriots (4/16/01) ... Re-signed by the Patriots (2/28/03) ... Placed on injured reserve (12/10/03).

CAREER HIGHLIGHTS

- > Paxton has snapped on 10 game winning field goals, including the game-winning 48-yarder at the end of Super Bowl XXXVI.
- > Paxton enters the 2008 season having played in 125 games for the Patriots, the second highest total of any player currently on the team (Tedy Bruschi, 176). Paxton's 125 games in a Patriots uniform tie Ted Johnson for the 31st highest total in franchise history.
- > Paxton's consistency helped Stephen Gostkowski set an NFL record with 74 successful extra points in 2007. He was a perfect 74-for-74.
- > Paxton snapped on every punt, extra point and field goal attempt in the 2000, 2001, 2002, 2004, 2005, 2006 and 2007 seasons.

EXTRA POINTS

- > In 2003, Lonie established the Active Force Foundation, a non-profit organization that engineers and donates special sports equipment to physically challenged athletes. For more information on the Foundation visit www.activeforce.org.
- > Lonie and a few friends built a tricked out BMX course in the backyard of his California home. During the 2007 offseason, he hosted Paxton's St. Patrick's Day Jam, which was a charity BMX event to help raise funds for his Active Force Foundation.
- > Lonie attends numerous extreme sports events as a representative for Red Bull energy drink. He plans to work with the company after his playing career is over and even has a fridge in his locker that is stocked with Red Bull throughout the season for himself and his teammates.

➤ Paxton's consistency helped the Patriots set a franchise record by hitting an NFL-best 93.9 percent of their field goals (31-of-33) in 2004. Including a 48-for-48 performance on extra points, the trio of Paxton, kicker Adam Vinatieri and holder Josh Miller produced 79 successful kicks in 81 attempts (97.5 percent).

➤ Paxton has recorded 13 career special teams tackles, including a career-high three in 2005 and 2006. Additionally, he has recorded three special teams tackles in the playoffs, including a career-high two in 2005.

➤ Paxton enters the 2008 season having handled long snapping duties for the Patriots for 64 straight regular-season games.

➤ Paxton handled the Patriots long-snapping duties for 61 consecutive games, spanning from his NFL debut in the 2000 season opener until Week 14 of the 2003 season.

SEASONAL REVIEWS

➤ **2007 (16/0, 3/0):** Played in all 16 regular-season games for the seventh time in eight seasons and connected on all of his snaps for the 2007 season ... His consistency helped Stephen Gostkowski set an NFL record with 74 extra points, going a perfect 74-for-74 on the season ... Saw action as the long snapper and contributed one special teams tackle, dropping T.J. Rushing after just an 11-yard gain on a punt return at Indianapolis (11/4) ... Made good on all of his snaps and helped Stephen Gostkowski set a single-game career record for extra points made and attempted at Buffalo (11/18) ... Was perfect on all of his snaps and made one special teams tackle against the New York Jets (12/16) ... Served as the long snapper against Miami (12/23) ... Made good on all of his snaps as Stephen Gostkowski knocked in a season-high three field goals at the New York Giants (12/29) ... Served as the long snapper in the Patriots' win over Jacksonville in the AFC Divisional playoffs (1/12) ... Made good on all of his snaps, serving as the team's long snapper in the win over San Diego in the AFC Championship Game (1/20) ... Successfully completed all of his snaps as the long snapper in Super Bowl XLII (2/3).

➤ **2006 (16/0, 3/0):** Played 16 games as long snapper, including his 100th career regular season game against Minnesota (10/30/06) ... His consistency helped rookie Stephen Gostkowski go eight-for-eight on field goals in the playoffs ... Tied for the team lead in special teams tackles twice (vs. DEN, at BUF) ... Served as the team's long snapper and collected a special teams tackle against Denver (9/24) ... Pinned the Broncos at their 2-yard line when he teamed with Willie Andrews to stuff Darrent Williams for a 4-yard loss on a punt return in the third quarter ... Collected a special teams tackle on coverage units against Miami (12/10) ... Snapped on Stephen Gostkowski's game-winning 31-yard field goal in the divisional playoffs at San Diego (1/14).

➤ **2005 (16/0, 2/0):** Saw action in all 16 games for the fifth time in six NFL seasons ... Recorded a career-high three special teams tackles in the regular season and added two more special teams tackles in the playoffs ... His consistency helped Josh Miller finish fourth in the NFL with a 45.1 punt average, a figure that ranks second in single-season Patriots history (Tom Tupa, 45.8, 1997) ... Made good on all of his long snaps against Atlanta (10/9), including on Adam Vinatieri's 29-yard game-winning field goal with 17 seconds left in the game ... Served as the long snapper in the wild card playoff against Jacksonville (1/7) ... Collected a special teams tackle and downed Adam Vinatieri's 24-yard pooch punt at the Jaguars 4-yard line in the first quarter.

➤ **2004 (16/0, 3/0):** Saw action as the long snapper in all 16 games for the fourth time in five seasons ... Recorded one special teams tackle in the playoffs and one in the regular season ... Recovered a fumble on punt coverage (1/7)

... His consistency helped Adam Vinatieri earn his second Pro Bowl nod after nailing an NFL-best and franchise record 93.9 percent of his field goal attempts (31-for-33) ... Vinatieri also led the NFL in scoring (141 points) ... Was successful on all of his snaps on field goals, extra points and punts ... Was perfect on all 11 of his long snaps in the Patriots' 41-27 AFC Championship victory over the Steelers (1/23) ... Registered a tackle on punt return coverage ... Made good on all 11 of his long snaps in the Patriots' 24-21 victory over the Eagles in Super Bowl XXXIX.

➤ **2003 (13/0, 0/0):** Snapped on every punt, extra point and field goal attempt for the first 13 games of the season ... Placed on injured reserve on Dec. 10, 2003 ... Recorded a special teams tackle against Tennessee (10/5) when he dropped Titans punt returner Justin McCareins ... Had clean snaps on all nine of his opportunities: two field goals, six punts and one extra point in the Patriots' thrilling 19-13 overtime victory over the Dolphins (10/19).

➤ **2002 (16/0):** Recorded clean snaps on all 137 chances ... Recorded one special teams tackle at Miami (10/6) ... Recorded clean snaps on all of his opportunities, including Adam Vinatieri's 35-yard game-winning field goal in overtime that gave the Patriots a dramatic 41-38 win over Kansas City (9/22) ... Registered clean snaps on all of his opportunities: five punts, four field goals and an extra point against Chicago (11/10). Snapped for Vinatieri's franchise-long, 57-yard field goal in the second quarter.

➤ **2001 (16/0, 3/0):** Handled long snapping duties in all 16 regular season games and all three postseason games ... Recorded one special teams tackle ... Recorded clean snaps on five punts, three extra points and four field goals, including Adam Vinatieri's 44-yard game-winning field goal in overtime against San Diego (10/14) ... Despite a heavy snow storm, made clean snaps on eight punts, one extra point and three field goals, including the game-tying kick at the end of regulation and the game-winning field goal in overtime in the divisional playoffs against Oakland (1/19) ... Handled the long snapping duties on Vinatieri's 48-yard game-winning field goal against the St. Louis Rams in Super Bowl XXXVI.

➤ **2000 (16/0):** Participated as the Patriots long snapper in all 16 games ... Snapped on every punt, extra point and field goal attempt during the 2000 season ... Made his NFL debut at long snapper and delivered the ball on nine punts, two field goal attempts and one extra point against Tampa Bay (9/3) ... Snapped the ball to Lee Johnson on a fake field goal attempt in the fourth quarter against Indianapolis (10/8) ... Johnson completed an 18-yard pass to Eric Bjornson, and the Patriots scored a touchdown on the next play ... Recorded a special teams tackle, bringing down Glyn Milburn on a punt return in the third quarter against Chicago (12/10).

COLLEGE

Paxton was a four-year starter for Sacramento State (1996-99) ... Served as the Hornets long snapper and started along the offensive line ... Started at guard in 1999 and helped Sacramento State lead the Big Sky conference and rank 13th in Division I-AA with a 234.2 rushing yards per game average ... The team also ranked second in the conference with 470.3 total yards per game and ranked 10th in I-AA ... In 1998, he was part of an offensive line that blocked for the I-AA rushing leader.

PERSONAL

Leonidas E. Paxton III was born the son of Karyn and Lonie Paxton in Orange, Calif. on March 13, 1978 ... Served as the team captain for the Centennial (Corona, Calif.) High football team ... Paxton has worked with the Shriners Children's Hospital in Davis, Calif. ... Both offensive and

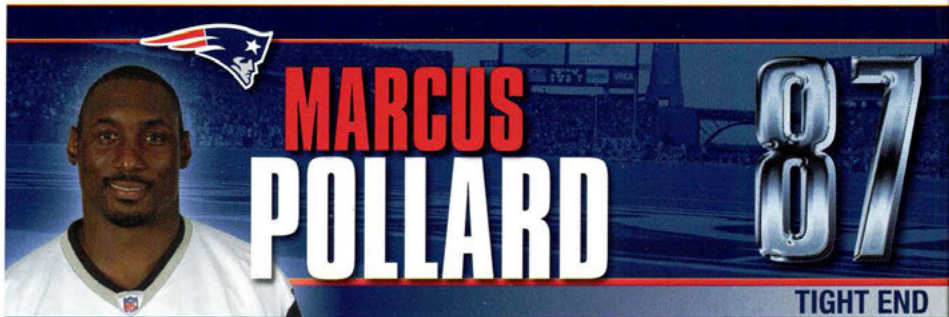
defensive starter for three seasons ... Earned Rookie of the Year honors as a freshman, junior of the year and lineman of the year as a senior ... Lonie captured fans' imaginations when he made a snow angel in the end zone following Adam Vinatieri's game-winning kick in the 2001 AFC divisional playoff game against the Raiders ... Majored in communications at Sacramento State.

CAREER STATISTICS

Special Teams Tackles

Regular Season: Total (13); 2000 (1), 2001 (1), 2002 (1), 2003 (1), 2004 (1), 2005 (3), 2006 (3), 2007 (2).

Playoffs: Total (3); 2004 (1), 2005 (2).



6-3 ✦ 255 lbs ✦ Born 2/8/72 ✦ Exp. (NFL/Patriots): 14/1
GP/GS (Playoffs): 191/133 (13/10) ✦ Acq: FA-08 ✦ Bradley ✦ Valley, Ala.

CAREER TRANSACTIONS

Marcus Pollard was signed by the Patriots as a free agent on April 23, 2008 ... Originally signed by the Indianapolis Colts as an undrafted free agent on Jan. 24, 1995 ... Waived by the Colts (8/22/95) ... Signed to the Colts' practice squad (8/28/95) ... Signed to the Colts' active roster from the practice squad (10/10/95) ... Signed by the Detroit Lions as an unrestricted free agent (3/7/05) ... Released by the Lions (3/3/07) ... Signed by the Seattle Seahawks (3/13/07).

CAREER HIGHLIGHTS

- ✦ Pollard enters the 2008 season as a veteran of 13 NFL seasons with the Indianapolis Colts (1995-2004), Detroit Lions (2005-06) and Seattle Seahawks (2007).
- ✦ Pollard enters 2008 having played in 191 career games with 133 starts and has caught 349 passes for 4,280 yards (12.3 avg.) and 40 touchdowns.
- ✦ Pollard has recorded eight career 100-yard receiving games and has also recorded 57 career special teams tackles.
- ✦ In 2007, Pollard played in 14 games with 10 starts for the Seahawks and led Seattle's tight ends with 28 receptions for 273 yards and two touchdowns.
- ✦ Pollard was the Detroit Lions' leading receiver in 2005 with 46 catches.
- ✦ During his two-year tenure with the Lions (2005-06), he caught 58 passes for 616 yards and three touchdowns.
- ✦ Pollard left the Colts after the 2004 season ranked second among the franchise's tight ends with 263 career receptions, third with 3,391 receiving yards and third with 35 touchdowns.
- ✦ Pollard played in all but six games for the Indianapolis Colts over a nine-year span from 1996-2004.
- ✦ Pollard set career highs in all receiving categories in 2001, catching 47 passes for 739 yards and eight touchdowns while starting all 16 games for the first time in his career.
- ✦ Pollard's average of 15.7 yards per catch in 2001 led all NFL tight ends with at least 40 receptions that season.

SEASONAL REVIEWS

✦ **2007 (14/10 – Seattle):** Started his first game for the Seahawks and led team with five receptions totaling 43 yards against Tampa Bay (9/9) ... Had two catches for 23 yards and a 14-yard TD, his first in a Seahawks uniform, at San Francisco (9/30) ... Had two receptions for 15 yards and second touchdown of the season against Arizona (12/9) ... Had three catches for 15 yards against Baltimore ... Had three catches for 39 yards against Atlanta (12/30) ... Caught a key two-point conversion in a wild card playoff game against Washington (1/5) to give Seattle a 21-14 lead ... Had one catch for 3 yards in the divisional playoffs against Green Bay (1/12).

✦ **2006 (15/5 – Detroit):** Saw time in the tight end rotation for the Detroit offense to record 12 receptions for 100 yards (8.3 avg) ... Had two grabs for 21 yards (10.5 avg) against Seattle (9/10) ... Made a season-long catch of 22 yards against Buffalo (10/15), and recorded a special teams tackle on the punt cover unit in the fourth quarter ... Surpassed 4,000 receiving yards for his career vs. San Francisco (11/12) with a 5-yard reception against the 49ers.

✦ **2005 (16/16 – Detroit):** Finished the season leading the team in receptions (46). Also surpassed the 300-career receptions mark ... Caught first touchdown pass as a Lion, a 9-yard strike from QB Joey Harrington to give Detroit the opening lead over Green Bay (9/11) ... Tied his career long reception vs. Carolina (10/16) when he caught an 86-yard pass from QB Joey Harrington to set up a Detroit field goal ... Recorded his second touchdown of the season, a 23-yard pass from Harrington at Minnesota (11/6) ... Four of

EXTRA POINTS

- ✦ Marcus and his wife, Amani, operate T.R.U.S.T. 81 (Teaching, Reaching, Understanding, Supporting, and Trusting), a foundation that serves as a motivational force in the lives of children by instilling high ethical standards and promoting self esteem.
- ✦ Marcus was a two-year starter on the Bradley basketball team and did not play college football.

his five receptions against Arizona (11/13) were for first downs, to help keep Lions scoring drives alive ... Led the team with six receptions at New Orleans (12/24), including his 300th career reception.

➤ **2004 (13/13, 2/2 – Indianapolis):** Started all 13 games in which he appeared ... Finished fifth on the team in receptions with 29 for 309 yards and six touchdowns on the season ... Had a season-high two touchdowns vs. Minnesota (11/7) ... Posted a season-high 52 yards on three catches, with a 26 yard long, vs. Jacksonville (10/24) ... Caught three passes in two postseason games for 30 yards.

➤ **2003 (14/13, 3/3 – Indianapolis):** Started 13 of 14 contests and also started all three postseason games for the Colts ... Made 40 catches for 541 yards and three touchdowns for his third consecutive 40-plus reception season ... Made a season-high 51 yard grab at Miami (11/2) ... Had a 7-yard touchdown catch in the AFC Championship Game at New England (1/18) ... Had 10 catches for 156 yards in three playoff games.

➤ **2002 (15/15, 1/1 – Indianapolis):** Pulled down at least one ball in all 15 games in which he played, totaling 43 catches for 478 yards and six touchdowns ... Had multiple receptions in 10 outings, including seven catches for 42 yards vs. Tennessee (11/3) and five snares vs. Baltimore (10/13), vs. New York Giants (12/22) and vs. Jacksonville (12/29) ... Made a season-long 41-yard touchdown catch at Pittsburgh (10/21) ... Had his first career three-game touchdown reception streak vs. Cincinnati (10/6), vs. Baltimore (10/13), and at Pittsburgh (10/21).

➤ **2001 (16/16 – Indianapolis):** For the first time in his career, started all 16 games at tight end ... Set career highs with 47 receptions for 739 yards and eight touchdowns ... Averaged 15.7 yards per catch (a career best) which ranked first among all NFL tight ends with 40-plus receptions ... Pulled down an 89-yard touchdown pass at New Orleans (11/18), the fifth longest touchdown pass play in Colts history and second longest by a tight end ... Had two 100-yard receiving games, tying for the second best seasonal total in club history by a tight end.

➤ **2000 (16/14, 1/1 – Indianapolis):** Started 14 games at H-back ... Totaled 30 catches for 439 yards, with three touchdowns ... Added one special teams tackle, and two in the postseason ... Had a season-high five catches for 74 yards and a 50-yard touchdown at Miami (12/17).

➤ **1999 (16/10, 1/1 – Indianapolis):** Started 10 games at H-back ... Made 34 catches for 374 yards, including four touchdowns ... Added 11 special team tackles, seven solo.

➤ **1998 (16/11 – Indianapolis):** Started 11 games at H-back ... Caught four touchdowns on 24 receptions for 309 yards ... Made a then career-high six grabs at New England (9/13) for 53 yards ... Had a 44-yard touchdown catch vs. Carolina (12/27) ... Caught a 14-yard touchdown with 24 seconds remaining for a 24-23 win vs. the New York Jets (11/15) ... Posted 10 special teams tackles.

➤ **1997 (16/6 – Indianapolis):** Had 13 special teams tackles ... Earned four starts in two-tight end formations, and started twice vs. the New York Jets (10/5) and at Pittsburgh (10/12) ... Had 10 receptions for 116 yards.

➤ **1996 (16/4, 1/0 – Indianapolis):** Started four games when the Colts opened with a two-tight end formation ... Made 13 special teams tackles ... Had six catches for 86 yards and a touchdown ... Caught a 48-yard touchdown pass from quarterback Jim Harbaugh at Dallas for his first career reception (9/15).

➤ **1995 (8/0, 2/0 – Indianapolis):** Saw action primarily on special teams in eight games ... Totaled six special teams tackles, including four solo ... Saw reserve action in the postseason at Kansas City (1/7/96) and at Pittsburgh (1/14/96), making one assisted special teams tackle at Pittsburgh.

COLLEGE

Did not play college football, but was a two-year starter at power forward in basketball. Career totals include 58 games, 49 starts, 424 points (7.3 avg.) and 289 rebounds (5.0 avg.). Transferred to Bradley after starting two years at Seward County Community College in Liberal, Kansas, where he averaged 15 points and 9.5 rebounds per game as a sophomore.

PERSONAL

Marcus LaJuan Pollard was born in Valley, Alabama, where he attended Valley High School ... Grew up idolizing Billy "White Shoes" Johnson and the Atlanta Falcons as a child ... Writes the initials of people who he has lost during his life on athletic tape to remind and inspire him ... Avid golfer, sporting a handicap of 10, and also enjoys fishing ... He has collected and purchased toys at Christmas for inner-city community organizations ... Marcus hopes to become a high school football coach following his playing career and earned some coaching experience as a coaching intern with the Rhein Fire of NFL Europa in the spring of 2006 ... Majored in criminal justice ... Marcus and his wife Amani have two sons, Myles Ashton and Micah Jayden, and a daughter, Aja Amani.

MARCUS POLLARD

Pos: TE Ht: 6-3 Wt: 255 Year: 14th Acq: FA-08 College: Bradley Born: 2/8/72

REGULAR SEASON			RECEIVING					RUSHING					KICK RETURNS					PUNT RETURNS					
Year	Team	P/S	No	Yds	Avg	Lg	TD	No	Yds	Avg	Lg	TD	No	Yds	Avg	Lg	TD	No	FC	Yds	Avg	Lg	TD
1995	Colts	8/0	0	0	0.0	0	0	0	0	0.0	0	0	0	0	0.0	0	0	0	0	0	0.0	0	0
1996	Colts	16/4	6	86	14.3	48t	1	0	0	0.0	0	0	0	0	0.0	0	0	0	0	0	0.0	0	0
1997	Colts	16/6	10	116	11.6	28	0	0	0	0.0	0	0	0	0	0.0	0	0	0	0	0	0.0	0	0
1998	Colts	16/11	24	309	12.9	44t	4	0	0	0.0	0	0	1	4	4.0	4	0	0	0	0	0.0	0	0
1999	Colts	16/10	34	374	11.0	33	4	0	0	0.0	0	0	0	0	0.0	0	0	0	0	0	0.0	0	0
2000	Colts	16/14	30	439	14.6	50t	3	0	0	0.0	0	0	0	0	0.0	0	0	0	0	0	0.0	0	0
2001	Colts	16/16	47	739	15.7	86t	8	0	0	0.0	0	0	0	0	0.0	0	0	0	0	0	0.0	0	0
2002	Colts	15/15	43	478	11.1	41t	6	0	0	0.0	0	0	0	0	0.0	0	0	0	0	0	0.0	0	0
2003	Colts	14/13	40	541	13.5	70	3	0	0	0.0	0	0	1	9	9.0	9	0	0	0	0	0.0	0	0
2004	Colts	13/13	29	309	10.7	31	6	0	0	0.0	0	0	0	0	0.0	0	0	0	0	0	0.0	0	0
2005	Lions	16/16	46	516	11.2	86	3	0	0	0.0	0	0	0	0	0.0	0	0	0	0	0	0.0	0	0
2006	Lions	15/5	12	100	8.3	22	0	0	0	0.0	0	0	0	0	0.0	0	0	0	0	0	0.0	0	0
2007	Seahawks	14/10	28	273	9.8	22	2	0	0	0.0	0	0	0	0	0.0	0	0	0	0	0	0.0	0	0
Totals-13 years			191/133	349	4280	12.3	86t	40	0	0	0.0	0	0	2	13	6.5	9	0	0	0	0	0	0

MARCUS POLLARD (CONT.)

Pos: TE Ht: 6-3 Wt: 255 Year: 14th Acq: FA-08 College: Bradley Born: 2/8/72

POSTSEASON		RECEIVING						RUSHING				KICK RETURNS				PUNT RETURNS							
Year	Team	P/S	No	Yds	Avg	Lg	TD	No	Yds	Avg	Lg	TD	No	Yds	Avg	Lg	TD	No	FC	Yds	Avg	Lg	TD
1995	Colts	2/0	0	0	0.0	0	0	0	0	0.0	0	0	0	0	0.0	0	0	0	0	0	0.0	0	0
1996	Colts	1/0	0	0	0.0	0	0	0	0	0.0	0	0	0	0	0.0	0	0	0	0	0	0.0	0	0
1999	Colts	1/1	1	10	10.0	10	0	0	0	0.0	0	0	0	0	0.0	0	0	0	0	0	0.0	0	0
2000	Colts	1/1	1	13	13.0	13	0	0	0	0.0	0	0	0	0	0.0	0	0	0	0	0	0.0	0	0
2002	Colts	1/1	1	16	16.0	16	0	0	0	0.0	0	0	0	0	0.0	0	0	0	0	0	0.0	0	0
2003	Colts	3/3	10	156	15.6	32	1	0	0	0.0	0	0	0	0	0.0	0	0	0	0	0	0.0	0	0
2004	Colts	2/2	3	30	10.0	25	0	0	0	0.0	0	0	0	0	0.0	0	0	0	0	0	0.0	0	0
2007	Seahawks	2/2	1	3	3.0	3	0	0	0	0.0	0	0	0	0	0.0	0	0	0	0	0	0.0	0	0
Totals-8 years		13/10	17	228	13.4	32	1	0	0	0.0	0	0	0	0	0.0	0	0	0	0	0	0.0	0	0

Additional Statistics: Special teams tackles: 1995 (6); 1996 (13); 1997 (13); 1998 (10); 1999 (11); 2000 (1); 2006 (3); Total: (57).
Postseason special teams tackles: 1995 (1); 1996 (1); 2000 (2); Total (4).

POLLARD'S CAREER GAME-BY-GAME

1995	Opponent	P/S	No	Yds	Avg	Lg	TD	W/L	Score	1999	Opponent	P/S	No	Yds	Avg	Lg	TD	W/L	Score
10/15	San Francisco	p	-	-	-	-	-	W	17-10	09/12	Buffalo	S	-	-	-	-	-	W	31-14
10/22	Oakland	p	-	-	-	-	-	L	14-17	09/19	New England	S	4	44	11.0	19	0	W	28-31
11/19	New England	p	-	-	-	-	-	W	24-10	09/26	San Diego	S	1	15	15.0	15	0	W	27-19
11/26	Miami	p	-	-	-	-	-	W	36-28	10/10	Miami	S	4	64	16.0	32	2	L	31-34
12/03	Carolina	p	-	-	-	-	-	L	10-13	10/17	N.Y. Jets	p	-	-	-	-	-	W	16-13
12/10	Jacksonville	p	-	-	-	-	-	W	41-31	10/24	Cincinnati	p	2	16	8.0	9	0	W	31-10
12/17	San Diego	p	-	-	-	-	-	L	24-27	10/31	Dallas	p	1	16	16.0	16	0	W	34-24
12/23	New England	p	-	-	-	-	-	W	10-7	11/07	Kansas City	p	2	30	15.0	27	0	W	25-17
1995 Totals										11/14	N.Y. Giants	p	3	17	5.7	12	0	W	27-19
01/07	Kansas City	p	-	-	-	-	-	W	10-7	11/21	Philadelphia	S	2	25	12.5	20	0	W	44-17
1/14	Pittsburgh	p	-	-	-	-	-	L	16-20	11/28	N.Y. Jets	p	2	12	6.0	10	1	W	13-6
1995 Postseason										12/05	Miami	S	3	20	6.7	12	0	W	37-34
2/0	0	0	0.0	0	0	0	0	1-1	1-1	12/12	New England	S	3	32	10.7	23	1	W	20-15
1996										12/19	Washington	S	3	50	16.7	33	0	W	24-21
09/01	Arizona	p	-	-	-	-	-	W	20-13	12/26	Cleveland	S	2	24	12.0	18	0	W	29-28
09/08	N.Y. Jets	p	-	-	-	-	-	W	21-7	01/02	Buffalo	S	2	9	4.5	5	0	L	6-31
09/15	Dallas	p	1	48	48.0	48	1	W	25-24	1999 Totals									
09/23	Miami	p	-	-	-	-	-	W	10-7	1/16	Tennessee	S	1	10	10.0	10	0	L	16-19
10/06	Buffalo	p	-	-	-	-	-	L	13-16	1999 Postseason									
10/13	Baltimore	p	-	-	-	-	-	W	26-21	1/1	1	10	10	10	0	0	0-1		
10/20	New England	p	-	-	-	-	-	L	9-27	2000									
10/27	Washington	p	-	-	-	-	-	L	16-31	09/03	Kansas City	S	-	-	-	-	-	W	27-14
11/03	San Diego	p	1	11	11.0	11	0	L	19-26	09/10	Oakland	S	2	17	8.5	13	1	L	31-38
11/10	Miami	S	-	-	-	-	-	L	13-37	09/25	Jacksonville	S	2	19	9.5	15	0	W	43-14
11/17	N.Y. Jets	p	1	6	6.0	6	0	W	34-29	10/01	Buffalo	S	3	25	8.3	13	0	W	18-16
11/24	New England	p	-	-	-	-	-	L	13-27	10/08	New England	S	1	4	4.0	4	0	L	16-24
12/01	Buffalo	p	2	19	9.5	19	0	W	13-10	10/15	Seattle	p	-	-	-	-	-	W	37-24
12/05	Philadelphia	S	-	-	-	-	-	W	37-10	10/22	New England	p	2	33	16.5	18	0	W	30-23
12/15	Kansas City	p	1	2	2.0	2	0	W	24-19	10/29	Detroit	p	3	74	24.7	31	1	W	30-18
12/22	Cincinnati	p	-	-	-	-	-	L	24-31	11/05	Chicago	p	3	42	14.0	18	0	L	24-27
1996 Totals										11/12	N.Y. Jets	S	3	65	21.7	22	0	W	23-15
12/29	Pittsburgh	p	-	-	-	-	-	L	14-42	11/19	Green Bay	p	-	-	-	-	-	L	24-26
1996 Postseason										11/26	Miami	S	2	30	15.0	23	0	L	14-17
1/0	0	0	0.0	0	0	0	0	0-1	0-1	12/03	N.Y. Jets	S	2	26	13.0	16	0	L	17-27
1997										12/11	Buffalo	S	1	9	9.0	9	0	W	44-20
09/31	Miami	S	1	6	6.0	6	0	L	10-16	12/17	Miami	S	5	74	14.8	50	1	W	20-13
09/07	New England	S	-	-	-	-	-	L	6-31	12/24	Minnesota	S	1	21	21.0	21	0	W	31-10
09/14	Seattle	S	-	-	-	-	-	L	3-31	2000 Totals									
09/21	Buffalo	p	1	8	8.0	8	0	L	35-37	16/14	30	439	14.6	501	3	10-6			
10/05	N.Y. Jets	p	3	31	10.3	14	0	L	12-16	12/30	Miami	S	1	13	13.0	13	0	L	17-23
10/12	Pittsburgh	S	3	55	18.3	28	0	L	22-24	2000 Postseason									
10/20	Buffalo	p	-	-	-	-	-	L	6-9	1/1	1	13	13.0	13	0	0-1			
10/26	San Diego	S	-	-	-	-	-	L	19-35	2001									
11/02	Tampa Bay	p	-	-	-	-	-	L	28-31	09/09	N.Y. Jets	S	3	31	10.3	19	1	W	45-24
11/09	Cincinnati	p	-	-	-	-	-	L	13-28	09/23	Buffalo	S	1	8	8.0	8	0	W	42-26
11/15	Green Bay	p	-	-	-	-	-	W	41-38	09/30	New England	S	4	63	15.8	21	1	L	13-44
11/22	Detroit	p	1	14	14.0	14	0	L	10-32	10/14	Oakland	S	5	53	10.6	28	0	L	18-23
11/30	New England	p	-	-	-	-	-	L	17-20	10/21	New England	S	3	61	20.3	24	0	L	17-38
12/07	N.Y. Jets	p	1	2	2.0	2	0	W	22-14	10/25	Kansas City	S	1	6	6.0	6	1	W	35-28
12/14	Miami	p	-	-	-	-	-	W	41-0	11/04	Buffalo	S	4	40	10.0	21	1	W	30-14
12/21	Minnesota	p	-	-	-	-	-	L	28-39	11/11	Miami	S	3	29	9.7	11	0	L	24-27
1997 Totals										11/18	New Orleans	S	3	126	42.0	86	1	L	20-34
16/6	10	116	11.6	28	0	3-13				11/25	San Francisco	S	1	22	22.0	22	0	L	21-40
1998										12/02	Baltimore	S	4	80	20.0	40	1	L	27-39
09/06	Miami	p	3	53	17.7	32	0	L	16-24	12/10	Miami	S	3	27	9.0	12	0	L	6-41
09/13	New England	S	6	53	8.8	15	0	L	6-29	12/16	Atlanta	S	5	101	20.2	36	1	W	41-27
09/20	N.Y. Jets	S	1	19	19.0	19	0	L	6-44	12/23	N.Y. Jets	S	3	50	16.7	28	1	L	28-29
09/27	New Orleans	S	1	2	2.0	2	0	L	13-19	12/30	St. Louis	S	2	31	15.5	28	0	L	17-42
10/04	San Diego	p	-	-	-	-	-	W	17-14	01/06	Denver	S	2	11	5.5	9	0	W	29-10
10/11	Buffalo	p	-	-	-	-	-	L	24-31	2001 Totals									
10/18	San Francisco	p	-	-	-	-	-	L	31-34	16/16	47	739	15.7	861	8	6-10			
11/01	New England	p	5	40	8.0	15	1	L	16-21	2002									
11/08	Miami	S	-	-	-	-	-	L	14-27	09/08	Jacksonville	S	3	34	11.3	23	0	W	28-25
11/15	N.Y. Jets	S	1	14	14.0	14	1	W	24-23	09/15	Miami	S	-	-	Inactive	-	L	13-21	
11/22	Buffalo	S	-	-	-	-	-	L	11-34	09/22	Houston	S	2	25	12.5	19	0	W	23-3
11/29	Baltimore	S	2	35	17.5	24	0	L	31-38	10/06	Cincinnati	S	1	3	3.0	3	1	W	28-21
12/05	Atlanta	S	1	9	9.0	9	0	L	21-28	10/13	Washington	S	5	28	5.6	11	0	L	22-30
12/13	Cincinnati	S	-	-	-	-	-	W	39-26	10/21	Pittsburgh	S	4	64	16.0	41	1	L	20-28
12/20	Seattle	S	2	19	9.5	18	1	L	23-27	10/27	Washington	S	2	38	19.0	20	0	L	21-26
12/27	Carolina	S	2	65	32.5	44	1	L	19-27	11/03	Tennessee	S	7	42	6.0	12	0	L	15-23
1998 Totals										11/10	Philadelphia	S	1	18	18.0	18	0	W	35-13
16/11	24	309	12.9	44	4	3-13				11/17	Dallas	S	1	8	8.0	8	0	W	20-20

POLLARD'S CAREER GAME-BY-GAME (CONT.)

Date	Location	Opponent	P/S	No	Yds	Avg	Lg	TD	W/L	Score
11/24	at	Denver	S	1	6	6.0	6	0	W	23-20
12/01	at	Houston	S	1	16	16.0	16	1	W	19-3
12/08	at	Tennessee	S	3	47	15.7	24	1	L	21-27
12/15	at	Cleveland	S	2	41	20.5	22	0	W	28-23
12/22	at	N.Y. Giants	S	5	69	13.8	40	0	L	27-44
12/29	at	Jacksonville	S	5	39	7.8	11	1	W	20-13
2002 Totals										
1/4	at	N.Y. Jets	S	1	16	16.0	16	0	L	0-41
2003										
1/11	at	New England	P	1	16	16.0	16	0	W	0-1
2003										
09/07	at	Cleveland	P	3	28	9.3	18	0	W	9-6
09/14	at	Tennessee	S	2	12	6.0	9	0	W	33-7
09/21	at	Jacksonville	S	-	-	-	-	-	W	23-13
09/28	at	New Orleans	S	4	63	15.8	18	0	W	55-12
10/06	at	Tampa Bay	S	2	44	22.0	31	0	W	38-35
10/12	at	Carolina	S	3	27	9.0	11	0	L	20-23
10/26	at	Houston	S	4	32	8.0	16	1	W	30-21
11/02	at	Miami	S	2	68	34.0	51	0	W	23-17
11/09	at	Jacksonville	S	3	92	30.7	70	1	L	23-28
11/16	at	N.Y. Jets	S	-	-	-	-	-	W	38-31
11/23	at	Buffalo	S	-	-	-	-	-	W	17-14
11/30	at	New England	S	4	36	9.0	15	1	L	34-38
12/07	at	Tennessee	S	2	30	15.0	24	0	W	29-27
12/14	at	Atlanta	S	3	24	8.0	9	0	W	38-7
12/21	at	Denver	S	4	55	13.8	27	0	L	17-31
12/28	at	Houston	S	3	30	7.5	10	0	W	20-17
2003 Totals										
01/04	at	Denver	S	1	25	25.0	25	0	W	41-10
01/11	at	Kansas City	S	3	41	13.7	21	0	W	38-31
01/18	at	New England	S	6	90	15.0	32	1	L	14-24
2003 Postseason										
3/3	at	San Diego	P	10	156	15.6	32	1	L	2-1
2004										
09/09	at	New England	S	-	-	-	-	-	L	24-27
09/19	at	Tennessee	S	3	7	2.3	4	1	W	31-17
09/26	at	Green Bay	S	2	16	8.0	11	0	W	45-31
10/03	at	Jacksonville	S	3	33	11.0	16	1	W	24-17
10/10	at	Oakland	S	-	-	-	-	-	W	35-14
10/24	at	Jacksonville	S	3	52	17.3	26	0	L	24-27
10/31	at	Kansas City	S	3	21	7.0	10	1	L	35-45
11/08	at	Minnesota	S	2	29	14.5	19	2	W	31-28
11/14	at	Houston	S	2	17	8.5	17	0	W	49-14
11/21	at	Chicago	S	2	19	9.5	14	1	W	41-10
11/25	at	Detroit	S	-	-	-	-	-	W	41-9
12/05	at	Tennessee	S	3	39	13.0	21	0	W	51-24
12/12	at	Houston	S	4	42	10.5	18	0	W	23-14
12/19	at	Baltimore	S	2	34	17.0	31	0	W	20-10
12/26	at	San Diego	S	-	-	-	-	-	W	34-31
01/02	at	Denver	S	-	-	-	-	-	L	14-33
2004 Totals										
01/09	at	Denver	S	2	28	14.0	25	0	W	49-24
01/16	at	New England	S	1	2	2.0	2	0	L	3-20
2004 Postseason										
2/2	at	San Diego	P	3	30	10.0	25	0	L	1-1

Date	Location	Opponent	P/S	No	Yds	Avg	Lg	TD	W/L	Score
09/11	at	Green Bay	S	5	58	11.6	18	1	W	17-3
09/18	at	Chicago	S	2	31	15.5	22	0	L	6-38
10/02	at	Tampa Bay	S	2	5	2.5	7	0	L	13-17
10/09	at	Baltimore	S	-	-	-	-	-	W	35-17
10/16	at	Carolina	S	3	105	35.0	86	0	L	20-21
10/23	at	Cleveland	S	1	5	5.0	5	0	W	13-10
10/30	at	Chicago	S	3	35	11.7	20	0	L	13-19
11/06	at	Minnesota	S	4	42	10.5	23	1	L	14-27
11/13	at	Arizona	S	4	47	11.8	33	0	W	29-21
11/20	at	Dallas	S	2	5	2.5	3	0	L	7-20
11/24	at	Atlanta	S	3	24	8.0	11	0	L	7-27
12/04	at	Minnesota	S	2	10	5.0	7	0	L	16-21
12/11	at	Green Bay	S	2	13	6.5	8	0	L	13-16
12/18	at	Cincinnati	S	3	42	14.0	22	0	L	17-41
12/24	at	New Orleans	S	6	44	7.3	12	0	W	13-12
01/01	at	Pittsburgh	S	4	50	12.5	27	1	L	21-35
2005 Totals										
16/16				46	516	11.2	86	3		5-11
2006										
09/10	at	Seattle	S	2	21	10.5	14	0	L	6-9
09/17	at	Chicago	P	2	19	9.5	10	0	L	7-34
09/24	at	Green Bay	P	-	-	-	-	-	L	24-31
10/01	at	St. Louis	S	1	2	2.0	2	0	L	34-41
10/08	at	Minnesota	S	1	4	4.0	4	0	L	17-26
10/15	at	Buffalo	P	1	22	22.0	22	0	W	20-17
10/22	at	N.Y. Jets	P	1	9	9.0	9	0	L	24-31
11/05	at	Atlanta	P	1	12	12.0	12	0	W	30-14
11/12	at	San Francisco	P	1	5	5.0	5	0	L	13-19
11/19	at	Arizona	P	2	6	3.0	3	0	L	10-17
11/23	at	Miami	P	-	-	-	-	-	L	10-27
12/03	at	New England	P	-	-	-	-	-	L	21-28
12/10	at	Minnesota	P	-	-	-	-	-	L	20-30
12/17	at	Green Bay	P	-	-	-	-	-	L	9-17
12/24	at	Chicago	P	-	-	-	-	-	L	21-26
12/31	at	Dallas	P	-	-	-	-	-	W	39-31
2006 Totals										
15/15				12	100	8.3	22	0		3-13
2007										
09/09	at	Tampa Bay	S	5	43	8.6	11	0	W	20-6
09/16	at	Arizona	S	-	-	-	-	-	L	20-23
09/23	at	Cincinnati	P	1	4	4.0	4	0	W	24-21
09/30	at	San Francisco	S	2	23	11.5	14	1	W	23-3
10/07	at	Pittsburgh	P	2	28	14.0	22	0	L	0-21
10/14	at	New Orleans	S	2	25	12.5	13	0	L	17-28
10/21	at	St. Louis	S	-	-	-	-	-	W	33-6
11/04	at	Cleveland	S	-	-	-	-	-	L	30-33
11/18	at	San Francisco	P	2	19	9.5	11	0	W	24-0
11/18	at	Chicago	S	2	33	16.5	20	0	W	30-23
11/25	at	St. Louis	S	2	18	9.0	11	0	W	24-19
12/02	at	Philadelphia	S	2	11	5.5	6	0	W	28-24
12/09	at	Arizona	S	2	15	7.5	12	1	W	42-21
12/16	at	Carolina	S	-	-	-	-	-	L	10-13
12/23	at	Baltimore	S	3	15	5.0	6	0	W	27-6
12/30	at	Atlanta	P	3	39	13.0	15	0	L	41-44
2007 Totals										
14/10				28	273	9.8	22	2		10-6
01/05	at	Washington	S	-	-	-	-	-	W	35-14
01/12	at	Green Bay	S	1	3	3.0	3	0	L	20-42
2007 Postseason										
2/2	at	San Diego	P	1	3	3.0	3	0	L	1-1



MIKE RICHARDSON

CORNERBACK

5-11 • 190 lbs. • Born 2/18/84 • Exp. (NFL/Patriots): 2/2
 GP/GS (Playoffs): 0/0 (0/0) • Acq: D6-07 (202nd) • Notre Dame • Warner Robins, Ga.

CAREER TRANSACTIONS

Mike Richardson was drafted by the New England Patriots in the sixth round (202nd overall) of the 2007 NFL Draft ... Signed by the Patriots (7/14/07) ... Placed on the reserve/injured list (8/28/07).

SEASONAL REVIEWS

2007 (0/0): Placed on injured reserve (8/28) and missed his rookie season due to injury.

COLLEGE

Played in 49 games over four seasons with the Irish ... Totaled 121 tackles (84 solo), 13 tackles for loss (10 solo), eight interceptions, 12 passes defended and two forced fumbles. 2006 (Fifth-Year): Veteran leader of the Notre Dame secondary ... Started all 12 games at cornerback ... Led the team with four interceptions, a mark that led all Division I-A independents ... Recorded his four interceptions in the final three games of the season, including a pick in the Sugar Bowl against LSU.

PERSONAL

Michael Isaiah Richardson was born February 18, 1984, in Sumter, S.C. ... Graduated from Warner Robins (Ga.) High School ... Earned four letters in football at wide receiver and cornerback ... Finished with career totals of 1,866 rushing


EXTRA POINTS

- Mike played with Cleveland Browns quarterback Brady Quinn at Notre Dame.
- Mike was drafted on the second day of the 2007 NFL draft along with Notre Dame teammates Derek Landri (Jacksonville), Dan Santucci (Cincinnati) and Chinedum Ndukwe (CIN).

yards, 24 receptions for 450 yards and 24 total touchdowns ... Ran bests of 14.4 in 110-high hurdles and 38.0 in 300-intermediate hurdles ... He is the younger of two children ... A graduate of Notre Dame's Mendoza College of Business with a degree in marketing ... Enrolled in graduate studies at Notre Dame after earning his degree.

MIKE RICHARDSON

Pos: CB		Ht: 5-11	Wt: 190	Year: 2nd	Acq: D6-07 (202nd)	College: Notre Dame	Born: 2/18/84												
REGULAR SEASON			TACKLES					INTERCEPTIONS							MISCELLANEOUS				
Year	Team	G/S	TT	UT	A	S	Yds	No	Yds	Avg	Lg	TD	PD	FF	FR	Yds	TD	SpT	
2007	Patriots	0/0																	
Totals-1 year			0/0		0	0	0	0.0	0.0		0	0	0	0	0	0	0	0	0
POSTSEASON			TACKLES					INTERCEPTIONS							MISCELLANEOUS				
Year	Team	G/S	TT	UT	A	S	Yds	No	Yds	Avg	Lg	TD	PD	FF	FR	Yds	TD	SpT	
2007	Patriots	0/0																	
Totals-1 year			0/0		0	0	0	0.0	0.0		0	0	0	0	0	0	0	0	0



TACKLE

6-4 > 327 lbs > Born 9/27/74 > Exp. (NFL/Patriots): 11/1
GP/GS (Playoffs): 89/52 (6/2) > Acq: FA-08 > Iowa State > Los Angeles, Calif.

CAREER TRANSACTIONS

Oliver Ross was signed by the Patriots as a veteran free agent on June 2, 2008 ... Originally drafted by the Dallas Cowboys in the fifth round (138th overall) of the 1998 NFL Draft ... Released by the Cowboys (9/5/99) ... Signed to the Philadelphia Eagles practice squad (9/8/99) ... Signed to the Eagles' active roster (9/13/99) ... Released by the Eagles (8/27/00) ... Signed to the Pittsburgh Steelers practice squad (11/22/00) ... Signed to the Steelers' active roster (12/13/00) ... Signed by the Arizona Cardinals as an unrestricted free agent (3/4/05) ... Placed on the reserve/injured list (8/27/07) ... Released by the Cardinals (2/21/08).

CAREER HIGHLIGHTS

- Ross joins the Patriots in 2008 as a veteran of 10 NFL seasons with the Dallas Cowboys (1998), Philadelphia Eagles (1999), Pittsburgh Steelers (2000-04) and Arizona Cardinals (2005-07).
- From 2001-04, Ross played in all 64 of Pittsburgh's

games, totaling 35 starts over that span.

- In 2004, Ross started every game for the Steelers at right tackle for a Steelers team that finished 15-1 and advanced to the AFC Championship game.
- Ross was signed by the Arizona Cardinals as an unrestricted free agent prior to the 2005 season, starting 12 games while seeing action at both offensive tackle spots.

SEASONAL REVIEWS

- 2007 (0/0 - Arizona):** Placed on the reserve/injured list on Aug. 27 with a triceps injury and missed the entire 2007 season.

EXTRA POINTS

- Oliver hosts an annual offensive line and defensive line camp at Los Angeles Southwest College for more than 100 kids.

➤ **2006 (11/5 – Arizona):** Appeared in 11 games with five starts ... Earned his first start of the season vs. St. Louis (9/24) ... Started at right tackle the next four contests ... Appeared in goal line situations as an extra blocker at Green Bay (10/29) ... Appeared on special teams at Minnesota (11/26) ... Appeared as a goal line blocker, helping Marcel Shipp score three rushing touchdowns at St. Louis (12/3).

➤ **2005 (12/12 – Arizona):** Started all 12 games in which he played in his first season with the Cardinals ... Made his Cardinals debut at N.Y. Giants (9/11) in the season opener at right tackle ... Returned to the starting lineup vs. Seattle (11/6); started at right tackle for eight games after returning from a hand injury ... Started at left tackle in the season finale at Indianapolis (1/1) due to a knee injury to Leonard Davis.

➤ **2004 (16/16 – Pittsburgh):** Started all 16 games for the Steelers at right tackle as Pittsburgh finished the regular season 15-1 ... Paved the way for Duce Staley's first 100-yard game of his Steelers' career at Miami (9/26) ... Helped offense produce three consecutive 100-yard rusher for the first time in two years vs. Cleveland (10/10) ... Helped pave the way for Duce Staley's fourth 100-yard game of the season and the Steelers' season-high 221 yards rushing vs. New England (10/31) ... Played a key role in the Steelers amassing more than 200 yards rushing for the second straight week and producing the fifth 100-yard game in six weeks vs. Philadelphia (11/7) ... Had another outstanding performance in the team producing a 100-yard performer for the third straight week at Cleveland (11/14) ... Helped produce a fourth-straight 100-yard performance at Cincinnati (11/21) ... Helped pave the way for Jerome Bettis' sixth 100-yard rushing performance and the offense's fifth 400-plus yards in total offense vs. Baltimore (12/26).

➤ **2003 (16/11 – Pittsburgh):** Started 11 games while playing in every contest for the third straight season ... Made his first start of the season at left tackle vs. Tennessee (9/28) ... replaced Marvel Smith early in the first quarter due to Smith's shoulder injury vs. Cleveland (10/5) ... started at right tackle at Denver (10/12) ... Started for the eighth straight game and the seventh at right tackle vs. Oakland (12/7) ... Helped pave the way for the Jerome Bettis' and the Steelers' first 100-yard rushing performance of the season ... Helped pave the way for Bettis' season-high 115 yards vs. San Diego (12/21) and the Steelers' 181 yards rushing.

➤ **2002 (16/1 – Pittsburgh):** Emerged as the starting

right guard to begin the 2002 season but also was the first backup at right and left tackle ... started at right guard in season-opener at New England (9/9) ... Replaced an injured Marvel Smith in the second half at Jacksonville (12/1).

➤ **2001 (16/7 – Pittsburgh):** Played in all 16 games and made seven starts for the Steelers ... Made his first career start for the injured right tackle Wayne Gandy vs. Baltimore (11/4) ... Made his second pro start and first at right guard for the injured Rich Tylski at Tennessee (11/25) ... Was quickly forced back to right tackle because of the injury to Marvel Smith and performed admirably ... Made his fifth start and fourth straight start at right guard for the injured Rich Tylski vs. Detroit (12/23) ... Helped lead the offense to its sixth 200-yard rushing performance of the season vs. Cleveland (1/6/02).

➤ **2001 (NFL Europe):** Spent the spring of 2001 with the Amsterdam Admirals of NFL Europe.

➤ **2000 (0/0 – Pittsburgh):** Signed to the Steelers practice squad (11/22) and was promoted to the active roster on (12/13) ... Inactive for the final two contests of the season ... Released by the Eagles in training camp prior to the 2000 NFL season.

➤ **1999 (0/0 – Philadelphia):** Released by the Cowboys (9/5) and signed to the Eagles practice squad (9/8) ... Promoted to the Eagles active roster (9/13) and was inactive for the final 15 games of the season.


➤ **1998 (2/0 – Dallas):** Played two games with the Cowboys as a rookie ... Used by the Cowboys as an extra tight end in short yardage situations.

COLLEGE

Was the starting left tackle during his senior season at Iowa State ... Made the transition from defensive line to offensive line as a junior ... Led the way for the Cyclones, who averaged 228.6 yards passing a game ... Transferred from Los Angeles Southwest Community College (CA) where he earned All-Southern California Western States Conference honors.

PERSONAL

Oliver Calvin Ross III was born on Sept. 27, 1974 in Los Angeles, Calif. ... Was a two-year letterman at Washington (Los Angeles, Calif.) High School ... Earned All Conference honors as a two-way tackle ... Oliver is married to Billie.



5-10 ➤ 210 lbs ➤ Born 11/11/83 ➤ Exp. (NFL/Patriots): 4/4
Career GP/GS (Playoffs): 41/22 (8/6) ➤ Acq: D4-05 (133rd) ➤ Fresno State ➤ Porterville, Calif.

CAREER TRANSACTIONS

James Sanders was drafted by the New England Patriots in the fourth round (133rd overall) of the 2005 NFL Draft ... Signed by the Patriots (7/20/05).

CAREER HIGHLIGHTS

➤ Sanders has played in 41 games with 22 starts over his first three NFL seasons, totaling 132 tackles (100 solo), one sack, four interceptions for 103 yards and a touchdown, seven passes defended and 17 special teams tackles.

- ✧ Sanders started all 15 games in which he played in 2007, leading all Patriots defensive backs with a career-high 73 tackles. He helped the Patriots defense allow just 288.3 yards per game, the lowest total for the franchise in 25 years.
- ✧ In 2006, Sanders started five regular-season games and all three playoff games at safety. He recorded a career-high 45 tackles (30 solo) in the regular season and finished third on the team with 17 tackles (12 solo) in the playoffs, a figure that led the Patriots secondary.
- ✧ In 2006, Sanders was part of a Patriots secondary that allowed just 10 touchdown passes by opponents, a mark that led the NFL and stands as the fewest allowed in team history for a single season.
- ✧ Sanders returned his first career interception 39 yards for a touchdown at Buffalo (12/11/05), grabbing a pass that had been tipped by Tedy Bruschi and racing into the end zone for the score.

SEASONAL REVIEWS

- ✧ **2007 (15/15, 3/3):** Set season career high for games started, getting the nod in all 15 games he played in ... Established single-season career highs in tackles (73), solo tackles (60), interceptions (2), passes defended (5) and special teams tackles (7) ... Led all secondary players with 73 tackles in 2007 ... Registered four solo tackles, including one to drag down Jericho Cotchery one yard short of a first down on third and nine, in the Patriots' win at the New York Jets (9/9) ... Teamed up with Santonio Thomas to deny LaDainian Tomlinson of a first down on third and one while making four tackles (3 solo) against San Diego (9/16) ... Led the secondary with seven tackles in the Patriots' win over Buffalo (9/23) ... Made two tackles and was second on the team with two special teams tackles at Cincinnati (10/1) ... Stopped Santana Moss short of a first down on fourth and four in the flat while making two tackles against Washington (10/28) ... Led the secondary in tackles with seven in the Patriots' comeback win at Indianapolis (11/4) ... Dropped Bills running back Anthony Thomas for a loss twice while tying for the team lead in tackles with six at Buffalo (11/18) ... Later forced Buffalo's Dwayne Wright to cough up the ball with a helmet to ball hit, forcing the ball into the air and allowing Ellis Hobbs to gather the loose ball, which he returned for a touchdown ... Made his first interception of the season, snaring an A.J. Feeley pass intended for Reggie Brown to seal the Patriots' win over Philadelphia (11/25) ... Tallied a season high two passes defended against the Eagles ... Registered his second interception in as many weeks, picking off a Kyle Boller pass intended for Devard Darling and tacking on a 42-yard return in the Patriots' comeback win at Baltimore (12/3) ... Tallied a season high eight tackles (7 solo) in the Patriots' win over Pittsburgh (12/9) ... Came up with his first career fumble recovery, corralling a Chris Hanson punt that was touched by the Steelers' William Gay ... Set a single-game playoff career high with eight tackles (6 solo) in the Patriots' win over Jacksonville (1/12) in the AFC Divisional playoffs ... Made three solo tackles against San Diego in the AFC Championship Game ... Contributed four tackles (3 solo) in Super Bowl XLIII (2/3).
- ✧ **2006 (16/5, 3/3):** Played in all 16 regular season contests, starting five games at safety ... Started all three postseason games at safety ... Finished the regular season with a career-high 45 tackles (30 solo) and led the secondary with 17 playoff tackles, a total that placed third on the team ... Tied for the team lead in tackles once (vs. DET) ... Tied for the team lead in special teams tackles twice (at CIN, at BUF) ... Started at safety at Green Bay (11/19) ... Recorded

EXTRA POINTS



- ✧ James is the oldest of six children, and began taking care of his five younger siblings at an early age.
- ✧ The starting defensive backfield from James' junior season at Fresno State all play in the NFL. Cornerback Richard Marshall plays for the Carolina Panthers, cornerback Marcus McCauley plays for the Minnesota Vikings and safety Tyrone Culver plays for the Green Bay Packers.

three tackles (2 solo) ... Started at safety against Chicago (11/26) and collected a career-high seven tackles (5 solo) and a quarterback hit ... Teamed with Ty Warren to stuff Thomas Jones for no gain on a rush off right end in the first quarter ... Started at safety against Detroit (12/3) and tied for the team lead with 11 tackles (5 solo) ... Notched seven solo tackles and an interception against Houston (12/17) ... Made a one-handed interception after Tedy Bruschi deflected a David Carr pass intended for Eric Moulds in the first quarter ... Saw significant action at safety after Rodney Harrison left the game in the second quarter at Tennessee (12/31) ... Posted seven tackles (6 solo) and a sack ... Dropped Vince Young for a 5-yard sack late in the second quarter ... Made the start at safety in place of Harrison in a wild card playoff game against the Jets (1/7) ... Recorded four tackles (2 solo) ... Knocked down a pass intended for Jericho Cotchery in the fourth quarter ... Posted six tackles (5 solo) and a sack in a divisional playoff game at San Diego (1/14) ... Sacked Philip Rivers for a 10-yard loss on a third-and-17 play in the third quarter ... Finished tied for second on the team with seven tackles (5 solo) in the AFC Championship Game at Indianapolis (1/21).

- ✧ **2005 (10/2, 2/0):** Started two of 10 games as a rookie and participated in both playoff contests ... Returned his first career interception 39 yards for a touchdown at Buffalo (12/11) ... Made his NFL debut at Atlanta (10/9) and made his first career start against Denver (10/16) ... Collected 14 tackles (10 solo) and an interception along with five special teams tackles ... Made his first career NFL start and collected two solo tackles against Denver (10/16) ... Collected a tackle and an interception return for a score against Buffalo (12/11). Grabbed a pass that had been tipped by Tedy Bruschi and returned the interception 39 yards for a touchdown in the fourth quarter. Blitzed from the edge and forced JP Losman to throw an incompleteness on third-and-11 late in the third quarter ... Saw action as the dime back, notching a solo tackle and a fumble recovery against the N.Y. Jets (12/26). Recovered a fumble after Adam Vinatieri's kickoff bounced off David Barrett's leg late in the second quarter.

COLLEGE

Started 32 of 40 games over three seasons for Fresno State ... Recorded 238 tackles (120 solo) and 24 tackles for losses totaling 80 yards ... Intercepted seven passes, returning one for a touchdown, and recorded 18 passes defended ... Also tallied seven sacks, forced two fumbles and recovered two ... Blocked three kicks on special teams. 2004 (Junior): Finished third on the team with 63 tackles (29 solo) ... Had two sacks for 16 yards and 6.5 stops for losses of 35 yards ... Recovered and caused two fumbles ... Intercepted three passes for 60 yards and a touchdown. 2003 (Sophomore): The only sophomore on the All-Western Athletic Conference first-team ... Played in every game, starting 10 contests

at strong safety. 2002 (Freshman): First-team Freshman All-American selection by the Football Writers of America ... Played in every game and started 11 at strong safety ... Finished second on the team with 82 tackles (36 solo).

PERSONAL

James Sanders was born son of Kathy and Keith Thompson

on November 11, 1983 in Porterville, Calif. ... Attended Monache (Porterville, Calif.) High School ... Was team captain and MVP in 2000 ... Named to the Fresno Bee All-Star first-team defensive squad ... Also played receiver, running back and returned punts and kicks ... Was a Health Science major at Fresno State ... James and his wife Elysia have a son, James Jr., and a daughter, Jordyn.

JAMES SANDERS

Pos: S Ht: 5-10 Wt: 210 Year: 4th Acq: D4-05 College: Fresno State Born: 11/11/83

REGULAR SEASON			TACKLES					INTERCEPTIONS						MISCELLANEOUS				
Year	Team	G/S	TT	UT	A	S	Yds	No	Yds	Avg	Lg	TD	PD	FF	FR	Yds	TD	SpT
2005	Patriots	10/2	14	10	4	0.0	0.0	1	39	39.0	39t	1	1	0	0	0	0	5
2006	Patriots	16/5	45	30	15	1.0	5.0	1	21	21.0	21	0	1	0	0	0	0	5
2007	Patriots	15/15	73	60	13	0.0	0.0	2	43	21.5	42	0	5	1	0	0	0	7
Totals-3 years		41/22	132	100	32	1.0	5.0	4	103	25.8	42	1	7	1	0	0	0	17
POSTSEASON			TACKLES					INTERCEPTIONS						MISCELLANEOUS				
Year	Team	G/S	TT	UT	A	S	Yds	No	Yds	Avg	Lg	TD	PD	FF	FR	Yds	TD	SpT
2005	Patriots	2/0	0	0	0	0.0	0.0	0	0	0.0	0	0	0	0	0	0	0	1
2006	Patriots	3/3	17	12	5	1.0	10.0	0	0	0.0	0	0	1	0	0	0	0	1
2007	Patriots	3/3	15	12	3	0.0	0.0	0	0	0.0	0	0	0	0	1	0	0	1
Totals-3 years		8/6	32	24	8	1.0	10.0	0	0	0.0	0	0	1	0	1	0	0	3

SANDERS' CAREER GAME-BY-GAME

2005	Opponent	P/S	TT	UT	A	S	Yds	Int	Yds	PD	FF	FR	SpT	W/L	Score		
09/08	Oakland					Inactive								W	30-20		
09/18	at Carolina					Inactive								L	17-27		
09/25	at Pittsburgh					Inactive								W	23-20		
10/02	San Diego					Inactive								L	17-41		
10/09	at Atlanta	p	0	0	0									W	31-28		
10/16	at Denver	S	2	2	0									L	20-28		
10/30	Buffalo					Inactive								W	21-16		
11/07	Indianapolis					Inactive								L	21-40		
11/13	at Miami	p	1	1	0								1	W	23-16		
11/20	New Orleans	p	0	0	0									W	24-27		
11/27	at Kansas City	p	0	0	0									L	16-26		
12/04	N.Y. Jets	p	2	0	2									2	W	16-3	
12/11	at Buffalo	p	1	0	1			1	39t	1				W	35-7		
12/17	Tampa Bay	p	0	0	0									W	28-0		
12/26	at N.Y. Jets	p	1	1	0									W	31-21		
01/01	Miami	S	7	6	1								2	L	26-28		
2005 Totals		10/2	14	10	4	0.0	0.0	1	39	1	0	0	5	10-6			
01/07	Jacksonville	p	0	0	0									W	28-3		
01/14	at Denver	p	0	0	0									L	13-27		
2006 Postseason		2/0	0	0	0	0.0	0.0	0	0	0	0	0	1	1-1			
2006	Opponent	P/S	TT	UT	A	S	Yds	Int	Yds	PD	FF	FR	SpT	W/L	Score		
09/10	Buffalo	p	0	0	0									W	19-17		
09/17	at N.Y. Jets	p	0	0	0									W	24-17		
09/24	Denver	p	1	0	1									L	17-17		
10/01	at Cincinnati	p	0	0	0								2	W	38-13		
10/08	Miami	p	0	0	0									W	20-10		
10/22	at Buffalo	p	0	0	0									W	26-6		
10/30	at Minnesota	p	0	0	0								1	W	31-7		
11/05	Indianapolis	p	0	0	0								1	L	20-27		
11/12	N.Y. Jets	p	2	1	1									L	14-17		
11/19	at Green Bay	S	3	2	1									W	35-0		
11/26	Chicago	S	7	5	2									W	17-13		
12/03	Detroit	S	11	5	6									W	28-21		
12/10	at Miami	S	3	1	2									L	0-21		
12/17	Houston	S	7	7	0								1	21	1	W	40-7
12/24	at Jacksonville	p	4	3	1									W	24-21		
12/31	at Tennessee	p	7	6	1	1.0	5.0							W	40-23		
2006 Totals		16/5	45	30	15	1.0	5.0	1	21	1	0	0	5	12-4			
01/07	N.Y. Jets	S	4	2	2									W	37-16		
01/14	at San Diego	S	6	5	1	1.0	10.0							W	24-21		
01/21	at Indianapolis	S	7	6	2									L	34-38		
2006 Postseason		3/3	17	12	5	1.0	10.0	0	0	1	0	0	1	2-1			
2007	Opponent	P/S	TT	UT	A	S	Yds	Int	Yds	PD	FF	FR	SpT	W/L	Score		
09/09	at N.Y. Jets	S	4	4	0									W	38-14		
09/16	San Diego	S	4	3	1									1	W	38-14	
09/23	Buffalo	S	7	4	3									2	W	38-7	
10/01	at Cincinnati	S	2	2	0									2	W	34-13	
10/07	Cleveland	S	3	3	0									1	W	34-17	
10/14	at Dallas	S	5	4	1									1	W	40-27	
10/21	at Miami	S	5	4	1									W	49-28		
10/28	Washington	S	4	2	2									W	52-7		
11/04	at Indianapolis	S	7	5	2									W	24-20		
11/18	at Buffalo	S	6	6	0								1	1	W	56-10	
11/25	Philadelphia	S	5	4	1					1	2			W	31-28		
12/03	at Baltimore	S	5	4	1					1	42	1		W	27-24		
12/08	Pittsburgh	S	8	7	1									W	34-13		
12/16	N.Y. Jets					Inactive								W	20-10		
12/23	Miami	S	4	4	0								1	W	26-7		
12/29	at N.Y. Giants	S	4	4	0									W	39-35		
2007 Totals		15/15	73	60	13	0.0	0.0	2	43	5	1	0	7	16-0			
01/12	Jacksonville	S	0	6	2									1	W	31-40	
01/20	San Diego	S	3	3	0									1	W	21-12	
02/03	N.Y. Giants	S	4	3	1									L	14-17		
2007 Postseason		3/3	19	12	3	0.0	0.0	0	0	0	0	0	1	2-1			

SUSTAINED PLAYOFF SUCCESS

The Patriots have won 11 playoff games since the 2003 season, tying the NFL's highest playoff victory total over a five-year span. New England won three playoff games in 2003, three in 2004, one in 2005, two in 2006 and won two in 2007.

MOST PLAYOFF VICTORIES IN A FIVE-YEAR SPAN

Team	5-Year Span	Playoff Wins	SB Wins
New England Patriots	2003-2007	11	2
Dallas Cowboys	1991-95	11	3
Dallas Cowboys	1992-96	11	3
New England Patriots	2001-05	10	3
Pittsburgh Steelers	1974-78	10	3
Pittsburgh Steelers	1975-79	10	3



6-1 ✦ 210 lbs ✦ Born 6/22/78 ✦ Exp. (NFL/Patriots): 9/1
GP/GS (Playoffs): 87/25 (1/0) ✦ Acq: FA-08 ✦ Maryland ✦ Staten Island, N.Y.

CAREER TRANSACTIONS

Lewis Sanders was signed by the Patriots as a veteran free agent on March 6, 2008 ... Originally drafted by the Cleveland Browns in the fourth round (95th overall) of the 2000 NFL Draft ... Placed on the reserve/injured list (8/27/01) ... Re-signed by the Browns (3/25/03) ... Placed on the reserve/injured list (12/9/03) ... Signed by the Jacksonville Jaguars as an unrestricted free agent (3/9/04) ... Released by the Jaguars (8/31/04) ... Signed by the Cleveland Browns (9/1/04) ... Signed by the Houston Texans as an unrestricted free agent (3/8/05) ... Placed on the reserve/injured list (11/14/06) ... Signed by the Atlanta Falcons as an unrestricted free agent (3/7/07) ... Placed on the reserve/injured list (12/17/07) ... Released by the Falcons (2/15/08).

CAREER HIGHLIGHTS

- ✦ Sanders joins the Patriots in 2008 as a veteran of eight NFL seasons with the Cleveland Browns (2000-2004), Houston Texans (2005-06) and Atlanta Falcons (2007).
- ✦ Sanders enters the 2008 season having played in 87 career games with 25 starts, recording 172 career tackles (137 solo), one sack, five interceptions for 90 yards, 31 passes defended, one forced fumble and two fumble recoveries, while also totaling 51 special teams tackles.
- ✦ Sanders spent two seasons with Houston (2005-06), playing in a total of 21 games with 10 starts.
- ✦ In 2006, he played in nine games while starting a career-high seven contests and also set a career high with 37 tackles (29 solo).
- ✦ Sanders spent the first five seasons of his career with Cleveland, playing in a total of 52 games with nine starts over that period, totaling 81 tackles (62 solo), one sack and four interceptions.
- ✦ In 2004, his final season in Cleveland, Sanders played in every game with five starts and set a career high with two interceptions.

SEASONAL REVIEWS

- ✦ **2007 (14/6 - Atlanta):** Totaled 32 tackles (28 solo) and two passes defended in 14 games with six starts ... Started at cornerback and collared four tackles and one pass defended in the season opener at Minnesota (9/9) ... Registered a season-high seven tackles at Jacksonville (9/16) ... Tied his season-high after collecting seven tackles vs. Houston (9/30) ... Placed on injured reserve on Dec. 17.
- ✦ **2006 (9/7 - Houston):** Played in nine games with seven starts before suffering a season-ending injury ... Tallied a career-high 37 tackles to go along with six passes defended and six special teams tackles ... Started at right cornerback in the season opener vs. Philadelphia (9/10) and recorded three tackles and two passes defended ... Tallied eight tackles at Indianapolis (9/17) ... Registered a season-high

10 tackles to go along with one pass defended and one special teams tackle vs. Washington (9/24) ... Finished with five tackles and two passes defended vs. Miami (10/1) ... Saw action as a reserve at Tennessee (10/29) and posted two tackles in addition to one special teams tackle ... Placed on injured reserve on Nov. 14 with a hand injury.

- ✦ **2005 (12/3 - Houston):** Played in 12 games with three starts and was inactive another three contests as he tallied 22 tackles, one forced fumble and one interception ... Saw first action of the season vs. Tennessee (10/9) ... Started at nickel back and tallied three tackles, one pass defended and one forced fumble at Indianapolis (11/13) ... Made two tackles and intercepted a Trent Green pass early in the third quarter, returning it 29 yards to set up a Texans' touchdown vs. Kansas City (11/20) ... Started at cornerback and posted a season-high five tackles in addition to posting one pass defended and one special teams tackle at Baltimore (12/4).

- ✦ **2004 (16/5 - Cleveland):** Saw action in all 16 games and started the final five contests of the season, finishing the year with 25 tackles, two interceptions and six passes defended ... Recorded two special teams tackles vs. Washington (10/3) and at Baltimore (11/7) ... Made first start of the season vs. New England (12/5) as he stepped in for an injured Danyon McCutcheon ... Recorded eight tackles, three passes defended and picked off a Tom Brady pass (12 yards) ... Posted three tackles, three passes defended and his second interception of the season at Buffalo (12/12) as he picked off Drew Bledsoe in the first quarter (24 yards).

- ✦ **2003 (9/1 - Cleveland):** Appeared in nine games with one start, tallying eight tackles, two passes defended and seven special teams tackles ... Made lone start of the season at New England (10/26) when the Browns opened in nickel coverage and posted two tackles along with one special teams tackle ... Collected two tackles and one special teams stop vs. Arizona (11/16) ... Inactive for the next three games before being placed on injured reserve on Dec. 9.

- ✦ **2002 (16/2, 1/0 - Cleveland):** Saw action in all 16 games with two starts and amassed 27 tackles, one interception, one sack and two fumble recoveries ... Also finished second on the team with a career-high 13 special teams tackles ... Made second career start for an injured Robert Griffith in win over Houston (10/20) as he tallied seven tackles ... Started at cornerback for an injured Corey Fuller at New York Jets (10/27) and recovered a fumble ... Registered first career

EXTRA POINTS

- ✦ Lewis' father worked on the 70th floor of the World Trade Center's north tower, but was evacuated before the tower collapsed on Sept. 11, 2001.

sack at Jacksonville (12/8), dropping Jaguars QB Mark Brunell for a five-yard loss ... Saw action at cornerback in Wild Card Game at Steelers (1/5/03), collecting four tackles and one pass defended.

➤ **2001 (0/0 – Cleveland):** Was placed on injured reserve on Aug. 27 and missed the entire 2001 season with a leg injury.

➤ **2000 (11/1 – Cleveland):** Saw action in 11 games with one start and tallied 21 tackles, one interception and 10 passes defended. Also recorded three special teams tackles ... Made his NFL debut at Cincinnati (9/10) and registered his first career interception ... Amassed six tackles and three passes defended vs. Baltimore (10/1) ... Recorded first career start at left cornerback at Denver (10/15), replacing Fuller (shoulder), and notched three tackles and one pass defended ... Made three tackles in season finale vs. Tennessee (12/17).

COLLEGE

Became only the fourth player in Maryland history to register two career kickoff returns for touchdowns and ranks sixth on the Terps' career list with 956 yards on kickoff returns and seventh with 10 career interceptions ... Tallied 56 tackles, 14 passes defended, three fumble recoveries and a conference-best six picks as a junior in 1999 as he earned first-team All-Atlantic Coast Conference and third-team All-

America honors. Was also a semi-finalist for the Jim Thorpe Award, given to the nation's top defensive back. Added 482 yards on 18 kickoff returns with one touchdown ... Started 10 games at free safety in 1997, ranking third in the conference with four interceptions in addition to tallying 74 tackles, one sack, one forced fumble and two fumble recoveries. Added 460 yards on 19 kickoff returns with one touchdown return.

PERSONAL

Lewis Lindell Sanders was born on June 22, 1978 in Staten Island, New York ... Earned numerous honors as a senior at St. Peter's (Staten Island, N.Y.) High School, where he rushed for 800 yards and 10 touchdowns, garnering All-American, all-star and all-east accolades ... Lewis was active in the Cleveland community by donating time to various charitable causes, including building a home for Habitat For Humanity, visiting patients at the Cleveland Clinic Children's Hospital and Rainbow Babies and Children's Hospital ... Also helped build a playground for the United Way's Hometown Huddle program ... Participated in the National Day of Prayer and Remembrance on September 14, 2001, in memory of the terrorist attack on September 11, 2001, as his father, Lewis, managed to safely escape his office in the World Trade Center ... Lewis is married to Allyson ... Majored in criminology and criminal justice.

LEWIS SANDERS

Pos: CB Ht: 6-1 Wt: 210 Year: 9th Acq: FA-08 College: Maryland Born: 6/22/78

REGULAR SEASON			TACKLES					INTERCEPTIONS						MISCELLANEOUS				
Year	Team	G/S	TT	UT	A	S	Yds	No	Yds	Avg	Lg	TD	PD	FF	FR	Yds	TD	SpT
2000	Browns	11/1	21	12	9	0.0	0.0	1	0	0.0	0	0	10	0	0	0	0	3
2001	Browns							Injured Reserve										
2002	Browns	16/2	27	22	5	1.0	5.0	1	25	25.0	25	0	2	0	3	0	0	13
2003	Browns	9/1	8	7	1	0.0	0.0	0	0	0.0	0	0	2	0	0	0	0	7
2004	Browns	16/5	25	21	4	0.0	0.0	2	36	18.0	24	0	6	0	0	0	0	10
2005	Texans	12/3	22	18	4	0.0	0.0	1	29	29.0	29	0	3	1	0	0	0	10
2006	Texans	9/7	37	29	8	0.0	0.0	0	0	0.0	0	0	6	0	0	0	0	6
2007	Falcons	14/6	32	28	4	0.0	0.0	0	0	0.0	0	0	2	0	0	0	0	2
Totals-8 years		87/25	172	137	35	1.0	5.0	5	90	7.2	29	0	31	1	3	0	0	51
POSTSEASON			TACKLES					INTERCEPTIONS						MISCELLANEOUS				
Year	Team	G/S	TT	UT	A	S	Yds	No	Yds	Avg	Lg	TD	PD	FF	FR	Yds	TD	SpT
2002	Browns	1/0	4	2	2	0.0	0.0	0	0	0.0	0	0	1	0	0	0	0	0
Totals-1 year		1/0	4	2	2	0.0	0.0	0	0	0.0	0	0	1	0	0	0	0	0

Additional Statistics: Kickoff Returns (1 for 9 yards, 2004).



RICHARD SEYMOUR

93

DEFENSIVE LINE

6-6 ➤ 310 lbs ➤ Born 10/6/79 ➤ Exp. (NFL/Patriots): 8/8
GP/GS (Playoffs): 96/90 (15/13) ➤ Acq: D1-01 (6th) ➤ Georgia ➤ Gadsden, S.C.

PRO BOWLS: SUPER BOWLS:
02 03 04 05 06 01 03 04

CAREER TRANSACTIONS

Richard Seymour was drafted by the Patriots in the first round (sixth overall) of the 2001 NFL Draft ... Signed by the

Patriots (7/24/01) ... Placed on the reserve/PUP list (9/1/07) ... Activated from the reserve/PUP list (10/27/07).

CAREER HIGHLIGHTS

- Seymour earned a Pro Bowl berth five straight seasons from 2002-06. His five Pro Bowl berths are the most by any Patriots defensive lineman since the 1970 AFL-NFL merger.
- Seymour became the first Patriots defender since Andre Tippett (1984-88) to earn five straight Pro Bowl nods. He is the fifth player in team history to earn five straight Pro Bowl selections, joining John Hannah (eight straight from 1978-85), Mike Haynes (five straight from 1976-80), Ben Coates (five straight from 1994-98) and Tippett.
- In 2007, Seymour returned from injury to start the final eight games of the season and all three of New England's playoff contests. He helped the Patriots defense allow just 288.3 yards per game, the lowest total for the franchise in 25 years, as New England completed an undefeated regular season. Seymour played in his fourth career Super Bowl in 2007.
- In 2006, Seymour was a captain on a Patriots defense that set a franchise record by allowing just 14.81 points per game. The defense allowed just 237 points, the fewest by any Patriots club over a 16-game season.
- In 2005, Seymour was named a first-team All-Pro by the Associated Press for the third consecutive season. From the time he returned from an injury on Nov. 13, 2005, until the end of the regular season, the Patriots allowed just 14.8 points per game while recording a 6-2 record.
- Seymour helped to anchor a dominating three-game defensive effort from Dec. 4-17, 2005, when the Patriots allowed just 10 total points over the three contests, setting a franchise record for the fewest points allowed over a three-game span.
- Seymour was named a defensive captain by his teammates in 2003, 2004, 2005 and 2006.
- Seymour scored his first career touchdown on a 68-yard fumble return to ice the Patriots' victory over Buffalo on Oct. 3, 2004. The fumble return was the longest in franchise history.
- In 2004, Seymour was a co-captain on a Patriots defense that allowed 16.25 points per game, the second fewest in the NFL and the third fewest in franchise history.
- Seymour finished second on the Patriots with a career-high 8.0 sacks in 2003, while also setting career highs with 79 tackles (45 solo) and 10 pass deflections.
- Seymour earned his first Pro Bowl selection in 2002 and became the first Patriots defensive tackle ever selected and the first Patriots defensive lineman to be honored since Willie McGinest in 1996. Former Patriots defensive tackles Houston Antwine (6) and Jim Lee Hunt (4) both earned multiple trips to the AFL All-Star Game during their careers.
- Seymour collected 5.5 sacks during the 2002 season and shared the team lead with Willie McGinest.

EXTRA POINTS

- Richard established the Richard Seymour BGC (Blessing God's Children) Foundation to empower low-income children through activities such as camps and health fairs.
- Richard wears a size 17 shoe, the largest on the team.
- Richard took a trip to Israel with owner Robert Kraft and teammate Benjamin Watson during the 2008 offseason and helped to kick off the last game of the regular season in the Israel Football League.

- Seymour has blocked five field goals in his career, including a block in the 2003 divisional playoffs (1/10/03). Seymour blocked two field goals during the 2002 regular season, becoming the first Patriot since Chad Eaton in 2000 to block two field goals in one season.
- Intercepted the first pass of his career vs. Buffalo (12/8/02) and returned it six yards.
- Seymour finished second among Patriots defensive lineman with 44 tackles (25 solos) during his rookie season in 2001.

SEASONAL REVIEWS

- **2007 (9/8, 3/3):** Played in nine games and made eight starts at defensive end after being activated from the reserve/PUP list on Oct. 27 ... Saw his first action of the season in reserve at defensive end in the Patriots' win against Washington (10/28) and tallied two tackles ... Made his first start of the season at Indianapolis (11/4) and made his presence felt on special teams, blocking an Adam Vinatieri 50-yard field goal attempt for his sixth career and fifth regular season blocked kick ... Made two tackles for a loss against the Colts, taking down Kenton Keith for a 5-yard loss and then stuffing Joseph Addai for a 1-yard loss ... Set a season high with five solo tackles in the Patriots' comeback win at Baltimore (12/3) ... Teamed up with Adalius Thomas to stand up Ravens running back Willis McGahee for a 2-yard loss ... Made four tackles with two of those tackles resulting in no gain against Pittsburgh (12/9) ... Tallied three quarterback hits in a relentless pass rush against the New York Jets (12/16) while tallying a half sack, one pass defense and two solo tackles ... Pressured Jets starter Kellen Clemens to throw a pass that was intercepted by Eugene Wilson and returned for a touchdown ... Teamed with Jarvis Green to sack Chad Pennington for a 13-yard loss ... Recorded his first full sack of the year, chasing down Dolphins quarterback Cleo Lemon for an 8-yard sack in the Patriots' win over Miami (12/23) ... Started at defensive end and made four tackles, including a tackle on running back Reuben Droughns for a 1-yard loss in the Patriots' comeback victory over the New York Giants (12/29) ... Tied for the team lead with nine tackles in the Patriots' win over Jacksonville (1/12) in the AFC Divisional playoffs ... Made seven tackles in Super Bowl XLII against the New York Giants (2/3).
- **2006 (16/15, 3/3):** Was voted a defensive captain by his teammates ... Selected to his fifth consecutive Pro Bowl ... Started 15 of 16 games on the defensive line ... Led the team or tied for the team lead in sacks three times (vs. BUF, at NYJ, vs. CHI) ... Made the start at defensive end ... Collected five tackles (4 solo) and a sack against Buffalo (9/10) ... Finished second on the team with three quarterback hits ... Sacked JP Losman for a 6-yard loss on a critical third-and-two play in the fourth quarter ... Notched six tackles (3 solo), one-and-a-half sacks, a pass defended and a quarterback hit against the N.Y. Jets (9/17) ... Halted a Jets' drive with a sack of Chad Pennington at the end of the second quarter ... Teamed with Mike Vrabel to sack Chad Pennington for a 10-yard loss on a third-and-eight play in the fourth quarter ... Registered a half sack, a quarterback hit and a pass defended at Minnesota (10/30) ... Provided pressure in the pocket causing Brad Johnson to throw a pass that was intercepted by Chad Scott in the second quarter ... Teamed with Jarvis Green to drop Brooks Bollinger for a 2-yard sack in the fourth quarter ... Collected four tackles (1 solo), a sack, a pass defended, a blocked field goal and a fumble recovery against Chicago (11/26) ... Blocked a Robbie Gould 45-yard field goal attempt, keeping the scored tied at 0-0 in the first quarter ... Recovered a fumble when Rex Grossman botched the snap on a third-and-five play deep in Patriots territory in the second quarter

... Sacked Rex Grossman for a 5-yard loss on a third-and-15 play in the third quarter ... Collected an interception and two passes defended against Houston (12/17) ... Teamed with Mike Vrabel to stuff Ron Dayne for no gain on a rush off left tackle in the first quarter ... Deflected a David Carr pass into the air and then intercepted it at the Houston 24-yard line in the first quarter ... Notched four solo tackles, a sack and two quarterback hits in a wild card playoff game against the Jets (1/7) ... Sacked Chad Pennington for an 8-yard loss on the Jets' final play of the game.

❖ **2005 (12/12, 2/2):** Named a defensive captain by his teammates ... Selected to his fourth Pro Bowl and earned first-team All-Pro honors from the Associated Press ... Collected 69 tackles (41 solo), four sacks and four passes defended while starting 12 games ... His four sacks led all Patriots defensive linemen ... In the playoffs, ranked second on the team with 16 tackles and 1.5 sacks ... Once he returned to the lineup after missing four games due to injury, the Patriots allowed just 14.8 points per game while recording a 6-2 record over the last eight regular-season games ... Anchored a defensive front that allowed an average of just 31.3 rushing yards per game in the month of December ... Co-captained a defense that allowed a total of just 10 points over three games (12/4-12/17), setting a franchise record for the fewest points allowed in a three-game period ... Led the team with 14 tackles (4 solo) and set a new career-high with 10 assists against Carolina (9/18) ... Led the team with nine tackles (7 solo), including two sacks for 17 yards and a pass defended against Pittsburgh (9/25) ... Recorded the first multiple-sack game of his career, dropping Ben Roethlisberger for a 9-yard loss in the second quarter and for an 8-yard loss in the fourth quarter ... Recorded six tackles, a sack and a fumble recovery against the N.Y. Jets (12/26) ... Sacked Brooks Bollinger for a 9-yard loss. Recovered a fumble that was forced when Hank Potratz sacked Bollinger ... Registered

four tackles (3 solo), a fumble recovery and 0.5 sacks in the wild card playoff against Jacksonville (1/7) ... Recovered an Alvin Pearson fumble that was forced by Eugene Wilson ... Teamed with Willie McGinest to sack David Garrard for a 7-yard loss ... Led the team with 12 tackles (7 solo) and one sack in the divisional playoffs against Denver (1/14) ... Combined with Jarvis Green to sack Jake Plummer for a 7-yard loss. Teamed with Vince Wilfork to drop Plummer for a sack.

❖ **2004 (15/15, 1/0):** Named to his third consecutive Pro Bowl ... Was voted a defensive captain for the 2004 season by his teammates ... Named a First Team All-Pro by the Associated Press, Football Digest, College & Pro Football Weekly, the PFWA and the Sporting News ... Finished tied for third on the team with 5.0 sacks ... Registered his first career touchdown in the Patriots' victory at Buffalo (10/3/04) ... Recorded a sack in Super Bowl XXXIX ... Tallied five tackles (2 solo), a sack and a fumble recovery that he returned for a touchdown against Buffalo (10/3) ... Registered his first career touchdown when he scooped up a Drew Bledsoe fumble and rumbled 68 yards for the game-clinching score in the fourth quarter. Sacked Bledsoe for an 8-yard loss in the fourth quarter ... Notched a career-high 16 tackles (8 solo) against the Steelers (10/31) ... Notched six tackles (4 solo) and a forced fumble that was returned for a touchdown against Cleveland (12/5) ... Caused William Green to fumble with a vicious hit and the ball was scooped up by Randall Gay for a 41-yard fumble recovery for a touchdown. Was part of a defense that allowed just 2.7 yards per carry and only 46 total rushing yards (17-46) ... Returned from injury to see significant action as a reserve on the defensive line in the Patriots' 24-21 victory over the Eagles in Super Bowl XXXIX ... Stonewalled Brian Westbrook for a 2-yard loss on his first play of the game. Sacked Donovan McNabb for a 6-yard loss in the third quarter ... Knocked down a McNabb pass at the line of scrimmage that was intended for Terrell Owens in the fourth quarter ... Helped to hold Philadelphia's rushing game in check, allowing only 45 rushing yards on 17 carries (2.6 avg).

❖ **2003 (15/14, 3/3):** Was voted a defensive captain for the 2003 season by his teammates ... Earned his second consecutive Pro Bowl berth ... Finished second on the team with a career-high 8.0 sacks ... Was in on a sack in a team-leading nine games ... Ranked fourth on the team with a career-high 79 tackles (45 solo) ... Named AFC Special Teams Player of the Week on two occasions, for his performances in Week Seven and in the Divisional Playoffs ... Named an All-Pro by the Associated Press, Sports Illustrated and ESPN.com ... Recorded a sack and made two pass deflections that led to interceptions against the N.Y. Giants (10/12) ... Deflected a Kerry Collins pass at the line of scrimmage on the first play of the game that was then intercepted by Tyrone Poole ... Tipped another Collins pass that was then intercepted by Rodney Harrison. Sacked Collins for a five-yard loss, forcing the Giants to settle for a field goal two plays later ... Named AFC Special Teams Player of the Week after blocking Olindo Mare's potential game-winning 35-yard field goal with 2:00 remaining in the game to preserve a 13-13 tie against Miami (10/19) ... Recorded six tackles, four pass defenses and a sack against Houston (11/23) ... Sacked Tony Banks for an eight-yard loss on third-and-two ... Named AFC Special Teams Player of the Week after tallying seven tackles (5 solo) and a blocked field goal in the Patriots' 17-14 divisional playoff victory over Tennessee (1/10) ... Blocked Gary Anderson's 31-yard field goal attempt with a strong push up the middle in the second quarter ... Collected two solo tackles, a fumble recovery and a pass defense in the Patriots' 32-29 Super Bowl XXXVIII victory over the Panthers ... Recovered a fumble after Mike Vrabel forced the ball loose with a blind-side sack of Jake Delhomme in the second quarter.

HONORS AND AWARDS

2007

NFL.com's All-Interview Team

2006

Pro Bowl

Associated Press All-Pro Second Team

Pro Football Weekly/PFWA All-AFC Team

NFL.com's All-Interview Team

2005

Pro Bowl

Associated Press All-Pro First Team

Pro Football Weekly/PFWA All-NFL Team

AP/PFW/PFWA All-NFL Team

NFL.com's All-Interview Team

2004

Pro Bowl

Associated Press All-Pro First Team

Pro Football Weekly/PFWA All-NFL Team

Football Digest All-Pro Team

Sporting News All-Pro Team

2003

Pro Bowl

Associated Press All-Pro First Team

AFC Special Teams Player of the Week (Wk. 7 & Div. Playoffs)

Dr. Z's All-Pro Team

NFL.com's All-Interview Team

2002

Pro Bowl

2001

Pro Football Weekly All-Rookie Team

Dr. Z's Defensive Rookie of the Year

➤ **2002 (16/16):** Earned his first Pro Bowl selection while starting all 16 games at defensive tackle ... Tied for the team lead with a career-high 5.5 sacks (Willie McGinest) ... Blocked two field goals ... Sacked Kordell Stewart for a 10-yard loss in the Patriots 30-14 win over the Steelers on Monday Night Football (9/9). Dropped Stewart for a three-yard loss on a quarterback draw play ... Tied a then career high with four assisted tackles. ... Started at nose tackle and shared a sack, blocked a field goal and recovered a Viking fumble in the Patriots 24-17 victory over Minnesota (11/24) ... Helped give the Patriots early momentum by blocking a 43-yard Gary Anderson field goal attempt on Minnesota's first series of the game. Teamed with Teddy Bruschi to sack Daunte Culpepper for a total loss of four yards ... Recovered a Randy Moss fumble that was forced by Roman Phifer ... Key part of the Patriots strong defensive effort, recording an interception and a sack to go along with four tackles (2 solos) in a 27-17 win over the Bills (12/8) ... Grabbed a Drew Bledsoe pass that had been tipped by Anthony Pleasant and returned it six yards to the Buffalo nine-yard line. Sacked Drew Bledsoe for a loss of 10 yards.

➤ **2001 (13/10, 3/2):** Played in 13 regular season games on the defensive line, including 10 starts ... Amassed 44 tackles (25 solos), including three sacks ... Voted to Pro Football Weekly All-Rookie Team ... Totaled 11 tackles (7 solos) in the postseason, including a sack in Super Bowl XXXVI ... Made his NFL debut against the N.Y. Jets (9/23) and recorded four tackles as the Patriots limited the Jets to 238 total yards, the lowest total they yielded during the season ... Started at nose tackle against Atlanta (11/4) and recorded his first career sack when he brought down Chris Chandler for a six-yard loss ... Part of a defensive assault on the Falcons quarterbacks as seven different defenders recorded a season-high nine sacks ... Recorded his first career fumble recovery against Carolina (1/6), covering a ball that Willie McGinest stripped from running back Richard Huntley ... Lined up as an eligible fullback in goal line formations ... Made his first career postseason start at defensive tackle and recorded three tackles in the AFC Championship Game against Pittsburgh (1/27) ... Helped limit the Steelers to just 58 yards rushing on 22 carries (2.6 avg.) ... Tackled Amos Zereoue for a one-yard loss and brought down Kordell Stewart for a two-yard loss ... Recorded three tackles, including his first career postseason sack when he brought down Kurt Warner for a seven-yard loss in the Patriots 20-17 victory in Super Bowl XXXVI.

COLLEGE

Seymour was a four-year letterman at Georgia (1997-2000) ... Played in 41 games for the Bulldogs, earning 25 starting assignments ... Finished his career with 223 tackles (106 solos), nine-and-a-half sacks, 25.5 tackles for losses and 35 quarterback pressures ... Voted All-Southeastern Conference first-team pick twice (1999-2000) ... Led his team in both his senior and junior years with 10 and 10.5 tackles for

RICHARD SEYMOUR'S SINGLE-GAME CAREER HIGHS

Regular Season

Tackles:	16	at Pittsburgh (10/31/04)
Solos:	8	at Pittsburgh (10/31/04)
Assists:	10	at Carolina (10/31/05)
Sacks:	2	at Pittsburgh (9/25/05)
Interceptions:	1	vs. Houston (12/17/06) vs. Buffalo (12/8/02)
Int. Return Yards:	6	vs. Buffalo (12/8/02)
Passes Defensed:	4	at Houston (11/23/03)
Forced Fumbles:	1	at Kansas City (11/27/05) vs. Jacksonville (12/14/03) at Cleveland (12/5/04)
Fumble Recoveries:	1	Four times, most recent at vs. Chicago (11/26/06)
Touchdowns:	1	at Buffalo (10/3/04)

losses, respectively ... Named SEC Player of the Week twice during his career. 2000 (Senior): Started 10 games at right defensive tackle, recording 78 tackles (35 solos) and a team-leading 10.5 tackles for loss ... Added one-and-a-half sacks for a loss of six-and-a-half yards ... Credited with 13 quarterback pressures. 1999 (Junior): Started all 11 games at right defensive tackle and led the team with 74 tackles (38 solos), including 10 tackles-for-loss ... Collected four sacks for 22 yards and seven quarterback pressures ... Also intercepted a pass. 1998 (Sophomore): Despite starting only four games, finished fourth on the team with 69 tackles (32 solos) ... Added four sacks for 38 yards and 14 quarterback pressures ... Recorded five tackles for losses, recovered and caused a fumble. 1997 (Freshman): Appeared in nine games during his freshman year at right defensive tackle ... Recorded two tackles and a quarterback pressure.

PERSONAL

Richard Vershaun Seymour was born the son of Richard and Deborah Seymour on Oct. 6, 1979 in Gadsden, S.C. ... First-team all-region and all-area selection as a two-way lineman at Lower Richland (S.C.) High ... Led the team with 83 tackles and eight sacks as a senior ... Named team captain and best defensive lineman on the team ... Also lettered in basketball and track ... A first-round selection in the 2001 draft, Richard spoke to the 2002 draft class about life as an NFL rookie at the NFL's annual rookie symposium in 2002 ... Plays the trombone ... In 2007, participated in Take A Player To School Day, going to a Sharon, Mass. elementary school and speaking to a school-wide assembly ... Participated in the 2007 Salvation Army Holiday Party at Gillette Stadium with nearly 250 children from the Boston and Providence Salvation Army centers ... Majored in housing and consumer economics at Georgia ... Richard is married with three children.

RICHARD SEYMOUR

Pos: DL Ht: 6-6 Wt: 310 Year: 8th Acq: D1-01 (6th) College: Georgia Born: 10/6/79

REGULAR SEASON		TACKLES						INTERCEPTIONS						MISCELLANEOUS				
Year	Team	P/S	TT	UT	A	S	Yds	No	Yds	Avg	Lg	TD	PD	FF	FR	Yds	TD	SpT
2001	Patriots	13/10	44	25	19	3.0	18.0	0	0	0.0	0	0	1	0	1	0	0	0
2002	Patriots	16/16	56	33	23	5.5	42.0	1	6	6.0	6	0	3	0	1	0	0	0
2003	Patriots	15/14	80	45	35	8.0	57.0	0	0	0.0	0	0	10	1	0	0	0	0
2004	Patriots	15/15	67	37	30	5.0	30.0	0	0	0.0	0	0	1	1	1	68	1	0
2005	Patriots	12/12	69	41	28	4.0	33.0	0	0	0.0	0	0	4	1	1	0	0	0
2006	Patriots	16/15	51	25	26	4.0	18.0	1	0	0.0	0	0	8	0	1	0	0	0
2007	Patriots	9/8	30	16	14	1.5	14.5	0	0	0.0	0	0	1	0	0	0	0	0
Totals-7 years		96/90	397	222	175	31.0	212.5	2	6	3.0	6	0	28	3	5	68	1	0

RICHARD SEYMOUR (CONT.)


Pos: DL Ht: 6-6 Wt: 310 Year: 8th Acq: D1-01 (6th) College: Georgia Born: 10/6/79

POSTSEASON		TACKLES						INTERCEPTIONS						MISCELLANEOUS				
Year	Team	P/S	TT	UT	A	S	Yds	No	Yds	Avg	Lg	TD	PD	FF	FR	Yds	TD	SpT
2001	Patriots	3/2	11	7	4	1.0	7.0	0	0	0.0	0	0	2	0	0	0	0	0
2003	Patriots	3/3	12	9	3	0.0	0.0	0	0	0.0	0	0	2	0	0	0	0	0
2004	Patriots	1/0	2	2	0	1.0	6.0	0	0	0.0	0	0	2	0	0	0	0	0
2005	Patriots	2/2	16	10	6	1.5	7.0	0	0	0.0	0	0	0	0	1	0	0	0
2006	Patriots	3/3	8	6	2	1.0	8.0	0	0	0.0	0	0	0	0	0	0	0	0
2007	Patriots	3/3	17	7	10	0.0	0.0	0	0	0.0	0	0	0	0	0	0	0	0
Totals-6 years		15/13	66	41	25	4.5	28.0	0	0	0.0	0	0	6	0	1	0	0	0

ADDITIONAL STATISTICS: Blocked Field Goals / Regular Season – Career (5); 2001 (1), 2002 (2), 2003 (1), 2006 (1)
Blocked Field Goals / Playoffs – Career (1); 2003 (1).

SEYMOUR'S CAREER GAME-BY-GAME

Year	Opponent	P/S	TT	UT	A	S	Yds	Int	Yds	PD	FF	FR	SpT	W/L	Score
09/09	at Cincinnati						Inactive							L	17-23
09/23	N.Y. Jets	S	4	3	1	0	6.0							W	24-10
09/30	Indianapolis	p	2	2	0									W	44-13
10/07	at Miami	p	7	4	3									L	10-30
10/14	San Diego	p	2	1	1									W	29-26
10/21	at Indianapolis						Inactive							W	38-17
10/28	at Denver						Inactive							L	20-31
11/04	at Atlanta	S	1	1	0	1.0	6.0							W	24-10
11/11	Buffalo	S	7	5	2									W	21-11
11/18	St. Louis	S	2	1	1									L	17-24
11/25	New Orleans	S	3	2	1									W	34-17
12/02	at N.Y. Jets	S	3	2	1	1.0	6.0							W	17-16
12/09	Cleveland	S	5	1	4	1.0	6.0							W	27-16
12/16	at Buffalo	S	2	1	1									W	12-9
12/22	Miami	S	4	1	3									W	20-13
01/06	at Carolina	S	2	2	0									W	38-6
2001 Totals 13/10 44 25 19 3.0 18.0 0 0 1 0 0 0 11-5															
01/19	Oakland	p	5	2	3									W	16-13
01/27	at Pittsburgh	S	3	3	0									W	24-17
02/03	St. Louis	S	3	2	1	1.0	7.0							W	20-17
2001 Postseason 3/2 11 7 4 1.0 7.0 0 0 2 0 0 0 3-0															
2002	Opponent	P/S	TT	UT	A	S	Yds	Int	Yds	PD	FF	FR	SpT	W/L	Score
09/09	Pittsburgh	S	6	2	4	1.0	10.0							W	30-14
09/15	at N.Y. Jets	S	1	1	0									W	44-7
09/22	Kansas City	S	5	2	3	1.0	4.0							W	41-38
09/29	at San Diego	S	6	5	1									L	21-21
10/05	at Miami	S	2	1	1									L	13-26
10/13	Green Bay	S	2	1	1									L	10-28
10/27	Denver	S	4	3	1									L	16-24
11/03	at Buffalo	S	2	2	0	1.0	8.0							W	38-7
11/10	at Chicago	S	0	0	0									W	33-30
11/17	at Oakland	S	5	2	3	1.0	8.0							L	20-27
11/24	Minnesota	S	6	2	4	0.5	2.0							W	24-17
11/28	at Detroit	S	0	0	0									W	20-12
12/08	Buffalo	S	4	3	1	1.0	10.0	1	6	1				W	27-17
12/16	at Tennessee	S	4	4	0									L	7-24
12/22	N.Y. Jets	S	3	0	3									W	17-30
12/29	Miami	S	6	5	1									W	27-24
2002 Totals 16/16 56 33 23 5.5 42.0 1 6 3 0 1 0 9-7															
2003	Opponent	P/S	TT	UT	A	S	Yds	Int	Yds	PD	FF	FR	SpT	W/L	Score
09/07	at Buffalo	S	7	3	4	1.0	7.0							L	0-31
09/14	at Philadelphia	S	2	2	0									W	31-10
09/21	N.Y. Jets	S	5	3	2									W	23-16
09/28	at Washington	S	8	4	4									L	17-20
10/05	Tennessee	S	6	4	2	1.0	7.0							W	38-30
10/12	N.Y. Giants	S	4	3	1	1.0	5.0							W	17-6
10/19	at Miami	S	7	4	3									W	19-13
10/26	Cleveland	S	4	3	1	0.5	4.5							W	9-3
11/03	at Denver						Inactive							W	30-26
11/10	Dallas	S	6	5	1	1.0	3.0							W	12-0
11/23	at Houston	S	6	3	3	1.0	8.0							W	23-20
11/30	at Indianapolis	S	8	2	6									W	38-34
12/07	Miami	S	4	2	2	1.0	13.0							W	12-0
12/14	at Jacksonville	p	7	5	2	1.0	6.0							W	27-13
12/20	at N.Y. Jets	S	4	2	2	0.5	3.5							W	21-16
12/27	Buffalo	S	1	0	1									W	31-0
2003 Totals 15/14 79 45 34 8.0 57.0 0 0 10 1 0 0 14-2															
01/10	Tennessee	S	7	5	2									W	17-24
01/18	Indianapolis	S	3	2	1									W	24-14
02/01	Carolina	S	2	2	0									W	32-29
2003 Postseason 3/3 12 9 3 0.0 7.0 0 0 2 0 1 0 3-0															
2004	Opponent	P/S	TT	UT	A	S	Yds	Int	Yds	PD	FF	FR	SpT	W/L	Score
09/09	Indianapolis	S	6	2	4									W	27-24
09/19	at Arizona	S	1	0	1									W	23-12
10/03	at Buffalo	S	5	2	3	1.0	8.0							W	31-17
10/10	Miami	S	1	1	0	1.0	7.0							W	24-10
10/17	Seattle	S	6	4	2									W	30-20
10/24	N.Y. Jets	S	3	3	0									W	13-7
10/31	at Pittsburgh	S	16	8										L	20-34
11/07	at St. Louis	S	4	3	1	1.0	9.0							W	40-22
11/14	Buffalo	S	0	0	0									W	29-6
11/22	at Kansas City	S	6	3	3									W	27-19
11/28	Baltimore	S	3	3	0	1.0	6.0							W	24-3
12/05	at Cleveland	S	6	4	2									W	42-15
12/12	Cincinnati	S	4	1	3									W	35-28
12/20	at Miami	S	3	3	0	1.0	0.0							L	28-29
12/26	at N.Y. Jets	S	3	0	3									W	23-7
01/02	San Francisco						Inactive							W	21-7
2004 Totals 15/15 67 37 30 5.0 30.0 0 0 1 1 1 1 14-2															
01/16	Indianapolis						Inactive							W	20-3
01/23	at Pittsburgh						Inactive							W	41-27
02/05	* Philadelphia	p	2	2	2	0	1.0	6.0						W	24-21
2004 Postseason 1/0 2 2 0 1.0 6.0 0 0 2 0 0 0 3-0															
2005	Opponent	P/S	TT	UT	A	S	Yds	Int	Yds	PD	FF	FR	SpT	W/L	Score
09/08	Oakland	S	8	5	3									W	30-20
09/18	at Carolina	S	14	4	10									L	17-27
09/25	at Pittsburgh	S	9	7	2	2.0	17.0							W	23-20
10/02	San Diego	S	5	3	2									L	17-41
10/09	at Atlanta						Inactive							W	31-28
10/16	at Denver						Inactive							L	20-28
11/07	Indianapolis						Inactive							L	21-40
11/13	at Miami	S	3	2	1									W	23-16
11/20	New Orleans	S	3	2	1									W	24-27
11/27	at Kansas City	S	8	5	3									L	16-26
12/04	N.Y. Jets	S	1	0	1									W	16-3
12/11	at Buffalo	S	4	2	2	1.0	7.0							W	35-7
12/17	Tampa Bay	S	6	3	3									W	28-0
12/26	at N.Y. Jets	S	6	6	0	1.0	9.0							L	31-21
01/01	Miami	S	2	2	0									L	26-28
2005 Totals 12/12 69 41 28 4.0 33.0 0 0 4 1 1 0 16-6															
01/07	Jacksonville	S	4	3	1									W	28-3
01/14	at Denver	S	12	5	1.0	3.5								L	13-27
2005 Postseason 2/2 16 10 6 1.5 7.0 0 0 0 0 1 0 1-1															
2006	Opponent	P/S	TT	UT	A	S	Yds	Int	Yds	PD	FF	FR	SpT	W/L	Score
09/10	Buffalo	S	5	4	1	1.0	6.0							W	19-17
09/17	at N.Y. Jets	S	6	3	3	1.5	6.0							W	24-17
09/24	Denver	S	7	2	5									L	7-17
10/01	at Cincinnati	S	3	1	2									W	38-13
10/08	Buffalo	S	1	0	1									W	20-10
10/22	at Buffalo	S	1	0	1									W	28-6
10/30	at Minnesota	p	1	1	0	0.5	1.0							W	31-7
11/05	Indianapolis	S	3	1	2									L	20-27
11/12	N.Y. Jets	S	0	0	0									L	14-17
11/19	at Green Bay	S	5	3	2									W	35-0
12/03	Chicago	S	4	1	3	1.0	5.0							W	17-13
12/06	Detroit	S	2	2	0									W	28-21
12/10	at Miami	S	5	3	2									L	0-21
12/17	Houston	S	0	0	0									W	40-7
12/24	at Jacksonville	S	4	2	2									W	24-21
01/01	at Tennessee	S	2	2	1									W	40-6
2006 Totals 16/15 51 25 26 4.0 18.0 1 0 8 0 1 0 12-4															
01/07	N.Y. Jets	S	4	4	0	1.0	8.0							W	37-16
01/14	at San Diego	S	1	1	0									W	24-21
01/21	at Indianapolis	S	3	1	2									L	34-38
2006 Postseason 3/3 8 6 2 1.0 8.0 0 0 0 0 0 0 2-1															
2007	Opponent	P/S	TT	UT	A	S	Yds	Int	Yds	PD	FF	FR	SpT	W/L	Score
10/21	at Miami						Activated Off							W	49-28
10/28	at Washington	p	2	2	0		Indus List 10/27/07							W	52-7
11/04	at Indianapolis	S	6	5	1									W	24-20
11/18	at Buffalo	S	0	0	0									W	56-10
11/25	Philadelphia	S	3	1	2									W	31-28
12/03	at Baltimore	S	5	4	1									W	27-24
12/09	Pittsburgh	S	4	1	3									W	34-13
12/16	N.Y. Jets	S	2	2	0	0.5	6.5							W	20-10
12/23	Miami	S	4	1											



6-4 ✦ 303 lbs ✦ Born 9/8/77 ✦ Exp. (NFL/Patriots): 6/1
GP/GS: 30/10 (0/0) ✦ Acq: FA-07 ✦ Alabama ✦ Meridian, Miss.

CAREER TRANSACTIONS

Kenny Smith was signed by the Patriots as a free agent on June 8, 2007 ... Originally drafted by the New Orleans Saints in the third round (81st overall) of the 2001 NFL Draft ... Signed by the Oakland Raiders (3/31/05) ... Signed by the Tampa Bay Buccaneers (3/7/07) ... Released by the Buccaneers (4/30/07) ... Released by the Patriots (8/22/07) ... Re-signed by the Patriots (4/23/08).

CAREER HIGHLIGHTS

- ✦ Smith has played in 30 career games with 10 starts and has recorded 69 career tackles (56 solo), 4.5 sacks, two passes defended and two fumble recoveries.
- ✦ In 2003, Smith set career highs with nine starts in 15 games while compiling 42 tackles (32 solo), one sack, one pass defended and one fumble recovery.
- ✦ In 2002, Smith notched 18 tackles (17 solo) including 3.5 sacks, one pass defended and a fumble recovery.

SEASONAL REVIEWS

- ✦ **2007 (0/0):** Released by the Patriots during the preseason (8/22) and spent the remainder of the year out of football.
- ✦ **2006:** Out of football.
- ✦ **2005 (0/0 – Oakland):** Placed on injured reserve (9/4/05) and missed the entire 2005 season.
- ✦ **2004 (0/0 – New Orleans):** Placed on injured reserve after suffering an injury in the preseason and missed the entire 2004 season.
- ✦ **2003 (15/9 – New Orleans):** Played in 15 games with nine starts and posted 47 tackles (28 solo), a pass defended and a sack ... Notched four or more tackles in eight contests ... Made first start of the season and had four tackles (3 solo) and a fumble recovery against Tennessee (9/21) ... Recorded a career-high five tackles (3 solo) and a sack for six yards against Tampa Bay (12/7) ... Matched his career high with five stops in the season finale against Dallas (12/28).
- ✦ **2002 (9/1 – New Orleans):** Played in nine games and made the first start of his career ... Posted 18 tackles (15 solo) and tallied 3.5 sacks for 21 yards, a pass defended and a fumble recovery ... Saw action in his first game of the season and recorded two tackles and a pass defended against Pittsburgh (10/6) ... Registered the first sack of his career, finishing with two tackles and 1.5 sacks against

Washington (10/13) ... Had a then career-high four stops (3 solo) against Atlanta (10/27) ... Recorded a solo tackle and a sack for seven yards against Atlanta (11/17) ... Made his first career start and had four tackles (3 solo) against Cleveland (11/24) ... Had two solo tackles and a sack against Tampa Bay (12/1).

- ✦ **2001 (6/0 – New Orleans):** Saw action in six games as a rookie, posting 10 tackles (6 solo) ... Made his NFL debut against Carolina (10/14), seeing action at defensive end.

COLLEGE

A four-year starter and two-time All-SEC selection for Alabama ... Finished his Crimson Tide career with 177 tackles (103 solo), 10.5 sacks and three blocked kicks ... All-SEC selection at defensive tackle as a senior, ranking fifth on the team with a career-high 72 tackles (40 solo), 3.5 sacks, a pass defended and a blocked kick ... Caused two fumbles and recovered another ... Moved from defensive end to defensive tackle his junior season and was a second team All-SEC pick, finishing with 37 tackles (21 solo), three sacks and a forced fumble.

PERSONAL

Kenny Smith was born to Leon Smith and Betty Jennings on September 8, 1977 ... Was Mississippi Defensive Player of the Year and Parade All-American as a senior at Meridian High (Miss.) ... Four Year prep starter ... As a senior, he had 65 solo stops, 10 sacks, two fumbles recoveries and two forced fumbles ... First player in Meridian history to move up from junior high to play varsity football ... Also played basketball and made the all-state basketball squad ... Majored in business management at Alabama.


EXTRA POINTS

- ✦ Kenny, a highly sought after recruit out of Mississippi, planned to attend Florida, but his father insisted on Georgia Tech. His mother had to break the stalemate, ultimately deciding on Alabama, where Kenny would be close to home.

KENNY SMITH

Pos: DL Ht: 6-4 Wt: 303 Year: 6th Acq: FA-08 College: Alabama Born: 9/8/77

REGULAR SEASON		TACKLES					INTERCEPTIONS					MISCELLANEOUS				
Year	Team	G/S	TT	UT	A	S	Yds	No	Yds	Avg	Lg	TD	PD	FF	FR	Yds
2001	Saints	6/0	8	7	1	0	0	0	0	0	-	0	0	0	0	0
2002	Saints	9/1	19	17	2	3.5	21	0	0	0	-	0	1	0	1	0
2003	Saints	15/9	42	32	10	1	6	0	0	0	-	0	1	0	1	0
2004	Saints															
2005	Raiders															
2006																
2007																
Totals-5 years		30/10	69	56	13	4.5	27	0	0	0	-	0	2	0	2	0



LE KEVIN SMITH

90

DEFENSIVE LINE

6-3 308 lbs Born 7/21/82 Exp. (NFL/Patriots): 3/3
GP/GS (Playoffs): 16/0 (2/0) Acq: D6c-06 (206th) Nebraska Macon, Ga.

Pronounced Lee-KEE-vin

CAREER TRANSACTIONS

Le Kevin Smith was drafted by the New England Patriots in the sixth round (206th overall) of the 2006 NFL Draft ... Signed by the Patriots (7/21/06).

SEASONAL REVIEWS

2007 (13/0, 2/0): Set a career high appearing in 13 games in 2007 ... Saw limited action on the defensive line and was a member of the Patriots' special teams units ... Tied for the team lead with two special teams tackles at Dallas (10/14) ... Played on special teams coverage units and in reserve at defensive end at Miami (10/21) ... Tied for the team lead with two special teams tackles for the second straight week against Washington (10/28) ... Played in reserve at defensive end and made one solo tackle in the Patriots' win over Miami (12/23) ... Played in reserve on special teams coverage and return units in the Patriots' win over Jacksonville (1/12) in the AFC Divisional playoffs ... Played in reserve at defensive end and on special teams coverage and return units in Super Bowl XLII (2/3).

2006 (3/0, 0/0): Saw action in three games as a reserve defensive lineman ... Was active but did not play in two games and was listed as a day-of-game inactive 11 times ... Saw limited action as a reserve at nose tackle and collected a tackle against Houston (12/17) ... Saw action on the defensive line and posted a tackle at Tennessee (12/31).

COLLEGE

Started 35 of 49 games at Nebraska, recording 9.5 sacks for 55 yards and 36 tackles for losses of 112 yards ... His 36 tackles for losses were the seventh-highest total in Cornhusker history and the second highest total by any defensive lineman in school annals ... Also recorded

an interception with a 14-yard return, 20 quarterback pressures, three passes defended and a fumble recovery ... Missed only one game during his collegiate career ... Topped the 40-tackle mark in all four of his seasons as a Husker ... As a senior in 2005, started all 12 games at weak-side defensive tackle and recorded 43 tackles (23 solos) with a career-high six sacks for 35 yards and a career-high 13 stops for losses of 54 yards.

PERSONAL

Le Kevin Smith was born the son of Kimberly Smith on July 21, 1982 ... Named to the 2003 Big 12 Commissioner's Academic Honor Roll ... Attended Stratford (Macon, Ga.) Academy, where he became one of the top high school defensive linemen in the country ... Named the USA Today Georgia Player of the Year and was an All-American according to Super Prep and Rivals.com ... Helped Stratford Academy win two Class 3A state titles ... Four-year letter-winner in track, winning three state titles in the discus and two in the shot put ... Graduated from Nebraska in December 2005 with a degree in Construction Management.

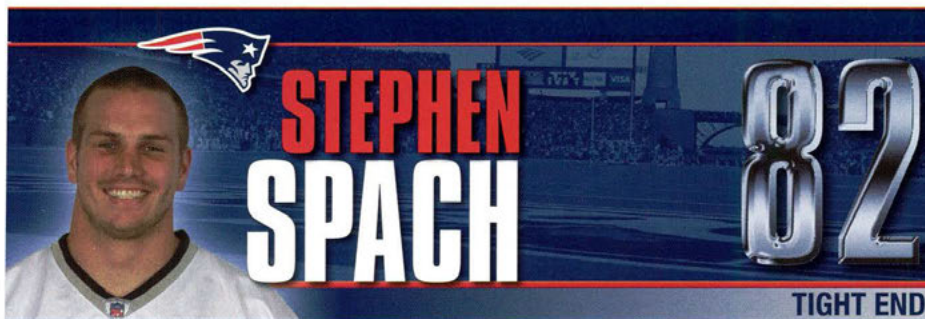
EXTRA POINTS

- As a youth, Le Kevin used to routinely beat his friends in playground backflip contests, often completing three or four in a row despite being the largest kid on the playground. At 6-foot-3-inches and 308 pounds, he can complete a backflip.
- Le Kevin enjoys drawing, painting and photography. He even has some of his art hanging in a hospital in his hometown of Macon, Georgia.

LE KEVIN SMITH

Pos: DL Ht: 6-3 Wt: 308 Year: 3rd Acq: D6c-06 (206th) College: Nebraska Born: 7/21/82

REGULAR SEASON		TACKLES						INTERCEPTIONS						MISCELLANEOUS				
Year	Team	P/S	TT	UT	A	S	Yds	No.	Yds.	Avg.	Lg	TD	PD	FF	FR	Yds	TD	SpT
2006	Patriots	3/0	2	0	2	0.0	0.0	0	0	0.0	0	0	0	0	0	0	0	0
2007	Patriots	13/0	2	2	0	0.0	0.0	0	0	0.0	0	0	0	0	0	0	0	4
Totals-2 years		16/0	4	2	2	0.0	0.0	0	0	0.0	0	0	0	0	0	0	0	4
POSTSEASON		TACKLES						INTERCEPTIONS						MISCELLANEOUS				
Year	Team	P/S	TT	UT	A	S	Yds	No.	Yds.	Avg.	Lg	TD	PD	FF	FR	Yds	TD	SpT
2006	Patriots	0/0	0	0	0	0.0	0.0	0	0	0	0	0	0	0	0	0	0	0
2007	Patriots	2/0	0	0	0	0.0	0.0	0	0	0	0	0	0	0	0	0	0	0
Totals-2 years		2/0	0	0	0	0.0	0.0	0	0	0	0	0	0	0	0	0	0	0



TIGHT END

6-4 > 250 lbs > Born 7/18/82 > Exp. (NFL/Patriots): 3/2
 Career GP/GS: 16/1 (1/0) > Acq: FA-07 > Fresno State > Clovis, Calif.

CAREER TRANSACTIONS

Stephen Spach was signed by the Patriots as a veteran free agent on December 13, 2007... Originally signed as an undrafted free agent by the Philadelphia Eagles in the Spring of 2005... Released by the Eagles (9/2/06)... Signed by the Minnesota Vikings (1/9/07)... Released by the Vikings (9/2/07).

SEASONAL REVIEWS

> **2007 (3/0, 1/0):** Signed as a free agent on Dec. 13, 2007... Saw his first action in a Patriots' uniform in a reserve role at tight end in the Patriots' win over the New York Jets (12/16)... Played in reserve at tight end and on special teams return units in the Patriots' win over the San Diego Chargers (1/20) in the AFC Championship Game.

> **2006 (0/0 - Minnesota):** Released by the Minnesota Vikings following training camp (9/2).

> **2005 (13/1 - Philadelphia):** Played in 13 games in his rookie season with the Philadelphia Eagles... Totaled 7 receptions for 42 yards... Made first career start against the New York Giants on Dec. 11.

COLLEGE

Tallied 38 career catches at Fresno State for 376 yards and six touchdown receptions in 39 games... Capped off his senior

season with the game-winning touchdown reception in the Bulldogs' win over Virginia in the MPC Computers Bowl.

PERSONAL

Stephen Spach was born the son of Patricia and George Spach on July 18, 1982 in Clovis, Calif. ... Has six brothers and four sisters ... Named four-time Academic All-WAC... Attended Clovis (Calif.) High where he starred in football and basketball... The eighth of 11 kids in his family... Musician who can play guitar and bass... Earned degree in commercial recreation and administration from Fresno State ... Stephen is married to Katey.

EXTRA POINTS

- > Stephen and teammate Logan Mankins have crossed paths more than a couple of times on their way to the Patriots. Aside from playing together in New England last year, Spach was also a teammate of Mankins' at Fresno State. Spach and Mankins were also teammates for one year at Mariposa High in California.
- > One of Stephen's hobbies is music and he plays both guitar and bass.

STEPHEN SPACH

Pos: TE Ht: 6-4 Wt: 250 Year: 3rd Acq: FA-07 College: Fresno State Born: 7/18/82

REGULAR SEASON			RECEIVING					RUSHING					KICK RETURNS					PUNT RETURNS									
Year	Team	P/S	No	Yds	Avg	Lg	TD	No	Yds	Avg	Lg	TD	No	Yds	Avg	Lg	TD	No	FC	Yds	Avg	Lg	TD				
2005	Eagles	13/1	7	42	6.0	8	0			0.0	0	0	0	0	0.0	0	0	0	0	0	0.0	0	0				
2006								Out of Football																			
2007	Patriots	3/0	0	0	0.0	0	0	0	0	0.0	0	0	0	0	0.0	0	0	0	0	0	0	0	0				
Totals-2 years		16/1	7	42	6.0	8	0	0	0	0.0	0	0	0	0	0.0	0	0	0	0	0	0.0	0	0				
POSTSEASON			RECEIVING					RUSHING					KICK RETURNS					PUNT RETURNS									
Year	Team	P/S	No	Yds	Avg	Lg	TD	No	Yds	Avg	Lg	TD	No	Yds	Avg	Lg	TD	No	FC	Yds	Avg	Lg	TD				
2007	Patriots	1/0	0	0	0.0	0	0	0	0	0.0	0	0	0	0	0.0	0	0	0	0	0	0.0	0	0				
Totals-1 year		1/0	0	0	0.0	0	0	0	0	0.0	0	0	0	0	0.0	0	0	0	0	0	0.0	0	0				



ANTWAIN SPANN

28

CORNERBACK

6-0 ➤ 195 lbs ➤ Born 2/22/83 ➤ Exp. (NFL/Patriots): 3/3
 GP/GS (Playoffs): 9/0 (3/0) ➤ Acq: FA-06 ➤ Louisiana-Lafayette ➤ Oceanside, Calif.

CAREER TRANSACTIONS

Antwain Spann was signed by the Patriots as a free agent on January 19, 2006 ... Originally signed by the New York Giants as a rookie free agent (5/17/05) ... Released by the Giants (8/30/05) ... Released by the Patriots (9/2/06) ... Signed to the Patriots practice squad (9/3/06) ... Signed to the Patriots' active roster (9/30/06) ... Released by the Patriots (11/7/06) ... Re-signed to the Patriots practice squad (11/8/06) ... Signed from the practice squad to the Patriots' active roster (11/18/06) ... Released by the Patriots (11/22/06) ... Re-signed to the Patriots practice squad (11/24/06) ... Signed from the practice squad to the Patriots' active roster (12/9/06) ... Released by the Patriots (7/19/07) ... Signed to the Patriots practice squad (9/25/07) ... Signed to the Patriots' active roster (12/28/07).

SEASONAL REVIEWS

➤ **2007 (1/0, 0/0):** Signed from the practice squad on Dec. 28, 2007 ... Saw his first action of the season on special teams coverage and return units in the Patriots' season-ending win at the New York Giants (12/29) ... Dropped Giants kick returner Domenik Hixon after a gain of just 11 with a thunderous hit ... Listed as a day-of-game inactive for all three playoff games.

➤ **2006 (8/0, 3/0):** Saw action on special teams in eight games ... Was signed from the practice squad to the active roster on three occasions during the season ... Collected six special teams tackles ... Played in his first career NFL contest in the Patriots' 38-13 victory over Cincinnati (10/1) ... Tied for the team lead with two special teams tackles ... Registered a solo special teams tackle on coverage units against Green Bay (11/19) ... Stonewalled Vernand Morency for just a 17-yard gain on the opening kickoff of the game ... Registered a special teams tackle on coverage units in

the divisional playoffs at San Diego (1/14) ... Supplied the initial hit on Eric Parker after he muffed a punt in the third quarter, allowing David Thomas to recover the loose ball at the San Diego 31-yard line.

➤ **2006 NFL Europe - Rhein Fire (6/3):** Played in six games, starting the final three contests for the Fire ... Totaled 17 tackles (14 solo), three interceptions for 42 yards and a touchdown, eight passes defended and three special teams tackles.

COLLEGE

Played his final two seasons at Louisiana-Lafayette after transferring from Mississippi Gulf Coast Community College ... In 2004, he started all 11 games at cornerback and had 68 tackles (36 solo), a team-high four interceptions, including one he returned 31 yards for a touchdown, 1.5 tackles for losses and nine pass breakups ... Also returned four kickoffs for 109 yards, a 27.2-yard average ... Played in 11 games with four starts in 2003, when he had 30 tackles and two interceptions ... Recorded 45 tackles, one interception and 10 pass break-ups in 2002 ... Named to the Mississippi Junior College All-State and All-Region teams and the Mississippi JC All-Star Game MVP.

EXTRA POINTS



➤ With fewer than 15 players on NFL rosters from Louisiana-Lafayette, it is noteworthy that Spann and his roommate and fellow starting safety for the Raging Cajuns, C.C. Brown of the Houston Texans, have both played in the NFL.

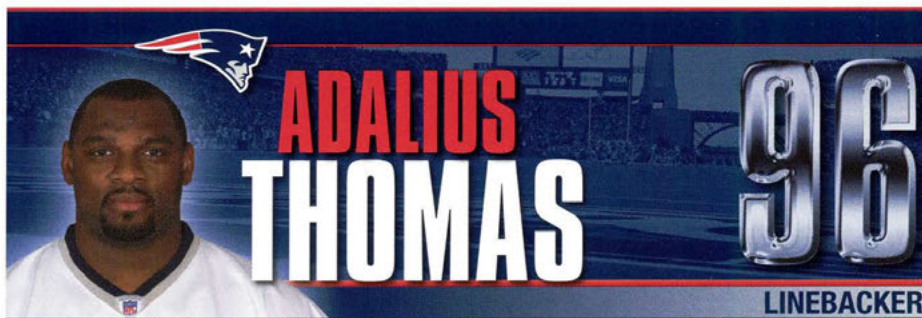
PERSONAL

Antwain Joquan Spann was born on February 22, 1983 in Oceanside, Calif. ... Attended El Camino High School in

Oceanside, Calif. ... Participated in Blue Cross Blue Shield Field Day at Gillette Stadium in 2007, running football drills for over 300 children at the event ... Antwain and his wife, Tiffany, have two daughters, Taylor and Tyler.

ANTWAIN SPANN

Pos: CB		Ht: 6-0	Wt: 195	Year: 3rd	Acq: FA-06	College: Louisiana-Lafayette	Born: 02/22/83											
REGULAR SEASON			TACKLES					INTERCEPTIONS						MISCELLANEOUS				
Year	Team	P/S	TT	UT	AT	S	Yds	No.	Yds.	Avg.	Lg	TD	PD	FF	FR	Yds	TD	SpT
2006	Patriots	8/0	0	0	0	0.0	0.0	0	0	0.0	0	0	0	0	0	0	0	6
2007	Patriots	1/0	0	0	0	0.0	0.0	0	0	0.0	0	0	0	0	0	0	0	1
Totals-2 years		9/0	0	0	0	0.0	0.0	0	0	0.0	0	0	0	0	0	0	0	7
POSTSEASON			TACKLES					INTERCEPTIONS						MISCELLANEOUS				
Year	Team	P/S	TT	UT	AT	S	Yds	No.	Yds.	Avg.	Lg	TD	PD	FF	FR	Yds	TD	SpT
2006	Patriots	3/0	0	0	0	0	0.0	0	0	0.0	0	0	0	0	0	0	0	2
2007	Patriots	0/0	0	0	0	0	0.0	0	0	0.0	0	0	0	0	0	0	0	0
Totals-2 years		3/0	0	0	0	0	0.0	0	0	0.0	0	0	0	0	0	0	0	2



6-2 > 270 lbs > Born 8/18/77 > Exp. (NFL/Patriots): 9/2
GP/GS (Playoffs): 112/88 (7/4) > Acq: UFA (BAL)-07 > Southern Mississippi > Equality, Ala.

Pronounced: ah-DAY-lus

PRO BOWLS: SUPER BOWLS:



CAREER TRANSACTIONS

Adalius Thomas was signed by the Patriots as an unrestricted free agent on March 3, 2007 ... Originally selected by the Baltimore Ravens in the sixth round (186th overall) in the 2000 NFL Draft ... Re-signed with the Ravens on March 22, 2004.

CAREER HIGHLIGHTS

- In his first season with the Patriots in 2007, Thomas finished third on the team with 82 tackles (60 solo) and tied for second on the club with 6.5 sacks, starting eight games at inside linebacker and seven games at outside linebacker.
- In 2007, Thomas started 15 of 16 games as the Patriots allowed just 288.3 yards per game, the franchise's best such figure in 25 years. He contributed to the first team in NFL history to complete a 16-0 regular season, as the Patriots tied the NFL's all-time mark with 18 overall victories and set a league record for point differential, outscoring opponents by 315 points.
- Over the final seven games of the 2007 season, Thomas led the Patriots with six sacks and set a new career high with 2.5 sacks against Buffalo on Nov. 18.
- Thomas led the Patriots with two sacks in Super Bowl XLII against the New York Giants.
- From 2004-06, Thomas recorded more sacks over the last three seasons than any other NFL linebacker, totaling 28.0 sacks over that span.
- Thomas enters the 2008 season having scored six career defensive touchdowns, including three interception

returns and three fumble returns. His longest touchdown came in his second game with the Patriots when he returned an interception 65 yards for a touchdown against San Diego on Sept. 16, 2007.

- Thomas has been selected to the Pro Bowl twice – as a special teams player following the 2003 season and as a linebacker following the 2006 season. In the Pro Bowl following the 2006 season, Thomas started at outside linebacker for the AFC team (coached by Patriots Head Coach Bill Belichick) and returned a fumble 70 yards for a touchdown in the game.
- In 2006, Thomas set career highs with 11.0 sacks and 106 tackles (75 solo) while starting every game on a Baltimore Ravens defense that led the NFL in allowing just 12.6 points per game.

EXTRA POINTS

- Adalius established the S.L.A.S.H. (Sportsmen Lifting Academics & Sponsoring Hope) Fund, which aims to enrich the lives of children and holds an annual golf tournament as a fundraiser.
- Adalius is a distant cousin of New York Giants defensive end Justin Tuck. Both grew up in rural Coosa County, Alabama.
- Adalius hosts a football camp in Hattiesburg, Mississippi each April.

- Thomas' 11.0 sacks in 2006 led all Ravens defenders and tied for the fourth highest total among all NFL linebackers. Thomas recorded a sack or shared in a sack in 11 of 16 regular-season games in 2006 and tallied at least one sack seven times in an eight-game span during the season.
- In 2005, Thomas started every game and set a Ravens franchise record by recording three defensive touchdowns (two fumble returns and one interception return), while leading the team with nine sacks and totaling 104 tackles (70 solo).
- Thomas became the first Raven to record three defensive touchdowns in a season in 2005.
- Started all 16 games for the first time in his career in 2004 and responded with then-career highs in tackles (80) and sacks (8). Posted five passes defended, four forced fumbles and an interception.
- Thomas played linebacker, defensive end and was a special teams ace, earning his first-ever Pro Bowl nod in 2003. Saw action in 13 games, starting 11 while registering 34 tackles (26 solo), eight passes defended, four sacks and a forced fumble. Also led the team with a career-high 23 special teams tackles and had a blocked punt in 2003.
- Enjoyed a strong 2002 campaign as a starting defensive end, posting 68 tackles and three sacks. Also collected three forced fumbles, a fumble recovery and then-career highs with two interceptions (one was returned for a touchdown) and 11 passes defended. Finished third on the team with 15 special teams tackles.
- Came into his own in his second year (2001), posting 37 tackles (29 solo), 3.5 sacks, three forced fumbles and eight passes defended. Tied for the team lead with 18 special teams tackles.

SEASONAL REVIEWS

➤ **2007 (16/15, 3/3):** Played in all 16 regular-season games for the fourth straight season while making 15 starts in 2007 ... Finished third on the team in tackles with 82 and tied for second on the team with 6.5 sacks ... Led the team with two sacks in the playoffs ... Made his first start in a Patriots uniform at inside linebacker and collected two passes defended with six tackles at the New York Jets (9/9) ... Returned an interception of a Philip Rivers pass intended for Malcolm Floyd, sprinting 65 yards for a touchdown, the sixth defensive touchdown of his career, against San Diego (9/16) ... Led the defense with nine tackles (6 solo) in the Patriots' win over Buffalo (9/23) ... Played in his 100th career game and registered his first sack in a Patriots uniform, taking down Carson Palmer for an 8-yard loss at Cincinnati (10/1) ... Led the team in tackles with five against the Bengals, including one on running back Kenny Watson that went for a loss of one yard ... Teamed up with Junior Seau to stuff Browns running back Jason Wright at the goal line on a third-and-goal try against Cleveland (10/7) ... Finished second on the team with nine tackles, including a season-high seven solo tackles, at Miami (10/21) ... Made two tackles while making the start at inside linebacker against Washington (10/28) ... Tracked down Joseph Addai for a 3-yard loss in the Patriots' comeback win at Indianapolis (11/4) ... Set a single-game career high with a 2.5-sack performance at Buffalo (11/18) ... Dragged down J.P. Losman for a loss of nine yards on the second play from scrimmage ... Sacked Losman a second time for a 6-yard loss ... Split a sack with Tedy Bruschi, dropping Losman for a 7-yard loss ... Tallied six tackles and a quarterback hit in the Patriots' comeback win at Baltimore (12/3) ... Teamed up with Richard Seymour to drop Willis McGahee for a 1-yard loss ... Registered his fourth sack of

the season with a 2-yard sack of Ben Roethlisberger against Pittsburgh (12/9) ... Tied for the team lead and a season high with nine tackles (8 solo) while racking up 1.5 sacks and two forced fumbles in the Patriots' win over the New York Jets (12/16) ... Stripped Chris Baker of the ball on a pass over the middle and led to a Eugene Wilson fumble recovery ... Tied for the team lead in tackles with seven against Miami (12/23) ... Dropped Dolphins running back Jesse Chatman for a 5-yard loss ... Chased down Eli Manning for a 14-yard sack in the Patriots' comeback win at the New York Giants (12/29) ... Batted down a Manning pass intended for Plaxico Burress ... Combined with Junior Seau to drop Fred Taylor for a 3-yard loss in the Patriots' win over Jacksonville (1/12) in the AFC Divisional playoffs ... Led the team with two sacks against the New York Giants in Super Bowl XLII (2/3) ... Sacked Eli Manning for a 7-yard loss while forcing a fumble ... Got to Manning a second time on a 1-yard sack ... Teamed up with Ellis Hobbs to drop Brandon Jacobs for a 1-yard loss.

➤ **2006 (16/16, 1/1 – Baltimore):** Voted a starter at linebacker his second Pro Bowl (first selection as a linebacker - made it as special teamer in 2003) ... Also earned Associated Press first-team All-Pro honors, and was named to the PFW/PFWA All-NFL and NFL.com All-Pro teams ... Started all 16 games and established new career highs with 106 tackles (third on team) and 11 sacks (second on team) ... Also recorded nine passes defended, a forced fumble, a fumble recovery and an interception ... Started at linebacker and posted seven tackles (5 solo), a quarterback hit and netted a special teams tackle against Tampa Bay (9/10) ... Turned in a dominating performance against Oakland (9/17), posting 6 tackles (5 solo) ... Tied a then career high with two sacks for 12 yards, including a safety (the Ravens' 1st safety since 2000) and an interception ... Registered four solo tackles, a pass defended and a 6-yard sack against Cleveland (9/24), helping the Ravens' defense hold the Browns to just 38 yards rushing in the 15-14 victory ... Started against Carolina (10/15) and netted eight tackles (6 solo), a tackle for a loss, a 9-yard sack and a quarterback hit ... Against Cincinnati (11/5), posted six tackles (5 solo), two quarterback hits and a 3-yard sack of Carson Palmer on the first defensive play ... Tied for the team lead with a career-high 13 tackles and a 5-yard sack against Tennessee (11/12) ... Tallied six tackles and two quarterback hits against Atlanta (11/19), helping hold the NFL's No. 1-rated rushing attack to its lowest total all season (104 yards) ... Notched four tackles, a sack and a fumble recovery, which he scooped up and raced 57 yards for the Ravens' fifth defensive touchdown of the season against Pittsburgh (11/26) ... Totaled six tackles (5 solo), a 10-yard sack and a quarterback hit against Kansas City (12/10).

➤ **2005 (16/16 – Baltimore):** Started all 16 games and finished third on the team with a then career-high 104 tackles, a then career-high nine sacks for 75 yards, nine passes defended, three forced fumbles, four fumble recoveries (two of which he returned for touchdowns) and two interceptions (one of which he returned for a touchdown) ... Also posted four special teams tackles in 2005 ... Became the first Ravens player to record three defensive touchdowns in a season ... Recorded seven solo tackles, including two tackles for loss, a 7-yard sack and a forced fumble against Cincinnati (11/6) ... Shared the defensive game ball against Houston (12/4) as he tied a then career high with nine tackles (6 solo), two passes defended and an interception, which he returned 20 yards for a touchdown ... Notched eight tackles, an 11-yard sack, a forced fumble and a fumble recovery, which he returned 35 yards for a touchdown in the 48-3 win over Green Bay (12/19) ... Collected a then career-high with nine tackles, a fumble recovery, which he returned nine yards for a

touchdown and a 9-yard sack in the season finale against Cleveland (1/1).

➤ **2004 (16/16 – Baltimore):** Started all 16 games for the first time in his career ... Set a then career high with 80 tackles (48 solo) ... Finished second on the team with a career-high eight sacks for 28 yards ... Added an interception, five passes defended and four forced fumbles ... Finished third on the team with 16 special teams tackles ... Started and had three tackles (2 solo), three quarterback hits and three passes defended, including an interception, in 30-13 win over Pittsburgh (9/19). Collected a special teams tackle ... Recorded a then career-high nine tackles (5 solo), including one tackle for loss, and a special teams tackle against Pittsburgh (12/26) ... Posted seven tackles (4 solo), two forced fumbles and two sacks in the 30-23 victory in the season finale against Miami (1/2).

➤ **2003 (13/11 – Baltimore):** Earned his first Pro Bowl nod as a special teamer standout ... Saw action in 13 games, starting 11 contests before being placed on Injured Reserve (12/17/03) ... Registered 34 tackles (26 solo), eight passes defended, four sacks and a forced fumble ... Also led the team with a career-high 23 special teams tackles and had a blocked punt ... Started at linebacker and amassed four tackles (3 solo) and three passes defended in 44-6 rout over San Francisco (11/30) ... Added three special teams tackles and a 22-yard kickoff return ... Started and had five tackles (4 solo), including two sacks for 12 yards and a forced fumble against Cincinnati (12/7).

➤ **2002 (16/12 – Baltimore):** Saw action in all 16 games, starting 12 contests at defensive end ... Totaled 68 tackles (38 solo), three sacks for 20 yards, 11 PD, three forced fumbles and a fumble recovery ... Collected two interceptions, one of which he returned for his first-career touchdown ... Also ranked third on the team with 15 special teams tackles ... Started at defensive end in a 38-27 win over the Bengals (11/10), posting five tackles and a quarterback hit ... Also had an interception, which he returned 25 yards for his first-career touchdown ... Started at defensive end and collected four tackles, a forced fumble and a fumble recovery in 27-23 victory over Cincinnati (12/1) ... Notched two quarterback pressures and provided a downfield escort, blocking for Chad Williams' then-franchise record tying 98-yard interception return for a touchdown ... Made a game-saving pass defended by batting down a Jon Kitna pass intended for Corey Dillon when the Bengals were on the Baltimore 10-yard line with 34 seconds remaining in the game ... Registered six tackles (5 solo), a 7-yard sack, a pass defended and a forced fumble against Houston (12/15).

➤ **2001 (16/2, 2/0 – Baltimore):** Played in all 16 games with two starts at defensive end ... Posted 39 tackles (27 solo) and tied for team lead with three forced fumbles ... Tied for team lead with 18 special teams tackles ... Started his first NFL game against Jacksonville (11/25) and recorded five tackles (4 solo), including a game-ending sack of Mark Brunell ... Made a team-high four special teams tackles ... Named AFC Defensive Player of the Week after recording eight tackles (5 solo), including 1.5 sacks, two forced fumbles and two passes defended in 39-27 win over Indianapolis (12/2) ... Made two special teams tackles.

➤ **2000 (3/0, 1/0 – Baltimore):** Played in three games and collected a tackle ... Did not play in one contest and was inactive for the other 12 games ... In the playoffs, notched a pass defended and recorded a special teams stop ... Made his NFL debut against Tennessee (10/22) ... The defense

held the Titans to a Ravens' record-low seven first downs ... Had an assist in three plays from scrimmage ... Recorded a pass defended and a special teams tackle in the Ravens' 16-3 AFC Championship Game victory over Oakland (1/14).

COLLEGE

Twice named Conference USA Defensive Player of the Year at Southern Mississippi ... A gifted athlete who was highly recruited out of high school as a basketball player, Thomas was an effective pass rusher who recorded 34.5 sacks during his collegiate career to become the Golden Eagles' all-time leader ... School officials said he is the best defensive player to come out of Southern Miss, and the greatest all-around player since quarterback Brett Favre ... Won Conference USA Defensive Player of the Year honors, and was a first-team All-Conference pick as a senior in 1999 ... Had 67 tackles, including nine sacks for 65 yards and 16 tackles for loss ... Had two fumble recoveries, a forced fumble and four blocked kicks ... Earned first-team All-America honors by the American Football Coaches Association and third-team honors from Football News as a junior in 1998 ... Was an All-Conference USA first-team pick and Defensive Player of the Year ... Led the conference with 12.5 sacks, plus added 20 tackles for loss ... Recorded 71 tackles, five passes defended and two blocked kicks ... All-Conference USA first-team pick by Football News as a sophomore in 1997 ... Earned Freshman All-America honors in 1996 from The Sporting News ... Only player in Southern Mississippi history to play both football and basketball.

PERSONAL

Adaluis Donquail Thomas was born on August 18, 1977 ... Prepped at Central Coosa (Equality, AL) High School ... Led the team to the state basketball title and was the leading scorer, rebounder, FG pct. leader and shot-blocker ... Named Alabama's Class 4A player of the year as a prep senior in 1995 after averaging 20 points a game and leading Central Coosa High School to the state title ... Had more than 300 yards rushing and receiving as a senior and scored 19 touchdowns as a tight end ... Was a Class 4A All-State linebacker ... Also scored four times on defense ... Established the Adaluis Thomas S.L.A.S.H. (Sportsmen Lifting Academics & Sponsoring Hope) Fund ... Hosted his inaugural S.L.A.S.H. Golf Tournament on 5/10/04 to raise money for the Adaluis Thomas Foundation ... Hosts a football camp in Mississippi each year ... Also held his annual football camp on 4/23/05 in his hometown of Equality, Alabama ... Works with the Russell Medical Center in Alabama, which cares for patients that cannot afford treatment ... Works with his church youth group in Nixburg, Alabama, and developed funding for the program ... While at home in Alabama during the offseason, enjoys visiting with elementary school children ... Thomas was a finalist for the Byron "Whizzer" White Humanitarian Award, given to the NFL player who best represents dedication to team, community and country ... In Nov. 2005, received an award from the Mentoring, Academics, Athletics in Partnership (MAAP) organization for his work in the Baltimore community ... During the 2007 holiday season, spent an afternoon at Children's Hospital Boston visiting patients ... Is an avid chess player ... Adaluis and his wife, Sheri, have a son, Devin Jamal Thomas (12/10/98), and a daughter Alana (7/7/04) ... Earned his degree in sports administration from Southern Mississippi.

ADALIU THOMAS

Pos: LB Ht: 6-2 Wt: 270 Year: 9th Acq: UFA (BAL)-07 College: Southern Mississippi Born: 8/18/77

REGULAR SEASON			TACKLES					INTERCEPTIONS					MISCELLANEOUS					
Year	Team	G/S	TT	UT	A	S	Yds	No	Yds	Avg	Lg	TD	PD	FF	FR	Yds	TD	SpT
2000	Ravens	3/0	1	1	0	0.0	0.0	0	0	0.0	0	0	0	0	0	0	0	1
2001	Ravens	16/2	39	27	12	3.5	32.5	0	0	0.0	0	0	8	3	0	0	0	18
2002	Ravens	16/12	72	40	32	3.0	20.5	2	57	28.5	32	1	11	3	1	0	0	15
2003	Ravens	13/11	34	26	8	4.0	27.0	0	0	0.0	0	0	8	1	0	0	0	23
2004	Ravens	16/16	80	48	32	8.0	28.0	1	8	8.0	8	0	5	4	0	0	0	16
2005	Ravens	16/16	104	70	34	9.0	75.0	2	48	24.0	28	1	9	3	4	44	2	4
2006	Ravens	16/16	106	75	31	11.0	59.0	1	7	7.0	7	0	9	1	1	57	1	1
2007	Patriots	16/15	82	60	22	6.5	44.0	1	65	65.0	65t	1	8	2	0	0	0	0
Totals-8 years		112/88	518	347	171	45.0	286.0	7	185	26.4	65t	3	58	17	6	101	3	78
POSTSEASON			TACKLES					INTERCEPTIONS					MISCELLANEOUS					
Year	Team	G/S	TT	UT	A	S	Yds	No	Yds	Avg	Lg	TD	PD	FF	FR	Yds	TD	SpT
2000	Ravens	1/0	0	0	0	0.0	0.0	0	0	0.0	0	0	1	0	0	0	0	1
2001	Ravens	2/0	4	2	2	0.0	0.0	0	0	0.0	0	0	0	0	0	0	0	1
2003	Ravens																	
2006	Ravens	1/1	8	5	3	0.0	0.0	0	0	0.0	0	0	0	0	0	0	0	0
2007	Patriots	3/3	9	8	1	2.0	5.0	0	0	0.0	0	0	1	1	0	0	0	0
Totals-5 years		7/4	21	15	6	2.0	5.0	0	0	0.0	0	0	2	1	0	0	0	2

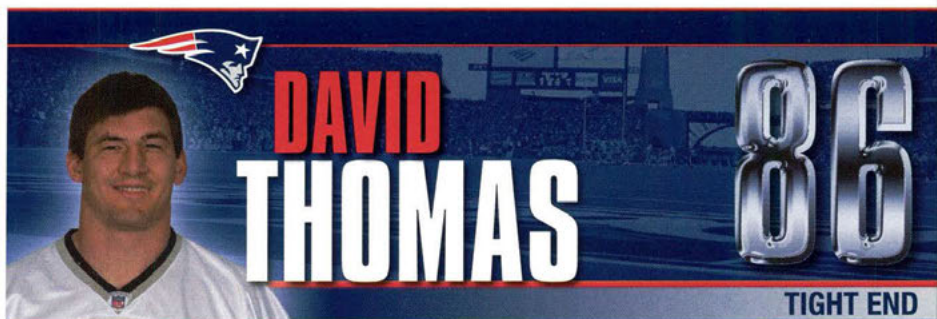
A. THOMAS' CAREER GAME-BY-GAME

2000	Opponent	P/S	TT	UT	A	S	Yds	I	Yds	PD	FF	FR	W/L	Score
09/03	at Jacksonville												W	16-0
09/10	at Pittsburgh												W	39-36
09/17	at Miami												L	6-19
09/24	Cincinnati												W	37-0
10/01	at Cleveland												W	12-0
10/08	at Jacksonville												W	15-10
10/15	at Washington												L	3-10
10/22	Tennessee	p	1	0	1	-	-	-	-	-	-	-	L	6-14
10/29	Pittsburgh												L	6-9
11/05	at Cincinnati	p	0	0	0	-	-	-	-	-	-	-	W	27-7
11/12	at Tennessee	p	0	0	0	-	-	-	-	-	-	-	W	24-23
11/19	Dallas												W	27-0
11/26	Cleveland												W	44-7
12/10	San Diego												W	24-3
12/17	at Arizona												W	13-7
12/24	N.Y. Jets												W	34-20
2000 Totals		3/0	1	0	1	0.0	0.0	0	0	0	0	0	0	12-4
12/31	Denver												W	21-3
01/07	at Tennessee												W	24-10
01/14	at Oakland	p	0	0	0	-	-	-	-	-	-	-	W	16-3
01/28	N.Y. Giants												W	34-7
2000 Postseason		1/0	0	0	0	0.0	0.0	0	0	1	0	0	0	4-0
2001	Opponent	P/S	TT	UT	A	S	Yds	I	Yds	PD	FF	FR	W/L	Score
09/09	Chicago	p	0	0	0	-	-	-	-	-	-	-	W	17-6
09/23	at Cincinnati	p	0	0	0	-	-	-	-	-	-	-	L	10-21
09/30	at Denver	p	2	2	0	-	-	-	-	-	-	-	W	20-13
10/07	Tennessee	p	1	1	0	-	-	-	-	-	-	-	W	26-7
10/14	at Green Bay	p	0	0	0	-	-	-	-	-	-	-	L	23-31
10/21	at Cleveland	p	0	0	0	-	-	-	-	-	-	-	L	14-24
10/28	at Jacksonville	p	0	0	0	-	-	-	-	-	-	-	W	18-17
11/04	at Pittsburgh	p	3	2	1	-	-	-	-	-	-	-	W	13-10
11/12	at Tennessee	p	3	1	2	-	-	-	-	-	-	-	W	16-10
11/18	Cleveland	p	6	4	2	-	-	-	-	-	-	-	L	17-27
11/25	at Jacksonville	p	5	4	1	1.0	1.0	-	-	-	-	-	W	24-21
12/02	at Indianapolis	p	8	5	3	1.5	29.5	-	-	-	-	-	W	29-27
12/16	Pittsburgh	p	4	3	1	-	-	-	-	-	-	-	L	21-26
12/23	Cincinnati	p	3	2	1	-	-	-	-	-	-	-	W	16-0
12/29	at Tampa Bay	p	1	0	1	-	-	-	-	-	-	-	L	10-22
01/07	Minnesota	p	3	3	0	1.0	2.0	-	-	-	-	-	W	19-3
2001 Totals		16/2	39	27	12	3.5	32.5	0	8	8	3	0	11-5	
01/13	at Miami	p	4	2	2	-	-	-	-	-	-	-	W	20-3
01/20	at Pittsburgh	p	0	0	0	0.5	1.5	-	-	-	-	-	L	10-27
2001 Postseason		2/0	4	2	2	0.5	1.5	0	0	0	0	0	1-1	
2002	Opponent	P/S	TT	UT	A	S	Yds	I	Yds	PD	FF	FR	W/L	Score
09/08	at Carolina	p	6	3	3	0.5	4.5	-	-	-	-	-	L	7-10
09/15	Tampa Bay	p	3	2	1	-	-	-	-	-	-	-	L	0-25
09/30	Denver	p	1	0	1	-	-	-	-	-	-	-	W	34-23
10/06	Cleveland	p	5	2	3	-	-	-	-	-	-	-	W	26-21
10/13	at Indianapolis	p	4	2	2	-	-	-	-	-	-	-	L	20-22
10/20	at Jacksonville	p	5	1	4	-	-	-	-	-	-	-	W	17-10
10/27	Pittsburgh	p	3	2	1	-	-	-	-	-	-	-	L	18-31
11/03	at Atlanta	p	4	3	1	1.5	9.0	-	-	-	-	-	L	17-20
11/10	Cincinnati	p	5	1	4	-	-	-	-	-	-	-	W	38-27
11/17	at Miami	p	5	1	4	-	-	-	-	-	-	-	L	7-26
11/24	Tennessee	p	7	4	3	-	-	-	-	-	-	-	W	13-12
12/01	at Cincinnati	p	4	3	1	-	-	-	-	-	-	-	W	27-23
12/08	New Orleans	p	5	4	1	-	-	-	-	-	-	-	L	25-37
12/15	at Houston	p	6	5	1	1.0	7.0	-	-	-	-	-	W	23-19
12/22	Cleveland	p	5	5	0	-	-	-	-	-	-	-	L	13-14
12/29	at Pittsburgh	p	4	2	2	-	-	-	-	-	-	-	L	31-34
2002 Totals		16/12	72	40	32	3.0	20.5	2	57	11	3	1	7-9	
2003	Opponent	P/S	TT	UT	A	S	Yds	I	Yds	PD	FF	FR	W/L	Score
09/07	at Pittsburgh	p	1	1	0	1.0	2.0	-	-	-	-	-	L	15-34
09/14	Cleveland	p	1	1	0	1.0	13.0	-	-	-	-	-	W	33-13
09/21	at San Diego	p	0	0	0	-	-	-	-	-	-	-	W	24-10
09/28	Kansas City	p	2	2	0	-	-	-	-	-	-	-	L	10-17
10/12	at Arizona	p	5	2	3	-	-	-	-	-	-	-	W	26-18
10/19	at Cincinnati	p	1	0	1	-	-	-	-	-	-	-	L	26-34
10/26	Denver	p	4	3	1	-	-	-	-	-	-	-	W	26-6
11/02	at Jacksonville	p	4	4	0	-	-	-	-	-	-	-	W	24-17
11/09	at St. Louis	p	0	0	0	-	-	-	-	-	-	-	L	22-33
11/16	at Miami	p	4	3	1	-	-	-	-	-	-	-	L	6-9
11/23	Seattle	p	3	3	0	-	-	-	-	-	-	-	W	44-41
11/30	San Francisco	p	4	3	1	-	-	-	-	-	-	-	W	44-6
12/07	Cincinnati	p	5	4	1	2.0	12.0	-	-	-	-	-	W	31-13
12/14	at Oakland												L	12-20
12/21	at Cleveland												W	35-0
2003 Totals		13/11	34	26	8	4.0	27.0	0	8	1	0	0	10-6	
2004	Opponent	P/S	TT	UT	A	S	Yds	I	Yds	PD	FF	FR	W/L	Score
09/12	at Cleveland	p	6	5	1	-	-	-	-	-	-	-	L	3-20
09/19	Pittsburgh	p	3	2	1	-	-	-	-	-	-	-	W	30-13
09/26	at Cincinnati	p	3	2	1	1.0	4.0	-	-	-	-	-	W	23-9
10/04	Kansas City	p	8	5	3	-	-	-	-	-	-	-	L	24-27
10/10	at Washington	p	1	0	1	-	-	-	-	-	-	-	W	17-10
10/24	at Buffalo	p	2	1	1	1.0	0.0	-	-	-	-	-	W	20-6
10/31	at Philadelphia	p	3	1	-	-	-	-	-	-	-	-	L	10-15
11/07	Cleveland	p	2	2	0	1.0	4.0	-	-	-	-	-	W	27-13
11/14	at N.Y. Jets	p	6	4	2	1.0	4.0	-	-	-	-	-	W	17-20
11/21	Dallas	p	8	3	5	-	-	-	-	-	-	-	W	30-10
11/28	at New England	p	5	3	2	-	-	-	-	-	-	-	L	3-24
12/05	Cincinnati	p	4	2	2	1.0	10.0	-	-	-	-	-	L	26-27
12/12	N.Y. Giants	p	5	2	3	1.0	4.0	-	-	-	-	-	W	37-14
12/19	at Indianapolis	p	8	7	1	-	-	-	-	-	-	-	L	10-20
12/26	Pittsburgh	p	9	5	4	-	-	-	-	-	-	-	L	7-20
01/02	Miami	p	7	4	3	2.0	2.0	-	-	-	-	-	W	30-23
2004 Totals		16/16	80	48	32	8.0	28.0	1	8	5	4	0	9-7	
2005	Opponent	P/S	TT	UT	A	S	Yds	I	Yds	PD	FF	FR	W/L	Score
09/11	at Indianapolis	p	6	4	2	-	-	-	-	-	-	-	L	10-24
09/18	at Tennessee	p	7	6	1	-	-	-	-	-	-	-	L	25-25
10/02	N.Y. Jets	p	4	2	2	1.0	5.0	-	-	-	-	-	W	13-3
10/09	at Detroit	p	5	4	1	-	-	-	-	-	-	-	L	17-35
10/16	Cleveland	p	5	4	1	1.0	6.0	-	-	-	-	-	W	16-3
10/23	at Chicago	p	8	5	3	1.0	4.0	-	-	-	-	-	L	6-10
10/31	at Pittsburgh	p	4	1	3	-	-	-	-	-	-	-	L	19-20
11/06	Cincinnati	p	7	7	0	1.0	7.0	-	-	-	-	-	L	9-21
11/13	at Jacksonville	p	5	4	1	-	-	-	-	-	-	-	L	3-30
11/20	Pittsburgh	p	6	3	3	-	-	-	-	-	-	-	W	16-13
11/27	at Cincinnati	p	9	6	3	-	-	-	-	-	-	-	L	29-42
12/04	Houston	p	9	6	3	1.0	4.0	-	-	-	-	-	W	16-15
12/11	at Denver	p	7	2	1.0	13.0	-	-	-	-	-	-	W	19-12
12/19	Green Bay	p	8	3	5	1.0	11.0	-	-	-	-	-	W	48-3
12/25	Minnesota	p	5	4	1	1.0	16.0	-	-	-	-	-	W	30-23
01/01	at Cleveland	p	9	6	3	1.0	9.0	-	-	-	-	-	L	16-20
2005 Totals		16/16	104	70	34	9.0	75.0	2	48	9	3	4	6-10	
2006	Opponent	P/S	TT	UT	A	S	Yds	I	Yds	PD	FF	FR	W/L	Score
09/10	at Tampa Bay	p	7	5	2	-	-	-	-	-	-	-	W	27-0
09/17	Oakland	p	6	5	1	2.0	12.0	-	-	-	-	-	W	28-6
09/24	at Cleveland	p	4	4	0	1.0	6.0	-	-	-	-	-	L	15-14
10/01	San Diego	p	8	7	1	-	-	-	-	-	-	-	W	16-13
10/09	at Denver	p	8	6	2	1.0	0.0	-	-	-	-	-	L	3-13
10/15	Carolina	p	8	6	2	1.0	9.0	-	-	-	-	-	L	22-25
10/29	at New Orleans	p	6	4	2	1.0	4.0	-	-	-	-	-	W	35-22

A. THOMAS' CAREER GAME-BY-GAME (CONT.)

11/05	Cincinnati	S	6	5	1	1.0	3.0	-	-	-	-	-	-	W	26-20
11/12	at Tennessee	S	13	7	6	1.0	5.0	-	-	-	-	-	-	W	27-26
11/19	Texas	S	6	4	2	-	-	-	-	-	-	-	-	W	28-21
11/26	Pittsburgh	S	6	4	2	-	-	-	-	-	-	-	-	W	27-10
12/10	at Cincinnati	S	4	3	1	0.0	3.0	-	-	-	1	1t	-	W	1-1
12/10	at Kansas City	S	6	2	2	-	-	-	-	-	-	-	-	W	7-10
12/17	Cleveland	S	9	7	2	0.5	4.5	-	-	-	-	-	-	W	27-17
12/24	at Pittsburgh	S	8	3	5	0.5	2.5	-	-	-	2	-	-	W	31-7
12/31	Buffalo	S	3	2	1	-	-	-	-	-	-	-	-	W	19-7
2006 Totals			16/16	106	75	31	11.0	59.0	1	7	8	1	1	13	3
01/13	Indianapolis	S	8	5	3	0.0	0.0	-	-	-	-	-	-	L	6-15
2006 Postseason			1/1	8	5	3	0.0	0.0	0	0	0	0	0	0	0-1
<hr/>															
2007	Opponent	P/S	TT	UT	A	S	Yds	Int Yds	PD	FF	FR	F	R/L	Score	
09/09	at N.Y. Jets	S	6	2	4	-	-	-	2	-	-	-	W	38-14	
09/16	San Diego	S	5	3	2	-	-	1	65	1	-	-	W	38-14	
09/23	Buffalo	S	9	6	3	-	-	-	-	1	-	-	W	38-7	
10/01	at Cincinnati	S	5	5	0	0.5	4.0	-	-	-	-	-	W	34-13	

10/07	Cleveland	S	5	4	1	-	-	-	1	-	W	34-17		
10/14	Dallas	S	5	1	1	-	-	-	1	-	W	46-27		
10/21	Miami	S	9	7	2	-	-	-	1	-	W	49-28		
10/28	Washington	S	2	1	1	-	-	-	1	-	W	52-7		
11/04	Indianapolis	P	2	2	0	-	-	-	1	-	W	24-20		
11/18	Buffalo	S	3	2	1	2.5	18.5	-	1	-	W	56-10		
11/25	Philadelphia	S	5	5	0	-	-	-	1	-	W	31-28		
12/03	Baltimore	S	6	3	3	-	-	-	1	-	W	27-24		
12/09	Pittsburgh	S	5	4	1	1.0	2.0	-	1	-	W	34-13		
12/16	N.Y. Jets	S	9	8	1	1.5	5.5	-	2	-	W	20-10		
12/23	Miami	S	7	6	1	-	-	-	1	-	W	28-7		
12/29	N.Y. Giants	S	2	1	1	1.0	14.0	-	1	-	W	38-35		
2007 Totals			16/15	82	60	22	6.5	44.0	1	65	8	2	0	16-0
01/12	Jacksonville	S	1	0	1	-	-	-	1	-	W	31-21		
01/20	San Diego	S	3	3	0	-	-	-	1	-	W	21-12		
02/03	N.L. Giants	S	5	5	0	2.0	5.0	-	1	-	L	14-17		
2007 Postseason			3/3	9	8	1	2.0	5.0	0	1	1	0	2-1	



6-3 ✦ 248 lbs ✦ Born 7/5/83 ✦ Exp. (NFL/Patriots): 3/3
GP/GS (Playoffs): 17/3 (3/1) ✦ Acq: D3-06 (86th) ✦ Texas ✦ Wolfforth, Texas

CAREER TRANSACTIONS

David Thomas was drafted by the New England Patriots in the third round (86th overall) of the 2006 NFL Draft ... Signed by the Patriots (7/24/06) ... Placed on the reserve/injured list (10/3/07).

SEASONAL REVIEWS

➤ **2007 (2/0, 0/0):** Played in two games before being placed on injured reserve Oct. 3, 2007... Saw his first action of the season playing in a reserve role at tight end against Buffalo (9/23)... Registered his first reception of the season, a 9-yard catch from Tom Brady... Saw limited action in reserve at tight end before leaving the game at Cincinnati (10/1).

➤ **2006 (15/3, 3/1):** Played in 15 games as a rookie with three starts at tight end ... Led the team in receptions once (at JAX) ... Led the team in receiving yards once (at JAX) ... Made his NFL debut in the Patriots' 19-17 victory over Buffalo (9/10) ... Collected his first career reception, a 29-yard catch against the N.Y. Jets (9/17) ... Notched his first career touchdown reception with a diving 22-yard catch against Jacksonville (12/24) ... Got open over the middle and hauled in his first career reception, a 29-yard catch from Tom Brady in the first quarter against the Jets (9/17) ... Led the team with a career-high five receptions for 83 yards and a touchdown at Jacksonville (12/24) ... Hauled in a Tom Brady pass and scampered for 36 yards in the third quarter ... Made a diving reception for a 22-yard touchdown, giving the Patriots a 17-7 lead with 11:24 remaining in the third quarter ... Hauled in another diving reception for a 15-yard gain at the end of the third quarter ... Recovered an Eric Parker muffed punt at the San Diego 31-yard line in the third quarter in the divisional playoffs against the Chargers (1/14).

COLLEGE

Finished his college career as the most prolific receiving tight end in University of Texas history and led the nation's tight ends in blocking consistency as a senior ... Set the school's all-time career records for receptions by a tight end (98), receiving yards by a tight end (1,367) and touchdown receptions by a tight end (15) ... Owns the Longhorns' single-season record for receptions by a tight end (50, 2005) ... Set the Texas single-game record for receptions by a tight end with 10 grabs in the 2006 Rose Bowl, helping the Longhorns claim the BCS championship ... Did not miss a game in his collegiate career, starting 38 of 51 games for the Longhorns ... Earned first-team Academic All-Big 12 honors in 2004 and 2005.

PERSONAL

John David Thomas was born on July 5, 1983 in Plainview, Texas ... Was a three-time member of Texas' Athletics Director's Honor Roll ... Was a lifelong UT fan who dreamed

EXTRA POINTS

- ❖ David's first career touchdown reception, a spectacular diving catch against Jacksonville, won the Patriots.com vote for best catch of 2006.
- ❖ David's best college performance was in college football's biggest game. He grabbed 10 catches in the Rose Bowl to help Texas win the 2005 BCS Championship.
- ❖ David's coach at the University of Texas, Mack Brown, has claimed that David only dropped one ball in four years at the school.

of playing for the Longhorns ... Regularly visited patients at Austin Children's Hospital with his Longhorn teammates ... Attended Frenship (Wolfforth, Tex.) High School, where he was a three-year starter, lining up at tight end and linebacker his final two seasons and free safety as a sophomore ... First-team Class 4A All-State selection, adding District Offensive MVP and the South Plains Player of the Year accolades as a senior ... As a senior, set school records with 63 receptions

for 1,130 yards and 15 touchdowns, adding six more scores rushing with the ball ... Also lettered in basketball and track ... Honor Roll student who was a member of the National Honor Society ... Participated in the 2007 Salvation Army Holiday Party at Gillette Stadium with nearly 250 children from the Boston and Providence Salvation Army centers ... Majored in Kinesiology at Texas ... David and his wife Kassidy have a son, Jaxon David.

DAVID THOMAS

Pos: TE Ht: 6-3 Wt: 248 Year: 3rd Acq: D3-06 (86th) College: Texas Born: 7/5/83

REGULAR SEASON			RECEIVING					RUSHING					KICK RETURNS					PUNT RETURNS					
Year	Team	P/S	No	Yds	Avg	Lg	TD	No	Yds	Avg	Lg	TD	No	Yds	Avg	Lg	TD	No	FC	Yds	Avg	Lg	TD
2006	Patriots	15/3	11	159	14.5	36	1	0	0	0.0	0	0	0	0	0.0	0	0	0	0	0.0	0	0	0
2007	Patriots	2/0	1	9	9.0	9	0	0	0	0.0	0	0	0	0	0.0	0	0	0	0	0.0	0	0	0
Totals-2 years		17/3	12	168	14.0	36	1	0	0	0.0	0	0	0	0	0.0	0	0	0	0	0.0	0	0	0

ADDITIONAL STATISTICS: Special Teams Tackles – Career (2); 2006 (2)

POSTSEASON			RECEIVING					RUSHING					KICK RETURNS					PUNT RETURNS						
Year	Team	P/S	No	Yds	Avg	Lg	TD	No	Yds	Avg	Lg	TD	No	Yds	Avg	Lg	TD	No	FC	Yds	Avg	Lg	TD	
2006	Patriots	3/1	0	0	0.0	0	0	0	0	0.0	0	0	0	0	0.0	0	0	0	0	0.0	0	0	0	
2007	Patriots	0/0						Injured Reserve																
Totals-2 years		3/1	0	0	0.0	0	0	0	0	0.0	0	0	0	0	0.0	0	0	0	0	0.0	0	0	0	

ADDITIONAL POSTSEASON STATISTICS: Fumble Recoveries – Career (1); Total (1)

D. THOMAS' CAREER GAME-BY-GAME

2006	Opponent	P/S	No	Yds	Avg	Lg	TD	W/L	Score	12/24	at Jacksonville	S	5	83	16.6	36	1	W	24-21
09/10	Buffalo	p	-	-	-	-	-	W	19-17	12/31	at Tennessee	p	-	-	-	-	-	W	40-23
09/17	at N.Y. Jets	p	1	29	29.0	29	0	W	24-17	2006 Totals									
09/24	Denver	S	-	-	-	-	-	L	7-17	01/14	N.Y. Jets	p	-	-	-	-	-	W	37-16
10/01	at Cincinnati	p	-	-	-	-	-	W	38-13	01/07	at San Diego	S	-	-	-	-	-	W	24-21
10/08	Miami	S	1	11	11.0	11	0	W	20-10	01/21	at Indianapolis	p	-	-	-	-	-	L	34-38
10/22	at Buffalo	p	-	-	-	-	-	W	28-6	2006 Postseason									
10/30	at Minnesota	p	1	12	12.0	12	0	W	31-7	3/1		0	0	0.0	0	0		2-1	
11/05	Indianapolis	p	-	-	-	-	-	L	20-27	2007									
11/12	N.Y. Jets	p	-	-	-	-	-	L	14-17	09/09	at N.Y. Jets		Inactive					W	38-14
11/19	at Green Bay		Inactive					W	35-0	09/16	San Diego		Inactive					W	38-14
11/26	Chicago	p	-	-	-	-	-	W	17-13	09/23	Buffalo	p	1	9	9.0	9	0	W	38-7
12/03	Detroit	p	-	-	-	-	-	W	28-21	10/01	at Cincinnati	p	-	-	-	-	-	W	34-13
12/10	at Miami	p	-	-	-	-	-	L	0-21	10/07	Cleveland		Placed on injured Reserve					W	34-17
12/17	Houston	p	3	24	8.0	11	0	W	40-7	2007 Totals									
										2/0		1	9	9.0	9	0		16-0	



SANTONIO THOMAS

92

DEFENSIVE LINE

6-4 ✦ 305 lbs ✦ Born 7/2/81 ✦ Exp. (NFL/Patriots): 2/2
GP/GS (Playoffs): 4/0 (0/0) ✦ Acq: FA-05 ✦ Miami (Fla.) ✦ Belle Glade, Fla.

CAREER TRANSACTIONS

Santonio Thomas was signed as an undrafted free agent by the New England Patriots on April 30, 2005 ... Released by the Patriots (8/30/05) ... Signed to the Patriots practice squad (9/21/05) ... Signed to the Patriots active roster (1/6/05) ... Listed among the day-of-game inactives for both of the Patriots' 2005 playoff games ... Released by the Patriots (9/2/06) ... Signed to the Patriots practice squad (9/3/06) ... Signed to the Patriots' active roster (1/23/07) ...

Released by the Patriots (9/1/07) ... Signed to the Patriots practice squad (9/3/07) ... Signed to the Patriots' active roster (9/8/07) ... Released by the Patriots (10/26/07) ... Signed to the Patriots practice squad (10/29/07) ... Signed to the Patriots' active roster (2/2/08).

SEASONAL REVIEWS

✦ **2007 (4/0, 0/0):** Played in four games as a reserve while also spending time on the practice squad ... Made his first NFL appearance in the Patriots' win at the New York Jets

(9/9) and had three tackles ... Bottled up Thomas Jones after just a 1-yard gain on his first NFL tackle ... Combined with James Sanders to drop LaDainian Tomlinson for no gain on third and one against San Diego (9/16) ... Played in reserve at defensive tackle and made one tackle against Buffalo (9/23) ... Played in a reserve role at defensive end and on special teams coverage unit in the Patriots' win at Miami (10/21) ... Listed as a day-of-game inactive in Super Bowl XLII (2/3).

➤ **2006 (0/0):** Spent the entire 2006 regular season and playoffs as a member of the Patriots practice squad.

➤ **2005 (0/0):** Signed to the Patriots practice squad on Sept. 21 and spent the remainder of the regular season on the practice squad ... Signed to the Patriots' active roster (1/6) and was listed as a day-of-game inactive for both of New England's playoff games.

COLLEGE

As a senior in 2004, earned a starting role in spring practice and started the season's first six games before suffering a knee injury ... Returned for the final two games ... Tallied nine tackles, two tackles for loss, two quarterback pressures, a forced fumble, a fumble recovery, and a pass breakup ... Selected to play in the East-West Shrine game ... In 2003, played in 10 games, recording 22 tackles (8 solo), five quarterback hurries, three pass breakups, one forced fumble and one recovered fumble ... Made three tackles,

EXTRA POINTS

➤ **Santonio attended Glades Central High School in Florida, the same high school as current NFL players Willie Jones (Kansas City Chiefs), Fred Taylor (Jacksonville Jaguars), and Santonio Holmes (Pittsburgh Steelers).**

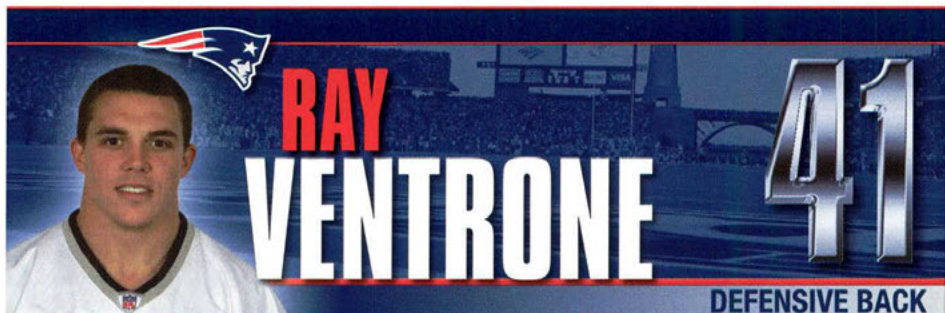
forced a fumble and broke up a pass against Florida State ... As a sophomore, played extensively at defensive tackle, seeing action in 11 games and collecting 26 tackles ... As a freshman in 2000, worked into the playing rotation in the defensive line ... Saw action in three games and made one tackle.

PERSONAL

Santonio Thomas was born on July 2, 1981 ... Considered one of the state's top defensive linemen coming out of high school ... Named All-American by USA Today and National Bluechips ... Ranked among the nation's top 20 defensive ends by Prep Football Report ... Two-time first-team Class 3A All-State selection ... Notched 15 quarterback sacks as a senior in 1999 ... Collected 105 tackles for a team that won the Class 3A Florida State Championship ... Selected to play for Florida in the Florida-Georgia All-Star Game.

SANTONIO THOMAS

Pos: DT		Ht: 6-4	Wt: 305	Year: 2nd	Acq: FA-05	College: Miami (Fla.)	Born: 7/2/81											
REGULAR SEASON			TACKLES					INTERCEPTIONS					MISCELLANEOUS					
Year	Team	G/S	TT	UT	A	S	Yds	No	Yds	Avg	Lg	TD	PD	FF	FR	Yds	TD	SpT
2005	Patriots	0/0																
2006	Patriots	0/0																
2007	Patriots	4/0	5	3	2	0.0	0.0	0	0	0.0	0	0	0	0	0	0	0	0
Totals-1 year		4/0	5	3	2	0.0	0.0	0	0	0.0	0	0	0	0	0	0	0	0
POSTSEASON			TACKLES					INTERCEPTIONS					MISCELLANEOUS					
Year	Team	G/S	TT	UT	A	S	Yds	No	Yds	Avg	Lg	TD	PD	FF	FR	Yds	TD	SpT
2005	Patriots	0/0	0	0	0	0.0	0.0	0	0	0.0	0	0	0	0	0	0	0	0
2006	Patriots	0/0																
2007	Patriots	0/0	0	0	0	0.0	0.0	0	0	0.0	0	0	0	0	0	0	0	0
Totals-2 years		0/0	0	0	0	0.0	0.0	0	0	0.0	0	0	0	0	0	0	0	0



5-10 ➤ 200 lbs ➤ Born 10/21/82 ➤ Exp. (NFL/Patriots): 3/3
GP/GS (Playoffs): 2/0 (2/0) ➤ Acq: FA-07 ➤ Villanova ➤ Pittsburgh, Pa.

CAREER TRANSACTIONS

Ray Ventrone was originally signed by the Patriots as an undrafted free agent on April 28, 2005 ... Released by the Patriots (9/3/05) ... Signed to the Patriots practice squad (9/4/05) ... Released from the Patriots practice squad (9/7/05) ... Signed to the Patriots practice squad (9/9/05)

... Signed to the Patriots' active roster (1/30/06) ... Placed on the reserve/injured list (8/30/06) ... Released by the Patriots (2/13/07) ... Signed by the New York Jets (2/21/07) ... Released by the Jets (9/2/07) ... Signed to the Jets practice squad (9/4/07) ... Released from the Jets practice squad (9/12/07) ... Signed to the Patriots practice squad

EXTRA POINTS



➤ When Ray was in the seventh grade, he started the Hoops for a Cure charity with a couple of his friends in his hometown of Pittsburgh. The charity benefits pancreatic cancer research and runs an annual basketball tournament where Ventrone joins his former Charters Valley High School teammates against a team comprised of Pittsburgh Steelers alumni.

(9/19/07) ... Signed to the Patriots' active roster (11/3/07) ... Released by the Patriots (11/7/07) ... Signed to the Patriots practice squad (11/9/07) ... Signed to the Patriots' active roster (12/22/07).

SEASONAL REVIEWS

➤ **2007 (2/0, 2/0):** Played in two regular season games and two playoff games while also spending time on the Patriots practice squad ... Made his NFL debut at the Indianapolis Colts (11/4) and played on special teams coverage units in the Patriots' comeback victory ... Saw action on special teams coverage units in the Patriots' win over the New York Giants (12/29) ... Played in his first career postseason game on special teams coverage and return units in the Patriots'

win over the San Diego Chargers in the AFC Championship Game (1/20) ... Turned in his first career special teams tackle, standing up New York Giants kick returner Domenik Hixon on a hard hit after just a 14-yard return in Super Bowl XLII (2/3).

➤ **2006 (0/0):** Placed on the reserve/injured list (8/30) and missed the entire 2006 season.

➤ **2005 (0/0):** Was a member of the Patriots practice squad for all but one game of the 2005 season.

COLLEGE

Played in 35 career games at Villanova, registering 251 tackles (198 solo), 19 tackles for loss, two sacks, 11 passes defended, five forced fumbles and four fumble recoveries ... Was selected to the All Atlantic-10 Conference first team as a junior.

PERSONAL

Raymond Ventrone was born October 21, 1982 in Pittsburgh, Pa. ... Was a three-time All-Conference performer at Charters Valley High School ... Was second team All-State as a senior ... Owns three high school records in track and field: long jump (22'6"), triple jump (45'1") and 100M (10.8) ... Majored in finance.

RAY VENTRONE

Pos: DB Ht: 5-10 Wt: 200 Year: 3rd Acq: FA-07 College: Villanova Born: 10/21/82

REGULAR SEASON			TACKLES					INTERCEPTIONS						MISCELLANEOUS				
Year	Team	G/S	TT	UT	A	S	Yds	No	Yds	Avg	Lg	TD	PD	FF	FR	Yds	TD	SpT
2005	Patriots	0/0																
2006	Patriots	0/0																
2007	Patriots	2/0	0	0	0	0.0	0.0	0	0	0.0	0	0	0	0	0	0	0	0
Totals-2 years		2/0	0	0	0	0.0	0.0	0	0	0.0	0	0	0	0	0	0	0	0
POSTSEASON			TACKLES					INTERCEPTIONS						MISCELLANEOUS				
Year	Team	G/S	TT	UT	A	S	Yds	No	Yds	Avg	Lg	TD	PD	FF	FR	Yds	TD	SpT
2005	Patriots	0/0																
2006	Patriots	0/0																
2007	Patriots	2/0	0	0	0	0.0	0.0	0	0	0.0	0	0	0	0	0	0	0	1
Totals-2 years		2/0	0	0	0	0.0	0.0	0	0	0.0	0	0	0	0	0	0	0	1



MIKE VRABEL

50

LINEBACKER

PRO BOWLS: SUPER BOWLS:



6-4 ➤ 261 lbs ➤ Born 8/14/75 ➤ Exp. (NFL/Patriots): 12/8
GP/GS: 160/96 (19/17) ➤ Acq: UFA (PIT)-01 ➤ Ohio State ➤ Akron, Ohio

CAREER TRANSACTIONS

Mike Vrabel was signed by the Patriots as an unrestricted free agent on March 16, 2001 ... He was originally drafted by the Pittsburgh Steelers in the third round (91st overall) of the 1997 NFL Draft.

CAREER HIGHLIGHTS

➤ Over 11 NFL seasons, Vrabel has recorded 614 tackles (417 solo), 51 sacks, 10 interceptions for 68 yards and a touchdown, 31 passes defended, 15 forced fumbles and six fumble recoveries.

EXTRA POINTS



- **Mike's Second and Seven Foundation, which he started with his Ohio State teammates Ryan Miller and Luke Fickell to promote literacy in Central Ohio, held its ninth annual FUNDamental Football Camp in 2008.**
- **In April 2006, Mike and his wife Jen made a \$75,000 donation to Ohio State in support of the Woody Hayes Athletic Center renovation project. Mike and Jen each attended Ohio State and earned bachelor's degrees from the university.**
- **Mike has an interest in coaching after his playing career.**
- **Vrabel has recorded 10 career receptions in regular-season and playoff games, all going for touchdowns. He has caught eight passes for 11 yards and eight touchdowns in the regular season and two passes for three yards and two touchdowns in the playoffs.**
- **Since joining the Patriots in 2001, Vrabel has recorded 12 regular-season strip-sacks (four in 2003, one in 2005, three in 2006 and four in 2007) while adding three more in the playoffs (one in 2003, 2004 and 2006).**
- **Vrabel earned his first career Pro Bowl selection in 2007 and recorded 12.5 sacks, the most by a Patriots player in 20 years, dating back to Andre Tippett's 12.5-sack season in 1987.**
- **In 2007, Vrabel was a key leader on the first team in NFL history to complete a 16-0 regular season, as the Patriots tied the NFL's all-time mark with 18 overall victories and set a league record for point differential, outscoring opponents by 315 points.**
- **In 2007, Vrabel was a defensive captain on a Patriots team that allowed just 288.3 yards per game, the franchise's best such figure in 25 years.**
- **Vrabel had a huge game against the Washington Redskins on Oct. 28, 2007, recording three strip-sacks of Washington quarterback Jason Campbell, creating three turnovers that were turned into 17 points in the Patriots' 52-7 win. He also caught a touchdown pass while playing on offense. Vrabel earned AFC Defensive Player of the Week honors for his effort.**
- **In 2006, Vrabel was a captain on a Patriots defense that set a franchise record by allowing just 14.81 points per game. The defense allowed just 237 points, the fewest by any Patriots club over a 16-game season.**
- **Vrabel finished third on the team with 101 tackles (59 solo) in 2006 and also tied for the team lead with three regular-season strip-sacks – at Buffalo (10/22), at Green Bay (11/12) and at Tennessee (12/31).**
- **Vrabel finished second on the team with 20 tackles in the 2006 playoffs and tied for the team lead with a pair of playoff sacks.**
- **Vrabel has recorded four strip-sacks in his 19-game playoff career. He recorded strip-sacks of Philip Rivers in the 2006 AFC divisional playoffs (1/14/07), of Peyton Manning in the 2004 AFC divisional playoffs (1/16/05), of Jake Delhomme in Super Bowl XXXVIII (2/1/04) and of Drew Bledsoe while playing for the Steelers against the Patriots in the 1997 AFC divisional playoffs (1/3/98).**
- **Vrabel had a productive season in 2005, leading the team with a career-high 114 tackles (80 solo) while starting all 16 games for the first time in his career.**

- **On Dec. 26, 2005, Vrabel became the first player to record two touchdowns and a sack in the same game since sacks became an official NFL statistic in 1982. In that game against the New York Jets, Vrabel caught a pair of 1-yard touchdown passes and also recorded a second-quarter sack.**
- **Vrabel enjoyed another strong campaign in 2004, finishing second on the team with 5.5 sacks and fourth on the squad with 76 tackles (59 solo).**
- **Vrabel led the Patriots with a career-high 9.5 sacks in 2003, a total that was then the most by any Patriot in the Bill Belichick era and the most by a Patriot since Willie McGinest notched 9.5 sacks in 1996. Vrabel accomplished the feat despite missing three games due to injury.**
- **Vrabel capped off 2003 with a strong postseason, finishing with three sacks, including two in Super Bowl XXXVIII. He also lined up as a tight end in the Super Bowl and caught the Patriots' final touchdown of the game on a one-yard play from Tom Brady in the fourth quarter.**
- **Vrabel recorded a career-high three sacks in the Patriots' 9-3 win over Cleveland (10/26/03, at the time was the most sacks in a game by a Patriot since Henry Thomas collected three against St. Louis (12/13/98)).**
- **Scored his first career touchdown at San Diego (09/29/02) when he lined up as a tight end and grabbed a one-yard pass from Tom Brady. Vrabel was the first Patriot defender to catch a touchdown pass since linebacker John Tanner caught a two-yard toss from Jim Plunkett at Baltimore (11/24/74).**
- **Vrabel intercepted two passes during the 2001 season, including one at the N.Y. Jets (12/02/01). The turnover triggered a momentum change which saw the Patriots outscore the Jets 17-3 in the second half and defeat the Jets 17-16.**
- **Vrabel applied pressure to Rams quarterback Kurt Warner in Super Bowl XXXVI, forcing an errant pass that was intercepted by Ty Law and returned 47 yards for a touchdown, giving the Patriots an early 7-0 advantage.**
- **Vrabel recorded one of the biggest plays for the Pittsburgh Steelers during the 1997 playoffs, when he sacked Patriots quarterback Drew Bledsoe and forced him to fumble with less than two minutes remaining in the game. The Steelers were able to hold on for a 7-6 victory in an AFC Divisional playoff game versus New England (1/3).**

VRABEL = VERSATILITY

In proving to be one of the NFL's most versatile players, Mike Vrabel has made important contributions for the Patriots on offense and defense. Vrabel has recorded 10 career receptions, all resulting in touchdowns.

MIKE VRABEL'S CAREER TOUCHDOWNS

Date	Opponent	Scoring Play	Yds
09/29/02	at San Diego	Reception	1
02/01/04	* Carolina	Reception	1
11/07/04	at St. Louis	Reception	2
01/02/05	San Francisco	Reception	1
02/06/05	^ Philadelphia	Reception	2
09/18/05	at Carolina	Interception Return	24
11/20/05	New Orleans	Reception	1
12/26/05	at N.Y. Jets	Reception	1
12/26/05	at N.Y. Jets	Reception	2
10/01/07	at Cincinnati	Reception	1
10/28/07	Washington	Reception	2

*-Super Bowl XXXVIII ^-Super Bowl XXXIX

SEASONAL REVIEWS

➤ **2007 (16/15, 3/3):** Played in all 16 regular-season games for the sixth time in the last seven years and made 15 starts at outside linebacker in 2007 ... Was voted a defensive captain for the 2007 season by his teammates ... Selected to the Pro Bowl for the first time in his career ... Set a single-game career high for forced fumbles with three, while tying single-game career high marks in tackles (15), solo tackles (11) and sacks (3) in the Patriots' win over the Washington Redskins (10/28) while being named AFC Defensive Player of the Week for the first time in his career ... Established a single-season career high in sacks with 12.5, while tying a single-season career high with four forced fumbles ... Started at outside linebacker and registered 2.5 sacks in the season opener at the New York Jets (9/9) ... Teamed with Ty Warren to sack Jets quarterback Chad Pennington for a loss of nine yards ... Sacked Pennington a second time for a 7-yard loss in the second quarter ... Tracked down Jets quarterback Kellen Clemens for a five-yard loss to help ice the victory while forcing a fumble ... Sacked Chargers quarterback Philip Rivers for a 10-yard loss in the Patriots' victory over San Diego (9/16) ... Hauled in his ninth career and seventh regular season touchdown reception on a 1-yard connection from Tom Brady while registering three tackles and two quarterback hits at Cincinnati (10/1) ... Applied pressure knocking down Browns quarterback Derek Anderson twice, including a hit on a second-quarter pass rush that resulted in Junior Seau's second interception of the game in the Patriots' win over Cleveland (10/7) ... Sacked Cleo Lemon for an 11-yard loss in the Patriots' victory at Miami (10/21) ... Later, stuffed Ronnie Brown for no gain ... Grabbed his second touchdown reception of the season and his 10th career touchdown catch on a 2-yard strike from Tom Brady against Washington (10/28) while tying a single-game career high for sacks with three versus the Redskins ... Registered three strip-sacks of Jason Campbell for 8-, 7-, and 11-yard losses, respectively ... Each fumble forced on the sacks was recovered by the Patriots defense ... Led the team in tackles (15), solo tackles (11) and forced fumbles (3) while setting single-game career highs in each category ... Dropped Peyton Manning for a loss of four yards to run his season total to 8.5 sacks at Indianapolis (11/4) ... Notched a 1-yard sack of J.P. Losman in the Patriots' victory at Buffalo (11/18) ... Ran his season sacks total to 12.5, tying the highest total for a Patriots player since Andre Tippett's 12.5-sack performance in 1987, with three sacks against Miami (12/23) ... Made two tackles in the Patriots' comeback victory over the New York Giants (12/29), including a stop of Brandon Jacobs for no gain ... Contributed a key fumble recovery on a David Garrard fumble forced on Ty Warren's strip-sack in the Patriots' Divisional playoff game win over the Jacksonville Jaguars (1/12).

➤ **2006 (16/16, 3/3):** Was voted a defensive captain by his teammates ... Finished third on the team with 101 tackles (59 solo) and also caught two touchdown passes ... Led the team in tackles twice (vs. BUF, at MIN) ... Led the team or tied for the lead in sacks three times (at BUF, at GB, at TEN) ... Tied for the team lead in passes defended twice (at MIN, at GB) ... Tied for the team lead in quarterback hits once (at GB) ... Led the team with 11 tackles (4 solo) against Buffalo (9/10) ... Against Buffalo (10/22), strip-sacked JP Losman for a 6-yard loss and the ball was recovered by Vince Wilfork in the second quarter ... Led the team with seven solo tackles at Minnesota (10/30) ... Registered a quarterback hit and an interception in the victory ... Intercepted a Brad Johnson pass intended for Jermaine Wiggins in the fourth quarter ... Made the start at outside linebacker against Green Bay (11/19) and registered six tackles (5 solo), one

HONORS AND AWARDS

2007

AFC Pro Bowl Starter
Associated Press All-Pro: First Team
Pro Football Weekly/PFWA All-NFL Team
Pro Football Weekly/PFWA All-AFC Team
ESPN.com All-Pro Team
San Francisco Chronicle All-Pro Team
AFC Defensive Player of the Week (Wk. 8)
GMC NFL Defensive Player of the Week (Wk. 8)

2005

USA Today's All-Joe Team

2003

AFC Defensive Player of the Month (Dec.)
SI.com's All-Pro Team
USA Today's All-Joe Team
Patriots Ed Block Courage Award

and a half sacks, a pass defended and a forced fumble ... Teamed with Ty Warren to sack Aaron Rodgers for a 6-yard loss in the third quarter ... Came off the edge and strip-sacked Rodgers for a 6-yard loss, and the loose ball was recovered by Mike Wright at the Packers' 45-yard line ... Started at inside linebacker against Detroit (12/3) ... Finished tied for second on the team with 10 tackles (7 solo), two interceptions and a fumble recovery ... Pounced on a Kevin Jones fumble that was forced by Artrell Hawkins at the Patriots' 5-yard line in the second quarter ... Picked off a Jon Kitna pass intended for Dan Campbell in the fourth quarter ... Sealed the victory by intercepting a Kitna pass along the sideline that was intended for Mike Williams late in the fourth quarter ... Posted four tackles (2 solo), a sack and a forced fumble against Tennessee (12/31) ... Sacked Vince Young for an 8-yard loss and caused a fumble that was recovered by the Titans ... Posted six tackles (5 solo), a sack and a forced fumble in the divisional playoffs against San Diego (1/14) ... Strip-sacked Philip Rivers for a 5-yard loss and the loose ball was recovered by Tully Banta-Cain on a fourth-and-11 play in the first quarter ... Collected six tackles (4 solo) and a sack in the AFC Championship Game against Indianapolis ... Sacked Peyton Manning for a 7-yard loss in the fourth quarter.

➤ **2005 (16/16, 2/2):** Was voted a defensive captain for the 2005 season by his teammates ... Led the team with a career-high 114 tackles (80 solo) and added 4.5 sacks and two interceptions ... Started all 16 games for the first time in his career and also started both playoff games ... Started the first five games of the season at outside linebacker and transitioned to inside linebacker for the final 11 games and the playoffs ... Was part of a run-stuffing unit that allowed an average of just 31.3 rushing yards per game in the month of December ... Co-captained a defense that allowed a total of just 10 points over three games (12/4-12/17), setting a franchise record for the fewest points allowed in a three-game period ... Scored four touchdowns (three receiving, one on an interception return) to tie for the third highest total on the team ... Notched a career-high 15 tackles against Buffalo (10/30) ... Occasionally lined up on offense in goal line situations and caught three passes, all for touchdowns. ... Collected four tackles (3 solo) and an interception against Carolina (9/18). Notched his first career defensive touchdown when he intercepted a Jake Delhomme pass and returned it 24 yards for a score in the third quarter ... Led the team with a career-high 15 tackles (11 solo) and a pass defended against Buffalo (10/30) ... Dropped Kelly Holcomb for a 7-yard sack, then sealed the victory by stuffing Eric Moulds for no gain on a fourth-and-eight pass play. ... Led the team with 11 tackles (8 solo) against New

Orleans (11/20). Recorded his first touchdown reception of the season and the sixth scoring grab of his career, including playoffs ... Notched six tackles (5 solo), a sack and a forced fumble against Tampa Bay (12/17) ... Sacked Chris Simms with a hard blind-side hit, forcing a fumble that was recovered by Willie McGinest late in the second quarter ... Recorded his first career multiple-touchdown game against the N.Y. Jets (12/26), grabbing scoring passes in the first and second quarters ... Grabbed two receptions for three yards and two touchdowns in the victory ... Led the team with seven tackles (3 solo) and a sack ... Gave the Patriots a 7-0 lead with a 1-yard touchdown grab ... Got open in the back of the end zone and hauled in a 2-yard touchdown grab to give the Patriots a 14-7 lead ... Dropped Brooks Bollinger for a 10-yard sack with a fierce outside pass rush in the second quarter.

➤ **2004 (16/15, 3/3):** Started 15 of 16 regular season games at outside linebacker ... Finished second on the team with 5.5 sacks ... Finished fourth on the squad with 76 tackles (59 solo) ... Caught three touchdown passes as a tight end in goal line situations, including a 2-yard score from Tom Brady in Super Bowl XXXIX against the Eagles ... Collected nine tackles (7 solo), a sack and a pass defended in the Patriots' 31-17 victory over the Bills (10/3) ... Sacked Drew Bledsoe for a 6-yard loss ... Led the team with nine tackles (7 solo) in the Patriots' 40-22 road win against the Rams (11/7) ... Made a diving catch for a 2-yard touchdown reception in the second quarter ... Tied the score at 7-7 with a 1-yard touchdown reception from Tom Brady in the second quarter against San Francisco (1/2), his second touchdown grab of the season ... Notched eight tackles (6 solo), a sack and a forced fumble in the Patriots' 20-3 divisional playoff victory over the Colts (1/16) ... Sacked Peyton Manning for an 8-yard loss, while forcing the signal caller to fumble, but the loose ball was recovered by the Colts at their own 22-yard line ... Collected four tackles (2 solo), including a sack in the Patriots' 24-21 victory over the Eagles in Super Bowl XXXIX ... Sacked Donovan McNabb for a 16-yard loss. Grabbed a touchdown for the second consecutive time in the Super Bowl with a 2-yard scoring strike to give the Patriots a 14-7 lead.

➤ **2003 (13/9, 3/3):** Led the team with a career-high 9.5 sacks despite missing three games because of injury ... Named AFC Defensive Player of the Month for December after tallying 27 tackles (17 solo), four sacks, two forced fumbles, an interception and a fumble recovery in four Patriots victories ... Registered a career-high three sacks against Cleveland (10/26) ... Notched a career-high 11 tackles against Miami (12/7) ... Talled five solo tackles, including three sacks in the Patriots' 9-3 win over the Browns (10/26) ... All three sacks came on third down and ended Browns drives ... Marked the first time a Patriots defender registered three sacks in a game since Henry Thomas collected three against the St. Louis Rams on Dec. 13, 1998 ... Finished with six tackles, including two sacks and also forced a fumble against Indianapolis (11/30) ... Sacked Peyton Manning and caused the signal caller to fumble, which was recovered by Dan Klecko, setting up the Patriots' first touchdown in the first quarter ... Talled a then career-high 11 tackles (4 solo), two sacks, a forced fumble and a fumble recovery against Miami (12/7) ... Combined with Willie McGinest to drop Jay Fiedler for a seven-yard sack in the second quarter ... Recovered a fumble deep in Patriots territory in the third quarter ... Sacked Fiedler for a 10-yard loss and forced the signal caller to fumble, but the ball was recovered by the Dolphins ... Teamed with Jarvis Green to sack Fiedler in the end zone for a safety ... Registered eight tackles (7 solo) and a sack in the Patriots' 17-14 divisional playoff victory over Tennessee (1/10) ...

Sacked Steve McNair for a one-yard loss in the second quarter ... Finished second on the team with six tackles (4 solo), including a game-high two sacks and also caught a touchdown pass and forced a fumble in the Patriots' 32-29 Super Bowl XXXVIII victory over Carolina (2/1) ... Gave the Patriots a 29-22 lead with his second career touchdown reception, a one-yard catch from Tom Brady, with 2:51 left in the game ... Became the first defensive player since William Perry (Super Bowl XX) to record a touchdown on offense ... Sacked Jake Delhomme for a six-yard loss with a vicious blindside hit that forced the signal caller to fumble ... The loose ball was recovered by the Patriots and broke a scoreless tie by leading to the first touchdown of the game ... Dropped Delhomme for a nine-yard sack on third-and-eight to halt a Panthers drive in the first quarter.

➤ **2002 (16/13):** Started 13 of 16 regular season games and set new career highs with 75 tackles, 51 solos, 24 assists and 4.5 sacks ... Recovered a career-high two fumbles during the season ... Intercepted a Kordell Stewart pass on the Steelers fourth play of the game in the Patriots' 30-14 victory against Pittsburgh (9/9) ... The Patriots offense took the cue and capitalized on the turnover by scoring the first touchdown in Gillette Stadium history four plays later ... Scored his first career touchdown against San Diego (9/29) when he was on the receiving end of a pass from Tom Brady in the second quarter ... Became the first Patriots defensive player to catch a touchdown pass since linebacker John Tanner caught a two-yard toss from Jim Plunkett at Baltimore (11/24/74) ... Sacked the Bears' Jim Miller for a loss of three yards on Chicago's final possession, sealing New England's 33-30, come-from-behind win over the Bears (11/10).

➤ **2001 (16/12, 3/3):** Started 12 of 16 regular season games and all three postseason games at linebacker ... Snared a career high two interceptions ... Set career highs, which were later eclipsed in 2002, in total tackles (60), solo tackles (37), assisted tackles (23) and sacks (3.0) ... Recorded his first career interception against Miami (10/7) when he snatched a Jay Fiedler pass on the Dolphins first offensive play of the game ... The Patriots scored two plays later on an Antowain Smith nine-yard run ... Accumulated a then career-high 1.5 sacks as the Patriots recorded a season-high nine sacks against the Falcons (11/4) ... Teamed with Bobby Hamilton to sack Chris Chandler for a seven-yard loss and dropped Michael Vick for no gain ... Applied pressure to Rams quarterback Kurt Warner forcing an errant pass that was intercepted by Ty Law and returned 47 yards for a touchdown, giving the Patriots an early 7-0 lead against St. Louis in Super Bowl XXXVI.

➤ **2000 (15/0 - Pittsburgh):** Played in 15 games with the Steelers and established a career-high with 12 special

SACK ATTACK

Mike Vrabel had a career-high 12.5 sacks in 2007, a total that is tied for the third highest single-season total in team history. His 12.5 sacks tied for third in the AFC in 2007 and tied for sixth in the NFL. Vrabel's 12.5 sacks are the most by a Patriots player in 20 years, dating back to Pro Football Hall of Famer Andre Tippett's 12.5-sack season in 1987.

PATRIOTS SINGLE-SEASON SACK LEADERS

Sacks	Player	Pos.	Season
18.5	Andre Tippett	LB	1984
16.5	Andre Tippett	LB	1985
12.5	Mike Vrabel	LB	2007
12.5	Andre Tippett	LB	1987
12.0	Tony McGee	DE	1977

MIKE VRABEL'S SINGLE-GAME CAREER HIGHS

Regular Season

Tackles:	15	Twice, most recent vs. Washington (10/28/07)
Solos:	11	Twice, most recent vs. Washington (10/28/07)
Assists:	7	vs. Buffalo (9/10/06) vs. Miami (12/7/03)
Sacks:	3	Twice, most recent vs. Washington (10/28/07)
Interceptions:	2	vs. Detroit (12/3/06)
Int. Return Yards:	24t	at Carolina (9/18/05)
Passes Defended:	3	at Buffalo (12/16/01)
Forced Fumbles:	3	vs. Washington (10/28/07)
Fumble Recoveries:	1	Six times, most recent vs. Detroit (12/0/06)
Touchdowns:	2	at N.Y. Jets (12/26/05)
Special Teams Tackles:	3	at N.Y. Jets (10/8/00)

teams tackles ... Played defensive end in Pittsburgh's nickel and dime packages and recorded six tackles, including one sack ... Played both outside linebacker and defensive end and was credited with the team's only sack against Baltimore (9/3) ... Achieved a career-high three special teams tackles and added two assisted defensive tackles against the N.Y. Jets (10/8).

➤ **1999 (10/0 - Pittsburgh):** Played in 10 games and amassed 12 tackles (9 solos), including two sacks ... Missed the first six games because of a fractured arm ... Returned to active duty for the first time in the regular season on Monday Night Football against Atlanta (10/25) ... Recorded a sack for a defense that limited the Falcons to 236 yards, including only 49 yards rushing on 25 attempts (2.0 avg.) ... Compiled three tackles (2 solos) and added two quarterback hurries and one special teams tackle in a 27-6 victory over San Francisco (11/7).

➤ **1998 (11/0 - Pittsburgh):** Recorded 12 tackles (9 solos), including 2.5 sacks, while playing in 11 games ... Added six special teams tackles ... Debuted at linebacker in the season-opener at Baltimore (9/6) and registered two tackles in a 20-13 victory ... Disrupted the Ravens backfield, recording one sack and two quarterback pressures in a 16-6 victory over Baltimore (10/18).

➤ **1997 (15/0 - Pittsburgh):** Spent his rookie season as a situational pass-rusher and recorded 17 tackles (14 solos), including 1.5 sacks ... Also credited with two forced

fumbles, a fumble recovery and one pass defended ... He was one of eight rookies to make the final 53-man roster ... Forced a fumble that led to a go-ahead touchdown in the fourth quarter and recorded his first career sack in a 42-34 victory at Baltimore (10/5) ... Recorded one of the biggest plays for Pittsburgh during the 1997 playoffs, when he sacked Patriots quarterback Drew Bledsoe and forced him to fumble with less than two minutes remaining in the game ... The Steelers were able to hold on for a 7-6 victory in an AFC Divisional game against New England (1/3).

COLLEGE

Vrabel set Ohio State career records with 36 quarterback sacks and 66 tackles for losses ... Earned first-team All-America honors from Walter Camp and American Football Coaches Association as a senior ... Also was named first-team All-Big Ten Conference and the Big Ten Defensive Player of the Year for second-straight season ... Recorded 48 tackles (31 solos) and tied for team lead with nine sacks during his senior campaign ... Voted unanimous first-team All-Big Ten Conference selection and Big Ten Defensive Lineman of the Year as a junior ... Started every game at strong side defensive end and led the conference with a Buckeye season-record 26 stops for losses of 133 yards ... Tied conference single-season record and broke his own school record with 13 sacks ... Earned All-Big Ten Conference and Academic All-Big Ten first-team honors during sophomore season ... Started every game at strong side defensive end ... Set school single season record with 12 sacks ... Served as a reserve defensive end but appeared in every game as a freshman.

PERSONAL

Michael George Vrabel was born on Aug. 14, 1975 in Akron, Ohio ... Named a USA Today All-American second-team pick at Walsh Jesuit High in Stowe, Ohio ... Earned Ohio Player of Year honors from Columbus Touchdown Club ... Also voted District Player of Year by the Akron Beacon Journal in senior year ... Elected team captain and recorded 86 tackles with 12 sacks ... Also lettered in basketball and track ... Finished third in shot put at state championships as junior and fourth his senior year ... Named Pro Football Hall of Fame Scholastic Award winner ... Selected as the Patriots' recipient of the Ed Block Courage award in 2003 ... Pre-Med major at Ohio State ... Mike and his wife, Jen, have two sons, Tyler and Carter.

MIKE VRABEL

Pos: LB Ht: 6-4 Wt: 261 Year: 12th Acq: UFA (PIT)-01 College: Ohio State Born: 8/14/75

REGULAR SEASON		TACKLES						INTERCEPTIONS						MISCELLANEOUS					
Year	Team	G/S	TT	UT	A	S	Yds	No	Yds	Avg	Lg	TD	PD	FF	FR	Yds	TD	SpT	
1997	Steelers	15/0	17	14	3	1.5	4.0	0	0	0.0	0	0	1	2	1	0	0	0	
1998	Steelers	11/0	12	9	3	2.5	21.0	0	0	0.0	0	0	0	0	0	0	0	6	
1999	Steelers	10/0	8	5	3	2.0	7.0	0	0	0.0	0	0	0	1	0	0	0	5	
2000	Steelers	15/0	6	3	3	1.0	3.0	0	0	0.0	0	0	0	0	1	0	0	12	
2001	Patriots	16/12	60	37	23	3.0	14.0	2	27	13.5	15	0	9	0	0	0	0	3	
2002	Patriots	16/13	75	51	24	4.5	29.5	1	0	0.0	0	0	5	0	2	0	0	8	
2003	Patriots	13/9	68	47	21	9.5	55.5	2	18	9.0	14	0	4	4	1	0	0	1	
2004	Patriots	16/15	76	59	17	5.5	48.5	0	0	0.0	0	0	3	0	0	0	0	5	
2005	Patriots	16/16	114	80	34	4.5	27.0	2	23	11.5	24t	1	5	1	0	0	0	6	
2006	Patriots	16/16	101	59	42	4.5	32.5	3	0	0.0	0	0	4	3	1	0	0	0	
2007	Patriots	16/15	77	53	24	12.5	70.5	0	0	0.0	0	0	0	4	0	0	0	0	
Totals-11 years		160/96	614	417	197	51.0	312.5	10	68	9.7	24t	1	31	15	6	0	0	46	

MIKE VRABEL (CONT.)

REGULAR SEASON			RECEIVING					RUSHING					KICKOFF RETURNS				
Year	Team	G/S	Rec	Yds	Avg	Lg	TD	No	Yds	Avg	Lg	TD	KR	Yds	Avg	Lg	TD
1997	Steelers	15/0	0	0	0.0	0	0	0	0	0.0	0	0	1	0	0.0	0	0
1998	Steelers	11/0	0	0	0.0	0	0	0	0	0.0	0	0	0	0	0.0	0	0
1999	Steelers	10/0	0	0	0.0	0	0	0	0	0.0	0	0	1	6	6.0	6	0
2000	Steelers	15/0	0	0	0.0	0	0	0	0	0.0	0	0	0	0	0.0	0	0
2001	Patriots	16/12	0	0	0.0	0	0	0	0	0.0	0	0	0	0	0.0	0	0
2002	Patriots	16/13	1	1	1.0	1t	1	0	0	0.0	0	0	0	0	0.0	0	0
2003	Patriots	13/9	0	0	0.0	0	0	0	0	0.0	0	0	2	22	11.0	14	0
2004	Patriots	16/15	2	3	1.3	2t	2	0	0	0.0	0	0	0	0	0.0	0	0
2005	Patriots	16/16	3	4	1.3	2t	3	0	0	0.0	0	0	0	0	0.0	0	0
2006	Patriots	16/16	0	0	0	0	0	0	0	0.0	0	0	0	0	0.0	0	0
2007	Patriots	16/15	2	3	1.5	2t	2	0	0	0.0	0	0	1	3	3.0	3	0
Totals-11 years		160/96	8	11	1.4	2t	8	0	0	0.0	0	0	5	31	6.2	14	0

Year	Team	G/S	TT	UT	A	S	Yds	No	Yds	Avg	Lg	TD	PD	FF	FR	Yds	TD	SpT
1997	Steelers	2/0	2	2	0	1.0	8.0	0	0	0.0	0	0	0	1	0	0	0	0
2001	Patriots	3/3	11	6	5	0.0	0.0	0	0	0.0	0	0	0	0	0	0	0	1
2003	Patriots	3/3	21	15	6	3.0	14.0	0	0	0.0	0	0	1	1	0	0	0	0
2004	Patriots	3/3	18	13	5	2.0	24.0	0	0	0.0	0	0	1	1	1	1	0	0
2005	Patriots	2/2	17	11	6	0.0	0.0	0	0	0.0	0	0	0	0	0	0	0	1
2006	Patriots	3/3	20	15	5	2.0	12.0	0	0	0.0	0	0	1	1	0	0	0	0
2007	Patriots	3/3	6	3	3	0.0	0.0	0	0	0.0	0	0	1	0	1	0	0	2
Totals-7 years		19/17	95	65	30	8.0	58.0	0	0	0.0	0	0	3	4	2	1	0	2

POSTSEASON		RECEIVING						RUSHING					KICKOFF RETURNS				
Year	Team	G/S	Rec	Yds	Avg	Lg	TD	No	Yds	Avg	Lg	TD	KR	Yds	Avg	Lg	TD
1997	Steelers	2/0	0	0	0.0	0	0	0	0	0.0	0	0	0	0	0.0	0	0
2001	Patriots	3/3	0	0	0.0	0	0	0	0	0.0	0	0	0	0	0.0	0	0
2003	Patriots	3/3	1	1	1.0	1t	1	0	0	0.0	0	0	0	0	0.0	0	0
2004	Patriots	3/3	1	2	2.0	2t	1	0	0	0.0	0	0	0	0	0.0	0	0
2005	Patriots	2/2	0	0	0.0	0	0	0	0	0.0	0	0	0	0	0.0	0	0
2006	Patriots	3/3	0	0	0.0	0	0	0	0	0.0	0	0	0	0	0.0	0	0
2007	Patriots	3/3	0	0	0.0	0	0	0	0	0.0	0	0	0	0	0.0	0	0
Totals-7 years		19/17	2	3	1.5	2t	2	0	0	0.0	0	0	0	0	0.0	0	0


VRABEL'S PATRIOTS CAREER GAME-BY-GAME

2001	Opponent	P/S	TT	UT	A	S	Yds	Int	Yds	PD	FF	FR	SpT	W/L	Score	
09/09	at Cincinnati	S	1	0	1	-	-	-	-	1	-	-	-	L	17-23	
09/23	N.Y. Jets	S	4	2	2	-	-	-	-	1	-	-	-	L	3-10	
09/30	Indianapolis	S	1	1	0	-	-	-	-	-	-	-	1	W	44-13	
10/07	at Miami	S	3	3	0	-	1	15	1	-	-	-	-	L	10-30	
10/14	San Diego	S	5	4	1	-	-	-	-	-	-	-	W	ot	29-26	
10/21	at Indianapolis	S	6	4	2	1.0	6.0	-	-	-	-	-	-	W	38-17	
10/28	at Denver	p	0	0	0	-	-	-	-	-	-	-	-	L	20-31	
11/04	at Atlanta	p	3	2	1	1.5	3.5	-	1	-	-	-	-	W	24-10	
11/11	Buffalo	S	4	2	2	-	-	-	-	-	-	-	-	W	21-11	
11/18	St. Louis	p	1	1	0	-	-	-	-	-	-	-	1	L	17-24	
11/25	New Orleans	p	0	0	0	-	-	-	1	-	-	-	-	W	34-17	
12/02	at N.Y. Jets	S	5	4	1	-	1	12	1	-	-	-	-	W	17-16	
12/09	Cleveland	S	9	5	4	0.5	4.5	-	-	-	-	-	-	W	27-16	
12/16	at Buffalo	S	8	6	2	-	-	-	3	-	-	-	W	ot	12-9	
12/22	Miami	S	5	0	5	-	-	-	-	-	-	-	-	W	20-13	
01/06	at Carolina	S	5	3	2	-	-	-	-	-	-	-	-	W	38-6	
2001 Totals			16/12	60	37	23	3.0	14.0	2	27	9	0	3	-	11-5	
01/19	Oakland	S	3	1	2	-	-	-	-	-	-	-	-	W	ot	16-13
01/27	at Pittsburgh	S	4	3	1	-	-	-	-	-	-	-	-	W	24-17	
02/03	St. Louis	S	4	2	2	-	-	-	-	-	-	-	-	W	20-17	
2001 Postseason			3/3	11	6	5	0.0	0.0	0	0	0	0	1	-	3-0	
2002	Opponent	P/S	TT	UT	A	S	Yds	Int	Yds	PD	FF	FR	SpT	W/L	Score	
09/09	Pittsburgh	S	3	2	1	-	-	-	-	-	-	-	-	W	30-14	
09/15	at N.Y. Jets	S	4	3	1	-	-	-	-	-	-	-	-	W	44-7	
09/22	at Kansas City	S	4	3	1	1.0	9.0	-	-	-	-	-	W	ot	41-38	
09/29	at San Diego	S	3	2	1	-	-	-	-	-	-	-	1	L	14-21	
10/05	at Miami	S	4	3	1	1.0	8.0	-	-	-	-	-	-	L	13-26	
10/13	Green Bay	S	5	3	2	-	-	-	-	-	-	-	-	L	10-28	
10/27	Denver	p	3	3	0	-	-	-	-	-	-	-	-	L	16-24	
11/03	at Buffalo	S	3	2	1	1.0	6.0	-	-	-	-	-	-	W	38-7	
11/10	at Chicago	p	2	2	0	1.0	3.0	-	-	1	-	-	-	W	33-30	
11/17	at Oakland	S	8	6	2	-	-	-	-	-	-	-	1	L	20-27	
11/24	Minnesota	S	5	2	3	-	-	-	-	-	-	-	1	W	24-17	
11/28	at Detroit	S	5	4	1	-	-	-	-	-	-	-	1	W	20-12	
12/08	Buffalo	S	3	2	1	-	-	-	-	-	-	-	-	W	27-12	
12/16	at Tennessee	p	8	5	3	0.5	3.5	-	-	-	-	-	1	L	7-24	
12/22	N.Y. Jets	p	8	5	3	-	-	-	-	-	-	-	-	L	17-30	
12/29	Miami	S	7	4	3	-	-	-	-	-	-	-	2	W	ot	27-24
2002 Totals			16/13	75	51	24	4.5	29.5	1	0	5	0	2	8	9-7	
2002 Receiving - 9/29 at San Diego: 1 rec, 1 yd, 1 TD																
2003	Opponent	P/S	TT	UT	A	S	/ Yds	/ Yds	PD	FF	FR	SpT	W/L	Score		
09/07	at Buffalo	S	5	3	2	-	-	-	-	-	-	-	-	L	9-31	
09/14	at Philadelphia	S	4	4	0	1.0	2.0	-	-	-	-	-	-	W	31-10	
09/21	N.Y. Jets	S	7	5	2	-	-	-	-	-	-	-	-	W	23-16	
09/28	at Washington	Inactive											L	17-20		
10/05	Tennessee	Inactive											W	38-30		
10/12	N.Y. Giants	Inactive											W	17-6		
10/19	at Miami	p	0	0	0	-	-	-	-	-	-	-	-	W	ot	19-13
10/26	Cleveland	p	5	5	0	3.0	27.0	-	-	1	1	-	-	W	9-3	
11/03	at Denver	S	8	7	1	-	-	-	-	-	-	-	-	W	30-26	
11/16	Dallas	S	4	2	2	-	-	-	-	-	-	-	-	W	12-0	
11/23	at Houston	S	3	1	2	-	-	-	1	4	1	-	-	W	ot	23-20
11/30	at Indianapolis	p	6	4	2	1.5	3.5	-	-	-	-	-	1	W	38-34	
12/07	Miami	S	11	4	7	2.0	15.0	-	-	-	1	1	-	W	12-0	
12/14	Jacksonville	S	4	2	2	-	-	-	-	-	-	-	-	W	27-13	
12/20	at N.Y. Jets	p	7	6	1	2.0	8.0	-	-	-	1	1	-	W	21-16	
12/27	Buffalo	S	4	4	0	-	-	-	1	14	1	-	-	W	31-30	
2003 Totals			13/9	68	47	21	9.5	55.5	2	18	4	4	1	1	14-2	
01/10	Tennessee	S	8	7	1	1.0	0.0	-	-	-	-	-	-	W	17-14	
01/18	Indianapolis	S	7	4	3	-	-	-	-	-	-	-	1	W	24-14	
02/01	Carolina	S	6	4	2	2.0	14.0	-	-	-	-	-	1	W	32-29	
2003 Postseason			3/3	21	15	6	3.0	14.0	0	7	0	1	0	0	3-0	
2003 Receiving - 2/1 vs Carolina: 1 rec, 1 yd, 1 TD																
2004	Opponent	P/S	TT	UT	A	S	Yds	Int	Yds	PD	FF	FR	SpT	W/L	Score	
09/09	Indianapolis	S	4	2	2	-	-	-	-	-	-	-	-	W	27-24	
09/19	at Arizona	S	4	3	1	1.0	13.0	-	-	1	-	-	-	W	23-12	
10/03	at Buffalo	S	9	7	2	1.0	6.0	-	-	-	-	-	-	W	31-17	
10/10	Miami	S	2	1	1	-	-	-	-	-	-	-	-	W	24-10	
10/17	Seattle	S	6	6	0	1.0	3.0	-	-	1	-	-	1	W	30-20	
10/24	N.Y. Jets	S	6	5	1	-	-	-	-	-	-	-	-	W	13-7	
10/31	at Pittsburgh	S	4	3	1	-	-	-	-	-	-	-	1	L	20-34	
11/07	at St. Louis	S	9	7	2	-	-	-	-	-	-	-	-	W	40-22	
11/14	Buffalo	S	5	4	1	-	-	-	-	-	-	-	-	W	29-6	
11/22	at Kansas City	S	7	6	1	-	-	-	-	-	-	-	-	W	27-19	
11/28	Baltimore	S	4	2	2	-	-	-	-	-	-	-	-	W	24-3	
12/05	at Cleveland	p	6	5	1	1.0	15.0	-	-	-	-	-	-	W	42-15	
12/12	Cincinnati	S	3	2	1	-	-	-	-	-	-	-	-	W	35-28	
12/20	at Miami	S	2	2	0	5.0	3.0	-	-	-	-	-	-	W	28-9	
12/26	at N.Y. Jets	S	4	4	0	1.0	8.0	-	-	-	-	-	-	W	23-7	
01/02	at San Francisco	S	0	0	0	-	-	-	-	-	-	-	-	W	21-7	
2004 Totals			16/15	76	59	17	5.5	48.5	0	0	3	0	0	5	14-2	

VRABEL'S PATRIOTS CAREER GAME-BY-GAME (CONT.)

2005	Opponent	P/S	TT	UT	A	S	Yds	Int	Yds	PD	FF	FR	SpT	W/L	Score
09/08	Oakland	S	5	5	0	1	6	-	-	-	-	-	-	W	30-20
09/18	at Carolina	S	4	3	1	-	1	24	1	-	-	-	-	L	17-27
09/25	at Pittsburgh	S	3	3	0	-	-	-	1	-	-	-	-	W	23-20
10/02	San Diego	S	10	7	3	-	-	-	-	-	-	-	1	L	17-41
10/09	at Atlanta	S	3	2	1	0.5	1.0	-	-	-	-	-	-	W	31-28
10/16	at Denver	S	13	7	6	-	-	-	-	-	-	-	-	W	20-28
10/30	Buffalo	S	15	11	4	1.0	7.0	-	-	1	-	-	-	W	21-16
11/07	Indianapolis	S	10	6	4	-	-	1	-1	1	-	-	-	L	21-40
11/13	at Miami	S	8	6	2	-	-	-	-	-	-	2	W	23-16	
11/20	New Orleans	S	11	8	3	-	-	-	-	-	-	-	-	W	24-27
11/27	at Kansas City	S	7	5	2	-	-	-	-	-	-	1	L	16-26	
12/04	N.Y. Jets	S	5	3	2	-	-	-	-	1	-	-	1	W	16-3
12/11	at Buffalo	S	2	1	1	-	-	-	-	-	-	-	1	W	35-7
12/17	Tampa Bay	S	6	5	1	1.0	3.0	-	-	1	-	-	-	W	28-0
12/26	at N.Y. Jets	S	7	3	4	1.0	10.0	-	-	-	-	-	-	W	31-21
01/01	Miami	S	5	5	0	-	-	-	-	-	-	-	-	L	26-28
2005 Totals			16/16	114	80	34	4.5	27.0	2	23	5	1	0	6	10-6
01/07	Jacksonville	S	10	6	4	-	-	-	-	-	-	-	-	W	28-3
01/14	at Denver	S	7	5	2	-	-	-	-	-	-	-	1	L	13-27
2005 Postseason			2/2	17	11	6	0.0	0.0	0	0	0	0	1	-	1-1
2005 Receiving - 11/20 vs New Orleans: 1 rec, 1 yd, 1 TD; 12/26 at N.Y. Jets: 2 rec, 3 yd, 2 TD.															
2006	Opponent	P/S	TT	UT	A	S	Yds	Int	Yds	PD	FF	FR	SpT	W/L	Score
09/10	Buffalo	S	11	4	4	0.5	5.0	-	-	-	-	-	-	W	24-17
09/17	at N.Y. Jets	S	7	3	4	0.5	5.0	-	-	-	-	-	-	W	24-17
09/24	Denver	S	8	5	3	-	-	-	-	-	-	-	-	W	7-7
10/01	at Cincinnati	S	5	3	2	-	-	-	-	-	-	-	-	W	28-13
10/08	Miami	S	5	4	1	-	-	-	-	-	-	-	-	W	20-10
10/22	at Buffalo	S	8	3	5	1.0	7.0	-	-	-	-	-	1	W	28-6
10/30	at Minnesota	S	7	7	0	-	-	1	2	1	-	-	-	W	31-7
11/05	Indianapolis	S	6	5	1	0.5	3.5	-	-	-	-	-	-	L	20-27
11/12	N.Y. Jets	S	1	0	1	-	-	-	-	-	-	-	-	L	14-17
11/19	at Green Bay	S	6	5	1	1.5	9.0	-	-	1	1	-	-	W	35-10
11/26	Chicago	S	9	5	4	-	-	-	-	-	-	-	-	W	17-13

12/03	Detroit	S	10	7	3	-	-	2	-2	2	-	1	-	W	28-21	
12/10	at Miami	S	6	3	3	-	-	-	-	-	-	-	-	L	0-21	
12/17	at Houston	S	5	1	4	-	-	-	-	-	-	-	-	W	40-7	
12/24	at Jacksonville	S	3	2	1	-	-	-	-	-	-	-	-	W	24-21	
12/31	at Tennessee	S	4	2	2	1	0	-	-	-	-	-	-	W	40-23	
2006 Totals	16/16	101	59	42	4.5	32.5	3	0	4	3	1	0	-	12-4		
01/07	N.Y. Jets	S	8	6	2	-	-	-	-	1	-	-	-	W	37-16	
01/14	at San Diego	S	6	5	1	1.0	5.0	-	-	1	-	-	-	W	24-21	
01/21	at Indianapolis	S	6	4	2	1.0	7.0	-	-	-	-	-	-	L	34-38	
2006 Postseason	3/3	20	15	5	2.0	12.0	0	0	1	1	0	0	-	2-1		
2007	Opponent	P/S	TT	UT	A	S	Yds	Int	Yds	PD	FF	FR	SpT	W/L	Score	
09/09	at N.Y. Jets	S	6	5	1	2.5	16.5	-	-	1	-	-	-	W	38-14	
09/16	San Diego	S	5	3	2	1.0	10.0	-	-	-	-	-	-	W	38-14	
09/23	Buffalo	S	5	3	2	-	-	-	-	-	-	-	-	W	38-7	
10/01	at Cincinnati	S	3	2	1	-	-	-	-	-	-	-	-	W	34-13	
10/07	Cleveland	S	4	2	2	-	-	-	-	-	-	-	-	W	34-17	
10/14	at Dallas	S	1	1	0	-	-	-	-	-	-	-	-	W	48-27	
10/21	at Miami	S	3	2	1	1.0	11.0	-	-	-	-	-	-	W	49-28	
10/28	Washington	S	15	11	4	3.0	20.0	-	-	3	-	-	-	W	52-7	
11/04	at Indianapolis	S	5	4	1	1.0	4.0	-	-	-	-	-	-	W	24-20	
11/18	at Buffalo	S	3	2	1	1.0	0.0	-	-	-	-	-	-	W	56-10	
11/25	Philadelphia	S	6	6	0	-	-	-	-	-	-	-	-	W	31-28	
12/03	at Baltimore	S	4	1	3	-	-	-	-	-	-	-	-	W	27-24	
12/09	Pittsburgh	S	6	3	3	-	-	-	-	-	-	-	-	W	34-13	
12/16	N.Y. Jets	S	4	3	1	-	-	-	-	-	-	-	-	W	20-10	
12/23	Miami	S	5	4	1	3.0	9.0	-	-	-	-	-	-	W	28-7	
12/29	at N.Y. Giants	S	2	1	1	-	-	-	-	-	-	-	-	W	38-35	
2007 Totals	16/15	77	53	24	12.5	70.5	0	0	4	0	0	0	-	10-5		
01/12	Jacksonville	S	2	1	1	-	-	-	-	1	-	-	-	W	31-20	
01/20	San Diego	S	2	1	1	-	-	-	-	-	-	-	-	W	21-12	
02/03	N.Y. Giants	S	2	1	1	-	-	-	-	-	-	-	-	L	14-17	
2007 Postseason	3/3	6	3	3	0.0	0.0	0	0	1	0	1	0	-	2-1		
2007 Receiving	-	10/1	at Cincinnati	1 rec, 1 yd, 1 TD; 10/28 vs. Washington	1 rec, 2 yds, 1 TD.											



TY WARREN

94

DEFENSIVE LINE

SUPER BOWLS:

03 04

6-5 • 300 lbs • Born 2/6/81 • Exp. (NFL/Patriots): 6/6
GP/GS: 79/67 (14/10) • Acq: DT-03 (13th) • Texas A&M • Bryan, Texas

CAREER TRANSACTIONS

Ty Warren was drafted by the New England Patriots in the first round (13th overall) in the 2003 NFL Draft ... Signed by the Patriots (7/21/04).

CAREER HIGHLIGHTS

- ✦ In five NFL seasons, Warren has started 67 of 79 games while recording 374 tackles (217 solo), 17.5 sacks, six passes defended, three forced fumbles and five fumble recoveries.
- ✦ In 2007, Warren was a defensive co-captain on the first team in NFL history to complete a 16-0 regular season, as the Patriots tied the NFL's all-time mark with 18 overall victories and set a league record for point differential, outscoring opponents by 315 points.
- ✦ In 2007, Warren led all Patriots defensive linemen with 83 tackles (a total that ranked second on the team) while starting every game on a Patriots defense that allowed just 288.3 yards per game, the franchise's best such figure in 25 years.
- ✦ Warren finished second on the team with a career-high 117 tackles (66 solo) in 2006, a total that led all Patriots defensive linemen. He also tied for second on the team

with a career-best 7.5 sacks and finished second on the club with 13 quarterback hits.

EXTRA POINTS

- ✦ Ty and his wife Kesha established a non-profit foundation called "First and Goal" that contributes to a number of causes. In November 2007, "First & Goal" sponsored a shopping spree for 13 families at a supermarket in Mansfield, Mass. so that the families could purchase food for a Thanksgiving meal.
- ✦ Ty and Kesha were members of the Boys & Girls Club growing up and have maintained strong ties to the organization. The couple has furnished their hometown Boys & Girls Club with game tables and also teamed up with Reebok to design and manufacture all-star jerseys for all three levels of all-star teams at the club.
- ✦ Ty was the winner of the Patriots' Ron Burton Community Service Award in 2007.

HONORS AND AWARDS

2007

New England Patriots Ron Burton
Community Service Award

2006

AFC Defensive Player of the Month (Dec.)
Peter King's All-Pro Team

- In 2006, Warren was a starter on a Patriots defense that set a franchise record by allowing just 14.81 points per game. The defense allowed just 237 points, the fewest by any Patriots club over a 16-game season.
- In 2005, Warren finished third on the team with a then-career high 77 tackles (40 solo) while starting all 16 games for the second straight season. He also tied for third on the team in the 2005 playoffs with 14 tackles (6 solo).
- Warren was part of a defensive front that allowed an average of just 31.3 rushing yards per game in the month of December, 2005
- Warren started all 16 regular season games for the first time in his career in 2004. He registered career-highs with 64 tackles (46 solo) and 3.5 sacks, ranking second among Patriots defensive linemen (trailing only All-Pro Richard Seymour).
- Warren led all Patriots defensive linemen with 11 tackles (8 solo) in the 2004 playoffs.
- Warren tallied the first two sack performance of his career in the Patriots' 27-19 Monday Night victory over Kansas City (11/22/04).
- Warren notched a career-high 10 tackles in the Patriots' season-opening victory over Indianapolis (9/9/04).
- Warren collected his first career sack when he dropped Jay Fiedler for a 1-yard loss in the first quarter of the Patriots' 19-13 overtime victory at Miami (10/19/03).

SEASONAL REVIEWS

➤ **2007 (16/16, 3/3):** Started at defensive end in each of his 16 regular-season games played for the third time in his career in 2007 ... Was voted a defensive captain for the 2007 season by his teammates for the first time in his career ... Set a career high for fumble recoveries with two in the Patriots' win over the Washington Redskins (10/28) ... Established a season high for quarterback hits with four in the Patriots' win over the Miami Dolphins (12/23) ... Tied for the team lead in tackles with six in the Patriots' comeback victory over the New York Giants (12/29) ... Finished second on the team in tackles with 83 and led the team in fumble recoveries with three, also a single-season career best, in 2007 ... Tied for the team lead with seven tackles at the New York Jets (9/9) ... Combined with Mike Vrebel to sack Jets quarterback Chad Pennington for a 9-yard loss ... Tied with Junior Seau for the team lead in tackles with six against the San Diego Chargers (9/16) ... Registered four tackles and two quarterback hits versus Buffalo (9/23) ... Led the team with three quarterback hits at Cincinnati (10/1) ... Recorded four tackles in the Patriots' victory over Cleveland (10/7) ... Dragged down Tony Romo on a 2-yard sack in the Patriots' victory at Dallas (10/15) ... Pounced on his third career fumble recovery after a Cleo Lemon fumble in the Patriots' victory at Miami (10/21) ... Set a single-game career high with two fumble recoveries, both off of Mike Vrebel strip-sacks, in the Patriots' commanding win over Washington (10/28) ... Tied for the team lead in tackles with eight in the Patriots' comeback win at Indianapolis (11/4) ... Teamed up with Adalius Thomas to drop Bills quarterback J.P. Losman for a 7-yard sack at Buffalo (11/18) ... Contributed seven tackles and a quarterback hit against the New York Jets (12/16) ... Finished with a season-high 1.5 sacks and four quarterback hits against Miami (12/3) ... Recorded sacks on consecutive plays dropping Cleo Lemon for an 11-yard loss immediately followed by teaming up with Junior Seau and splitting a 4-yard sack of Lemon ... Tied for the team lead in tackles with six in the Patriots' victory at the New York Giants (12/29) ... Registered an 8-yard strip-sack of Jaguars quarterback David Garrard in the Patriots Division playoff game victory over Jacksonville (1/12) ... Made six

tackles and one quarterback hit in the Patriots' win over the San Diego Chargers in the AFC Championship Game (1/20) ... Contributed six tackles against the New York Giants in Super Bowl XLII (2/3).

➤ **2006 (15/15, 3/3):** Started 15 games at defensive end and finished second on the team with a career-high 117 tackles (66 solo) ... Tied for second on the team with a career-high 7.5 sacks ... Registered 10 or more tackles seven times in 2006 ... Named AFC Defensive Player of the Month after a December in which he recorded 43 tackles (27 solo) and four sacks ... Led the team in tackles four times (at NYJ, vs. IND, vs. CHI, at JAX) ... Led the team or tied for the team lead in sacks five times (vs. BUF, at GB, vs. DET, at MIA, at TEN) ... Tied for the team lead in passes defended once (vs. DEN) ... Led the team or tied for the team lead in quarterback hits five times (vs. MIA, at GB, vs. DET, at MIA, at TEN) ... Collected a career-high 12 tackles against the N.Y. Jets (9/17) and against Indianapolis (1/15) ... Collected eight tackles (4 solo), a safety and two quarterback hits against Buffalo (9/10) ... Registered the game-winning safety, sacking JP Losman for an 8-yard loss in the end zone with 8:33 remaining in the final stanza ... Led the team with a career-high 12 tackles (3 solo) and a quarterback hit at the Jets (9/17) ... Against Denver (9/24), Finished tied for second on the team with 10 tackles (7 solo) ... Collected two quarterback hits and a pass defended ... Notched five tackles (3 solo), a sack, a forced fumble and a fumble recovery at Cincinnati (10/1) ... Dropped Carson Palmer for a 7-yard sack, forced the signal caller to fumble and recovered the loose ball in the fourth quarter ... Led the team with 12 tackles (5 solo) against Indianapolis (11/5) ... Against Green Bay (11/19), collected three tackles (2 solo), one and a half sacks and a quarterback hit ... Teamed with Mike Vrebel to sack Aaron Rodgers for a 6-yard loss in the third quarter ... Dropped Rodgers for a 6-yard sack in the fourth quarter ... Led the team with 10 tackles (8 solo) and two quarterback hits against Chicago (11/26) ... Teamed with James Sanders to stuff Thomas Jones for no gain on a rush off right end in the first quarter ... Finished tied for second on the team with 10 tackles (7 solo) and two sacks against Detroit (12/3) ... Sacked Jon Kitna for a 3-yard loss late in the first quarter ... Dropped Kitna for a 10-yard sack in the third quarter ... Registered 10 tackles (7 solo), a sack and a quarterback hit at Miami (12/10) ... Dropped Joey Harrington for a 6-yard sack in the first quarter ... Started at defensive end and led the team with six tackles (3 solo) at Jacksonville (12/24) ... Halted a Jaguars' drive by stuffing Maurice Jones-Drew for no gain on a third-and-three rush in the fourth quarter ... Finished second on the team with 10 tackles (5 solo) and a sack at Tennessee (12/31) ... Sacked Vince Young for a 2-yard loss in the fourth quarter.

➤ **2005 (16/16, 2/2):** Started all 16 games and both playoff contests ... Finished third on the team with a career-high 77 tackles (40 solo) and added 1.5 sacks, a pass defended and a fumble recovery ... Was part of a defensive front that allowed an average of just 31.3 rushing yards per game in the month of December ... In the playoffs, tied for third on the team with 14 tackles (6 solo) ... Recorded seven tackles (3 solo), a sack and a fumble recovery against Kansas City

(11/27) ... Stuffed Larry Johnson for a 3-yard loss, then sacked Trent Green for an 8-yard loss with a bull rush in the third quarter ... Stonewalled a potential Chiefs scoring drive by recovering a Johnson fumble forced by Richard Seymour in the fourth quarter ... Collected four tackles (3 solo), including 0.5 sacks against Miami (1/1) ... Teamed with Tully Banta-Cain to drop Gus Frerotte for a 4-yard sack ... Finished second on the team with 11 tackles (6 solo) against Denver (1/14).

➤ **2004 (16/16, 3/2):** Started all 16 regular season games at defensive end ... Registered 64 tackles (46 solo) including 3.5 sacks, with his tackle total ranking second among Patriots defensive linemen, trailing only three-time Pro Bowler Richard Seymour ... Led all Patriots defensive linemen in the playoffs with 11 tackles (8 solo) ... Finished second on the team with 10 tackles (6 solo) and a forced fumble against Indianapolis (9/9) ... Halted a Colts drive in the third quarter by forcing Edgerrin James to fumble at the 18-yard line, allowing the Patriots to recover the ball and turn the opportunity into a touchdown ... Collected seven solo tackles, including two sacks and a pass defended against Kansas City (11/22) ... Sacked Trent Green for a 9-yard loss, then tallied his second sack of the evening when he dropped Green for a 6-yard loss, while also causing the signal caller to fumble on the play ... Saw action in the Patriots' 24-21 victory over the Eagles in Super Bowl XXXIX ... Registered a solo tackle in the victory.

➤ **2003 (16/4, 3/0):** Played in all 16 games with four starts on the defensive line ... Was the first Patriots top pick to play in all 16 games as a rookie since Damien Woody in 1999 ... Made his NFL debut at Buffalo (9/7) ... Made his first career start in the Patriots' 38-30 victory over Tennessee (10/05) ... Registered his first career sack in the Patriots' 19-13 overtime victory at Miami (10/19) ... Recorded one tackle in his first professional game against the Bills (9/7) ... Started his first career game at defensive tackle and collected six tackles (1 solo) in the Patriots' 38-30 victory over the Titans (10/5) ... Recorded five tackles (4 solo) and a sack in the Patriots thrilling 19-13 overtime victory over the Dolphins (10/19) ... Registered his first career sack when he dropped Jay Fiedler for a 1-yard loss in the first quarter ... Saw action on the defensive front in the Patriots thrilling 32-29 Super Bowl XXXVIII victory over the Panthers ... Batted down a pass at the line of scrimmage intended for DaShaun Foster.

COLLEGE

Warren was a mainstay on the Texas A&M defensive line for four seasons ... The versatile athlete performed at defensive end, defensive tackle and nose guard during his career ... Totaled 144 tackles (78 solos) with 13.5 sacks for losses of 72 yards, 40 stops for losses of 124 yards, 20 quarterback pressures, a forced fumble and a pair of blocked kicks while playing in 36 games, including 25 starts. 2002 (Senior): All-Big Twelve Conference second-team selection by The NFL Draft Report ... Started 10 games at left defensive end, recording 52 tackles (29 solos) with 4.5 sacks for losses

TY WARREN'S SINGLE-GAME CAREER HIGHS

Regular Season

Tackles:	12	at N.Y. Jets (9/17/06) vs. Indianapolis (11/05/06)
Solos:	8	vs. Chicago (11/26/06)
Assists:	9	at N.Y. Jets (9/17/06)
Sacks:	2	vs. Detroit (12/3/06) at Kansas City (11/22/04)
Passes Defended:	1	Six times, most recent vs. Miami (10/8/06)
Forced Fumbles:	1	at Cincinnati (10/1/06) at Kansas City (11/22/04) vs. Indianapolis (9/9/04)
Fumble Recovery:	2	vs. Washington (10/28/07)

of 21 yards and 12 stops for losses of 35 yards ... Blocked a pair of kicks. 2001 (Junior): All-Big Twelve Conference first-team selection ... Played in 10 games, starting seven contests at nose guard ... Recorded 41 tackles (19 solos) with four sacks for minus 24 yards and 12 stops for losses of 37 yards ... 2000 (Sophomore): Played in every game, starting the final eight contests at left defensive end. 1999 (Freshman): Appeared in five games, recording 13 tackles (7 solos).

PERSONAL

Ty'ron Markeith Warren was born the son of Annette Warren and Larry Dickey on Feb. 6, 1981 in Bryan, Texas ... Attended Bryan (Tex.) High and posted 248 tackles, 22 quarterback sacks, 69 tackles for loss of yardage and 90 quarterback pressures during his three-year varsity career ... Earned first-team All-State honors after totaling 109 tackles, nine sacks, 38 QB pressures and 28 tackles for losses as a senior ... Three-year letterman in track ... Uncle, Curtis Dickey, was an All-American tailback at Texas A&M (1976-79), where he ranks second on the career rushing list and was selected in the first round of the 1980 NFL draft by the Baltimore Colts ... Ty participated in the 2003 Morgan Memorial Goodwill Adopt-a-Family program, which provided Thanksgiving dinners for over 100 needy families ... Ty was part of a Patriots contingent that brought the Lombardi Trophy to Providence to celebrate the Patriots' Super Bowl XXXVIII championship with their Rhode Island fans at WaterFire in the spring of 2004 ... In 2006, sponsored a holiday shopping spree for 25 children from the Yawkey Boys & Girls Club of Roxbury ... In 2007, sponsored a holiday shopping spree for 25 children from the Boys and Girls Club of Brockton ... In 2007, spoke with 250 children at the Lilla J. Frederick Middle School in Boston about the importance of fitness and a healthy lifestyle ... Supporter of the Kids Café Program at the Chelsea, Mass. Boys and Girls Club ... Helped distribute Thanksgiving food baskets at Morgan Memorial Goodwill Industries in Boston ... Hobbies include fishing and playing golf ... Ty and his wife Kesha have three children, Brionna, Brielle and Bailey ... Majored in agricultural development at Texas A&M.


TY WARREN

Pos: DL Ht: 6-5 Wt: 300 Year: 6th Acq: D1-03 (13th) College: Texas A&M Born: 2/6/81

REGULAR SEASON			TACKLES					INTERCEPTIONS						MISCELLANEOUS				
Year	Team	G/S	TT	UT	A	S	Yds	No	Yds	Avg	Lg	TD	PD	FF	FR	Yds	TD	SpT
2003	Patriots	16/4	33	18	15	1.0	1.0	0	0	0.0	0	0	2	0	0	0	0	0
2004	Patriots	16/16	64	46	18	3.5	22.5	0	0	0.0	0	0	1	2	0	0	0	0
2005	Patriots	16/16	77	40	37	1.5	10.0	0	0	0.0	0	0	1	0	1	5	0	0
2006	Patriots	15/15	117	66	51	7.5	45.0	0	0	0.0	0	0	2	1	1	0	0	0
2007	Patriots	16/16	83	47	36	4.0	27.5	0	0	0.0	0	0	0	0	3	0	0	0
Totals-5 years		79/67	374	217	157	17.5	106.0	0	0	0.0	0	0	6	3	5	5	0	0
POSTSEASON			TACKLES					INTERCEPTIONS						MISCELLANEOUS				
Year	Team	G/S	TT	UT	A	S	Yds	No	Yds	Avg	Lg	TD	PD	FF	FR	Yds	TD	SpT
2003	Patriots	3/0	1	0	1	0.0	0.0	0	0	0.0	0	0	1	0	0	0	0	0
2004	Patriots	3/2	11	8	3	0.0	0.0	0	0	0.0	0	0	0	0	0	0	0	0
2005	Patriots	2/2	14	6	8	0.0	0.0	0	0	0.0	0	0	0	0	0	0	0	0
2006	Patriots	3/3	12	11	1	0.0	0.0	0	0	0.0	0	0	0	0	0	0	0	0
2007	Patriots	3/3	18	13	5	1.0	8.0	0	0	0.0	0	0	0	1	0	0	0	0
Totals-5 years		14/10	56	38	18	1.0	8.0	0	0	0.0	0	0	1	1	0	0	0	0

WARREN'S CAREER GAME-BY-GAME

2003	Opponent	P/S	TT	UT	A	S	Yds	Int	Yds	PD	FF	FR	SpT	W/L	Score
09/07	at Buffalo	p	1	1	0	-	-	-	-	-	-	-	-	L	0-31
09/14	at Philadelphia	p	1	1	0	-	-	-	-	-	-	-	-	W	31-10
09/21	N.Y. Jets	p	0	0	0	-	-	-	-	-	-	-	-	W	23-16
09/28	at Washington	p	1	0	1	-	-	1	-	-	-	-	-	L	17-20
10/05	Tennessee	s	6	1	5	-	-	-	-	-	-	-	-	W	38-30
10/12	N.Y. Giants	s	5	3	2	-	-	-	-	-	-	-	-	W	17-6
10/19	at Miami	s	5	4	1	1.0	1.0	-	1	-	-	-	-	W	19-13
10/26	Cleveland	s	4	4	0	-	-	-	-	-	-	-	-	W	9-3
11/03	at Denver	p	1	0	1	-	-	-	-	-	-	-	-	W	30-26
11/16	Dallas	p	2	1	1	-	-	-	-	-	-	-	-	W	12-0
11/23	at Houston	p	0	0	0	-	-	-	-	-	-	-	-	W	23-20
11/30	at Indianapolis	p	3	0	3	-	-	-	-	-	-	-	-	W	38-34
12/07	Miami	p	1	1	0	-	-	-	-	-	-	-	-	W	12-0
12/14	Jacksonville	p	0	0	0	-	-	-	-	-	-	-	-	W	27-13
12/20	at N.Y. Jets	p	1	1	0	-	-	-	-	-	-	-	-	W	21-16
12/27	Buffalo	p	2	1	1	-	-	-	-	-	-	-	-	W	31-0
2003 Totals		16/4	33	18	15	1.0	1.0	0	0	2	0	0	0	14-2	
01/10	Tennessee	p	0	0	0	-	-	-	-	-	-	-	-	W	17-14
01/18	Indianapolis	p	1	0	1	-	-	-	-	-	-	-	-	W	24-14
02/01	Carolina	p	0	0	0	-	-	-	1	-	-	-	-	W	32-39
2003 Postseason		3/0	1	0	1	0.0	0.0	0	0	1	0	0	0	3-0	
2004	Opponent	P/S	TT	UT	A	S	Yds	Int	Yds	PD	FF	FR	SpT	W/L	Score
09/09	Indianapolis	s	10	6	4	-	-	-	-	1	-	-	-	W	27-24
09/19	at Arizona	s	2	2	0	-	-	-	-	-	-	-	-	W	23-12
10/03	at Buffalo	s	4	4	0	-	-	-	-	-	-	-	-	W	31-17
10/10	Miami	s	5	2	3	-	-	-	-	-	-	-	-	W	24-10
10/17	Seattle	s	2	2	0	0.5	2.5	-	-	-	-	-	-	W	30-20
10/24	N.Y. Jets	s	1	0	1	-	-	-	-	-	-	-	-	W	13-7
10/31	at Pittsburgh	s	5	3	2	-	-	-	-	-	-	-	-	W	20-34
11/07	at St. Louis	s	2	2	0	1.0	5.0	-	-	-	-	-	-	W	40-22
11/14	Buffalo	s	6	4	2	-	-	-	-	-	-	-	-	W	29-6
11/22	at Kansas City	s	7	7	0	2.0	15.0	-	-	1	-	-	-	W	27-19
11/28	Baltimore	s	1	1	0	-	-	-	-	-	-	-	-	W	24-3
12/05	at Cleveland	s	7	4	3	-	-	-	-	-	-	-	-	W	42-15
12/12	Cincinnati	s	6	5	1	-	-	-	-	-	-	-	-	W	35-28
12/20	at Miami	s	0	0	0	-	-	-	-	-	-	-	-	L	28-29
12/26	at N.Y. Jets	s	2	1	1	-	-	-	-	-	-	-	-	W	23-7
01/02	San Francisco	s	4	3	1	-	-	-	-	-	-	-	-	W	21-27
2004 Totals		16/16	64	46	18	3.5	22.5	0	0	1	2	0	0	14-2	
01/16	Indianapolis	s	2	1	1	-	-	-	-	-	-	-	-	W	20-3
01/23	at Pittsburgh	s	8	6	2	-	-	-	-	-	-	-	-	W	41-27
02/06	Philadelphia	p	1	1	0	-	-	-	-	-	-	-	-	W	24-21
2004 Postseason		3/2	11	8	3	0	0	0	0	0	0	0	0	3-0	
2005	Opponent	P/S	TT	UT	A	S	Yds	Int	Yds	PD	FF	FR	SpT	W/L	Score
09/08	Oakland	s	5	1	4	-	-	-	-	-	-	-	-	W	30-20
09/18	at Carolina	s	3	1	2	-	-	-	-	-	-	-	-	L	17-27
09/25	at Pittsburgh	s	4	4	0	-	-	-	-	-	-	-	-	W	23-20
10/02	San Diego	s	5	1	4	-	-	-	-	-	-	-	-	L	17-41
10/09	at Atlanta	s	6	5	1	-	-	-	-	-	-	-	-	W	31-28
10/16	at Denver	s	8	5	3	-	-	-	1	-	-	-	-	L	20-28
10/30	Buffalo	s	9	3	6	-	-	-	-	-	-	-	-	W	21-16
11/07	Indianapolis	s	4	3	1	-	-	-	-	-	-	-	-	L	21-40
11/13	at Miami	s	2	1	1	-	-	-	-	-	-	-	-	W	23-16
11/20	New Orleans	s	3	2	1	-	-	-	-	-	-	-	-	W	24-27
11/27	at Kansas City	s	7	3	4	1.0	8.0	-	-	-	-	-	-	L	16-26
12/04	N.Y. Jets	s	5	4	1	-	-	-	-	-	-	-	-	W	16-3
12/11	at Buffalo	s	6	3	3	-	-	-	-	-	-	-	-	W	35-7
12/17	Tampa Bay	s	5	1	4	-	-	-	-	-	-	-	-	W	28-0
12/26	at N.Y. Jets	s	1	0	1	-	-	-	-	-	-	-	-	W	31-21
01/01	Miami	s	4	3	1	0.5	2.0	-	-	-	-	-	-	L	26-28
2005 Totals		16/16	77	40	37	1.5	10.0	0	0	1	0	1	0	16-6	
01/07	Jacksonville	s	3	0	3	-	-	-	-	-	-	-	-	W	28-3
01/14	at Denver	s	11	6	5	-	-	-	-	-	-	-	-	L	13-27
2005 Postseason		2/2	14	6	8	0.0	0.0	0	0	0	0	0	0	1-1	
2006	Opponent	P/S	TT	UT	A	S	Yds	Int	Yds	PD	FF	FR	SpT	W/L	Score
09/10	Buffalo	s	8	4	4	1	8	-	-	-	-	-	-	W	19-17
09/17	at N.Y. Jets	s	12	3	9	-	-	-	-	-	-	-	-	W	24-17
09/24	Denver	s	10	7	3	-	-	-	-	1	-	-	-	L	7-17
10/01	at Cincinnati	s	5	3	2	1	7	-	-	-	1	1	-	W	38-13
10/08	Miami	s	3	2	1	-	-	-	-	-	1	-	-	W	20-10
10/22	at Buffalo	s	6	2	4	-	-	-	-	-	-	-	-	W	28-6
10/30	at Minnesota	s	5	3	2	-	-	-	-	-	-	-	-	W	31-7
11/05	Indianapolis	s	12	5	7	-	-	-	-	-	-	-	-	L	20-27
11/12	N.Y. Jets	s	3	-	-	-	-	-	-	-	-	-	-	L	14-17
11/19	at Green Bay	s	3	2	1	1.5	9.0	-	-	-	-	-	-	W	35-0
11/26	Chicago	s	10	8	2	-	-	-	-	-	-	-	-	W	17-13
12/03	Detroit	s	10	7	3	2.0	13.0	-	-	-	-	-	-	W	28-21
12/10	at Miami	s	10	7	3	1.0	6.0	-	-	-	-	-	-	L	0-21
12/17	Houston	s	7	5	2	-	-	-	-	-	-	-	-	W	40-7
12/24	at Jacksonville	s	6	3	3	-	-	-	-	-	-	-	-	W	24-21
12/31	at Tennessee	s	10	5	5	1.0	2.0	-	-	-	-	-	-	W	40-23
2006 Totals		15/15	117	66	51	7.5	45.0	0	0	2	1	1	0	12-4	
01/07	N.Y. Jets	s	3	3	0	-	-	-	-	-	-	-	-	W	37-16
01/14	at San Diego	s	7	6	1	-	-	-	-	-	-	-	-	W	24-21
01/21	at Indianapolis	s	2	2	0	-	-	-	-	-	-	-	-	L	34-38
2006 Postseason		3/3	12	11	1	0.0	0.0	0	0	0	0	0	0	2-1	
2007	Opponent	P/S	TT	UT	A	S	Yds	Int	Yds	PD	FF	FR	SpT	W/L	Score
09/09	at N.Y. Jets	s	7	5	2	0.5	4.5	-	-	-	-	-	-	W	38-14
09/16	San Diego	s	6	3	3	-	-	-	-	-	-	-	-	W	38-14
09/23	Buffalo	s	4	4	0	0.5	4.5	-	-	-	-	-	-	W	38-7
10/01	at Cincinnati	s	4	3	1	-	-	-	-	-	-	-	-	W	34-13
10/07	Cleveland	s	4	3	1	-	-	-	-	-	-	-	-	W	34-17
10/14	at Dallas	s	5	2	3	1.0	2.0	-	-	-	-	-	-	W	48-27
10/21	at Miami	s	6	5	1	-	-	-	-	-	-	-	-	W	49-28
10/28	Washington	s	6	3	3	-	-	-	-	-	2	-	-	W	52-7
11/04	at Indianapolis	s	8	5	3	-	-	-	-	-	-	-	-	W	24-20
11/18	at Buffalo	s	5	3	2	0.5	3.5	-	-	-	-	-	-	W	56-10
11/25	Philadelphia	s	2	1	1	-	-	-	-	-	-	-	-	W	31-28
12/03	at Baltimore	s	5	3	2	-	-	-	-	-	-	-	-	W	27-24
12/09	Pittsburgh	s	4	1	3	-	-	-	-	-	-	-	-	W	34-13
12/16	N.Y. Jets	s	7	4	3	-	-	-	-	-	-	-	-	W	20-10
12/23	Miami	s	5	3	2	1.5	13.0	-	-	-	-	-	-	W	28-7
12/29	at N.Y. Giants	s	6	4	2	-	-	-	-	-	-	-	-	W	38-39
2007 Totals		16/16	63	47	38	4.0	27.5	0	0	0	0	3	0	11-5	
01/12	Jacksonville	s	2	1	0	1.0	8.0	-	-	-	1	-	-	W	31-20
01/20	San Diego	s	6	5	1	-	-	-	-	-	-	-	-	W	21-12
02/03	N.Y. Giants	s	6	4	2	-	-	-	-	-	-	-	-	L	14-17
2007 Postseason		3/3	18	13	5	1.0	8.0	-	-	-	1	0	-	2-1	



KELLEY WASHINGTON

WIDE RECEIVER

6-3 ✦ 215 lbs ✦ Born 8/21/79 ✦ Exp. (NFL/Patriots): 6/2
GP/GS (Playoffs): 58/6 (3/0) ✦ Acq: UFA(CIN)-07 ✦ Tennessee ✦ Stephens City, Va.

CAREER TRANSACTIONS

Kelley Washington was signed by the Patriots as an unrestricted free agent on March 13, 2007 ... Originally drafted by the Cincinnati Bengals in the third round (65th overall) of the 2003 NFL Draft ... Placed on injured reserve with a hamstring injury (12/15/06).

CAREER HIGHLIGHTS

- ✦ Washington was a core member of the Patriots' special teams units in 2007, finishing second on the team with 18 special teams tackles.
- ✦ Washington blocked a punt against the New York Jets on Dec. 16, 2007, recording the Patriots' first blocked punt since 1999.
- ✦ Washington joined the Patriots after spending the first four seasons of his career with the Cincinnati Bengals (2003-06). He played in 44 games with six starts for Cincinnati and caught 72 passes for 893 yards (12.4 avg.) and nine touchdowns.
- ✦ In 2006 with the Bengals, Washington played in five games with one start and caught nine passes for 115 yards (12.8 avg.) and a touchdown.
- ✦ Washington played in all 16 games with three starts as a rookie in 2003 and caught 22 passes for 299 yards (13.6 avg.) and a career-high four touchdowns. That season, he caught a career-long 51-yard touchdown pass in a game against Pittsburgh.
- ✦ In 2004, Washington set career highs in receptions (31) and receiving yards (378) while scoring three touchdowns. His total receptions and total receiving yards both ranked third on the team that season behind only Chad Johnson and T.J. Houshmandzadeh.
- ✦ Washington played in seven games in 2005, catching 10 passes for 101 yards and a touchdown.

SEASONAL REVIEWS

- ✦ **2007 (14/0, 3/0):** Saw action in 14 games in 2007 ... Finished second on the team with 18 special teams tackles and tied for the team lead in solo special teams tackles with nine ... Tallied a season-high five special teams tackles, including two unassisted tackles while making his Patriots debut against the New York Jets (9/9) ... Led the team with three special teams tackles, including a thundering hit on Browns kick returner Josh Cribbs, in the Patriots' victory over Cleveland (10/7) ... Tied for the team lead with three special teams tackles at Buffalo (11/18) ... Stopped Yamon Figurs after just a 9-yard gain on a kickoff return in the Patriots' victory at Baltimore (12/3) ... Recorded the Patriots' first blocked punt since 1999, slapping down Ben Graham's punt in the second quarter and setting up possession at the Jets' 3-yard line against the New York Jets (12/16) ... Downed a first-quarter Chris Hanson punt

at the Jets' 3-yard line ... Made one special teams tackle, dropping R.W. McQuarters for no gain, in the Patriots' victory at the New York Giants (12/29) ... Made one special teams tackle while dropping the Jaguars' Scott Starks after just a 2-yard gain on a kickoff return in the Patriots' Divisional playoff victory over Jacksonville (1/12) ... Saved a second-quarter Chris Hanson punt from skipping into the end zone with an athletic play at the goal line, batting the ball back to Kyle Eckel, who downed the punt at the Chargers' 4-yard line, in the Patriots' win over San Diego in the AFC Championship Game (1/20) ... Played in reserve on special teams coverage and return units in Super Bowl XLIII (2/3).

- ✦ **2006 (5/1 — Cincinnati):** Played in the first five games of the season for the Bengals with one start ... Caught nine passes for 115 yards and a touchdown ... Was listed as a day of game inactive for eight games before being placed on injured reserve with a hamstring injury (12/15/06) ... Caught a season-high five passes for a career-high 77 yards and a touchdown against Cleveland (9/17) ... Opened the scoring with a 22-yard touchdown reception from Carson Palmer in the first quarter ... Caught three passes for 28 yards against the Patriots (10/1).

- ✦ **2005 (7/0 — Cincinnati):** Saw action in a reserve role at wide receiver in seven games ... Was inactive for the other nine games, and for Wild Card playoff ... Collected two receptions for 30 yards against the Jaguars (10/9) ... Hauled in four catches for 48 yards, including touchdown catch in which he outfought tight coverage at goal line for an 18-yarder that gave Bengals a 10-0 first-quarter lead against Detroit (12/18).

- ✦ **2004 (16/2 — Cincinnati):** Saw action in all 16 games for the second consecutive season, and was credited with starts in Games 12-13 as offense opened in three-wide-receiver sets ... Finished third on team in catches (31) and receiving yards (378), and scored three touchdowns ... Collected season-high five catches for 58 yards against the Ravens (9/26) ... Notched three catches for 47 yards against Pittsburgh (11/21), including 19-yarder for his first touchdown of season, putting Bengals ahead 14-10 in second quarter ... Registered a season-high 60 receiving yards on four receptions against the Bills (12/19).

- ✦ **2003 (16/3 — Cincinnati):** Saw action in all 16 games as a rookie, registering three starts at wide receiver ... Ranked fifth on team in catches (23), fourth in receiving yards (299)

EXTRA POINTS

- ✦ As a former minor league baseball prospect, Kelley was roommates with both current Red Sox pitcher Josh Beckett and current Raiders wide receiver Javon Walker.

and fourth in touchdowns (4) ... Collected two catches for 18 yards in his NFL debut against the Broncos (9/7) ... Recorded three catches for 42 yards in the victory over Seattle (10/26), including an 8-yard touchdown in second quarter that gave Cincinnati a 14-7 lead ... Notched season highs with five catches and 61 yards against San Diego (11/23), including a 4-yard touchdown catch in second quarter to give Bengals a 28-13 halftime lead ... Grabbed a catch, a season-long 51-yarder, for the game's first touchdown in the first quarter against Pittsburgh (11/30).

COLLEGE

Played only one full season at Tennessee, totaling 93 catches for 1,523 yards and eight touchdowns ... As a 22-year-old freshman in 2001, caught 70 passes for 1,080 yards and seven touchdowns ... Named to freshman All-America teams by *The Sporting News* and Football Writers Association ... Was considered a probable first-round NFL draft choice entering his sophomore year of 2002, but he was limited to four games that season due to injuries after electing to return to school ... Entered the NFL Draft after his sophomore season.

PERSONAL

James Kelley Washington was born on Aug. 21, 1979 ... Attended Sherando High School in Stephens City, Va., where he earned all-state honors in helping the football team to state 2A championship game ... Passed for 1,887 yards and 20 touchdowns as a prep senior quarterback, and had a school-record nine interceptions as a safety on defense ... Despite his high school exploits, he was not recruited out of high school by major college football programs, leading to his decision to sign a pro baseball contract in 1997 ... Was a 10th-round draft pick of the Florida Marlins in 1997 ... Played 295 minor-league games over four seasons (1997-2000), playing shortstop from 1997-99 and third base in 2000 ... A right-handed hitter, he batted .213 for his career with nine home runs and 98 RBI ... Played in 1997 for the Marlins' entry in the rookie Gulf Coast League ... Played in 1998 for Brevard County of the Florida State League and for Kane County (Ill.) of the Midwest League ... Played in 1999 for the Marlins' Gulf Coast League rookie team and for Brevard County ... Played in 2000 for Kane County ... Majored in arts and sciences at Tennessee.

KELLEY WASHINGTON

Pos: WR Ht: 6-3 Wt: 215 Year: 6th Acq: FA-07 College: Tennessee Born: 8/21/79

REGULAR SEASON		RECEIVING				RUSHING				KICK RETURNS				PUNT RETURNS			
Year	Team	P/S	No	Yds	Avg	Lg	TD	No	Yds	Avg	Lg	TD	No	Yds	Avg	Lg	TD
2003	Bengals	16/3	22	299	13.6	51	4	1	5	5.0	5	0	0	0	0	0	0
2004	Bengals	16/2	31	378	12.2	28	3	1	-1	-1.0	-1	0	0	0	0	0	0
2005	Bengals	7/0	10	101	10.1	18	1	0	0	0.0	0	0	0	0	0	0	0
2006	Bengals	5/1	9	115	12.8	22	1	0	0	0.0	0	0	0	0	0	0	0
2007	Patriots	14/0	0	0	0.0	0	0	0	0	0.0	0	0	0	0	0	0	0
Totals-5 years		58/6	72	893	12.4	51	9	2	4	2.0	5	0	0	0	0	0	0

ADDITIONAL STATISTICS

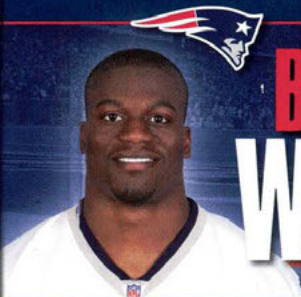
Special Teams Tackles: Regular Season: Career (20); 2006 (2), 2007 (18). Postseason: Career (2); 2007 (2)

Blocked Punts: Regular Season: Career (1); 2007 (1 vs. N.Y. Jets, 12/16/07).

POSTSEASON		RECEIVING				RUSHING				KICK RETURNS				PUNT RETURNS			
Year	Team	P/S	No	Yds	Avg	Lg	TD	No	Yds	Avg	Lg	TD	No	Yds	Avg	Lg	TD
2005	Bengals	0/0	0	0	0.0	0	0	0	0	0.0	0	0	0	0	0	0	0
2007	Patriots	3/0	0	0	0.0	0	0	0	0	0.0	0	0	0	0	0	0	0
Totals-2 years		3/0	0	0	0.0	0	0	0	0	0.0	0	0	0	0	0	0	0

WASHINGTON'S CAREER GAME-BY-GAME

2003	Opponent	P/S	Rec	Yds	Avg	Lg	TD	W/L	Score	12/26	N.Y. Giants	p	1	13	13.0	13	0	W	23-22								
09/07	Denver	p	2	18	9.0	9	0	L	10-30	01/02	Philadelphia	p	1	3	3.0	3	0	W	38-10								
09/14	Oakland	p	-	-	-	-	-	L	20-23	2004 Totals										16/2	31	378	12.2	28	3	-	8-8
09/21	Pittsburgh	p	-	-	-	-	-	L	10-17	2005	Opponent	P/S	Rec	Yds	Avg	Lg	TD	W/L	Score								
09/28	Cleveland	p	2	28	14.0	17	0	W	21-14	09/11	Cleveland	p	-	-	-	-	-	W	27-13								
10/05	at Buffalo	p	2	18	9.0	9	0	L	16-22(OT)	09/18	Minnesota	p	-	-	-	-	-	W	37-8								
10/19	Baltimore	p	-	-	-	-	-	W	34-26	09/25	at Chicago	p	-	-	-	-	-	W	24-7								
10/26	Seattle	p	3	42	14.0	24	1	W	27-24	10/02	Houston	p	-	-	-	-	-	W	16-10								
11/02	at Arizona	p	2	17	8.5	9	0	L	14-17	10/09	at Jacksonville	p	2	30	15.0	16	0	L	20-23								
11/09	Houston	p	-	-	-	-	-	W	34-27	10/16	at Tennessee	p	2	13	6.5	11	0	W	31-23								
11/16	Kansas City	p	-	-	-	-	-	W	24-19	10/23	Pittsburgh	p	1	6	6.0	6	0	L	13-27								
11/23	at San Diego	p	5	61	12.2	30	1	W	34-27	10/30	at Green Bay	p	-	-	-	-	-	W	21-14								
11/30	at Pittsburgh	p	1	51	51.0	51	1	W	24-20	11/06	at Baltimore	p	-	-	-	-	-	W	21-9								
12/07	at Baltimore	p	1	34	34.0	34	0	L	13-31	11/20	Indianapolis	p	-	-	-	-	-	W	37-45								
12/14	San Francisco	p	-	-	-	-	-	W	41-38	11/27	Baltimore	p	-	-	-	-	-	W	42-29								
12/21	at St. Louis	p	3	26	8.7	12	1	L	10-27	12/04	at Pittsburgh	p	-	-	-	-	-	W	38-31								
12/28	Cleveland	p	1	4	4.0	4	0	L	14-22	12/11	Cleveland	p	-	-	-	-	-	W	23-20								
2003 Totals										16/3	22	299	13.6	51	4	-	-	-	8-8								
2004	Opponent	P/S	Rec	Yds	Avg	Lg	TD	W/L	Score	12/18	at Detroit	p	4	48	12.0	18	1	W	41-17								
09/12	at N.Y. Jets	p	1	9	9.0	9	0	L	24-31	12/24	Buffalo	p	1	4	4.0	4	0	L	27-37								
09/19	Miami	p	-	-	-	-	-	W	16-13	01/01	at Kansas City	p	-	-	-	-	-	L	3-37								
09/26	Baltimore	p	5	58	11.6	17	0	L	9-23	2005 Totals										7/0	10	101	10.1	18	1	-	11-5
10/03	at Pittsburgh	p	1	6	6.0	6	0	L	17-28	01/08	Pittsburgh	p	-	-	-	-	-	L	17-31								
10/17	at Cleveland	p	2	18	9.0	10	0	L	17-34	2006 Postseason										0/0	0	0	0.0	0	0	-	0-1
10/25	Denver	p	1	16	16.0	16	0	W	23-10	2006	Opponent	P/S	Rec	Yds	Avg	Lg	TD	W/L	Score								
10/31	at Tennessee	p	3	55	18.3	28	0	L	20-27	09/10	at Kansas City	p	1	10	10.0	10	0	W	23-10								
11/07	Dallas	p	-	-	-	-	-	W	26-3	09/17	Cleveland	p	5	77	15.4	22	1	W	34-17								
11/14	at Washington	p	4	23	5.8	16	0	W	17-10	09/24	at Pittsburgh	p	-	-	-	-	-	W	28-20								
11/21	Pittsburgh	p	3	47	15.7	21	1	L	14-19	10/01	New England	S	3	28	9.3	11	0	L	13-38								
11/28	Cleveland	p	3	35	11.7	18	1	W	58-48	10/15	at Tampa Bay	p	-	-	-	-	-	L	13-14								
12/05	at Baltimore	p	-	-	-	-	-	W	27-26	10/22	Carolina	p	-	-	-	-	-	W	17-14								
12/12	at New England	S	2	35	17.5	27	1	L	28-35	Placed on Injured Reserve																	
12/19	Buffalo	p	4	60	15.0	21	0	L	17-33	2006 Totals										5/1	9	115	12.8	22	1	-	8-8



BENJAMIN WATSON

84

TIGHT END

SUPER BOWLS:

04

6-3 > 255 lbs > Born 12/18/80 > Exp. (NFL/Patriots): 5/5
GP/GS: 41/32 (8/7) > Acq: D1b-04 (32nd) > Georgia > Rock Hill, S.C.

CAREER TRANSACTIONS

Benjamin Watson was drafted by the New England Patriots in the first round (32nd overall) of the 2004 NFL draft ... Signed by the Patriots (8/16/04) ... Placed on injured reserve (9/29/04).

CAREER HIGHLIGHTS

- > In his four NFL seasons entering 2008, Watson started 32 of 41 games, recording 116 receptions for 1,489 yards and 13 touchdowns.
- > Over the last three seasons (2005-07), Watson has totaled 114 catches, the most by a Patriots tight end over a three-year span since Ben Coates had 165 receptions from 1997-99.
- > In 2007, Watson caught a career-high six touchdown passes, a total that ranked third on the team as the Patriots set all-time NFL records for points scored (589) and point differential (+315) while completing the NFL's first 16-0 regular season.
- > Watson had the most productive game of his career on Oct. 7, 2007 against Cleveland, catching six passes for a career-high 107 yards and a career-best two touchdowns.
- > Watson had a pair of touchdown receptions in the Patriots' divisional playoff victory over Jacksonville on Jan. 12, 2008, tying the Patriots playoff record for touchdown receptions in a game.
- > In 2006, Watson finished second among all Patriots receivers with 49 receptions. His reception total was the highest by a Patriots tight end since 1998, when Ben Coates caught 67 passes.
- > Watson set then career highs with seven catches and 95 receiving yards against the Minnesota Vikings on Oct. 30, 2006.
- > Watson led all Patriots tight ends with 29 receptions for 441 yards and four touchdowns in 2005, while snaring 10 passes of 20 yards or longer.
- > Watson recorded the longest touchdown reception in Patriots playoff history when he hauled in a pass and rumbled for a 63-yard score in the 2005 wild card playoffs (1/7/06).

SEASONAL REVIEWS

- > **2007 (12/9, 3/3):** Played in 12 games while making nine starts at tight end in 2007 ... Hauled in a career-high six touchdown passes ... Set career single-game highs in receiving yards (107) and touchdowns (2) in the Patriots' victory over the Cleveland Browns (10/7) ... Hauled in his first touchdown reception of the season on a 5-yard scoring strike from Tom Brady at the New York Jets (9/9) ... Provided a crucial block on Ellis Hobbs's NFL record-setting 108-yard kickoff return for a touchdown ... Collected his second receiving touchdown in as many games on a 7-yard pass against the San Diego Chargers (9/16) ... Grabbed his third touchdown reception in as many games with an 8-yard touchdown reception in the Patriots' victory over Buffalo (9/23) ... Helped to spring Sammy Morris on a 7-yard touchdown run with a key outside block in the Patriots' win at Cincinnati (10/1) ... Set single-game career

highs in a six-catch, 107-yard, two-touchdown performance against Cleveland (10/7) ... Tallied touchdown receptions of seven and 25 yards against the Browns ... Hauled in his sixth touchdown catch of the season on a 3-yard score in the Patriots' win at Buffalo (11/18) ... Hauled in a 23-yard reception down the middle of the field that helped to spark the Patriots' game-winning drive in a comeback victory at Baltimore (12/3) ... Recovered an Ed Reed fumble that was forced by Kevin Faulk on an interception return ... Tied the Patriots playoff record for most touchdown receptions in a game with a pair of scores in the Patriots' Divisional playoff victory over the Jacksonville Jaguars (1/12) ... Registered touchdown catches of three and nine yards, respectively ... Tallied one catch for eight yards in the Patriots' win over the San Diego Chargers in the AFC Championship Game (1/20) ... Started at tight end in Super Bowl XLII (2/3).

> **2006 (13/13, 3/2):** Started 13 games at tight end and finished second on the team with a career-high 49 receptions and 643 receiving yards ... Collected three receiving touchdowns ... Led the team or tied for the team lead in receptions five times (vs. BUF, at BUF, at MIN, at GB, vs. CHI) ... Led the team in receiving yards six times (vs. BUF, at BUF, at MIN, vs. IND, at GB, vs. CHI) ... Led the team with three receptions for 50 yards against Buffalo (9/10) ... Extended the Patriots' second touchdown drive with a 34-yard catch over the middle on third-and-nine in the third quarter ... Tallied a then career-high five receptions for 54 yards against Denver (9/24) ... Led the team with five catches and 60 receiving yards at Buffalo (10/22) ... Hauled in a 17-yard grab on a third-and-nine play in the fourth quarter ... Led the team with 95 receiving yards and a touchdown at Minnesota (10/30) ... Tied for the team lead with a career-high seven receptions in the victory ... Got behind the linebackers and hauled in a 40-yard reception in the second quarter ... Grabbed his first touchdown of the season on a 9-yard strike from Tom Brady late in the second quarter ... Led the team with 54 receiving yards on four receptions against Indianapolis (11/5) ... Led the team with five receptions and 74 receiving yards, including a touchdown, at Green Bay (11/19) ... Got open behind the linebackers and grabbed a 36-yard reception in the opening stanza ... Made a diving grab while dragging both feet in the end zone for an 8-yard touchdown

EXTRA POINTS

- > In January 2008, Benjamin and his wife Kirsten, announced the start of their charitable foundation, called "One More."
- > Benjamin comes from an athletic family. His father, Ken, played linebacker for the University of Maryland, his mother, Diana, was a synchronized swimmer at Maryland and his sister, Jessica, ran track at Coastal Carolina University and is the South Carolina high school record holder in the 800 meter race.

BENJAMIN WATSON'S SINGLE-GAME CAREER HIGHS**Regular Season**

Receptions:	7	at Minnesota (10/30/06)
Yards:	107	vs. Cleveland (10/7/07)
Avg. (min. 4 rec.):	17.8	vs. Cleveland (10/7/07)
Long:	40	at Minnesota (10/30/06)
Touchdowns:	2	Twice, most recent vs. Cleveland (10/7/07)

reception with 43 seconds left in the third quarter ... Tied for the team lead with six receptions for a team-high 87 receiving yards and a touchdown against Chicago (11/26) ... Got open deep and hauled in 40-yard reception on third-and-three during the Patriots' second touchdown drive in the fourth quarter ... Grabbed a 2-yard touchdown toss from Tom Brady, giving the Patriots a 17-10 lead with 8:22 remaining in the fourth quarter ... Led the team with five receptions and 48 yards in the AFC Championship Game at Indianapolis (1/21).

➤ **2005 (15/9, 2/2):** Led all Patriots tight ends with 29 receptions for 441 yards and four touchdowns ... Played in 15 games with nine starts and also started both playoff contests ... Snared his first career touchdown on a 33-yard reception against Atlanta (10/9) ... Caught 10 passes of 20 yards or longer ... Recorded five receptions for 91 yards and a touchdown in the playoffs ... Grabbed a 63-yard touchdown in the wild card round (1/7/06), marking the longest touchdown reception in Patriots playoff history ... Started at tight end and snared his first career touchdown pass against Atlanta (10/9) ... Gave the Patriots a 21-13 lead with a 33-yard scoring grab in the third quarter ... Registered three receptions for 37 yards and two touchdowns against Miami (11/13) ... Gave the Patriots a 12-7 lead with a 16-yard touchdown reception on the last play of the third quarter ... Hauled in his second touchdown of the afternoon with a diving, tip toe catch of 17 yards in the fourth quarter ... Led the team with 66 receiving yards on four receptions against New Orleans (11/20) ... Snared a 4-yard pass on fourth-and-two in the first scoring drive ... On the next play from scrimmage, grabbed a 23-yard reception down to the Saints' 5-yard line ... Started at tight end and led the team with five receptions and 91 receiving yards and a touchdown in the wild card playoffs against Jacksonville (1/7) ... Grabbed a reception over the middle, broke a few tackles and rumbled for a 63-yard touchdown to give the Patriots a commanding 21-3 lead in the third quarter ... Started at tight end but did not collect a reception in the divisional playoffs against Denver (1/14) ... Sprinted the length of the field and hit Champ Bailey, forcing him to fumble the ball out of bounds at the Patriots' 1-yard line following a 100-yard interception return in the third quarter.

➤ **2004 (1/1):** Made his first NFL start and grabbed his first career reception (9/9). Placed on injured reserve (9/29) ...

Started at tight end and snared two receptions for 16 yards in the Patriots' 27-24 victory over the Colts (9/9) ... Registered his first career reception on a 2-yard pass from Tom Brady in the first quarter.

COLLEGE

For his collegiate career, he totaled 945 yards and seven scores on 73 receptions (12.9 avg) ... Began his career at Duke University, catching eight passes for 93 yards (11.6 avg) and a touchdown in 1999 ... In 37 games (26 starts) for Georgia from 2001-03, he made 65 catches for 852 yards (13.6 avg) and six touchdowns. 2003 (Senior): A preseason All-American and All-Southeastern Conference selection, passed on an opportunity to enter 2003 NFL Draft (applied, but later elected to remain a Bulldog for his senior season) ... Caught 23 passes for 324 yards (14.1 avg) and two touchdowns ... Served as offensive team captain. 2002 (Junior): Second-team All-Southeastern Conference selection by The NFL Draft Report ... Named the team's best all-around offensive player ... Started 13 games, finishing third on the team with 31 catches for 341 yards (11.0 avg) and three touchdowns. 2001 (Sophomore): Played in every game, starting vs. Tennessee, Arkansas State and Auburn ... Caught 11 passes for 187 yards (17.0 avg) and a touchdown ... In his first game for Georgia, he caught four passes for 54 yards against Arkansas State. 2000 (Transfer): Did not play under NCAA transfer rules. 1999 (Freshman): Played in 11 games at Duke University, catching eight passes for 93 yards (11.6 avg) and a touchdown.

PERSONAL

Benjamin Seth Watson was born the son of Ken and Diana Watson on Dec. 18, 1980 in Norfolk, Va. ... Volunteer for the Habitat for Humanity, Mentoring for Athens/Clarke County Leisure Services, Reading Programs at local elementary schools, Fellowship of Christian Athletes Spokesperson, Boys and Girls Club of Athens, Americas Second Harvest Food Bank and Volunteer Salvation Army Toys-for-Tots programs ... In 2007, helped distribute Thanksgiving food baskets at Morgan Memorial Goodwill Industries in Boston ... Traveled to Israel with Patriots owner Robert Kraft and a group from the Boston area in 2008 ... In the Winter of 2007, traveled with a small group of NFL players on a USO tour visiting U.S. military bases in Iraq and Afghanistan ... Has traveled to China as a Patriots ambassador ... Lists photography as a hobby ... Attended Northwestern (Rock Hill, S.C.) High ... Had 31 receptions for 515 yards and five touchdowns as a senior ... Elected to play in Shrine Bowl senior year ... Helped lead the team to the state championship his junior year ... Member of National Honor Society and Fellowship of Christian Athletes ... Named student of the year as a senior ... Majored in finance at Georgia ... Benjamin and his wife Kirsten were married in 2005.

BENJAMIN WATSON

Pos: TE Ht: 6-3 Wt: 255 Year: 4th Acq: D1b-04 (32nd) College: Georgia Born: 12/18/80

REGULAR SEASON			RECEIVING					RUSHING					KICK RETURNS					PUNT RETURNS					
Year	Team	P/S	No	Yds	Avg	Lg	TD	No	Yds	Avg	Lg	TD	No	Yds	Avg	Lg	TD	No	FC	Yds	Avg	Lg	TD
2004	Patriots	1/1	2	16	8.0	14	0	0	0	0.0	0	0	0	0	0.0	0	0	0	0	0.0	0	0	0
2005	Patriots	15/9	29	441	15.2	35	4	0	0	0.0	0	0	1	1	1.0	1	0	0	0	0.0	0	0	0
2006	Patriots	13/13	49	643	13.1	40	3	0	0	0.0	0	0	0	0	0.0	0	0	0	0	0.0	0	0	0
2007	Patriots	12/8	36	389	10.8	35	6	1	11	11.0	11	0	0	0	0.0	0	0	0	0	0.0	0	0	0
Totals-4 years			41/31	116	1489	12.8	40	13	1	11	11.0	11	0	1	1	1.0	1	0	0	0	0.0	0	0

ADDITIONAL STATISTICS: Special Teams Tackles - Career (1); 2005 (1).

POSTSEASON			RECEIVING					RUSHING					KICK RETURNS					PUNT RETURNS					
Year	Team	P/S	No	Yds	Avg	Lg	TD	No	Yds	Avg	Lg	TD	No	Yds	Avg	Lg	TD	No	FC	Yds	Avg	Lg	TD
2004	Patriots	0/0																					
2005	Patriots	2/2	5	91	18.2	63t	1	0	0	0.0	0	0	0	0	0.0	0	0	0	0	0.0	0	0	0
2006	Patriots	3/2	10	81	8.1	19	0	0	0	0.0	0	0	0	0	0.0	0	0	0	0	0.0	0	0	0
2007	Patriots	3/3	3	20	6.7	9t	2	0	0	0.0	0	0	0	0	0.0	0	0	0	0	0.0	0	0	0
Totals-4 years		8/7	18	192	10.7	63t	3	0	0	0.0	0	0	0	0	0.0	0	0	0	0	0.0	0	0	0

WATSON'S CAREER GAME-BY-GAME

2004	Opponent	P/S	No	Yds	Avg	Lg	TD	W/L	Score
09/07	Indianapolis	S	2	16	8.0	14	0	W	27-24
09/19	at Arizona	S	1	7	7.0	7	0	W	23-12
Placed on Injured Reserve									
2004 Totals		1/1	2	16	8.0	14	0		14-2
2005	Opponent	P/S	No	Yds	Avg	Lg	TD	W/L	Score
09/08	Oakland	S	2	55	27.5	35	0	W	30-20
09/18	at Carolina	S	1	7	7.0	7	0	L	17-27
09/25	at Pittsburgh	S	1	10	10.0	10	0	W	23-20
10/02	San Diego	P	1	23	23.0	23	0	L	17-41
10/09	at Atlanta	S	1	33	33.0	33	1	W	31-28
10/16	at Denver	P	1	6	6.0	6	0	L	20-28
10/30	Buffalo	P	-	-	-	-	-	W	21-16
11/07	Indianapolis	S	3	36	12.0	23	0	L	21-40
11/13	at Miami	P	3	37	12.3	17	2	W	23-16
11/20	New Orleans	P	4	66	16.5	29	0	W	24-27
11/27	at Kansas City	S	3	14	4.7	10	0	L	16-26
12/04	N.Y. Jets	S	2	43	21.5	25	0	W	16-3
12/11	at Buffalo	P	3	35	11.7	14	0	W	35-7
12/17	Tampa Bay	P	-	-	-	-	-	W	28-0
12/26	at N.Y. Jets	S	2	37	18.5	23	0	W	31-21
01/01	Miami	S	2	39	19.5	30	1	L	26-28
2005 Totals		15/9	29	441	15.2	35	4		10-6
01/07	Jacksonville	S	5	91	18.2	63	1	W	28-3
01/14	at Denver	S	-	-	-	-	-	L	13-27
2005 Postseason		2/2	5	91	18.2	63	1		1-1
2006	Opponent	P/S	No	Yds	Avg	Lg	TD	W/L	Score
09/10	Buffalo	S	3	50	16.7	34	0	W	19-17
09/17	at N.Y. Jets	S	3	39	13.0	23	0	W	24-17
09/24	Denver	S	5	54	10.8	17	0	L	7-17
10/01	at Cincinnati	S	1	35	35.0	35	0	W	38-13
10/08	Miami	S	4	33	8.3	15	0	W	20-10
10/22	at Buffalo	S	5	60	12.0	20	0	W	28-6
10/30	at Minnesota	S	7	95	13.6	40	1	W	31-7
11/05	Indianapolis	S	4	54	13.5	25	0	L	20-27
11/12	N.Y. Jets	S	2	16	8.0	10	0	L	14-17
11/19	at Green Bay	S	5	74	14.8	36	1	W	35-0
11/26	Chicago	S	6	67	14.5	40	1	W	17-13
12/03	Detroit	S	3	41	13.7	23	0	W	28-21
12/10	at Miami	S	1	5	5.0	5	0	L	0-21
12/17	Houston	S	-	-	-	-	-	W	40-7
12/24	at Jacksonville	S	-	-	-	-	-	W	24-21
12/31	at Tennessee	S	-	-	-	-	-	W	40-23
2006 Totals		13/13	49	643	13.1	40	3		12-4
01/07	N.Y. Jets	P	4	24	6.0	10	0	W	37-16
01/14	at San Diego	S	1	9	9.0	9	0	W	24-21
01/21	at Indianapolis	S	5	48	9.6	19	0	L	34-38
2006 Postseason		3/2	10	61	8.1	19	0		2-1
2007	Opponent	P/S	No	Yds	Avg	Lg	TD	W/L	Score
09/09	at N.Y. Jets	S	2	9	4.5	51	1	W	38-14
09/16	San Diego	S	5	49	9.8	14	1	W	38-14
09/23	Buffalo	S	2	17	8.5	9	1	W	38-7
10/01	at Cincinnati	S	2	12	6.0	7	0	W	34-13
10/07	Cleveland	P	6	107	17.8	35	2	W	34-17
10/14	at Dallas	S	1	28	28.0	28	0	W	49-27
10/21	at Miami	S	-	-	-	-	-	W	49-28
10/28	Washington	S	-	-	-	-	-	W	52-7
11/04	at Indianapolis	P	2	10	5.0	6	0	W	24-20
11/18	at Buffalo	P	3	43	14.3	25	1	W	56-10
11/25	Philadelphia	P	3	17	5.7	6	0	W	31-28
12/03	at Baltimore	S	2	26	13.0	23	0	W	27-24
12/09	Pittsburgh	S	4	33	8.3	15	0	W	34-13
12/16	N.Y. Jets	S	-	-	-	-	-	W	20-10
12/23	at N.Y. Giants	S	4	38	9.5	21	0	W	38-35
2007 Totals		12/8	36	389	10.8	35	6		16-0
01/12	Jacksonville	S	2	12	6.0	9	2	W	31-20
01/20	San Diego	S	1	8	8.0	8	0	W	21-12
02/03	N.Y. Giants	S	-	-	-	-	-	L	14-17
2007 Postseason		3/3	3	20	6.7	9	2		2-1



CORNERBACK

5-9 187 lbs Born 9/8/77 Exp. (NFL/Patriots): 9/1
 GP/GS (Playoffs): 87/74 (3/2) Acq: UFA (BUF)-08 Texas A&M Houston, Texas

CAREER TRANSACTIONS

Jason Webster was signed by the Patriots as an unrestricted free agent on March 3, 2008 ... Originally drafted by the San Francisco 49ers in the second round (48th overall) of the 2000 NFL Draft ... Signed by the Atlanta Falcons as an unrestricted free agent (3/5/04) ... Placed on the reserve/injured list (12/30/06) ... Signed by the Buffalo Bills as an unrestricted free agent (5/21/07) ... Placed on the reserve/injured list (9/13/07).

CAREER HIGHLIGHTS

- Webster joins the Patriots in 2008 as a veteran of eight NFL seasons with the San Francisco 49ers (2000-03), Atlanta Falcons (2004-06) and Buffalo Bills (2007).
- Webster enters the 2008 season having recorded 393 tackles (324 solo), 11 interceptions for 228 yards and two touchdowns, 56 passes defended, six forced fumbles and one fumble recovery.
- Webster played four seasons in San Francisco (2000-03), appearing in 53 games with 44 starts over that period.

- As a rookie in 2000, Webster played in every game with 10 starts and finished the year with 44 tackles and a pair of interceptions, including one returned 70 yards for a touchdown.
- Over the next two seasons (2001-02), he started every game for the 49ers, totaling 75 tackles and a career-high three interceptions in 2001, while tallying 86 tackles and an interception (returned 37 yards for a touchdown) in 2002.
- Webster spent three seasons in Atlanta (2004-06), playing in 33 games with 29 starts in that time.
- In his first season with the Falcons in 2004, Webster led the club with 10 passes defended.
- Webster set a career high with 91 tackles in 2005, playing in 15 games with 13 starts that year.

EXTRA POINTS

- In 1999 Jason played football at Texas A&M with current Patriots teammates Billy Yates and Ty Warren.

SEASONAL REVIEWS

➤ **2007 (1/1 – Buffalo):** Made his Bills debut, starting at left cornerback vs. Denver (9/9), finishing with three tackles and one pass break-up before suffering a season-ending injury ... Placed on injured reserve (9/13) and missed the remainder of the season with an arm injury.

➤ **2006 (8/7 – Atlanta):** In 2006, his final season with Atlanta, Webster started seven of eight games and had 47 tackles and a pair of interceptions before being placed on the reserve/injured list with a groin injury on Dec. 30, 2006 ... Recorded an interception in each of the season's first two games ... Tied his career high with 10 tackles against Detroit (11/5).

➤ **2005 (15/13 – Atlanta):** Started 13 of 15 games and led the Falcons secondary with a career-high 91 tackles in addition to recording five passes defended, two forced fumbles and one interception ... Tallied nine tackles, one forced fumble and one pass defended at Seattle (9/18) ... Key contributor to a defensive effort that held the Jets to zero third down conversions and 37 rushing yards vs. New York (10/24) as he ranked second on the team with eight tackles ... Forced one fumble and registered eight tackles vs. Green Bay (11/13) ... Tallied six tackles and one interception for 19 yards at Detroit (11/24).

➤ **2004 (10/9, 2/1 – Atlanta):** Played in 10 games with nine starts and tallied 40 tackles, one interception and a team-high 10 passes defended ... Tallied six tackles and two passes defended at Carolina (10/3) ... Posted a season-high seven tackles at Kansas City (10/24) ... Intercepted his first pass as a Falcon at New York Giants (11/21) and returned it 18 yards ... Also collected six tackles and a team-high three passes defended ... Recorded one tackle and one interception vs. St. Louis (1/15/05) in an NFC Divisional Playoff Game ... Registered two tackles in the NFC Championship Game at Philadelphia (1/23/05).

➤ **2003 (5/2 – San Francisco):** Started two of five games played ... Tallied seven tackles and one interception ... Started and recorded two solo tackles vs. Arizona (12/7) ... Registered one tackle, three passes defended and one interception in the season finale vs. Seattle (12/27).

➤ **2002 (16/16 – San Francisco):** Started all 16 games for the second straight season, finishing third on the team with a career-high 86 tackles in addition to posting 11 passes defended and one interception returned for a touchdown ... Registered a career-high 10 tackles at New York Giants (9/5) ... Tallied two tackles and one interception returned

for a 37-yard touchdown vs. St. Louis (10/6) ... Matched a career-high with 10 tackles at San Diego (11/17).

➤ **2001 (16/16, 1/1 – San Francisco):** Started all 16 games and finished the season with 75 tackles, 10 passes defended, one forced fumble and a career-high three interceptions ... Recorded five tackles and one interception vs. Carolina (10/7) followed by six tackles and one interception at Atlanta (10/14) ... Tallied six solo tackles and two passes defended at Indianapolis (11/25) ... Had one interception, five tackles and two passes defended vs. Miami (12/16) ... Notched a career-high 10 solo tackles at Dallas (12/30) ... Posted five solo tackles at Green Bay (1/13/02) in NFC Wild Card Game.

➤ **2000 (16/10 – San Francisco):** Played in all 16 games with 10 starts as a rookie, finishing the season with 44 tackles and two interceptions ... Made first career start and registered three solo tackles and one special teams tackle at St. Louis (9/17) ... Totaled three passes defended, one fumble recovery and three special teams tackles at Dallas (9/24) ... Recorded four tackles, two passes defended and the first interception of his career vs. St. Louis (10/29) ... Returned a career-long 70-yard interception for a touchdown vs. Atlanta (11/19), becoming the first 49ers rookie since CB Tim McKyer to return an interception for a touchdown (10/5/86).

COLLEGE

Three-year starter, who was a first-team All-Big 12 selection as a senior after recording 74 tackles, four interceptions and 10 passes defended ... Started all 12 games and recorded 72 tackles, two interceptions and seven passes defended as a junior ... Started 12 games at cornerback as a sophomore and finished with 61 tackles, one fumble recovery and a team-high nine passes defended ... Played in every game with one start as a true freshman, recording 32 tackles and one interception.

PERSONAL

Jason Richmond Webster was born on September 8, 1977 in Houston, Texas ... All-American selection at Willowridge (Houston, Texas) High School, where he lettered in football and track ... A community-minded athlete, he was involved with various community outreach programs in 2005 ... Jason and his wife, Ayeshia, have two children, Harmony and Eden.

JASON WEBSTER

Pos: CB Ht: 5-9 Wt: 187 Year: 9th Acq: FA-08 College: Texas A&M Born: 9/8/77

REGULAR SEASON			TACKLES					INTERCEPTIONS					MISCELLANEOUS					
Year	Team	G/S	TT	UT	A	S	Yds	No	Yds	Avg	Lg	TD	PD	FF	FR	Yds	TD	SpT
2000	49ers	16/10	44	39	5	0.0	0.0	2	78	39.0	70t	1	11	1	1	1	0	1
2001	49ers	16/16	75	64	11	0.5	3.5	3	61	20.3	31	0	10	1	0	0	0	0
2002	49ers	16/16	86	66	20	0.0	0.0	1	37	37.0	37t	1	11	0	0	0	0	0
2003	49ers	5/2	7	5	2	0.0	0.0	1	17	17.0	17	0	10	1	0	0	0	0
2004	Falcons	10/9	40	37	3	0.0	0.0	1	18	18.0	18	0	10	1	0	0	0	0
2005	Falcons	15/13	91	73	18	0.0	0.0	1	19	19.0	19	0	5	2	0	0	0	0
2006	Falcons	8/7	47	38	9	0.0	0.0	2	-2	-1.0	3	0	5	1	0	0	0	0
2007	Bills	1/1	3	2	1	0.0	0.0	0	0	0.0	0	0	1	0	0	0	0	0
Totals-8 years		87/74	393	324	69	0.5	3.5	11	228	20.7	70t	2	56	7	1	1	0	1
POSTSEASON			TACKLES					INTERCEPTIONS					MISCELLANEOUS					
Year	Team	G/S	TT	UT	A	S	Yds	No	Yds	Avg	Lg	TD	PD	FF	FR	Yds	TD	SpT
2001	49ers	1/1	5	5	0	0.0	0.0	0	0	0.0	0	0	0	0	0	0	0	0
2002	49ers	0/0	0	0	0	0.0	0.0	0	0	0.0	0	0	0	0	0	0	0	0
2004	Falcons	2/1	3	3	0	0.0	0.0	1	0	0.0	0	0	2	0	0	0	0	0
Totals-3 years		3/2	8	8	0	0.0	0.0	1	0	0.0	0	0	2	0	0	0	0	0

WEBSTER'S CAREER GAME-BY-GAME

2000	Opponent	P/S	TT	UT	A	S	Yds	Int	Yds	PD	FF	FR	SpT
09/03	at Atlanta	p	3	1	2	-	-	-	-	-	-	-	-
09/10	Carolina	p	1	1	0	-	-	-	-	1	-	-	-
09/17	at St. Louis	S	4	4	-	-	-	-	-	-	-	-	-
09/24	Dallas	p	-	-	-	-	-	-	-	-	-	1	-
10/01	Arizona	p	2	0	2	-	-	-	-	-	-	-	-
10/08	Oakland	p	2	2	-	-	-	-	-	-	-	-	-
10/15	at Green Bay	p	2	2	-	-	-	-	-	-	-	-	-
10/22	at Carolina	S	9	7	2	-	-	-	-	1	-	-	-
10/29	St. Louis	S	5	2	3	-	-	1	8	2	-	-	-
11/05	at New Orleans	S	5	5	0	-	-	-	-	-	-	-	-
11/12	Kansas City	S	2	2	0	-	-	-	-	1	-	-	-
11/19	Atlanta	S	3	2	0	-	1	70	3	-	-	-	1
12/03	at San Diego	S	6	5	1	-	-	-	-	1	-	-	-
12/10	New Orleans	S	4	1	3	-	-	-	2	-	-	-	-
12/17	Chicago	S	3	3	0	-	-	-	-	-	-	-	-
12/23	at Denver	S	4	4	0	-	-	-	-	1	-	-	-
2000 Totals													
			16/10	55	41	14	0.0	0.0	2	78	11	1	1
2001													
09/09	Atlanta	S	5	4	1	-	-	-	-	-	-	-	-
09/23	St. Louis	S	5	4	1	-	-	-	-	2	1	-	-
10/01	at N.Y. Jets	S	4	4	0	0.5	3.5	-	-	-	-	-	-
10/07	Carolina	S	6	6	0	-	-	1	31	2	-	-	-
10/14	at Atlanta	S	6	6	0	-	-	1	14	1	-	-	-
10/28	at Chicago	S	4	4	0	-	-	-	-	-	-	-	-
11/04	Detroit	S	2	2	0	-	-	-	-	-	-	-	-
11/11	New Orleans	S	6	6	0	-	-	-	-	1	-	-	-
11/18	at Carolina	S	5	4	1	-	-	-	-	-	-	-	-
11/25	at Indianapolis	S	5	5	0	-	-	-	-	1	-	-	-
12/02	Buffalo	S	1	1	0	-	-	-	-	-	-	-	-
12/09	at St. Louis	S	6	4	2	-	-	-	-	1	-	-	-
12/16	Miami	S	5	4	1	-	1	16	2	-	-	-	-
12/22	Philadelphia	S	4	4	0	-	-	-	-	-	-	-	-
12/30	at Dallas	S	9	9	0	-	-	-	-	-	-	-	-
01/06	at New Orleans	S	16	16	3	2	1	-	-	-	-	-	-
2001 Totals													
01/13	at Green Bay	S	5	5	0	-	7	0.5	3.5	3	61	10	1
			7	6	0	0.0	0.0	-	-	-	-	0	0
2001 Postseason													
			S	5	5	0	-	-	-	-	-	-	-
2002													
09/05	Opponent	P/S	TT	UT	A	S	Yds	Int	Yds	PD	FF	FR	SpT
09/05	N.Y. at Giants	S	12	10	2	-	-	-	-	-	-	-	-
09/15	Denver	S	7	7	-	-	-	-	-	-	-	-	-
09/22	Washington	S	1	1	-	-	-	-	-	-	-	-	-
10/06	St. Louis	S	2	2	0	-	-	-	1	37	1	-	-
10/14	at Seattle	S	9	9	0	-	-	-	-	-	-	-	-
10/20	at New Orleans	S	4	4	-	-	-	-	-	-	-	-	-
10/27	Arizona	S	9	7	2	-	-	-	-	2	-	-	-
11/03	at Oakland	S	5	3	2	-	-	-	-	-	-	-	-
11/10	Kansas City	S	-	-	-	-	-	-	-	-	-	-	-
11/17	at San Diego	S	9	8	1	-	-	-	-	-	-	-	-
11/25	Philadelphia	S	9	7	2	-	-	-	-	1	-	-	-
12/01	Seattle	S	7	4	3	-	-	-	-	2	-	-	-
12/08	Dallas	S	4	4	0	-	-	-	-	-	-	-	-
12/15	Green Bay	S	2	1	1	-	-	-	-	1	-	-	-
12/21	at Arizona	S	3	2	1	-	-	-	-	1	-	-	-
12/30	at St. Louis	S	2	2	0	-	-	-	-	1	-	-	-
2002 Totals													
			16/16	75	71	14	0.0	0.0	1	37	11	-	-
2003													
11/17	Pittsburgh	p	2	1	1	-	-	-	-	-	-	-	-
11/23	at Green Bay	p	-	-	-	-	-	-	-	-	-	-	-
11/30	at Baltimore	p	2	1	1	-	-	-	-	-	-	-	-
12/07	Arizona	S	4	3	1	-	-	-	-	-	-	-	-
12/27	Seattle	p	2	2	0	-	-	-	-	-	-	-	-
2003 Totals													
2004													
09/12	at San Francisco	S	4	4	-	-	-	-	-	-	-	-	-
09/18	at Seattle	S	9	7	2	-	-	-	-	-	-	-	-
10/02	Minnesota	S	4	4	-	-	-	-	-	-	-	-	-
10/09	New England	S	7	7	-	-	-	-	-	-	-	-	-
10/16	at New Orleans	S	9	8	1	-	-	-	-	-	-	-	-
10/24	N.Y. Jets	S	8	7	1	-	-	-	-	-	-	-	-
11/06	at Miami	S	2	2	0	-	-	-	-	-	-	-	-
11/13	Green Bay	S	8	7	1	-	-	-	-	-	-	-	-
11/20	at Tampa Bay	p	-	-	-	-	-	-	-	-	-	-	-
11/24	at Detroit	S	7	6	1	-	-	-	-	-	-	-	-
12/04	at Carolina	S	4	3	1	-	-	-	-	-	-	-	-
12/12	New Orleans	S	5	5	-	-	-	-	-	-	-	-	-
12/18	at Chicago	S	5	5	-	-	-	-	-	-	-	-	-
12/24	at Tampa Bay	p	4	4	-	-	-	-	-	-	-	-	-
01/01	Carolina	S	5	5	0	-	-	-	-	-	-	-	-
2004 Totals													
			16/16	81	74	14	0.0	0.0	1	37	11	-	-
2005													
09/10	at Carolina	S	4	3	1	-	-	-	-	-	-	-	-
09/17	Tampa Bay	p	2	1	1	-	-	-	-	-	-	-	-
09/25	at New Orleans	S	7	6	1	-	-	-	-	-	-	-	-
10/01	Arizona	S	3	3	-	-	-	-	-	-	-	-	-
10/08	N.Y. Giants	S	8	7	1	-	-	-	-	-	-	-	-
10/15	Pittsburgh	S	9	9	0	-	-	-	-	-	-	-	-
10/22	at Cincinnati	S	7	4	3	-	-	-	-	-	-	-	-
10/29	at Detroit	S	10	7	3	-	-	-	-	-	-	-	-
2005 Totals													
			16/16	85	74	14	0.0	0.0	1	37	11	-	-
2006													
09/09	Denver	S	3	2	1	-	-	-	-	-	-	-	-
09/16	at Pittsburgh	Placed on Injured Reserve											
2006 Totals													
			16/16	85	74	14	0.0	0.0	1	37	11	-	-

2003	Opponent	P/S	TT	UT	A	S	Yds	Int	Yds	PD	FF	FR	SpT	
11/17	Pittsburgh	p	2	1	1	-	-	-	-	-	-	-	-	
11/23	Green Bay	p	1	1	0	-	-	-	-	-	-	-	-	
11/30	Baltimore	S	2	1	1	-	-	-	-	-	-	-	-	
12/07	Arizona	S	4	3	1	-	-	-	-	-	-	-	-	
12/27	Seattle	p	2	2	0	-	-	1	17	3	-	-	-	
2003 Totals														
		5/2	10	7	3	0.0	0.0	1	17	3	-	-	-	
2004	Opponent	P/S	TT	UT	A	S	Yds	Int	Yds	PD	FF	FR	SpT	
09/12	at San Francisco	S	5	5	0	-	S	Yds <td>Int<td>Yds<td>PD</td><td>FF<td>FR<td>SpT</td></td></td></td></td>	Int <td>Yds<td>PD</td><td>FF<td>FR<td>SpT</td></td></td></td>	Yds <td>PD</td> <td>FF<td>FR<td>SpT</td></td></td>	PD	FF <td>FR<td>SpT</td></td>	FR <td>SpT</td>	SpT
09/19	St. Louis	S	6	6	-	-	-	-	-	2	1	-	-	
09/26	Arizona	S	5	5	-	-	-	-	-	-	-	-	-	
10/03	at Carolina	S	6	6	0	-	-	-	-	2	-	-	-	
10/17	San Diego	p	-	-	-	-	-	-	-	-	-	-	-	
10/24	at Kansas City	S	7	7	0	-	-	-	-	1	-	-	-	
10/31	at Denver	S	5	5	0	-	-	-	-	2	-	-	-	
11/21	at N.Y. Giants	S	6	4	2	-	-	1	18	3	-	-	-	
11/28	New Orleans	S	4	4	-	-	-	-	-	-	-	-	-	
01/02	at Seattle	S	1	1	-	-	-	-	-	-	-	-	-	
2004 Totals														
		10/9	41	39	2	0.0	0.0	1	18	10	1	0	0	
01/15	St. Louis	p	1	1	0	-	-	1	0	1	-	-	-	
01/23	at Philadelphia	S	2	2	0	-	-	-	-	1	-	-	-	
2004 Postseason														
		2/1	3	3	0	0.0	0.0	1	0	2	-	-	-	
2005	Opponent	P/S	TT	UT	A	S	Yds	Int	Yds	PD	FF	FR	SpT	
09/12	at Philadelphia	S	4	4	-	-	S	Yds <td>Int<td>Yds<td>PD<td>FF<td>FR<td>SpT</td></td></td></td></td></td>	Int <td>Yds<td>PD<td>FF<td>FR<td>SpT</td></td></td></td></td>	Yds <td>PD<td>FF<td>FR<td>SpT</td></td></td></td>	PD <td>FF<td>FR<td>SpT</td></td></td>	FF <td>FR<td>SpT</td></td>	FR <td>SpT</td>	SpT
09/18	at Seattle	S	9	7	2	-	-	-	-	1	1	-	-	
10/02	Minnesota	S	4	4	0	-	-	-	-	-	-	-	-	
10/09	New England	S	7	7	-	-	-	-	-	-	-	-	-	
10/16	at New Orleans	S	9	8	1	-	-	-	-	-	-	-	-	
10/24	N.Y. Jets	S	8	8	-	-	-	-	-	-	-	-	-	
11/06	at Miami	S	2	2	0	-	-	-	-	-	-	-	-	
11/13	Green Bay	S	8	7	1	-	-	-	-	1	-	-	-	
11/20	at Tampa Bay	p	-	-	-	-	-	-	-	-	-	-	-	
11/24	at Detroit	S	7	6	1	-	-	1	19	2	-	-	-	
12/04	at Carolina	S	4	3	1	-	-	-	-	-	-	-	-	
12/12	New Orleans	S	5	5	-	-	-	-	-	-	-	-	-	
12/18	at Chicago	S	5	5	-	-	-	-	-	-	-	-	-	
12/24	at Tampa Bay	p	4	4	-	-	-	-	-	-	-	-	-	
01/01	Carolina	S	5	5	0	-	-	-	-	2	0	0	0	
2005 Totals														
		15/13	81	75	6	0.0	0.0	1	19	5	2	0	0	
2006	Opponent	P/S	TT	UT	A	S	Yds	Int	Yds	PD	FF	FR	SpT	
09/10	at Carolina	S	4	3	1	-	S	Yds <td>Int<td>Yds<td>PD<td>FF<td>FR<td>SpT</td></td></td></td></td></td>	Int <td>Yds<td>PD<td>FF<td>FR<td>SpT</td></td></td></td></td>	Yds <td>PD<td>FF<td>FR<td>SpT</td></td></td></td>	PD <td>FF<td>FR<td>SpT</td></td></td>	FF <td>FR<td>SpT</td></td>	FR <td>SpT</td>	SpT
09/17	at Tampa Bay	p	2	1	1	-	-	1	3	1	-	-	-	
09/25	at New Orleans	S	7	6	1	-	-	-	-	-	-	-	-	
10/01	Arizona	S	3	3	-	-	-	-	-	-	-	-	-	
10/15	N.Y. Giants	S	8	7	1	-	-	-	-	1	1	-	-	
10/22	Pittsburgh	S	9	9	0	-	-	-	-	-	-	-	-	
10/29	at Cincinnati	S	7	4	3	-	-	-	-	-	-	-	-	
11/05	at Detroit	S	10	7	3	-	-	-	-	1	-	-	-	
2006 Totals														
		8/7	50	40	10	0.0	0.0	2	-2	5	1	0	0	
2007	Opponent	P/S	TT	UT	A	S	Yds	Int	Yds	PD	FF	FR	SpT	
09/09	Denver	S	3	2	1	-	-	-	-	-	-	-	-	
09/16	at Pittsburgh	p	-	-	-	Placed on Injured Reserve	-	-	-	0	1	-	-	
2007 Totals														
		1/1	3	2	1	0.0	0.0	0	0	1	-	-	-	



EXTRA POINTS

- Welker's 112 receptions in 2007 set a Patriots franchise record and tied for the NFL lead with Cincinnati's T.J. Houshmandzadeh. Welker's 112 catches are tied for the 11th highest single-season total in NFL history.
- On Nov. 25, 2007 against Philadelphia, Welker set career highs with 13 receptions for 149 receiving yards. His 13 catches tie the second highest single-game total in Patriots history, trailing only Troy Brown's team record 16 catches (9/22/02).
- Welker caught 11 passes for 103 yards in Super Bowl XLII, tying the Super Bowl record for most receptions in a game. His 11 grabs equals the totals of Deion Branch (2004), Jerry Rice (1988) and Dan Ross (1981).
- Welker joined the Patriots in 2007 after playing in 47 career games with three starts for the San Diego Chargers (one game in 2004) and Miami Dolphins (2004-06).
- In 2006, Welker was the Dolphins' leading receiver with 67 catches for 687 yards and a touchdown. Welker led Miami in both punt returns and kickoff returns for three consecutive seasons from 2004-06.

- Wes has established the "83 Foundation" to provide underprivileged children in his hometown of Oklahoma City the opportunity to play football.
- Texas Tech was the only Division I school to offer Wes a scholarship, and then only after another player had backed out of his commitment, but Wes went on to become one of the best athletes in Texas Tech history, breaking receiving and returning records and earning the nickname "The Natural."
- In 2004, Wes became the second player in NFL history to return a punt, return a kick, kick a field goal, kick an extra point and return a kickoff in the same game. He accomplished the feat against the Patriots.

SEASONAL REVIEWS

- Welker enters 2008 having recorded 208 career receptions for 2,296 yards (11.0 avg.) and nine touchdowns; 152 punt returns for 1,481 yards (9.7 avg.); and 177 kickoff returns for 4,034 yards (22.8 avg.) and a touchdown.
- Welker is Miami's all-time leading kickoff returner in terms of both yardage and total returns.
- Welker is tied for the Dolphins' franchise record with 127 punt returns and ranks second in club history in punt return yardage.
- Welker totaled 156 touches in 2006 (67 receptions, 41 punt returns and 48 kickoff returns), a mark that led all NFL wide receivers or specialists (Dante Hall, 109).
- Welker recorded a then career-high nine receptions against the Patriots at Gillette Stadium on Oct. 8, 2006, and his 77 receiving yards in that game marked the second highest total of his career to that point.
- As a rookie in 2004, Welker's 10.8-yard punt return average (43 returns for 464 yards) ranked second in the NFL to Dennis Northcutt's 12.0-yard average. He also averaged 23.2 yards on kickoff returns that season (61 returns for 1,415 yards).
- In a game against the Patriots at Gillette Stadium on Oct. 10, 2004, a pregame injury to Dolphins kicker Olindo Mare pressed Welker into service as Miami's kicker. He converted both of his kicking opportunities (a field goal and an extra point) to become the first player in NFL history to record a punt return, a kickoff return, a field goal, an extra point and a kickoff in the same game. Welker earned AFC Special Teams Player of the Week honors for his efforts.
- After not recording a catch as a rookie, Welker emerged as a receiving threat in 2005, grabbing 29 passes for 434 yards and playing in all 16 games with one start. He once again led the Dolphins in punt returns (43 returns for 390 yards) and kickoff returns (61 returns for 1,379 yards).

WELKER SETS NFL RECORD

Wes Welker's 112 receptions in 2007 were the most in NFL history by a player with a new team. Welker joined the Patriots in a trade with the Miami Dolphins on March 5, 2007 in exchange for second- and seventh-round selections in the 2007 NFL Draft.

MOST RECEPTIONS IN FIRST SEASON WITH NEW TEAM

Player	Team	Season	Rec.	How Acq.
Wes Welker	NE	2007	112	TR(MIA)-07
Terance Mathis	ATL	1994	111	UFA(NYJ)-94
Eric Metcalf	ATL	1995	104	TR(CLE)-95
Anquan Boldin	ARZ	2003	101	Rookie in 2003

2007 (16/13, 3/3): Set the Patriots' single-season receptions record, passing Troy Brown's mark of 101 receptions in 2001 and finishing with a total of 112 receptions in 2007, nearly doubling his previous career-high total of 67 receptions for a season ... Became just the fourth Patriot to record a 90-plus reception season, joining Troy Brown, Ben Coates and Terry Glenn ... Recorded the first 1,000-yard receiving season of his career in 2007 ... Recipient of the 2007 Patriots 12th Player Award ... Named to the Associated Press All-Pro second team ... Established season career highs in receptions (112), receiving yards (1,175) and touchdowns (8) in 2007 ... Tied the Patriots' single-game record for receptions in a non-overtime game with his 13 receptions against the Philadelphia Eagles (11/25) ... Led or tied for the team lead in receptions eight times (vs. BUF, at DAL, at MIA, vs. WAS, vs. PHI, vs. PIT, vs. MIA, at NYG) and receiving yards four times (at MIA, vs. WAS, vs. PHI, at NYG) ... Tied a single-game career high with two touchdown receptions in the Patriots' victory over the Miami Dolphins (10/21) ... Grabbed career highs in receptions with 13 and receiving yards with 149 in the Patriots' 31-28 victory over the Philadelphia Eagles on (11/25) ... Scattered into the end zone from 11 yards out for his first touchdown in a Patriots uniform in a victory at the New York Jets (9/9) ... Tied Randy Moss for the team high in receptions with eight, while tearing up 91 receiving yards in the Patriots' win over San Diego (9/16) ... Tallied a team high six receptions for 69 yards in the Patriots' victory over the Buffalo Bills (9/23) ... Came down with a 26-yard throw from Brady and then lateraled to a streaking Randy Moss for an exciting 37-yard play in the third quarter ... Returned three punts for a season-high 72 yards ... Hauled in three passes for 22 yards and returned two punts at Cincinnati (10/1) ... Started at wide receiver and made four catches while returning two kickoffs and two punts in a win over Cleveland (10/7) ... Led the team and set then career highs in receptions (11) and touchdown receptions (2) while tallying his first 100-yard receiving game and handling kick and punt return duties in a victory at Dallas (10/15) ... Sprinted 35 yards on a post pattern to the end zone for a touchdown and later reached the end zone for a second time on a 12-yard strike from Tom Brady ... Tallied a single-game career high with 138 receiving yards and tied a single-game career best with two touchdown receptions in the Patriots' win at Miami (10/21) ... Led the team in receptions (9) and receiving yards (89) with one touchdown reception against Washington (10/28) ... Finished second on the team in receptions with one touchdown in the Patriots' comeback victory over Indianapolis (11/4) ... Brought back a fourth-quarter Hunter Smith punt 23 yards to help set

HONORS AND AWARDS

2008

Pop Warner Inspiration to Youth Award

2007

Associated Press All-Pro: Second Team

ESPN.com All-Pro Team

Dr. Z's SI.com All-Pro Team

Patriots 12th Player Award

2004

AFC Special Teams Player of the Week (Wk.5)

up what would become the Patriots' game-winning drive ... Set a single-season career high for receptions with his 68th catch of the year while finishing second on the team in catches (7) and receiving yards at Buffalo (11/18) ... Grabbed single-game career highs in receptions with 13 and receiving yards with 149 in the Patriots' comeback win over Philadelphia (11/25) ... Led the team with a nine-reception performance for 78 yards and a touchdown against Pittsburgh (12/9) ... Grabbed a 2-yard touchdown reception from Tom Brady ... Hauled in an 11-yard pass in the fourth quarter to become the fourth Patriot with a 90-plus reception season ... Moved past the 1,000-yard receiving mark for the first time in his career on a 16-yard reception while making three catches versus the New York Jets (12/16) ... Tied the Patriots' single-season receptions record, matching Troy Brown's record of 101 receptions in a 5-catch, 49-yard performance against Miami (12/23) ... Led the team in receptions (11) and receiving yards (122) while breaking the Patriots' single-season receptions record at the New York Giants (12/29) ... Moved past Troy Brown on the Patriots' single-season receptions list with his 102nd catch of the season, a 14-yard reception in the first quarter ... Led the team with nine receptions for 54 yards including his first career playoff catch in the Patriots' win over Jacksonville (1/12) in the divisional playoffs ... Grabbed a 6-yard touchdown pass from Tom Brady ... Scored his second post-season touchdown catch in as many games on a 6-yard scoring strike in the Patriots' victory over San Diego in the AFC Championship Game (1/20) ... Tied a Super Bowl record for receptions with 11, while racking up 103 receiving yards against the New York Giants (2/3) ... Tied Dan Ross, Jerry Rice and former Patriots wide receiver Deion Branch for the Super Bowl record for receptions in one game, grabbing his 11th catch of the evening on a 10-yard pass in the fourth quarter.

➤ **2006 (16/2 – Miami):** Led the Dolphins with a career-high 67 receptions and placed second on the team with a career-best 687 receiving yards while also leading the team in kickoff returns and punt returns ... His receptions and reception yardage both represent single season career highs, surpassing his previous single season best of 29 catches and 434 yards, set in 2005 ... Had 41 punt returns for 378 yards, an average of 9.2 yards per return, including a long return of 47 yards, and 48 kickoff returns for 1,064 yards, an average of 22.2 yards per return ... Led the Dolphins in receptions twice and in receiving yards three times ... Ranked eighth in the AFC in punt returns ... Led the Dolphins in receiving yards with four catches for 67 yards against Pittsburgh (9/7) ... Also had three punt returns for 79 yards, including a 47-yard return ... His 47-yard scamper tied for the second longest punt return of his career, surpassed only by his 71-yard return on Dec. 20, 2004 vs. New England ... Had five catches for 41 yards against Buffalo (9/17) ... Recorded his 124th career kickoff return, breaking the Dolphins team record of 123 kickoff returns, previously held by Fulton Walker ... Led the Dolphins in receptions and receiving yards with five catches for 59 yards ... Had four catches for 55 yards against Houston (10/1) ... Also added

two kickoff returns for 53 yards, breaking the team record of 2,947 kickoff return yards, previously held by Mercury Morris ... Led the Dolphins in receptions with a career-high nine catches for 77 yards against New England (10/8) ... His nine receptions set a then career high, surpassing his previous best of five receptions, which he recorded twice earlier in the 2006 season ... His 77 yards marked the second highest reception yardage figure of his career at the time, trailing only the 97 receiving yards he had at Tampa Bay on October 16, 2005 ... Had two catches for 14 yards and a touchdown against Chicago (11/5), scoring on a six-yard strike from Joey Harrington ... The touchdown was his first career scoring reception ... His only previous touchdown had come on a 95-yard kickoff return in 2004 ... Had five catches for 42 yards against Detroit (11/23) ... Also added three kickoff returns for 85 yards, including a 45-yard return, the third longest kickoff return of his career ... Also had five punt returns for 30 yards and passed O.J. McDuffie to move into sole possession of second place on the Dolphins' all-time punt return yardage list ... Led the team in receiving yards with four catches for 56 yards against Buffalo (12/17), including a season-long 38-yard grab.

➤ **2005 (16/1 – Miami):** Saw action in all 16 games, including one start ... Caught 29 passes for 434 yards ... Reception total ranked fifth on the team while yardage figure was fourth ... Also returned 43 punts for a 9.1-yard average and 61 kickoffs for a 22.6-yard average ... Punt return average was sixth in the AFC and 11th in the NFL ... Total punt returns equaled the Dolphins single-season standard that he established last year, while his 390 punt return yards are third, trailing the 454 for which he accounted in 2004 and Mark Clayton's 392 yards in 1983 ... Of his 29 catches on the year, 12 came on third down while two more occurred on fourth down ... Of his receiving total, 20 were good for a first down ... Finished with a season-high four receptions and 60 yards against Denver (9/11) ... Recorded

WELKER SETS RECEPTION MARK

Wes Welker tied for the NFL lead with a franchise-record 112 receptions in 2007. His 112 catches topped the old team mark of 101 receptions by Troy Brown in 2001 and are tied for the 11th highest single-season total in NFL history.

2007 NFL RECEPTION LEADERS

Player	Team	Rec.	Yds	Avg.	TD
Wes Welker	NE	112	1175	10.5	8
T.J. Houshmandzadeh	CIN	112	1143	10.2	12
Reggie Wayne	IND	104	1510	14.5	10
Derrick Mason	BAL	103	1087	10.6	5

PATRIOTS SINGLE-SEASON RECEPTION LEADERS

Player	Season	Rec.	Yds	TD
Wes Welker	2007	112	1175	8
Troy Brown	2001	101	1199	5
Randy Moss	2007	98	1493	23
Troy Brown	2002	97	890	3

PATRIOTS SINGLE-GAME RECEPTION LEADERS

Player	Date	Opp.	Rec	Yds
Troy Brown	09/22/02	KC (OT)	16	176
Wes Welker	11/25/07	PHI	13	149
Deion Branch	09/29/02	at SD	13	128
Terry Glenn	10/03/99	at CLV	13	214

MOST RECEPTIONS IN A SUPER BOWL

Player	Team	Date	Game	Opp.	Rec	Yds
Wes Welker	NE	02/03/08	XLII	NYG	11	103
Deion Branch	NE	02/06/05	XXXIX	PHI	11	133
Jerry Rice	SF	01/22/89	XXIII	CIN	11	215
Dan Ross	CIN	01/24/82	XVI	SF	11	104

his first NFL reception, a 15-yard catch from Gus Frerotte ... Had three receptions for a career-high 97 yards against Tampa Bay (10/16), including a long of 41 ... Also fielded four punts for 70 yards ... Returned a season-high seven kickoffs for 162 yards against Kansas City (10/21) ... His seven returns tied a Dolphins single-game record, which had been achieved eight times previously by seven players ... He had previously tied the record on January 2, 2005 at Baltimore ... Also brought back two punts for 55 yards, including a season-long 47-yard scamper ... Recorded the first start of his NFL career as the Dolphins opened the game in a three-wide receiver set against Oakland (11/27) ... Caught one pass for 16 yards and also fielded five kickoffs for a 28.2-yard average, including a long of 41.

➤ **2004 (14/0 – Miami, 1/0 – San Diego):** Played in a total of 15 games as a rookie ... Waived by the Chargers (9/15) and signed with the Dolphins as a free agent (9/21) ... For the season, returned 61 kickoffs for a 23.2-yard average, and scored on a 95-yard kickoff return for a touchdown ... Fielded 43 punts for a 10.8-yard average, all with the Dolphins ... His punt return average (10.8) ranked second in the AFC, trailing only Cleveland's Dennis Northcutt (12.0) ... Also served as an emergency kicker against New England (10/10) and was 1-for-1 on field goals and 1-for-1 on PATs ... Also recorded seven special teams tackles ... In his only game with the Chargers, returned four kickoffs for 102 yards against Houston (9/12) ... Made his Dolphins debut against Pittsburgh (9/26) ... Returned three kickoffs for a 22.0-yard average and two punts for 20 yards ... Served as Miami's return specialist and was pressed into service as an emergency kicker when Olindo Mare injured his calf in pregame warm ups against New England (10/10) ... Named AFC Special Teams Player of the Week for his efforts ... Kicked for the first time had kicked since his junior season at Texas Tech when he had a PAT blocked against Baylor ... Convert his only field goal attempt – from 29 yards – and his only PAT against the Patriots ... Also handled kickoff duties ... Became the first player in NFL history to have a kickoff return, a punt return, a field goal, a successful PAT and kickoff in the same game ... Became the first non-kicker in Dolphins history to record a PAT or field goal ... Fielded two punts for a 43.5-yard average, including a season-long return of 71 yards, on Monday Night Football against New England (12/20) ... That return, which tied for the seventh-longest punt return in team history and is the longest not to have gone for a touchdown, came in the first quarter and put the Dolphins at the Patriots' 2-yard line, leading to a Sammy Morris touchdown run on the next play from scrimmage ... Returned a kickoff 95 yards for a touchdown against Baltimore (1/2), becoming the first Dolphin to achieve the feat since October 1, 1989 when Marc Logan returned one

WES WELKER'S SINGLE-GAME CAREER HIGHS

Regular Season

Receptions:	13	vs. Philadelphia (11/25/07)
Yards:	149	vs. Philadelphia (11/25/07)
Long:	47	at New England (11/13/05)
Touchdowns:	2	Twice, most recent at Miami (10/21/07)

97 yards for a score at Houston ... Overall on the day, fielded seven kickoffs for a 30.0-yard average, as the seven returns tied a club single-game record which had been achieved seven times previously, by six different players, most recently by Travis Minor on October 13, 2002 at Denver.

COLLEGE

Welker was a four-year letterman at Texas Tech (2000-03) and appeared in a total of 50 games ... Finished his career with 259 receptions for 3,069 yards and 21 touchdowns, 559 yards rushing and a touchdown on 79 attempts and 152 punts returns for 1,761 yards, an 11.6-yard average, and eight touchdowns ... Left school as the NCAA career record-holder for punt return yards (1,761), as well as the single-season holder for returns (57 in 2002) ... Finished as the NCAA all-time leader for punt return touchdowns (8), but the mark was equaled by Oklahoma's Antonio Perkins in 2004 ... His reception and receiving yardage totals both are school career records ... Was a three-time All-Big 12 Conference first-team choice (2000, 2002-03).

PERSONAL

Wesley Welker was born on May 1, 1981 in Oklahoma City, Okla. ... Attended Heritage Hall High School in Oklahoma City, where he played both running back and defensive back ... Was named the Oklahoma Player of the Year as a senior by numerous media outlets ... Was an all-state choice as a running back ... In his career, rushed for 3,235 yards and 53 touchdowns on 495 attempts, while catching 174 passes for 2,551 yards and 27 scores ... Also snared 22 interceptions and returned seven punts for touchdowns ... Scored a total of 90 touchdowns in his prep career ... Also served as a placekicker and hit a 57-yard field goal ... Enjoys working with children and has done so at various events, including fishing at the Miami Dolphins Junior Angler Clinic, reading to students at local schools, speaking at D.A.R.E. graduations and visiting with kids at the Make-A-Wish Foundation following home games ... For his efforts, was named the winner of the Dolphins' 2005 Nat Moore Community Service Award ... Graduated from Texas Tech with a degree in management.

WES WELKER

Pos: WR Ht: 5-9 Wt: 185 Year: 5th Acq: TR(MIA)-07 College: Texas Tech Born: 5/1/81

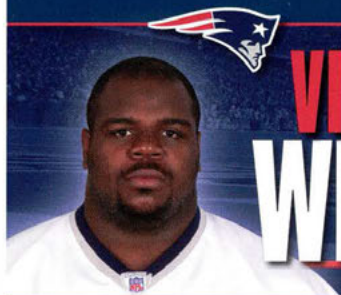
REGULAR SEASON			RECEIVING					RUSHING					KICK RETURNS					PUNT RETURNS					
Year	Team	G/S	No	Yds	Avg	Lg	TD	No	Yds	Avg	Lg	TD	No	Yds	Avg	Lg	TD	No	FC	Yds	Avg	Lg	TD
2004	Chargers	1/0	0	0	-	-	0	0	0	-	-	0	4	102	25.5	33	0	0	0	0	0	-	0
2004	Dolphins	14/0	0	0	-	-	0	0	0	-	-	0	57	1313	23.0	95	1	43	12	464	10.8	71	0
2004	TOTALS	15/0	0	0	-	-	0	0	0	-	-	0	61	1415	23.2	95	1	43	12	464	10.8	71	0
2005	Dolphins	16/1	29	434	15.0	47	0	1	5	5.0	5	0	61	1379	22.6	46	0	43	23	390	9.1	47	0
2006	Dolphins	16/2	67	687	10.3	38	1	0	0	-	-	0	48	1064	22.2	46	0	41	29	378	9.2	47	0
2007	Patriots	16/13	112	1175	10.5	42	8	4	34	8.5	27	0	7	176	25.1	33	0	25	6	249	10.0	35	0
Totals-4 years		63/16	208	2296	11.0	47	9	5	39	7.8	6	0	177	4034	22.8	95	1	152	70	1481	9.7	71	0

POSTSEASON		RECEIVING						RUSHING					KICK RETURNS					PUNT RETURNS					
Year	Team	G/S	No	Yds	Avg	Lg	TD	No	Yds	Avg	Lg	TD	No	Yds	Avg	Lg	TD	No	FC	Yds	Avg	Lg	TD
2007	Patriots	3/3	27	213	7.9	19	2	1	13	13.0	13	0	0	0	0.0	0	0	2	2	29	14.5	15	0
Totals-1 year		3/3	27	213	7.9	19	2	1	13	13.0	13	0	0	0	0.0	0	0	2	2	29	14.5	15	0

Additional Statistics—Kicking: Career Field Goals (1-of-1, 29 yards, 10/10/04); Career Extra Points (1-of-1, 10/10/04); Career Kickoffs (3, 10/10/04). **Special Teams Tackles:** Career (7); 2004 (7). **Special Teams Fumble Recoveries:** Career (3); 2004 (2); 2006 (1).

WELKER'S CAREER GAME-BY-GAME

		Receiving						Rushing						Kick Returns						Punt Returns					
2004	Opponent	P/S	No	Yds	Avg	Lg	TD	No	Yds	Avg	Lg	TD	No	Yds	Avg	Lg	TD	No	FC	Yds	Avg	Lg	TD		
09/12	at Houston	p	-	-	-	-	-	-	-	-	-	-	4	102	25.5	33	0	-	-	-	-	-	-		
09/26	Pittsburgh	p	-	-	-	-	-	-	-	-	-	-	3	66	22.0	26	0	2	0	20	10.0	10	0		
10/03	N.Y. Jets	p	-	-	-	-	-	-	-	-	-	-	4	90	22.5	35	0	1	1	8	8.0	8	0		
10/10	at New England	p	-	-	-	-	-	-	-	-	-	-	5	101	20.2	27	0	5	0	41	8.2	21	0		
10/17	at Buffalo	p	-	-	-	-	-	-	-	-	-	-	4	80	20.0	22	0	1	0	5	5.0	5	0		
10/24	St. Louis	p	-	-	-	-	-	-	-	-	-	-	3	40	13.3	16	0	4	0	31	7.8	20	0		
11/01	at N.Y. Jets	p	-	-	-	-	-	-	-	-	-	-	6	117	19.5	27	0	2	2	9	4.5	6	0		
11/07	Arizona	p	-	-	-	-	-	-	-	-	-	-	2	45	22.5	25	0	4	0	33	8.3	20	0		
11/21	at Seattle	p	-	-	-	-	-	-	-	-	-	-	4	91	22.8	32	0	3	2	33	11.0	23	0		
11/28	at San Francisco	p	-	-	-	-	-	-	-	-	-	-	2	31	15.5	22	0	5	2	72	14.4	35	0		
12/05	Buffalo	p	-	-	-	-	-	-	-	-	-	-	6	158	26.3	34	0	6	0	51	8.5	13	0		
12/12	at Denver	p	-	-	-	-	-	-	-	-	-	-	4	97	24.3	27	0	2	1	9	4.5	7	0		
12/20	New England	p	-	-	-	-	-	-	-	-	-	-	5	139	27.8	31	0	2	2	87	43.5	71	0		
12/26	Cleveland	p	-	-	-	-	-	-	-	-	-	-	2	48	24.0	26	0	3	0	37	12.3	17	0		
01/02	at Baltimore	p	-	-	-	-	-	-	-	-	-	-	7	210	30.0	95t	1	3	2	28	9.3	16	0		
2004 Totals		15/0	0	0	0	0	0	0	0	0	0	0	61	1415	23.2	95t	1	43	12	464	10.8	71	0		
		Receiving						Rushing						Kick Returns						Punt Returns					
2005	Opponent	P/S	No	Yds	Avg	Lg	TD	No	Yds	Avg	Lg	TD	No	Yds	Avg	Lg	TD	No	FC	Yds	Avg	Lg	TD		
09/11	Denver	p	4	60	15.0	26	0	-	-	-	-	-	2	51	25.5	28	0	4	0	64	16.0	20	0		
09/18	at N.Y. Jets	p	2	21	10.5	15	0	-	-	-	-	-	4	73	18.3	22	0	5	2	26	5.2	23	0		
09/25	Carolina	p	-	-	-	-	-	1	5	5.0	5	0	4	80	20.0	27	0	1	2	4	4.0	4	0		
10/09	at Buffalo	p	2	24	12.0	16	0	-	-	-	-	-	4	93	23.3	27	0	5	1	33	6.6	15	0		
10/16	at Tampa Bay	p	3	97	32.3	41	0	-	-	-	-	-	6	130	21.7	27	0	4	2	70	17.5	38	0		
10/21	Kansas City	p	2	41	20.5	34	0	-	-	-	-	-	7	162	23.1	26	0	2	2	55	27.5	47	0		
10/30	at New Orleans	p	3	17	5.7	8	0	-	-	-	-	-	4	67	16.8	23	0	1	2	11	11.0	11	0		
11/06	Atlanta	p	1	6	6.0	6	0	-	-	-	-	-	3	56	18.7	22	0	1	0	0	0.0	0	0		
11/13	New England	p	2	61	30.5	47	0	-	-	-	-	-	4	112	28.0	46	0	3	2	13	4.3	7	0		
11/20	at Cleveland	p	2	12	6.0	7	0	-	-	-	-	-	4	79	19.8	28	0	2	0	23	11.5	13	0		
11/27	at Oakland	s	1	16	16.0	16	0	-	-	-	-	-	5	141	28.2	41	0	0	2	0	-	-	0		
12/04	Buffalo	p	4	40	10.0	17	0	-	-	-	-	-	4	74	18.5	23	0	5	1	14	2.8	10	0		
12/11	at San Diego	p	-	-	-	-	-	-	-	-	-	-	3	90	30.0	43	0	0	3	0	-	-	0		
12/18	N.Y. Jets	p	1	19	19.0	19	0	-	-	-	-	-	4	105	26.3	43	0	3	0	31	10.3	18	0		
12/24	Tennessee	p	-	-	-	-	-	-	-	-	-	-	-	-	-	-	-	5	2	28	5.6	14	0		
01/01	at New England	p	2	20	10.0	11	0	-	-	-	-	-	3	66	22.0	23	0	2	2	18	9.0	10	0		
2005 Totals		16/0	29	434	15.0	47	0	1	5	5.0	5	0	61	1379	22.6	46	0	43	23	390	9.1	47	0		
		Receiving						Rushing						Kick Returns						Punt Returns					
2006	Opponent	P/S	No	Yds	Avg	Lg	TD	No	Yds	Avg	Lg	TD	No	Yds	Avg	Lg	TD	No	FC	Yds	Avg	Lg	TD		
09/07	at Pittsburgh	p	4	67	16.8	31	0	-	-	-	-	-	3	74	24.7	30	0	3	1	79	26.3	47	0		
09/17	Buffalo	p	5	41	8.2	20	0	-	-	-	-	-	4	101	25.3	39	0	1	1	7	7	7	0		
09/24	Tennessee	p	5	59	11.8	19	0	-	-	-	-	-	2	42	21	23	0	2	2	2	1	10	0		
10/01	at Houston	p	4	55	13.8	29	0	-	-	-	-	-	2	53	26.5	28	0	1	2	11	11	11	0		
10/08	at New England	p	9	77	8.6	25	0	-	-	-	-	-	4	103	25.8	28	0	2	3	18	9	12	0		
10/15	at N.Y. Jets	p	6	56	9.3	25	0	-	-	-	-	-	5	69	13.8	16	0	4	1	31	7.8	12	0		
10/22	Green Bay	p	6	38	6.3	11	0	-	-	-	-	-	4	77	19.3	33	0	3	1	23	7.7	9	0		
11/05	at Chicago	p	2	14	7.0	8	1	-	-	-	-	-	4	70	17.5	22	0	2	1	13	6.5	10	0		
11/12	Kansas City	p	3	46	15.3	30	0	-	-	-	-	-	3	67	22.3	24	0	4	2	56	14	17	0		
11/19	Minnesota	s	4	59	14.8	36	0	-	-	-	-	-	2	46	23	33	0	2	3	20	10	11	0		
11/23	at Detroit	p	5	42	8.4	14	0	-	-	-	-	-	3	85	28.3	45	0	5	0	30	6	9	0		
12/03	Jacksonville	p	5	44	8.8	13	0	-	-	-	-	-	2	26	13	26	0	1	1	2	2	2	0		
12/10	New England	p	1	-1	-1.0	-1	0	-	-	-	-	-	-	-	-	-	-	4	3	36	9	14	0		
12/17	at Buffalo	p	4	56	14.0	38	0	-	-	-	-	-	3	61	20.3	32	0	2	3	11	5.5	12	0		
12/25	N.Y. Jets	s	1	11	11.0	11	0	-	-	-	-	-	4	83	20.8	27	0	3	3	31	10.3	16	0		
12/31	at Indianapolis	p	3	23	7.7	11	0	-	-	-	-	-	3	107	35.7	46	0	2	2	8	4	8	0		
2006 Totals		16/0	67	687	10.3	38	1	0	0	0.0	0	0	48	1064	22.2	46	0	41	29	378	9.2	47	0		
		Receiving						Rushing						Kick Returns						Punt Returns					
2007	Opponent	P/S	No	Yds	Avg	Lg	TD	No	Yds	Avg	Lg	TD	No	Yds	Avg	Lg	TD	No	FC	Yds	Avg	Lg	TD		
09/09	at N.Y. Jets	p	6	61	10.2	13	1	-	-	-	-	-	-	-	-	-	-	2	0	6	3.0	6	0		
09/16	San Diego	s	8	91	11.4	34	0	1	6	6.0	6	0	-	-	-	-	-	2	0	13	6.5	13	0		
09/23	Buffalo	p	6	69	11.5	26	0	-	-	-	-	-	-	-	-	-	-	3	0	72	24.0	29	0		
10/01	at Cincinnati	s	3	22	7.3	11	0	1	27	27.0	27	0	-	-	-	-	-	2	0	16	8.0	9	0		
10/07	Cleveland	s	4	19	4.8	7	0	-	-	-	-	-	2	51	25.5	33	0	2	0	19	9.5	12	0		
10/14	at Dallas	s	11	124	11.3	35t	2	-	-	-	-	-	2	55	27.5	30	0	3	1	37	12.3	18	0		
10/21	at Miami	s	9	138	15.3	36	2	-	-	-	-	-	1	25	25.0	25	0	3	0	9	3.0	8	0		
10/28	Washington	s	9	89	9.9	19	1	-	-	-	-	-	-	-	-	-	-	0	1	0	0.0	0	0		
11/04	at Indianapolis	s	5	38	7.6	12	1	-	-	-	-	-	1	26	26.0	26	0	3	0	60	20.0	35	0		
11/18	at Buffalo	s	7	78	11.1	24	0	1	3	3.0	3	0	-	-	-	-	-	1	1	4	4.0	4	0		
11/25	Philadelphia	s	13	149	11.5	42	0	-	-	-	-	-	-	-	-	-	-	-	-	-	-	-	-		
12/03	at Baltimore	s	3	18	6.0	7	0	-	-	-	-	-	-	-	-	-	-	1	1	1	1.0	1	0		
12/09	Pittsburgh	s	9	78	8.7	22	1	-	-	-	-	-	-	-	-	-	-	1	0	2	2.0	2	0		
12/16	N.Y. Jets	s	3	30	10.0	16	0	1	-2	-2.0	-2	0	-	-	-	-	-	0	1	0	0.0	0	0		
12/23	Miami	s	5	49	9.8	20	0	-	-	-	-	-	-	-	-	-	-	0	1	0	0.0	0	0		
12/29	at N.Y. Giants	p	11	122	11.1	28	0	-	-	-	-	-	1	19	19.0	19	0	2	0	10	5.0	8	0		
2007 Totals		16/13	112	1175	10.5	42	8	4	34	8.5	27	0	7	176	25.1	33	0	25	6	249	10.0	35	0		
01/12	Jacksonville	s	9	54	6.0	9	1	1	13	13.0	13	0	-	-	-	-	-	1	0	14	14.0	14	0		
01/20	San Diego	s	7	56	8.0	12	1	-	-	-	-	-	-	-	-	-	-	0	1	0	0.0	0	0		
02/03	N.Y. Giants	s	11	103	9.4	19	0	-	-	-	-	-	-	-	-	-	-	1	1	15	15.0	15	0		
2007 Postseason		3/3	27	213	7.9	19	2	1	13	13.0</															



VINCE WILFORK

75

NOSE TACKLE

PRO BOWLS: SUPER BOWLS:



6-2 ▸ 325 lbs ▸ Born 11/4/81 ▸ Exp. (NFL/Patriots): 5/5
GP/GS: 61/51 (11/9) ▸ Acq: D1a-04 (21st) ▸ Miami (Fla.) ▸ Boynton Beach, Fla.

CAREER TRANSACTIONS

Vince Wilfork was drafted by the New England Patriots in the first round (21st overall) of the 2004 NFL Draft ... Signed by the Patriots (07/19/04).

CAREER HIGHLIGHTS

- Wilfork has played in 61 games with 51 starts since joining the Patriots and has recorded 299 tackles (165 solo), 5.5 sacks, seven passes defended and five fumble recoveries.
- In 2007, Wilfork earned his first career Pro Bowl selection and was named to the Associated Press All-Pro Second Team. Wilfork joined teammate Richard Seymour as the only Patriots defensive tackles to be selected to a Pro Bowl since the 1970 AFL-NFL merger.
- Wilfork started every game in 2007 as part of a Patriots defense that allowed just 288.3 yards per game, the lowest total for a Patriots team since 1979.
- In 2007, Wilfork was a leader on the first team in NFL history to complete a 16-0 regular season, as the Patriots tied the NFL's all-time mark with 18 overall victories and set a league record for point differential, outscoring opponents by 315 points.
- In 2006, Wilfork was a starter on a Patriots defense that set a franchise record by allowing just 14.81 points per game. The defense allowed just 237 points, the fewest by any Patriots club over a 16-game season.
- Wilfork finished fourth on the team with 81 tackles (46 solo) in 2006, a mark that ranked second among Patriots defensive linemen.
- In 2005, Wilfork led all Patriots defensive linemen and ranked second on the team with a career-high 91 tackles (42 solo).
- Wilfork was part of a defensive front that allowed an average of just 31.3 rushing yards per game in the month of December, 2005.
- In 2004, Wilfork led all Patriots rookies with 57 tackles (35 solo) as the Patriots defense ranked sixth in the NFL against the run.

SEASONAL REVIEWS

- **2007 (16/16, 3/3):** Started at nose tackle in all 16 regular-season games for the second time in his career in 2007 ... Earned his first Pro Bowl selection ... Named to the Associated Press All-Pro second team ... Registered three tackles in the Patriots' victory over the New York Jets (9/9) ... Recovered a fumble by quarterback Philip Rivers on a strip-sack by Rosevelt Colvin while making five tackles against San Diego (9/16) ... Helped to stuff Buffalo quarterback Trent Edwards for no gain as the Patriots defense hemmed the Bills in at their own 1-yard line and

forced a punt against Buffalo (9/23) ... Tied Tedy Bruschi for the team lead in tackles with eight in a win over Cleveland (10/7) ... Registered his first sack of the season, dropping Browns quarterback Derek Anderson for a 10-yard loss ... Bottled up Cowboys running back Julius Jones for a loss of one yard in the first quarter, helping to stop a Cowboys drive in a win at Dallas (10/15) ... Tied a season high with eight tackles in the Patriots' comeback win at Baltimore (12/3) ... Helped the Patriots regain the ball for their game-winning fourth quarter drive with stuffing Willis McGahee for little gain ... Picked up his second sack of the season, taking down Ben Roethlisberger for an 8-yard loss against Pittsburgh (12/9) ... Dropped Willie Parker in the backfield for a 2-yard loss ... Contributed three tackles (2 solo) in the Patriots' win over the New York Jets (12/16) ... Talled two tackles for a loss or no gain in the Patriots' victory at the New York Giants (12/29) ... Partnered with Richard Seymour to drop Reuben Droughns for a 1-yard loss ... Made six tackles in the Patriots' AFC Division playoff win over Jacksonville (1/12) ... Tied for the team lead in tackles with seven in the Patriots' victory over San Diego in the AFC Championship Games (1/20) ... Credited with his first pass defended of the postseason, knocking down a Philip Rivers pass intended for Antonio Gates ... Made five tackles (4 solo) in Super Bowl XLII against the New York Giants (2/3).

- **2006 (13/13, 3/3):** Despite missing the final three regular season contests, finished fourth on the team with 81 tackles (46 solo) ... Tied for the team lead in sacks once (at NYJ) ... Tied for team lead in quarterback hits once (at MIN) ... Made the start at nose tackle and notched five tackles (3 solo) against Buffalo (9/10) ... Registered seven tackles (5 solo), a sack and a quarterback hit against the N.Y. Jets (9/17) ... Sacked Chad Pennington for a 3-yard loss in the third quarter ... Finished tied for second on the team with 10 tackles (7 solo) against Denver (9/24) ... Combined with Junior Seau to stuff Tatum Bell for no gain on a rush off left

EXTRA POINTS

- Vince and his wife Bianca host an annual draft day fundraiser to support the Diabetes Research Institute. The event has grown in each of its four years, and it has raised more than \$150,000 to fight diabetes, which claimed Vince's father while Vince was at the University of Miami.
- Vince is an active member of the Mass Mentoring Partnership, a group dedicated to supporting mentoring in Massachusetts.
- In 2007, Vince was named one of the 100 greatest players in the history of Florida high school football by the Florida High School Athletic Association.

EXECUTIVES

FOOTBALL STAFF

WILFORK

2007 SEASON

HISTORY

RESULTS

RECORDS

PLAYOFF HISTORY

EXTRA POINTS

HONORS AND AWARDS

2007

AFC Pro Bowl Starter
Associated Press All-Pro: Second Team
Pro Football Weekly/PFWA All-AFC Team
ESPN.com All-Pro Team

guard in the final stanza ... Notched six tackles (5 solo), a fumble recovery and a pass defended against Buffalo (10/22) ... Recovered a fumble that was caused when Mike Vrabel strip-sacked JP Losman in the second quarter ... Batted down a pass at the line of scrimmage that was intended for Lee Evans in the third quarter ... Started at nose tackle and notched seven tackles (3 solo) against Indianapolis (11/5) ... Teamed with Ty Warren to stuff Joseph Addai for no gain on a rush off right guard in the fourth quarter ... Registered eight tackles (4 solo) against Chicago (11/26) ... Teamed with Jarvis Green to limit Thomas Jones to a 1-yard gain on third-and-two in the third quarter ... Notched three tackles (2 solo), a fumble recovery and a quarterback hit in a wild card game against the Jets (1/7) ... Stuffed Leon Washington for no gain on a rush up the middle in the first quarter ... Scooped up a Chad Pennington lateral that was batted down by Rosevelt Colvin and rumbled 31 yards to the Jets' 15-yard line in the third quarter ... Tied for second on the team with seven tackles (6 solo) in the AFC Championship at Indianapolis (1/21) ... Teamed with Mike Vrabel to stonewall Dominic Rhodes for a 2-yard loss on a rush up the middle in the second quarter.

❖ **2005 (16/16, 2/2):** Started all 16 games and both playoff contests ... Led all Patriots defensive linemen and ranked second on the team with a career-high 91 tackles ... In the playoffs, ranked fifth on the team with 13 tackles (6 solo) and 0.5 sacks ... Notched a career-high 12 tackles (8 solo) against Buffalo (10/30) ... Was part of a defensive front that allowed an average of just 31.3 rushing yards per game in the month of December ... Finished with seven tackles (4 solo), including a split sack against Carolina (9/18) ... Teamed with Rosevelt Colvin to drop Jake Delhomme for an 8-yard sack ... Finished second on the team with a career-high 12 tackles (8 solo) against Buffalo (10/30) ... Teamed with Mike Vrabel to stonewall Roscoe Parrish for a 6-yard loss on a reverse ... Notched eight tackles (3 solo) and a shared sack in the divisional playoffs against Denver (1/14) ... Teamed with Richard Seymour to stuff Tatum Bell for no gain on a rush off left guard in the fourth quarter ... Teamed with Seymour to drop Plummer for a sack in the fourth quarter.

❖ **2004 (16/6, 3/1):** Played in all 16 games as a rookie with six starts at nose tackle ... Led all Patriots rookies with 57 tackles (35 solo) including two sacks ... Registered his first career NFL start in his first professional game (9/9) ... Collected his first career sack (10/3) ... Earned the start at nose tackle in Super Bowl XXXIX ... His presence on the line helped the Patriots defense rank sixth in the NFL against the run ... Started at nose tackle and recorded seven tackles (4 solo) in his NFL debut against Indianapolis (9/9) ... Preserved the Patriots' lead by recovering a fumble caused by Eugene Wilson at the Patriots 1-yard line with 3:43 remaining in the fourth quarter ... Started at nose tackle and registered five tackles (2 solo) and a sack against Buffalo (10/3) ... Collected his first career sack when he dropped Drew Bledsoe for a 1-yard loss in the fourth quarter ... Finished

second on the team with a season-high 10 tackles (7 solo), including a sack and a pass defended against Miami (10/10) ... Sacked Jay Fiedler for a 10-yard loss in the first quarter ... Collected three tackles and a fumble recovery against Miami (12/20) ... Recovered a Chris Chambers fumble on a failed reverse attempt in the third quarter ... Started at nose tackle in the Patriots' 24-21 victory over the Eagles in Super Bowl XXXIX.

COLLEGE

Recorded 148 tackles (73 solos) with 14 sacks for losses of 60 yards and 37.5 stops for losses of 110 yards during his career from 2001-03 ... Also credited with 42 quarterback pressures, five forced fumbles and three fumble recoveries in 36 games at Miami. 2003 (Junior): All-American Dream Team selection and rated the best defensive tackle in the country by The NFL Draft Report ... Unanimous All-Big East Conference first-team choice ... Started all year at strong-side defensive tackle ... Finished fourth on the team with 64 tackles (31 solos), tied for the squad lead with six sacks for losses of 29 yards. 2002 (Sophomore): Played in 11 games ... Finished with 43 tackles (19 solos), ranked second on the team with seven sacks and placed fourth with 15 stops for losses ... Stopped Ohio State tailback Maurice Claret for a seven-yard loss in the Fiesta Bowl. 2001 (Freshman): Played in every game as a reserve defensive tackle ... Recorded 41 tackles (23 solos) with a three-yard sack and ranked third on the team with 11 stops for losses.

PERSONAL

Vincent Lamar Wilfork was born the son of the late Barbara and David Wilfork on Nov. 4, 1981 ... A gifted athlete who also excelled on the Miami Hurricanes' track team, performing in the shot put ... Attended Santaluces (Lantana, Fla.) High ... Regarded as one of Florida's top three defensive linemen after the 1999 season ... *USA Today* second-team All-American, adding Super Prep first-team All-American honors, as he was rated the No. 10 defensive lineman nationally by that publication ... Also lettered in track, finishing second in the state in the Class 6A shot put and discus ... Holds the Florida state high school record in the shot put with a 68-foot throw ... Majored in liberal arts at Miami ... Served as the honorary ringmaster for the Big Apple Circus in 2007 in a fundraising performance to benefit the Hole in the Wall Gang Camp ... Served as an honorary coach in the 2007 BELL Bowl, a fundraiser at Gillette Stadium to benefit the BELL Foundation ... Vince and his wife Bianca have two children.

VINCE WILFORK'S SINGLE-GAME CAREER HIGHS

Regular Season

Tackles:	12	vs. Buffalo (10/30/05)
Solos:	8	vs. Buffalo (10/30/05)
Assists:	6	at Kansas City (11/27/05)
		vs. Atlanta (10/9/05)
Sacks:	1	at N.Y. Jets (9/17/06)
		vs. Miami (10/10/04)
		at Buffalo (10/3/04)
Passes Defended:	2	vs. Baltimore (11/28/04)
Fumble Recoveries:	1	Four times, most recent at Buffalo (10/22/05)

VINCE WILFORK


Pos: NT Ht: 6-2 Wt: 325 Year: 4th Acq: D1a-04 (21st) College: Miami (Fla.) Born: 11/4/81

REGULAR SEASON			TACKLES					INTERCEPTIONS					MISCELLANEOUS					
Year	Team	G/S	TT	UT	A	S	Yds	No	Yds	Avg	Lg	TD	PD	FF	FR	Yds	TD	SpT
2004	Patriots	16/6	57	35	22	2.0	11.0	0	0	0.0	0	0	3	0	2	0	0	0
2005	Patriots	16/16	91	42	49	0.5	4.0	0	0	0.0	0	0	1	0	1	0	0	0
2006	Patriots	13/13	81	46	35	1.0	3.0	0	0	0.0	0	0	1	0	1	0	0	0
2007	Patriots	16/16	70	42	28	2.0	18.0	0	0	0.0	0	0	2	0	1	0	0	0
Totals-4 years		61/51	299	165	134	5.5	36.0	0	0	0.0	0	0	7	0	5	0	0	0

Year	Team	G/S	TT	UT	A	S	Yds	No	Yds	Avg	Lg	TD	PD	FF	FR	Yds	TD	SpT
2004	Patriots	3/1	3	2	1	0.0	0.0	0	0	0.0	0	0	0	0	0	0	0	0
2005	Patriots	2/2	13	6	7	0.5	0.0	0	0	0.0	0	0	0	0	0	0	0	0
2006	Patriots	3/3	13	11	2	0.0	0.0	0	0	0.0	0	0	0	0	1	31	0	0
2007	Patriots	3/3	18	10	8	0.0	0.0	0	0	0.0	0	1	0	0	0	0	0	0
Totals-4 years		11/9	47	29	18	0.5	0.0	0	0	0.0	0	0	1	0	1	31	0	0

WILFORK'S CAREER GAME-BY-GAME

2004	Opponent	P/S	TT	UT	A	S	Yds	Int	Yds	PD	FF	FR	SpT	W/L	Score	
09/09	Indianapolis	p	0	0	0	-	-	-	-	-	-	-	2	W	27-24	
09/19	at Arizona	p	2	2	0	-	-	-	-	-	-	-	-	W	23-12	
10/03	at Buffalo	S	5	2	3	1.0	1.0	-	-	-	-	-	-	W	31-17	
10/10	Miami	S	10	7	3	1.0	10.0	-	-	-	1	-	-	W	24-10	
10/17	Seattle	S	0	0	0	-	-	-	-	-	-	-	-	W	30-20	
10/24	N.Y. Jets	S	2	2	0	-	-	-	-	-	-	-	-	W	13-7	
10/31	at Pittsburgh	S	2	1	1	-	-	-	-	-	-	-	-	L	20-34	
11/07	at St. Louis	p	2	0	2	-	-	-	-	-	-	-	-	W	40-22	
11/14	Buffalo	p	1	1	0	-	-	-	-	-	-	-	-	W	29-6	
11/22	at Kansas City	p	6	3	3	-	-	-	-	-	-	-	-	W	27-19	
11/28	Baltimore	p	5	4	1	-	-	2	-	-	-	-	-	W	24-3	
12/05	at Cleveland	p	1	1	0	-	-	-	-	-	-	-	-	W	42-15	
12/12	Cincinnati	p	2	1	1	-	-	-	-	-	-	-	-	W	35-28	
12/20	at Miami	p	3	1	2	-	-	-	-	-	1	-	-	L	28-29	
12/26	at N.Y. Jets	p	3	3	0	-	-	-	-	-	-	-	-	W	23-7	
01/02	San Francisco	p	6	3	3	-	-	-	-	-	-	-	-	W	21-7	
2004 Totals		16/6	57	35	22	2.0	11.0	0	0	3	0	2	0	-	14-2	
01/16	Indianapolis	p	2	2	0	-	-	-	-	-	-	-	-	W	20-3	
01/23	at Pittsburgh	p	1	0	1	-	-	-	-	-	-	-	-	W	41-27	
02/06	Philadelphia	S	0	0	0	-	-	-	-	-	-	-	-	W	24-21	
2004 Postseason		3/1	3	2	1	0	0	0	0	0	0	0	0	-	3-0	
2005	Opponent	P/S	TT	UT	A	S	Yds	Int	Yds	PD	FF	FR	SpT	W/L	Score	
09/08	Oakland	S	2	1	1	-	-	-	-	-	-	-	1	-	W	30-20
09/18	at Carolina	S	7	4	3	0.5	4.0	-	-	-	-	-	-	W	17-27	
09/25	at Pittsburgh	S	3	0	3	-	-	-	-	-	-	-	-	W	23-20	
10/02	San Diego	S	7	5	2	-	-	-	-	-	-	-	-	L	17-41	
10/09	at Atlanta	S	6	0	6	-	-	-	-	-	-	-	-	W	31-28	
10/16	at Denver	S	5	3	2	-	-	-	-	-	-	-	-	L	20-28	
10/30	Buffalo	S	12	8	4	-	-	-	-	-	-	-	-	W	21-16	
11/07	Indianapolis	S	8	3	5	-	-	-	-	-	-	-	-	L	21-40	
11/13	at Miami	S	9	5	4	-	-	-	-	-	-	-	-	W	23-16	
11/20	New Orleans	S	3	0	3	-	-	-	1	-	-	-	-	W	24-27	
11/27	at Kansas City	S	8	2	6	-	-	-	-	-	-	-	-	L	16-26	
12/04	N.Y. Jets	S	6	4	2	-	-	-	-	-	-	-	-	W	16-3	
12/11	at Buffalo	S	3	2	1	-	-	-	-	-	-	-	-	W	35-7	
12/17	Tampa Bay	S	8	3	5	-	-	-	-	-	-	-	-	W	28-0	
12/26	at N.Y. Jets	S	1	0	1	-	-	-	-	-	-	-	-	W	31-21	
01/01	Miami	S	3	2	1	-	-	-	-	-	-	-	-	L	26-28	
2005 Totals		16/16	91	42	49	0.5	4.0	0	0	1	0	1	0	-	10-6	
01/07	Jacksonville	S	3	2	1	-	-	-	-	-	-	-	-	W	28-3	
01/14	at Denver	S	8	3	5	0.5	0.0	-	-	-	-	-	-	L	13-27	
2005 Postseason		2/2	13	6	7	0.5	0.0	0	0	0	0	0	0	-	1-1	
2006	Opponent	P/S	TT	UT	A	S	Yds	Int	Yds	PD	FF	FR	SpT	W/L	Score	
09/10	Buffalo	S	5	3	2	-	-	-	-	-	-	-	-	W	19-17	
09/17	at N.Y. Jets	S	7	5	2	1.0	3.0	-	-	-	-	-	-	W	24-17	
09/24	Denver	S	10	7	3	-	-	-	-	-	-	-	-	L	7-17	
10/01	at Cincinnati	S	3	0	3	-	-	-	-	-	-	-	-	W	38-13	
10/08	Miami	S	7	4	3	-	-	-	-	-	-	-	-	W	20-10	
10/22	at Buffalo	S	6	5	1	-	-	-	-	1	-	1	-	W	28-6	
10/30	at Minnesota	S	5	2	3	-	-	-	-	-	-	-	-	W	31-7	
11/05	Indianapolis	S	7	3	4	-	-	-	-	-	-	-	-	L	20-27	
11/12	N.Y. Jets	S	5	3	2	-	-	-	-	-	-	-	-	L	14-17	
11/19	at Green Bay	S	5	1	4	-	-	-	-	-	-	-	-	W	35-0	
11/26	Chicago	S	8	4	4	-	-	-	-	-	-	-	-	W	17-13	
12/03	Detroit	S	7	5	2	-	-	-	-	-	-	-	-	W	28-21	
12/10	at Miami	S	6	4	2	-	-	-	-	-	-	-	-	L	6-21	
12/17	Houston	-	-	-	-	-	-	-	-	-	Inactive	-	-	W	40-7	
12/24	at Jacksonville	-	-	-	-	-	-	-	-	-	Inactive	-	-	W	24-23	
12/31	at Tennessee	-	-	-	-	-	-	-	-	-	Inactive	-	-	W	40-23	
2006 Totals		13/13	81	46	35	1.0	3.0	0	0	1	0	1	0	-	12-4	
01/07	N.Y. Jets	S	3	2	1	-	-	-	-	-	-	-	-	W	37-16	
01/14	at San Diego	S	3	3	0	-	-	-	-	-	-	-	-	W	24-21	
01/21	at Indianapolis	S	7	6	1	-	-	-	-	-	-	-	-	L	34-38	
2006 Postseason		3/3	13	11	2	0.0	0.0	0	0	0	0	1	0	-	2-1	
2007	Opponent	P/S	TT	UT	A	S	Yds	Int	Yds	PD	FF	FR	SpT	W/L	Score	
09/09	at N.Y. Jets	S	3	1	2	-	-	-	-	-	-	-	-	W	38-14	
09/16	San Diego	S	5	4	1	-	-	-	-	-	-	-	-	W	38-14	
09/23	Buffalo	S	3	2	1	-	-	-	-	-	-	-	-	W	38-7	
10/01	at Cincinnati	S	3	1	2	-	-	-	-	-	-	-	-	W	34-13	
10/07	Cleveland	S	8	5	3	1.0	10.0	-	-	-	-	-	-	W	34-17	
10/14	at Dallas	S	5	2	3	-	-	-	-	-	-	-	-	W	48-27	
10/21	at Miami	S	5	4	1	-	-	-	-	-	-	-	-	W	49-28	
10/28	Washington	S	6	3	-	-	-	-	-	-	-	-	-	W	52-7	
11/04	at Indianapolis	S	4	2	2	-	-	-	-	-	-	-	-	W	24-20	
11/18	at Buffalo	S	1	1	0	-	-	-	-	-	-	-	-	W	56-10	
11/25	Philadelphia	S	3	2	1	-	-	-	-	1	-	-	-	W	31-28	
12/03	at Baltimore	S	8	6	2	-	-	-	-	-	-	-	-	W	27-24	
12/09	Pittsburgh	S	7	5	2	1.0	8.0	-	-	-	-	-	-	W	34-13	
12/16	N.Y. Jets	S	3	2	1	-	-	-	-	-	-	-	-	W	20-10	
12/23	Miami	S	2	0	2	-	-	-	-	-	-	1	-	W	28-7	
12/29	at N.Y. Giants	S	4	2	2	-	-	-	-	-	-	-	-	W	38-35	
2007 Totals		16/16	70	42	28	2.0	18.0	0	0	2	0	1	0	-	16-0	
01/12	Jacksonville	S	6	4	2	-	-	-	-	-	-	-	-	W	31-20	
01/20	San Diego	S	7	2	5	-	-	-	-	-	-	-	-	W	21-12	
02/03	N.Y. Giants	S	5	4	1	-	-	-	-	-	-	-	-	L	14-17	
2007 Postseason		3/3	18	10	8	0.0	0.0	0	0	1	0	0	0	-	2-1	



TANK WILLIAMS

26

SAFETY

6-2 > 223 lbs > Born 6/30/80 > Exp. (NFL/Patriots): 7/1
GP/GS (Playoffs): 70/59 (4/4) > Acq: UFA (MIN)-08 > Stanford > Bay St. Louis, Miss.

CAREER TRANSACTIONS

Tank Williams was signed by the Patriots as an unrestricted free agent on March 6, 2008 ... Originally drafted by the Tennessee Titans in the second round (45th overall) of the 2002 NFL Draft ... Placed on the reserve/injured list (11/29/04) ... Signed by the Minnesota Vikings as an unrestricted free agent (3/23/06) ... Placed on the reserve/injured list (8/7/06) ... Released by the Vikings (3/2/07) ... Re-signed by the Vikings (3/3/07).

CAREER HIGHLIGHTS

- > Williams joins the Patriots in 2008 as a veteran of six NFL seasons with the Tennessee Titans (2002-05) and Minnesota Vikings (2006-07).
- > Williams enters the 2008 season having played in 70 career games with 59 starts and has recorded 303 career tackles (232 solo), 4.5 sacks, five interceptions for 14 yards, 27 passes defended, four forced fumbles and three fumble recoveries. He has also blocked two field goals.
- > Williams spent the first four years of his career in Tennessee (2002-05), starting all 57 games in which he appeared over that span, recording 285 tackles (220 solo), 4.5 sacks and five interceptions.
- > As a rookie in 2002, Williams started every game for the Titans and totaled 69 tackles, posting at least five tackles in a game eight times, and recording an interception, 10 passes defended and adding a strip-sack that resulted in a fumble return for a touchdown against Indianapolis. He also blocked a field goal in the 2002 regular season finale.
- > In 2003, Williams once again started every game and finished fourth on the Titans with 81 tackles, helping Tennessee lead the NFL in rushing defense.
- > In 2005, Williams started every game for the Titans and led all Tennessee defensive backs with a career-high 83 tackles.

SEASONAL REVIEWS

- > **2007 (13/2 – Minnesota):** Started a pair of games, at Dallas (10/21) and vs. Philadelphia (10/28) ... Led the Vikings with four tackles for loss at Dallas (10/21) and had eight tackles on the day ... His start at Dallas was his first since the 2005 season final with Tennessee.
- > **2006 (0/0 – Minnesota):** Spent the entire season on injured reserve after fracturing his left knee in training camp ... Signed with the Vikings as an unrestricted free agent on 3/23/06.
- > **2005 (16/16 – Tennessee):** Started all 16 games for the Titans and led all defensive backs with a career-high 83 tackles ... Tied for fourth on the team with seven passes defended ... In the season opener, posted a career-high 10

tackles at Pittsburgh (9/11) ... Posted four tackles, a pass defended, and picked off Marc Bulger at St. Louis (9/25) ... Recorded eight tackles vs. Cincinnati (10/16) ... Matched his career high with 10 tackles vs. Houston (12/11) and also blocked a 37-yard field goal attempt by Kris Brown in the fourth quarter with the score tied at 10 in a game that the Titans went on to win 13-10 ... Registered nine tackles, a pass defended, and a fumble recovery that led to a Titans field goal at Miami (12/24).

- > **2004 (9/9 – Tennessee):** Had a promising season cut short by injury ... Started the opening nine games of the season before suffering a knee injury vs. Chicago (11/14) ... Placed on injured reserve on Nov. 29 ... In season opener at Miami (9/11), posted six tackles and two passes defended and helped the Titans limit Miami to 65 yards rushing ... Intercepted Brett Favre and returned it 13 yards and recovered a Donald Driver fumble and returned it 28 yards in Monday Night Football game at Green Bay (10/11) to earn a spot on the MNF Horse Trailer ... Sacked David Carr and forced a fumble on the play vs. Houston (10/17) and added six tackles ... Matched career high with nine tackles vs. Chicago (11/14) before suffering a knee injury.
- > **2003 (16/16, 2/2 – Tennessee):** Started all 16 games and finished fourth on the team with 81 tackles ... Helped Titans finish first in the NFL against the run ... Tipped a field goal attempt by Jeff Reed at Pittsburgh (9/28) that bounced off crossbar and also pressured Tommy Maddox to force an interception ... Posted eight tackles and a 0.5 sacks of Tom Brady at New England (10/5) ... Recorded a career-high nine tackles vs. Houston (10/12) ... Posted a career-high two interceptions vs. Tampa Bay (12/28) when he picked off Brad Johnson twice ... Started both playoff games, including a Wild Card game at Baltimore (1/3/04) when the Titans held Jamal Lewis to 35 yards rushing.
- > **2002 (16/16, 2/2 – Tennessee):** Started every game as a rookie and registered 69 tackles ... Posted five or more tackles in eight games on the season ... Made six tackles in his NFL debut vs. Philadelphia (9/8) ... Recorded a season-

EXTRA POINTS

- > Tank took part in the 2007 and 2006 NFL's Business Management and Entrepreneurial Program, attending classes at the University of Pennsylvania's Wharton School in 2007 and attending at his alma mater, Stanford, in 2006.
- > Tank's given name is Clevan, but he was nicknamed "Tank" growing up because he drank so much milk as a kid that his sister told his mother that she should "give him a tank of milk instead of a bottle."

high 8 tackles at Dallas (9/15) ... Registered five tackles and a 0.5 sacks of David Garrard vs. Jacksonville (10/13) ... Posted a sack of Peyton Manning that caused a fumble at Indianapolis (11/3), which was recovered by Keith Bullock and returned 61 yards for a TD and forced FB Jim Finn to fumble, which resulted in Titans field goal ... Posted his first career interception vs. Indianapolis (12/9) when he picked off Peyton Manning in the end zone ... Blocked a Kris Brown field goal attempt in the season finale at Houston (12/29) ... Started both playoff contests and posted 9 tackles.

COLLEGE

All-American first-team selection at Stanford, becoming the first defensive back in school history to earn national first-team honors ... Was a four-year letterman ... Finished his college career with 203 tackles, 5.0 sacks, nine interceptions and 18 passes defended ... Earned first-team All-Pac-10 honors as a senior ... Tied for third in the conference with five interceptions and finished second on the team with 68 tackles ... Earned second-team All-Pac-

10 honors as a junior ... Played in nine games with six starts at free safety as a sophomore ... Played in 10 games as a true freshman.

PERSONAL

Cleav Williams was born on June 30, 1980 in Gulfport, Miss. ... Named first-team All-District as junior and senior at Bay St. Louis (Miss.) High School, playing both quarterback and safety ... As a senior, posted 600 yards on 80 carries and four touchdowns while throwing for more than 750 yards and three touchdowns ... Tallied over 1,200 yards in total offense and scored 12 touchdowns as a junior ... Supported the African-American Adoption Agency during the 2006 season ... Has donated football equipment to his high school alma mater, Bay St. Louis High ... Named Grand Marshal for the 2003 Mardi Gras Festivities Parade in Bay St. Louis, which was attended by more than 15,000 people ... Aspires to a career in real estate or broadcasting following his football-playing days ... Graduated with a degree in political science in June 2002.

TANK WILLIAMS

Pos: S Ht: 6-2 Wt: 223 Year: 7th Acq: FA-08 College: Stanford Born: 6/30/80

REGULAR SEASON		TACKLES						INTERCEPTIONS						MISCELLANEOUS					
Year	Team	G/S	TT	UT	A	S	Yds	No	Yds	Avg	Lg	TD	PD	FF	FR	Yds	TD	SpT	
2002	Titans	16/16	69	55	14	2.0	23.5	1	0	0.0	0	0	10	2	1	0	0	1	
2003	Titans	16/16	81	58	23	0.5	6.0	2	0	0.0	0	0	5	0	0	0	0	1	
2004	Titans	9/9	52	42	10	1.0	18.0	1	13	13.0	13	0	3	1	1	28	0	0	
2005	Titans	16/16	83	65	18	0.0	0.0	1	1	1.0	1	0	7	1	1	5	0	0	
2006	Vikings	0/0						Injured Reserve											
2007	Vikings	13/2	18	12	6	0.0	0.0	0	0	0.0	0	0	2	0	0	0	0	0	
Totals-6 years		70/59	303	232	71	3.5	47.5	5	14	2.8	13	0	27	4	3	32	0	2	

POSTSEASON		TACKLES						INTERCEPTIONS						MISCELLANEOUS				
Year	Team	G/S	TT	UT	A	S	Yds	No	Yds	Avg	Lg	TD	PD	FF	FR	Yds	TD	SpT
2002	Titans	2/2	9	8	1	0.0	0.0	0	0	0.0	0	0	0	0	0	0	0	0
2003	Titans	2/2	4	3	1	0.0	0.0	0	0	0.0	0	0	0	0	0	0	0	1
Totals-2 years		4/4	13	11	2	0.0	0.0	0	0	0.0	0	0	0	0	0	0	0	1

Additional Statistics: Blocked Field Goals (2); 2003 (1, 9/28/03), 2002 (1, 12/29/02).

WILLIAMS' CAREER GAME-BY-GAME

2002	Opponent	P/S	TT	UT	A	S	/Yds	Int	/Yds	PD	FF	FR	SpT
09/08	Philadelphia	S	6	4	2	-	-	-	2	-	-	-	1
09/15	at Dallas	S	8	8	0	-	-	-	1	-	-	-	-
09/22	Cleveland	S	4	4	0	-	-	-	-	-	-	-	-
09/29	at Oakland	S	2	2	0	-	-	-	-	-	-	-	-
10/06	Washington	S	3	2	1	-	-	-	-	-	-	-	-
10/13	Jacksonville	S	5	3	2	0.5	2.5	-	-	-	-	-	-
10/27	at Cincinnati	S	5	4	1	-	-	-	-	-	-	-	-
11/03	at Indianapolis	S	4	4	0	1.0	18.0	-	-	-	2	1	-
11/10	Houston	S	5	3	2	-	-	-	-	-	-	-	-
11/17	Pittsburgh	S	3	3	0	0.5	3.0	-	-	-	-	-	-
11/24	at Baltimore	S	4	4	0	-	-	-	1	-	-	-	-
12/01	at N.Y. Giants	S	7	4	3	-	-	-	-	-	-	-	-
12/08	Indianapolis	S	4	3	1	-	1	0	1	-	-	-	-
12/16	New England	S	0	0	0	-	-	-	-	-	-	-	-
12/22	at Jacksonville	S	4	2	2	-	-	2	-	-	-	-	-
12/29	at Houston	S	5	5	0	-	-	-	3	-	-	-	-
2002 Totals		16/16	69	55	14	2.0	23.5	1	0	10	2	1	1
01/11	Pittsburgh	S	3	2	1	-	-	-	-	-	-	-	-
01/19	at Oakland	S	6	6	0	-	-	-	-	-	-	-	-
2002 Postseason		2/2	9	8	1	0.0	0.0	0	0	0	0	0	0
2003	Opponent	P/S	TT	UT	A	S	/Yds	Int	/Yds	PD	FF	FR	SpT
09/07	Oakland	S	7	4	3	-	-	-	-	-	-	-	-
09/14	at Indianapolis	S	2	1	1	-	-	-	-	-	-	-	-
09/21	New Orleans	S	5	4	1	-	-	-	-	-	-	-	-
09/28	Pittsburgh	S	7	3	4	-	-	-	1	-	-	-	-
10/05	at New England	S	8	6	2	0.5	6.0	-	-	-	-	-	-
10/12	Houston	S	9	8	1	-	-	-	-	-	-	-	-
10/19	at Carolina	S	1	0	1	-	-	-	-	-	-	-	-
10/26	at Jacksonville	S	1	1	0	-	-	-	-	-	-	-	-
11/09	Miami	S	5	4	1	-	-	-	-	-	-	-	-
11/16	Jacksonville	S	6	4	2	-	-	-	-	-	-	-	-
11/23	at Atlanta	S	5	4	1	-	-	-	-	-	-	-	-
12/01	at N.Y. Jets	S	6	4	2	-	-	-	-	-	-	-	-
12/07	Indianapolis	S	6	4	2	-	-	-	-	-	-	-	-
12/14	Buffalo	S	4	4	0	-	-	-	-	-	-	-	-

12/21	at Houston	S	3	2	1	-	-	-	1	-	-	-	-
12/28	Tampa Bay	S	6	5	1	-	-	-	2	-	3	-	-
2003 Totals		16/16	81	58	23	0.5	6.7	0	5	0	0	0	0
01/03	at Baltimore	S	1	1	0	-	-	-	-	-	-	-	-
01/10	at New England	S	3	2	1	-	-	-	-	-	-	-	-
2003 Postseason		2/2	4	3	1	-0.0	0.0	0	0	0	0	0	1
09/11	Opponent	P/S	TT	UT	A	S	/Yds	Int	/Yds	PD	FF	FR	SpT
09/14	at Miami	S	6	4	2	-	-	-	-	2	-	-	-
09/19	Indianapolis	S	5	3	2	-	-	-	-	-	-	-	-
09/26	Jacksonville	S	8	8	0	-	-	-	-	-	-	-	-
10/03	at San Diego	S	6	6	0	-	-	-	-	-	-	-	-
10/11	at Green Bay	S	4	3	1	-	-	1	13	1	-	1	-
10/17	Houston	S	6	4	2	1.0	13.0	-	-	-	1	-	-
10/24	at Minnesota	S	4	3	1	-	-	-	-	-	-	-	-
10/31	Cincinnati	S	4	3	1	-	-	-	-	-	-	-	-
11/14	Chicago	S	9	8	1	-	-	-	-	-	-	-	-
11/21	at Jacksonville							Inactive					
11/28	at Houston							Inactive					
12/05	at Indianapolis							Injured Reserve					
2004 Totals		9/9	52	42	10	1.0	13.0	1	13	3	1	1	0
09/11	Opponent	P/S	TT	UT	A	S	/Yds	Int	/Yds	PD	FF	FR	SpT
09/15	at Pittsburgh	S	10	7	3	-	-	-	-	-	-	-	-
09/18	Baltimore	S	5	4	1	-	-	-	-	-	-	-	-
09/25	at St. Louis	S	4	4	0	-	-	1	1	1	1	-	-
10/02	Indianapolis	S	3	2	1	-	-	-	-	-	-	-	-
10/09	at Houston	S	3	3	0	-	-	-	-	-	-	-	-
10/16	Cincinnati	S	8	6	2	-	-	-	-	-	-	-	-
10/23	at Arizona	S	5	4	1	-	-	-	-	-	-	-	-
10/30	Oakland	S	5	5	0	-	-	-	-	-	1	-	-
11/06	at Cleveland	S	3	3	0	-	-	-	-	-	-	-	-
11/20	Jacksonville	S	4	1	3	-	-	-	-	-	1	-	-
11/27	San Francisco	S	1	1	0	-	-	-	-	-	1	-	-
12/04	at Indianapolis	S	4	4	0	-	-	-	-	-	-	-	-
12/11	Houston	S	10	8	2	-	-	-	-	-	-	-	-
12/18	Seattle	S	3	2	1	-	-	-	-	-	-	-	-

WILLIAMS' CAREER GAME-BY-GAME

12/24 at Miami	S	9	6	3	-	-	-	-	2	-	1	-
01/01 at Jacksonville	S	6	5	1	-	-	-	-	1	-	-	-

2006 Totals	16/16	83	65	18	0.0	0.0	1	1	7	1	1	0
-------------	-------	----	----	----	-----	-----	---	---	---	---	---	---

2006	Opponent	P/S	TT	UT	A	S	/Yds	Int	/Yds	PD	FF	FR	SpT
------	----------	-----	----	----	---	---	------	-----	------	----	----	----	-----

Williams was on the reserve/injured list for the entire 2006 season.

2007	Opponent	P/S	TT	UT	A	S	/Yds	Int	/Yds	PD	FF	FR	SpT
09/09	Atlanta	p	0	0	0	-	-	-	-	-	-	-	-
09/16 at	Detroit	p	1	1	0	-	-	-	-	-	-	-	-
09/23	Kansas City	p	0	0	0	-	-	-	-	-	-	-	-
09/30	Green Bay	p	0	0	0	-	-	-	-	-	-	-	-
10/14 at	Chicago	p	0	0	0	-	-	-	-	-	-	-	-

10/21 at Dallas	S	8	4	4	-	-	-	-	2	-	-	-	-
10/28 Philadelphia	S	4	3	1	-	-	-	-	-	-	-	-	-

11/04 San Diego	p	2	2	0	-	-	-	-	-	-	-	-	-
-----------------	---	---	---	---	---	---	---	---	---	---	---	---	---

11/11 at Green Bay	p	1	1	0	-	-	-	-	-	-	-	-	-
--------------------	---	---	---	---	---	---	---	---	---	---	---	---	---

11/18 Oakland	p	1	1	0	-	-	-	-	-	-	-	-	-
---------------	---	---	---	---	---	---	---	---	---	---	---	---	---

11/25 at N.Y. Giants	p	0	0	0	-	-	-	-	-	-	-	-	-
----------------------	---	---	---	---	---	---	---	---	---	---	---	---	---

12/02 Detroit													
---------------	--	--	--	--	--	--	--	--	--	--	--	--	--

12/09 at San Francisco													
------------------------	--	--	--	--	--	--	--	--	--	--	--	--	--

12/17 Chicago													
---------------	--	--	--	--	--	--	--	--	--	--	--	--	--

12/23 Washington	p	1	0	1	-	-	-	-	-	-	-	-	-
------------------	---	---	---	---	---	---	---	---	---	---	---	---	---

12/30 at Denver	p	0	0	0	-	-	-	-	-	-	-	-	-
-----------------	---	---	---	---	---	---	---	---	---	---	---	---	---

2007 Totals	13/12	18	12	6	0.0	0.0	0	0	2	0	0	0	0
-------------	-------	----	----	---	-----	-----	---	---	---	---	---	---	---



PIERRE WOODS

58

LINEBACKER

6-5 > 250 lbs > Born 1/6/82 > Exp. (NFL/Patriots): 3/3
GP/GS (Playoffs): 24/0 (6/0) > Acq: FA-06 > Michigan > Cleveland, Ohio

CAREER TRANSACTIONS

Pierre Woods was signed by the New England Patriots as an undrafted free agent on May 8, 2006.

SEASONAL REVIEWS

> **2007 (16/0, 3/0):** Played in all 16 regular-season games for the first time in his career in 2007 ... Led the team with 22 special teams tackles ... Tied for the team lead with two special teams tackles in the Patriots' victory over Buffalo (9/23) ... Saw action on special teams coverage units and led the team with three special teams tackles at Cincinnati (10/1) ... Registered one solo tackle and a special teams tackle at Buffalo (11/18) ... Saw action on special teams coverage units, making two tackles in the Patriots' comeback win over Philadelphia (11/25) ... Led the team with a season-high four special teams tackles in a win over Pittsburgh (12/9) ... Made two special teams tackles to run his team-leading total to 22 on the season at the New York Giants (12/29) ... Saw action in reserve at outside linebacker and on special teams coverage and return units in Super Bowl XLII (2/3) ... Made two special teams tackles in Super Bowl XLII and also made one solo defensive tackle.

> **2006 (8/0, 3/0):** Saw action in eight games as a rookie and finished fourth on the team with 11 special teams tackles ... Saw action in a reserve role on special teams during his NFL debut against Buffalo (9/10) ... Tied for the team lead in special teams tackles four times (at GB, vs. CHI, vs. DET, at MIA) ... Tied for the team lead with two special teams tackles at Green Bay (11/19) ... Made a nice open-field tackle, stopping Russell Martin for a 2-yard loss on a punt return in the fourth quarter ... Led the team with four special teams tackles against Detroit (12/3) ... Stuffed Eddie Drummond at his own 15-yard line for a gain of just 13 yards during a first quarter kickoff return ... Tied for the team lead with two special teams tackles on coverage units at Miami (12/10) ... Saw action in a reserve role at linebacker in the fourth quarter and collected a tackle against Houston (12/17)

... Saw limited action at outside linebacker in the fourth quarter and posted a solo tackle at Tennessee (12/31) ... Stonewalled Pacman Jones at the Titans' 19-yard line during a first quarter kickoff return ... Posted a solo special teams tackle on coverage units in the divisional playoffs against San Diego (1/14) ... Helped knock Eric Parker off the ball after he muffed a punt in the third quarter, allowing David Thomas to recover the fumble at the San Diego 31-yard line ... Led the team with two special teams tackles in the AFC Championship Game at Indianapolis (1/21).

COLLEGE

As a senior in 2005, played in all 12 games and made five starts at linebacker ... Amassed 24 tackles, 11 tackles for loss, three sacks, one pass breakup and two forced fumbles ... In 2004, played in 12 games, recording 22 tackles, one tackle for loss and one fumble recovery ... Tallied 68 tackles as a sophomore, which ranked second best on the team ... All-Big Ten second team ... Started all 13 games at outside linebacker ... Led team with 14 tackles for loss and seven sacks ... Recorded five tackles, including two tackles for loss and one sack against Southern California in the Rose Bowl ... Appeared in all 13 games as a redshirt freshman ... Did not see any action as a freshman.

EXTRA POINTS



- > Pierre has done work for Kraft Sports Productions, the Patriots' in-house broadcast production department, including voiceovers for the team's weekly show, Patriots All Access.
- > Pierre loves to drive, and will often choose to drive long distances instead of flying. He once drove from Ann Arbor, Mich. to Tampa, Fla., an 18-hour drive, without stopping to rest.

PERSONAL

Pierre Woods was born on January 6, 1982 ... Two-year letterman at Glenville High School ... His high school coach was Ted Ginn, Sr. ... High school teammates with the Dolphins' Ted Ginn, Jr., the Bills' Donte Whitner and the Ravens' Troy Smith ... Recorded 173 tackles and 42 sacks, caused seven fumbles and intercepted one pass during prep career ... Tallied 34 career receptions for 581 yards and 13 touchdowns as a tight end ... Registered 92 tackles,

26 sacks, five forced fumbles and one interception during senior campaign ... *USA Today* High School All-America second-team ... Four-year letterman and three-year starter on the varsity basketball team ... Majored in general studies at Michigan ... Supporter of the Multiple Myeloma Research Foundation's Race for Research ... In 2007, addressed the fall athletes at Foxborough High School on the dangers of drugs and alcohol ... Enjoys spending time with family ... Pierre's family includes his wife, Doris, son, Pierre Jr., and daughter, Paris.

PIERRE WOODS

Pos: LB Ht: 6-5 Wt: 250 Year: 3rd Acq: FA-06 College: Michigan Born: 1/6/82

REGULAR SEASON			TACKLES					INTERCEPTIONS					MISCELLANEOUS					
Year	Team	G/S	TT	UT	A	S	Yds	No	Yds	Avg	Lg	TD	PD	FF	FR	Yds	TD	SpT
2006	Patriots	8/0	2	1	1	0.0	0.0	0	0	0.0	0	0	0	0	0	0	0	11
2007	Patriots	16/0	2	1	1	0.0	0.0	0	0	0.0	0	0	0	0	0	0	0	22
Totals-2 years		24/0	4	2	2	0.0	0.0	0	0	0.0	0	0	0	0	0	0	0	33
POSTSEASON			TACKLES					INTERCEPTIONS					MISCELLANEOUS					
Year	Team	G/S	TT	UT	A	S	Yds	No	Yds	Avg	Lg	TD	PD	FF	FR	Yds	TD	SpT
2006	Patriots	3/0	0	0	0	0.0	0.0	0	0	0.0	0	0	0	0	0	0	0	4
2007	Patriots	3/0	1	1	0	0.0	0.0	0	0	0.0	0	0	0	0	0	0	0	3
Totals-2 years		6/0	1	1	0	0.0	0.0	0	0	0.0	0	0	0	0	0	0	0	7



6-4 ♦ 295 lbs ♦ Born 3/1/82 ♦ Exp. (NFL/Patriots): 4/4
GP/GS (Playoffs): 38/5 (3/0) ♦ Acq: FA-05 ♦ Cincinnati ♦ Cincinnati, Ohio

CAREER TRANSACTIONS

Mike Wright was signed as an undrafted free agent by the New England Patriots on April 29, 2005 ... Placed on injured reserve (1/6/06) ... Placed on injured reserve (12/13/07).

SEASONAL REVIEWS

♦ **2007 (9/1, 0/0):** Played in nine games and made one start before being placed on injured reserve (12/13) ... Saw his first action of the season and registered his first tackle along with one special teams tackle at Cincinnati (10/1) ... Made his first start of the season at defensive end in the Patriots' win at Dallas (10/14) ... Saw significant time in reserve at defensive end in the Patriots' comeback win over Indianapolis (11/4) ... Tallied a season-high four tackles, three of which were solo tackles ... Played in reserve at defensive end and on special teams coverage units against Pittsburgh (12/9) ... Teamed up with Jarvis Green to drop Ben Roethlisberger for a nine-yard sack in the first quarter ... Tallied four tackles.

♦ **2006 (16/4, 3/0):** Played in all 16 games, starting four contests at defensive tackle ... Led the team in tackles once (at TEN) ... Made his first career NFL start at defensive tackle against the N.Y. Jets (9/17) ... Saw significant action on the defensive front in a reserve role at Cincinnati (10/1) ... Tallied four tackles (3 solo) ... Got his hand up

and blocked an Olindo Mare 40-yard field goal in the first quarter against Miami (10/8) ... Dropped Donnie Jones for no gain on a botched punt attempt in the third quarter ... Saw significant action on the defensive front and registered two solo tackles and a forced fumble against Buffalo (10/22) ... Forced Lee Evans to fumble on the last play of the first half and the ball was recovered by Ellis Hobbs ... Played in a reserve role on the defensive front and notched four solo tackles and a fumble recovery at Green Bay (11/19) ... Recovered a fumble after Mike Vrabel strip-sacked Aaron Rodgers for a 6-yard loss in the fourth quarter ... Deflected a punt and notched a solo tackle during special teams duty

EXTRA POINTS

- Coming out of high school, Mike's only offer to play football was at Division II Ashland University. After transferring to the University of Cincinnati as a freshman, he decided to walk on to the football team after walking by a spring practice.
- Mike went to Purcell Marian High School in Cincinnati, the same school attended by Pro Football Hall of Famer Roger Staubach.

against Chicago (11/26) ... Got his fingertips on a Brad Maynard punt in the second quarter and the deflected punt traveled only 24 yards to the New England 39-yard line ... Against Detroit (12/3), Pounced on a Jon Kitna fumble that was forced by a Rosevelt Colvin strip-sack in the fourth quarter ... Saw significant action on the defensive line in the second half when Vince Wilfork left the game with an injury in the third quarter at Miami (12/10) ... Collected six tackles (3 solo) ... Started at nose tackle against Houston (12/17) ... Notched six tackles (3 solo) and a sack ... Shot through the middle and sacked David Carr for a 13-yard loss in the second quarter ... Started at nose tackle at Jacksonville (12/24) ... Notched five tackles (4 solo) and a quarterback hit ... Started at nose tackle at Tennessee (12/31) ... Led the team with a career-high 12 tackles (9 solo).

➤ **2005 (13/0, 0/0):** Played in 13 games as a rookie ... Collected 16 tackles (10 solo) while serving as a backup along the defensive line ... Placed on injured reserve (1/6/06) and missed the playoffs ... Made his NFL debut and saw action on the kickoff return unit against Carolina (9/18) ... Collected three tackles (1 solo) in defensive line play against San Diego (10/2). Stopped Michael Turner for a 2-yard loss on a rush off right guard in the fourth quarter ... Saw significant action at defensive end and registered four tackles (2 solo) against the Colts (11/7) ... Saw significant action on the defensive front and collected five tackles (4

solo) in the season finale against Miami (1/1) ... Teamed with Hank Poteat to stuff Ricky Williams for no gain.

COLLEGE

As a senior at Cincinnati in 2004, led all defensive tackles with 42 stops, while recording six tackles for loss ... Tallied a career-high eight tackles against Army ... Made six total stops and a pair of tackles for loss in the win over South Florida ... Blocked a PAT against Miami (Ohio) which was returned for a defensive score ... Played in nine games, making six starts on the defensive line for the Bearcats in 2003 ... Finished the season with 32 tackles and 4.5 tackles for loss ... Named Cincinnati's newcomer of the year on defense ... Missed the entire 2002 campaign with a knee injury in the preseason ... Joined the Bearcats as a walk-on in 2001 and was redshirted after transferring from Ashland University ... In 2000, played on special teams in seven games in his only season at Ashland.

PERSONAL

Mike Wright was born on March 1, 1982 in Cincinnati, Ohio ... Son of Gary and Chris Wright ... All-state honoree as a senior at Purcell Marian High, playing for coach Tom Stickley ... Two-year starter at defensive end ... Named to the All-City team after helping lead the team to a league title his senior year ... Majored in criminal justice at Cincinnati.

MIKE WRIGHT

Pos: DL Ht: 6-4 Wt: 295 Year: 4th Acq: FA-05 College: Cincinnati Born: 3/1/82


REGULAR SEASON		TACKLES						INTERCEPTIONS						MISCELLANEOUS					
Year	Team	G/S	TT	UT	A	S	Yds	No	Yds	Avg	Lg	TD	PD	FF	FR	Yds	TD	SpT	
2005	Patriots	13/0	16	10	6	0.0	0.0	0	0	0.0	0	0	0	0	0	0	0	0	0
2006	Patriots	16/4	47	32	15	1.0	13.0	0	0	0.0	0	0	0	1	2	0	0	7	
2007	Patriots	8/1	12	9	3	0.5	4.5	0	0	0.0	0	0	0	0	0	0	0	2	
Totals-3 years		37/5	75	51	24	1.5	17.5	0	0	0.0	0	0	0	1	2	0	0	9	

Additional Statistics— Career Blocked Field Goals: Total (1); 2006 (1)

POSTSEASON		TACKLES						INTERCEPTIONS						MISCELLANEOUS					
Year	Team	G/S	TT	UT	A	S	Yds	No	Yds	Avg	Lg	TD	PD	FF	FR	Yds	TD	SpT	
2005	Patriots	0/0																	
2006	Patriots	3/0	2	1	1	0.0	0.0	0	0	0.0	0	0	0	0	0	0	0	0	
2007	Patriots	0/0																	
Totals-3 years		3/0	2	1	1	0.0	0.0	0	0	0.0	0	0	0	0	0	0	0	0	

WRIGHT'S CAREER GAME-BY-GAME

2005	Opponent	P/S	TT	UT	A	S	Yds	Int	Yds	PD	FF	FR	SpT	W/L	Score
09/08	Oakland													W	30-20
09/18	at Carolina	p	0	0	0	-	-	-	-	-	-	-	-		L 17-27
09/25	at Pittsburgh	p	0	0	0	-	-	-	-	-	-	-	-		W 23-20
10/02	San Diego	p	3	1	2	-	-	-	-	-	-	-	-		L 17-41
10/09	at Atlanta	p	1	1	0	-	-	-	-	-	-	-	-		W 31-28
10/16	at Denver	p	1	1	0	-	-	-	-	-	-	-	-		L 20-28
10/30	Buffalo	p	0	0	0	-	-	-	-	-	-	-	-		W 21-16
11/07	Indianapolis	p	4	2	2	-	-	-	-	-	-	-	-		L 21-40
11/13	at Miami	p	1	0	1	-	-	-	-	-	-	-	-		W 23-16
11/20	New Orleans														W 24-27
11/27	at Kansas City	p	1	1	0	-	-	-	-	-	-	-	-		L 16-26
12/04	N.Y. Jets														W 16-3
12/11	at Buffalo	p	0	0	0	-	-	-	-	-	-	-	-		W 35-7
12/17	Tampa Bay	p	0	0	0	-	-	-	-	-	-	-	-		W 28-0
12/26	at N.Y. Jets	p	0	0	0	-	-	-	-	-	-	-	-		W 31-21
01/01	Miami	p	5	4	1	-	-	-	-	-	-	-	-		L 26-28
2005 Totals		13/0	16	10	6	0.0	0.0	0	0	0	0	0	0		10-6
01/07	Jacksonville														W 28-3
2005 Postseason		0/0	0	0	0	0.0	0.0	0	0	0	0	0	0		1-1
2006	Opponent	P/S	TT	UT	A	S	Yds	Int	Yds	PD	FF	FR	SpT	W/L	Score
09/10	Buffalo	p	0	0	0	-	-	-	-	-	-	-	-		W 19-17
09/17	at N.Y. Jets	S	2	1	1	-	-	-	-	-	-	-	-		W 24-17
09/24	Denver	p	0	0	0	-	-	-	-	-	-	-	-		L 7-17
10/01	at Cincinnati	p	4	3	1	-	-	-	-	-	-	-	-		W 38-13
10/08	Miami	p	1	1	0	-	-	-	-	-	-	-	-		W 26-10
10/22	at Buffalo	p	2	2	0	-	-	-	-	-	-	-	-		W 28-6
10/30	at Minnesota	p	0	0	0	-	-	-	-	-	-	-	-		W 31-7
11/05	Indianapolis	p	1	0	1	-	-	-	-	-	-	-	-		L 20-27
11/12	N.Y. Jets	p	3	1	2	-	-	-	-	-	-	-	-		L 14-17
11/19	at Green Bay	p	4	4	0	-	-	-	-	-	-	-	-		W 35-0
11/26	Chicago	p	0	0	0	-	-	-	-	-	-	-	-		W 17-13
12/03	Detroit	p	1	1	0	-	-	-	-	-	-	-	-		W 28-21
12/10	at Miami	p	6	3	3	-	-	-	-	-	-	-	-		L 0-21
12/17	Houston	S	6	3	3	1.0	13.0	-	-	-	-	-	-		W 40-7
12/24	at Jacksonville	S	5	4	1	-	-	-	-	-	-	-	-		W 24-21
12/31	at Tennessee	S	12	9	3	-	-	-	-	-	-	-	-		W 49-23
2006 Totals		16/4	47	32	15	1.0	13.0	0	0	0	1	2	7		12-4
01/07	N.Y. Jets	p	1	0	1	-	-	-	-	-	-	-	-		W 37-16
01/14	at San Diego	p	0	0	0	-	-	-	-	-	-	-	-		W 24-21
01/21	at Indianapolis	p	1	1	0	-	-	-	-	-	-	-	-		L 34-38
2006 Postseason		3/0	2	1	1	0.0	0.0	0	0	0	0	0	0		2-1
2007	Opponent	P/S	TT	UT	A	S	Yds	Int	Yds	PD	FF	FR	SpT	W/L	Score
09/09	at N.Y. Jets														W 38-14
09/16	San Diego														W 38-14
09/23	Buffalo														W 38-7
10/01	at Cincinnati	p	1	1	0	-	-	-	-	-	-	-	-		W 34-13
10/07	Cleveland	p	0	0	0	-	-	-	-	-	-	-	-		W 34-17
10/14	Dallas	S	2	2	0	-	-	-	-	-	-	-	-		W 48-27
10/21	at Miami														W 49-28
10/28	Washington														W 52-7
11/04	at Indianapolis	p	4	3	1	-	-	-	-	-	-	-	-		W 24-20
11/18	at Buffalo	p	0	0	0	-	-	-	-	-	-	-	-		W 56-10
11/25	Philadelphia	p	1	1	0	-	-	-	-	-	-	-	-		W 31-28
12/03	at Baltimore	p	0	0	0	-	-	-	-	-	-	-	-		W 27-24
12/09	Pittsburgh	p	4	2	0	0.5	4.5	-	-	-	-	-	-		W 34-13
12/16	N.Y. Jets														W 20-10
2007 Totals		8/12	9	3	0.5	4.5	0	0	0	0	0	0	2		16-0



BILLY YATES

74

GUARD

SUPER BOWLS:

04

6-2 ✦ 305 lbs ✦ Born 04/15/80 ✦ Exp. (NFL/Patriots): 5/4
GP/GS (Playoffs): 18/4 (1/0) ✦ Acq: FA-05 ✦ Texas A&M ✦ Fort Worth, Texas

CAREER TRANSACTIONS

Billy Yates joined the Patriots as a practice squad player on Sept. 11, 2004 ... Originally signed by the Miami Dolphins as an undrafted rookie free agent in 2003 ... Waived by the Dolphins (9/5/04) ... Signed to the Patriots' active roster (2/4/05) ... Released by the Patriots (9/3/05) ... Signed to the Patriots practice squad (9/4/05) ... Signed to the Patriots' active roster (11/12/05) ... Released by the Patriots (9/2/06) ... Signed to the Patriots practice squad (9/3/06) ... Signed to the Patriots' active roster (10/21/06) ... Placed on injured reserve (11/13/06).

SEASONAL REVIEWS

✦ **2007 (7/1, 0/0):** Set a single-season career high with seven games played in 2007 ... Saw his first action of the season with a start at right guard against San Diego (9/16) and contributed to a line that helped Tom Brady throw for 279 passing yards and three touchdowns ... Played in a reserve role at guard in the Patriots' victory over Buffalo (9/23) ... Contributed in a reserve role at right guard in the Patriots' win at Cincinnati (10/1) ... Returned to action in a reserve role on special teams protection units at Miami (10/21) ... Played in a reserve role at right guard and on special teams protection units at Buffalo (11/18) ... Returned to action in reserve at right guard and on special teams protection units versus Pittsburgh (12/9) ... Played in reserve on special teams protection units in the Patriots' victory at the New York Giants (12/29) ... Listed as a day-of-game inactive for all three playoff games.

✦ **2006 (4/3, 0/0):** Signed from the practice squad on Oct. 21 and saw action in four games with three starts at right guard before being placed on injured reserve on Nov. 13 ... Made his first NFL start at right guard in the Patriots' victory against Minnesota (10/30) ... Was a member of an offensive front that gave Tom Brady enough time to throw for 372 yards and tie his career high with four touchdown tosses ... Helped to pave the way for a running game that averaged 5.7 yards per carry, gaining 85 yards on just 15 rushes ... Started at right guard against Indianapolis (11/5) ... Member of an offensive front that did not allow a sack on 35 pass attempts ... Started at right guard, but left the game in the third quarter with an injury against the Jets (11/12).

✦ **2005 (4/0, 1/0):** Saw action in four regular-season games and one playoff contest after being signed from the practice

squad on Nov. 12 ... Saw action at guard late in the fourth quarter against New Orleans (11/20) ... Saw action right guard against Miami (1/1). Member of an offensive line that allowed just one sack for one yard.

✦ **2004 (0/0, 0/0):** Signed to the Patriots practice squad (9/11) and was a member of the squad for the remainder of the regular season and through the first two rounds of the playoffs ... Signed to the Patriots' active roster (2/4/05) and was inactive for Super Bowl XXXIX.

✦ **2003 (3/0 – Miami):** Played in three games in a reserve role for the Dolphins ... Made his NFL debut on special teams against the N.Y. Giants (10/5) ... Had extensive playing time as the Dolphins rushed for 141 yards in a 9-6 overtime win over Baltimore (11/16).

COLLEGE

Was a four-year letterman for Texas A&M (1999-2002) ... Started at guard in all 20 games in which he played over his final two seasons ... As a senior, helped open holes for the Aggies to average 161 rushing yards per game, racking up a grand total of 1,771 ground yards on the season ... As a junior in 2001, helped power the Aggies to 1,541 total rushing yards ... Saw action as a reserve in his freshman and sophomore seasons as Texas A&M averaged 169 rushing yards per game.

PERSONAL

Billy LaQuayne Yates was born on April 15, 1980 in Fort Worth, Texas ... Was a two time all-state selection at Corsicana (Texas) High School ... Also lettered in basketball and track ... His favorite sports team growing up was the Dallas Cowboys and his favorite athlete was Michael Jordan ... Majored in agricultural development at Texas A&M ... Married to Tamika.

EXTRA POINTS

- ✦ Billy's cousin Taje Allen, played cornerback for the St. Louis Rams and the Kansas City Chiefs. The two share the same middle name, LaQuayne.
- ✦ Billy would like to pursue a career in coaching when his playing days are over.



JEROD MAYO

51

LINEBACKER

6-1 > 242 lbs > Exp. (NFL/Patriots): Rookie > D1-08 (10th)
Born 2/23/86 > Tennessee > Hampton, Virginia

HOW ACQUIRED

Jerod Mayo was drafted by the New England Patriots in the first round (10th overall) of the 2008 NFL Draft.

COLLEGE

Started 26 of 32 games at Tennessee ... Recorded 236 tackles (137 solos) with six quarterback pressures, 6.5 sacks for minus 51 yards and 21 stops for losses of 82 yards ... Recovered and caused a fumble, deflected three passes and intercepted another for a 34-yard touchdown return ... His 140 tackles in 2007 were the most by a Tennessee player since 1990 ... His 61 assisted tackles in 2007 were the most by a Volunteer defender since 1984 ... His nineteen tackles versus Kentucky in 2007 were the most by a Tennessee player since 1988. **2007 (Senior):** All-American second-team choice by The NFL Draft Report ... Consensus All-Southeastern Conference first-team selection ... Member of the SEC Good Works Team ... Moved to middle linebacker, starting all 14 games ... Recorded a career-high 140 tackles (79 solos) ... Had 1.5 sacks for minus 11 yards, 8.5 stops for losses of 31 yards and five quarterback pressures ... Caused a fumble and batted away two passes ... Returned an interception 34 yards for a touchdown ... Served as the defensive squad's co-captain ... Registered 62 tackles during his final four

contests. **2006 (Junior):** Rivals.com All-American second-team selection ... Started 11 contests at weak-side outside linebacker ... Finished third on the team with 83 tackles (48 solos), including five sacks for minus 40 yards, 12.5 stops for losses of 51 yards and a quarterback pressure ... Recovered one fumble and deflected a pass. **2005 (Sophomore):** Appeared in six games at weak-side outside linebacker. He finished with 13 tackles (10 solos). **2004 (Redshirt):** Redshirted his freshman year at Tennessee.

PERSONAL

Jerod Mayo was born February 23, 1986 ... At Kecoughtan High School in Hampton, Va., Mayo lettered three times in football as a linebacker and a running back ... Was a Prep Star All-American and 2003 Defensive Player of the Year in the Virginia Peninsula area ... Added All-State and first-team All-District honors as a senior ... As a senior, recorded 110 tackles, including 18 for loss, and two interceptions ... Also played running back for seven games, picking up 1,245 rushing yards and scoring 13 touchdowns and five two-point conversions during his final campaign ... Was a first-team All-District, All-Area and All-Region choice as junior in 2002 while recording 68 tackles including 22 for loss, four interceptions and three sacks ... Earned Southeastern Conference Freshman Academic Honor Roll recognition in 2004 ... Majored in sport management at Tennessee.

JEROD MAYO

Pos: LB Ht: 6-1 Wt: 242 Year: R Acq: D1-08 (10th) College: Tennessee Born: 2/23/86

DEFENSIVE STATISTICS

Year	Team	G/S	TT	UT	A	FR	FC	INT	SACK	YDS
2005	Tennessee	6/1	13	10	3	0	0	0	0	0.0
2006	Tennessee	12/11	83	48	35	1	0	0	5.0	40.0
2007	Tennessee	14/14	140	79	61	0	1	1	1.5	11.0
Career Totals		32/26	236	137	99	1	1	1	6.5	51.0

ADDITIONAL STATISTICS: Interceptions – 1 for 34 yards and a touchdown



5-9 > 183 lbs > Exp. (NFL/Patriots): Rookie > D2-08 (62nd)
Born 5/5/85 > Colorado > Plano, Texas

HOW ACQUIRED

Terrence Wheatley was drafted by the New England Patriots in the second round (62nd overall) of the 2008 NFL Draft.

COLLEGE

Wheatley's 1,350 yards on kickoff returns rank second Colorado history ... His 14 interceptions were tied for second ... Returned two interceptions for touchdowns, one shy of the school record ... His five interceptions in 2006 are ranked fifth on the school's single-season record list.

2007 (Senior): Started the first 10 games of the regular season at left cornerback until being sidelined for the last two, but came back to start in the Independence Bowl ... Earned third-team All-America honors from Rivals.com, and was tabbed as a first-team All-Big 12 performer by the Associated Press and the league's coaches ... Also selected by the coaches as an honorable mention pick at kick returner ... Had 42 tackles on the season (32 solo), with four third down stops, and five interceptions ... Tied a school record when he became the first Buffalo in 25 years to intercept three passes in a game at Texas Tech. **2006 (Junior):** All-Big Twelve Conference first-team selection by the league's coaches, adding second-team honors from the Associated Press, Houston Chronicle and San Antonio Express-News ... Also earned first-team All-Colorado honors from the state's chapter of the National Football Foundation ... One of just four players on the team to start all twelve games, leading the team by participating in a career-high 776 plays ... Lined up at the right cornerback position, recording 58 tackles (43 solos) with 1.5 sacks for minus 5 yards, 4.5 stops for losses of 10 yards and four quarterback pressures. **2005 (Medical Hardship):** Was granted a medical hardship for the 2005

season. **2004 (Sophomore):** Played in every game, starting the final five contests at right cornerback ... Earned Player of the Game honors versus both Texas and Kansas ... Saw action in 535 plays, recording 37 tackles (31 solos) with a stop for a 1-yard loss ... Deflected three passes and finished second on the team with four interceptions for 63 yards (15.8 avg) and a touchdown. **2003 (Freshman):** Appeared in 12 games on special teams and in six contests on defense, starting at right cornerback versus Texas and Kansas ... Participated in 268 plays, making 30 tackles (22 solos) with five pass deflections ... Returned two kickoffs for 57 yards (29.5 avg) and made five special teams tackles, one inside-the-20, and a downed punt.

PERSONAL

Terrence Wheatley was born May 5, 1985 in Walnut Creek, California ... Attended Plano East High School ... During his final campaign, Wheatley recorded 82 tackles (three for loss), along with five interceptions, nine pass deflections, one forced fumble and one fumble recovery ... On offense, he caught 25 passes for 410 yards and three touchdowns, as he averaged 35 yards per kick return and 15 yards per punt return on special teams ... Was the Texas Relay champion in the triple jump (48-5) his junior year, and he won district championships in the 100, long jump and triple jump as a that campaign ... District champion in the triple jump as a sophomore ... Was an Honor Roll student ... His father, Randolph, ran track at Arizona State ... Nicknamed "T-Wheat" ... Played both the saxophone and trumpet as a youth ... Was an economics major with a minor in business at Colorado.

TERRENCE WHEATLEY

Pos: CB Ht: 5-9 Wt: 183 Year: R Acq: D2-08 (62nd) College: Colorado Born: 5/5/85

DEFENSIVE STATISTICS

Year	Team	G/S	TT	UT	A	S	Yds	Int	Yds	Avg	PD	FF	FR
2003	Colorado	6/2	24	19	5	0	0.0	0	0	0.0	5	0	0
2004	Colorado	13/5	33	27	6	0	0.0	4	63	15.8	3	0	0
2005	Colorado	Medical Hardship											
2006	Colorado	12/12	57	46	11	1.5	5.0	5	26	5.2	11	1	2
2007	Colorado	10/10	42	21	10	0	0.0	5	65	13.0	12	1	0
Career Totals		40/28	156	124	32	1.5	5.0	14	154	11.0	31	2	2



SHAWN CRABLE

98

LINEBACKER

6-5 ✶ 243 lbs ✶ Exp. (NFL/Patriots): Rookie ✶ D3-08 (78th)
 Born 12/26/84 ✶ Michigan ✶ Massillon, Ohio

HOW ACQUIRED

Shawn Crable was drafted by the New England Patriots in the third round (78th overall) of the 2008 NFL Draft.

COLLEGE

In 47 games on defense, Crable started 20 contests at strong-side linebacker ... He recorded 148 tackles (101 solos), ranking tied for 10th on the school's all-time record list ... Had 16 sacks for minus 102 yards and finishing seventh in Wolverines annals with 43 stops for losses of 163 yards ... Was credited with six quarterback pressures, six forced fumbles and two fumble recoveries, returning one 10 yards ... Also deflected nine passes ... His 43 tackles for losses rank seventh on the school's career-record list ... His 28.5 stops behind the line of scrimmage in 2007 set a Michigan season-record. **2007 (Senior):** All-American second-team choice by the Walter Camp Football Foundation, earning third-team honors from The NFL Draft Report and Rivals.com ... Butkus Award and Bednarik Award semi-finalist ... Served as one of the team's three captains ... Ranking second in the nation with a school season-record 28.5 stops for losses of 85 yards ... Named a second-team All-Big Ten Conference pick ... Started 12 games at outside linebacker and ranked second on the squad with a career-high 90 tackles (55 solos) and 7.5 sacks for minus 38 yards ... Added four quarterback pressures with four forced fumbles, a pass deflection and

a fumble recovery. **2006 (Junior):** All-Big Ten Conference second-team choice by the league's coaches, adding honorable mention from the media ... Started eight of 13 games at outside line-backer ... Part of a squad that led the nation in rush defense (43.43 ypg) and ranked tenth in total defense (268.31 ypg) ... Ranked sixth on the team with 37 tackles (28 solos), fourth with 4.5 sacks for minus 26 yards and third with 10.5 stops for losses of 40 yards ... Caused two fumbles and gained 10 yards on a fumble recovery ... Also deflected three passes. **2005 (Sophomore):** Played in all 12 games ... Recorded 14 tackles (12 solos) with three sacks for minus 30 yards, one quarter-back pressure and three pass deflections. **2004 (Freshman):** Played in nine games at strong-side linebacker, recording seven tackles (6 solos) with an 8-yard ... Also deflected two passes. 2003 (Redshirt): Redshirted as a freshman.

PERSONAL

Shawn Crable was born December 26, 1984 ... Attended Washington (Massillon, Ohio) High School ... Made 75 tackles, 17 sacks, three forced fumbles and two interceptions as a senior ... Recorded 125 tackles, six sacks, 19 stops for losses and two interceptions as a junior ... Lettered four times in basketball, averaging 18 points and 10 rebounds during his junior season ... Three-year letterman in track, running the 100-meter dash in 10.7 seconds and anchored the 4x100 relay team ... Was a general studies major at Michigan.

SHAWN CRABLE

Pos: LB Ht: 6-5 Wt: 243 Year: R Acq: D3-08 (78th) College: Michigan Born: 12/26/84

DEFENSIVE STATISTICS

Year	Team	G/S	TT	UT	A	S	Yds	FR
2004	Michigan	9/0	7	6	1	1	8.0	0
2005	Michigan	12/0	14	12	2	3	30.0	0
2006	Michigan	13/8	37	28	9	4.5	26.0	1
2007	Michigan	13/12	90	55	35	7.5	38.0	1
Career Totals		47/20	148	101	47	16	102.0	2



QUARTERBACK

6-5 > 225 lbs > Exp. (NFL/Patriots): Rookie > D3-08 (94th)
 Born 5/25/85 > San Diego State > Carlsbad, Calif.

HOW ACQUIRED

Kevin O'Connell was drafted by the New England Patriots in the third round (94th overall) of the 2008 NFL Draft.

COLLEGE

In 40 games at San Diego State, the four-time team captain gained 7,689 yards on 664 of 1,151 passes (57.69 pct.), 46 touchdowns and 34 interceptions ... Totaled 1,312 yards on 396 carries (3.3 avg) and 19 touchdowns ... Added 44 yards on two receptions and a pair of solo tackles ... Touched the ball 1,547 times for 9,001 yards in total offense, an average of 222.03 yards per game ... Finished second in Aztec annals with 9,001 yards in total offense ... His 7,689 yards passing rank third on the school career list ... His 46 touchdown passes are ranked fourth. **2007 (Senior):** Earned All-Mountain West Conference second-team honors ... Became the first player to lead the Aztecs in both rushing and passing in the same season, as he ranked first in the MWC and 23rd nationally in total offense per game (289.2 yards per game) and was second in the league in passing average (255.2 ypg) ... Completed 257-of-439 passes (58.5 pct.) for 3,063 yards, 15 touchdowns and eight interceptions ... Paced the Aztecs with 135 carries for 408 yards (3.0 avg.), a school record for quarterbacks and set another SDSU record with 11 touchdowns on the ground ... Also caught two passes for 44 yards ... His 3,471 yards in total offense rank fourth on the school chart. **2006**

(Junior): Appeared in seven games, starting four ... Hit on 59-of-101 attempts (58.4 pct.) for 635 yards, including five interceptions and three touchdowns ... Rushed 48 times for 155 yards (3.2-yard average) with two scores. **2005 (Sophomore):** Started all 12 games ... Tallied 3,065 yards in total offense ... Threw for 2,663 yards on 233-of-375 chances (62.1 pct.), as he produced 19 touchdowns and 12 interceptions ... Ranked second on the team with 402 yards and five touchdowns on 140 carries (2.9-yard average). **2004 (Freshman):** Was named team captain midway through the 2004 season, taking over at quarterback for the final five games while competing in nine contests ... Ranked third on the team with 347 yards and a score on 73 carries (4.8 avg.) ... Connected on 115-of-236 tosses (48.7 pct.) for 1,328 yards, nine touchdowns and nine interceptions, amassing 1,675 yards in total offense. 2003 (Redshirt): Redshirted his first year at San Diego State.

PERSONAL

Kevin O'Connell was born May 25, 1985, in Knoxville, Tenn ... Attended La Costa Canyon (Carlsbad, Calif.) High School, lettering three times in football and twice in basketball ... Named All-Region by Super Prep and honorable mention All-Region by Prep Star ... Added All-League, All-North County and All-San Diego accolades ... Majored in political science at San Diego State.

KEVIN O'CONNELL

Pos: QB Ht: 6-5 Wt: 225 Year: R Acq: D3-08 (94th) College: S.D. State Born: 5/25/85

OFFENSIVE STATISTICS

Year	Team	G/S	Att.	Com.	Yds.	TD	INT	Rush	Yds	Rush TD	Tot. Off.
2004	S.D. State	9/5	236	115	1,328	9	9	73	347	1	1,675
2005	S.D. State	12/12	375	233	2,663	19	12	140	402	5	3,065
2006	S.D. State	7/4	101	59	635	3	5	48	155	2	790
2007	S.D. State	12/12	439	257	3,063	15	8	135	408	11	3,471
Career Totals		40/33	1,151	664	7,689	46	34	386	1,312	19	9,001



JONATHAN WILHITE

24

CORNERBACK

5-11 ✧ 185 lbs ✧ Exp. (NFL/Patriots): Rookie ✧ D4-08 (129th)
Born 2/23/84 ✧ Auburn ✧ Monroe, La.

HOW ACQUIRED

Jonathan Wilhite was drafted by the New England Patriots in the fourth round (129th overall) of the 2008 NFL Draft.

COLLEGE

Appeared in 34 games at Auburn, starting 23 after transferring from Butler County Community College ... In three seasons at Auburn, he recorded 101 tackles (77 solos), three interceptions, a 9-yard sack, caused and recovered a fumble and deflected 14 passes. **2007 (Senior):** Started six games, two at right cornerback and four at nickel back ... Posted 30 tackles (22 solos) with a sack and a fumble recovery ... Also knocked down two passes and intercepted two others. **2006 (Junior):** Started in 10 games, finishing with 24 tackles, five pass deflections and a forced fumble. **2005 (Sophomore):** Played in all 12 games, starting the last seven ... Second on the team with seven pass deflections ... Had five deflections in his last seven games ... Fifth on the team with 47 tackles. **2004 (Freshman – Butler County**

Community College): Posted 44 tackles (23 solos) with seven pass deflections and ranked among the nation's leaders with five interceptions ... Earned National Junior College All-American team and All-Conference first-team accolades that season ... College Football News rated him the best junior college cornerback in the country during his freshman campaign ... National Junior College All-American team... J.C. Grid Wire Honorable Mention ... College Football News.com's Top JUCO Cornerbacks... First-team All-Jayhawk Conference ... SuperPrep JUCO 100 ... NJCAA honorable mention preseason All-American.

PERSONAL

Jonathan Wilhite was born Feb. 23, 1984 the son of Glenda Miley ... Attended Ouachita (Monroe, La.) High School, playing football for head coach John Causey ... All-Northeast Louisiana ... All-District second-team ... Played receiver and running back in high school ... Majored in sociology at Auburn.

JONATHAN WILHITE

Pos: CB Ht: 5-11 Wt: 185 Year: R Acq: D4-08 (129th) College: Auburn Born: 2/23/84

DEFENSIVE STATISTICS

Year	Team	G/S	TT	UT	A	S	Yds	Int	Yds	PD	FF	FR
2005	Auburn	12/7	47	35	12	0	0.0	1	0.0	7	0	0
2006	Auburn	10/10	24	20	4	0	0.0	0	0.0	5	1	0
2007	Auburn	12/6	30	22	8	1	9.0	2	9.0	2	0	1
Career Totals		34/23	101	77	24	1	9.0	3	9.0	14	1	1



6-0 > 198 lbs > Exp. (NFL/Patriots): Rookie > D5-08 (153rd)
Born 9/9/85 > UCLA > Anaheim, Calif.

HOW ACQUIRED

Matthew Slater was drafted by the New England Patriots in the fifth round (153rd overall) of the 2008 NFL Draft.

COLLEGE

2007 (Senior): Was named to the first-team All-Pacific-10 conference team as the kick returner and named to SI.com's All-America Team as a kick returner ... Slater's three touchdowns in 2007 set new UCLA records for kickoff return touchdowns in a season and a career ... Also tied the Pac-10 season record ... Averaged 29.0 yards on 34 kickoff returns, first in the Pac-10 and 12th in the NCAA ... He tied for the national lead with three touchdowns on kickoff returns ... His 986 yards were a UCLA single-season record and his 34 returns were also a new record ... His average of 29.0 is the highest in UCLA history among players with at least 20 kickoff returns in a season. **2006 (Junior):** He appeared in all 13 games, including two (Washington and Arizona) on defense ... Excelled on kick coverage, specializing on big hits on kick returners to help minimize kick return yardage ... On the year, he made nine tackles, including six solos. **2005 (Sophomore):** A reserve wide receiver, he saw action in two games (15 snaps against Oregon State and nine at Stanford) but did not make a reception. **2004 (Second Year Freshman):** Saw limited action as a second-year freshman. **2003 (Freshman):** Did not see action in his first season in the program.

PERSONAL

Matthew Wilson Slater was born September 9, 1985 to Jackie and Annie Slater ... Lettered in football for two seasons at Servite High School (Anaheim, Calif.) ... All-West selection by Prep Star ... Three-star selection by rivals.com ... Rated No. 75 prospect in the West by rivals.com ... Ranked No. 56 nationally among receivers by rivals.com ... Two-time All-Serra League selection ... As a senior, he made 39 receptions for 707 yards and five touchdowns ... Standout performer in track, finishing second (tied) at the CIF State meet in the 100m (10.67) and fourth in the 200m (21.39) ... His 4 x 100m relay team was CIF champion ... Selected 2003 Orange County Register Boys Track and Field Athlete of the Year as a senior ... As a junior, he made 23 catches for 333 yards and two touchdowns ... Won the CIF Division III 100 and 200 meters ... Owns Servite school records in the 100 (10.62) and 200 meters (21.39) ... Father is a former Los Angeles Ram and NFL Hall of Fame offensive lineman Jackie Slater ... Has one brother, David ... NFL receiver Isaac Bruce is the athlete he admires most and after whom he patterns his style of play ... Enjoys participating in Children Ministries with his Church in his spare time ... Was an honor roll student at UCLA and a political science major.


MATTHEW SLATER

Pos: WR Ht: 6-0 Wt: 198 Year: R Acq: D5-08 (153rd) College: UCLA Born: 9/9/85

KICK RETURNS

Year	Team	No	Yds	Avg	Lg	TD
2004	UCLA	0	0	0	0	0
2005	UCLA	0	0	0	0	0
2006	UCLA	0	0	0	0	0
2007	UCLA	34	986	29.0	100	3
Career Totals		34	986	29.0	100	3

Additional Career Stats: 25 tackles (20 solo); 1 sack; 2 rush for -6 yards; 1 FR for 2 yards; 1 PR for -7 yards; 9 SpT (3 solo);



BO RUUD

91

LINEBACKER

6-3 ✧ 235 lbs ✧ Exp. (NFL/Patriots): Rookie ✧ D6-08 (1977th)
 Born 9/2/84 ✧ Nebraska ✧ Lincoln, Nebraska

HOW ACQUIRED

Bo Ruud was drafted by the New England Patriots in the sixth round (197th overall) of the 2008 NFL Draft.

COLLEGE

In 46 games at Nebraska, Ruud started 33 contests ... Registered 216 tackles (117 solo) with 4.5 sacks for minus-43 yards, 25 stops for losses of 84 yards and 16 quarterback pressures ... Caused six fumbles and recovered two others, returning two for a total of 53 yards ... Deflected 13 passes and intercepted five others for 208 yards in returns, including three touchdowns ... His three interceptions for touchdowns tied a school record ... First-Team All-Big 12 in 2006 ... Three-Time Honorable-Mention All-Big 12. **2007 (Senior):** Finished the year tied for fifth on the team with 54 tackles, including 28 solo stops ... Also added four tackles for loss and caused a pair of fumbles ... Returned an interception 34 yards for a touchdown to ignite the comeback win over Ball State ... Also had a 93-yard interception return for a touchdown ... Recipient of Nebraska's Guy Chamberlin Trophy. **2006 (Junior):** Tied for fourth on the team with 65 tackles and was seventh on the team with seven tackles for loss ... Had two sacks and was one of only two Huskers with at least two interceptions. **2005 (Sophomore):** Started the final 10 games of the regular season, finishing with 80 total tackles to rank third on the team and was tied for third on the squad with 14 tackles for loss totaling 44 yards.

2004 (Freshman): Played in all 11 games and finished with 17 total tackles, including 12 solo stops, and added two quarterback pressures against Baylor. **2003 (Redshirt):** Suited up for several games, but ultimately redshirted in his first year.

PERSONAL

Bo Ruud was born the son of Tom Ruud and the late Jaime Ruud on Sept. 2, 1984 ... Was a standout at Lincoln Southeast, and was Nebraska's earliest ever commitment, pledging his intention in June of 2001, 20 months before 2003 signing day ... Helped the Knights to two Class A state titles ... Was a two-way star, playing running back and linebacker ... Had 70 total tackles, including 51 solo stops, as a senior ... Rushed for 1,385 yards and 15 touchdowns and caught four passes for 125 yards and a pair of touchdowns ... Named the honorary captain of the *Lincoln Journal Star's* Super-State team and was a first-team pick as a running back ... *The Omaha World-Herald* named him to its All-Nebraska team as a linebacker and made him the honorary captain on the defense ... Was the sixth member of the Ruud clan to play football for Nebraska along with his brother, Barrett, father Tom, two uncles and great grandfather ... Tom Ruud played in the NFL for five seasons and Barrett Ruud is currently a linebacker for Tampa Bay ... Was a business administration major at Nebraska and earned his bachelor's degree from Nebraska in December of 2007.


BO RUUD

Pos: LB Ht: 6-3 Wt: 235 Year: R Acq: D6-08 (1977th) College: Nebraska Born: 9/2/84

DEFENSIVE STATISTICS

Year	Team	G/S	TT	UT	A	FR	FF	SACK	YDS
2003	Nebraska				Redshirt				
2004	Nebraska	11/0	17	12	5	0	0	0	0
2005	Nebraska	11/10	80	41	39	2	1	2.5	20
2006	Nebraska	14/13	65	36	29	2	3	2	23
2007	Nebraska	10/10	54	28	26	0	2	0	0
Career Totals		46/33	216	117	99	4	6	4.5	43

Additional Statistics: Interceptions – 5 for 208 yards and 3 touchdowns.



MARK DILLARD

30

SAFETY

5-11 > 210 lbs > Born 12/5/86 > Exp. (NFL/Patriots): 1/1
GP/GS (Playoffs): 0/0 > Acq: FA-08 > Louisiana Tech > Baton Rouge, La.

PRO

Mark Dillard was signed by the Patriots as an undrafted free agent on May 2, 2008.


COLLEGE

As a senior in 2007, played in 12 games and started in 11 of those contests... Moved to linebacker during the season... Finished third on the team with 87 tackles... Tallied a career-high 15 tackles against Boise State... Named WAC Defensive Player of the Week for performance against San Jose State that included 13 tackles, 2 forced fumbles and a sack... As a junior in 2006, played in 13 games, making 33 tackles... Also intercepted two passes... As a sophomore in 2005, played in 11 games, making nine starts at running back for the Bulldogs... Tallied 155 carries for 672 yards and eight touchdowns... Had two 100-yard rushing

performances, including a career-high 155 yards and two touchdowns against Hawaii... Saw action in seven games at running back as a freshman in 2004.

PERSONAL

Mark Dillard was born the son of Mark and Ernestine Dillard on December 5, 1986... Lettered three years at Glen Oaks High School (Baton Rouge, La.) where he played strong safety and running back... Rushed for over 1,300 yards and 21 touchdowns... Also recorded over 120 tackles... Won the 2004 Louisiana Class 5A State Championship in the 100 and 400-meters... Was a member of the outdoor track and field team at Louisiana Tech... Helped to lead his 400-meter relay team to the WAC Outdoor Championship in 2006... Finished fourth in the 100-meters and 200 at the 2005 WAC Championships.



BENJARVUS GREEN-ELLIS

42

RUNNING BACK

5-11 > 215lbs. > Born 7/2/85 > Exp. (NFL/Patriots): 1/1
GP/GS (Playoffs): 0/0 > FA-08 > Mississippi > New Orleans, La.

PRO

BenJarvus Green-Ellis was signed by the Patriots as an undrafted free agent on May 2, 2008.

COLLEGE

As a senior in 2007, became only the second Rebel running back to reach the 1,000-yard single-season mark twice in his career, gaining 1,137 yards rushing... Posted five 100-yard rushing game to go along with six touchdowns... Earned a career-high 226 yards on 33 carries with one touchdown against Missouri... As a junior in 2006, finished with 1,000 yards rushing on 234 carries and seven touchdowns... Set a school record with his 234 rushing attempts... An All-SEC

first team selection by the Associated Press... Redshirted at Mississippi in 2005... As a sophomore at Indiana in 2004, led the team with 794 yards rushing on 231 carries and five touchdowns... As a freshman in 2003, carried the ball 225 times for 938 yards and seven touchdowns.

PERSONAL

BenJarvus Green-Ellis was born the son of Latonia Green on July 2, 1985... Attended St. Augustine High School (New Orleans, La.) and played both running back and fullback... Earned All-District recognition from *The Times-Picayune* and *The Clarion Herald* in his senior season... All-City and All-Metro selection... Also lettered twice in track and field... Was a business management major at Mississippi.



GARY GUYTON

48

LINEBACKER

6-3 > 242 lbs > Born 11/14/85 > Exp. (NFL/Patriots): 1/1
GP/GS (Playoffs): 0/0 > FA-08 > Georgia Tech > Hinesville, Ga.

PRO

Gary Guyton was signed by the Patriots as an undrafted free agent on May 2, 2008.

COLLEGE

As a senior in 2007, finished second on the team in total tackles with 78 while starting all 13 games... Had a career-high five sacks... Averaged more than one tackle-for-loss per game (1.04)... As a junior in 2006, totaled 29 tackles while making 12 starts at outside linebacker... Contributed a key 38-yard fumble return for a touchdown in a win at Virginia Tech... As a sophomore in 2005, made 19 tackles, one sack and one pass defended... As a freshman in 2004, saw action in 12 games on special teams.

PERSONAL

Gary Guyton was born the son of Janice and Gary Guyton, Sr. on November 14, 1985... Attended Bradwell Institute (Hinesville, Ga.) where he was a three-year letterman... Named to the *Atlanta Journal Constitution's* Top 50 in Georgia... All-Southeast regional selection by Prep Star... Compiled 56 tackles, three sacks, three fumble recoveries, five passes defended and a blocked kick as a senior... Tallied a career-high 59 tackles as a junior... Was a management major at Georgia Tech.



JIMMY MARTIN

60

GUARD

6-5 > 306 lbs. > Born 10/19/82 > Exp. (NFL/Patriots): 1/1
GP/GS (Playoffs): 0/0 > Acq: FA-08 > Virginia Tech > Chantilly, Va.

PRO

Jimmy Martin was drafted by the San Diego Chargers in the seventh round (227th overall) of the 2006 NFL Draft... Released by San Diego on August 28, 2006... Spent three two-week stints on the Minnesota Vikings practice squad during the 2006 season... Released by Minnesota on September 2, 2007... Spent the rest of the 2007 season out of football.

2007 NFL EUROPA


Allocated by Minnesota to NFL Europa, where he played for the Rhein Fire in spring 2007.

COLLEGE

Ran off an impressive streak of 45 consecutive starts in four years at Virginia Tech after stepping into the starting lineup for the final seven games of his freshman season... A second Team All-ACC performer as a senior.

PERSONAL

Jimmy Martin was born the son of Susan and Jim Martin on October 19, 1982... Attended Chantilly High School where he gained first-team all-region recognition on defense and was an honorable mention Group AAA all-state pick... Also lettered as a first baseman on the baseball team and earned first-team all-district honors as a senior... Majored in apparel, housing, resource management at Virginia Tech.



CHRIS NORWELL

76

DEFENSIVE END

6-6 > 303 lbs > Born 2/12/1985 > Exp. (NFL/Patriots): 1/1
GP/GS (Playoffs): 0/0 > Acq: FA-08 > Illinois > Cincinnati, Ohio

PRO


Chris Norwell was signed by the Patriots as an undrafted free agent May 2, 2008.

COLLEGE

As a senior in 2007, tallied 32 tackles and led the Big Ten Conference in fumble recoveries with three... Had a season-high five tackles at Iowa... As a junior in 2006, played in all 12 games and made 11 starts at defensive tackle... Ranked ninth in the Big Ten in tackles for a loss averaging more than one per game... As a sophomore in 2005, was named Most Improved Player, starting all 11 games at defensive tackle... Led all defensive linemen in tackles with 46... As a freshman in 2004, started all 11 games, totaling 40 tackles... Named to *The Sporting News'* Freshman All-Big Ten team.

PERSONAL

Chris Norwell was born the son of Julia and Ivar Norwell on February 12, 1985... Attended Anderson High School (Cincinnati, Ohio) where he was twice named second team All-Southwest Ohio... Led all Cincinnati preps in tackles for a loss with 33, while registering 80 tackles... Excelled in basketball and is Anderson's all-time leading scorer and rebounder... Earned seven letters at Anderson with four in basketball and three in football... Was recruited in both basketball and football... Graduated from Illinois with a degree in speech communication and is working on a second degree in community health.



ROBERT ORTIZ

14

WIDE RECEIVER

6-1 > 188 lbs > Born 5/30/1983 > Exp. (NFL/Patriots): 1/1
GP/GS (Playoffs): 0/0 > Acq: FA-08 > San Diego State > San Diego, Calif.

PRO

Robert Ortiz was signed by the San Diego Chargers as an undrafted free agent on May 4, 2006... Released by San Diego on September 2, 2006... Signed by the Seattle Seahawks on June 28, 2007... Released by Seattle on August 28, 2007... Signed by the Patriots as a free agent on May 15, 2008.

COLLEGE

Finished his career at San Diego State with 137 catches for 1,620 yards and 13 touchdowns... Became a starter after walking on to the school's football team... As a senior in 2005, was the team's second-leading receiver... As a junior in 2004, tied for the team lead with six touchdown catches and ranked second with 52 catches for 728 yards... Redshirted in 2001.

PERSONAL

Robert Ortiz was born the son of Judy and Robert Ortiz on May 30, 1983... Attended Horizon High School (San Diego, Calif.) where he was a first-team All-Coastal League and second-team All-CIF as a senior... Played wide receiver and defensive back in high school... Also lettered in basketball, baseball and track... Earned academic all-conference honors... Graduated with a degree in communications from San Diego State.



VINCE REDD

47

LINEBACKER

6-6 ➤ 260 lbs ➤ Born 9/1/1985 ➤ Exp. (NFL/Patriots): 1/1
 GP/GS (Playoffs): 0/0 ➤ Acq: FA-08 ➤ Liberty ➤ Elizabethton, Tenn.

PRO

Vince Redd was signed by the Patriots as an undrafted free agent on May 2, 2008.

COLLEGE

In 2007, Redd had 63 total tackles, 6.5 sacks and two interceptions... Redshirted for the 2006 season... In 2005, saw playing time in 10 out of 12 games at Virginia... Finished with 16 tackles and three tackles for a loss... In 2004 with the Cavaliers, played in all 12 games... Saw time at linebacker and on special teams return units.

PERSONAL

Vince Redd was born the son of Valerie and Vincent Redd on September 1, 1985... Attended Elizabethton High School and was listed as the No. 12 defensive end nationally by Tom Lemming... Was the No. 2 prospect in Tennessee in a Rivals.com poll... Named to the *Orlando Sentinel* All-Southern team... Tallied 104 tackles in his career... Was also a standout on the basketball team... Averaged 15 points and 12 rebounds per game... Also lettered in track and finished fourth in the state championship in the shot put as a junior... Majored in general studies at Liberty.



JONATHAN STUPAR

85

TIGHT END

6-3 ➤ 254 lbs ➤ Born 7/24/1984 ➤ Exp. (NFL/Patriots): 1/1
 GP/GS (Playoffs): 0/0 ➤ Acq: FA-08 ➤ Virginia ➤ State College, Pa.

PRO


Jonathan Stupar was signed by the Patriots as an undrafted free agent on May 2, 2008.

COLLEGE

As a senior in 2007, tallied a career-best 40 catches for 359 yards and two touchdowns... As a junior in 2006, appeared in 12 games and made nine starts... Finished fifth on the team in receptions with 15 for 112 receiving yards... Had a career-high seven catches against Miami... As a sophomore in 2005, played in 11 games with eight starts... Compiled 24 catches for 319 yards and one touchdown... Ranked fifth in receptions and receiving yards among ACC tight ends... As a freshman in 2004, was hampered by a foot injury and was limited to two games with one start... Redshirted in 2003.

PERSONAL

Jonathan Stupar was born the son of Cheryl and Steve Stupar on July 27, 1984... Attended State College Area High School was one of the country's top tight end prospects and was a SuperPrep All-American... Set a school record with 45 receptions for 515 yards as a senior... Also made 75 tackles on defense... All-Conference his last two years... Also played basketball... Honor roll student... Comes from an athletic family... His father played at Penn State and he is a nephew of former NFL quarterback Jeff Hostetler... Majored in sports medicine at Virginia.



RYAN WENDELL

62

CENTER

6-2 ✧ 275 lbs ✧ Born 3/4/1986 ✧ Exp. (NFL/Patriots): 1/1
GP/GS (Playoffs): 0/0 ✧ Acq: FA-08 ✧ Fresno State ✧ Diamond Bar, Calif.

PRO

Ryan Wendell was signed by the Patriots as an undrafted free agent on May 2, 2008.

COLLEGE

As a junior in 2006, started all 12 games, eight at guard and four at center... Part a Bulldog line that set a school record for fewest sacks surrendered with 12... Earned All-WAC and Academic All-WAC honors... As a sophomore in 2005, started all 13 games and was part of an offensive line that surrendered just 14 sacks in 400 pass attempts... Played in nine games as a true freshman in 2004... Selected the WAC Co-Freshman of the Year, making him just the second lineman ever honored in league history... Part of an offensive line that led the nation's fifth ranked offense, surrendering more than 38 points per game.

PERSONAL

Ryan Wendell was born on March 4, 1986... Attended Diamond Bar High School where he had his jersey retired and was named to the school's hall of fame... Selected first-team All-CIF Southern Section as a defensive lineman as a senior and won it as an offensive lineman as a junior... Named the Sierra League's Most Valuable Player... An excellent student, who won the California Governor's Scholar Share Award... Also wrestled and placed second in the Sierra League and sixth in the Southern Section as a junior.

PATRIOTS TIED FOR MOST PLAYOFF WINS IN A DECADE

The Patriots have won 14 playoff games this decade, tying the 1970s Pittsburgh Steelers and Dallas Cowboys for the most playoff victories by any NFL team in either the 1930s, 1940s, 1950s, 1960s, 1970s, 1980s, 1990s or 2000s. Pittsburgh and Dallas both won 14 playoff contests between 1970 and 1979, while New England has won 14 postseason games from 2000 to the present.

MOST PLAYOFF VICTORIES IN A DECADE

Team	Decade	Playoff Wins	Championships
New England Patriots	2000s	14	2001, 2003, 2004
Dallas Cowboys	1970s	14	1971, 1977
Pittsburgh Steelers	1970s	14	1974, 1975, 1978, 1979
San Francisco 49ers	1980s	13	1981, 1984, 1988, 1989
Dallas Cowboys	1990s	12	1992, 1993, 1995
Washington Redskins	1980s	11	1982, 1987
Buffalo Bills	1990s	10	--
Green Bay Packers	1960s	9	1961, 1962, 1965, 1966, 1967
Green Bay Packers	1990s	9	1996

2008 ALPHABETICAL ROSTER

#	NAME	POS	HT	WT	BORN	YR	COLLEGE	H.S. HOMETOWN
88	Aiken, Sam	WR	6-2	215	12/14/80	6	North Carolina	Kenansville, N.C.
52	Alexander, Eric	LB	6-2	240	2/8/82	4	Louisiana State	Port Arthur, Texas
12	Brady, Tom	QB	6-4	225	8/3/77	9	Michigan	San Mateo, Calif.
65	Britt, Wesley	T	6-8	320	11/21/81	3	Alabama	Cullman, Ala.
54	Bruschi, Tedy	LB	6-1	247	6/9/73	13	Arizona	Roseville, Calif.
25	Bryant, Fernando	CB	5-10	175	3/26/77	10	Alabama	Murfreesboro, Tenn.
16	Cassel, Matt	QB	6-4	230	5/17/82	4	Southern California	Northridge, Calif.
63	Connolly, Dan	G	6-4	313	9/2/82	3	Southeast Missouri St.	St. Louis, Mo.
98	Crable, Shawn	LB	6-5	243	12/26/84	R	Michigan	Massillon, Ohio
30	Dillard, Mark	S	5-11	210	12/5/86	R	Louisiana Tech	Baton Rouge, La.
38	Eckel, Kyle	FB	5-11	237	12/30/81	2	Navy	Haverford, Pa.
44	Evans, Heath	RB	6-0	250	12/30/78	8	Auburn	West Palm Beach, Fla.
33	Faulk, Kevin	RB	5-8	202	6/5/76	10	Louisiana State	Carencro, La.
69	Fifita, Steve	NT	6-1	312	5/16/82	2	Utah	Fountain Valley, Calif.
10	Gaffney, Jabar	WR	6-1	200	12/1/80	7	Florida	Jacksonville, Fla.
3	Gostkowski, Stephen	K	6-1	210	1/28/84	3	Memphis	Madison, Miss.
97	Green, Jarvis	DL	6-3	285	1/12/79	7	Louisiana State	Donaldsonville, La.
42	Green-Ellis, BenJarvus	RB	5-11	215	7/2/85	R	Mississippi	New Orleans, La.
7	Gutierrez, Matt	QB	6-4	230	6/9/84	2	Idaho State	Concord, Calif.
48	Guyton, Gary	LB	6-3	242	11/14/85	R	Georgia Tech	Hinesville, Ga.
6	Hanson, Chris	P	6-2	202	10/25/76	10	Marshall	Sharpsburg, Ga.
37	Harrison, Rodney	S	6-1	220	12/15/72	15	Western Illinois	Chicago, Ill.
27	Hobbs, Ellis	CB	5-9	195	5/16/83	4	Iowa State	DeSoto, Texas
59	Hobson, Victor	LB	6-0	252	2/3/80	6	Michigan	Mt. Laurel, N.J.
71	Hochstein, Russ	G/C	6-4	305	10/7/77	8	Nebraska	Hartington, Neb.
53	Izzo, Larry	LB	5-10	228	9/26/74	13	Rice	Houston, Texas
17	Jackson, Chad	WR	6-1	215	3/6/85	3	Florida	Hoover, Ala.
19	Jones, C.J.	WR	5-11	195	9/20/80	2	Iowa	Boynton Beach, Fla.
77	Kaczur, Nick	T	6-4	315	7/28/79	4	Toledo	Brantford, Ontario
67	Koppen, Dan	C	6-2	296	9/12/79	6	Boston College	Whitehall, Pa.
72	Light, Matt	T	6-4	305	6/23/78	8	Purdue	Greenville, Ohio
70	Mankins, Logan	G	6-4	310	3/10/82	4	Fresno State	Catheys Valley, Calif.
39	Maroney, Laurence	RB	5-11	220	2/5/85	3	Minnesota	St. Louis, Mo.
60	Martin, Jimmy	OL	6-5	306	10/19/82	1	Virginia Tech	Chantilly, Va.
51	Mayo, Jerod	LB	6-1	242	2/23/86	R	Tennessee	Hampton, Va.
31	Meriweather, Brandon	DB	5-11	200	1/14/84	2	Miami (Fla.)	Apopka, Fla.
34	Morris, Sammy	RB	6-0	220	3/23/77	9	Texas Tech	San Antonio, Texas
81	Moss, Randy	WR	6-4	210	2/13/77	11	Marshall	Rand, W. Va.
64	Mruczkowski, Gene	G/C	6-2	305	6/6/80	5	Purdue	Cleveland, Ohio

2008 ALPHABETICAL ROSTER

#	NAME	POS	HT	WT	BORN	YR	COLLEGE	H.S. HOMETOWN
61	Neal, Stephen	G	6-4	305	10/9/76	7	Cal State-Bakersfield	San Diego, Calif.
76b	Norwell, Chris	DE	6-6	303	2/12/85	R	Illinois	Cincinnati, Ohio
68	O'Callaghan, Ryan	T	6-7	330	7/19/83	3	California	Redding, Calif.
5	O'Connell, Kevin	QB	6-5	225	5/25/85	R	San Diego State	Carlsbad, Calif.
14	Ortiz, Robert	WR	6-1	188	5/30/83	1	San Diego State	San Diego, Calif.
66	Paxton, Lonie	LS	6-2	260	3/13/78	9	Sacramento State	Corona, Calif.
87	Pollard, Marcus	TE	6-3	255	2/8/72	14	Bradley	Valley, Ala.
47	Redd, Vince	LB	6-6	260	9/1/85	R	Liberty	Elizabethton, Tenn.
35	Richardson, Mike	CB	5-11	190	2/18/84	2	Notre Dame	Warner Robins, Ga.
76w	Ross, Oliver	T	6-4	327	9/27/74	11	Iowa State	Los Angeles, Calif.
91	Ruud, Bo	LB	6-3	235	9/2/84	R	Nebraska	Lincoln, Neb.
36	Sanders, James	S	5-10	210	11/11/83	4	Fresno State	Porterville, Calif.
29	Sanders, Lewis	CB	6-1	210	6/22/78	9	Maryland	Staten Island, N.Y.
93	Seymour, Richard	DL	6-6	310	10/6/79	8	Georgia	Gadsden, S.C.
18	Slater, Matthew	WR	6-0	198	9/9/85	R	UCLA	Anaheim, Calif.
95	Smith, Kenny	DL	6-4	303	9/8/77	6	Alabama	Meridian, Miss.
90	Smith, Le Kevin	DL	6-3	308	7/21/82	3	Nebraska	Macon, Ga.
82	Spach, Stephen	TE	6-4	250	7/18/82	3	Fresno State	Clovis, Calif.
28	Spann, Antwain	CB	6-0	195	2/22/83	3	Louisiana-Lafayette	Oceanside, Calif.
85	Stupar, Jonathan	TE	6-3	254	7/24/84	R	Virginia	State College, Pa.
96	Thomas, Adalius	LB	6-2	270	8/18/77	9	Southern Mississippi	Equality, Ala.
86	Thomas, David	TE	6-3	248	7/5/83	3	Texas	Wolfforth, Texas
92	Thomas, Santonio	DL	6-4	305	7/2/81	2	Miami (Fla.)	Belle Glade, Fla.
41	Ventrone, Ray	DB	5-10	200	10/21/82	3	Villanova	Pittsburgh, Pa.
50	Vrabel, Mike	LB	6-4	261	8/14/75	12	Ohio State	Akron, Ohio
94	Warren, Ty	DL	6-5	300	2/6/81	6	Texas A&M	Bryan, Texas
15	Washington, Kelley	WR	6-3	215	8/21/79	6	Tennessee	Stephens City, Va.
84	Watson, Benjamin	TE	6-3	255	12/18/80	5	Georgia	Rock Hill, S.C.
21	Webster, Jason	CB	5-9	187	9/8/77	9	Texas A&M	Houston, Texas
83	Welker, Wes	WR	5-9	185	5/1/81	5	Texas Tech	Oklahoma City, Okla.
62	Wendell, Ryan	C	6-2	275	3/4/86	R	Fresno State	Diamond Bar, Calif.
22	Wheatley, Terrence	CB	5-9	183	5/5/85	R	Colorado	Plano, Texas
75	Wilfork, Vince	NT	6-2	325	11/4/81	5	Miami (Fla.)	Boynton Beach, Fla.
24	Wilhite, Jonathan	CB	5-11	185	2/23/84	R	Auburn	Monroe, La.
26	Williams, Tank	S	6-2	223	6/30/80	7	Stanford	Bay St. Louis, Miss.
58	Woods, Pierre	LB	6-5	250	1/6/82	3	Michigan	Cleveland, Ohio
99	Wright, Mike	DL	6-4	295	3/1/82	4	Cincinnati	Cincinnati, Ohio
74	Yates, Billy	G	6-2	305	4/15/80	5	Texas A&M	Fort Worth, Texas

b - blue practice jersey
w - white practice jersey

2008 NUMERICAL ROSTER

#	NAME	POS	HT	WT	BORN	AGE	YR	COLLEGE	HOW ACQ.
3	Stephen Gostkowski	K	6-1	210	1/28/84	24	3	Memphis	D4b-06
5	Kevin O'Connell	QB	6-5	225	5/25/85	23	R	San Diego State	D3b-08
6	Chris Hanson	P	6-2	202	10/25/76	31	10	Marshall	FA-07
7	Matt Gutierrez	QB	6-4	230	6/9/84	24	2	Idaho State	FA-07
10	Jabar Gaffney	WR	6-1	200	12/1/80	27	7	Florida	FA-06
12	Tom Brady	QB	6-4	225	8/3/77	30	9	Michigan	D6b-00
14	Robert Ortiz	WR	6-1	188	5/30/83	25	1	San Diego State	FA-08
15	Kelley Washington	WR	6-3	215	8/21/79	28	6	Tennessee	UFA (CIN)-07
16	Matt Cassel	QB	6-4	230	5/17/82	26	4	Southern California	D7a-05
17	Chad Jackson	WR	6-1	215	3/6/85	23	3	Florida	D2-06
18	Matthew Slater	WR	6-0	198	9/9/85	22	R	UCLA	D5-08
19	C.J. Jones	WR	5-11	195	9/20/80	27	2	Iowa	FA-08
21	Jason Webster	CB	5-9	187	9/8/77	30	9	Texas A&M	UFA (BUF)-08
22	Terrence Wheatley	CB	5-9	183	5/5/85	23	R	Colorado	D2-08
24	Jonathan Wilhite	CB	5-11	185	2/23/84	24	R	Auburn	D4-08
25	Fernando Bryant	CB	5-10	175	3/26/77	31	10	Alabama	FA-08
26	Tank Williams	S	6-2	223	6/30/80	28	7	Stanford	UFA (MIN)-08
27	Ellis Hobbs III	CB	5-9	195	5/16/83	25	4	Iowa State	D3a-05
28	Antwain Spann	CB	6-0	195	2/22/83	25	3	Louisiana-Lafayette	FA-07
29	Lewis Sanders	CB	6-1	210	6/22/78	30	9	Maryland	FA-08
30	Mark Dillard	S	5-11	210	12/5/86	21	R	Louisiana Tech	FA-08
31	Brandon Meriweather	DB	5-11	200	1/14/84	24	2	Miami (Fla.)	D1-07
33	Kevin Faulk	RB	5-8	202	6/5/76	32	10	Louisiana State	D2-99
34	Sammy Morris	RB	6-0	220	3/23/77	31	9	Texas Tech	UFA(MIA)-07
35	Mike Richardson	CB	5-11	190	2/18/84	24	2	Notre Dame	D6-07
36	James Sanders	S	5-10	210	11/11/83	24	4	Fresno State	D4-05
37	Rodney Harrison	S	6-1	220	12/15/72	35	15	Western Illinois	FA (SD)-03
38	Kyle Eckel	FB	5-11	237	12/30/81	26	2	Navy	FA-07
39	Laurence Maroney	RB	5-11	220	2/5/85	23	3	Minnesota	D1-06
41	Ray Ventrone	S	5-10	200	10/21/82	25	3	Villanova	FA-07
42	BenJarvus Green-Ellis	RB	5-11	215	7/2/85	23	R	Mississippi	FA-08
44	Heath Evans	RB	6-0	250	12/30/78	29	8	Auburn	FA-05
47	Vince Redd	LB	6-6	260	9/1/85	22	R	Liberty	FA-08
48	Gary Guyton	LB	6-3	242	11/14/85	22	R	Georgia Tech	FA-08
50	Mike Vrabel	LB	6-4	261	8/14/75	32	12	Ohio State	UFA (PIT)-01
51	Jerod Mayo	LB	6-1	242	2/23/86	22	R	Tennessee	D1-08
52	Eric Alexander	LB	6-2	240	2/8/82	26	4	Louisiana State	FA-04
53	Larry Izzo	LB	5-10	228	9/26/74	33	13	Rice	UFA (MIA)-01
54	Tedy Bruschi	LB	6-1	247	6/9/73	35	13	Arizona	D3-96

2008 NUMERICAL ROSTER

#	NAME	POS	HT	WT	BORN	AGE	YR	COLLEGE	HOW ACQ.
58	Pierre Woods	LB	6-5	250	1/6/82	26	3	Michigan	FA-06
59	Victor Hobson	LB	6-0	252	2/3/80	28	6	Michigan	UFA (NYJ)-08
60	Jimmy Martin	OL	6-5	306	10/19/82	25	1	Virginia Tech	FA-08
61	Stephen Neal	G	6-4	305	10/9/76	31	7	Cal State-Bakersfield	FA-01
62	Ryan Wendell	C	6-2	275	3/4/86	22	R	Fresno State	FA-08
63	Dan Connolly	G	6-4	313	9/2/82	25	3	Southeast Missouri St.	FA-08
64	Gene Mruczkowski	G/C	6-2	305	6/6/80	28	5	Purdue	FA-08
65	Wesley Britt	T	6-8	320	11/21/81	26	3	Alabama	FA-06
66	Lonie Paxton	LS	6-2	260	3/13/78	30	9	Sacramento State	FA-00
67	Dan Koppen	C	6-2	296	9/12/79	28	6	Boston College	D5-03
68	Ryan O'Callaghan	T	6-7	330	7/19/83	24	3	California	D5-06
69	Steve Fifita	NT	6-1	312	5/16/82	26	2	Utah	FA-08
70	Logan Mankins	G	6-4	310	3/10/82	26	4	Fresno State	D1-05
71	Russ Hochstein	G/C	6-4	305	10/7/77	30	8	Nebraska	FA-02
72	Matt Light	T	6-4	305	6/23/78	30	8	Purdue	D2-01
74	Billy Yates	G	6-2	305	4/15/80	28	5	Texas A&M	FA-05
75	Vince Wilfork	NT	6-2	325	11/4/81	26	5	Miami (Fla.)	D1a-04
76b	Chris Norwell	DE	6-6	303	2/12/85	23	R	Illinois	FA-08
76w	Oliver Ross	T	6-4	327	9/27/74	33	11	Iowa State	FA-08
77	Nick Kaczur	T	6-4	315	7/28/79	28	4	Toledo	D3b-05
81	Randy Moss	WR	6-4	210	2/13/77	31	11	Marshall	TR (OAK)-07
82	Stephen Spach	TE	6-4	250	7/18/82	25	3	Fresno State	FA-07
83	Wes Welker	WR	5-9	185	5/1/81	27	5	Texas Tech	TR (MIA)-07
84	Benjamin Watson	TE	6-3	255	12/18/80	27	5	Georgia	D1b-04
85	Jonathan Stupar	TE	6-3	254	7/24/84	23	R	Virginia	FA-08
86	David Thomas	TE	6-3	248	7/5/83	25	3	Texas	D3-06
87	Marcus Pollard	TE	6-3	255	2/8/72	36	14	Bradley	UFA (SEA)-08
88	Sam Aiken	WR	6-2	215	12/14/80	27	6	North Carolina	UFA (BUF)-08
90	Le Kevin Smith	DL	6-3	308	7/21/82	25	3	Nebraska	D6c-06
91	Bo Ruud	LB	6-3	235	9/2/84	23	R	Nebraska	D6-08
92	Santonio Thomas	DL	6-4	305	7/2/81	27	2	Miami (Fla.)	FA-05
93	Richard Seymour	DL	6-6	310	10/6/79	28	8	Georgia	D1-01
94	Ty Warren	DL	6-5	300	2/6/81	27	6	Texas A&M	D1-03
95	Kenny Smith	DL	6-4	303	9/8/77	30	6	Alabama	FA-08
96	Adalius Thomas	LB	6-2	270	8/18/77	30	9	Southern Mississippi	UFA (BAL)-07
97	Jarvis Green	DL	6-3	285	1/12/79	29	7	Louisiana State	D4b-02
98	Shawn Crable	LB	6-5	243	12/26/84	23	R	Michigan	D3a-08
99	Mike Wright	DL	6-4	295	3/1/82	26	4	Cincinnati	FA-05

Ages as of July 1, 2008
b - blue practice jersey
w - white practice jersey

HOW THE 2008 PATRIOTS WERE BUILT

YEAR	DRAFTEES (30)	VETERAN FREE AGENTS (25)	WAIVERS (0)/ TRADES (2)	ROOKIES AND FIRST YEAR FREE AGENTS (20)
1996	Tedy Bruschi (3)			
1997				
1998				
1999	Kevin Faulk (2)			
2000	Tom Brady (6b)			Lonie Paxton (fa)
2001	Richard Seymour (1) Matt Light (2)	Larry Izzo (fa)(MIA) Mike Vrabel (3)(PIT)		Stephen Neal (fa)
2002	Jarvis Green (4b)			Russ Hochstein (5)(TB)
2003	Ty Warren (1) Dan Koppen (5)	Rodney Harrison (5)(SD)		
2004	Vince Wilfork (1a) Benjamin Watson (1b)	Billy Yates (fa)(MIA)		Eric Alexander (fa)
2005	Logan Mankins (1) Ellis Hobbs III (3a) Nick Kaczur (3b) James Sanders (4) Matt Cassel (7a)	Heath Evans (3)(MIA)		Wesley Britt (5)(SD) Santonio Thomas (fa)
2006	Laurence Maroney (1) Chad Jackson (2) David Thomas (3) Stephen Gostkowski (4b) Ryan O'Callaghan (5) Le Kevin Smith (6c)	Jabar Gaffney (2)(PHI)		Antwain Spann (fa) Pierre Woods (fa) Mike Wright (fa)
2007	Brandon Meriweather (1) Mike Richardson (6b)	Chris Hanson (fa)(NO) Stephen Spach (fa)(MIN) Adalius Thomas (6)(BAL) Ray Ventrone (fa)(NYJ) Kelley Washington (3)(CIN) Sammy Morris (5)(MIA)	Randy Moss (1)(tr-OAK) Wes Welker (fa)(tr-MIA)	Kyle Eckel (fa)(MIA) Matt Gutierrez (fa)
2008	Jerod Mayo (1) Terrence Wheatley (2) Shawn Crable (3a) Kevin O'Connell (3b) Jonathan Wilhite (4) Matthew Slater (5) Bo Ruud (6)	Sam Aiken (4)(BUF) Fernando Bryant (1)(DET) Dan Connolly (fa)(JAX) Steve Filita (fa)(MIA) Victor Hobson (2)(NYJ) C.J. Jones (fa)(CLV) Gene Mruczkowski (fa)(MIA) Marcus Pollard (fa)(SEA) Oliver Ross (5)(ARZ) Lewis Sanders (4)(ATL) Kenny Smith (3)(TB) Jason Webster (2)(BUF) Tank Williams (2)(MIN)		Mark Dillard (fa) BenJarvus Green-Ellis (fa) Gary Guyton (fa) Jimmy Martin (7)(MIN) Chris Norwell (fa) Robert Ortiz (fa)(SEA) Vince Redd (fa) Jonathan Stupar (fa) Ryan Wendell (fa)

NOTE: Team in parenthesis is the player's last team prior to joining the Patriots

(#) – indicates round drafted

(fa) – indicates non-drafted free agents



2007 Season

2007 FINAL REGULAR SEASON STATISTICS (16-0)

Head Coach: Bill Belichick • AFC East Division Champions • Home Stadium: Gillette Stadium

DATE	W/L	SCORE	OPPONENT	ATTENDANCE
03/08	W	38-14	at New York Jets	77,900
09/16	W	38-14	San Diego	68,756
09/23	W	38-7	Buffalo	68,756
10/01	W	34-13	at Cincinnati	66,113
10/07	W	34-17	Cleveland	68,756
10/14	W	48-27	at Dallas	63,984
10/21	W	49-28	at Miami	71,951
10/28	W	52-7	Washington	68,756
11/04	W	24-20	at Indianapolis	57,540
11/11	W	56-10	at Buffalo	71,338
11/25	W	31-28	Philadelphia	68,756
12/03	W	27-24	at Baltimore	71,382
12/09	W	34-13	Pittsburgh	68,756
12/16	W	20-10	New York Jets	68,756
12/23	W	28-7	Miami	68,756
12/29	W	38-35	at New York Giants	79,110
AFC PLAYOFFS				
01/12	W	31-20	Jacksonville	68,756
01/20	W	21-12	San Diego	68,756
SUPER BOWL XLII (at Glendale, Ariz.)				
02/03	L	14-17	New York Giants	71,101

Team Statistics

TOTAL FIRST DOWNS	393	278
Rushing	124	91
Passing	243	172
Penalty	26	15
3rd Down: Made/Att	92/191	63/187
3rd Down Pct.	48.2	33.7
4th Down: Made/Att	15/21	11/20
4th Down Pct.	71.4	55.0
POSSESSION AVG.	32:33	27:27
TOTAL NET YARDS	6580	4613
Avg. Per Game	411.3	288.3
Total Plays	1058	933
Avg. Per Play	6.2	4.9
NET YARDS RUSHING	1849	1572
Avg. Per Game	115.6	98.3
Total Rushes	451	360
NET YARDS PASSING	4731	3041
Avg. Per Game	295.7	190.1
Sacked/Yards Lost	21/128	47/340
Gross Yards	4859	3381
Att./Completions	586/403	526/314
Completion Pct.	68.8	59.7
Had Intercepted	9	19
PUNTS/AVERAGE	45/40.5	76/43.4
NET PUNTING AVG.	45/36.1	76/36.9
PENALTIES/YARDS	78/690	96/764
FUMBLES/BALL LOST	14/6	25/12
TOUCHDOWNS	75	34
Rushing	17	7
Passing	50	23
Returns	8	4

SCORING	TD	Ru	Pa	Rt	PAT	FG	S	TP
Moss	23	0	23	0	0	0	0	137
Gostkowski	0	0	0	0	74/74	21/24	0	137
Welker	8	0	8	0	0	0	0	48
Maroney	6	6	0	0	0	0	0	38
Watson	6	0	6	0	0	0	0	36
Gaffney	5	0	5	0	0	0	0	30
Evans	3	3	0	0	0	0	0	18
Morris	3	3	0	0	0	0	0	18
Stallworth	3	0	3	0	0	0	0	18
K. Brady	2	0	2	0	0	0	0	12
T. Brady	2	2	0	0	0	0	0	12
Eckel	2	2	0	0	0	0	0	12
Hobbs	2	0	0	2	0	0	0	12
Vrabel	2	0	2	0	0	0	0	12
Andrews	1	0	0	1	0	0	0	6
Cassel	1	1	0	0	0	0	0	6
Colvin	1	0	0	1	0	0	0	6
Faulk	1	0	1	0	0	0	0	6
Gay	1	0	0	1	0	0	0	6
Samuel	1	0	0	1	0	0	0	6
A. Thomas	1	0	0	1	0	0	0	6
Wilson	1	0	0	1	0	0	0	6
Patriots	75	17	50	8	74/74	21/24	0	589
Opponents	34	7	23	4	34/34	12/14	0	274

2-PL Conversions: Patriots 1-1 (Maroney), Opponents 0-0

PASSING	ATT	CMP	YARDS	CMP%	YDS/ATT	TD	TD%	INT	INT%	LG	SK/YDS	RATING
T. Brady	578	398	4806	68.9	8.31	50	8.7	8	1.4	69t	21/128	117.2
Cassel	7	4	98	57.1	5.43	0	0.0	1	14.3	21	0/0	32.7
Gutierrez	1	1	15	100.0	15.00	0	0.0	0	0.0	15	0/0	118.8
Patriots	586	403	4859	68.8	8.29	50	8.5	9	1.5	69t	21/128	116.0
Opponents	526	314	3381	59.7	6.43	23	4.4	19	3.6	73t	47/340	78.1

RUSHING	NO	YDS	AVG	LG	TD
Maroney	185	835	4.5	59t	6
Morris	85	384	4.5	49	3
Faulk	62	265	4.3	14	0
Evans	34	121	3.6	11	3
T. Brady	37	98	2.6	19	2
Eckel	33	90	2.7	14	2
Welker	4	34	8.5	27	0
Cassel	4	12	3.0	15t	1
Stallworth	1	12	12.0	12	0
Watson	1	11	11.0	11	0
Gutierrez	5	-13	-2.6	-1	0
Patriots	451	1849	4.1	59t	17
Opponents	360	1572	4.4	49	7

RECEIVING	NO	YDS	AVG	LG	TD
Welker	112	1175	10.5	42	8
Moss	98	1493	15.2	65t	23
Faulk	47	383	8.1	23	1
Stallworth	46	697	15.2	69t	3
Gaffney	36	449	12.5	56t	5
Watson	36	389	10.8	35	6
K. Brady	9	70	7.8	20	2
Morris	6	35	5.8	18	0
Maroney	4	116	29.0	43	0
Evans	4	43	10.8	29	0
Brady	2	3	1.5	21	2
D. Thomas	1	9	9.0	9	0
Eckel	1	6	6.0	6	0
Mankins	1	-9	-9.0	-9	0
Patriots	403	4859	12.1	69t	50
Opponents	314	3381	10.8	73t	23

INTERCEPTIONS	NO	YDS	AVG	LG	TD
Samuel	6	89	14.8	42	1
Gay	3	52	17.3	31	0
Seau	3	28	9.3	23	0
Sanders	2	43	21.5	42	0
A. Thomas	1	65	65.0	65t	1
Wilson	1	5	5.0	5t	1
Colvin	1	4	4.0	4	0
Harrison	1	2	2.0	2	0
Hobbs	1	0	0.0	0	0
Patriots	19	288	15.2	65t	3
Opponents	9	131	14.6	36t	1

PUNTING	NO	YDS	AVG	NET BT	IN20	LG	BLK
Hanson	44	1821	41.4	36.1	6	13	64
Patriots	45	1821	40.5	36.1	6	13	64
Opponents	76	3297	43.4	36.9	9	16	75

Sacks: Vrabel 12.5, Green 6.5, A. Thomas 6.5, Colvin 4, Warren 4, Seau 3.5, Bruschi 2, Harrison 30, Wilfork 2, Seymour 1.5, Hobbs 1, (group) 1, Wright 0.5.

Patriots 47.0, Opponents 21.0

PUNT RETURNS	NO	FC	YDS	AVG	LG	TD
Welker	25	7	249	10.0	35	0
T. Brown	6	2	55	9.2	28	0
C. Jackson	2	0	7	3.5	6	0
Faulk	0	9	0	---	---	0
Patriots	33	18	311	9.4	35	0
Opponents	14	8	75	5.4	33	0

KICK RETURNS	NO	YDS	AVG	LG	TD
Hobbs	35	911	26.0	108t	1
Welker	7	176	25.1	33	0
C. Jackson	5	85	17.0	39	0
Andrews	4	149	37.3	77t	1
Faulk	2	47	23.5	27	0
Evans	1	13	13.0	13	0
Vrabel	1	3	3.0	3	0
Patriots	55	1384	25.2	108t	2
Opponents	92	2030	22.1	74t	1

FIELD GOALS	1-19	20-29	30-39	40-49	50+
Gostkowski	0/0	10/10	8/9	3/5	0/0
Patriots	0/0	10/10	8/9	3/5	0/0
Opponents	0/0	5/5	2/3	4/4	1/2

Gostkowski: (22G)(41N,24G)(24G)(31G,36G)
(20G,25G)(45G,22G)(36G)(34G)(23G,32N)
(21G,38G) (48N,42G,28G)(26G,34G)(37G,45G,37G)

Opponents: (0)(40G,48G)(42G)(38G,23G)(0)
(50N,21G,25G)(52G)(29G)(23G,44G)(33G,35N)(0)

STARTERS

Offense: WR Randy Moss (16); LT Matt Light (16); LG Logan Mankins (16); C Dan Koppen (15); Russ Hochstein (1); RG Stephen Neal (8); Russ Hochstein (7); Billy Yates (1); RT Nick Kaczur (15); Ryan O'Callaghan (1); TE Benjamin Watson (8); Kyle Brady (5); WR Wes Welker (13); Donte Stallworth (1); Jabar Gaffney (1); QB Tom Brady (16); RB Kevin Faulk (8); Laurence Maroney (6); Sammy Morris (2); 2nd TE Kyle Brady (4); Wesley Britt (1); 3rd WR Donte Stallworth (8); Jabar Gaffney (6); FB Heath Evans (1).

Defense: LE: Ty Warren (16); NT/DT Vince Wilfork (16); RE/DT Richard Seymour (8); Jarvis Green (7); Mike Wright (1); RE/OLB Roosevelt Colvin (9); Jarvis Green (3); Adalius Thomas (4); ILB Tedy Bruschi (16); ILB/OLB Adalius Thomas (11); Junior Seau (4); Rodney Harrison (1); OLB Mike Vrabel (15); Roosevelt Colvin (1); LCB Asante Samuel (14); Randall Gay (2); RCB Ellis Hobbs (16); SS Rodney Harrison (10); James Sanders (6); FS James Sanders (9); Eugene Wilson (6); Randall Gay (1).

2007 Coaching Staff: Nick Caserio, Wide Receivers; Joel Collier, Secondary; Don Davis, Assistant Strength and Conditioning; Ivan Fears, Running Backs; Pepper Johnson, Defensive Line; Pete Mangurian, Tight Ends; Josh McDaniels, Offensive Coordinator/Quarterbacks; Harold Nash, Assistant Strength and Conditioning; Matt Patricia, Linebackers; Dean Pees, Defensive Coordinator; Dante Scarnecchia, Assistant Head Coach/Offensive Line; Brad Seely, Special Teams; Mike Woicik, Strength and Conditioning.

Pro Bowl (8): QB Tom Brady (4), C Dan Koppen (1), T Matt Light (2), G Logan Mankins (1), WR Randy Moss (6), CB Asante Samuel (1), LB Mike Vrabel (1), NT Vince Wilfork (1).

2007 FINAL REGULAR SEASON DEFENSIVE STATISTICS

EXECUTIVES

FOOTBALL STAFF

2008 PLAYERS

2007 SEASON

HISTORY

RESULTS

RECORDS

PLAYOFF HISTORY

EXTRA POINTS

NAME	TACKLES			SACKS			INTERCEPTIONS				FUMBLES				SPECIAL TEAMS				
	TT	UT	A	S/	Yds	QH	Int/	Yds	TD	PD	FF	FR/	Yds	TD	TT	UT	A	FF	FR
Tedy Bruschi.....	99	69	30	2.0	16.0	5	-	-	2	-	-	-	-	-	-	-	-	-	-
Ty Warren.....	83	47	36	4.0	27.5	15	-	-	-	-	0	3	0	0	-	-	-	-	-
Adalius Thomas.....	82	60	22	6.5	44.0	11	1	65	1	8	2	0	0	0	-	-	-	-	-
Mike Vrabel.....	77	53	24	12.5	70.5	16	-	-	-	-	4	0	0	0	-	-	-	-	-
Junior Seau.....	76	55	21	3.5	35.0	6	3	28	0	4	-	-	-	-	-	-	-	-	-
James Sanders.....	73	60	13	-	-	-	2	43	0	5	1	0	0	0	7	3	4	0	1
Vince Wilfork.....	70	42	28	2.0	18.0	6	-	-	2	-	0	1	0	0	-	-	-	-	-
Rodney Harrison.....	67	52	15	2.0	21.0	5	1	2	0	7	1	0	0	0	5	4	1	-	-
Ellis Hobbs.....	63	57	6	1.0	9.0	-	1	0	0	12	1	1	35	1	-	-	-	-	-
Jarvis Green.....	57	35	22	6.5	43.0	11	-	-	-	-	2	1	0	0	-	-	-	-	-
Asante Samuel.....	44	42	2	-	-	-	6	89	1	18	-	-	-	-	-	-	-	-	-
Randall Gay.....	33	30	3	-	-	-	3	52	0	7	1	1	15	1	1	0	1	-	-
Eugene Wilson.....	32	26	6	-	-	-	1	5	1	3	0	1	4	0	-	-	-	-	-
Richard Seymour.....	30	16	14	1.5	14.5	6	-	-	1	-	-	-	-	-	-	-	-	-	-
Rosevelt Colvin.....	28	17	11	4.0	37.0	2	1	4	0	2	3	2	16	1	-	-	-	-	-
Brandon Meriweather.....	16	13	3	-	-	-	-	-	3	-	-	-	-	-	18	8	10	1	0
Mike Wright.....	12	9	3	0.5	4.5	-	-	-	-	-	-	-	-	-	2	2	0	-	-
Rashad Baker.....	10	10	0	-	-	-	-	-	-	-	-	-	-	-	4	1	3	-	-
Santonio Thomas.....	5	3	2	-	-	-	-	-	-	-	-	-	-	-	-	-	-	-	-
Eric Alexander.....	4	4	0	-	-	-	-	-	-	-	-	-	-	-	14	7	7	-	-
Le Kevin Smith.....	2	2	0	-	-	-	-	-	-	-	-	-	-	-	4	1	3	-	-
Pierre Woods.....	2	1	1	-	-	-	-	-	-	-	-	-	-	-	22	9	13	-	-
Rashad Moore.....	2	1	1	-	-	1	-	-	-	-	-	-	-	-	-	-	-	-	-
Eddie Jackson.....	1	1	0	-	-	-	-	-	-	-	-	-	-	-	4	0	4	-	-
TEAM.....	1	1	0	1.0	0.0	-	-	-	-	-	-	-	-	-	-	-	-	-	-
Randy Moss.....	0	0	0	-	-	-	-	-	1	-	-	-	-	-	-	-	-	-	-
Kelley Washington.....	0	0	0	-	-	-	-	-	-	-	-	-	-	-	18	9	9	1	0
Larry Izzo.....	0	0	0	-	-	-	-	-	-	-	-	-	-	-	14	6	8	-	-
Kyle Eckel.....	0	0	0	-	-	-	-	-	-	-	-	-	-	-	12	4	8	1	0
Mel Mitchell.....	0	0	0	-	-	-	-	-	-	-	-	-	-	-	11	8	3	-	-
Willie Andrews.....	0	0	0	-	-	-	-	-	-	-	-	-	-	-	8	3	5	-	-
Heath Evans.....	0	0	0	-	-	-	-	-	-	-	-	-	-	-	6	4	2	-	-
Stephen Gostkowski.....	0	0	0	-	-	-	-	-	-	-	-	-	-	-	3	1	2	-	-
Lonie Paxton.....	0	0	0	-	-	-	-	-	-	-	-	-	-	-	2	1	1	-	-
Chad Brown.....	0	0	0	-	-	-	-	-	-	-	-	-	-	-	2	0	2	-	-
Antwain Spann.....	0	0	0	-	-	-	-	-	-	-	-	-	-	-	1	1	0	-	-
Corey Mays.....	0	0	0	-	-	-	-	-	-	-	-	-	-	-	1	0	1	-	-
Sammy Morris.....	0	0	0	-	-	-	-	-	-	-	-	-	-	-	1	0	1	-	-
Totals	969	706	263	47.0	340.0	84	19	288	3	75	15	10	70	3	160	72	88	3	1

2007 MISCELLANEOUS STATISTICS

FUMBLES - LOST (14-6)

Player	No.	Lost	Own Rec.	O.B.
Tom Brady	6	4	1	0
Wes Welker	3	0	2	1
Ellis Hobbs	1	1	0	0
Troy Brown	1	1	0	0
Benjamin Watson	1	0	0	1
Matt Cassel	1	0	1	0
Kevin Faulk	1	0	0	0
Randy Moss	0	0	2	0
Totals	14	6	6	2

MISC. OFFENSIVE STATS

Player	TKl	Ast	FF	FR
Wes Welker	3	0	0	0
Donte' Stallworth	2	0	0	0
Kevin Faulk	1	0	1	0
Randy Moss	1	0	0	0
Benjamin Watson	0	0	0	1
Totals	7	0	1	1

BLOCKED KICKS

Player	XP	FG	P
Kelley Washington	0	0	1
Totals	0	0	1

2007 FINAL POSTSEASON STATISTICS

DATE	W/L	SCORE	OPPONENT	ATTENDANCE
01/12	W	31-20	Jacksonville	68,756
01/20	W	21-12	San Diego	68,756
02/03	L	14-17	New York Giants	71,101

Team Statistics

	PATS	OPP
TOTAL FIRST DOWNS	71	56
Rushing	27	12
Passing	40	40
Penalty	4	4
3rd Down: Made/Att	20/37	15/38
3rd Down Pct.	54.1	39.5
4th Down: Made/Att	1/3	3/4
4th Down Pct.	33.3	75.0
POSSESSION AVG.	31:52	28:08
TOTAL NET YARDS	1024	999
Avg. Per Game	341.3	333.0
Total Plays	193	179
Avg. Per Play	5.3	5.6
NET YARDS RUSHING	339	275
Avg. Per Game	113.0	91.7
Total Rushes	76	70
NET YARDS PASSING	685	724
Avg. Per Game	228.3	241.3
Sacked/Yards Lost	8/52	5/20
Gross Yards	737	744
Att./Completions	109/77	104/60
Completion Pct.	70.6	57.7
Had Intercepted	3	4
PUNTS/AVERAGE	9/40.6	10/39.6
NET PUNTING AVG.	9/33.8	10/34.7
PENALTIES/YARDS	13/128	10/83
FUMBLES/BALL LOST	2/1	5/1
TOUCHDOWNS	9	4
Rushing	6	4
Passing	3	0
Returns	0	0
Score by Periods	1 2 3 4 OT Total	0 0 0 0 0 66
Patriots	7 28 14 17 0	66
Opponents	13 13 6 17 0	49

SCORING	TD	Ru	Pa	Rt	PAT	FG	\$	TP
Maroney	3	3	0	0		0	18	
Gostkowski	0	0	0	0	9/9	1/2	0	12
Watson	2	0	2	0		0	12	
Welker	2	0	2	0		0	12	
Gaffney	1	0	1	0		0	6	
Moss	1	0	1	0		0	6	
Patriots	9	3	6	0	9/9	1/2	0	66
Opponents	4	0	4	0	4/4	7/7	0	49

2-Pt. Conversions: Patriots 0-0, Opponents 0-0

RUSHING	NO	YDS	AVG	LG
Maroney	61	280	4.6	29
Moss	6	24	4.0	8
Welker	1	14	14.0	14
Evans	1	13	13.0	13
T. Brady	3	9	3.0	4
Patriots	4	-1	-3.3	2
Opponents	76	339	4.5	29
	70	275	3.9	26

RECEIVING	NO	YDS	AVG	LG
Welker	27	213	7.9	19
Faulk	20	170	8.5	14
Stallworth	8	113	14.1	53
Maroney	7	94	13.4	18
Gaffney	5	61	12.2	33
Watson	4	38	9.5	13
K. Brady	3	20	6.7	9t
Evans	2	15	7.5	12
Patriots	1	13	13.0	13
Opponents	77	737	9.6	53
	60	744	12.4	45

INTERCEPTIONS	NO	YDS	AVG	LG	TD
Hobbs	2	20	10.0	23	0
Harrison	1	10	10.0	10	0
Samuel	1	10	10.0	10	0
Patriots	4	40	10.0	23	0
Opponents	3	14	4.7	7	0

PUNTING	No	Yds	Avg	Net TB	In20	Lg	Bk
Hanson	9	365	40.6	33.8	1	1	49
Patriots	9	365	40.6	33.8	1	1	49
Opponents	10	396	39.6	34.7	1	4	55

Sacks: A. Thomas 2.0, Green 1.0, Seau 1.0, Warren 1.0, Patriots: 5.0, Opponents: 8.0

PUNT RETURNS	No	FC	Yds	Avg	Lg	TD
Welker	2	2	29	14.5	15	0
Faulk	0	3	0	---	---	0
Patriots	2	5	29	14.5	15	0
Opponents	6	0	41	6.8	16	0

KICK RETURNS	No	Yds	Avg	Lg	TD
Maroney	6	137	22.8	43	0
C. Jackson	4	78	19.5	21	0
Andrews	2	23	11.5	13	0
Hobbs	2	39	19.5	24	0
Patriots	14	277	19.8	43	0
Opponents	11	186	16.9	25	0

FIELD GOALS	1-19	20-29	30-39	40-49	50+
Gostkowski	0/0	0/0	1/2	0/0	0/0
Patriots	0/0	0/0	1/2	0/0	0/0
Opponents	0/0	4/4	2/2	1/1	0/0

Gostkowski: (35N,35G)(0)
Opponents: (39G,25G)(26G,23G,40G,24G)
(32G)

PASSING	ATT	CMP	YARDS	CMP%	YDS/ATT	TD	TD%	INT	INT%	LG	SK/YDS	RTG
T. Brady	109	77	737	70.6	6.76	6	5.5	3	2.8	53	8/52	96.0
Patriots	109	77	737	70.6	6.76	6	5.5	3	2.8	53	8/52	96.0
Opponents	104	60	744	57.7	7.15	4	3.8	4	3.8	45	5/20	76.8

	TACKLES			SACKS			INTERCEPTIONS				FUMBLES				SPECIAL TEAMS				
Name	TT	UT	A	S/	Yds	QH	Int/	Yds	TD	PD	FF	FR/	Yds	TD	TT	UT	A	FF	FR
Tedy Bruschi.....	23	15	8	-	-	-	-	-	-	1	-	-	-	-	-	-	-	-	-
Rodney Harrison.....	22	16	6	-	-	2	1	10	0	2	-	-	-	-	-	-	-	-	-
Ty Warren.....	18	13	5	1.0	8.0	3	-	-	-	-	1	0	0	0	-	-	-	-	-
Vince Wilfork.....	18	10	8	-	-	1	-	-	-	1	-	-	-	-	-	-	-	-	-
Junior Seau.....	18	9	9	1.0	4.0	2	-	-	-	-	-	-	-	-	-	-	-	-	-
Richard Seymour.....	17	7	10	-	-	-	-	-	-	-	-	-	-	-	-	-	-	-	-
James Sanders.....	15	12	3	-	-	-	-	-	-	-	0	1	0	0	1	0	1	-	-
Ellis Hobbs.....	9	8	1	-	-	-	2	20	0	4	-	-	-	-	-	-	-	-	-
Adalius Thomas.....	9	8	1	2.0	5.0	4	-	-	-	1	1	0	0	0	-	-	-	-	-
Asante Samuel.....	9	7	2	-	-	-	1	10	0	3	-	-	-	-	-	-	-	-	-
Randall Gay.....	9	6	3	-	-	-	-	-	-	2	1	0	0	0	-	-	-	-	-
Brandon Meriweather.....	8	6	2	-	-	1	-	-	-	1	-	-	-	-	2	2	0	-	-
Jarvis Green.....	7	4	3	1.0	3.0	2	-	-	-	-	-	-	-	-	-	-	-	-	-
Mike Vrabel.....	6	3	3	-	-	2	-	-	-	1	0	1	0	0	-	-	-	-	-
Pierre Woods.....	1	1	0	-	-	-	-	-	-	-	-	-	-	-	3	1	2	-	-
Eugene Wilson.....	0	0	0	-	-	1	-	-	-	-	-	-	-	-	-	-	-	-	-
Rashad Moore.....	0	0	0	-	-	1	-	-	-	-	-	-	-	-	-	-	-	-	-
Eric Alexander.....	0	0	0	-	-	-	-	-	-	-	-	-	-	-	8	5	3	-	-
Kelley Washington.....	0	0	0	-	-	-	-	-	-	-	-	-	-	-	2	2	0	-	-
Larry Izzo.....	0	0	0	-	-	-	-	-	-	-	-	-	-	-	2	2	0	-	-
Heath Evans.....	0	0	0	-	-	-	-	-	-	-	-	-	-	-	2	0	2	-	-
Willie Andrews.....	0	0	0	-	-	-	-	-	-	-	-	-	-	-	1	1	0	-	-
Ray Ventrone.....	0	0	0	-	-	-	-	-	-	-	-	-	-	-	1	1	0	-	-
Totals	189	125	64	5.0	20.0	19	4	40	0	16	3	2	0	0	22	14	8	0	0

2007 GAME-BY-GAME TEAM OFFENSE

OFFENSE	DATE	OPPONENT	FIRST DOWNS			NET OFFENSE		RUSHING			PASSING				PENALTY		PUNTS				
			TOTAL	Ru	Pa	Pn	Yds	Plays	Yds	Att	Avg	Net	S/YL	Gross	Att-Cmp	Pct	TD-Int	No	Yds	No	Avg
	09/09	at N.Y. Jets	28	11	16	1	431	65	134	37	3.6	297	0/0	297	28-22	78.6%	3/0	4	16	1	53.0
	09/16	San Diego	25	10	13	2	407	65	144	32	4.5	263	2/16	279	31-25	80.6%	3/1	6	67	1	34.0
	09/23	Buffalo	27	12	14	1	485	68	177	38	4.7	308	1/3	311	29-23	79.3%	4/0	2	20	2	29.5
	10/01	at Cincinnati	25	10	13	2	404	66	173	34	5.1	231	0/0	231	32-25	78.1%	3/1	3	20	1	38.0
	10/07	Cleveland	23	10	12	1	412	70	147	32	4.6	265	0/0	265	38-22	57.9%	3/0	6	52	6	35.8
	10/14	at Dallas	28	5	19	4	448	78	75	29	2.6	373	3/15	388	46-31	67.4%	5/0	5	50	2	41.5
	10/21	at Miami	23	5	17	1	443	51	84	22	3.8	359	1/10	369	28-22	78.6%	6/1	5	40	3	54.0
	10/28	Washington	34	13	21	0	486	77	152	35	4.3	334	1/0	334	41-31	75.6%	3/0	6	40	2	43.0
	11/04	at Indianapolis	21	6	14	1	342	62	105	28	3.8	237	2/18	255	32-21	65.6%	3/2	10	146	3	44.3
	11/18	at Buffalo	30	9	21	0	510	70	127	29	4.4	383	0/0	383	41-33	80.5%	5/0	4	37	1	36.0
	11/25	Philadelphia	25	5	18	2	410	73	48	16	3.0	362	3/18	380	54-34	63.0%	1/0	7	44	2	41.0
	12/03	at Baltimore	21	7	9	5	326	65	90	24	3.8	236	3/21	257	38-18	47.4%	2/1	4	30	5	37.4
	12/09	Pittsburgh	21	2	18	1	421	55	22	9	2.4	399	0/0	399	46-32	69.6%	4/0	3	20	3	35.7
	12/16	N.Y. Jets	16	7	8	1	265	63	131	35	3.7	134	1/6	140	27-14	51.9%	0/1	6	48	6	35.7
	12/23	Miami	19	5	12	2	400	61	196	25	6.6	204	3/11	215	33-18	54.5%	3/2	2	18	5	50.2
	12/29	at N.Y. Giants	27	7	18	2	390	69	44	26	1.7	346	1/10	356	42-32	76.2%	2/0	5	42	2	40.5
Regular Season Totals			393	124	243	26	6580	1058	1849	451	4.1	4731	21/128	4859	586-403	68.8%	50/9	78	690	45	40.5
	01/12	Jacksonville	24	11	12	1	403	58	145	29	5.0	258	1/4	262	28-26	92.9%	3/0	6	74	1	30.0
	01/20	San Diego	25	13	11	1	347	66	149	31	4.8	198	2/11	209	33-22	66.7%	2/3	2	19	4	40.0
	02/03	N.Y. Giants	22	3	17	2	274	69	45	16	2.8	229	5/37	266	48-29	60.4%	1/0	5	35	4	43.8
Postseason Totals			71	27	98	4	1024	193	339	76	4.5	685	8/52	737	109-77	70.6%	6/3	13	128	9	40.6

2007 GAME-BY-GAME TEAM DEFENSE

DEFENSE	DATE	OPPONENT	FIRST DOWNS				NET OFFENSE		RUSHING			PASSING				PENALTY		PUNTS			
			TOTAL	Ru	Pa	Pn	Yds	Plays	Yds	Att	Avg	Net	S/YL	Gross	Att-Cmp	Pct	TD-Int	No	Yds	No	Avg
	09/09	at N.Y. Jets	17	4	12	1	227	55	60	19	3.2	167	5/35	202	31-21	67.7%	2/0	2	20	5	41.0
	09/16	San Diego	14	3	10	1	201	53	52	20	3.8	149	3/30	179	30-19	63.3%	2/2	7	75	5	49.6
	09/23	Buffalo	12	5	6	1	193	50	110	27	3.9	83	2/18	101	21-11	52.4%	0/1	5	30	7	49.0
	10/01	at Cincinnati	17	4	13	0	283	51	57	15	3.8	226	1/8	234	35-21	60.0%	1/2	8	65	4	42.0
	10/07	Cleveland	22	7	14	1	353	67	92	21	4.4	261	3/26	287	43-22	51.2%	2/3	7	40	5	46.2
	10/14	at Dallas	13	4	8	1	285	47	99	16	6.2	186	2/13	199	29-18	62.1%	2/1	12	100	5	53.8
	10/21	at Miami	25	12	13	0	382	70	179	30	6.0	203	3/33	236	37-24	64.9%	0/1	4	41	4	48.0
	10/28	Washington	13	3	10	0	224	56	47	16	2.9	177	3/20	197	37-21	56.8%	1/1	5	40	5	37.0
	11/04	at Indianapolis	23	10	9	4	329	61	119	31	3.8	210	3/15	225	27-16	59.3%	1/1	4	25	3	53.3
	11/18	at Buffalo	14	5	8	1	229	49	78	19	4.1	151	4/22	173	26-15	57.7%	1/1	5	34	4	36.5
	11/25	Philadelphia	22	4	18	0	391	63	55	19	2.9	336	2/9	345	42-27	64.3%	3/3	3	18	3	36.7
	12/03	at Baltimore	20	10	10	0	376	60	166	37	4.5	210	0/0	210	23-15	65.2%	2/1	13	100	5	38.2
	12/09	Pittsburgh	19	9	9	1	349	67	181	32	5.7	168	3/19	187	32-19	59.4%	1/0	6	49	3	42.0
	12/16	N.Y. Jets	13	2	10	1	234	62	90	17	5.3	144	5/40	184	40-25	62.5%	0/1	6	42	4	31.8
	12/23	Miami	15	5	9	1	241	70	108	22	4.9	133	7/38	171	41-18	43.9%	1/0	4	32	10	44.6
	12/29	at N.Y. Giants	19	4	13	2	316	52	79	19	4.2	237	1/14	251	32-22	68.8%	4/1	5	53	4	37.5
Regular Season Totals			278	91	172	15	4613	933	1572	360	4.4	3041	47/340	3381	526-314	59.7%	23/19	96	764	76	43.4
	01/12	Jacksonville	22	4	15	3	350	56	80	22	3.6	270	1/8	278	33-22	66.7%	2/1	5	42	1	50.0
	01/20	San Diego	17	4	12	1	311	60	104	22	4.7	207	1/4	211	37-19	51.4%	0/2	1	5	5	38.0
	02/03	N.Y. Giants	17	4	13	0	338	63	91	26	3.5	247	3/8	255	34-19	55.9%	2/1	4	36	4	39.0
Postseason Totals			56	12	68	4	999	179	275	70	3.9	724	5/20	744	104-60	57.7%	4/4	10	83	10	39.6

2007 GAME-BY-GAME STATISTICS

PASSING STATISTICS

TOM BRADY

Date	Opponent	Att	Cmp	Yds	Pct	TD	Lg	Int	S	Yds	Rating
09/09	at New York Jets	28	22	297	.786	3	51t	0	0	0	146.6
09/16	San Diego	31	25	279	.806	3	34	1	2	16	123.0
09/23	Buffalo	29	23	311	.793	4	45t	0	1	3	150.9
10/01	at Cincinnati	32	25	231	.781	3	23	1	0	0	115.0
10/07	Cleveland	38	22	265	.579	3	35	0	0	0	105.7
10/14	at Dallas	46	31	388	.674	5	69t	0	3	15	129.6
10/21	at Miami	25	21	354	.840	6	50t	0	1	10	158.3
10/28	Washington	38	29	306	.763	3	35	0	1	0	125.5
11/04	at Indianapolis	32	21	255	.656	3	55	2	2	18	95.2
11/18	at Buffalo	39	31	373	.795	5	43	0	0	0	146.1
11/25	Philadelphia	54	34	380	.630	1	42	0	3	18	90.0
12/03	at Baltimore	38	18	257	.474	2	43	1	3	21	76.3
12/09	Pittsburgh	46	32	399	.696	4	63t	0	0	0	125.2
12/16	New York Jets	27	14	140	.519	0	46	1	1	6	51.5
12/23	Miami	33	18	215	.545	3	48	2	3	11	79.7
12/29	at New York Giants	42	32	356	.762	2	65t	0	1	10	116.8
Regular Season Totals		578	398	4806	.689	50	69t	8	21	128	117.2
01/12	Jacksonville	28	26	262	.929	3	53	0	1	4	141.4
01/20	San Diego	33	22	209	.667	2	18	3	2	11	66.4
02/03	New York Giants	48	29	266	.604	1	19	0	5	37	82.5
Postseason Totals		109	77	737	.706	6	53	3	8	52	96.0

MATT CASSEL

Date	Opponent	Att	Cmp	Yds	Pct	TD	Lg	Int	S	Yds	Rating
09/09	at New York Jets	0	0	0	.000	0	0	0	0	0	--
09/23	Buffalo	0	0	0	.000	0	0	0	0	0	--
10/01	at Cincinnati	0	0	0	.000	0	0	0	0	0	--
10/21	at Miami	2	0	0	.000	0	0	1	0	0	0.0
10/28	Washington	3	2	28	.667	0	21	0	0	0	96.5
11/18	at Buffalo	2	2	10	1.000	0	6	0	0	0	87.5
Regular Season Totals		7	4	38	.571	0	21	1	0	0	32.7

Cassel was active but did not play vs. San Diego (9/16), vs. Cleveland (10/7), at Dallas (10/14), at Indianapolis (11/4), vs. Philadelphia (11/25), at Baltimore (12/3), vs. Pittsburgh (12/9), vs. New York Jets (12/16), vs. Miami (12/23) and at New York Giants (12/29). He was also active but did not play for each of the Patriots' three playoff games.

MATT GUTIERREZ

Date	Opponent	Att	Cmp	Yds	Pct	TD	Lg	Int	S	Yds	Rating
09/09	at New York Jets	0	0	0	.000	0	0	0	0	0	--
09/16	San Diego	0	0	0	.000	0	0	0	0	0	--
10/21	at Miami	1	1	15	1.000	0	15	0	0	0	118.8
10/28	Washington	0	0	0	.000	0	0	0	0	0	--
12/23	Miami	0	0	0	.000	0	0	0	0	0	--
Regular Season Totals		1	1	15	1.000	0	15	0	0	0	118.8

Gutierrez was inactive as the third quarterback vs. Buffalo (9/23), at Cincinnati (10/1), vs. Cleveland (10/7), at Dallas (10/14), at Indianapolis (11/4), at Buffalo (11/18), vs. Philadelphia (11/25), at Baltimore (12/3), vs. Pittsburgh (12/9), vs. New York Jets (12/16) and at New York Giants (12/29). He was also inactive as the third quarterback for each of the Patriots' three playoff games.

2007 GAME-BY-GAME STATISTICS

RUSHING STATISTICS

		LAURENCE MARONEY					SAMMY MORRIS					KEVIN FAULK				
Date	Opponent	No	Yds	Avg	Lg	TD	No	Yds	Avg	Lg	TD	No	Yds	Avg	Lg	TD
09/09	at New York Jets	20	72	3.6	11	0	11	54	4.9	13	0	1	4	4.0	4	0
09/16	San Diego	15	77	5.1	14	0	10	51	5.1	14	1	1	4	4.0	4	0
09/23	Buffalo	19	103	5.4	19	0	12	46	3.8	12	1	2	14	7.0	11	0
10/01	at Cincinnati	-	-	-	-	-	21	117	5.6	49	1	3	22	7.3	14	0
10/07	Cleveland	-	-	-	-	-	21	102	4.9	13	0	3	6	2.0	5	0
10/14	at Dallas	-	-	-	-	-	10	14	1.4	3	0	13	50	3.8	9	0
10/21	at Miami	6	31	5.2	11	0	-	-	-	-	-	6	27	4.5	10	0
10/28	Washington	14	75	5.4	13	0	-	-	-	-	-	5	32	6.4	8	0
11/04	at Indianapolis	15	59	3.9	9	0	Inactive	-	-	-	-	7	29	4.1	9	0
11/18	at Buffalo	6	19	3.2	9	1	Placed on IR 11/2/07	-	-	-	-	-	-	-	-	-
11/25	Philadelphia	10	31	3.1	10	1	-	-	-	-	-	2	0	0.0	0	0
12/03	at Baltimore	13	44	3.4	6	0	-	-	-	-	-	7	33	4.7	7	0
12/09	Pittsburgh	8	18	2.3	10	0	-	-	-	-	-	-	-	-	-	-
12/16	New York Jets	26	104	4.0	11	1	-	-	-	-	-	4	20	5.0	8	0
12/23	Miami	14	156	11.1	59t	1	-	-	-	-	-	7	29	4.1	9	0
12/29	at New York Giants	19	46	2.4	13	2	-	-	-	-	-	2	-2	-1.0	0	0
Regular Season Totals		185	835	4.5	59t	6	85	384	4.5	49	3	63	268	4.3	14	0
01/12	Jacksonville	22	122	5.5	29	1	-	-	-	-	-	4	9	2.3	5	0
01/20	San Diego	25	122	4.9	20	1	-	-	-	-	-	1	8	8.0	8	0
02/03	New York Giants	14	36	2.6	9	1	-	-	-	-	-	1	7	7.0	7	0
Postseason Totals		61	280	4.6	29	3	0	0	0.0	0	0	6	24	4.0	8	0

		HEATH EVANS					TOM BRADY					KYLE ECKEL				
Date	Opponent	No	Yds	Avg	Lg	TD	No	Yds	Avg	Lg	TD	No	Yds	Avg	Lg	TD
09/09	at New York Jets	2	1	0.5	1t	1	1	4	4.0	4	0	-	-	-	-	-
09/16	San Diego	2	6	3.0	4	0	1	2	2.0	2	0	-	-	-	-	-
09/23	Buffalo	4	12	3.0	9	0	1	2	2.0	2	0	-	-	-	-	-
10/01	at Cincinnati	2	1	0.5	1	0	2	-2	-1.0	-1	0	Signed 10/01/07				
10/07	Cleveland	-	-	-	-	-	-	-	-	-	-	3	11	3.7	6	0
10/14	at Dallas	-	-	-	-	-	3	5	1.7	3	0	6	16	2.7	10	0
10/21	at Miami	4	14	3.5	7	0	-	-	-	-	-	4	9	2.3	4	1
10/28	Washington	5	24	4.8	10	0	4	14	3.5	7	2	6	12	2.0	6	0
11/04	at Indianapolis	1	3	3.0	3	0	5	14	2.8	19	0	4	2	0.5	1	0
11/18	at Buffalo	10	56	5.6	11	0	2	9	4.5	5	0	-	-	-	-	-
11/25	Philadelphia	1	1	1.0	1t	1	3	16	5.3	12	0	10	40	4.0	14	1
12/03	at Baltimore	2	-1	-0.5	1t	1	2	14	7.0	12	0	-	-	-	-	-
12/09	Pittsburgh	-	-	-	-	-	1	4	4.0	4	0	-	-	-	-	-
12/16	New York Jets	-	-	-	-	-	4	9	2.3	4	0	-	-	-	-	-
12/23	Miami	-	-	-	-	-	4	11	2.8	10	0	-	-	-	-	-
12/29	at New York Giants	1	4	4.0	4	0	4	-4	-1.0	-1	0	-	-	-	-	-
Regular Season Totals		34	121	3.6	11	3	37	98	2.6	19	2	33	90	2.7	14	2
01/12	Jacksonville	-	-	-	-	-	2	1	0.5	2	0	Inactive				
01/20	San Diego	2	7	3.5	4	0	2	-2	-1.0	-1	0	-	-	-	-	-
02/03	New York Giants	1	2	2.0	2	0	-	-	-	-	-	-	-	-	-	-
Postseason Totals		3	9	3.0	4	0	4	-1	-0.3	2	0	0	0	0.0	0	0

		WES WELKER					MATT CASSEL					MATT GUTIERREZ				
Date	Opponent	No	Yds	Avg	Lg	TD	No	Yds	Avg	Lg	TD	No	Yds	Avg	Lg	TD
09/09	at New York Jets	-	-	-	-	-	1	0	0.0	0	0	1	-1	-1.0	-1	0
09/16	San Diego	1	6	6.0	6	0	Did Not Play					2	-2	-1.0	-1	0
09/23	Buffalo	-	-	-	-	-	-	-	-	-	-	3rd Quarterback				
10/01	at Cincinnati	1	27	27.0	27	0	2	-3	-1.5	-1	0	3rd Quarterback				
10/07	Cleveland	-	-	-	-	-	Did Not Play					3rd Quarterback				
10/14	at Dallas	-	-	-	-	-	Did Not Play					3rd Quarterback				
10/21	at Miami	-	-	-	-	-	-	-	-	-	-	3rd Quarterback				
10/28	Washington	-	-	-	-	-	1	15	15.0	15t	1	2	-10	-5.0	-1	0
11/04	at Indianapolis	-	-	-	-	-	Did Not Play					3rd Quarterback				
11/18	at Buffalo	1	3	3.0	3	0	-	-	-	-	-	3rd Quarterback				
11/25	Philadelphia	-	-	-	-	-	Did Not Play					3rd Quarterback				
12/03	at Baltimore	-	-	-	-	-	Did Not Play					3rd Quarterback				
12/09	Pittsburgh	-	-	-	-	-	Did Not Play					3rd Quarterback				
12/16	New York Jets	1	-2	-2.0	-2	0	Did Not Play					3rd Quarterback				
12/23	Miami	-	-	-	-	-	Did Not Play					3rd Quarterback				
12/29	at New York Giants	-	-	-	-	-	Did Not Play					3rd Quarterback				
Regular Season Totals		4	34	8.5	27	0	4	12	3.0	15t	1	5	-13	-2.6	-1	0
01/12	Jacksonville	1	13	13.0	13	0	Did Not Play					3rd Quarterback				
01/20	San Diego	-	-	-	-	-	Did Not Play					3rd Quarterback				
02/03	New York Giants	-	-	-	-	-	Did Not Play					3rd Quarterback				
Postseason Totals		1	13	13.0	13	0	0	0	0.0	0	0	0	0	0.0	0	0

Other Rushing Statistics:

Donte Stallworth - 1 rush for 12 yards vs. Cleveland (10/07)

Benjamin Watson - 1 rush for 11 yards vs. Cleveland (10/07)

Randy Moss - 1 rush for 14 yards vs. San Diego (1/20/08)

2007 GAME-BY-GAME STATISTICS

RECEIVING STATISTICS

Date	Opponent	WES WELKER					RANDY MOSS					KEVIN FAULK				
		No	Yds	Avg	Lg	TD	No	Yds	Avg	Lg	TD	No	Yds	Avg	Lg	TD
09/09	at New York Jets	6	61	10.2	13	1	9	183	20.3	51t	1	1	9	9.0	9	0
09/16	San Diego	8	91	11.4	34	0	8	105	13.1	24t	2	1	9	9.0	9	0
09/23	Buffalo	6	69	11.5	26	0	5	115	23.0	45t	2	5	38	7.6	10	0
10/01	at Cincinnati	3	22	7.3	11	0	9	102	11.3	20	2	3	39	13.0	23	0
10/07	Cleveland	4	19	4.8	7	0	3	46	15.3	20	0	1	7	7.0	7	0
10/14	at Dallas	11	124	11.3	35t	2	6	59	9.8	14	1	3	24	8.0	17	0
10/21	at Miami	9	138	15.3	36	2	4	122	30.5	50t	2	1	7	7.0	7	0
10/28	Washington	9	89	9.9	19	1	3	47	15.7	35	1	7	57	8.1	12	0
11/04	at Indianapolis	5	38	7.6	12	1	9	145	16.1	55	1	3	20	6.7	13t	1
11/18	at Buffalo	7	78	11.1	24	0	10	128	12.8	43t	4	2	18	9.0	10	0
11/25	Philadelphia	13	149	11.5	42	0	5	43	8.6	11	0	3	30	10.0	12	0
12/03	at Baltimore	3	18	6.0	7	0	4	34	8.5	19	1	2	18	9.0	9	0
12/09	Pittsburgh	9	78	8.7	22	1	7	135	19.3	63t	2	3	15	5.0	6	0
12/16	New York Jets	3	30	10.0	16	0	5	79	15.8	46	0	3	19	6.3	8	0
12/23	Miami	5	49	9.8	20	0	5	50	10.0	16	2	1	9	9.0	9	0
12/29	at New York Giants	11	122	11.1	28	0	6	100	16.7	65t	2	8	64	8.0	13	0
Regular Season Totals		112	1175	10.5	42	8	98	1493	15.2	65t	23	47	383	8.1	23	1
01/12	Jacksonville	9	54	6.0	9	1	1	14	14.0	14	0	5	36	7.2	9	0
01/20	San Diego	7	56	8.0	12	1	1	18	18.0	18	0	8	82	10.3	14	0
02/03	New York Giants	11	103	9.4	19	0	5	62	12.4	18	1	7	52	7.4	14	0
Postseason Totals		27	213	7.9	19	2	7	94	13.4	18	1	20	170	8.5	14	0

Date	Opponent	DONTÉ STALLWORTH					JABAR GAFFNEY					BENJAMIN WATSON				
		No	Yds	Avg	Lg	TD	No	Yds	Avg	Lg	TD	No	Yds	Avg	Lg	TD
09/09	at New York Jets	1	19	19.0	19	0	1	5	5.0	5	0	2	9	4.5	5t	1
09/16	San Diego	2	19	9.5	11	0	1	6	6.0	6	0	5	49	9.8	14	2
09/23	Buffalo	1	28	28.0	28	0	2	15	7.5	11	1	2	17	8.5	9	1
10/01	at Cincinnati	4	49	12.3	23	0	-	-	-	-	-	2	12	6.0	7	0
10/07	Cleveland	4	65	16.3	34t	1	1	5	5.0	5	0	6	107	17.8	35	2
10/14	at Dallas	7	136	19.4	69t	1	2	16	8.0	10	0	1	28	28.0	28	0
10/21	at Miami	3	51	17.0	30t	1	1	12	12.0	12	0	Inactive				
10/28	Washington	4	44	11.0	22	0	4	39	9.8	21	0	Inactive				
11/04	at Indianapolis	2	42	21.0	33	0	-	-	-	-	-	2	10	5.0	6	0
11/18	at Buffalo	5	56	11.2	20	0	3	44	14.7	31	0	3	43	14.3	25	1
11/25	Philadelphia	4	54	13.5	31	0	6	87	14.5	32	1	3	17	5.7	6	0
12/03	at Baltimore	3	68	22.7	42	0	1	8	8.0	8t	1	2	26	13.0	23	0
12/09	Pittsburgh	1	9	9.0	9	0	7	122	17.4	56t	1	4	33	8.3	15	0
12/16	New York Jets	-	-	-	-	-	2	8	4.0	4	0	Inactive				
12/23	Miami	2	25	12.5	16	0	5	82	16.4	48t	1	Inactive				
12/29	at New York Giants	3	32	10.7	17	0	0	0	0.0	0	0	4	38	9.5	21	0
Regular Season Totals		46	697	15.2	69t	3	36	449	12.5	56t	5	36	389	10.8	35	6
01/12	Jacksonville	3	68	22.7	53	0	3	26	8.7	13	0	2	12	6.0	9t	2
01/20	San Diego	2	11	5.5	6	0	1	12	12.0	12t	1	1	8	8.0	8	0
02/03	New York Giants	3	34	11.3	18	0	-	-	-	-	-	-	-	-	-	-
Postseason Totals		8	113	14.1	53	0	4	38	9.5	13	1	3	20	6.7	9t	2

Date	Opponent	KYLE BRADY					SAMMY MORRIS					LAURENCE MARONEY				
		No	Yds	Avg	Lg	TD	No	Yds	Avg	Lg	TD	No	Yds	Avg	Lg	TD
09/09	at New York Jets	-	-	-	-	-	2	11	5.5	6	0	-	-	-	-	-
09/16	San Diego	-	-	-	-	-	-	-	-	-	-	-	-	-	-	-
09/23	Buffalo	1	20	20.0	20	0	-	-	-	-	-	-	-	-	-	-
10/01	at Cincinnati	-	-	-	-	-	2	15	7.5	18	0	-	-	-	-	-
10/07	Cleveland	1	7	7.0	7	0	2	9	4.5	5	0	-	-	-	-	-
10/14	at Dallas	1	1	1.0	1	1	-	-	-	-	-	-	-	-	-	-
10/21	at Miami	3	10	3.3	5	1	Inactive				-	-	-	-	-	-
10/28	Washington	1	19	19.0	19	0	Inactive				-	-	-	-	-	-
11/04	at Indianapolis	-	-	-	-	-	Placed on IR 11/2/07				-	2	37	18.5	25	0
11/18	at Buffalo	-	-	-	-	-	-	-	-	-	-	-	-	-	-	-
11/25	Philadelphia	-	-	-	-	-	-	-	-	-	-	-	-	-	-	-
12/03	at Baltimore	1	6	6.0	6	0	-	-	-	-	-	2	79	39.5	43	0
12/09	Pittsburgh	1	7	7.0	7	0	-	-	-	-	-	-	-	-	-	-
12/16	New York Jets	-	-	-	-	-	-	-	-	-	-	-	-	-	-	-
12/23	Miami	Inactive				-	-	-	-	-	-	-	-	-	-	-
12/29	at New York Giants	Inactive				-	-	-	-	-	-	-	-	-	-	-
Regular Season Totals		9	70	7.8	20	2	6	35	5.8	18	0	4	116	29.0	43	0
01/12	Jacksonville	1	12	12.0	12	0	-	-	-	-	-	2	40	20.0	33	0
01/20	San Diego	-	-	-	-	-	-	-	-	-	-	1	9	9.0	9	0
02/03	New York Giants	1	3	3.0	3	0	-	-	-	-	-	2	12	6.0	8	0
Postseason Totals		2	15	7.5	12	0	0	0	0.0	0	0	5	61	12.2	33	0

2007 GAME-BY-GAME STATISTICS

RECEIVING STATISTICS (CONT.)

Date	Opponent	HEATH EVANS					MIKE VRABEL				
		No	Yds	Avg	Lg	TD	No	Yds	Avg	Lg	TD
09/09	at New York Jets	-	-	-	-	-	-	-	-	-	-
09/16	San Diego	-	-	-	-	-	-	-	-	-	-
09/23	Buffalo	-	-	-	-	-	-	-	-	-	-
10/01	at Cincinnati	-	-	-	-	-	1	1	1.0	1t	1
10/07	Cleveland	-	-	-	-	-	-	-	-	-	-
10/14	at Dallas	-	-	-	-	-	-	-	-	-	-
10/21	at Miami	1	29	29.0	29	0	-	-	-	-	-
10/28	Washington	-	-	-	-	-	1	2	2.0	2t	1
11/04	at Indianapolis	-	-	-	-	-	-	-	-	-	-
11/18	at Buffalo	2	10	5.0	6	0	-	-	-	-	-
11/25	Philadelphia	-	-	-	-	-	-	-	-	-	-
12/03	at Baltimore	-	-	-	-	-	-	-	-	-	-
12/09	Pittsburgh	-	-	-	-	-	-	-	-	-	-
12/16	New York Jets	1	4	4.0	4	0	-	-	-	-	-
12/23	Miami	-	-	-	-	-	-	-	-	-	-
12/29	at New York Giants	-	-	-	-	-	-	-	-	-	-
Regular Season Totals		4	43	10.8	29	0	2	3	1.5	2t	2
01/12	Jacksonville	-	-	-	-	-	-	-	-	-	-
01/20	San Diego	1	13	13.0	13	0	-	-	-	-	-
02/03	New York Giants	-	-	-	-	-	-	-	-	-	-
Postseason Totals		1	13	13.0	13	0	0	0	0.0	0	0

Other Receiving Statistics:

Kyle Eckel -

1 rec. for 6 yards at Buffalo (11/18)

Logan Mankins -

1 rec. for -9 yards at Cincinnati (10/01)

David Thomas -

1 rec. for 9 yards vs. Buffalo (9/23)

DEFENSIVE STATISTICS

Tabulated from Coaching Grades (Listed Alphabetically)

		ERIC ALEXANDER										WILLIE ANDREWS										RASHAD BAKER										
Date	Opp.	TT	UT	A	S/Y	QH	I/Y	PD	FF	FR	ST	TT	UT	A	S/Y	QH	I/Y	PD	FF	FR	ST	TT	UT	A	S/Y	QH	I/Y	PD	FF	FR	ST	
09/09	at NYJ	0	0	0	-	-	-	-	-	-	1	0	0	0	-	-	-	-	-	-	-	-	-	-	-	-	-	-	-	-	-	-
09/16	SD	0	0	0	-	-	-	-	-	-	2	0	0	0	-	-	-	-	-	-	-	-	-	-	-	-	-	-	-	-	-	
09/23	BUF	2	2	0	-	-	-	-	-	-	2	0	0	0	-	-	-	-	-	-	-	-	2	2	0	-	-	-	-	-	-	
10/01	at CIN	0	0	0	-	-	-	-	-	-	-	0	0	0	-	-	-	-	-	-	-	1	2	2	0	-	-	-	-	-	-	
10/07	CLV	0	0	0	-	-	-	-	-	-	1	0	0	0	-	-	-	-	-	-	-	-	-	-	-	-	-	-	-	-	-	
10/14	at DAL	0	0	0	-	-	-	-	-	-	1	0	0	0	-	-	-	-	-	-	-	-	-	-	-	-	-	-	-	-	-	
10/21	at MIA	-	-	-	-	-	-	-	-	-	-	0	0	0	-	-	-	-	-	-	-	-	0	0	0	-	-	-	-	-	-	
10/28	WAS	-	-	-	-	-	-	-	-	-	-	0	0	0	-	-	-	-	-	-	-	1	1	1	0	-	-	-	-	-	1	
11/04	at IND	-	-	-	-	-	-	-	-	-	-	0	0	0	-	-	-	-	-	-	-	-	2	2	0	-	-	-	-	-	1	
11/18	at BUF	-	-	-	-	-	-	-	-	-	-	0	0	0	-	-	-	-	-	-	-	1	2	2	0	-	-	-	-	-	-	
11/25	PHI	0	0	0	-	-	-	-	-	-	4	0	0	0	-	-	-	-	-	-	-	1	1	1	0	-	-	-	-	-	1	
12/03	at BLT	1	1	0	-	-	-	-	-	-	2	0	0	0	-	-	-	-	-	-	-	-	0	0	0	-	-	-	-	-	-	
12/09	PIT	0	0	0	-	-	-	-	-	-	-	0	0	0	-	-	-	-	-	-	-	2	-	-	-	-	-	-	-	-	-	
12/16	NYJ	1	1	0	-	-	-	-	-	-	-	0	0	0	-	-	-	-	-	-	-	1	-	-	-	-	-	-	-	-	-	
12/23	MIA	0	0	0	-	-	-	-	-	-	1	0	0	0	-	-	-	-	-	-	-	1	1	1	0	-	-	-	-	-	-	
12/29	at NYG	0	0	0	-	-	-	-	-	-	-	0	0	0	-	-	-	-	-	-	-	-	-	-	-	-	-	-	-	-	-	
2007 Totals		4	4	0	0/0	0	0	0/0	0	0	14	0	0	0	0/0	0	0/0	0	0	0	8	10	10	0	0/0	0	0/0	0	0	0	0	4
01/12	JAX	0	0	0	-	-	-	-	-	-	2	0	0	0	-	-	-	-	-	-	-	1	-	-	-	-	-	-	-	-	-	
01/20	SD	0	0	0	-	-	-	-	-	-	3	0	0	0	-	-	-	-	-	-	-	-	-	-	-	-	-	-	-	-	-	
02/03	NYG	0	0	0	-	-	-	-	-	-	3	0	0	0	-	-	-	-	-	-	-	-	-	-	-	-	-	-	-	-	-	
2007 Postseason		0	0	0	0/0	0	0	0/0	0	0	8	0	0	0	0/0	0	0/0	0	0	0	1	0	0	0	0/0	0	0/0	0	0	0	0	

		TEDY BRUSCHI										ROSEVELT COLVIN										RANDALL GAY									
Date	Opp.	TT	UT	A	S/Y	QH	I/Y	PD	FF	FR	ST	TT	UT	A	S/Y	QH	I/Y	PD	FF	FR	ST	TT	UT	A	S/Y	QH	I/Y	PD	FF	FR	ST
09/09	at NYJ	5	3	2	-	-	-	-	-	-	-	0	0	0	-	-	-	-	-	-	-	-	1	1	0	-	-	-	-	-	-
09/16	SD	4	2	2	-	1	-	-	-	-	-	5	5	0	2/20	-	1/4	1	2	-	-	3	3	0	-	-	-	1	-	-	1
09/23	BUF	4	3	1	-	-	-	-	-	-	-	7	2	5	-	-	-	-	-	-	-	-	1	1	0	-	-	-	1	-	-
10/01	at CIN	2	1	1	-	1	-	1	-	-	-	0	0	0	-	-	-	-	-	-	-	4	4	0	-	-	1/0	1	-	-	
10/07	CLV	8	5	3	2/16	2	-	-	-	-	-	3	1	2	-	1	-	-	-	-	-	2	2	0	-	-	-	-	-	-	
10/14	at DAL	7	5	2	-	-	-	-	-	-	-	0	0	0	-	-	-	-	-	-	-	1	1	0	-	-	-	-	-	-	
10/21	at MIA	11	11	0	-	-	-	-	-	-	-	3	2	1	-	-	-	-	-	-	-	4	4	0	-	-	1/31	1	-	-	
10/28	WAS	9	5	4	-	-	-	-	-	-	-	3	3	0	-	-	1	-	1	-	-	2	2	0	-	-	-	-	-	-	
11/04	at IND	4	3	1	-	-	-	-	-	-	-	2	1	1	1/8	-	-	-	1	1	-	4	3	1	-	-	-	-	-	-	
11/18	at BUF	6	2	4	-	1	-	-	-	-	-	2	2	0	-	-	-	-	-	-	-	0	0	0	-	-	1/21	1	-	-	
11/25	PHI	4	3	1	-	-	-	-	-	-	-	3	1	2	1/9	1	-	-	-	-	-	3	3	0	-	-	-	-	-	-	
12/03	at BLT	12	8	4	-	-	-	-	-	-	-	Placed on IR 11/27/07										2	1	1	-	-	1	-	-	-	-
12/09	PIT	11	8	3	-	-	-	-	-	-	-	-	-	-	-	-	-	-	-	-	-	4	3	1	-	-	-	-	-	-	
12/16	NYJ	2	2	0	-	-	-	-	-	-	-	2	2	0	-	-	-	-	-	-	-	2	2	0	-	-	-	1	-	-	
12/23	MIA	7	6	1	-	-	-	1	-	-	-	0	0	0	-	-	-	-	-	-	-	0	0	0	-	-	-	-	-	-	
12/29	at NYG	3	2	1	-	-	-	-	-	-	-	0	0	0	-	-	-	-	-	-	-	0	0	0	-	-	-	-	-	-	
2007 Totals		99	69	30	2/16	5	0/0	2	0	0	0	28	17	11	4/37	2	1/4	2	3	2	0	33	30	3	0/0	0	3/52	7	1	1	1
01/12	JAX	8	4	4	-	-	-	-	-	-	-	8	5	3	-	-	-	-	-	-	-	8	5	3	-	-	-	1	-	-	
01/20	SD	7	6	1	-	-	-	1	-	-	-	1	1	0	-	-	-	-	-	-	-	1	1	0	-	-	-	-	-	-	
02/03	NYG	8	5	3	-	-	-	-	-	-	-	0	0	0	-	-	-	-	-	-	-	0	0	0	-	-	-	2	-	-	
2007 Postseason		23	15	8	0/0	0	0/0	1	0	0	0	0	0	0	0/0	0	0/0	0	0	0	0	9	6	3	0/0	0	0/0	2	1	0	0

2007 GAME-BY-GAME STATISTICS

DEFENSIVE STATISTICS (Cont.)

Tabulated from Coaching Grades (Listed Alphabetically)

EUGENE WILSON												PIERRE WOODS												MIKE WRIGHT											
Date	Opp.	TT	UT	A	S/Y	QH	I/Y	PD	FF	FR	ST	TT	UT	A	S/Y	QH	I/Y	PD	FF	FR	ST	TT	UT	A	S/Y	QH	I/Y	PD	FF	FR	ST				
09/09	at NYJ	7	6	1	-	-	-	-	-	1	-	0	0	0	-	-	-	-	-	-	-	1													
09/16	SD	5	4	1	-	-	-	-	-	-	-	0	0	0	-	-	-	-	-	-	-	1													
09/23	BUF	2	1	1	-	-	-	-	-	1	-	0	0	0	-	-	-	-	-	-	-	2													
10/01	at CIN	3	3	0	-	-	-	-	-	-	-	0	0	0	-	-	-	-	-	-	-	3	1	1	0	-	-	-	-	-	-	1			
10/07	CLV	7	6	1	-	-	-	-	-	-	-	0	0	0	-	-	-	-	-	-	-	1	0	0	0	-	-	-	-	-	-	1			
10/14	at DAL	3	3	0	-	-	-	-	-	-	-	0	0	0	-	-	-	-	-	-	-	1	2	2	0	-	-	-	-	-	-	1			
10/21	at MIA	1	1	0	-	-	-	-	-	-	-	1	0	1	-	-	-	-	-	-	-	1													
10/28	WAS				Inactive							0	0	0	-	-	-	-	-	-	-	1													
11/04	at IND				Inactive							0	0	0	-	-	-	-	-	-	-		4	3	1	-	-	-	-	-	-				
11/18	at BUF				Inactive							1	1	0	-	-	-	-	-	-	-	1	0	0	0	-	-	-	-	-	-				
11/25	PHI				Inactive							0	0	0	-	-	-	-	-	-	-	2	1	1	0	-	-	-	-	-	-				
12/03	at BLT				Inactive							0	0	0	-	-	-	-	-	-	-		0	0	0	-	-	-	-	-	-				
12/09	PIT	2	0	2	-	-	-	-	-	-	-	0	0	0	-	-	-	-	-	-	-	4	4	2	2	0.5/4.5	-	-	-	-	-				
12/16	NYJ	2	2	0	-	-	1/5	1	1	1	-	0	0	0	-	-	-	-	-	-	-	1													
12/23	MIA	0	0	0	-	-	-	-	-	-	-	0	0	0	-	-	-	-	-	-	-														
12/29	at NYG	0	0	0	-	-	-	-	-	-	-	0	0	0	-	-	-	-	-	-	-	2													
2007 Totals		32	26	6	0/0	0	1/5	3	0	1	0	2	1	1	0/0	0	0/0	0	0	0	21	12	9	3	0.5/4.5	0	0/0	0	0	0	0	2			
01/12	JAX	0	0	0	-	-	-	-	-	-	-	0	0	0	-	-	-	-	-	-	-														
01/20	SD	0	0	0	-	-	-	-	-	-	-	0	0	0	-	-	-	-	-	-	-	1													
02/03	NYG	0	0	0	-	1	-	-	-	-	-	1	1	0	-	-	-	-	-	-	-	2													
2007 Postseason		0	0	0	0/0	1	0/0	0	0	0	0	1	1	0	0/0	0	0/0	0	0	0	3	0	0	0	0/0	0	0/0	0	0	0	0	0			

Other Defensive Statistics: Randy Moss - 1 pass defended at Buffalo (11/18)

ADDITIONAL SPECIAL TEAMS TACKLES

Date	Opp.	Washington TT-S-A	Eckel TT-S-A	Evans TT-S-A	Gostkowski TT-S-A	Paxton TT-S-A	C. Brown TT-S-A	Spann TT-S-A	Mays TT-S-A	Morris TT-S-A
09/09	at NYJ	5-2-3								
09/16	SD									
09/23	BUF		Signed 10/1				Signed 9/12			
10/01	at CIN						2-0-2		Inactive	1-0-1
10/07	CLV	3-1-2			1-1-0		Inactive		Inactive	
10/14	at DAL	1-1-0		1-0-1			Inactive		Inactive	
10/21	at MIA		2-1-1				Inactive		Inactive	
10/28	WAS	1-0-1	1-0-1	2-2-0			Released 10/10			Inactive
11/04	at IND		3-1-2			1-1-0				Inactive
11/18	at BUF	3-0-3	1-0-1	1-0-1	1-0-1					On IR
11/25	PHI	1-1-0								
12/03	at BLT	1-1-0	2-1-1		1-0-1		Signed 11/27			
12/09	PIT	1-1-0					Inactive			
12/16	NYJ	1-1-0	2-1-1	1-1-0		1-0-1	Inactive			
12/23	MIA		1-0-1	1-1-0			Inactive	Signed 12/28		
12/29	at NYG	1-1-0	Inactive				Released 12/27	1-1-0		
2007 Totals		18-9-9	12-4-8	6-4-2	3-1-2	2-1-1	2-0-2	1-1-0	1-0-1	1-0-1
01/12	JAX	1-1-0	Inactive							
01/20	SD	1-1-0		1-0-1				Inactive		
02/03	NYG			1-0-1				Inactive		
2007 Postseason		2-2-0	0-0-0	2-0-2	0-0-0	0-0-0		0-0-0		

Other Special Teams Statistics: Ray Ventrone 1-1-0 (vs. New York Giants 2/3/08); Kelley Washington 1 Blocked Punt (vs. N.Y. Jets 12/16/07); Kelley Washington 1 FF (at N.Y. Jets 9/9/07); James Sanders 1 FR (vs. Pittsburgh 12/9/07).

PUNTING

CHRIS HANSON											CHRIS HANSON (CONT.)										
Date	Opp.	NO.	YDS	AVG	NET	TB	IN 20	LG	B		Date	Opp.	NO.	YDS	AVG	NET	TB	IN 20	LG	B	
09/09	at NYJ	1	53	53.0	53.0	1	0	53	0		11/25	PHI	2	82	41.0	43.0	0	0	49	0	
09/16	SD	1	34	34.0	34.0	0	0	34	0		12/03	at BLT	5	187	37.4	30.4	0	1	49	0	
09/23	BUF	2	59	29.5	29.5	0	0	30	0		12/09	PIT	3	107	35.7	34.3	0	0	45	0	
10/01	at CIN	1	38	38.0	38.0	0	0	38	0		12/16	NYJ	5	214	42.8	30.0	1	2	51	1	
10/07	CLV	6	215	35.8	30.7	1	1	45	0		12/23	MIA	5	251	50.2	45.8	1	2	64	0	
10/14	at DAL	2	83	41.5	41.5	0	1	49	0		12/29	at NYG	2	81	40.5	39.5	0	0	42	0	
10/21	at MIA	3	162	54.0	47.3	1	2	58	0		2007 Totals		44	1821	41.4	36.1	6	13	64	1	
10/28	WAS	2	86	43.0	43.0	0	2	47	0		01/12	JAX	1	30	30.0	30.0	0	0	30	0	
11/04	at IND	3	133	44.3	40.7	0	2	53	0		01/20	SD	4	160	40.0	36.0	0	1	48	0	
11/18	at BUF	1	36	36.0	16.0	1	0	36	0		02/03	NYG	4	175	43.8	32.5	1	0	49	0	
											2007 Postseason		9	365	40.6	33.8	1	4	49	0	

2007 GAME-BY-GAME STATISTICS

KICKING

STEPHEN GOSTKOWSKI									
Date	Opp.	XP-5A	%	FG-FGA	B	%	Pts.		
09/09 at NYJ	SD	5-5	100%	1-1	0	100%	8		
09/16 SD	SD	5-5	100%	1-2	0	50%	8		
09/23 BUF	BUF	5-5	100%	1-1	0	100%	8		
10/01 at CIN	CIN	4-4	100%	2-2	0	100%	10		
10/07 CLV	CLV	4-4	100%	2-2	0	100%	10		
10/14 at DAL	DAL	6-6	100%	2-2	0	100%	12		
10/21 at MIA	MIA	7-7	100%	0-0	0	-	7		
10/28 WAS	WAS	7-7	100%	1-1	0	100%	10		
11/04 at IND	IND	3-3	100%	1-1	0	100%	6		
11/18 at BUF	BUF	8-8	100%	0-0	0	-	8		
11/25 PHI	PHI	4-4	100%	1-2	0	50%	7		
12/03 at BLT	BLT	3-3	100%	2-2	0	100%	9		
12/09 PIT	PIT	4-4	100%	2-3	0	67%	10		
12/16 NYJ	NYJ	2-2	100%	2-2	0	100%	8		
12/23 MIA	MIA	4-4	100%	0-0	0	-	4		
12/29 at NYG	NYG	3-3	100%	3-3	0	100%	12		
2007 Totals		74-74	100%	21-24	0	87.5%	137		
01/12 JAX	JAX	4-4	100%	1-2	0	50%	7		
01/20 SD	SD	3-3	100%	0-0	0	-	3		
02/03 NYG	NYG	2-2	100%	0-0	0	-	2		
2007 Postseason		10-10	100%	1-2	0	50%	12		

PUNT RETURNS

WES WELKER									
No	FC	Yds	Avg	LG	TD				
2	0	6	3.0	6	0				
2	0	13	6.5	13	0				
3	0	72	24.0	29	0				
2	0	16	8.0	9	0				
2	0	19	9.5	12	0				
3	1	37	12.3	18	0				
3	0	9	3.0	8	0				
0	1	0	0.0	0	0				
3	0	60	20.0	35	0				
1	1	4	4.0	4	0				
-	-	-	-	-	-				
1	1	1	1.0	1	0				
1	0	2	2.0	2	0				
0	1	0	0.0	0	0				
0	1	0	0.0	0	0				
2	0	10	5.0	8	0				
25	6	249	10.0	35	0				
1	0	14	14.0	14	0				
0	1	0	0.0	0	0				
1	1	15	15.0	15	0				
2	2	29	14.5	15	0				

KEVIN FAULK									
No	FC	Yds	Avg	LG	TD				
0	2	0	0.0	0	0				
0	1	0	0.0	0	0				
0	1	0	0.0	0	0				
0	0	0	0.0	0	0				
0	0	0	0.0	0	0				
0	0	0	0.0	0	0				
0	1	0	0.0	0	0				
0	0	0	0.0	0	0				
0	1	0	0.0	0	0				
0	1	0	0.0	0	0				
-	-	-	-	-	-				
-	-	-	-	-	-				
-	-	-	-	-	-				
0	9	0	0.0	0	0				

Other Punt Returns: Chad Jackson 2-7 (vs. Pittsburgh 12/9/07); Troy Brown 6-55 (vs. Miami 12/23/07).

KICKOFF RETURNS

ELLIS HOBBS									
Date	Opp.	No	Yds	Avg	LG	TD			
09/09 at NYJ	SD	3	156	52.0	108	1			
09/16 SD	SD	3	66	22.0	28	0			
09/23 BUF	BUF	1	33	33.0	33	0			
10/01 at CIN	CIN	3	79	26.3	31	0			
10/07 CLV	CLV	1	18	18.0	18	0			
10/14 at DAL	DAL	4	90	22.5	26	0			
10/21 at MIA	MIA	2	67	33.5	48	0			
10/28 WAS	WAS	1	16	16.0	16	0			
11/04 at IND	IND	4	96	24.0	34	0			
11/18 at BUF	BUF	1	17	17.0	17	0			
11/25 PHI	PHI	4	112	28.0	41	0			
12/03 at BLT	BLT	3	60	20.0	27	0			
12/09 PIT	PIT	-	-	-	-	-			
12/16 NYJ	NYJ	3	59	19.7	27	0			
12/23 MIA	MIA	-	-	-	-	-			
12/29 at NYG	NYG	2	42	21.0	26	0			
2007 Totals		35	911	26.0	108	1			
01/12 JAX	JAX	-	-	-	-	-			
01/20 SD	SD	2	39	19.5	24	0			
02/03 NYG	NYG	-	-	-	-	-			
2007 Postseason		2	39	19.5	24	0			

WES WELKER					
No	Yds	Avg	LG	TD	
-	-	-	-	-	-
-	-	-	-	-	-
-	-	-	-	-	-
2	51	25.5	33	0	0
2	55	27.5	30	0	0
1	25	25.0	25	0	0
1	26	26.0	26	0	0
-	-	-	-	-	-
-	-	-	-	-	-
-	-	-	-	-	-
-	-	-	-	-	-
-	-	-	-	-	-
1	19	19.0	19	0	0
7	176	25.1	33	0	0

WILLIE ANDREWS					
No	Yds	Avg	LG	TD	
-	-	-	-	-	-
-	-	-	-	-	-
1	24	24.0	24	0	0
-	-	-	-	-	-
1	77	77.0	77	1	1
-	-	-	-	-	-
1	15	15.0	15	0	0
-	-	-	-	-	-
1	33	33.0	33	0	0
-	-	-	-	-	-
4	149	37.3	77	1	1
1	13	13.0	13	0	0
1	10	10.0	10	0	0
-	-	-	-	-	-
2	23	11.5	13	0	0

CHAD JACKSON					
No	Yds	Avg	LG	TD	
-	-	-	-	-	-
-	-	-	-	-	-
-	-	-	-	-	-
-	-	-	-	-	-
-	-	-	-	-	-
-	-	-	-	-	-
-	-	-	-	-	-
-	-	-	-	-	-
-	-	-	-	-	-
-	-	-	-	-	-
-	-	-	-	-	-
1	15	15.0	15	0	0
-	-	-	-	-	-
-	-	-	-	-	-
4	70	17.5	39	0	0
-	-	-	-	-	-
5	85	17.0	39	0	0
4	78	19.5	21	0	0
-	-	-	-	-	-
-	-	-	-	-	-
4	78	19.5	21	0	0

Other Kickoff Returns: Kevin Faulk 1-20 (vs. Miami 12/23/07), 1-17 (at N.Y. Giants 12/29/07); Laurence Maroney 2-43 (vs. San Diego 1/20/08), 4-94 (vs. N.Y. Giants 2/3/08); Mike Vrabel 1-3 (vs. Washington 10/28/07); Heath Evans 1-13 (at Baltimore 12/3/07).

2007 TELEVISION RATINGS

Patriots games made up the top four most-watched TV programs of any kind during the 2007 NFL regular season (September through December). The Patriots-Colts game on Nov. 4, 2007 had the largest national audience for a Sunday afternoon regular season game since records started being kept. The Patriots-Ravens game on ESPN on Dec. 3 was the most-watched program in the history of cable television. Super Bowl XLII was the second-most watched show of all time, trailing only the finale of M*A*S*H in 1982.

PATRIOTS 2007 NATIONAL TELEVISION RATINGS

National rating comparison with major sporting events

Event	Net	Rating	Viewers
Patriots-Giants (2/3/08)	FOX	43.2	97,530,000
Patriots-Chargers (1/20/08)	CBS	25.7	44,840,000
Patriots-Giants (12/29/07)	NFLN/CBS/NBC	N/A	34,500,000
Patriots-Colts (11/4/07)	CBS	22.5	33,800,000
Patriots-Steelers (12/9/07)	CBS	18.4	30,300,000
Patriots-Jaguars (11/24/08)	CBS	17.9	30,896,000
Patriots-Cowboys (10/14/07)	CBS	18.0	29,100,000
Patriots-Ravens (12/3/07)	ESPN	11.1	17,522,000
2007 World Series (Average)	FOX	10.6	17,123,000
2007 NBA Finals (Average)	ABC	6.2	9,292,000

PATRIOTS 2007 RATINGS IN BOSTON TV MARKET

Date	Opponent	Net.	Boston TV	Rtg/Shr/Views*
09/09	at N.Y. Jets	CBS	WBZ Ch. 4	23.6 / 51 / 625,000
09/16	San Diego	NBC	WHDH Ch. 7	28.5 / 42 / 677,000
09/23	Buffalo	CBS	WBZ Ch. 4	21.6 / 48 / 516,000
10/01	at Cincinnati	ESPN	WCVB Ch. 5	31.6 / 48 / 756,000
10/07	Cleveland	CBS	WBZ Ch. 4	25.3 / 50 / 606,000
10/14	at Dallas	CBS	WBZ Ch. 4	36.0 / 60 / 862,000
10/21	at Miami	CBS	WBZ Ch. 4	26.2 / 58 / 627,000
10/28	Washington	FOX	WFXT Ch. 25	34.5 / 56 / 827,000
11/04	at Indianapolis	CBS	WBZ Ch. 4	38.2 / 62 / 914,000
11/18	at Buffalo	NBC	WHDH Ch. 7	34.6 / 53 / 828,000
11/25	Philadelphia	NBC	WHDH Ch. 7	39.5 / 55 / 946,000
12/03	at Baltimore	ESPN	WCVB Ch. 5	36.6 / 53 / 876,000
12/09	Pittsburgh	CBS	WBZ Ch. 4	38.2 / 61 / 914,000
12/16	N.Y. Jets	CBS	WBZ Ch. 4	40.4 / 62 / 968,000
12/23	Miami	CBS	WBZ Ch. 4	32.7 / 61 / 782,000
12/29	N.Y. Giants	NFLN	Cbs. 4.5.7	50.1 / 75 / 1,193,000
01/12	Jacksonville	CBS	WBZ Ch. 4	42.0 / 63 / 1,00

2007 HONORS AND AWARDS

HEAD COACH BILL BELICHICK

Associated Press NFL Coach of the Year
Sporting News NFL Coach of the Year
Pro Football Weekly/PFWA NFL Coach of the Year
USA Today NFL Coach of the Year
Dr. Z's SI.com NFL Coach of the Year
Dallas Morning News Coach of the Year
 NFL 101 Award: AFC Coach of the Year
Motorola NFL Coach of the Week (Wk. 6 and Wk. 17)

VP/PLAYER PERSONNEL SCOTT PIOLI

Pro Football Weekly/PFWA NFL Executive of the Year
Dallas Morning News Executive of the Year
San Francisco Chronicle Executive of the Year

ASST. HEAD COACH/OL DANTE SCARNECCHIA

Dr. Z's SI.com NFL Assistant Coach of the Year

QB TOM BRADY

Associated Press NFL Most Valuable Player
 Associated Press All-Pro: First Team
 Associated Press Male Athlete of the Year
 Associated Press NFL Offensive Player of the Year
Sporting News Sportsman of the Year
Sporting News NFL Player of the Year
Sporting News All-Pro Team
 AFC Pro Bowl Starter
Pro Football Weekly/PFWA NFL Most Valuable Player
Pro Football Weekly/PFWA Offensive Player of the Year
Pro Football Weekly/PFWA All-NFL Team
Pro Football Weekly/PFWA All-AFC Team
USA Today All-Pro Team
 ESPN.com All-Pro Team
Dr. Z's SI.com All-Pro Team
 NFL Alumni Quarterback of the Year
 NFL 101 Award: AFC Offensive Player of the Year
USA Today NFL Most Valuable Player
Dallas Morning News NFL Most Valuable Player
Fort Worth Star-Telegram Most Valuable Player
San Francisco Chronicle NFL Most Valuable Player
San Francisco Chronicle Offensive Player of the Year
San Francisco Chronicle All-Pro Team
Fort Worth Star-Telegram All-Pro Team
 AFC Offensive Player of the Month (Sept.)
 AFC Offensive Player of the Month (Oct.)
 AFC Offensive Player of the Week (Wk. 3)
 AFC Offensive Player of the Week (Wk. 6)
 AFC Offensive Player of the Week (Wk. 7)
 AFC Offensive Player of the Week (Wk. 14)
 AFC Offensive Player of the Week (Wk. 17)
 FedEx Air NFL Player of the Week (Wk. 6, 7, 11 and 17)

LB TEDY BRUSCHI

NFL.com All-Interview Team

KR ELLIS HOBBS

AFC Special Teams Player of the Week (Wk. 1)

C DAN KOPPEN

AFC Pro Bowl Team
 Associated Press All-Pro: Second Team

T MATT LIGHT

AFC Pro Bowl Starter
 Associated Press All-Pro: First Team
Pro Football Weekly/PFWA All-NFL Team
Pro Football Weekly/PFWA All-AFC Team
USA Today All-Pro Team
 NFL.com All-Interview Team

G LOGAN MANKINS

AFC Pro Bowl Starter
Pro Football Weekly/PFWA All-NFL Team
Pro Football Weekly/PFWA All-AFC Team
Sporting News All-Pro Team
USA Today All-Pro Team
 ESPN.com All-Pro Team
 Associated Press All-Pro: Second Team
Dr. Z's SI.com All-Pro Team
San Francisco Chronicle All-Pro Team

WR RANDY MOSS

AFC Pro Bowl Starter
 Associated Press All-Pro: First Team
Pro Football Weekly/PFWA All-NFL Team
Pro Football Weekly/PFWA All-AFC Team
Sporting News All-Pro Team
USA Today All-Pro Team
 ESPN.com All-Pro Team
Dr. Z's SI.com All-Pro Team
Pro Football Weekly/PFWA Comeback Player of the Year
 NFL Alumni Wide Receiver of the Year
Fort Worth Star-Telegram NFL Offensive Player of the Year
San Francisco Chronicle All-Pro Team
Fort Worth Star-Telegram All-Pro Team
 AFC Offensive Player of the Month (Nov.)
 AFC Offensive Player of the Week (Wk. 9)
 AFC Offensive Player of the Week (Wk. 11)

G STEPHEN NEAL

Ed Block Courage Award

CB ASANTE SAMUEL

AFC Pro Bowl Starter
 Associated Press All-Pro: First Team
Pro Football Weekly/PFWA All-NFL Team
Pro Football Weekly/PFWA All-AFC Team
Sporting News All-Pro Team
USA Today All-Pro Team
 ESPN.com All-Pro Team
San Francisco Chronicle All-Pro Team
Fort Worth Star-Telegram All-Pro Team
 AFC Defensive Player of the Week (Wk. 12)

DL RICHARD SEYMOUR

NFL.com All-Interview Team

LB MIKE VRABEL

AFC Pro Bowl Starter
 Associated Press All-Pro: First Team
Pro Football Weekly/PFWA All-NFL Team
Pro Football Weekly/PFWA All-AFC Team
 ESPN.com All-Pro Team
San Francisco Chronicle All-Pro Team
 AFC Defensive Player of the Week (Wk. 8)
 GMC NFL Defensive Player of the Week (Wk. 8)

DL TY WARREN

New England Patriots Ron Burton Community Service Award

WR WES WELKER

ESPN.com All-Pro Team
Dr. Z's SI.com All-Pro Team
 Associated Press All-Pro: Second Team
 Patriots 12th Player Award

NT VINCE WILFORK

AFC Pro Bowl Starter
 Associated Press All-Pro: Second Team
Pro Football Weekly/PFWA All-AFC Team
 ESPN.com All-Pro Team

2007 LEAGUE AND TEAM RECORDS

NFL RECORDS

NFL TEAM RECORDS

- Most overall victories in a season (18, tied with 1984 San Francisco 49ers and 1985 Chicago Bears).
- Most regular-season victories in a season (16).
- Most points scored in a season (589).
- Largest point differential in a season (+315).
- Most touchdowns in a season (75).
- Most consecutive regular-season victories (19, dating back to 2006 season).
- Most players scoring touchdowns in a season (21, tied with the 2000 Denver Broncos and 1987 L.A. Rams).
- Most touchdown passes between one passer and one receiver (23, QB Tom Brady and WR Randy Moss).
- Most consecutive wins by 17 points or more to begin a season (8).
- Most consecutive games scoring 34 or more points to begin a season (8, tied with the 2000 St. Louis Rams).
- Most points scored through first 15 games (551).
- Most points scored through first 14 games (523).
- Most points scored through first 13 games (503).
- Most points scored through first 12 games (469).
- Most points scored through first 11 games (442).
- Most points scored through first 10 games (411).

QB TOM BRADY

- Most touchdown passes in a season (50).
- Highest completion percentage in a regular-season or playoff game (92.9 percent, 26-28, 11/2/08).
- Most games with three or more TD passes in a season (12).
- Highest touchdown-interception differential (+42).
- Most consecutive games with three or more TD passes (10).
- Most consecutive games with three or more touchdown passes to begin a season (10 games, 9/9/07 to 11/18/07).
- Most touchdown passes in a single month (20, October).
- Most touchdown passes in first 10 games (38).
- Most touchdown passes in first nine games (33).
- Most touchdown passes in first eight games (30).
- Most touchdown passes in first seven games (27).
- Most touchdown passes in first six games (21).
- Most consec. completions to begin playoff game (16, 11/2/08).
- Most consecutive games with completion pct. of 75% or higher in a single season (4, 9/9/07 to 10/1/07).
- Most completions in first 100 passes of a season (79).
- Most touchdown passes in a game since 1970 AFL-NFL Merger (6 on 10/21/07; tied with 11 others).
- Highest single-game passer rating (perfect 158.3 rating, 10/21/07; 17th time since 1970).
- Most victories in first 100 starts in the Super Bowl Era (76, tied with Roger Staubach).

K STEPHEN GOSTKOWSKI

- Most PATs in a season (74).

WR RANDY MOSS

- Most touchdown receptions in a season (23).
- Most consecutive 100-yard receiving games to begin tenure with a team (4 games from 9/9/07 to 10/1/07).
- Most TD receptions in first season with a new team (23).
- Most TD catches in the first half (4, 11/18/07, tied with 4 others).

KR ELLIS HOBBS

- Longest kickoff return in NFL history (108 yards, 9/9/07).

WR WES WELKER

- Most receptions in first season with a new team (112).

FRANCHISE RECORDS

TEAM RECORDS

- Most overall victories in a season (18).
- Most regular-season victories (16).
- Most points in a season (589).
- Most points per game in a season (36.8).
- Largest point differential in a season (+315).
- Most points in a game (56 on 11/18/07, tied total from 9/9/79).
- Most points in a half (42 in first half on 10/21/07).
- Most touchdowns in a season (75).
- Most passing touchdowns in a season (50).
- Most players scoring touchdowns in a season (21).
- Fewest turnovers in a season (15).
- Most total net yards in a season (6,580).
- Most net passing yards in a season (4,731).
- Most first downs in a season (393).
- Most first downs in a game (34, 10/28/07).
- Fewest sacks allowed in a 16-game season (21).
- Fewest interceptions thrown in a non-strike season (9).
- Fewest punts in a season (45).
- Best divisional record in a season (6-0, 1,000).
- Best home record in a season (8-0, 1,000, tied with 2003).
- Best road record in a season (8-0, 1,000).

QB TOM BRADY

- Most touchdown passes in a season (50).
- Most passing yards in a season (4,806).
- Highest completion percentage in a season (68.9 pct.).
- Highest passer rating in a season (117.2).
- Lowest interception percentage in a season (1.4%)
- Most touchdown passes in a game (6, 10/21/07).
- Highest completion percentage in a regular-season or playoff game (92.9 percent, 26-28, 11/2/08).
- Most career touchdown passes (197).
- Highest single-game passer rating (158.3, 10/21/07).
- Highest touchdown-interception differential in a single season (+42)
- Most games with three or more touchdown passes in a season (12).

K STEPHEN GOSTKOWSKI

- Most PATs in a season (74).

KR ELLIS HOBBS

- Longest kickoff return (108 yards, 9/9/07).

WR RANDY MOSS

- Most touchdowns in a season (23).
- Most touchdown receptions in a season (23).
- Most touchdowns in a game (4, 11/18/07).
- Most touchdown receptions in a game (4, 11/18/07).
- Most receiving yards in a season (1,493).
- Most points scored by a non-kicker in a season (138).
- Most 100-yard receiving games in a season (9, tied with Stanley Morgan's 1986 total).

WR WES WELKER

- Most receptions in a season (112).
- Most receptions in a non-overtime game (13, tied w/2 others, 11/25/07).

2008 PRO BOWL

The Patriots had eight players selected to the AFC's 2008 Pro Bowl roster: QB Tom Brady, C Dan Koppen, T Matt Light, G Logan Mankins, WR Randy Moss, CB Asante Samuel, LB Mike Vrabel and NT Vince Wilfork. Seven of the eight were selected as starters (Brady, Mankins, Moss, Samuel, Vrabel and Wilfork). The Patriots sent eight players to the Pro Bowl for the first time since 1985, tying the team record since joining the NFL in 1970.

EXECUTIVES

FOOTBALL STAFF

2008 PLAYERS

2007 SEASON

HISTORY

RESULTS

RECORDS

PLAYOFF HISTORY

EXTRA POINTS

x - inactive / CAPS - starters / sub - played / dnp - did not play

2007-08 TRANSACTIONS

EXECUTIVES

FOOTBALL STAFF

2008 PLAYERS

2007 SEASON

HISTORY

RESULTS

RECORDS

PLAYOFF HISTORY

EXTRA POINTS

JULY, 2007

7/14	Corey Hilliard	Signed
	Oscar Lua	Signed
	Mike Richardson	Signed
7/17	Troy Brown	Re-Signed
	Justin Rogers	Signed
	Justise Hairston	Signed
7/18	Clint Oldenburg	Signed
7/19	Chad Brown	Signed
	Jake Nordin	Released
	Jonathan Smith	Released
	Antwain Spann	Released
7/23	Kareem Brown	Signed
	Mike Elgin	Signed
7/27	Justise Hairston	Released
	Troy Brown, Chad Jackson, Eddie Jackson	
	Mel Mitchell, Richard Seymour, Donté Stallworth	
	and David Thomas	Placed on PUP list
7/28	Brandon Meriweather	Signed (Draft Choice)
7/30	Chad Scott	Placed on Reserve/Injured

AUGUST, 2007

8/1	Mel Mitchell	Removed from PUP list
	Justise Hairston	Cleared waivers;
		on Reserve/Injured
8/6	Donté Stallworth	Removed from PUP list
	Quadrine Hill	Released
8/7	Dante Wesley	Acquired via trade (CHI)
8/8	Marcellus Rivers	Signed
8/12	Brian Jones	Signed
	Matt Kranchick	Released
8/16	Chris Patrick	Claimed off of Waivers
	Brian Barthelme	Released
	Josh Miller	Released
8/18	Vinny Testaverde	Signed
	Artrell Hawkins	Released
	Gemara Williams	Released
	Kyle Bissinger	Released
8/22	Tom Malone	Released
	Kenny Smith	Released
8/28	Asante Samuel	Signed
	Troy Brown	Placed on Reserve/PUP
	Chad Jackson	Placed on Reserve/PUP
	Eddie Jackson	Placed on Reserve/PUP
	Mike Richardson	Placed on Reserve/Injured
	Chris Patrick	Released
8/30	Chris Hanson	Signed
	Danny Baugher	Released

SEPTEMBER, 2007

9/1	David Thomas	Removed from PUP list
	Richard Seymour	Placed on Reserve/PUP
	Oscar Lua	Placed on Reserve/Injured
	Larry Anam, Chad Brown, Bam Childress, Chris	
	Unlap, Mike Elgin, Corey Hilliard, Brian Jones, C.J.	
	Jones, Kelvin Light, Corey Mays, Garrett Mills, Rashad	
	Moore, Gene Mruzkowski, Clint Oldenburg, Marcellus	
	Rivers, Justin Rogers, Quinton Smith, Vinny	
	Testaverde, Antonio Thomas, Dante Wesley	
	and Zach West	Released
9/3	Marcellus Rivers	Re-Signed
	David Herron	Claimed off of Waivers
	Bam Childress, Kyle Eckel, C.J. Jones, Corey Mays,	
	Clint Oldenburg, Jason Rader	
	and Antonio Thomas	Signed to Practice Squad
	Reche Caldwell	Released
9/8	Asante Samuel	Roster Exemption Lifted
	Corey Mays	Signed to active roster
	Antonio Thomas	Signed to active roster
	Tory James	Released
	Marcellus Rivers	Released
9/12	Chad Brown	Re-Signed
	David Herron	Released
	Justise Hairston	Released from Reserve/Injured
	Gemara Williams	Signed to Practice Squad
	Dan Connolly	Signed to Practice Squad
9/19	David Greene	Signed to Practice Squad
	Ray Ventrone	Signed to Practice Squad
	Clint Oldenburg	Released from Practice Squad
9/25	Antwain Spann	Signed to Practice Squad
	Gemara Williams	Released from Practice Squad
	Jason Rader	Placed on Practice Squad Reserve/Inj.
9/26	Zach West	Signed to Practice Squad
9/30	Jason Rader	Released Practice Squad Reserve/Inj.

OCTOBER, 2007

10/1	Kyle Eckel	Signed to active roster
	Corey Mays	Released
10/3	Marcellus Rivers	Re-Signed
	David Thomas	Placed on Reserve/Injured
10/6	Rodney Harrison	Roster Exemption Lifted
	Marcellus Rivers	Released
10/9	Tim Mixon and Pat Ross	Signed to Practice Squad
	Zach West	Released from Practice Squad

OCTOBER, 2007 (Cont.)

10/10	Marcellus Rivers	Re-Signed
	Chad Brown	Released
10/26	Antonio Thomas	Released
10/27	Richard Seymour	Activated from Reserve/PUP
10/29	Santonio Thomas	Signed to Practice Squad
	Pat Ross	Released from Practice Squad

NOVEMBER, 2007

11/2	Sammy Morris	Placed on Reserve/Injured
11/3	Ray Ventrone	Signed to active roster
11/6	Marcellus Rivers	Released
11/7	Chad Jackson	Activated from Reserve/PUP
	Eddie Jackson	Activated from Reserve/PUP
	Ray Ventrone	Released
11/9	Ray Ventrone	Signed to Practice Squad
11/20	Jason Rader	Signed to Practice Squad
	David Greene	Released from Practice Squad
11/27	Troy Brown	Activated from Reserve/PUP
	Chad Brown	Re-Signed
	Rosevelt Colvin	Placed on Reserve/Injured
	Kareem Brown	Released

DECEMBER, 2007

12/13	Stephen Spach	Signed
	Mike Wright	Placed on Reserve/Injured
12/18	Rashad Moore	Signed
	Rashad Baker and Eddie Jackson	Released
12/22	Ray Ventrone	Signed to active roster
12/27	Chad Brown	Released
12/28	Antwain Spann	Signed to active roster

JANUARY, 2008

1/16	Kyle Bissinger	Signed to Practice Squad
	Gemara Williams	Signed to Practice Squad
1/24	Mel Mitchell	Placed on Reserve/Injured

FEBRUARY, 2008

2/2	Santonio Thomas	Signed
2/5	Dan Connolly, C.J. Jones, Jimmy Martin	
	and Tim Mixon	Signed to Future Contract
2/12	T.J. Slaughter	Signed
2/21	Dom Capers	Named Special Asst. / Secondary
	Nick Caserio	Named Director of Player Personnel
	Bill O'Brien	Named Wide Receivers Coach
2/26	Rosevelt Colvin and Oscar Lua	Released
2/29	Tedy Bruschi, Lonie Paxton	
	and Kelley Washington	Re-Signed
	Kyle Brady	Released

MARCH, 2008

3/3	Sam Aiken	Signed
	Randy Moss	Re-Signed
3/4	Jason Webster	Signed
3/5	Jabar Gaffney	Re-Signed
3/6	Lewis Sanders and Tank Williams	Signed
3/11	Ray Ventrone	Re-Signed
3/14	Mike Wright	Re-Signed
3/20	Fernando Bryant	Signed
3/25	Wesley Britt	Re-Signed
	Pierre Woods	Re-Signed

APRIL, 2008

4/7	Victor Hobson	Signed
4/23	Scott Player, Marcus Pollard and Kenny Smith	Signed
4/26	Jerod Mayo, Terrence Wheatley and Shawn Crable	Drafted
4/27	Kevin O'Connell, Jonathan Wilhite, Matthew Slater	
	and Bo Ruud	Drafted
4/29	Tim Mixon and T.J. Slaughter	Waived

MAY, 2008


5/2	Josh Coffman, Mark Dillard, Carlos Feliciano,	
	Ben Jarvis Green-Ellis, Gary Guyton, Chris Norwell,	
	Vince Redd, Henry Smith, Jonathan Stupar, Casey Tyler	
	and Ryan Wendell	Signed as Rookie Free Agents
5/5	Steve Fritta	Signed
	Tyson DeVree	Signed as Rookie Free Agent
	Mike Dragosavich	Signed as Rookie Free Agent
	Josh Coffman and Carlos Feliciano	Waived
5/13	Robert Ortiz	Signed

JUNE, 2008

6/2	Oliver Ross	Signed
6/5	Mike Dragosavich	Waived
6/6	Gene Mruzkowski	Signed
6/11	Eric Alexander	Re-Signed
	Tyson DeVree, Henry Smith and Casey Tyler	Waived
6/12	Scott Player	Released

JULY, 2008

7/1	Willie Andrews	Released
-----	----------------	----------



BRING HOME HISTORY

PATRIOTS HALL OF FAME



PATRIOTS HALL OF FAMERS

Player	Pos.	Years	Enshrined
Bruce Armstrong	T	1987-2000	2001
Nick Buoniconti*	LB	1962-1968	1992
Gino Cappelletti	WR/K	1960-1970	1992
Ben Coates	TE	1991-1999	2008
Bob Dee	DE	1960-1967	1993
Steve Grogan	QB	1975-1990	1995
John Hannah*	G	1973-1985	1991
Mike Haynes*	CB	1976-1982	1994
Jim Lee Hunt	DT	1960-1971	1993
Stanley Morgan	WR	1977-1989	2007
Steve Nelson	LB	1974-1987	1993
Vito "Babe" Parilli	QB	1961-1967	1993
Andre Tippett*	LB	1982-1993	1999

*Also in Pro Football Hall of Fame

THE HALL AT PATRIOT PLACE PRESENTED BY RAYTHEON: OPENING IN 2008

A cutting edge, highly interactive experience, The Hall at Patriot Place presented by Raytheon will showcase the history of the New England Patriots while providing a permanent home for the team's Hall of Fame. The facility is scheduled to open in the fall of 2008. The Hall will feature 30,000 square feet of exhibit space and utilize the latest in design concepts and multimedia technology to bring the story of the Patriots to life. The Hall will also explore the history of football in New England and will feature an integrated math and sciences program to benefit visiting school groups. The Hall will be a unique sports hall of fame and experience, and a must-visit attraction for any Patriots fan.

HISTORY OF THE PATRIOTS HALL OF FAME

The Patriots Hall of Fame was established in 1991 as a way to honor the greatest players in franchise history. A selection committee of media and staff was formed to select players for induction and appropriately, John Hannah was the first player enshrined. Eight additional players were inducted from 1992-95. Andre Tippett (1999) and Bruce Armstrong (2001) rounded out the Patriots Hall of Fame's first 11 members. In 2007, the Patriots introduced a new method of selecting players for the team's hall of fame in advance of the opening of The Hall at Patriot Place. Moving forward, one player will be enshrined in the Patriots Hall of Fame each year, with a nomination committee determining three finalists each spring and fans making the final choice through Patriots.com each summer.

PATRIOTS HALL OF FAME BIOS

Career Patriots in Pro Football Hall of Fame: John Hannah, Andre Tippett

Other Patriots in Pro Football Hall of Fame: Mike Haynes, Nick Buoniconti

Patriots Hall of Fame: Bruce Armstrong, Gino Cappelletti, Ben Coates, Bob Dee, Steve Grogan, Jim Lee Hunt, Stanley Morgan, Steve Nelson, Babe Parilli

John Hannah ★ G ★ Alabama

Patriots Seasons (13): 1973-85 ★ Pro Bowls (9)

Pro Football Hall of Fame 1991 ★ Patriots Hall of Fame 1991



Hannah spent his entire 13-season career with the Patriots, from 1973 through the Super Bowl season of 1985 ... The first Patriots player to be inducted into the Pro Football Hall of Fame ... One of two Patriots voted to the NFL's 75th Anniversary Team ... Named to the Patriots 35th Anniversary Team in 1994 ... Named the Player of the Century on the Patriots Team of the Century in 2000 ... Played in 183 games, while missing only five games due to injury ... Selected to nine Pro Bowls (1976, 1978-85), a Patriots team record ... Named All-Pro for 10 consecutive years (1976-85) ... Won the NFL Players Association's Offensive Lineman of the Year Award for four straight seasons (1978-81) ... Powered an offensive line that helped set an NFL record with 3,165 rushing yards in 1978 - a record that has not been challenged in 30 seasons.



PATRIOTS HALL OF FAME BIOS

EXECUTIVES

FOOTBALL STAFF

2008 PLAYERS

2007 SEASON


HISTORY

RESULTS

RECORDS

PLAYOFF HISTORY

EXTRA POINTS



Andre Tippett ★ LB ★ Iowa

**Patriots Seasons (11): 1982-88, 90-93 ★ Pro Bowls (5)
Pro Football Hall of Fame 2008 ★ Patriots Hall of Fame 1999**

Tippett spent his entire 12-year career with the Patriots ... Elected to the Pro Football Hall of Fame in 2008, joining John Hannah as the only two players to earn induction to the Hall of Fame after spending their entire career with the Patriots ... Named to the NFL's all-decade team for the 1980s ... From 1984-85, Tippett recorded 35.0 sacks, a total that stands as the highest two-season sack total by a linebacker in NFL history ... He achieved his record sack totals despite playing his career as a strong-side linebacker (opposite the opposing tight end), a position from which few other players have excelled in the pass rush to the extent that Tippett did ... He was named to the NFL's 1980s All-Decade Team and was named the NFL's linebacker of the year by the NFL Players Association for three straight seasons from 1985-87 ... Finished his career as the only Patriots player to record 100 career sacks, a mark that stands as the franchise's all-time record ... Set the Patriots franchise single-season sack record with 18.5 in 1984 ... Also holds the second and third highest totals with 16.5 in 1985 and 12.5 in 1987 ... Was a member of the 1985 AFC Champions ... Has worked in the Patriots front office since his 1994 retirement and currently serves as the team's executive director of community affairs.



TIPPETT'S PATRIOTS STATISTICS

Years	G	TT	UT	Sack	FF	FR	Years	G	TT	UT	Sack	FF	FR	Years	G	TT	UT	Sack	FF	FR
1982	9	28	10	0	0	1	1987	13	83	53	12.5	0	3	1992	14	40	33	7	3	0
1983	15	86	48	8.5	1	1	1988	12	50	31	7	0	0	1993	16	76	50	8.5	1	4
1984	16	118	48	18.5	1	0	1989	Injured Reserve						Totals 151 778 456 100 14 17						
1985	16	97	65	16.5	3	3	1990	13	72	38	3.5	1	1							
1986	11	63	39	9.5	2	1	1991	16	65	41	8.5	2	3							



Mike Haynes ★ CB ★ Arizona State

**Patriots Seasons (7): 1976-82 ★ Pro Bowls (6)
Pro Football Hall of Fame 1997 ★ Patriots Hall of Fame 1994**

Haynes played for the Patriots from 1976 to 1982 before finishing his career with the Los Angeles Raiders from 1983-89 ... In 1997, became the second Patriot to be elected to the Pro Football Hall of Fame ... Selected to the NFL's 75th Anniversary Team ... Named to the NFL's all-decade team for the 1980s ... Named to six Pro Bowls (1976-80 and 1982) with the Patriots and three more with the Raiders ... Voted to two All-Pro teams, six All-AFC teams and the All-Rookie team during his Patriots career ... Named to the Patriots 35th Anniversary Team in 1994 ... Named to the Patriots Team of the Century in 2000 ... Entering 2008, his 28 interceptions in a Patriots uniform rank sixth in franchise history ... Entering 2008, his punt return average of 10.4 yards is tied for third in team history ... Became the first player in Patriots history to return a punt for a touchdown with an 89-yard return against Buffalo on Nov. 7, 1976.



HAYNES' PATRIOTS STATISTICS

Years	G	Interceptions						Punt Returns					
		No	Yds	Avg	LG	TD	No	Yds	Avg	LG	TD		
1976	14	8	90	11.3	28	0	45	608	13.5	89t	2		
1977	14	5	54	10.8	22	0	24	200	8.3	46	0		
1978	16	6	123	20.5	50	1	14	183	13.1	35	0		
1979	16	3	66	22.0	33	0	5	16	3.2	5	0		
1980	13	1	31	31.0	31	0	17	140	8.2	35	0		
1981	8	1	3	3.0	3	0	6	12	2.0	6	0		
1982	9	4	26	6.5	26	0	0	0	0.0	0	0		
Patriots Totals	90	28	393	14.0	50	1	111	1,159	10.4	89t	2		

PATRIOTS HALL OF FAME BIOS



Nick Buoniconti ★ LB ★ Notre Dame Patriots Seasons (7): 1962-68 ★ AFL All-Star Games (5) Pro Football Hall of Fame 2001 ★ Patriots Hall of Fame 1992


Buoniconti played for the Patriots from 1962 to 1968 before finishing his career with the Miami Dolphins ... In 2001, became the third Patriot to be named to the Pro Football Hall of Fame ... Appeared in five consecutive AFL All-Star games during his Patriots career (1963-67) ... Was a part of the Patriots' first-ever championship game appearance in the 1963 AFL Championship ... The leading vote-getter on the 1966 AFL All-Star team ... Recorded 24 interceptions as a Patriot ... Went on to play for the undefeated 1972 Miami Dolphins as a part of the "No Name Defense" ... Named to the All-AFL 10 Year Anniversary Team in 1971.

BUONICONTI'S PATRIOTS STATISTICS

Years	Games	Int	Yds	Avg	LG	TD	Sacks
1962	14	2	3	1.5	3	0	1.0
1963	14	3	42	14.0	26	0	6.5
1964	14	5	75	15.0	26	0	4.5
1965	14	3	31	10.3	26	0	2.0

Years	Games	Int	Yds	Avg	LG	TD	Sacks
1966	14	4	43	10.8	41	0	0.0
1967	13	4	7	1.8	7	0	1.0
1968	8	3	22	7.3	14	0	3.0
N.E. Totals	91	24	223	9.3	41	0	18.0

Bruce Armstrong ★ T ★ Louisville Patriots Seasons (14): 1987-2000 ★ Pro Bowls (6) Patriots Hall of Fame 2001



Armstrong spent his entire 14-season career with the Patriots, from 1987 to 2000 ... Started all 212 games he played in, making him the franchise's all-time leader in career starts and games played ... Appeared in six Pro Bowls during his Patriots career (1990-91, 1994-97) ... One of only three players to play in three decades with the same NFL team (1980s, 1990s and 2000s) ... Named to the Patriots 35th Anniversary Team in 1994 ... Named to the Patriots Team of the Century in 2000.



Gino Cappelletti ★ WR/K ★ Minnesota Patriots Seasons (11): 1960-70 ★ AFL All-Star Games (5) Patriots Hall of Fame 1992

Cappelletti spent his 11-year career with the Patriots, from 1960-70 as one of the original members of the squad ... A five-time AFL All-Star selection ... Selected as the AFL Most Valuable Player in 1964 ... One of only three players to play in every game in the AFL's 10-year history ... Finished as the AFL's all-time leader in points (1,100) and field goals (170) ... Led the AFL in scoring five times ... Holds the top two scoring seasons in AFL history with 155 points in 1964 and 147 points in 1961 ... Registered the fifth highest scoring season in

AFL annals with 132 points in 1965 ... Ranks second on the Patriots' all-time scoring list with 1,130 points (42 TDs, 176 FGs and 342 PATs) ... Ranks second in Patriots history with 353 extra points attempted and 342 extra points made ... Is sixth on the Patriots' receiving list with 292 catches and seventh with 4,589 receiving yards ... Selected as a member of the All-AFL 10 Year Anniversary Team in 1971.


CAPPELLETTI'S PATRIOTS STATISTICS

Years	G	Receptions					Kicking				
		No	Yds	Avg	LG	TD	XP	XPA	FG	FGA	Pts
1960	14	1	28	28.0	28	0	30	32	8	22	60
1961	14	45	768	17.1	53	8	48	50	17	32	147
1962	14	34	479	14.5	40	5	38	40	20	37	128
1963	14	34	493	14.5	38	2	35	36	22	38	113
1964	14	49	865	17.7	58	7	36	36	25	39	155
1965	14	37	680	18.4	57	9	27	27	17	27	132

Years	G	Receptions					Kicking				
		No	Yds	Avg	LG	TD	XP	XPA	FG	FGA	Pts
1966	14	43	676	15.7	63	6	35	36	16	32	119
1967	14	35	397	11.3	35	3	29	30	16	31	95
1968	14	13	182	14.0	30	2	26	26	15	27	83
1969	14	1	21	21.0	21	0	26	27	14	34	68
1970	13	0	0	0.0	0	0	12	13	6	15	30
Totals	153	292	4,589	15.7	63	42	342	353	176	334	1,130

Two-point conversions: 1960 (3), 1964 (1)

PATRIOTS HALL OF FAME BIOS



Ben Coates ★ TE ★ Livingstone College

Patriots Seasons (9): 1991-99 ★ Pro Bowls (5)

Patriots Hall of Fame 2008

Coates played in 142 games over nine seasons with the Patriots, starting 105 ... Enters 2008 third all-time in Patriots history in receptions (490), fourth in receiving yards (5,471) and second in receiving touchdowns (50) ... Set the NFL's single-season reception record for a tight end in 1994 with 96 receptions (now tied for third) and still holds the franchise record for receptions by a tight end ... Led the team in touchdown receptions for six consecutive seasons (1993-98) and led the team in receptions five times (1992-95, 1997-98) ... Named to the Patriots Team of the Century in 2000 ... Ranks in the top 10 all time among NFL tight ends in career receptions, yards and touchdowns ... Was a member of the Patriots' 1996 AFC Championship team.

COATES'S PATRIOTS STATISTICS

Year	G	GS	Rec	Yds	Avg	Lg	TD	Year	G	GS	Rec	Yds	Avg	Lg	TD
1991	16	2	10	95	9.5	17	1	1996	16	15	62	682	11	84t	9
1992	16	2	20	171	8.6	22t	3	1997	16	16	66	737	11.2	35	8
1993	16	10	53	659	12.4	54t	8	1998	14	14	67	668	10	33	6
1994	16	16	96	1174	12.2	62t	7	1999	16	15	32	370	11.6	27	2
1995	16	15	84	915	10.9	35	6	Totals	142	105	490	5471	11.2	84t	50

Bob Dee ★ DE ★ Holy Cross

Patriots Seasons (8): 1960-67 ★ AFL All-Star Games (4)

Patriots Hall of Fame 1993

Dee played for the Patriots from 1960-67, never missing a game during his eight-year career and starting 112 consecutive games ... Scored the first touchdown in AFL history when he dove onto a fumble in the end zone in a preseason contest versus Buffalo on July 30, 1960 ... Voted to four AFL All-Star teams (1961, 1963-65) ... Named to the All-AFL 10 Year Anniversary Team in 1971 ... Recorded 27.5 sacks as a member of the Patriots.




DEE'S PATRIOTS STATISTICS

Years	G	Sacks	Years	G	Sacks	Years	G	Sacks
1960	14	2.5	1963	14	7.0	1966	14	2.5
1961	14	5.5	1964	14	3.5	1967	14	2.5
1962	14	4.0	1965	14	0.0	Totals	112	27.5

Steve Grogan ★ QB ★ Kansas State

Patriots Seasons (16): 1975-90

Patriots Hall of Fame 1995




Grogan spent a franchise-record 16 seasons with the Patriots, from 1975-90 ... Finished his career as the Patriots all-time career passing leader with 26,886 yards ... Held a franchise record until 2007 with 182 career touchdown passes ... Rushed for 2,164 yards (4.9 avg.) ... His 35 rushing touchdowns rank third in team history ... Tied for third in franchise history with 12 rushing scores in a season (1976) ... Held a Patriots single-game record until 2007 with a 153.9 passer rating, achieved by completing 13 of 18 passes for 315 yards with five touchdowns and no interceptions (9/9/79) ... Named to the Patriots 35th Anniversary Team in 1994.

GROGAN'S PATRIOTS STATISTICS

Passing										Rushing			Passing										Rushing		
Years	G	Att	Comp	Yds	TD	Int	Rat.	Att	Yds	TD	Years	G	Att	Comp	Yds	TD	Int	Rat.	Att	Yds	TD				
1975	13	274	139	1,976	11	18	60.4	30	110	3	1983	12	303	168	2,411	15	12	81.4	23	108	2				
1976	14	302	145	1,903	18	20	60.4	60	397	12	1984	3	68	32	444	3	6	46.4	7	12	0				
1977	14	305	160	2,162	17	21	65.2	61	324	1	1985	7	156	85	1,311	7	5	84.1	20	29	2				
1978	16	362	181	2,824	15	23	63.6	81	539	5	1986	4	102	62	976	9	2	113.8	9	23	1				
1979	16	423	206	3,286	28	20	77.4	64	368	2	1987	7	161	93	1,183	10	9	78.2	20	37	2				
1980	12	306	175	2,475	18	22	73.1	30	112	1	1988	6	140	67	834	4	13	37.6	6	12	1				
1981	8	216	117	1,859	7	16	63.0	12	49	2	1989	7	261	133	1,697	9	14	60.8	9	19	0				
1982	6	122	66	930	7	4	84.4	9	42	1	1990	4	92	50	615	4	3	76.1	4	-5	0				
Totals										149	3,593	1,879	26,886	182	208	69.6	445			2,176	35				

PATRIOTS HALL OF FAME BIOS

Jim Lee Hunt ★ DT ★ Prairie View Patriots Seasons (12): 1960-71 ★ AFL All-Star Games (4) Patriots Hall of Fame 1993



Hunt played from 1960-71 as an original member of the Patriots squad ... Played in 141 games during his 12-season Patriots career ... Voted to four AFL All-Star games (1961, 1966-67 and 1969) ... Voted the "best pass rushing tackle" by AFL scouts in 1967 ... Selected as a member of the All-AFL 10 Year Anniversary Team in 1971 ... Named to the Patriots 35th Anniversary Team in 1994 ... Named to the Patriots Team of the Century in 2000.

HUNT'S PATRIOTS STATISTICS

Years	G	Sacks	Years	G	Sacks	Years	G	Sacks
1960	6	0.0	1965	14	3.0	1969	14	3.5
1961	14	3.0	1966	14	9.0	1970	14	2.5
1962	14	0.0	1967	14	5.0	1971	14	0.0
1963	14	0.0	1968	14	1.5	Totals	141	29.0
1964	14	2.5						

Stanley Morgan ★ WR ★ Tennessee Patriots Seasons (13): 1977-89 ★ Pro Bowls (4) Patriots Hall of Fame 2007



Played for the Patriots for 13 seasons from 1977-89 ... Entering the 2008 NFL season, his career average of 19.2 yards per catch is the best in NFL history among the 98 players with 500 or more career receptions ... Of the 18 wide receivers in the Pro Football Hall of Fame, only one has a higher yards-per-catch average (Paul Warfield, 20.8) ... Entering the 2008 season, is the Patriots' all-time leader in touchdowns (68 total - 67 receiving, 1 punt ret.), receiving yards (10,352), 100-yard receiving games (39), and 1,000-yard receiving seasons ... His total of 534 receptions with the Patriots stood as a franchise record from 1984 to 2006 ... His 1,491 receiving yards in 1986 and his 12 receiving touchdowns in 1979 were franchise records until 2007 ... Was honored in an enshrinement ceremony at the Patriots Kickoff Gala at Gillette Stadium on Aug. 27, 2007.

MORGAN'S PATRIOTS STATISTICS

Years	G	Rec	Yds	Avg	Lg	TD	Years	G	Rec	Yds	Avg	Lg	TD	Years	G	Rec	Yds	Avg	Lg	TD
1977	14	21	443	21.1	64t	3	1982	9	28	584	10.9	75t	3	1987	9	40	672	16.8	45	3
1978	16	34	820	24.1	75t	5	1983	16	58	863	14.9	50t	2	1988	16	31	502	16.2	32	4
1979	16	44	1002	22.8	63t	12	1984	13	38	709	18.7	76t	5	1989	10	28	486	17.4	55t	3
1980	16	45	991	22.0	71	6	1985	15	39	760	19.5	50t	5	Totals	179	534	10352	19.4	76t	67
1981	13	44	1029	23.4	76t	6	1986	16	84	1491	17.8	44t	10							

Steve Nelson ★ LB ★ North Dakota State Patriots Seasons (14): 1974-87 ★ Pro Bowls (3) Patriots Hall of Fame 1993



Nelson spent his entire 14-season career with the Patriots, from 1974-87 ... Played in 174 games as a Patriot ... Voted to three NFL Pro Bowls (1981, 1985-86) ... Led the team in tackles in eight of his 14 seasons ... Recorded over 100 tackles nine times in his career and finished with 1,776 total tackles (10.2 avg. per game) ... Posted a career-high 207 stops in 1984, an unofficial Patriots record ... Named to the Patriots 35th Anniversary Team in 1994 ... Named to the Patriots Team of the Century in 2000.

NELSON'S PATRIOTS STATISTICS

Years	G	TT	UT	Sack	Int	Yds	Years	G	TT	UT	Sack	Int	Yds	Years	G	TT	UT	Sack	Int	Yds
1974	11	79	58	0	0	0	1979	15	135	85	2	1	18	1984	16	207	71	3.5	1	0
1975	14	157	118	2	2	8	1980	16	186	116	0	3	37	1985	15	149	74	2	0	0
1976	10	91	57	1	2	32	1981	12	126	62	0	0	0	1986	10	70	36	1	2	21
1977	13	134	90	4.5	0	0	1982	9	130	45	0	0	0	1987	11	99	35	0	0	0
1978	14	115	75	1	5	104	1983	8	98	30	1	1	6	Totals	174	1,776	952	18	17	226

PATRIOTS HALL OF FAME BIOS

Vito "Babe" Parilli ★ QB ★ Kentucky
Patriots Seasons (7): 1961-67 ★ AFL All-Star Games (3)
Patriots Hall of Fame 1993



Parilli played in 94 games for the Patriots from 1961-67 ... Threw for over 20,000 yards during his NFL career ... Voted to three AFL All-Star teams (1963-64 and 1966) and earned the AFL's Comeback Player of the Year Award in 1966 ... Named to the All-AFL 10 Year Anniversary Team in 1971 ... His 31 touchdown passes in 1964 were a team record until 2007 ... Enters the 2008 season ranked fourth on the Patriots all-time career passing list with 16,747 yards and fourth with 132 touchdowns on 2,413 attempts ... Ranks fourth on the Patriots' career completion list with 1,140.

PARILLI'S PATRIOTS STATISTICS

Years	G	Att	Comp	Passing				Years	G	Att	Comp	Yds	TD	Int	Rat.
				Yds	TD	Int	Rat.								
1961	14	198	104	1,314	13	9	76.5	1964	14	473	228	3,465	31	27	70.8
1962	10	253	140	1,988	18	8	91.5	1965	14	426	173	2,597	18	26	50.0
1963	14	337	153	2,345	13	24	52.1	1966	14	382	181	2,721	20	20	66.9
								1967	14	344	161	2,317	19	24	58.5
								Totals	94	2,413	1,140	16,747	132	138	64.8

RON BURTON COMMUNITY SERVICE AWARD

In 2003, Patriots owner Robert Kraft established the annual New England Patriots Ron Burton Community Service Award. The honor recognizes the Patriots player who most embodies the qualities of Burton, who was the first player drafted by the team in 1960 and was known for his commitment to the community and helping others. The award is given annually at the New England Patriots Charitable Foundation Kickoff Gala, and the recipient is honored on a permanent trophy that resides in the Patriots locker room.

RON BURTON AWARD WINNERS

2003	Joe Andruzzi
2004	Troy Brown
2005	Matt Light
2006	Jarvis Green
2007	Ty Warren

PATRIOTS TEAM OF THE CENTURY

The team of the century was selected by readers of *Patriots Football Weekly* through mail-in and online voting prior to the 2000 season.

OFFENSE			DEFENSE		
Position	Player	Years Played	Position	Player	Years Played
Quarterback	Drew Bledsoe	1993-2001	Defensive End	Julius Adams	1971-77, 79-85, 87
Running Back	Sam Cunningham	1973-79, 81-82	Defensive End	Willie McGinest	1994-2005
Running Back	Curtis Martin	1995-97	Defensive Tackle	Houston Antwine	1961-71
Wide Receiver	Stanley Morgan	1977-89	Defensive Tackle	Jim Lee Hunt	1960-71
Wide Receiver	Gino Cappelletti	1960-70	Linebacker	Andre Tippett	1982-88, 90-93
Tight End	Ben Coates	1991-99	Linebacker	Steve Nelson	1974-87
Center	Pete Brock	1976-87	Linebacker	Ted Johnson	1995-2004
Guard	John Hannah	1973-85	Linebacker	Vincent Brown	1988-95
Guard	Sam Adams	1972-80	Cornerback	Ty Law	1995-2004
Tackle	Bruce Armstrong	1987-2000	Cornerback	Mike Haynes	1976-82
Tackle	Leon Gray	1973-78	Safety	Lawyer Milloy	1996-2002
			Safety	Fred Marion	1982-91



DE Julius Adams

SPECIAL TEAMS

Position	Player	Years Played
Kicker	Gino Cappelletti	1960-70
Punter	Rich Camarillo	1981-87

Player of the Century – John Hannah, 1973-85
Head Coach – Bill Parcells, 1993-96



RB Sam Cunningham


PATRIOTS ANNIVERSARY TEAMS

35TH ANNIVERSARY TEAM

In 1994, a panel of local media members selected the Patriots 35th Anniversary Team. There are 11 offensive players, 12 defensive players and three specialists listed below.

OFFENSE


Position	Player	Years Played
Quarterback	Steve Grogan	1975-90
Running Back	Jim Nance	1965-71
Running Back	Sam Cunningham	1973-79, 81-82
Wide Receiver	Stanley Morgan	1977-89
Wide Receiver	Gino Cappelletti	1960-70
Tight End	Russ Francis	1975-80, 87-88
Tackle	Bruce Armstrong	1987-2000
Tackle	Tom Neville	1965-77
Guard	John Hannah	1973-85
Guard	Sam Adams	1972-80
Center	Jon Morris	1964-74



TE Russ Francis

DEFENSE

Position	Player	Years Played
Defensive End	Julius Adams	1971-79, 85-87
Defensive End	Larry Eisenhauer	1961-69
Defensive Tackle	Houston Antwine	1961-71
Defensive Tackle	Jim Lee Hunt	1960-71
Linebacker	Andre Tippett	1982-93
Linebacker	Nick Buoniconti	1962-68
Linebacker	Steve Nelson	1974-87
Linebacker	Sam Hunt	1974-79
Cornerback	Mike Haynes	1976-82
Cornerback	Raymond Clayborn	1977-89
Safety	Fred Marion	1982-91
Safety	Ron Hall	1961-67



S Fred Marion

SPECIALISTS

Position	Player	Years Played
Kicker	Gino Cappelletti	1960-70
Punter	Rich Camarillo	1981-87
Specialist	Mosi Tatupu	1978-90

10TH ANNIVERSARY TEAM

The first All-Time Patriots team was voted on by the Patriots fans. The ballots were tallied on November 27, 1971 and announced during halftime of the 1971 season finale.

OFFENSE


Position	Player	Years Played
Quarterback	Vito "Babe" Parilli	1961-67
Fullback	Jim Nance	*1965-71
Running Back	Larry Garron	1960-68
Wide Receiver	Jim Colclough	1960-68
Wide Receiver	Art Graham	1963-69
Tight End	Jim Whalen	1965-69
Tackle	Charlie Long	1961-69
Tackle	Tom Neville	*1965-77
Guard	Billy Neighbors	1962-65
Guard	Len St. Jean	*1964-73
Center	Jon Morris	*1964-74



FB Jim Nance

DEFENSE

Position	Player	Years Played
Defensive End	Bob Dee	1960-67
Defensive End	Larry Eisenhauer	1961-69
Defensive Tackle	Houston Antwine	*1961-71
Defensive Tackle	Jim Lee Hunt	*1960-71
Outside Linebacker	Tom Addison	1960-67
Outside Linebacker	Ed Philpott	*1966-71
Middle Linebacker	Nick Buoniconti	1962-68
Cornerback	Chuck Shonta	1960-67
Cornerback	Daryl Johnson	*1968-71
Safety	Don Webb	*1962-71
Safety	Ron Hall	1961-67



T Tom Neville

SPECIALISTS

Position	Player	Years Played
Kicker	Gino Cappelletti	1960-70
Punter	Tom Yewcic	1961-67

* denotes active status at time of selection

PATRIOTS IN THE PRO BOWL

Includes AFL All-Star Games (1960-1970) and AFC-NFC Pro Bowls (1971-2007)

1960 (0)

No game played

1961 (7)

LB Tom Addison (1)
DB Fred Bruney (1)
WR Gino Cappelletti (1)
DE Bob Dee (1)
HB Larry Garron (1)
DT Jim Hunt (1)
G Charlie Leo (1)

1962 (6)

LB Tom Addison (2)
DB Fred Bruney (2)
DE Larry Eisenhower (1)
WR Jim Colclough (1)
DB Dick Felt (1)
T Charlie Long (1)

1963 (11)

LB Tom Addison (3)
DT Houston Antwine (1)
LB Nick Buoniconti (1)
WR Gino Cappelletti (2)
DE Bob Dee (2)
DE Larry Eisenhower (2)
FB Larry Garron (2)
DB Ron Hall (1)
G Charlie Long (2)
G Billy Neighbors (1)
QB Babe Parilli (1)

1964 (9)

LB Tom Addison (4)
DT Houston Antwine (2)
LB Nick Buoniconti (2)
WR/K Gino Cappelletti (3)
DE Bob Dee (3)
DE Larry Eisenhower (3)
RB Larry Garron (3)
C Jon Morris (1)
QB Babe Parilli (2)

1965 (4)

DT Houston Antwine (3)
LB Nick Buoniconti (3)
DE Bob Dee (4)
C Jon Morris (2)

1966 (11)

DT Houston Antwine (4)
LB Nick Buoniconti (4)
WR/K Gino Cappelletti (4)
DE Larry Eisenhower (4)
DT Jim Lee Hunt (2)
C Jon Morris (3)
FB Jim Nance (1)
T Tom Neville (1)
QB Babe Parilli (3)
DB Chuck Shonta (1)
G Len St. Jean (1)

1967 (7)

DT Houston Antwine (5)
LB Nick Buoniconti (5)
RB Larry Garron (4)
DT Jim Lee Hunt (3)
C Jon Morris (4)
FB Jim Nance (2)
T Don Oakes (1)

1968 (5)

DT Houston Antwine (6)
WR/K Gino Cappelletti (5)
CB Leroy Mitchell (1)
C Jon Morris (5)
T Tom Neville (2)

1969 (6)

RB Carl Garrett (1)
DT Jim Lee Hunt (4)
C Jon Morris (6)
WR Ron Sellers (1)
QB Mike Taliaferro (1)
S Don Webb (1)

1970 (1)

C Jon Morris (7)

1971-75 (0)

None

1976 (4)

TE Russ Francis (1)
T Leon Gray (1)
G John Hannah (1)
CB Mike Haynes (1)

1977 (2)

TE Russ Francis (2)
CB Mike Haynes (2)

1978 (5)

FB Sam Cunningham (1)
TE Russ Francis (3)
T Leon Gray (2)
G John Hannah (2)
CB Mike Haynes (3)

1979 (3)

G John Hannah (3)
CB Mike Haynes (4)
WR Stanley Morgan (1)

1980 (7)

DE Julius Adams (1)
FS Tim Fox (1)
G John Hannah (4)
CB Mike Haynes (5)
WR Stanley Morgan (2)
LB Steve Nelson (1)
PK John Smith (1)

1981 (1)

G John Hannah (5)

1982 (2)

G John Hannah (6)
CB Mike Haynes (6)

1983 (5)

P Rich Camarillo (1)
CB Ray Clayborn (1)
RB Tony Collins (1)
G John Hannah (7)
T Brian Holloway (1)

1984 (4)

G John Hannah (8)
T Brian Holloway (2)
LB Steve Nelson (2)
LB Andre Tippett (1)

1985 (8)

CB Ray Clayborn (2)
RT Irving Fryar (1)
G John Hannah (9)
T Brian Holloway (3)
RB Craig James (1)
FS Fred Marion (1)
LB Steve Nelson (3)
LB Andre Tippett (2)

1986 (5)

CB Ray Clayborn (3)
K Tony Franklin (1)
WR Stanley Morgan (3)
SpT Mosi Tatupu (1)
LB Andre Tippett (3)

1987 (2)

WR Stanley Morgan (4)
LB Andre Tippett (4)

1988 (3)

RB John Stephens (1)
LB Andre Tippett (5)
LB Johnny Rember (1)

1989 (1)

LB Johnny Rember (2)

1990 (1)

T Bruce Armstrong (1)

1991 (2)

T Bruce Armstrong (2)
TE Marv Cook (1)

1992 (1)

TE Marv Cook (2)

1993 (0)

None

1994 (3)

T Bruce Armstrong (3)
QB Drew Bledsoe (1)
TE Ben Coates (1)

1995 (3)

T Bruce Armstrong (4)
TE Ben Coates (2)
RB Curtis Martin (1)

1996 (6)

T Bruce Armstrong (5)
QB Drew Bledsoe (2)
TE Ben Coates (3)
RB Curtis Martin (2)

1996 (Cont.)

DE Willie McGinest (1)
KR David Meggett (1)

1997 (5)

T Bruce Armstrong (6)
QB Drew Bledsoe (3)
TE Ben Coates (4)
LB Chris Slade (1)
SpT Larry Whigham (1)
1998 (3)
TE Ben Coates (5)
CB Ty Law (1)
S Lawyer Milloy (1)

1999 (2)

WR Terry Glenn (1)
S Lawyer Milloy (2)

2000 (0)

None

2001 (4)

QB Tom Brady (1)
WR Troy Brown (1)
CB Ty Law (2)
S Lawyer Milloy (3)

2002 (6)

SpT Larry Izzo (2)
S Lawyer Milloy (4)
CB Ty Law (3)
DT Richard Seymour (1)
K Adam Vinatieri (1)
C Damien Woody (1)

2003 (3)

CB Ty Law (4)
LB Willie McGinest (2)
DT Richard Seymour (2)

2004 (5)

QB Tom Brady (2)
LB Tedy Bruschi (1)
SpT Larry Izzo (3)
DT Richard Seymour (3)
K Adam Vinatieri (2)

2005 (2)

QB Tom Brady (3)
DT Richard Seymour (4)

2006 (2)

T Matt Light (1)
DT Richard Seymour (5)

2007 (8)

QB Tom Brady (4)
C Dan Koppen (1)
T Matt Light (2)
G Logan Mankins (1)
WR Randy Moss (6)
CB Asante Samuel (1)
LB Mike Vrabel (1)
NT Vince Wilfork (1)

PATRIOTS PRO BOWL RECORDS

MOST APPEARANCES

- John Hannah (1976, 1978-85)
- Jon Morris (1964-1970)
- Houston Antwine (1963-68)
- Bruce Armstrong (1990-91, 94-97)
- Mike Haynes (1976-80, 82)

MOST CONSECUTIVE APPEARANCES

- John Hannah (1978-85)
- Jon Morris (1964-70)
- Houston Antwine (1963-68)
- Ben Coates (1994-98)
- Mike Haynes (1976-80)
- Richard Seymour (2002-06)
- Andre Tippett (1984-88)

NOTE: The year indicates the season in which the player was selected for Pro Bowl participation, but the game itself is played the following January or February. For example, players selected in the 2007 season played in the 2008 Pro Bowl, but are listed under 2007.

HISTORICAL TIMELINE: 1959-68

1959

- Nov. 16 American Football League's eighth and final franchise is awarded to William H. Sullivan, Jr.
- Nov. 22 Northwestern RB Ron Burton is selected as first draft choice and Syracuse RB Gerhardt Schwedes is made first territorial choice.
- Dec. Mike Holovak is named director of player personnel. He is the first executive hired.
- Dec. 20 Clemson QB Harvey White becomes the first player to sign a Boston Patriots contract.

1960

- Feb. 8 Lou Saban is appointed first head coach.
- Feb. 20 As the result of a public contest, the team nickname of Patriots is chosen. The Patriots also announce that the team colors will be red, white and blue.
- April 1 Boston University Field is named as the Patriots first home.
- April 2 Patriots become first pro team in history to issue public stock.
- April 19 Uniformed Patriot centering football (creative work of cartoonist Phil Bissell) is adopted as team logo.
- July 4 Team opens first training camp at the University of Massachusetts, 350 players attended.
- Aug. 14 Patriots play their first home game, a 24-14 preseason loss to the Dallas Texans before 11,000 fans at Harvard Stadium.
- Sept. 9 In their first regular season game, the Patriots open with a 13-10 loss to Denver at B.U. Field before a crowd of 21,597.
- Sept. 16 DB Chuck Shonta recovered a fumble on the final play of the game and ran for a touchdown to give the Patriots their first victory with a 28-24 advantage over the N.Y. Titans at the Polo Grounds in New York.
- Nov. 25 The Patriots host the Houston Oilers in front of 27,123 fans at B.U. Field, recording the first sellout in the history of the AFL.

1961

- Oct. 10 Mike Holovak replaces Lou Saban as head coach.
- Dec. 17 The Patriots ended the season with a 41-0 shutout over San Diego to finish with a 9-4-1 record, second in the AFL Eastern Division. The 41-point margin of victory remains the largest shutout victory in Patriots history.

1962

- Sept. 16 Opened the season at Harvard Stadium and beat the Houston Oilers 34-21. The Patriots played the remainder of their games at Boston University Field.
- Dec. 12 The Oakland Raiders claim one of the AFL's most shocking upsets with a 20-0 victory over the Patriots in the season finale. It was the Raiders' only victory of the season and knocked the Patriots out of championship contention.

1963

- Oct. 11 Patriots play their first game in Fenway Park and beat Oakland 20-14.



In the AFL's first ever preseason game on July 30, 1960, the Patriots defeat Buffalo 28-7 at War Memorial Stadium. Patriots DE Bob Dee (above) recovered a fumble for the league's first touchdown.

1963 (Cont.)

- Dec. 28 With a 26-8 victory over Buffalo, the Patriots win the AFL's Eastern Division title in the league's only season-ending tie-breaker game.

1964

- Jan. 5 The Patriots fall in the AFL title game, 51-10, to the Chargers in San Diego.
- Oct. 4 Gino Cappelletti boots six field goals in a win at Denver, setting the team's single-game record.
- Dec. 20 Gino Cappelletti finished the season with 155 total points, an AFL record and ranks fourth in NFL history. He won AFL MVP honors.

1966

- Rommie Loudd becomes the first African-American assistant coach in the AFL when Mike Holovak adds him to the Patriots coaching staff prior to the 1966 season. The following season, Loudd was named director of player personnel.
- Dec. 17 Jim Nance rushes for 78 yards against the N.Y. Jets in the season finale giving him 1,458 yards rushing for the season, a Patriots single-season team record until 1995. Nance was later honored with the league's Most Valuable Player award.

1967

- Aug. 13 Patriots played the Baltimore Colts of the NFL in a preseason game. It was the first time the Patriots had played an NFL team. The Patriots lost the game 33-3.
- Dec. 17 Jim Nance finishes the season with 1,216 yards rushing and becomes the first player in AFL history to rush for over 1,000 yards in back-to-back seasons.

1968

- Nov. 10 Gino Cappelletti became the first player in AFL history to score more than 1,000 points in his career, reaching the milestone on a 19-yard touchdown catch.

HISTORICAL TIMELINE: 1969-82

1969

- Jan. 30 Patriots appoint Clive Rush as vice president and head coach.

1970

- Feb. 1 The AFL and NFL announce a merger, forming a common league with 26 teams, 13 in the American Football Conference and 13 in the National Football Conference.
- April 4 Foxboro, Mass. selected as the new playing site for the Patriots.
- Sept. 23 Official ground-breaking ceremonies begin for the construction of the Patriots new stadium in Foxboro, Mass. The stadium opened nearly one year later.
- Nov. 12 John Mazur replaces Clive Rush as head coach.

1971

- Mar. 22 The Boston Patriots are renamed the New England Patriots.
- Aug. 15 The Patriots make their debut at Schaefer Stadium in Foxboro. Gino Cappelletti kicked a 36-yard field goal for the first points scored in the stadium as the Patriots topped the N.Y. Giants 20-14 before 60,423 fans.

1972

- Feb. 17 The Patriots made financial history by paying first cash dividend of 15 cents per share.

1973

- Jan. 26 Chuck Fairbanks is named head coach and general manager.
- Jan. 30 The Patriots solidify their franchise for years to come when they selected John Hannah (fourth overall), RB Sam Cunningham (11th) and WR Darryl Stingley (19th) in the first round of the 1973 draft.

1975

- Nov. 7 President William H. Sullivan, Jr. became the first majority owner in club history when he purchased additional voting stock to give him 88 percent of the franchise's voting stock.

1976

- July 10 Patriots open their training camp for the first time at Bryant College in Smithfield, R.I. after spending the summers of 1969-75 at UMass/Amherst.
- Dec. 5 Patriots defeat New Orleans 27-6 at Foxboro to qualify for their first NFL playoff appearance and their first playoff appearance since the 1963 AFL Championship game.
- Dec. 8 Non-voting stockholders approve offer of \$15 per share made by Billy Sullivan to purchase all non-voting stock.
- Dec. 18 Lost AFC divisional playoff game to the eventual Super Bowl Champion Oakland Raiders, 24-21, in the final 10 seconds of the game.

1977

- Aug. 20 Work completed on installation of new surface (Super Turf) in Schaefer Stadium.

1978

- Dec. 10 Patriots clinch their first outright divisional championship in the club's history with a last minute 26-24 victory over Buffalo at home.
- Dec. 31 Patriots lose 31-14 to Houston in first playoff game ever played in Foxboro.

1979

- April 2 Patriots announce that head coach and general manager Chuck Fairbanks has been released from his contract to assume duties as head football coach at the University of Colorado.
- April 6 Francis "Bucko" Kilroy named general manager and former Patriots offensive coordinator Ron Erhardt is named head coach.
- Sept. 3 Former wide receiver Darryl Stingley is named Executive Director of Player Personnel.
- Dec. 16 In a 27-23 victory over the Minnesota Vikings to close out the 1979 regular season, WR's Harold Jackson and Stanley Morgan became the first and second players in Patriots history to surpass the 1,000-yard receiving single-season mark. Jackson finished the 1979 campaign with 1,013 yards and Morgan totaled 1,002.

1980

- Feb. 25 Paul Sonnabend resigns as Executive Director of the NFL Management Council and is appointed as Vice President and a member of the Board of Directors of the Patriots.
- April 8 William H. "Billy" Sullivan, Jr., President of the Patriots, is re-elected as Chairman of the Board of NFL Properties.

1981

- Nov. 29 FB Sam Cunningham, with 35 yards on nine carries against St. Louis at Foxboro, surpasses Jim Nance (5,323 yards on 1,323 carries) as the Patriots all-time career rushing leader.

1982

- Jan. 15 Ron Meyer, head coach at Southern Methodist University from 1976-81, is named the eighth head coach in club history.
- Dec. 12 The Patriots defeat the Miami Dolphins 3-0 in the "Snow Plow Game." Mark Henderson used his snow plow and cleared a kicking surface on the Schaefer Stadium turf for John Smith. Smith then connected on a 33-yard field goal which would be the only scoring of the game.



In the "Snow Plow Game" on Dec. 12, 1982 at Schaefer Stadium, Mark Henderson used a snow plow to clear a kicking surface on the turf, helping John Smith to hit a 33-yard field goal in a 3-0 Patriots victory over Miami.

HISTORICAL TIMELINE: 1983-86

1983

- Jan. 8 In their first playoff appearance since 1978, the Patriots lose to the eventual AFC Champion Miami Dolphins at the Orange Bowl, 28-13.
- Feb. 16 General manager Bucko Kilroy is promoted to the position of Vice President and Patrick Sullivan, assistant general manager for four years, is named general manager.
- May 23 Schaefer Stadium is renamed Sullivan Stadium in honor of the founder and driving force behind the Patriots franchise, William H. "Billy" Sullivan, Jr.
- June 29 Sullivan Stadium is officially rededicated and the Boston Pops perform a concert in the stadium that is free to the public.

1984

- June 1 The Patriots organize a fan advisory board, a group of season ticket holders who will help advise the Patriots on how to make Sullivan Stadium a more exciting and more pleasant place to bring a family to watch an NFL game.
- June 5 In the first-ever NFL Supplemental Draft, the Patriots select slotback Ricky Sanders of the Houston Gamblers, running back Eric Jordan of the Oakland Invaders and quarterback Walter Lewis of the Memphis Showboats.
- Oct. 25 Hall of Fame receiver Raymond Berry is named the head coach of the Patriots, replacing Ron Meyer. Berry, a former Patriots assistant coach, becomes the team's ninth head coach.

1985

- Oct. 13 Raymond Clayborn establishes a new team record for consecutive starts by starting his 111th straight game. Ray Hamilton had the old mark of 110 (set Sept. 16, 1973 to Oct. 26, 1980). Clayborn celebrated the record-setting day by scoring his first professional touchdown on a 27-yard interception return.



Patriots head coach Raymond Berry was carried off the field by his players after the Patriots defeated the Miami Dolphins, 31-14, in the 1985 AFC Championship Game, advancing to Super Bowl XX.

1985 (Cont.)

- Dec. 28 The Patriots defeated the New York Jets, 26-14, at The Meadowlands (East Rutherford, N.J.) in the AFC wild-card game. With the victory, the Patriots won their first NFL playoff game (the Patriots had an 0-3 NFL playoff record prior to the game).

1986

- Jan. 12 The Patriots defeated the Miami Dolphins, 31-14, to claim their first AFC Championship in team history. In doing so, the Patriots ended an 18-game losing streak at the Orange Bowl that began in 1967. Raymond Berry became the first Patriots head coach to lead his team to the Super Bowl.
- Jan. 26 The Patriots participate in Super Bowl XX versus the Chicago Bears in the Louisiana Superdome in New Orleans. The Bears won the game, 46-10.



The Patriots reached the Super Bowl for the first time in team history when they played in Super Bowl XX following the 1985 season.

1986 (Cont.)

- Jan. 27 Defensive end Julius Adams retires after 15 years (all with the Patriots). He was the oldest active defensive lineman in the league at age 37 when he retired, and held the team record until 2000 with 210 games played.
- June 12 Coach Raymond Berry, who led the Patriots to the AFC Championship and Super Bowl XX in his first full season as the team's head coach, signs new five-year contract.
- June 30 John Hannah, who was selected to the Pro Bowl a team record nine times, announces his retirement from the NFL. He retires after starting 183 games, a team record until 1999.
- Sept. 7 1985 AFC Championship banner is raised at Sullivan Stadium in pregame ceremony prior to the season opener vs. Indianapolis. The banner is 10 feet wide and 15 feet long. Mr. William H. "Billy" Sullivan, Jr. is joined by the governors from each of the New England states.
- Sept. 21 QB Tony Eason throws for a then team-record 414 yards. The Patriots lose to Seattle, 38-31, in the game played in Foxboro. Eason was 26-of-45 with three touchdowns and no interceptions.

HISTORICAL TIMELINE: 1986-94

1986 (Cont.)

- Dec. 7 WR Stanley Morgan establishes a new team record for catches in one season with his 67th catch (had five catches on the day). Morgan, who finished the season with 84 catches, broke Derrick Ramsey's previous mark of 66 catches, set in 1984.
- Dec. 31 NEP Partners purchase a three-year option to buy the Patriots.

1987

- Nov. 29 Cornerback Raymond Clayborn ends his consecutive games played streak at 161. Clayborn broke Gino Cappelletti's record of 152 consecutive games played and Ray Hamilton's record 110 consecutive starts.

1988

- July 28 Victor K. Kiam II, the owner and chief executive officer of Remington Products, Inc. of Bridgeport, Conn., agrees to purchase the team from William H. "Billy" Sullivan, Jr.
- Oct. 28 Victor K. Kiam II becomes majority owner and chairman of the Patriots. Francis W. Murray, the minority owner, is the vice chairman. William H. "Billy" Sullivan, Jr., the founder and previous owner, remains as the team's president. The Kiam, Murray and Sullivan team is known as KMS Limited.
- Nov. 23 K-Korp, a company co-owned by Robert Kraft, purchases Sullivan Stadium.
- Dec. 4 Veteran wide receiver Stanley Morgan catches his 500th career reception vs. Seattle.

1989

- Jan. 6 Running back John Stephens is named the Old Spice/NFL Rookie of the Year.

1990

- Sullivan Stadium is renamed Foxboro Stadium.
- Feb. 27 Rod Rust is named the head coach of the Patriots, replacing Raymond Berry (who was relieved of his duties on Feb. 26). Rust, a former Patriots defensive coordinator, becomes the team's 10th head coach.
- Mar. 14 Former Patriots offensive guard John Hannah and cornerback Mike Haynes are selected to the National Football League's All-1980s team, while current linebacker Andre Tippett earned second-team honors.
- Dec. 20 Sam Jankovich, the University of Miami's Athletic Director from 1982-90, is named the chief executive officer of the Patriots.

1991

- Jan. 7 Dick MacPherson is named head coach of the Patriots, replacing Rod Rust (who was relieved of his duties on Jan. 4). MacPherson, the head coach at Syracuse for 10 seasons, becomes the team's 11th head coach.
- May 3 The installation of a natural grass playing surface at Foxboro Stadium is completed.
- July 27 Former Patriots offensive guard John Hannah is inducted into the Pro Football Hall of Fame in Canton, Ohio.

1992


- May 11 James B. Orthwein purchases the controlling interest of the Patriots from Victor K. Kiam II. Orthwein becomes Chairman of the Board of the club, while Francis W. Murray, the club's minority owner, becomes President. Sam Jankovich remains the CEO.
- Aug. Gino Cappelletti and Nick Buoniconti are inducted into the Patriots Hall of Fame.

1993

- Jan. 9 Sam Jankovich, the Patriots chief executive officer for the past two seasons, resigns.
- Jan. 21 Bill Parcells is named head coach of the Patriots, replacing Dick MacPherson (who was relieved of his duties on Jan. 8). Parcells becomes the team's 12th head coach. In addition, Patrick Forte is named Executive Vice President of Football Operations and James Hausmann is named Executive Vice President of Business Operations.
- Mar. 31 The Patriots unveil their new logo and uniforms at a press conference at the Four Seasons Hotel in Boston. The new icon features a streamlined head of a minuteman while the primary color of the uniforms changes from red to blue.
- Aug. 18 Bob Dee, Jim Lee Hunt, Steve Nelson and Babe Parilli are inducted into the Patriots Hall of Fame.

1994

- Jan. 2 Patriots LB Andre Tippett sacked Dolphin QB Scott Mitchell to record his 100th career sack. Tippett leads all Patriots with 100 sacks (Julius Adams ranks second with 79.5).



Andre Tippett played in the final game of his career on Jan. 2, 1994. In that game, he sacked Miami's Scott Mitchell to end his career with a team-record 100.0 sacks.

HISTORICAL TIMELINE: 1994-97

1994 (Cont.)

- Jan. 21 Robert K. Kraft becomes the Patriots fourth owner in the club's 35-year history with an agreement to purchase the team from James Orthwein.
- Feb. 25 The sale of the Patriots from James Orthwein to Robert K. Kraft becomes official.
- Feb. 26 Patriots fans respond to the sale by purchasing 5,958 season tickets, a Patriots single-day sales record.
- May 12 Andre Tippett is appointed director of player resources upon his announced retirement.



On January 21, 1994 Robert K. Kraft becomes the Patriots fourth owner in the club's 35-year history with an agreement to purchase the team from James Orthwein.



On February 26, 1994, Patriots fans respond to the sale by braving a snow storm to purchase 5,958 season tickets. The one-day mark is a Patriots single-day sales record.

1994 (Cont.)

- June 1 Second-round draft choice Kevin Lee becomes the 10th and final 1994 Patriots draft choice to sign a contract. The 37-day signing period is the fastest reported to the league since the 1970 AFL-NFL merger.
- Nov. The Patriots announce WBCN - 104.1 FM as the team's new radio flagship station after reaching a three-year agreement.
- Dec. 24 The Patriots defeat the Chicago Bears 13-3, clinching the teams first playoff berth since 1986.

1995

- Jan. 1 The Cleveland Browns defeat the Patriots 20-13 in a wild-card playoff game.
- Feb. 9 The Patriots announce Boston's ABC affiliate WCVB-TV (Channel 5) as their preseason television flagship station. WCVB will televise pre-season games and a weekly Patriots show, called Patriots All-Access.
- Mar. 29 The Patriots publish their premier issue of *Patriots Football Weekly*, the team's official newspaper.
- Apr. 29 For the first time in franchise history, every home game is sold out before the season begins as the remaining 15,000 tickets are sold individually to non-season ticket holders.

1996

- July 20 Owner Robert Kraft signs QB Drew Bledsoe to a seven-year contract extension.
- Dec. 8 The Patriots clinch their second playoff berth in two years by defeating the N.Y. Jets, 34-10.
- Dec. 15 The Patriots clinch their first AFC Division title since 1986.
- Dec. 21 The Patriots score 23 unanswered second half points and defeat the N.Y. Giants 23-22 to secure a first-round playoff bye and first home playoff game since 1978. WR Terry Glenn finished the 1996 season with 90 receptions, setting a new league rookie reception record (83 by Earl Cooper - 1980).

1997

- Jan. 5 The Patriots win their first home playoff game in team history by defeating the Pittsburgh Steelers 28-3 in Foxboro Stadium.
- Jan. 12 Otis Smith's 47-yard fumble return for a touchdown with 2:36 remaining enabled the Patriots to defeat the Jacksonville Jaguars 20-6 and earn their second AFC Championship and a trip to Super Bowl XXXI.
- Jan. 26 The Patriots lose 35-21 to the Green Bay Packers in Super Bowl XXXI. The two teams set a Super Bowl record for the most points scored by two teams in the first quarter with 24. The game was the fourth most-watched program in television history.



The Patriots played in their second Super Bowl following the 1996 season.

HISTORICAL TIMELINE: 1997-2000

1997 (Cont.)

- Jan. 31 Bill Parcells steps down as head coach.
- Feb. 3 The Patriots name Pete Carroll as their 13th head coach. Carroll, former head coach of the New York Jets in 1994, spent the '95 and '96 seasons as defensive coordinator of the San Francisco 49ers.
- July 26 Former Patriot CB Mike Haynes is inducted into the Pro Football Hall of Fame.
- Aug. 25 The Patriots introduce the world's first direct to digital nightly video webcast. The webcast contains everything from Patriots player interviews and press conferences to game reviews and previews.
- Sept. 21 For third time in team history, and first since 1974, the Patriots started the 1997 season 4-0 with a 31-3 victory over the Chicago Bears.
- Dec. 22 The Patriots clinched their second consecutive AFC East Division Championship with a 14-12 victory over the Miami Dolphins. It was their first back-to-back division championship in franchise history and their third playoff appearance in four years. With their victory over the Dolphins, the Patriots finished the 1997 season 7-1 against their division opponents, which tied a franchise record set in 1986.
- Dec. 28 The Patriots won their third home playoff game in two years when they defeated the Miami Dolphins, 17-3.

1998


- Jan. 3 The Patriots lost 7-6 to the Pittsburgh Steelers in the Divisional Playoff round.
- Feb. 23 William H. "Billy" Sullivan Jr., the founder of the New England Patriots, died at the age of 82 in Atlantis, Fla.
- Dec. 13 QB Drew Bledsoe completed a 4-yard pass to TE Lovett Purnell to become the Patriots' all-time leading completion leader, surpassing Steve Grogan (1,876).
- Dec. 20 The Patriots defeat the San Francisco 49ers 24-21 to qualify for the playoffs for the third consecutive year.

1999

- Jan. 3 Jacksonville Jaguars defeat the Patriots, 25-10, in a wild card playoff game.
- Feb. 7 Patriots CB Ty Law returns an interception 67 yards for a touchdown to propel the AFC to a 23-10 victory in the Pro Bowl. Law, who was selected to play in the game for the first time, was named co-MVP for his efforts.
- June "Patriots All-Access," the Patriots weekly television show wins a New England Emmy for Best Sports Series.
- June 21 The Patriots sold all their remaining tickets for every regular season game in just 90 minutes.
- Nov. 15 Patriots linebacker Andre Tippett is inducted into the Patriots Hall of Fame.
- Dec. 6 In a Foxboro town meeting, over 93 percent of the town's residents voted in favor of passing six necessary articles to approve the stadium project.

2000


- Jan. 27 Patriots name Bill Belichick the 14th head coach in franchise history.
- April 18 The Patriots unveil the designs for their new stadium in a press conference at the Seaport Hotel in Boston. The uniforms feature a color change from a royal blue to Nautical Blue.
- June 15 Gillette Stadium's first concrete foundation is poured.



Bill Belichick was named the 14th head coach in Patriots history on Jan. 27, 2000.

2000 (Cont.)

- Oct. 1 Quarterback Drew Bledsoe became the Patriots' all-time leading passer, surpassing Steve Grogan's total of 26,886 yards.
- Nov. 19 Tackle Bruce Armstrong became the Patriots' all-time leader in games played when he started his 207th career game vs. Cincinnati.



Quarterback Drew Bledsoe became the Patriots all-time leading passer, surpassing Steve Grogan's total of 26,886 yards on October 1, 2000.

HISTORICAL TIMELINE: 2001-02

2001

- Mar. 22 In celebration of a long-standing construction tradition, the final beam was hoisted into place at Gillette Stadium to signify the "topping off" of the structure's steel.
- July 30 The Neponset River is daylighted and diverted into a new corridor on the stadium site.
- Aug. 6 Patriots quarterback coach Dick Rehbein died due to a heart condition at the age of 45.
- Aug. 6 Seat installation begins at Gillette Stadium.
- Sept. 30 Former tackle Bruce Armstrong is inducted into the Patriots Hall of Fame.
- Oct. Installation of the new scoreboards and video boards begins at Gillette Stadium.
- Nov. 19 The grass playing surface is installed at Gillette Stadium.

2002

- Jan. 6 The Patriots defeated the Carolina Panthers 38-6 and finished the 2001 season with an 11-5 record. They tied a then franchise record with 11 victories and claimed their third AFC East title in six seasons.
- Jan. 19 In a driving snowstorm, the Patriots beat the Oakland Raiders, 16-13 in overtime, in the final game at Foxboro Stadium to advance to the AFC Championship Game.
- Jan. 27 The Patriots beat the Pittsburgh Steelers, 24-17, to advance to the Super Bowl for the third time in their history and the second time in the last six years.
- Feb. 3 The Patriots claimed the first Super Bowl championship of their 42-year history with a 20-17 win over the St. Louis Rams in Super Bowl XXXVI in New Orleans. Patriots kicker Adam Vinatieri nailed a 48-yard field goal as time expired to bring the Lombardi Trophy home to New England.



The Patriots claimed the first world championship in team history with a 20-17 victory over the St. Louis Rams in Super Bowl XXXVI on February 3, 2002.

2002 (Cont.)

- Feb. 5 The state of Massachusetts held a victory parade for the Patriots. The parade traveled through downtown Boston and concluded with a rally at city hall. Approximately 1.25 million people attended the event.
- Feb. 13 The Patriots traveled to Rhode Island as part of their Super Bowl trophy tour for a rally held by the state to congratulate the franchise for their victory in Super Bowl XXXVI.

2002 (Cont.)

- Feb. 18 Demolition of Foxboro Stadium begins.
- Mar. 5 The Patriots held the red-carpet premiere of their Super Bowl XXXVI video at the Loews Theatre at Boston Common.
- Mar. 28 The NFL released its 2002 schedule and the Patriots were featured in a franchise record six nationally televised games.
- April 1 The Patriots and their Super Bowl trophy were on hand at Fenway Park for opening day of the 2002 Boston Red Sox season. In a pre-game ceremony, each of the players in attendance threw out the first pitch of the season.
- April 2 The Patriots were invited to the White House and were congratulated on their victory in Super Bowl XXXVI by the President of the United States, George W. Bush.



Robert Kraft, Bill Belichick and the entire Patriots team were congratulated for their victory in Super Bowl XXXVI by President George W. Bush at the White House on April 2, 2002.

2002 (Cont.)

- April 10 The Patriots traveled to New Hampshire and Vermont as part of their Super Bowl Trophy Tour and took part in rallies in both states to celebrate their victory in Super Bowl XXXVI.
- April 17 The Patriots continued their Super Bowl Trophy Tour with a trip to Maine.
- May 6 The Patriots moved into their new offices and facilities at their new stadium.
- May 9 The New England Revolution soccer team participated in the first practice held at the new stadium.
- May 11 The Revolution played in the first game at the new stadium. In the stadium's "soft opening," the lower seating bowl and concourse are opened to the public for the first time.
- June 1 Demolition of Foxboro Stadium is completed.
- June 4 The Patriots traveled to Connecticut as part of their Super Bowl Trophy Tour to thank their fans for their support.
- June 6 The Patriots open a three-day minicamp, the first time the entire team worked together at the new stadium.
- June 9 Robert Kraft hosted the Patriots Super Bowl ring ceremony at the Boston Harbor Hotel.

HISTORICAL TIMELINE: 2002-04

2002 (Cont.)

- Aug. 5 Patriots signed a 15-year agreement with the Gillette Company for exclusive naming rights to Gillette Stadium.
- Aug. 17 Patriots host first football game at Gillette Stadium, a 16-15 preseason victory over the Philadelphia Eagles.
- Sept. 9 Patriots host the grand opening of Gillette Stadium against the Pittsburgh Steelers on Monday Night Football. The Patriots defeated the Steelers 30-14.



The Patriots celebrated the grand opening of Gillette Stadium with a 30-14 victory over the Pittsburgh Steelers on Sept. 9, 2002.

2002 (Cont.)

- Sept. 22 Troy Brown established a single-game franchise record with 16 catches vs. Kansas City.
- Dec. 8 The Patriots extended their radio agreement with WBCN
- Dec. 16 Robert and Jonathan Kraft named 2002 Sports Industrialists of the Year by *The Sports Business Daily*.

2003

- Aug. 27 Robert Kraft presents offensive lineman Joe Andruzzi with the first annual New England Patriots Ron Burton Community Service Award. The award is presented in honor of Burton, the first draft choice in team history and a dedicated member of the New England community.
- Dec. 7 The Patriots defeated the Miami Dolphins, 12-0, in snowy Foxborough to claim the seventh division title in franchise history.
- Dec. 27 New England closed out the best regular season in franchise history with a 31-0 shutout over the Buffalo Bills to finish the season with a 14-2 record, the best mark in the NFL.

2004

- Jan. 10 In the coldest game in team history (four degrees), the Patriots beat Tennessee 17-14 in the divisional playoffs at Gillette Stadium.
- Jan. 18 New England hosted the AFC Championship Game for the second time in club history and advanced to the fourth Super Bowl in team annals with a 24-14 win over the Indianapolis Colts.
- Jan. 21 Robert K. Kraft celebrated the 10th anniversary of his purchase of the franchise.



The Patriots won their second championship in a three-year span in a 32-29 victory over the Carolina Panthers in Super Bowl XXXVIII on Feb. 1, 2004.


2004 (Cont.)

- Feb. 1 The Patriots won the Super Bowl for the second time in three seasons with a thrilling 32-29 victory over Carolina in Super Bowl XXXVIII at Reliant Stadium in Houston.
- Feb. 3 More than 1.5 million Patriots fans jammed the streets of Boston for a victory parade that ends with a rally at City Hall Plaza.
- Mar. 21 The Patriots brought the Lombardi Trophy to Manchester, N.H., to celebrate their Super Bowl XXXVIII victory with the fans of New Hampshire.
- April 7 The Patriots brought the Lombardi Trophy to a victory parade in Portland, Maine.
- April 9 Robert Kraft threw out the first pitch at the Boston Red Sox' 2003 Opening Day ceremonies at Fenway Park.
- April 22 The Patriots released the DVD "3 Games to Glory II," at a premiere event in Randolph, Mass. The two-disc set contains nearly five hours of features chronicling and commemorating the Patriots' record-setting 2003 season.
- May 8 The Patriots brought the Lombardi Trophy to Water Fire in Providence, R.I. to share their Super Bowl victory with the fans of Rhode Island.
- May 10 The Patriots visited the White House, where they were honored by President George W. Bush.
- June 13 Robert Kraft presented the Patriots with Super Bowl XXXVIII rings in a ceremony at his home.
- Sept. 9 The Patriots opened the NFL's 2004 regular season with a 27-24 victory over Indianapolis in a Thursday prime-time matchup at Gillette Stadium. Robert Kraft unveiled the team's second Super Bowl Championship Banner as part of a star-studded pregame ceremony that included musical performances from Elton John, Toby Keith, Destiny's Child and Lenny Kravitz.
- Oct. 10 New England set the all-time pro football record with its 19th consecutive victory, a 24-10 win over the Miami Dolphins at Gillette Stadium. The winning streak eventually extended to 21 games.
- Dec. 12 The Patriots clinched their eighth AFC East crown following a 35-28 win over Cincinnati in Foxborough.

HISTORICAL TIMELINE: 2005-07

2005


- Jan. 16 New England advanced to the AFC Championship Game with a 20-3 victory over Indianapolis amid snowy conditions at Gillette Stadium. The Patriots held the highest-scoring offense in the NFL to just a field goal.
- Jan. 23 The Patriots won their fifth AFC Championship with a 41-27 victory over the Pittsburgh Steelers at Heinz Field, setting a franchise playoff record for points against the NFL's top defense.
- Feb. 6 The Patriots outlasted the Philadelphia Eagles in Super Bowl XXXIX, posting a 24-21 win for their third championship. The Patriots became just the second franchise in NFL history to win three out of four Super Bowls.



The Patriots defeated the Philadelphia Eagles in Super Bowl XXXIX on Feb. 6, 2005. New England became just the second team in NFL history to win three Super Bowls in a four-year span.

2005 (Cont.)

- Feb. 8 More than a million fans line the streets of Boston as the Patriots take part in a rolling rally through the city.
- Mar. 20 The Patriots brought the Lombardi Trophy to Manchester, N.H., to celebrate with the fans of New Hampshire.
- April 8 The Patriots brought the Lombardi Trophy to a victory parade in Portland, Maine.
- April 13 The Patriots returned to the White House to be honored as champions by President Bush.
- April 21 The commemorative DVD "3 Games to Glory III" was released at a premiere event in Randolph, Mass.
- June 12 Robert Kraft presented the Patriots with Super Bowl XXXIX rings in a ceremony at his home.
- Sept. 8 The Patriots raised their third Super Bowl banner prior to a 30-20 victory over the Oakland Raiders in the 2005 regular-season opener.
- Sept. 19 Forbes Magazine names the Patriots "The Best Team in Sports" and Robert Kraft appears on the cover of the issue.
- Dec. 4 On a snowy day, the Patriots defeat the New York Jets 16-3 to improve to 9-0 all-time in snow games in Foxborough.
- Dec. 12 Quarterback Tom Brady is named *Sports Illustrated's* Sportsman of the Year.
- Dec. 17 The Patriots clinch their third straight AFC East title with a 28-0 victory over Tampa Bay in Foxborough. The title marked New England's fourth division championship in a five-year span.



Tom Brady was named *Sports Illustrated's* 2005 Sportsman of the Year.

2006

- Jan. 1 The Patriots celebrate the 25th anniversary of the 1985 AFC Championship team by honoring 50 former players and coaches at halftime of the 2005 regular-season finale at Gillette Stadium.
- Jan. 7 The Patriots defeat the Jacksonville Jaguars, 28-3 in a wild card playoff game. The victory was New England's 10th consecutive playoff win, setting an all-time NFL record.
- Nov. 5 Troy Brown grabs his 535th career reception, in a game against the Indianapolis Colts, passing Stanley Morgan (534 receptions) to become the Patriots' all-time receptions leader.
- Dec. 24 The Patriots capture their fourth consecutive AFC East title with a 24-21 victory over the Jacksonville Jaguars. Their four straight titles ties the AFC East division record.

2007

- Jan. 7 New England defeats the N.Y. Jets 37-16 in a first-round playoff game at Gillette Stadium. The Patriots streak of four straight seasons with a playoff victory tied the fifth longest such streak in NFL history.
- Jan. 14 The Patriots advance to their third AFC Championship Game in four seasons with a 24-21 road win against the top-seeded San Diego Chargers.
- May 20 The Kraft Group makes public its plans for Patriot Place, a super-regional shopping and entertainment destination on the grounds of Gillette Stadium. The development will include a mix of more than 70 retail and entertainment options for visitors.

HISTORICAL TIMELINE: 2007-08

2007 (Cont.)

- May 20 The Kraft Group unveils its vision for The Hall at Patriot Place, a football-themed museum to be located within the larger Patriot Place development and slated to open in Fall 2008. The Hall will honor Patriots greats and will give fans an opportunity to celebrate the team's championship tradition through a cutting-edge multimedia experience.
- Aug. 27 Stanley Morgan is enshrined in the Patriots Hall of Fame in an induction ceremony at the Patriots Kickoff Gala at Gillette Stadium.
- Sept. 6 Robert Kraft is ranked as the top NFL owner on *Sports Business Journal's* list of the 20 most influential people in the NFL.
- Sept. 9 Ellis Hobbs returns a kickoff 108 yards for a touchdown in the Patriots' season opener, setting an NFL record for the longest kickoff return in league history.



Randy Moss set an NFL record with his 23rd touchdown catch of the season on Dec. 29, 2007 in a game against the New York Giants.

2007 (Cont.)

- Oct. 21 Tom Brady throws a franchise-record six touchdown passes in a 49-28 win over the Dolphins. His 158.3 passer rating in the game is the first perfect rating in Patriots history.
- Nov. 4 Tom Brady throws his 33rd touchdown pass of the season, setting a franchise record in a 24-20 victory over Indianapolis Colts. The game between the 7-0 Patriots and the 8-0 Colts was the latest matchup of undefeated teams in NFL history.

2007 (Cont.)

- Nov. 14 Bass Pro Shops holds its grand opening at Patriot Place.
- Nov. 18 The Patriots tie a franchise record for points in a 56-10 win at Buffalo. Randy Moss sets a team record with four touchdown catches.
- Nov. 19 A topping off ceremony is held for The Hall at Patriot Place.
- Dec. 3 The largest audience in cable television history (17.5 million) watches the Patriots' thrilling last-minute 27-24 victory over Baltimore on *Monday Night Football*.
- Dec. 9 The Kraft Group and CBS Corp. announce plans to launch The CBS Scene Restaurant and Bar, a 15,000 sq. ft. state-of-the-art entertainment and sports venue at Patriot Place.
- Dec. 29 The Patriots defeat the New York Giants, 38-35, to complete the first 16-0 regular season in NFL history. Tom Brady sets a new NFL record with his 50th touchdown pass and Randy Moss sets a league mark with his 23rd touchdown reception. The Patriots finish the season with a league-record 589 points and 75 touchdowns.

2008

- Jan. 5 Tom Brady is named the NFL's Most Valuable Player by the Associated Press.
- Jan. 12 The Patriots advance to the AFC Championship Game for the fourth time in five seasons with a 31-20 divisional playoff win over Jacksonville. Tom Brady completes 92.9 percent of his passes (26-28) to set an NFL record.
- Jan. 20 The Patriots win their sixth AFC Championship with a 20-12 victory over San Diego at Gillette Stadium, advancing to Super Bowl XLII with an unprecedented 18-0 record.
- Jan. 27 More than 15,000 fans and Massachusetts Governor Deval Patrick participate in a snowy send-off rally at Gillette Stadium as the Patriots depart for Arizona and Super Bowl XLII.
- Feb. 2 Andre Tippett is elected to the Pro Football Hall of Fame, becoming the second player to earn the honor after playing his entire career as a Patriot.
- Feb. 3 The Patriots fall to the New York Giants, 17-14, in Super Bowl XLII. The Patriots take a 14-10 lead with 2:42 remaining, but a Giants touchdown with 0:35 left clinches the game.
- Mar. 11 The Hall at Patriot Place launches the website newenglandfootball.com, an initiative to promote high school football in New England.
- July 7 Ben Coates is elected to the Patriots Hall of Fame in voting by fans on Patriots.com.

PATRIOTS HOME FIELDS

Regular Season Records Only



Foxboro Stadium also known as Schaefer Stadium (1971-82) and Sullivan Stadium (1983-89)



Year	Home Field	Home Record	Overall Record
1960	Boston University Field	3-4-0	5-9-0
1961	Boston University Field	4-2-1	9-4-1
1962	Harvard Stadium	1-0-0	9-4-1
	Boston University Field	5-1-0	
1963	B.C. Alumni Stadium	1-0-0	
	Fenway Park	4-1-1	7-6-1
1964	Fenway Park	4-2-1	10-3-1
1965	Fenway Park	1-4-2	4-8-2
1966	Fenway Park	4-2-1	8-4-2
1967	San Diego Stadium	0-0-1	
	B.C. Alumni Stadium	1-0-0	
	Fenway Park	1-4-1	3-10-1
1968	Legion Field, Birmingham	0-1-0	
	Fenway Park	2-4-0	4-10-0
1969	B.C. Alumni Stadium	2-5-0	4-10-0
1970	Harvard Stadium	1-6-0	2-12-0
1971	Schaefer Stadium	5-2-0	6-8-0
1972	Schaefer Stadium	2-5-0	3-11-0
1973	Schaefer Stadium	3-4-0	5-9-0
1974	Schaefer Stadium	3-4-0	7-7-0
1975	Schaefer Stadium	2-5-0	3-11-0
1976	Schaefer Stadium	6-1-0	11-3-0
1977	Schaefer Stadium	6-1-0	9-5-0
1978	Schaefer Stadium	5-3-0	11-5-0
1979	Schaefer Stadium	6-2-0	9-7-0
1980	Schaefer Stadium	6-2-0	10-6-0
1981	Schaefer Stadium	2-6-0	2-14-0
1982	Schaefer Stadium	3-1-0	5-4-0
1983	Sullivan Stadium	5-3-0	8-8-0
1984	Sullivan Stadium	5-3-0	9-7-0
1985	Sullivan Stadium	7-1-0	11-5-0
1986	Sullivan Stadium	4-4-0	11-5-0
1987	Sullivan Stadium	5-3-0	8-7-0
1988	Sullivan Stadium	7-1-0	9-7-0
1989	Sullivan Stadium	3-5-0	5-11-0
1990	Foxboro Stadium	0-8-0	1-15-0
1991	Foxboro Stadium	4-4-0	6-10-0
1992	Foxboro Stadium	1-7-0	2-14-0
1993	Foxboro Stadium	3-5-0	5-11-0
1994	Foxboro Stadium	5-3-0	10-6-0
1995	Foxboro Stadium	3-5-0	6-10-0
1996	Foxboro Stadium	6-2-0	11-5-0
1997	Foxboro Stadium	6-2-0	10-6-0
1998	Foxboro Stadium	6-2-0	9-7-0
1999	Foxboro Stadium	5-3-0	8-8-0
2000	Foxboro Stadium	3-5-0	5-11-0
2001	Foxboro Stadium	6-2-0	11-5-0
2002	Gillette Stadium	5-3-0	9-7-0
2003	Gillette Stadium	8-0-0	14-2-0
2004	Gillette Stadium	8-0-0	14-2-0
2005	Gillette Stadium	5-3-0	10-6-0
2006	Gillette Stadium	5-3-0	12-4-0
2007	Gillette Stadium	8-0-0	16-0-0
TOTALS	206-149-7	366-349-9	

PATRIOTS ALL-TIME ROSTER

Editor's Note: This list includes players who have participated in at least one game or have accrued at least one season of veteran status.
(*Notes incomplete information for games started.)

- A -

Name	Pos.	#	College	Years	GP	GS
Abdullah, Rahib	RB	27	Lehigh	2004	9	0
Abrams, Bobby	LB	50	Michigan	1995	9	1
Acks, Ron	LB	51	Illinois	1972-73	28	27
Adams, Bob	TE	80	Pacific	1973-74	24	12
Adams, George	RB	33	Kentucky	1990-91	18	8
Adams, Julius	DE	69/85	Texas Southern	1971-85, 87	206	90
Adams, Sam	OG	61	Prairie View	1972-80	119	90
Addison, Tom	LB	53	South Carolina	1960-67	14	11*
Agnew, Ray	DE	92	North Carolina State	1990-94	66	37
Akbar, Hakim	S	29	Washington	2001	6	0
Akins, Chris	S	34	Arkansas-Pine Bluff	2003	12	0
Alexander, Eric	LB	49/52	Louisiana State	2004-07	30	0
Alexander, Rogers	LB	91	Penn State	1987	3	2
Allard, Don	QB	12	Boston College	1962	4	NA
Allen, Marvin	RB	39	Tulane	1988-91	37	3
Allen, Terry	RB	22	Clemson	1999	16	13
Andrews, Willie	DB	23	Baylor	2006-07	30	0
Andersen, Jason	C	67	BYU	1998-2000	18	0
Anderson, Bob	RB	33	Colorado	1975	5	0
Anderson, Darren	CB	25	Toledo	1992	1	0
Anderson, Ralph	S	49	West Texas State	1973	13	11
Andruzzi, Joe	G	63	Southern Connecticut State	2000-04	72	72
Antrum, Glenn	WR	48	Connecticut	1989	1	0
Antwine, Houston	DT	65	Southern Illinois	1961-71	142	58
Armstrong, Bruce	OT	78	Louisville	1987-2000	212	212
Arthur, Mike	C	65	Texas A&M	1993-94	44	38
Ashton, Josh	RB	31	Tulsa	1972-74	38	20
Ashworth, Tom	OT	68	Colorado	2002-05	37	30
Atchason, Jack	OE	85	Western Illinois	1960	1	NA
Atessis, Bill	DE	73	Texas	1971	5	0
Atkinson, Ricky	DB	22/37	S. Connecticut State	1987	1	0
Avezzano, Joe	OC	50	Florida State	1966	3	NA
Ayi, Kole	LB	99	Massachusetts	2001	1	0

- B -

Baab, Mike	C	68	Texas	1988-89	31	28
Bahr, Matt	K	3	Penn State	1993-95	32	0
Bailey, Bill	RB	37	Cincinnati	1969	2	0
Bailey, Rodney	DL	96	Ohio State	2004	0	0
Bain, Bill	OT	62	Southern Cal.	1986	3	0
Baker, Melvin	WR	83	Texas Southern	1975	1	0
Baker, Rashad	S	32	Tennessee	2006-07	13	0
Baldinger, Rich	OL	74	Wake Forest	1993	15	15
Ballou, Mike	LB	51	UCLA	1970	14	4
Banks, Willie	G	78	Alcorn A&M	1973	13	1
Banta-Cain, Tully	LB	48/95	California	2003-06	54	5
Barber, Kantroy	FB	46	West Virginia	1996	0	0
Barker, Jay	QB	7	Alabama	1995	0	0
Barnard, Brooks	P	8	Maryland	2003	1	0
Barnes, Bruce	P	3	UCLA	1973-74	23	0
Barnes, Pete	LB	59	Southern University	1976-77	25	18
Barnes, Rodrigo	LB	59	Rice	1974-75	6	0
Barnett, Harlon	S	42	Michigan State	1993-94	30	28
Barnett, Troy	DE	98	North Carolina	1994-95	31	15
Bartrum, Mike	TE	86	Marshall	1996-99	57	0
Baty, Greg	TE	48/85	Stanford	1986-87	21	7
Baumann, Charlie	K	8	West Virginia	1991-92	25	0
Bavaro, David	LB	52	Syracuse	1993-94	21	5
Baxter, Fred	TE	49/84	Auburn	2002-03	13	0
Beach, Walter	DB	26/41	Central Michigan	1960-61	18	NA
Beadles, Terrance	G	75	Arkansas Pine Bluff	2000	0	0
Beaudoin, Doug	S	27	Minnesota	1976-79	35	20
Beer, Tom	TE	82	Houston	1970-72	42	12
Beisel, Monty	LB	52	Kansas State	2005	15	6
Bell, Bill	K	8	Kansas	1973	3	0
Bellino, Joe	RB	27	Navy	1965-67	35	1*
Bennett, Phil	LB	52	Miami	1960	2	NA
Benson, Mike	WR	86	S. Connecticut State	1987	0	0
Benson, Thomas	LB	53	Oklahoma	1988	12	0
Benzinger, John	OL	67	Massachusetts	1987	1	0
Berger, Ron	DE	88	Wayne State	1969-72	42	23
Beverly, Randy	DB	27	Colorado State	1970-71	20	3
Bianchini, Frank	RB	30	Hofstra	1987	1	0
Billups, Terry	CB	23	North Carolina	1999	2	1
Bischoff, Joe	OE	34	Richmond	1960	1	NA
Bishop, Michael	QB	7	Kansas State	1999-2000	8	0
Bishop, Richard	NT	64	Louisville	1976-81	85	51
Bjornson, Eric	TE	86	Washington	2000	8	6

PATRIOTS ALL-TIME ROSTER

Name	Pos.	#	College	Years	GP	GS
Black, Mel	LB	51/94	Eastern Illinois	1986-87	6	2
Blackmon, Don	LB	55	Tulsa	1981-87	89	72
Blahak, Joe	CB	21	Nebraska	1976	2	0
Blanchard, Dick	LB	49	Tulsa	1972	14	1
Blanks, Sid	RB	22	Texas A&I	1969-70	28	0
Bledsoe, Drew	QB	11	Washington State	1993-2001	124	123
Bleier, Bob	QB	10	Richmond	1987	3	2
Bolton, Ron	DE	27	Norfolk State	1972-75	55	46
Boudreaux, Jim	DB	64	Louisiana Tech	1966-68	12	0*
Bowden, Andre	LB	51	Fayetteville State	1995	0	0
Bowman, Jim	S	28	Central Michigan	1985-89	73	12
Boyd, Greg	S	29	Arizona	1973	2	0
Boyd, Greg	DE	65	San Diego State	1977-78	23	0
Bradshaw, Morris	WR	88	Ohio State	1982	8	5
Brady, Kyle	TE	88	Penn State	2007	14	9
Brady, Tom	QB	12	Michigan	2000-07	112	110
Bramlett, John	LB	57	Memphis State	1969-70	24	23
Branch, Deion	WR	83	Louisville	2002-05	53	42
Brigance, O.J.	LB	59	Rice	2002	1	0
Brisby, Vincent	WR	82	NE Louisiana	1993-99	83	46
Briscoe, Marlin	WR	88	Nebraska-Omaha	1976	14	5
Britt, Wesley	T	65	Alabama	2006-07	14	2
Brock, Pete	C	58	Colorado	1976-87	154	66
Brown, Barry	TE-LB	66	Florida	1969-70	21	13
Brown, Bill E.	LB	54	Syracuse	1960	14	NA
Brown, Chad	LB	98	Colorado	2005, 2007	17	5
Brown, Corwin	S	30	Michigan	1993-95	61	14
Brown, Kareem	DL	95	Miami (Fl.)	2007	0	0
Brown, Monty	LB	93	Ferris State	1996	11	7
Brown, Preston	WR	81	Vanderbilt	1980-82	14	4
Brown, Roger	S	47	Virginia Tech	1992	16	2
Brown, Sidney	CB	21	Oklahoma	1978	16	0
Brown, Troy	WR	80/86	Marshall	1993-2007	192	70
Brown, Vincent	LB	59	Mississippi Valley St.	1988-95	123	103
Brown, Wilbert	G	60	Houston	2003	2	0
Browning, Dave	DE	74	Washington	1983	12	0
Brune, Fred	DB	33	Ohio State	1960-62	28	NA
Bruschi, Teddy	LB	54	Arizona	1996-2007	176	127
Bryant, Hubie	WR	84	Minnesota	1971-72	12	2
Buben, Mark	DL	63	Tufts	1979, 1981	32	4
Buckley, Terrell	CB	27/22	Florida State	2001-02	31	3
Bugenhagen, Gary	OT-G	67	Syracuse	1969-70	10	6
Buoniconiti, Nick	LB	85	Notre Dame	1962-68	91	20*
Burke, John	TE	85	Virginia Tech	1994-96	43	12
Burks, Steve	WR	82	Arkansas State	1975-77	34	1
Burton, Ron	RB	22	Northwestern	1960-65	69	NA
Butts, Marion	RB	44	Florida State	1994	16	15
Byars, Keith	FB	41	Ohio State	1996-97	26	14
Byrd, Dennis	DT	78	North Carolina State	1968	14	14

Cade, Eddie	S	41	Arizona State	1995	10	0
Cagle, John	DT-LB-G	62	Clemson	1969	6	1
Calabria, Steve	QB	18	Colgate	1987	1	0
Caldwell, Reche	WR	87	Florida	2006	16	14
Calhoun, Don	RB	44	Kansas State	1975-81	94	49
Calloway, Chris	WR	82	Michigan	2000	7	2
Camarillo, Rich	P	3	Washington	1981-87	85	0
Canale, Justin	OG	63	Mississippi State	1965-68	56	14
Canale, Whit	DE	67	Tennessee	1968	13	0
Canty, Chris	CB	26	Kansas State	1997-98	32	10
Cappadona, Bob	RB	33	Northeastern	1966-67	27	3
Cappelletti, Gino	WR-K-DB	50	Minnesota	1960-70	152	17
Carey, Brian	WR	81	American International	1987	2	0
Carlson, Jeff	QB	17	Weber State	1992	3	2
Carpenter, Rob	WR	81	Syracuse	1991	8	1
Carter, Allen	RB	21	Southern Cal.	1975-76	15	0
Carter, Chris	FS	42	Texas	1997-99	47	15
Carter Kent	LB	51	Southern Cal.	1974	2	0
Carter, Tony	FB	30	Minnesota	1998-2000	43	27
Carthen, Jason	LB	99	Ohio	1993-94	5	0
Carwell, Larry	DB	41	Iowa State	1969-72	51	38
Cash, Rick	DT	63	N.E. Missouri	1972-73	28	27
Cassel, Matt	QB	16	Southern Cal.	2005-07	14	0
Catanho, Alcides	LB	54	Rutgers	1995	12	0
Cavanaugh, Matt	QB	12	Pittsburgh	1978-82	52	15
Cavness, Ron	LB		Arkansas	1968-69	NA	NA
Centers, Larry	FB	31	Stephen F. Austin	2003	9	3
Chandler, Al	TE	57/82	Oklahoma	1976-79	39	6
Chandler, Edgar	LB	50	Georgia	1973	12	11
Chapple, Dave	P	10	UC-Santa Barbara	1974	5	0
Charles, John	DB	25	Purdue	1967-69	39	37

PATRIOTS ALL-TIME ROSTER

Name	Pos.	#	College	Years	GP	GS
Chatham, Matt	LB	58	South Dakota	2000-05	66	4
Cherry, Je'Rod	S	30	California	2001-04	55	0
Cherry, J'Juan	CB	32	Arizona State	1999	0	0
Cheyunski, Jim	LB	50	Syracuse	1968-72	66	55
Childress, Bam	WR	13	Ohio State	2005-06	3	0
Childress, Fred	OG	61	Arkansas	1991	15	1
Chilton, Gene	C	63	Texas	1990-92	36	35
Christy, Richard	RB	23	North Carolina	1960	13	NA
Chung, Eugene	OL	69	Virginia Tech	1992-94	34	30
Cindrich, Ralph	LB	55	Pittsburgh	1972	12	3
Claridge, Ryan	LB	47	UNLV	2005	0	0
Clark, Allan	RB	35	Northern Arizona	1979-80	27	0
Clark, Gail	LB	54	Michigan State	1974	8	0
Clark, Phil	DB	22	Northwestern	1971	2	0
Clark, Rico	CB	39	Louisville	1999	1	0
Clark, Steve	DE	65	Kansas State	1981	7	0
Clayborn, Raymond	CB	26	Texas	1977-89	191	165
Clay, Willie	FS	32	Georgia Tech	1996-98	48	48
Clayton, Stan	OT	76	Penn State	1990	11	3
Cleeland, Cameron	TE	85	Washington	2002	12	1
Cloud, Michael	RB	21	Boston College	2003, 2005	11	1
Cloutier, Dave	DB	28	Maine	1964	12	NA
Coates, Ben	TE	87	Livingstone	1991-99	142	105
Cobbs, Cedric	RB	34	Arkansas	2004	4	0
Cobbs, Duffy	DB	43	Penn State	1987	3	0
Coffey, Wayne	WR	83	SW Texas State	1987	3	2
Cohen, Abe	OG	62	Tennessee-Chattanooga	1960	14	NA
Colclough, Jim	WR	81	Boston College	1960-68	124	6
Coleman, Dennis	LB	53	Mississippi	1971	8	0
Coleman, Eric	DB	22	Wyoming	1989	8	0
Coleman, Fred	WR	84	Washington	2001-02	9	0
Coleman, Pat	WR	47	Mississippi	1990	1	0
Collins, Todd	LB	54/59	Carson-Newman	1992-94, 96-98	76	53
Collins, Tony	RB	33	East Carolina	1981-87	102	83
Collins, Ferric	DE	92	California	1995-99	64	27
Colon, Harry	S	40	Missouri	1991	16	14
Colton, George	OT	63	Maryland	1987	3	3
Colvin, Roosevelt	LB	59	Purdue	2003-07	61	39
Compton, Mike	C-G	77	West Virginia	2001-03	34	34
Condon, Tom	OG	63	Boston College	1985	1	0
Conn, Dick	S	22	Georgia	1975-79	45	1
Cook, Marv	TE	46/85	Iowa	1989-93	80	59
Cooks, Terrence	LB	58	Nicholls State	1989	3	0
Corbett, Steve	OG	62	Boston College	1975	14	0
Corcoran, Jim	QB	15	Maryland	1968	2	0
Corsetti, Rico	LB	93	Bates	1987	2	0
Costick, Ray	LB	55	Mississippi State	1977-79	46	7
Cottrell, Dana	LB	45	Syracuse	1998	2	0
Cowan, Larry	RB	44	Jackson State	1982	6	0
Cox, Bryan	LB	51	Western Illinois	2001	11	7
Crabtree, Eric	WR	10	Pittsburgh	1971	6	4
Crawford, Elbert	OL	65	Arkansas	1990-91	30	16
Crawford, Jim	RB	30	Wyoming	1960-64	54	NA
Crawford, Vernon	LB	99	Florida State	1997-99	41	1
Creswell, Smiley	DE	92	Michigan State	1985	0	0
Crittenden, Ray	WR	81	Virginia Tech	1993-94	32	4
Croom, Corey	RB	26	Ball State	1993-95	43	2
Cross, Bob	OT	77	Kilgore C.C.	1960	4	NA
Crouthamel, Jake	RB	34	Dartmouth	1960	2	NA
Crow, Albert	DT	72	William & Mary	1960	3	NA
Crump, George	DE	91	East Carolina	1982-83	9	0
Crump, Harry	RB	31	Boston College	1963	14	NA
Cryder, Bob	OG	75	Alabama	1978-83	75	36
Cudzik, Walt	OC	54	Purdue	1960-63	56	NA
Cullors, Derrick	RB	29	Murray State (Ky.)	1997-99	31	1
Cunningham, Jay	DB	21	Bowling Green	1965-67	40	1*
Cunningham, Sam	RB	39	Southern Cal.	1973-79, 81-82	107	94
Currier, Bill	DB	28	South Carolina	1980	16	0
Cusick, Pete	NT	76	Ohio State	1975	13	0

- D -

Dalton, Antico	LB	93	Hampton	2000	3	0
Damkroger, Maury	LB	51	Nebraska	1974	11	0
Danenbauer, Bill	DE	77	Emporia	1960	3	NA
Davey, Rohan	QB	6	Louisiana State	2002-04	7	0
Davis, Adam	G	61	Oklahoma State	2000	0	0
Davis, Andre'	WR	18	Virginia Tech	2005	9	4
Davis, Don	LB	51	Kansas	2003-06	59	2
Davis, Elgin	RB	40	Central Florida	1987-88	9	0
Davis, Greg	K	5	Citadel	1989	9	0
Davis, Jack	OG	65	Maryland	1960	14	NA
Davis, Shockmain	WR	84	Angelo State	2000	12	1

PATRIOTS ALL-TIME ROSTER

Name	Pos.	#	College	Years	GP	GS
Dawson, Bill	TE-DE	83	Florida State	1965	9	NA
Dawson, Lin	TE	87	N.C. State	1981-90	105	75
Dee, Bob	DE	89	Holy Cross	1960-67	112	112
Dellenbach, Jeff	C	66	Wisconsin	1995	17	5
Delucca, Gerry	OT	74	Middle Tennessee State	1960-64	19	NA
DeOssie, Steve	LB	99	Boston College	1994-95	32	0
Denson, Damon	G	61	Michigan	1997-99	14	4
DeRiggi, Fed	DT	71	Syracuse	1990	2	0
Dillon, Corey	RB	28	Washington	2004-06	43	37
Dimitroff, Tom	QB	15	Miami (Ohio)	1960	3	NA
Disenzo, Tony	OT	76	Michigan State	1960	5	NA
Doig, Steve	LB	59	New Hampshire	1986-87	6	0
Dombroski, Paul	DB	47	Linfield	1981-84	36	0
Donnalley, Kevin	DB	23	N. Dakota State	1981	1	0
Dorsey, Nate	DE	66	Mississippi Valley St.	1973	2	0
Douglas, David	G	67	Tennessee	1989-90	16	6
Dowling, Brian	QB	14	Yale	1972-73	25	0
Dressler, Doug	RB	44	Chico State	1975	5	0
Dukes, Mike	LB	54	Clemson	1964-65	25	NA
DuLac, Bill	OG	68	Eastern Michigan	1974-75	26	2
Dumler, Doug	OC	58	Nebraska	1973-75	42	3
Dupard, Reggie	RB	21	Southern Methodist	1986-89	37	7
Durko, Sandy	S	22	Southern Cal.	1973-74	25	18
Dwight, Tim	WR	86	Iowa	2005	16	1
Dykes, Hart Lee	WR	88	Oklahoma State	1989-90	26	16

- E -

Eason, Tony	QB	11	Illinois	1983-89	72	49
Eaton, Chad	DT	90	Washington State	1996-2000	65	44
Eckel, Kyle	FB	38	Navy	2007	12	0
Edmonds, Randy	LB	51	Georgia Tech.	1971	14	0
Edwards, Marc	FB	44	Notre Dame	2001-02	32	23
Edwards, Robert	RB	47	Georgia	1998-2000	16	15
Edwards, Tim	DE	98	Delta State	1992	14	1
Egu, Patrick	RB	33	Nevado-Reno	1989	7	0
Eisenhauer, Larry	DE	72	Boston College	1961-69	115	NA
Eitzmann, Chris	TE	86	Harvard	2000	5	1
Ellard, Henry	WR	17	Fresno State	1998	5	0
Elliott, Jamin	WR	10	Delaware	2003	1	0
Ellis, Ed	T	66	Buffalo	1997-1999	9	1
Ellison, Jerry	RB	35	Tennessee-Chattanooga	1999	12	0
Emanuel, Bert	WR	87	Rice	2001	2	1
Evans, Heath	FB	44	Auburn	2005-07	38	5

- F -

Fairchild, Paul	OG	66	Kansas	1984-90	84	38
Falcon, Terry	OG	68	Montana	1978-79	18	0
Farmer, Lonnie	LB	55	Tennessee-Chattanooga	1964-66	31	NA
Farrell, Sean	OG	62	Penn State	1987-90	43	43
Faulk, Kevin	RB	33	Louisiana State	1999-2007	122	32
Fauria, Christian	TE	88	Colorado	2002-05	64	46
Feacher, Ricky	WR	83	Mississippi Valley St.	1976	3	0
Feagles, Jeff	P	6	Miami (Fla.)	1988-89	32	0
Feehely, Gerry	G	63	Syracuse	1989	0	0
Feggins, Howard	CB	36	UNC-Charlotte	1989	11	0
Feldhausen, Paul	OT	66	Northland	1968-69	2	0
Felt, Dick	DB	24	Brigham Young	1962-66	52	NA
Ferguson, Vagas	RB	43	Notre Dame	1980-82	31	21
Flemister, Zeron	TE	46	Iowa	2004	0	0
Fletcher, Derrick	OL	64	Baylor	1999	2	2
Flick, Tom	QB	10	Washington	1982	3	0
Floyd, Chris	FB	37	Michigan	1998-2000	40	2
Flutie, Doug	QB	2	Boston College	1987-89, 2005	22	13
Fontenot, Chris	TE	85	McNeese State	2000	0	0
Foreman, Chuck	RB	22	Miami (Fla.)	1980	16	0
Forte, Ike	RB	38	Arkansas	1976-77	23	1
Foster, Will	LB	55	Eastern Michigan	1973-74	21	1
Fox, Tim	S	48	Ohio State	1976-81	91	91
Frain, Todd	TE	44/85	Nebraska	1987	3	2
Francis, Russ	TE	81	Oregon	1975-80, 87-88	92	83
Franklin, Arnold	TE	87	North Carolina	1987	14	0
Franklin, Tony	K	1	Texas A&M	1984-87	62	0
Fraser, Jim	LB-P	51	Wisconsin	1966	14	NA
Frazier, Charley	WR	81	Texas Southern	1969-70	23	13
Freeman, Arturo	S	25	South Carolina	2005	2	1
Friesz, John	QB	17	Idaho	1999-2000	2	0
Frisch, David	TE	88	Colorado State	1995	2	0
Fryar, Irving	WR	80	Nebraska	1984-92	129	104
Fullington, Darrell	S	29	Miami (Fla.)	1991	5	0
Funchess, Tom	OT	73	Jackson State	1968-70	39	39
Fussell, Tom	DE	83	Louisiana State	1967	12	2

PATRIOTS ALL-TIME ROSTER

- G -

Name	Pos.	#	College	Years	GP	GS
Gadbois, Dennis	WR	48/82	Boston University	1987-88	5	1
Gabriel, Doug	WR	85	Central Florida	2006	12	5
Gaffney, Jabar	WR	10	Florida	2006-07	27	13
Gaiter, Tony	WR	17	Miami	1997-98	1	0
Gallagher, Allen	OT	64	Southern Cal.	1974	14	0
Gamble, R.C.	RB	13	South Carolina State	1968-69	27	14
Gambol, Chris	OL	74	Iowa	1990	16	15
Gannon, Chris	DE	91	SW Louisiana	1990-93	36	3
Garcia, Teddy	K	7	NE Louisiana	1988	16	0
Gardin, Ron	WR	37	Arizona	1971	8	0
Gardner, Barry	LB	47	Northwestern	2006	0	0
Garrett, Carl	RB	30	New Mexico Highlands	1969-72	51	42
Garrett, J.D.	RB	32	Grambling State	1964-67	40	0*
Garron, Larry	RB	40	Western Illinois	1960-68	18	12
Gash, Sam	RB	33	Penn State	1992-97	88	36
Gay, Randall	CB	21	Louisiana State	2004-07	39	14
Geddes, Bob	LB	59	UCLA	1973-75	24	6
George, Tony	S	41	Florida	1999-2000	31	1
Germany, Willie	S	29	Morgan State	1976	10	0
Gibson, Ernest	CB	43	Furman	1984-88	67	14
Gillen, John	LB	54	Illinois	1983	8	0
Gipson, Paul	RB	46	Houston	1973	5	0
Gisler, Mike	G	67	Houston	1993-97	73	7
Givens, David	WR	87	Notre Dame	2002-05	53	27
Gladieux, Bob	RB	24	Notre Dame	1969-72	43	5
Glenn, Terry	WR	88	Ohio State	1996-2001	68	63
Glenn, Vencie	DB	25	Indiana State	1986	4	0
Goad, Tim	NT	72	North Carolina	1988-94	109	105
Gogolak, Charlie	K	7	Princeton	1970-72	26	0
Golden, Tim	LB	59	Florida	1982-84	40	1
Golic, Bob	LB	51	Notre Dame	1979-81	33	12
Gonzalez, Noe	RB	38	SW Texas State	1974	2	0
Gordon, Steve	OL	66	California	1992-93	0	0
Gordon, Tim	S	41	Tulsa	1991-92	21	15
Gorin, Brandon	T	76	Purdue	2003-05	32	18
Gostkowski, Stephen	K	3	Memphis	2006-07	32	0
Graff, Neil	QB	15	Wisconsin	1974-75	25	2
Graham, Art	WR	84	Boston College	1963-68	75	17*
Graham, Daniel	TE	82	Colorado	2002-06	63	49
Graham, Hason	WR	81	Georgia	1995-96	19	1
Graham, Milt	OT	70	Colgate	1961-63	28	NA
Granby, John	DB	25	Virginia Tech	1992	0	0
Grant, Rupert	FB	34	Howard	1995	7	1
Gravely, Maurice	FS	23	Concord College	1987	1	0
Graves, White	DB	44	Louisiana State	1965-67	40	0
Gray, Leon	OT	70	Jackson State	1973-78	78	77
Green, David	RB	38	Boston College	1995	2	0
Green, Jarvis	DE	97	Louisiana State	2002-07	94	31
Green, Jerry	RB	45	Georgia Tech	1960	2	NA
Green, Victor	S	27	Akron	2002	16	5
Greene, Tom	QB	14	Holy Cross	1960	10	NA
Grier, Marrio	RB	35	Tennessee-Chattanooga	1996-97	32	0
Griffith, Richard	TE	88	Arizona	1993	3	0
Grimes, Reggie	DE	97	Alabama	2000	8	0
Grogan, Steve	QB	14	Kansas State	1975-90	149	131
Guyton, Myron	SS	29	Eastern Kentucky	1994-95	30	30
Gutierrez, Matt	QB	7	Idaho State	2007	5	0
Guzik, John	NT	97	Ohio	1987	3	2

- H -

Hagen, Halvor	G-DE	62	Weber State	1971-72	26	15
Haggerty, Mike	OT-DE	75	Miami (Ohio)	1971	14	13
Haley, Darryl	OG	68	Utah	1982-84, 86	57	24
Hall, Ron	DB	23	Missouri Valley	1961-67	88	3
Hamilton, Bobby	DE	91	Southern Mississippi	2000-03	64	62
Hamilton, Ray	DE	71	Oklahoma	1973-81	132	117
Hammond, Kim	QB	15	Florida State	1969-70	4	0
Hannah, John	OG	73	Alabama	1973-85	183	183
Hanneman, Craig	DE	74	Oregon State	1974-75	20	3
Hansen, Brian	P	10	Sioux Falls	1990	16	0
Hansen, Bruce	RB	24	Brigham Young	1987	6	2
Hanson, Chris	P	6	Marshall	2007	16	0
Hare, Eddie	P	8	Tulsa	1979	16	0
Harlow, Pat	OT	77	Southern Cal.	1991-95	74	64
Harris, Antwan	CB	23	Virginia	2000-03	52	2
Harris, Marshall	DE	78	Texas Christian	1983	6	2
Harris, Raymont	RB	29	Ohio State	2000	1	0
Harris, Rickie	DB	25	Arizona	1971-72	28	21
Harris, Ronnie	WR/KR	84	Oregon	1993-94	5	0
Harrison, Rodney	S	37	Western Illinois	2003-07	57	56

PATRIOTS ALL-TIME ROSTER

Name	Pos.	#	College	Years	GP	GS
Hartley, Ken	P	7	Catawba	1981	2	0
Harvey, Richard	LB	58	Tulane	1990	16	9
Hasselbeck, Don	TE	80	Colorado	1977-83	86	27
Hauck, Tim	FS	40	Montana	1990	10	0
Hauser, Art	DT	67	Xavier	1960	8	NA
Hawkins, Artrell	DB	25	Cincinnati	2005-06	19	16
Hawkins, Mike	OLB	59	Texas A&I	1978-81	59	45
Hawkins, Steve	WR	80	Western Michigan	1994	7	0
Hawthorne, Greg	WR-RB	27	Baylor	1984-86	43	11
Hayes, Chris	S	29	Washington State	2002	4	0
Hayes, Donald	WR	81	Wisconsin	2002	12	1
Hayman, Conway	OG	65	Delaware	1972	0	0
Haynes, Mike	CB	40	Arizona State	1976-82	90	86
Henderson, Jerome	CB	38	Clemson	1991-93, 1996	39	10
Hendley, David	DB	26	S. Connecticut State	1987	2	0
Henke, Karl	OT	80	Tulsa	1969	10	7
Hennessey, Tom	DB	30	Holy Cross	1965-66	28	NA
Henson, Luther	NT	70	Ohio State	1982-84	21	2
Herline, Alan	P	6	Vanderbilt	1987	3	0
Herock, Ken	LB	36	West Virginia	1969	6	0
Herron, Mack	RB	42	Kansas State	1973-75	35	20
Hill, Marquise	DL	91	Louisiana State	2004-06	13	0
Hinton, Eddie	WR	82	Oklahoma	1974	9	1
Hitchcock, Jimmy	CB	31	North Carolina	1995-97	37	20
Hobbs, Ellis	CB	27	Iowa State	2005-07	47	33
Hobby, Marion	DE	60	Tennessee	1990-92	42	8
Hochstein, Russ	G	71	Nebraska	2002-07	77	18
Hodge, Milford	DE	97	Washington State	1986-89	49	8
Hodson, Tommy	QB	13	Louisiana State	1990-92	32	12
Hoey, George	DB	23	Michigan	1972-73	25	18
Holcomb, Sean	LB	60	Texas A&I	1995	0	0
Holloway, Brian	OT	76	Stanford	1981-86	88	77
Holmberg, Rob	LB	50	Penn State	2000	18	5
Holmes, Darryl	FS	41	Ft. Valley State	1987-89	44	3
Holmes, Ernie	NT	63	Texas Southern	1978	3	0
Holsey, Bernard	DL	99	Duke	2002	8	0
Howard, Bob	CB	24	San Diego State	1975-77	37	15
Howard, David	LB	99	Long Beach State	1991-92	32	15
Huard, Damon	QB	19	Washington	2001-03	4	0
Huarte, John	QB	7	Notre Dame	1966-67	18	0*
Hubach, Mike	P	6	Kansas	1980-81	21	0
Hudson, Bill	DT	61	Clemson	1965	4	4
Hunt, Jim Lee	DT	79	Prairie View	1960-71	141	55*
Hunt, Kevin	OT	62	Doane	1973	1	0
Hunt, Sam	LB	50	Stephen F. Austin	1974-79	84	82
Hunter, Ivy Joe	RB	45	Kentucky	1991	13	10
Hurst, Maurice	CB	37	Southern	1989-95	104	101
Hutson, Brian	SS	36	Mississippi State	1990	2	0
Hyland, Bob	OC	60	Boston College	1977	3	0

Ilg, Ray	LB	45	Colgate	1967-68	28	3
Imhof, Martin	DE	64	San Diego State	1975	5	3
Ingram, Brian	LB	51	Tennessee	1982-85	39	0
Irwin, Heath	G	63	Colorado	1996-99	44	16
Isaia, Sale	G	72	UCLA	2000	16	14
Israel, Steve	CB	21	Pittsburgh	1997-99	29	20
Ivory, Horace	RB	23	Oklahoma	1977-81	45	12
Ivy, Corey	CB	28	Oklahoma	1999	0	0
Iwuoma, Chidi	CB	29	California	2006	3	0
Izzo, Larry	LB	53	Rice	2001-07	111	0

- J -

Jackson, Chad	WR	17	Florida	2006-07	14	1
Jackson, Curtis	WR	82	Texas A&M	2000	7	2
Jackson, Eddie	CB	29	Arkansas	2007	3	0
Jackson, Harold	WR	29	Jackson State	1978-81, 87	64	62
Jackson, Honor	DB	29	Pacific	1972-73	20	12
Jacobs, Harry	DE-LB	83	Bradley	1960-62	23	NA
Jacobs, Ray	DT	87	Howard Payne	1969	8	5
Jagielski, Harry	DT	73	Indiana	1960-61	19	NA
James, Craig	RB	32	Southern Methodist	1984-88	52	33
James, Roland	SS	38	Tennessee	1980-90	145	122
Janik, Tom	DB-P	21	Texas A&I	1969-71	42	3
Jarostchuk, Iliia	LB	50	New Hampshire	1990	12	1
Jarvis, Ray	WR	87	Norfolk State	1979	7	0
Jefferson, Shawn	WR	84	Central Florida	1996-99	63	61
Jells, Dietrich	WR	83	Pittsburgh	1996-97	18	1
Jenkins, Ed	RB	30	Holy Cross	1974	3	0
Jeter, Gary	DE	99	Southern Cal	1989	14	0
Johnson, Andy	RB	32	Georgia	1974-76, 78-81	94	43

PATRIOTS ALL-TIME ROSTER

Name	Pos.	#	College	Years	GP	GS
Johnson, Bethel	WR	81	Texas A&M	2003-05	39	7
Johnson, Billy	DB	47	Nebraska	1966-69	32	4
Johnson, Charles	WR	81	Colorado	2001	14	2
Johnson, Damian	OG	68	Kansas State	1990	16	16
Johnson, Daryl	DB	23	Morgan State	1968-71	42	41
Johnson, Ellis	RB	38	S.E. Louisiana	1965-66	28	NA
Johnson, Garrett	NT	60	Illinois	2000	8	2
Johnson, Joe	OE	24	Boston College	1960-61	13	NA
Johnson, Lee	P	10	Brigham Young	1999-2001	37	0
Johnson, Mario	DL	98	Missouri	1993	6	0
Johnson, Orlrick	LB	51	Florida A&M	2000	12	0
Johnson, Preston	RB	48	Florida A&M	1968	3	0
Johnson, Steve	TE	85	Virginia Tech	1988	14	3
Johnson, Ted	LB	52	Colorado	1995-2004	117	104
Jones, Aaron	DE	97	Eastern Kentucky	1993-95	37	1
Jones, Cedric	WR	83	Duke	1982-90	120	37
Jones, Ezell	OT	74	Minnesota	1969-70	15	0
Jones, Kenyatta	T	74	South Florida	2001-02	18	11
Jones, Mike	DE	96	North Carolina State	1994-97	61	37
Jones, Tebucky	DB	34	Syracuse	1998-2002, 06	72	36
Jones, Todd	OL	63	Texas A&M	1993	4	0
Jordan, Shelby	OT	74	Washington (Mo.)	1975, 77-82	95	87
Jordan, Tim	LB	93	Wisconsin	1987-89	30	10

- K -

Kaczur, Nick	T	77	Toledo	2005-07	40	35
Kadziel, Roin	LB	52	Stanford	1972	14	1
Kapp, Joe	QB	11	California	1970	11	10
Kasper, Kevin	WR	10	Iowa	2004	8	0
Katzenmoyer, Andy	LB	59	Ohio State	1999-2001	24	14
Kecman, Dan	LB	45	Maryland	1970	1	0
Keeton, Durwood	S	29	Oklahoma	1975	12	0
Kelly, Ben	CB-KR	31	Colorado	2001-02	9	0
Kelley, Ethan	DL	99	Baylor	2004	1	0
Kerrigan, Mike	QB	19	Northwestern	1983-84	2	0
Key, David	S	26	Michigan	1991	3	0
Khayat, Ed	DT	73	Tulane	1966	14	NA
Kight, Kelvin	WR	19	Florida	2006	4	1
Kimber, Bill	OE	86	Florida State	1961	4	NA
Kinchen, Brian	LS	46	Louisiana State	2003	2	0
Kiner, Steve	LB	57	Tennessee	1971, 73	28	28
King, Claude	RB	41	Houston	1962	14	NA
King, Steve	LB	52	Tulsa	1973-81	124	40
Kingsbury, Kliff	QB	16	Texas Tech	2003	0	0
Klecko, Dan	DL	90	Temple	2003-05	29	3
Klein, Dick	OT	62	Iowa State	1961-62	24	NA
Klemm, Adrian	G/T	70	Hawaii	2000-04	26	10
Krief, Gayle	WR	84	Morningside	1970	3	0
Knutson, Matt	T	62	North Dakota	2002	0	0
Koontz, Ed	LB	54	Catawba	1968	6	1
Kopp, Jeff	LB	91	Southern California	1999	6	0
Koppen, Dan	C	67	Boston College	2003-07	72	71
Krakau, Merv	LB	53	Iowa State	1978	1	0
Kratch, Bob	G	61	Iowa	1994-96	40	36
Kuberski, Bob	DT	93	Navy	1999	5	0
Kuehn, Art	OC	78	UCLA	1983	2	0
Kurpeikis, Justin	LB	47	Penn State	2004	5	0

Ladd, Anthony	WR	18	Cincinnati	1998	4	0
LaFreniere, Bill	WR	88	Northeastern	1987	0	0
Lambert, Dion	DB	28	UCLA	1992-93	30	4
Landry, Anthony	RB	35	Stephen F. Austin	1990	0	0
Lane, Max	OT	68	Navy	1994-2000	100	70
Langham, Antonio	CB	38	Alabama	2000	15	7
Larson, William	RB	34	Western Illinois	1960	1	NA
Lassiter, Ike	DE	87	St. Augustine's	1970-71	19	16
Law, Ty	CB	24	Michigan	1995-2004	141	133
Lawson, Jamie	RB	29	North Carolina State	1990	1	0
Lawson, Odell	RB	32	Langston	1970-71	16	3
LeBlanc, Michael	RB	27/40	Stephen F. Austin	1987	4	2
Lee, John	DE	66	Nebraska	1981	4	4
Lee, Keith	DB	22	Colorado State	1981-84	54	8
Lee, Kevin	WR	86	Alabama	1994-95	7	2
Lee, Robert	G	60	Missouri	1960	8	NA
Legette, Bernie	RB	35	Michigan State	1993-94	10	0
Lenkaitis, Bill	C	67	Penn State	1971-81	151	119
Leo, Bobby	WR	24	Harvard	1967-68	3	0
Leo, Charlie	OG	63	Indiana	1960-62	34	NA
Lewis, Bill	C	75	Nebraska	1993	7	5
Lewis, Vernon	CB	43	Pittsburgh	1993-96	44	2

PATRIOTS ALL-TIME ROSTER

Name	Pos.	#	College	Years	GP	GS
Light, Matt	T	72	Purdue	2001-07	97	95
Lindquist, Paul	DT	67	New Hampshire	1961	2	NA
Linne, Larry	WR	80	Texas-El Paso	1987	3	3
Lippett, Ronnie	DB	42	Miami (Fla.)	1983-88, 90-91	122	111
Livingston, Walt	RB	24	Heidelberg	1960	3	NA
Lockhart, Eugene	LB	51	Houston	1991-92	32	21
Lockwood, Scott	RB	40	Southern Cal.	1992-93	4	0
Lofton, Oscar	OE	86	S.E. Louisiana	1960	14	NA
Lofton, Steve	CB	38	Texas A&M	1997	10	0
Long, Charlie	G	76	Tennessee-Chattanooga	1961-69	124	17
Long, Mike	OE	87	Brandeis	1960	2	NA
Looker, Dane	WR	87	Washington	2000	0	0
Lott, Billy	RB	32	Mississippi	1961-63	35	NA
Loudd, Rommie	LB	60	UCLA	1961-62	27	NA
Loukas, Angelo	G	66	Northwestern	1970	2	0
Love, Arthur	TE	48	South Carolina St.	2001	0	0
Lowe, Omare	CB	23	Washington	2004	3	0
Lowery, Nick	K	7	Dartmouth	1978	2	0
Lowry, Orlando	LB	91	Ohio State	1989	2	0
Lua, Oscar	LB	49	Southern Cal.	2007	0	0
Lucas, Ray	WR	15	Rutgers	1996	2	0
Lunsford, Mel	DE	72	Central State (Ohio)	1973-80	92	74
Lyle, Rick	DL	96	Missouri	2002-03	21	3
Mahoney, John "Butch"	-	NA	American International	1961	NA	NA
Maitland, Jack	RB	40	Williams	1971-72	27	0
Mallard, Wesly	LB	96	Oregon	2005	3	0
Mallory, Irvin	DB	43	Virginia Union	1971	2	0
Mangiero, Dino	NT	96	Rutgers	1987	2	0
Mangum, John	DT	74	Southern Mississippi	1966-67	28	5*
Mankins, Logan	OL	70	Fresno State	2005-07	48	48
Marion, Fred	FS	31	Miami (Fla.)	1982-91	144	113
Maroney, Laurence	RB	39	Minnesota	2006-07	27	6
Marsh, Aaron	WR	29	Eastern Kentucky	1968-69	28	16
Marshall, Al	WR	88	Boise State	1974	4	0
Martin, Curtis	RB	28	Pittsburgh	1995-97	45	43
Martin, Donald	CB	38	Yale	1973	14	2
Martin, Sammy	WR	82	Louisiana State	1988-91	40	1
Martin, Steve	DT	90	Missouri	2002	14	5
Mason, Dave	S	28	Nebraska	1973	8	1
Mass, Wayne	OT	75	Miami (Fla.)	1972	6	0
Massey, Jim	CB	47	Linfield	1974-75	15	1
Matich, Trevor	OC	64	Brigham Young	1985-88	26	11
Matthews, Bill	LB	53	South Dakota State	1979-81	48	10
Matthews, Henry	RB	35	Michigan State	1972	3	3
May, Art	DE	71	Tuskegee	1971	11	5
Mays, Corey	LB	46	Notre Dame	2006-07	9	0
Mayer, Shawn	S	39/23	Penn State	2003-04	12	0
McAlister, James	RB/KR	37	UCLA	1978	16	0
McCabe, Jerry	LB	52	Holy Cross	1987	3	3
McCall, Bob	RB	24	Arizona	1973	8	1
McCarthy, Shawn	P	11	Purdue	1991-92	29	0
McComb, Don	DE	85	Villanova	1960	1	NA
McCrary, Fred	FB	44	Mississippi State	2003	6	3
McCray, Prentice	S	34	Arizona State	1974-80	81	65
McCurry, Dave	S	40	Iowa State	1974	2	0
McDermott, Sean	LS	49	Kansas	2003	1	0
McDougald, Doug	DE	70	Virginia Tech	1980	8	0
McGee, George	OT	75	Southern	1960	14	NA
McGee, Tony	DE	78	Bishop (Texas)	1974-81	119	37
McGinest, Willie	LB	55	Southern Cal.	1994-2005	171	146
McGovern, Rob	LB	58	Holy Cross	1992	4	0
McGrew, Lawrence	LB	50	Southern Cal.	1980-89	122	74
McGrew, Michael	WR	15	Virginia	2005	0	0
McGruder, Scooter	CB	27	Kent State	1996-97	17	0
McHale, Joe	LB	55	Delaware	1987	3	0
McKay, Bob	OT	66	Texas	1976-78	39	16
McKinnon, Don	LB	51	Dartmouth	1963-64	17	NA
McMahon, Art	DB	28	N.C. State	1968-72	43	7
McMurtry, Greg	WR	86	Michigan	1990-93	58	41
McNeil, Emmanuel	NT	92	Tennessee-Martin	1989	1	0
McQuay, Leon	RB	31	Tampa	1975	13	0
McSwain, Chuck	RB	32	Clemson	1987	3	1
McSwain, Rod	CB	23	Clemson	1984-90	90	17
Meggett, David	RB	22	Towson State	1995-97	48	3
Megna, Marc	LB	96/99	Richmond	1999-2000	4	0
Meixler, Ed	LB	52	Boston University	1965	4	NA
Melander, Jon	OG	64	Minnesota	1991	11	3
Merkerson, Ron	LB	50	Colorado	1999	0	0
Merriweather, Brandon	DB	31	Miami (Fla.)	2007	16	0

PATRIOTS ALL-TIME ROSTER

Name	Pos.	#	College	Years	GP	GS
Mickens, Ray	CB	38	Texas A&M	2006	4	0
Mildren, Jack	S	45	Oklahoma	1974	14	10
Millen, Hugh	QB	7	Washington	1991-92	20	20
Miller, Al	RB	32	Boston College	1960	14	NA
Miller, Dan	K	6	Miami (Fla.)	1982	2	0
Miller, Jim	QB	13	Michigan State	2004	0	0
Miller, Josh	P	8	Arizona	2004-06	42	0
Millroy, Lawyer	S	36	Washington	1996-2002	112	106
Mills, Garrett	TE	45	Tulsa	2006	0	0
Mirich, Rex	DT	76	Northern Arizona	1970	7	1
Mitchell, Brandon	DE	98	Texas A&M	1997-2001	62	37
Mitchell, Leroy	DB	41	Texas Southern	1967-68	28	28
Mitchell, Mel	S	24	Western Kentucky	2006-07	10	0
Montler, Mike	OT	64	Colorado	1969-72	53	50
Moore, Arthur	DT	75	Tulsa	1973-77	29	0
Moore, Brandon	OT	70	Duke	1993-95	26	0
Moore, Greg	LB	54	Tennessee-Chattanooga	1987	3	3
Moore, Leroy	DE	61	Fl. Valley State	1961-62	19	NA
Moore, Marty	LB	58/90	Kentucky	1994-99, 2001	96	10
Moore, Rashad	DL	95	Tennessee	2007	1	0
Moore, Steve	OT	67	Tennessee State	1983-87	52	31
Moore, Will	WR	83	Texas Southern	1995	16	13
Moreland, Earthwind	CB	29	Georgia Southern	2004	9	2
Morey, Sean	WR	85	Brown	1999	2	0
Morgan, Stanley	WR	86	Tennessee	1977-89	180	165
Morris, Aric	S	29	Michigan State	2003	4	0
Morris, Jamie	RB	24	Michigan	1990	5	0
Morris, Jon	OC	56	Holy Cross	1964-74	130	82
Morris, Sammy	RB	34	Texas Tech	2007	6	22
Morriss, Guy	OC	75	Texas Christian	1984-87	53	2
Mossier, John	TE	88	Kansas	1973	2	2
Moss, Randy	WR	81	Marshall	2007	16	16
Moss, Roland	TE	86	Toledo	1971	14	6
Moss, Zefross	T	77	Alabama State	1997-99	42	42
Mowatt, Zeke	TE	81	Florida State	1990	10	0
Mruczkowski, Gene	OL	64	Purdue	2003-06	18	0
Murphy, Bill	WR	31	Cornell	1968	6	5
Murphy, Jim	QB	7	Northeastern	1998	0	0
Myers, Leonard	CB	25	Miami (Fla.)	2001-02	15	1

Nance, Jim	RB	35	Syracuse	1965-71	94	66*
Napoksi, Eric	LB	49	Connecticut	1988-89	4	0
Neal, Stephen	OL	61	Cal State Bakersfield	2001-07	55	52
Neighbors, Billy	OG	73	Alabama	1962-65	56	NA
Nelson, Edmund	DE	65	Auburn	1988	12	1
Nelson, Steve	LB	57	N. Dakota State	1974-87	174	173
Neumann, Tom	RB	36	Northern Michigan	1963	10	NA
Neville, Tommy	OT	77	Mississippi State	1965-77	160	114*
Nichols, Bob	TE	87	Boston University	1967-68	15	1
Nichols, Ricky	WR	86	East Carolina	1987	1	0
Nugent, David	DE	92	Purdue	2000-01	15	1

- O -

O'Callaghan, Ryan	T	68	California	2006-07	25	7
O'Hanley, Ross	DB	25	Boston College	1960-65	63	NA
O'Neill, Pat	P	5	Syracuse	1994-95	24	0
Oakes, Don	OT	71	Virginia Tech	1963-68	27	16
Osborne, Chuck	DT	71	Arizona	2000	0	0
Osley, Willie	CB	37	Illinois	1974	10	4
Outlaw, John	DB	44	Jackson State	1969-72	33	19
Overton, Don	RB	29	Fairmont State	1990	7	0
Owen, Tom	QB	17	Wichita State	1976-81	12	1
Owens, Dennis	NT	98	N.C. State	1982-86	71	44

- P -

Parilli, Babe	QB	15	Kentucky	1961-67	94	11*
Parker, Riddick	DT	97	North Carolina	2001	13	0
Pass, Patrick	RB	35	Georgia	2000-06	78	11
Patrick, Mike	P	2	Mississippi State	1975-78	43	0
Patten, David	WR	86	Western Carolina	2001-04	54	44
Patton, Jerry	DE	72	Nebraska	1975	3	3
Paulk, Jeff	FB	46	Arizona State	2000	1	0
Paxton, Lonie	LS	66	Sacramento State	2000-07	125	0
Pennywell, Carlos	WR	88	Grambling State	1978-81	48	2
Peoples, George	RB	35	Auburn	1983	16	0
Perkins, Willis	OG	NA	Texas Southern	1961	1	NA
Perryman, Robert	RB	34	Michigan	1987-89	41	31
Peterson, Joe	CB	45	Nevada-Reno	1987	3	3
Phifer, Roman	LB	95	UCLA	2001-04	59	46

PATRIOTS ALL-TIME ROSTER

Name	Pos.	#	College	Years	GP	GS
Phillips, Jess	RB	35	Michigan State	1976-77	27	0
Philpott, Ed	LB	52	Miami (Ohio)	1967-71	68	53
Pickering, Clay	WR	48	Maine	1987	1	0
Pitts, Mike	DE	93	Alabama	1993-94	32	31
Pleasant, Anthony	DE	98	Tennessee State	2001-03	37	27
Plunkett, Art	OT	70	UNLV	1985, 87	22	1
Plunkett, Jim	QB	16	Stanford	1971-75	61	61
Pool, David	CB	27	Carson-Newman	1991-92	31	17
Poole, Tyrone	CB	38	Fort Valley State	2003-05	22	21
Pope, Ken	CB	41	Oklahoma	1974	4	0
Porell, Tom	NT	65	Boston College	1987	1	1
Porter, Willie	DB	27	Texas Southern	1968	13	0
Posey, David	K	9	Florida	1978	11	0
Poteat, Hank	CB	31/32	Pittsburgh	2004-06	12	2
President, Andre	TE	88	Angelo State	1995	1	0
Prestridge, Luke	P	17	Baylor	1984	9	0
Price, Kenny	LB	54	Iowa	1971	1	0
Profit, Eugene	DB	22	Yale	1986-88	5	0
Fruett, Perry	DB	39	North Texas State	1971	11	1
Fuett, Gary	OG	77	Valparaiso	1979-81	36	5
Purnell, Lovett	TE	48/85	West Virginia	1996-98	34	7
Purvis, Vic	WR	31	Southern Mississippi	1966-67	16	0*
Pyne, George	OT	75	Olivet	1965	14	NA

- R -

Rademacher, Bill	WR	33	N. Michigan State	1969-70	27	5
Rakoczy, Gregg	OL	71	Miami (Fla.)	1991-92	21	4
Ramsey, Derrick	TE	88	Kentucky	1983-85	46	23
Ramsey, Tom	QB	12	UCLA	1985-88	21	4
Ratkowski, Ray	RB	23	Notre Dame	1961	1	NA
Rawlings, Josh	OL	62	Minnesota	2000	0	0
Ray, Eddie	RB-P	36	Louisiana State	1970	5	1
Ray, Terry	S	23	Oklahoma	1993-96	63	24
Redding, Reggie	OL	70	Cal State-Fullerton	1992	14	14
Redmond, J.R.	RB	21	Arizona State	2000-02	33	5
Reed, Benton	DE	71	Mississippi	1987	3	3
Rehberg, Scott	T	60	Central Michigan	1997-98	8	0
Rehder, Tom	OT	76	Notre Dame	1988-89	32	0
Reid, Dexter	S	42	North Carolina	2004	13	2
Reilly, Kevin	LB	55	Villanova	1975	4	1
Rembert, Johnny	LB	52	Clemson	1983-92	126	72
Reynolds, Bob	OT	74	Bowling Green	1972-73	20	14
Reynolds, Ed	LB	95	Virginia	1983-91	119	34
Reynolds, Ricky	CB	21	Washington State	1994-96	42	35
Reynolds, Tom	WR	21	San Diego State	1972	12	0
Rheams, Leonta	DL	75	Houston	1998	6	0
Rice, Rodney	DB	43	Brigham Young	1989	10	0
Richards, Dave	OL	62	UCLA	1996	5	0
Richardson, Al	DE	79	Grambling State	1960	3	NA
Richardson, Jesse	DT	75	Alabama	1962-64	42	NA
Richardson, Mike	DB	35	Notre Dame	2007	0	0
Richardson, Tom	WR	49	Jackson State	1969-70	15	0
Rivers, Marcellus	TE	82	Oklahoma State	2007	3	0
Robbins, Randy	S	48	Arizona	1992	15	15
Roberts, Tim	DE	94	Southern Mississippi	1995	13	12
Roberts, William	G	76	Ohio State	1995-96	32	27
Robinson, Bo	RB	41	West Texas State	1984	16	1
Robinson, Greg	OT	61/68	Sacramento State	1987	3	3
Robinson, Junior	CB	27	East Carolina	1990	16	0
Robinson, Rex	K	7	Georgia	1982	3	0
Robinson-Randall, Greg	T	64/77	Michigan State	2000-02	35	22
Robotti, Frank	LB-RB	51	Boston College	1961	12	NA
Rogers, Doug	DE	65	Stanford	1984	12	0
Romaniszyn, Jim	LB	53	Edinboro State (Pa.)	1976	11	2
Romeo, Tony	TE	86	Florida State	1962-67	75	0*
Romine, Al	DB	46	Florence State	1961	1	NA
Rowe, Dave	DT	76	Penn State	1971-73	42	33
Rucci, Todd	OG	71	Penn State	1993-99	85	75
Rucker, Reggie	WR	33	Boston University	1971-74	43	38
Rudolph, Jack	LB	80	Georgia Tech	1960-65	56	NA
Ruegamer, Grey	C/G	67	Arizona State	2000-02	33	3
Russ, Bernard	LB	51	West Virginia	1997-99	9	0
Russell, Leonard	RB	32	Arizona State	1991-93	43	40
Ruth, Mike	NT	65	Boston College	1986-87	8	0
Rutledge, Rod	TE	83	Alabama	1998-2001	63	31

- S -

Sabb, Dwayne	LB	95	New Hampshire	1992-96	73	24
Sacco, Frank	LB	95	Fordham	1987	2	0
Sagapolutele, Pio	DT	75	San Diego State	1996	15	10
Saltz, Lee	QB	12	Temple	1992	0	0

PATRIOTS ALL-TIME ROSTER

Name	Pos.	#	College	Years	GP	GS
Sam, P.K.	WR	14	Florida State	2004	3	0
Samuel, Asante	CB	22	Central Florida	2003-07	75	53
Sanders, James	S	36	Fresno State	2005-07	41	22
Sanders, John	S	25	South Dakota	1974-76	30	24
Sandham, Todd	OG	72	Northeastern	1987	2	0
Sanford, Rick	FS	25	South Carolina	1979-84	89	53
Saranowitz, Brian	OG	70	New Hampshire	1987	0	0
Sardisco, Tony	OG	64	Tulane	1960-62	40	NA
Satcher, Doug	LB	58	Southern Mississippi	1966-68	28	26
Sauerbrun, Todd	P	18	West Virginia	2006	2	0
Sawyer, Jon	CB	31	Cincinnati	1987	2	0
Saxon, Mike	P	4	San Diego State	1993	16	0
Saylor, Jace	DL	94	Michigan State	2001	2	1
Scarpito, Bob	WR-P	46	Notre Dame	1968	14	0
Schaum, Greg	DE	76	Michigan State	1978	14	0
Schmidt, Bob	OT	74	Minnesota	1964	14	NA
Scholtz, Bruce	LB	51	Texas	1989	8	2
Schottenheimer, Marty	LB	54	Pittsburgh	1969-70	23	5
Schroeder, Bill	WR	18	Wisconsin-La Crosse	1995	0	0
Schubert, Eric	K	1	Pittsburgh	1987	2	1
Schubert, Steve	WR	87	Massachusetts	1974	8	2
Schwedes, Gerhard	RB	31	Syracuse	1960-61	7	NA
Scott, Chad	CB	30	Maryland	2005-07	17	9
Scott, Clarence	DB	26	Morgan State	1969-72	43	24
Scott, Guss	S	29/39	Florida	2004-06	6	2
Scott, Walter	DE	94	East Carolina	1996	1	0
Scott, Willie	TE	88	South Carolina	1986-88	25	2
Sealty, Randy	LB	53/59	Missouri	1987	2	1
Seau, Junior	LB	55	Southern Cal	2006-07	27	14
Secules, Scott	QB	10	Virginia	1993	12	4
Sellers, Ron	WR	34	Florida State	1969-71	35	30
Serwanga, Kato	CB	31	California	1998-2000	31	3
Seymour, Richard	DE	93	Georgia	2001-07	96	90
Shaw, Harold	FB	44	Southern Mississippi	1998-2000	35	0
Shaw, Sedrick	RB	23	Iowa	1997-98	14	1
Shaw, Terrance	CB	22	Stephen F. Austin	2001	13	3
Shegoff, Ron	SS	42	Austin Peay	1987	3	3
Sherman, Tom	QB-DB	14	Penn State	1968-69	18	7
Shiner, Dick	QB	11	Maryland	1973-74	4	0
Shoate, Rod	LB	56	Oklahoma	1975-81	76	65
Shonta, Chuck	DB	34	Eastern Michigan	1960-67	14	14
Shorts, Peter	DE	90	Illinois State	1989	1	0
Sievers, Eric	TE	85	Maryland	1989-90	24	6
Simerson, John	OT	75	Purdue	1961	10	NA
Simmons, Tony	WR	81	Wisconsin	1998-2000	38	9
Sims, Kenneth	DE	77	Texas	1982-89	74	64
Singer, Karl	OT	68	Purdue	1966-68	39	0
Singleton, Chris	LB	55	Arizona	1990-93	33	22
Sisson, Scott	K	9	Georgia Tech	1993	13	0
Skene, Doug	G	74	Michigan	1994	6	6
Slade, Chris	LB	53	Virginia	1993-2000	127	108
Small, Torrance	WR	84	Alcorn State	2001	3	0
Smerlas, Fred	NT	76	Boston College	1991-92	32	1
Smith, Antowain	RB	32	Houston	2001-03	45	36
Smith, Donnell	DE	65	Southern	1973-74	21	0
Smith, Hal	DT	70	UCLA	1960	10	NA
Smith, John	K	1	Southampton (England)	1974-83	116	0
Smith, Jonathan	WR	81	Georgia Tech	2006	2	0
Smith, Le Kevin	DL	90	Nebraska	2006-07	16	0
Smith, Otis	CB	45	Missouri	1996, 2000-02	56	48
Smith, Ricky	DB	27	Alabama State	1982-84	26	0
Smith, Rod	DB	22	Notre Dame	1992-94	48	17
Smith, Sean	DE	97	Georgia Tech	1990-91	17	1
Snyder, Al	WR	38	Holy Cross	1964	2	NA
Solitis, Bob	DB	42	Minnesota	1960-61	3	NA
Songin, Ed "Butch"	QB	11	Boston College	1960-61	28	NA
Spach, Stephen	TE	82	Fresno State	2007	3	0
Spann, Antwain	CB	31	Louisiana-Lafayette	2006-07	9	0
Spears, Ron	DE	78	San Diego State	1982-83	8	1
Spies, Greg	DE	94	Florida State	1998-2000	42	3
St. Jean, Lennie	OG	60	N. Michigan	1964-73	140	96*
Stallworth, Donte	WR	18	Tennessee	2007	16	9
Stanley, Sylvester	NT	63	Michigan	1994	7	0
Stanley, Walter	WR	81	Colorado	1992	13	0
Starks, Duane	CB	23	Miami (Fla.)	2005	7	6
Starring, Stephen	WR	81	McNeese	1983-87	72	33
Stavrovsky, Jason	K	4	Tulsa	1988-91	42	0
Steinford, Fred	K	5	Boston College	1983	9	0
Stenger, Brian	LB	59	Notre Dame	1973	10	2
Stephens, Calvin	G	68	South Carolina	1992	14	1
Stephens, John	RB	44	NW Louisiana State	1988-92	76	59
Stephens, Tom	DB-TE	45	Syracuse	1960-64	49	NA
Stevens, Matt	S	26	Appalachian State	2000-01	16	4

PATRIOTS All-TIME ROSTER

Name	Pos.	#	College	Years	GP	GS
Stingley, Darryl	WR	84	Purdue.....	1973-77	60	53
Stokes, Eric	C-G	78	Northeastern.....	1987	1	1
Stokes, J.J.	WR	85	UCLA.....	2003	2	0
Stolberg, Eric	WR	19	Indiana.....	1971	0	0
Stone, Michael	S	24	Memphis.....	2005	13	3
Striegall, Bill	LB	72	College of Pacific.....	1960	5	NA
Stuckey, Shawn	LB	93	Troy State.....	1998	6	0
Studstill, Pat	P	2	Houston.....	1972	14	0
Sturt, Fred	G	63	Bowling Green.....	1976-78	29	0
Suci, Bob	DB	21	Michigan State.....	1963	14	NA
Sullivan, Chris	DE	74	Boston College.....	1996-99, 2001	63	20
Swanson, Terry	P	36	Massachusetts.....	1967-68	24	0
Sweet, Joe	WR	81	Tennessee State.....	1974	4	0
Sykes, Alfred	WR	13	Florida A&M.....	1971	4	1

- T -

Taliaferro, Mike	QB	17	Illinois.....	1968-71	32	25
Tanner, John	LB-DE	53	Tennessee Tech.....	1973-74	27	2
Tardits, Richard	LB	53	Georgia.....	1990-92	27	1
Tarver, John	RB	36	Colorado.....	1972-74	31	15
Tatupu, Mosi	RB	30	Southern Cal.....	1978-90	194	22
Taylor, Gene	WR	82	Fresno State.....	1991	1	0
Taylor, Greg	RB	45	Virginia.....	1982	1	0
Taylor, Kitrick	WR	49	Washington State.....	1989	4	0
Testaverde, Vinny	QB	14	Miami (Fla.).....	2006	3	0
Tharpe, Larry	OT	77	Tennessee State.....	1996	0	0
Thomas, Adalius	LB	96	Southern Mississippi.....	2007	16	15
Thomas, Ben	DE	99	Auburn.....	1985	15	0
Thomas, Blair	RB	32	Penn State.....	1994	3	0
Thomas, David	TE	86	Texas.....	2006-07	17	3
Thomas, Donnie	LB	51	Indiana.....	1976	3	1
Thomas, Gene	RB	22	Florida A&M.....	1968	9	4
Thomas, Henry	DT	95	Louisiana State.....	1997-2000	64	52
Thomas, Santonio	DL	92	Miami (Fla.).....	2007	4	0
Thompson, Leroy	RB	36	Penn State.....	1994	16	1
Thompson, Reyna	CB	21	Baylor.....	1993	15	6
Timpsom, Michael	WR	83	Penn State.....	1989-94	70	25
Tippett, Andre	LB	56	Iowa.....	1962-88, 90-93	151	139
Tipton, Dave	NT	60	Western Illinois.....	1975-76	12	0
Toler, Ken	WR	82	Mississippi.....	1981-82	25	0
Toner, Ed	DT	75	Massachusetts.....	1967-70	26	0
Towns, Bobby	DB	34	Georgia.....	1961	2	NA
Traylor, Keith	NT	98	Central State (Okla.).....	2004	16	10
Trull, Don	QB	19	Baylor.....	1967	7	3
Tucker, Erroll	DB	21	Utah.....	1989	5	0
Tucker, Ross	OL	69	Princeton.....	2005	1	0
Tuitele, Maugaula	LB	47/59	Colorado State.....	2000-02	5	0
Tupa, Tom	P	19	Ohio State.....	1996-98	48	0
Turner, Bake	WR	40	Texas Tech.....	1970	14	13
Turner, Bill	DE	74	Boston College.....	1987	2	0
Turner, Kevin	RB	34	Alabama.....	1992-94	48	19
Turner, T.J.	LB	99	Michigan State.....	2001	2	0
Twombly, Darren	C	64	Boston College.....	1987	1	1

- V -

Van Eeghen, Mark	RB	34	Colgate.....	1982-83	24	16
Vataha, Randy	WR	18	Stanford.....	1971-76	82	44
Vaughn, Jon	RB	24	Michigan.....	1991-92	32	7
Ventrone, Ray	DB	41	Villanova.....	2007	2	0
Veris, Garin	DE	60/90	Stanford.....	1985-88, 90-91	78	46
Viaene, David	OT	70	Minnesota-Duluth.....	1989-90	20	8
Villa, Danny	OT	75	Arizona State.....	1987-91, 97	75	62
Vinatieri, Adam	K	4	South Dakota State.....	1996-2005	160	0
Virkus, Scott	DE	70	San Francisco CC.....	1984	5	0
Vrabel, Mike	LB	50	Ohio State.....	2001-07	109	96

- W -

Wagner, Bryan	P	9	Cal State-Northridge.....	1991, 95	8	0
Walker, Bruce	NT/DT	91	UCLA.....	1994-95	11	4
Walker, Mike	K	12	None.....	1972	8	0
Walter, Ken	P	13/15	Kent State.....	2001-03, 06	46	0
Ward, David	LB	94	Southern Arkansas.....	1989	16	0
Ward, Dedic	WR	17	Northern Iowa.....	2003	4	0
Warren, Lamont	RB	27	Colorado.....	1999	16	2
Warren, Ty	DL	94	Texas A&M.....	2003-07	79	67
Washington, Clyde	DB	31	Purdue.....	1960-61	27	NA
Washington, John	DT	76	Oklahoma State.....	1993	16	13
Washington, Kelley	WR	15	Tennessee.....	2007	14	0
Washington, Mark	CB	46	Morgan State.....	1979	12	0
Washington, Mickey	CB	21	Texas A&M.....	1990-91	25	4

PATRIOTS ALL-TIME ROSTER

Name	Pos.	#	College	Years	GP	GS
Washington, Ted	NT	92	Louisville	2003	10	10
Watson, Benjamin	TE	84	Georgia	2004-07	41	30
Watson, Dave	G	67	Georgia Tech.	1963-64	28	NA
Weathers, Robert	RB	24	Arizona State	1982-86	44	6
Weathers, Clarence	WR	82	Delaware State	1983-84	25	0
Weaver, Jed	TE	85	Oregon	2004	10	1
Webb, Don	DB	42	Iowa State	1961-71	134	60*
Webster, George	LB	90	Michigan State	1974-76	37	25
Weisacosky, Ed	LB	66	Miami (Fla.)	1971-72	28	23
Weishuhn, Clayton	LB	53	Angelo State	1982-84, 86	30	26
Welch, Claxton	RB	43	Oregon	1973	2	1
Welker, Wes	WR	83	Texas Tech	2007	16	13
Wells, Billy	RB	41	Michigan State	1960	12	NA
West, Mel	RB	24	Missouri	1961	4	NA
Westbrook, Don	WR	83	Nebraska	1977-81	71	1
Whalen, Jim	TE	82	Boston College	1965-69	70	27*
Wheeler, Dwight	OT	62	Tennessee State	1978-83	72	39
Wheeler, Mark	DT	97	Texas A&M	1996-98	40	31
Whigham, Larry	S	25	NE Louisiana	1994-2000	106	4
White, Adrian	S	38	Florida	1993	5	4
White, David	LB	51	Nebraska	1993	6	0
White, Harvey	QB	10	Clemson	1960	9	NA
White, Jeff	K-P	2	Texas El Paso	1973	11	0
White, Jim	DE	87	Colorado State	1972	13	6
White, Reggie	DT/NT	90	North Carolina A&T	1995	16	9
Whittingham, Fred	LB	53	Cal Poly	1970	13	0
Whitten, Todd	QB	15	Stephen F. Austin	1987	1	0
Wichard, Murray	DE	90	Frostburg State	1987	3	0
Wiggins, Jermaine	TE	85	Georgia	2001	20	8
Wilburn, Steve	DE	99	Illinois State	1987	3	3
Wilfork, Vince	DT	75	Miami (Fla.)	2004-07	61	51
William, J.R.	LB-C	55	Louisiana Tech.	1968-70	38	2
Williams, Brent	DE	96	Toledo	1986-93	121	102
Williams, Brian	TE	49	Southern	1982	1	0
Williams, Brooks	TE	80	North Carolina	1983	13	1
Williams, Derwin	WR	82	New Mexico	1985-87	42	1
Williams, Ed	LB	54	Texas	1984-87, 90	62	10
Williams, Gemara	CB	42	Buffalo	2006	0	0
Williams, Grant	T	76	Louisiana Tech.	2000-01	29	12
Williams, Jon	RB	44	Penn State	1984	9	0
Williams, Larry	G	75	Notre Dame	1992	13	9
Williams, Lester	NT	72	Miami (Fla.)	1982-85	40	13
Williams, Perry	CB	38	Clemson	1987	3	0
Williams, Toby	DE	90	Nebraska	1983-88	80	56
Wilson, Curtis	OC	75	Missouri	1989	0	0
Wilson, Darrell	DB	47	Connecticut	1981	1	0
Wilson, Darryal	WR	48	Tennessee	1983	9	0
Wilson, David	DB	26	California	1992	1	0
Wilson, Ed	QB	12	Arizona	1965	14	NA
Wilson, Eugene	DB	26	Illinois	2003-07	62	55
Wilson, Jerrel	P	4	Southern Mississippi	1978	14	0
Wilson, Joe	RB	23	Holy Cross	1974	12	0
Wilson, Marc	QB	15	Brigham Young	1989-90	30	10
Windsor, Bob	TE	86	Kentucky	1972-75	48	44
Wirgowski, Dennis	DE	70	Purdue	1970-72	37	36
Witt, Mel	DT	70	Arlington State	1967-70	35	14
Wohlabaugh, Dave	C	64	Syracuse	1995-98	57	57
Wonsley, George	RB	53	Mississippi State	1989	5	0
Woods, Carl	RB	34	Vanderbilt	1987	2	0
Woods, Pierre	LB	58	Michigan	2006-07	24	0
Woody, Damien	C	65	Boston College	1999-2003	78	76
Wooten, Ron	OG	61	North Carolina	1982-88	98	96
Wren, Darryl	CB	27	Pittsburg (Kan.) State	1993-94	33	5
Wright, Elmo	WR	17	Houston	1975	8	4
Wright, Mike	DL	99	Cincinnati	2005-07	37	5
Wyman, Devin	DT	72	Kentucky State	1996-98	15	4

Yancy, Carlos	CB	40	Georgia	1995	4	0
Yates, Billy	G	74	Texas A&M	2005-07	15	4
Yates, Bob	OT-G-C	50	Syracuse	1960-65	67	NA
Yewcic, Tom	P-QB	14	Michigan State	1961-66	77	NA

Zabel, Steve	LB	54	Oklahoma	1975-78	50	48
Zackery, Tony	FS	25	Washington	1990-91	19	0
Zamberlin, John	LB	54	Pacific Lutheran	1979-82	56	15
Zendejas, Joaquin	K	2	LaVerne (Calif.)	1983	2	0
Zeroue, Amos	RB	31	West Virginia	2005	3	0
Zolak, Scott	QB	16	Maryland	1992-98	53	7

PATRIOTS ALL-TIME DRAFT

2008

Rd	Player	Pk	Pos	College
1	Jerod Mayo	10	LB	Tennessee
2	Terrence Wheatley	62	CB	Colorado
3a	Shawn Crable	78	LB	Michigan
3b	Kevin O'Connell	94	QB	San Diego State
4	Jonathan Wilhite	129	CB	Auburn
5	Matthew Slater	153	WR	UCLA
6	Bo Ruud	197	LB	Nebraska

2008 Draft Notes

For more details on all trades involving draft picks, please see trades list on following pages.

- Pick acquired from New Orleans along with a 2008 third-round selection (78 overall - LB Shawn Crable) in exchange for a 2008 first-round selection (7 overall) and a 2008 fifth-round selection (164 overall).
- Pick acquired from New Orleans along with a 2008 first-round selection (10 overall - LB Jerod Mayo) in exchange for a 2008 first-round selection (7 overall) and a 2008 fifth-round selection (164 overall).
- Pick acquired from Tampa Bay in exchange for a 2008 fifth-round selection (160 overall) and a 2008 seventh-round selection (238 overall).

2007

Rd	Player	Pk	Pos	College
1	Brandon Meriweather	24	DB	Miami (Fla.)
2	(To Miami as part of trade for WR Wes Welker)			
4a	(To Oakland in exchange for WR Randy Moss)			
4b	Kareem Brown	127	DL	Miami (Fla.)
5	Clint Oldenburg	171	T	Colorado State
6a	Justin Rogers	180	LB	Southern Methodist
6b	Mike Richardson	202	CB	Notre Dame
6c	Justise Hairston	208	RB	Central Connecticut
6d	Corey Hilliard	209	T	Oklahoma State
7a	Oscar Lua	211	LB	Southern Cal
7b	(To Miami as part of trade for WR Wes Welker)			
7c	Mike Elgin	247	G/C	Iowa

2007 Draft Notes

For more details on all trades involving draft picks, please see trades list on following pages.

- 5c, 6d and 7c were awarded as compensatory draft choices.
- Pick acquired from Seattle in exchange for WR Deion Branch.
- Pick acquired from San Francisco along with a 2008 first-round selection in exchange for a 2007 first-round selection (28 overall).
- Pick acquired from Arizona in exchange for T Brandon Gorin.
- Pick Acquired from Oakland along with a 2008 third-round selection in exchange for a 2007 third-round selection (91 overall).

2006

Rd	Player	Pk	Pos	College
1	Laurence Maroney	21	RB	Minnesota
2	Chad Jackson	36	WR	Florida
3	David Thomas	86	TE	Texas
4a	Garrett Mills	106	FB	Tulsa
4b	Stephen Gostkowski	118	K	Memphis
5	Ryan O'Callaghan	136	T	California
6a	Jeremy Mincey	191	LB	Florida
6b	Dan Stevenson	205	G	Notre Dame
6c	Le Kevin Smith	206	DL	Nebraska
7	Willie Andrews	229	DB	Baylor

2006 Draft Notes

- 6b and 6c were awarded as compensatory draft choices.
- Pick acquired from Green Bay in exchange for a 2006 second-round pick (52 overall) and a 2006 third-round pick (75 overall)
- Pick acquired from Detroit in exchange for a 2005 fifth-round pick (145 overall) and a 2005 sixth-round pick (206 overall)
- Pick acquired from Oakland along with a 2005 seventh-round pick (230 overall) in exchange for a 2005 sixth-round pick (175 overall).

2005

Rd	Player	Pk	Pos	College
1	Logan Mankins	32	OL	Fresno State
3a	Ellis Hobbs	84	CB	Iowa State
3b	(To Arizona as part of trade for CB Duane Starks)			
3c	Nick Kaczur	100	T	Toledo
4	James Sanders	133	S	Fresno State
5a	(To Arizona as part of trade for CB Duane Starks)			
5b	Ryan Claridge	170	LB	Nevada-Las Vegas
7a	Matt Cassel	230	QB	Southern Cal
7b	Andy Stokes	255	TE	William Penn

2005 (Cont.)

2005 Draft Notes

- 3c, 5b and 7b were awarded as compensatory draft choices.
- Pick acquired from Baltimore along with a 2005 sixth round choice (195 overall) and a 2006 third round choice in exchange for a 2005 second round choice (64 overall).
- Pick acquired from Oakland along with a 2006 fifth round choice (136 overall) in exchange for a 2005 sixth round choice (175 overall)

2004

Rd	Player	Pk	Pos	College
1a	Vince Wilfork	21	DT	Miami (Fla.)
1b	Benjamin Watson	32	TE	Georgia
2a	(To Cincinnati in exchange for RB Corey Dillon)			
2b	Marquise Hill	63	DE	Louisiana State
3	Guss Scott	95	S	Florida
4a	Dexter Reid	113	S	North Carolina
4b	Cedric Cobbs	128	RB	Arkansas
5	P.K. Sam	164	WR	Florida State
6	(To Pittsburgh in compensation for RFA Rodney Bailey)			
7	Christian Morton	233	CB	Illinois

2004 Draft Notes

- Pick acquired from Baltimore along with a 2003 second round pick (41 overall) in exchange for a 2003 first round selection (19 overall).
- Pick acquired from New Orleans along with a 2003 third round pick (78 overall) and a 2003 seventh round choice (239th overall) in exchange for S Tebucky Jones.

2003

Rd	Player	Pk	Pos	College
1	Ty Warren	13	DT	Texas A&M
2a	Eugene Wilson	36	CB	Illinois
2b	Bethel Johnson	45	WR	Texas A&M
4a	Dan Klecko	117	DT	Temple
4b	Asante Samuel	120	CB	Central Florida
5	Dan Koppen	164	C	Boston College
6	Kliff Kingsbury	201	QB	Texas Tech
7a	Spencer Nead	234	TE	BYU
7b	Tully Banta-Cain	239	LB	California
7c	Ethan Kelley	243	DT	Baylor

2003 Draft Notes

- Pick acquired from Chicago for the Patriots 2003 first round pick (14 overall) and a 2003 sixth round pick (193 overall).
- Pick acquired from the Houston Texans along with a 2003 fourth round pick (117 overall) for a 2003 second round pick (41 overall) and a 2003 third round pick (75 overall).
- Pick acquired from the Carolina Panthers for a 2003 second round pick (50 overall) and a 2003 fourth round pick (120 overall).
- Pick acquired from the Houston Texans along with a 2003 second round pick (36 overall) for a 2003 second round pick (41 overall) and a 2003 third round pick (75 overall).
- Pick acquired from Denver for a 2003 fourth round pick (128 overall) and a 2003 fifth round pick (157 overall).
- Pick acquired from the Tennessee Titans along with a 2003 sixth round pick (201 overall) and a 2003 seventh round pick (243 overall) for a 2003 fifth round pick (154 overall) and a 2003 seventh round pick (225 overall).
- Pick acquired from the Tennessee Titans along with 2003 fifth round pick (164 overall) and a 2003 seventh round pick (243 overall) for the a 2003 fifth round pick (154 overall) and a 2003 seventh round pick (225 overall).
- Pick acquired from New Orleans along with a 2003 third round pick (78 overall) and a 2004 fourth round pick for Tebucky Jones.
- Pick acquired from the Tennessee Titans a 2003 fifth round pick (164 overall) and a 2003 sixth round pick (201 overall) for the Patriots 2003 fifth round pick (154 overall) and a 2003 seventh round pick (225 overall).

2002

Rd	Player	Pk	Pos	College
1	Daniel Graham	21	TE	Colorado
2	Deion Branch	65	WR	Louisville
4a	Rohan Davey	117	QB	LSU
4b	Jarvis Green	126	DE	LSU
7a	Antwoine Womack	237	RB	Virginia
7b	David Givens	253	WR	Notre Dame

PATRIOTS ALL-TIME DRAFT

2002 (Cont.)

2002 Draft Notes

- 1 Pick acquired from Washington for the Patriots first round pick (32nd overall), third round pick (96th) and seventh round pick (234th) of the 2002 draft.
- 4a Pick obtained from the Denver Broncos in exchange for the Patriots 2002 fourth round pick (131st overall) and fifth round (144th).
- 4b Pick acquired from Green Bay for WR Terry Glenn.
- 7a Pick obtained from the Dallas Cowboys, along with 2003 fifth round choice, in exchange for the Patriots 2002 fifth round pick (168th overall).

2001

Rd	Player	Pk	Pos	College
1	Richard Seymour	6	DT	Georgia
2	Matt Light	48	OL	Purdue
3	Brock Williams	86	CB	Notre Dame
4a	Kenyatta Jones	96	OL	South Florida
4b	Jabari Holloway	119	TE	Notre Dame
5	Hakim Akbar	163	S	Washington
6a	Arther Love	180	TE	South Carolina State
6b	Leonard Myers	200	CB	Miami (Fla.)
7	Owen Pochman	216	K	Brigham Young
7b	T.J. Turner	239	LB	Michigan State

2001 Draft Notes

- 5, 6b and 7b denote compensatory picks obtained from the NFL.
- 2 Pick acquired from Detroit for a 2001 second round (50 overall, from Pittsburgh) pick and a sixth round (173 overall, from San Francisco) pick
- 3 Pick acquired from Minnesota (NE trades third round selection - 69 overall to Minnesota for their third round pick - 86 overall and fourth round selection - 119 overall)
- 4a Pick acquired from San Diego (NE trades fourth round selection - 112 overall and fifth round selection - 139 overall to San Diego for their fourth round pick - 96th overall)
- 4b Pick from Minnesota in previously mentioned trade
- 6a Pick acquired from Detroit (NE trades fifth round selection-149 overall to Detroit for their sixth round pick-180 overall and their seventh round pick-216 overall)
- 7a Pick from Detroit in previously mentioned trade

2000

Rd	Player	Pk	Pos	College
1	Pick to N.Y. Jets	16		
2	Adrian Klemm	46	T	Hawaii
3	J.R. Redmond	76	RB	Arizona State
4	Greg Robinson-Randall	127	T	Michigan State
5a	Dave Stachelski	141	TE	Boise State
5b	Jeff Marriott	161	DT	Missouri
6a	Antwan Harris	187	CB	Virginia
6b	Tom Brady	199	QB	Michigan
6c	David Nugent	201	DT	Purdue
7a	Pick to San Francisco	from Philadelphia		
7b	Casey Tisdale	226	LB	New Mexico
7c	Patrick Pass	239	RB	Georgia

2000 Draft Notes

- 1 Awarded to N.Y. Jets in compensation for Bill Belichick
- 4b, 6c and 7c denote compensatory picks obtained from the NFL.
- 5b From St. Louis Rams for DE Mike Jones
- 7a Pick acquired from Philadelphia for WR Dietrich Jells, then traded to San Francisco for a sixth round pick in 2001.

1999 Supplemental Draft

Sept. 3, 1999

Rd	Player	Pos	College
4	J.Juan Cherry	CB	Arizona State

1999

Rd	Player	Pk	Pos	College
1	Damien Woody	17	C	Boston College
1b	Choice to Seattle	20		
1c	Andy Katzenmoyer	28	LB	Ohio State
2a	Kevin Faulk	46	RB	LSU
2b	Pick to Tennessee	52		
3a	Pick to Seattle	82		
3b	Tony George	91	DB	Florida
4a	Pick to Tennessee	117		
5	Derrick Fletcher	154	OL	Baylor
6a	Marcus Washington	180	DB	Colorado
6b	Pick to Seattle	191		
7a	Michael Bishop	227	QB	Kansas State
7b	Sean Morey	241	WR	Brown

1999 (Cont.)

1999 Draft Notes

- 1b Pick to Seattle - (NE trades picks-20th, 82nd and 191st overall for Seattle's 1999 1st round pick-17th overall)
- 1c From N.Y. Jets in compensation for Bill Parcells
- 2b Pick to Tennessee - (NE trades picks-52nd and 117th overall for Tennessee's 1999 2nd round pick-46th overall)
- 3a Pick to Seattle in previously mentioned trade
- 3b From Minnesota Vikings in a trade for CB Jimmy Hitchcock
- 4a Pick to Tennessee in previously mentioned trade
- 6a From Baltimore Ravens in a trade for TE Lovett Purnell
- 6b Pick to Seattle in previously mentioned trade
- 7b From the NFL as compensation for losing free agent FBs Keith Byars and Sam Gash

1998

Rd	Player	Pk	Pos	College
1a	Robert Edwards	18	RB	Georgia
1b	Tebucky Jones	22	DB	Syracuse
2a	Tony Simmons	52	WR	Wisconsin
2b	Rod Rutledge	54	TE	Alabama
3a	Chris Floyd	81	FB	Michigan
3b	Greg Spires	83	DE	Florida State
4	Leonta Rheaams	115	DT	Houston
5	Ron Merson	145	LB	Colorado
6	Harold Shaw	176	RB	Southern Mississippi
7	Jason Andersen	211	OL	Brigham Young

1998 Draft Notes

- 1a From N.Y. Jets in compensation for Curtis Martin
- 2a From N.Y. Jets in compensation for Bill Parcells
- 3a From N.Y. Jets in compensation for Curtis Martin

1997

Rd	Player	Pk	Pos	College
1	Chris Canty	29	DB	Kansas State
2	Brandon Mitchell	59	DT	Texas A&M
3a	Sedrick Shaw	61	RB	Iowa
3b	Chris Carter	89	DB	Texas
4a	Damon Denson	97	OL	Michigan
4b	Ed Ellis	125	OL	Buffalo
5	Vernon Crawford	159	LB	Florida State
6	Tony Gaiter	192	WR	Miami (Fla.)
7	Scott Rehberg	230	OL	Central Michigan

1997 Draft Notes

- 3a From N.Y. Jets in compensation for Bill Parcells
- 4a From N.Y. Jets in compensation for Bill Parcells

1996

Rd	Player	Pk	Pos	College
1	Terry Glenn	7	WR	Ohio State
2a	Lawyer Milloy	36	DB	Washington
2b	Pick to Oakland			
3a	Pick to Kansas City			
3b	Pick to Detroit			
3c	Tedy Bruschi	86	LB	Arizona
4a	Heath Irwin	101	G	Colorado
4b	Chris Sullivan	119	DE	Boston College
4c	Kantray Barber	124	FB	West Virginia
5a	John Elmore	139	G	Texas
5b	Christian Peter	149	DT	Nebraska
6a	Chris Griffin	173	TE	New Mexico
6b	Mario Grier	195	RB	Tenn.-Chattanooga
6c	Devin Wyman	206	DT	Kentucky State
7a	Lovett Purnell	216	TE	West Virginia
7b	J.R. Conrad	247	G	Oklahoma

1996 Draft Notes

- 2b Pick to Oakland - (NE trades pick-57th overall for Oakland's 1996 third round selection-76th overall, 1996 fourth-round selection-124th overall and fifth-round pick-149th overall)
- 3a Pick to Kansas City - (NE trades pick for Kansas City's 1995 fourth round pick, 112 overall--Dave Wohlabaugh)
- 3b Pick to Detroit - (NE trades pick-76th overall to Detroit for their third round selection-86th overall, fourth-119th overall and sixth round-195th overall selections)
- 3c From Detroit in previously mentioned trade
- 4b From Detroit in previously mentioned trade
- 4c From S.F. through Oakland
- 5b From Oakland in previously mentioned trade
- 6b From Detroit in previously mentioned trade
- 6c Compensatory Pick
- 7b Compensatory Pick

PATRIOTS ALL-TIME DRAFT

1995

Rd	Player	Pk	Pos	College
1	Ty Law	23	CB	Michigan
2	Ted Johnson	57	LB	Colorado
3a	Curtis Martin	74	RB	Pittsburgh
3b	Jimmy Hitchcock	88	CB	North Carolina
4a	David Wohlabaugh	112	C	Syracuse
4b	Pick to Pittsburgh			
5	Pick to Houston			
6	Dino Philyaw	195	RB	Oregon
7	Carlos Yancy	234	CB	Georgia

1995 Draft Notes

- 3a From Eagles in compensation for FB Kevin Turner
 4a From Kansas City for Patriots 1996 third round pick
 4b Pick traded to Pittsburgh for RB Leroy Thompson)
 5 Awarded to Houston in compensation for restricted free agent DE Tim Roberts
 7 From Cleveland in exchange for the 231st selection

1994

Rd	Player	Pk	Pos	College
1	Willie McGinest	4	LB	Southern Cal
2	Kevin Lee	35	WR	Alabama
3a	Pick to San Diego			
3b	Ervin Collier	78	NT	Florida A&M
3c	Joe Burch	90	C	Texas Southern
4a	Pick to Arizona			
4b	John Burke	121	TE	Virginia Tech
5a	Pick to San Diego			
5b	Pat O'Neill	135	P	Syracuse
6a	Steve Hawkins	166	WR	Western Michigan
6b	Max Lane	168	OT	Navy
7a	Jay Walker	198	QB	Howard
7b	Marty Moore	222	LB	Kentucky

1994 Draft Notes

- 3a Traded to San Diego along with a fifth-round pick (137th overall) for the Chargers' third round choice (78th overall) and RB Marion Butts
 3b From San Diego in trade described earlier
 3c From Miami, along with a 1993 draft pick, Todd Rucchi, in exchange for WR Irving Fryar
 4a Traded to Arizona for its fourth round pick from Miami, 121 overall, and its fifth round pick from the LA Rams, 135 overall
 6b From Seattle in a trade for Jon Vaughn
 7b From Dallas in exchange for QB Hugh Miller

1993

Rd	Player	Pk	Pos	College
1	Drew Bledsoe	1	QB	Washington St.
2a	Chris Slade	31	LB	Virginia
2b	Todd Rucchi	51	OL	Penn State
2c	Vincent Brisby	58	WR	NE Louisiana
4a	Kevin Johnson	86	NT	Texas Southern
4b	Corwin Brown	110	DB	Michigan
5a	Scott Sisson	113	K	Georgia Tech
5b	Richard Griffith	138	TE	Arizona
6	Lawrence Hatch	142	DB	Florida
8	Troy Brown	198	WR/KR	Marshall

1993 Draft Notes

- 2b From Miami, along with a 1994 draft pick, in exchange for WR Irving Fryar
 2c As a result of the L.A. Raiders passing on their selection in the second round, the Patriots' first selection of the third round reverted to being the 27th pick in the second round
 4b From Green Bay in exchange for RB John Stephens. The Patriots then traded that pick, 15th in round and 99th overall, to San Diego in exchange for the Chargers' 1993 fourth round, 110th pick and a 1993 fifth round, 138th pick

1992

Rd	Player	Pk	Pos	College
1	Eugene Chung	13	OL	Virginia Tech
2	Rod Smith	35	DB	Notre Dame
3a	Todd Collins	64	LB	Carson-Newman
3b	Kevin Turner	71	RB	Alabama
4a	Dion Lambert	90	CB	UCLA
4b	Darren Anderson	93	CB	Toledo
5	Dwayne Sabb	116	LB	New Hampshire
6	Tracy Boyd	165	OG	Elizabeth City St.
7a	Wayne Hawkins	176	WR	Southwest St.
7b	Jim Gray	194	DT	West Virginia
8a	Scott Lockwood	204	RB	Southern Cal.
8b	Sam Gash	205	RB	Penn State

1992 (Cont.)

9	David Dixon	232	DT	Arizona State
10a	Turner Baur	261	TE	Stanford
10b	Steve Gordon	277	OC	California
11	Mike Petko	288	LB	Nebraska
12	Freeman Baysinger	333	WR	Humboldt State

1992 Draft Notes

- 1 From Dallas, along with a third round pick in 1992, in exchange for Patriots' first round, 19th pick from Atlanta, second round, 37th pick and fourth round, 104th pick from Atlanta
 2 Acquired from Phoenix in exchange for Patriots' second round, 46th pick and fourth round, 100th pick in 1991
 3b Acquired from Dallas through Minnesota, along with first round pick in 1992, in exchange for a first round, 19th pick from Atlanta, second round, 37th pick and fourth round, 104th pick from Atlanta in 1992
 4a Acquired from San Diego in a 1991 draft day trade in exchange for a fifth round, 127th pick from Pittsburgh in 1991
 5 Acquired from Tampa Bay in a trade for Jesse Solomon
 6 Acquired from Detroit, along with seventh round pick in 1992, a 10th round pick in 1992 and a 12th round pick in 1992, in exchange for Patriots' sixth round, 145th pick from Phoenix, in 1992
 7b Acquired from Detroit in earlier listed trade
 8a Acquired from Cleveland in exchange for OG Fred Childress
 10b Acquired from Detroit in earlier listed trade
 12 Acquired from Detroit -- see sixth round details

1991

Rd	Player	Pk	Pos	College
1a	Pat Harlow	11	T	Southern California
1b	Leonard Russell	14	RB	Arizona State
2	Jerome Henderson	41	CB	Clemson
3	Calvin Stephens	56	G	South Carolina
4	Scott Zolak	84	QB	Maryland
5a	Jon Vaughn	112	RE	Michigan
5b	Ben Coates	124	TE	Livingstone College
6	David Key	140	CB	Michigan
7	Blake Miller	168	C	Louisiana State
8	Harry Colon	196	SS	Missouri
9	O'Neil Glenn	224	G	Maryland
10	Randy Bethel	251	TE	Miami (Fla.)
11a	Vincent Moore	279	WR	Tennessee
11b	Paul Alsbury	303	P	SW Texas State
12	Timothy Edwards	307	DT	Delta State

1991 Draft Notes

- 1a Patriots traded their first round selection, 1st pick, for Cowboys' first round selection, 11th pick, and Dallas' second round selection, 41st pick
 1b Pick from Dallas in exchange for Patriots' 1st round, 17th pick acquired from Houston, and Patriots' 1991 4th round, 110th pick, acquired from Buffalo in 1990
 2 Pick from Dallas in previously mentioned trade
 5b Pick from L.A. Raiders through Dallas, along with a 4th round pick in 1992, in exchange for Patriots' 1991 4th round selection, 100th pick, acquired from Pittsburgh
 11b Pick from San Diego through the L.A. Raiders, along with a 4th round selection in 1992, in exchange for Patriots' 1991 5th round selection, 127th pick, acquired from Pittsburgh

1990

Rd	Player	Pk	Pos	College
1a	Chris Singleton	8	LB	Arizona
1b	Ray Agnew	10	DE	North Carolina State
2	Pick to Seattle			
3a	Tom Hodson	59	DB	Louisiana State
3b	Greg McMurtry	80	WR	Michigan
5a	Junior Robinson	110	DB	East Carolina
5b	Jon Melander	113	OT	Minnesota
5c	James Gray	120	RB	Texas Tech
6	Pick to Dallas			
7	Pick to Buffalo			
8	Pick to Dallas			
9	Shawn Bouwens	226	OG	Nebraska - Wesleyan
10	Anthony Landry	253	RB	Stephen F. Austin
11	Sean Smith	280	DE	Georgia Tech
12a	Ventson Donelson	309	DB	Michigan St.
12b	Blaine Rose	322	OG	Maryland

PATRIOTS ALL-TIME DRAFT

1990 (Cont.)

1990 Draft Notes

- 1a Patriots traded their 1st round, third overall, and 2nd round, 29th overall pick for Seahawks' two 1st round selections, 8th and 10th picks and Seattle's 3rd round pick
- 1b Pick from Seattle in previously mentioned trade
- 3b Acquired from Dallas along with Cowboys' 7th round pick, later traded to Buffalo and the Cowboys' 5th round, 120th pick, in exchange for Patriots' 3rd round selection, originally Seattle's, NE's 6th round, 143rd pick, and 8th round, 197th pick
- 5a Pick from Washington, along with Redskins' 2nd pick in the 5th round, which was later traded to Denver, in exchange for Patriots' 4th round, 86th pick
- 5c Pick from Dallas in previously mentioned trade
- 12b Pick from Buffalo, along with a 4th round pick in 1991, in exchange for Patriots' two 7th round picks in 1990, one of which came from Dallas

1989

Rd	Player	Pk	Pos	College
1	Hart Lee Dykes	16	WR	Oklahoma State
2	Eric Coleman	43	DB	Wyoming
3a	Marv Cook	63	TE	Iowa
3b	Chris Gannon	73	DE	S.W. Louisiana
4a	Maurice Hurst	96	DB	Southern
4b	Michael Timpson	100	WR	Penn State
5	Pick to Green Bay			
6	Pick to LA Raiders			
7a	Eric Lindstrom	178	LB	Boston College
7b	Pick to San Diego			
8a	Rodney Rice	211	DB	Brigham Young
8b	Tony Zackery	224	DB	Washington
9a	Darron Norris	241	RB	Texas
9b	Curtis Wilson	248	OC	Missouri
10	Emanuel McNeil	268	NT	Tenn.-Martin
11	Tony Hinz	295	FB	Harvard
12	Aaron Chubb	325	LB	Georgia

1989 Draft Notes

- 3a Pick from Tampa Bay for Stephen Starring trade of 1988
- 4a From Washington in exchange for the Patriots 5th-round pick of 1988
- 5 127th pick, sent to Green Bay through Cleveland as part of 1988 trade for Mike Baab
- 6 Patriots traded their 6th round, 157th pick, for Raiders' 6th round pick, 166, and NE gains Raiders' 8th round, 224th pick
- 7a From Raiders as part of Brian Holloway trade of 1987
- 7b Sent to San Diego for Thomas Benson trade of 1988
- 8b From Raiders as part of draft-day trade exchanging 6th round picks; originally San Francisco's pick
- 9b From Minnesota for Patriots' 11th-round pick of 1988

1988

Rd	Player	Pk	Pos	College
1	John Stephens	17	RB	Northwestern (La.) St.
2	Vincent Brown	43	LB	Miss. Valley St.
3	Tom Rehder	69	T	Notre Dame
4a	Tim Goad	87	NT	North Carolina
4b	Sammy Martin	97	WR/KR	LSU
4c	Teddy Garcia	100	K	Northeast Louisiana
5	Troy Wolkow	115	G	Minnesota
6	Steve Johnson	154	TE	Virginia Tech
7	Darryl Usher	181	WR/KR	Illinois
8	Pick to Chicago			
9	Neil Galbraith	240	CB	Central (Ok.) St.
10	Rodney Lossow	267	C	Wisconsin
11	Marvin Allen	294	RB	Tulane
11b	Pick to Minnesota			
12	Dave Nugent	321	NT	Boston College

1988 Draft Notes

- 4a From Tampa Bay in exchange for NE's 1987 fifth-round pick
- 4b From Minnesota in 1987 trade for QB Rich Gannon
- 8 Patriots selection 236th to Chicago as part of QB Doug Flutie trade
- 10 From L.A. Raiders as part of 1987 trade for OT Brian Holloway
- 11b Patriots selection 296th traded to Minnesota in exchange for Vikings' ninth-round choice in 1989

1987

Rd	Player	Pk	Pos	College
1	Bruce Armstrong	23	OT	Louisville
2	Pick to Tampa Bay			
3a	Bob Perryman	79	RB	Michigan
3b	Pick to LA Raiders			
4a	Rich Gannon	98	QB-RB	Delaware
4b	Derrick Beasley	102	DB	Winston-Salem
4c	Tim Jordan	107	LB	Wisconsin
5a	Danny Villa	113	OT	Arizona
5b	Tom Gibson	116	DE	Northern Arizona
6	Gene Taylor	163	WR	Fresno State
7	Pick to Tampa Bay			
8	Pick to Kansas City			
9	Pick to Tampa Bay			
10	Pick to LA Raiders			
11	Carlos Reveiz	302	K	Tennessee
12	Elgin Davis	330	RB	Central Florida

1987 Draft Notes

- 2 Patriots' selection 51 overall traded to Tampa Bay as part of OT-OG Sean Farrell trade which also included 7th and 9th round picks in the 1987 draft
- 3b Patriots trade 81st overall selection and 10th round pick, 275 overall, to LA Raiders for Raiders' two fourth round picks, 98 and 102 overall; 81st overall pick originally from Washington for WR Ricky Sanders trade
- 4a Pick from LA Raiders in trade mentioned above
- 4b Pick from LA Raiders in trade mentioned above
- 5a Pick from San Diego for DB Vencie Glenn trade
- 5b Pick from Tampa Bay for Patriots' 6th round pick in 1986
- 7 Patriots' selection 191 overall traded to Tampa Bay as part of Sean Farrell trade
- 8 Patriots' selection 219 overall traded to Kansas City for TE Willie Scott
- 9 Patriots' selection 247 overall traded to Tampa Bay as part of OT Sean Farrell trade
- 10 Patriots' selection, 275 overall, and 3rd round pick, 81 overall, traded to LA Raiders for two fourth round picks, 98 and 102 overall

1986

Rd	Player	Pk	Pos	College
1	Reggie Dupard	26	RB	Southern Methodist
2a	Mike Ruth	42	NT	Boston College
2b	Vencie Glenn	54	DB	Indiana State
3	Patriots' selection 81 overall		forfeited	
4	Scott Gieselman	109	TE	Boston College
5	Greg Robinson	137	OL	Sacramento St.
6	Pick to Tampa Bay			
7a	Ray McDonald	187	WR	Florida
7b	Brent Williams	193	DE	Toledo
8	Greg Baty	220	TE	Stanford
9	George Colton	248	OG	Maryland
10	Cletis Jones	276	RB	Florida State
11	Gene Thomas	303	WR	U of Pacific
12	Don McAulay	330	K	Syracuse

1986 Draft Notes

- 2a Pick from Seattle as part of Bob Cryder trade of 1984
- 6 Patriots' selection 164 overall traded to Tampa Bay for Buccaneers' fifth-round pick in 1987
- 7a Pick from San Francisco as part of Matt Cavanaugh trade of 1983)

1985

Rd	Player	Pk	Pos	College
1a	Pick to San Francisco			
1b	Trevor Matich	28	OC	BYU
2a	Garin Veris	48	DE	Stanford
2b	Jim Bowman	52	DB	Central Michigan
2c	Ben Thomas	56	DE	Auburn
3a	Pick to San Francisco			
3b	Audrey McMillian	84	DB	Houston
4a	Tom Toth	102	OT	Western Michigan
4b	Gerard Phelan	108	WR	Boston College
5	Pick to Cincinnati			
6	Pick to Philadelphia			
7a	Pick to LA Raiders			
7b	Pick to LA Raiders			
8a	Pick to Atlanta			
8b	Miford Hodge	224	DE	Washington St.
9	Pick to Pittsburgh			
10	Pick to Denver			
11	Paul Lewis	296	RB	Boston University
12	Tony Mumford	328	RB	Penn State

PATRIOTS ALL-TIME DRAFT

1985 (Cont.)

1985 Draft Notes

- 1a Patriots trade their 1st round choice, 16th overall, along with their third round choice, 75th overall, to San Francisco for their first, 28th overall, second 56th overall, and third round, 84th overall, picks
- 1b Pick from San Francisco in trade mentioned above
- 2b Pick from LA Raiders part of Mike Haynes deal of 1983
- 2c Pick from San Francisco in trade mentioned above
- 3a Pick to San Francisco in trade mentioned above
- 3b Pick from San Francisco in trade mentioned above
- 4b Pick from LA Raiders part of Shelby Jordan deal of 1983
- 5 Pick to Cincinnati as part of WR Irving Fryar tradeup deal of 1984
- 6 Pick to Philadelphia as part of K Tony Franklin deal of 1984
- 7a Pick to LA Raiders as part of the Mike Haynes deal of 1983
- 8a Pick to Atlanta for DB Rod McSwain
- 8b Pick from San Francisco part of Matt Cavanaugh deal of 1983
- 9 Pick to Pittsburgh for WR Greg Hawthorne (1984)
- 10 Pick to Denver for P Luke Prestridge (1984)

1984

Rd	Player	Pk	Pos	College
1	Irving Fryar	1	WR	Nebraska
2	Ed Williams	43	LB	Texas
3	Jonathan Williams	70	RB	Penn State
5	Paul Fairchild	124	OG	Kansas
6	Ernest Gibson	151	DB	Furman
7a	Bruce Kallmeyer	184	K	Kansas
7b	Derwin Williams	192	WR	New Mexico
8	James Keyton	211	OT	Arizona State
9a	Scott Bolzan	238	OT	Northern Illinois
9b	David Windham	251	LB	Johnson State
11	Charlie Flager	292	OG	Washington St.
12	Harper Howell	319	TE	UCLA

SUPPLEMENTAL DRAFT:

- 1 Ricky Sanders 16 WR SW Texas St.
- 2 Eric Jordan 43 RB Purdue
- 3 Walter Lewis 70 QB Alabama

1984 Draft Notes

- 7b Pick from San Fran. for CB Ricky Smith
- 9b Pick from Washington for DE Tony McGee

1983

Rd	Player	Pk	Pos	College
1	Tony Eason	15	QB	Illinois
2	Darryal Wilson	47	WR	Tennessee
3a	Stephan Starring	74	WR	McNeese St.
3b	Steve Moore	80	OL	Tennessee St.
4	Johnny Rembert	101	LB	Clemson
5a	Smiley Creswell	118	DE	Michigan St.
5b	Darryl Lewis	128	TE	Texas-Arlington
6	Mike Bass	155	K	Illinois
7	Craig James	187	RB	SMU
	Washington-USFL			
8	Ronnie Lippett	214	DB	Miami (FL)
9a	Ricky Williams	233	RB	Langston
9b	Mark Keel	240	TE	Arizona
	Arizona-USFL			
10a	James Williams	264	TE	Wyoming
10b	Toby Williams	265	DE	Nebraska
10c	Torn Ramsey	267	QB	UCLA
	Los Angeles-USFL			
11a	Steve Parker	292	WR	Abilene Christian
11b	Calvin Eason	294	DB	Houston
12a	Waddell Kelly	319	RB	Arkansas St.
12b	Andy Ekern	326	OT	Missouri

1983 Draft Notes

- 3b Pick from S.D. in Tim Fox trade
- 5a Pick from Chicago in LB Rod Shoate trade
- 9a Pick from New Orleans
- 10a Pick from NY Giants in LB Bill Matthews trade
- 10b Pick from New Orleans
- 11a Pick from New Orleans
- 12a Pick from New Orleans

1982

Rd	Player	Pk	Pos	College
1a	Ken Sims	1	DE	Texas
1b	Lester Williams	27	DT	Miami (FL)
2a	Robert Weathers	40	RB	Arizona St.
2b	Andre Tippett	41	LB	Iowa
2c	Darryl Haley	55	OT	Utah
3a	Cedric Jones	56	WR/KR	Duke
3b	Clayton Weishuhn	60	LB	Angelo St.
4a	George Crump	85	DE	East Carolina
4b	Brian Ingram	111	LB	Tennessee
5	Fred Marion	112	DB	Miami (FL)
6	Ricky Smith	141	DB	Alabama State
7	Jeff Roberts	168	LB	Tulane
8	Ken Collins	197	LB	Washington St.
9	Kelvin Murdock	224	WR	Troy State
10	Brian Clark	253	K	Florida
11a	Used to select WR Chy Davidson of Rhode Island in 1981 supplemental draft.			
11b	Steve Sandon	296	QB	Northern Iowa
12	Greg Taylor	308	WR/KR	Virginia

1982 Draft Notes

- 1b Pick from San Francisco in TE Russ Francis deal
- 2a Pick from San Diego in FS Tim Fox deal
- 2b Pick from San Francisco in TE Russ Francis deal
- 2c Pick from San Francisco in TE Russ Francis deal
- 3b Pick from Seattle for RB Horace Ivory
- 4b Pick from San Francisco in TE Russ Francis deal
- 11b Pick from NY Giants for DB Bill Currier

1981

Rd	Player	Pk	Pos	College
1	Brian Holloway	19	OT	Stanford
2	Tony Collins	47	RB/KR	East Carolina
3	Pick to Minnesota			
4	Don Blackmon	102	LB	Tulsa.
5	Steve Clark	130	DE	Kansas State
6	Ron Wooten	157	OG	North Carolina
7	Ken Toler	185	WR	Mississippi
8a	Ken Naber	194	P	Stanford
8b	Lin Dawson	212	TE	North Carolina St.
9	Pick to Detroit			
10	Pick to Cleveland			
11	Brian Buckley	295	QB	Harvard
12	Cris Crissy	323	DB/KR	Princeton

1981 Draft Notes

- 3 Pick to Minnesota for RB Chuck Foreman
- 8a Pick from N.O. for OG Sam Adams
- 9 Pick to Detroit for LB Ed O'Neill
- 10 Pick to Cleveland for DE Ernest Pirce

1980

Rd	Player	Pk	Pos	College
1a	Roland James	14	DB	Tennessee.
1b	Vagas Ferguson	25	RB	Notre Dame
2	Larry McGrew	45	LB	USC
3	Steve McMichael	73	DT	Texas
4	Pick to Los Angeles			
5	Doug McDougald	124	DE	VPI
6a	Pick to Cleveland			
6b	Preston Brown	160	WR/KR	Vanderbilt
7	Tom Kearns	180	OG	Kentucky
8	Mike House	208	TE	Pacific
9	Barry Burget	235	LB	Oklahoma
10	Torn Daniel	266	OC	Georgia Tech
11	Mike Hubach	293	P	Kansas
12	Jimmy Jordan	320	QB	Florida State

1980 Draft Notes

- 1b Pick from Houston in OT Leon Gray deal
- 4 Pick to Los Angeles in WR Harold Jackson deal
- 6a Pick to Cleveland for DE Mike St. Clair
- 6b From Houston in OT Leon Gray deal

1979

Rd	Player	Pk	Pos	College
1	Rick Sanford	25	DB	South Carolina
2	Bob Golic	52	LB	Notre Dame
3	Pick to Los Angeles			
4	Eddie Hare	106	P	Tulsa
5	John Zamberlin	135	LB	Pacific Lutheran
6	Pick to Pittsburgh			
7a	Judson Flint	177	DB	Memphis State
7b	Pick forfeited			

PATRIOTS ALL-TIME DRAFT

1979 (Cont.)

8	Randy Love	216	RB	Houston
9	John Spagnola	245	TE	Yale
10a	Martin Cox	270	WR	Vanderbilt
10b	Allan Clark	271	RB	Northern Arizona
11	Pick to Washington			
12	Pick to Detroit			

1979 Draft Notes

- 3 Pick to Los Angeles in WR Harold Jackson deal
- 6 Pick to Pittsburgh for DE Dave Pureifory
- 7a Pick from Washington
- 10a Pick from Denver for OT Tom Neville
- 12 Pick to Detroit for OT Bob McKay

1978

Rd	Player	Pk	Pos	College
1	Bob Cryder	18	G	Alabama
2	Matt Cavanaugh	50	QB	Pittsburgh
3	Carlos Pennywell	77	WR	Grambling
4	Dwight Wheeler	102	T	Tennessee St.
5	Bill Matthews	129	LB	South Dakota St.
6	Kem Coleman	156	LB	Mississippi
7	Mike Hawkins	188	LB	Texas A&I
8a	Terry Falcon	198	G	Montana
8b	Mosi Tatupu	215	RB	Southern Calif.
9	Tim Petersen	242	LB	Arizona State
10	Bryan Ferguson	269	DB	Miami
11	Charlie Williams	296	LB	Florida
12	John Gibney	328	C	Colgate

1978 Draft Notes

- 8a Pick from Buffalo through Philadelphia for DB John Sanders

1977

Rd	Player	Pk	Pos	College
1a	Raymond Clayborn	16	DB	Texas
1b	Stanley Morgan	25	WR	Tennessee
2a	Horace Ivory	44	RB	Oklahoma
2b	Don Hasselbeck	52	TE	Colorado
3	Sidney Brown	82	DB	Oklahoma
4	Gerald Skinner	109	T	Arkansas
5	Pick to St. Louis			
6	Pick to Houston			
7	Ken Smith	192	WR	Arkansas-Pine Bluff
8	Brad Benson	219	G	Penn State
9	Jerry Voge	249	LB	Michigan
10a	John Rasmussen	276	T	Wisconsin
10b	Giles Alexander	279	DE	Tulsa
11	Ray Costick	303	LB	Mississippi State
12	Dave Preston	333	RB	Bowling Green

1977 Draft Notes

- 1a Pick from San Francisco for QB Jim Plunkett
- 2a Pick from San Francisco for QB Jim Plunkett
- 10b Pick from Oakland for RB Leon McQuay

1976

Rd	Player	Pk	Pos	College
1a	Mike Haynes	5	DB	Arizona State
1b	Pete Brock	12	C	Colorado
1c	Tim Fox	21	DB	Ohio State
2	Ike Forte	35	RB	Arkansas
3	Pick to Chicago			
4	Pick to Cleveland thru Philadelphia			
5	Pick to San Diego			
6a	Pick to New York Giants			
6b	Greg Boyd	170	DE	San Diego State
7a	Pick to Cincinnati			
7b	Perry Brooks	202	DT	Southern
8a	Pick to Philadelphia			
8b	Stu Betts	235	RB	Northern Michigan
9	Doug Beaudoin	243	DB	Minnesota
10	Ricky Feacher	270	WR	Miss. Valley
11	Donnie Thomas	298	LB	Indiana
12	Nathaniel Bell	325	DT	Tulane
13	James Jones	352	DB	Central Michigan
14	David Quehl	382	WR	Holy Cross
15	Bernard Coleman	409	WR	Bethune-Cookman
16	Clifford Brown	436	DT	Tuskegee
17	Todd Anderson	465	C	Stanford

1976 (Cont.)

1976 Draft Notes

- 1b Pick from San Francisco for QB Jim Plunkett
- 1c Pick from Houston through San Francisco for QB Jim Plunkett
- 3 Pick to Chicago for DE Tony McGee
- 4 Pick to Cleveland thru Philadelphia for LB Steve Zabel
- 5 Pick to San Diego for CB Bob Howard
- 6a Pick to NY Giants for RB Leon McQuay
- 6b Pick from Detroit for C Jon Morris
- 7a Pick to Cincinnati for RB Doug Dressler
- 7b Pick from Houston for TE Bob Adams
- 8a Pick to Philadelphia for LB Steve Zabel
- 8b Pick from Minnesota for C Doug Cumler

1975

Rd	Player	Pk	Pos	College
1	Russ Francis	16	TE	Oregon
2	Rod Shoate	41	LB	Oklahoma
3	Pete Cusick	66	DT	Ohio State
4a	Allen Carter	86	RB	So. California
4b	Steve Burks	91	WR	Arkansas State
5a	Steve Grogan	116	QB	Kansas State
5b	Steve Freeman	117	DB	Mississippi St.
6	Pick to Detroit			
7	Lawrence Williams	172	WR	Texas Tech
8	Pick to Chicago			
9	Pick to Pittsburgh			
10	Pick to Pittsburgh			
11	Rene Garnett	272	DB	Idaho State
12a	Matt Kendon	297	DT	Idaho State
12b	Conredge Holloway	306	QB	Tennessee
13	Joe Harvey	328	DE	Northern Michigan
14	Tom Gossom	373	WR	Auburn
15	Don Clayton	378	RB	Murray State
16	Kerry Marbury	403	RB	West Virginia
17	Myke Horton	428	T	UCLA

1975 Draft Notes

- 4a From San Diego through Cleveland
- 5b Pick from Philadelphia for RB John Tarver
- 6 Pick to Detroit for RB Leon Crosswhite
- 8 Pick to Chicago for DE Tony McGee
- 9 Pick to Pittsburgh for DE Craig Hanneman
- 10 Pick to Pittsburgh for LB George Webster
- 12b Pick from Washington

1974

Rd	Player	Pk	Pos	College
1	Pick to San Francisco			
2a	Steve Corbett	30	G	Boston College
2b	Steve Nelson	34	LB	North Dakota St.
3	Pick to Chicago through Washington			
4	Pick to Cincinnati			
5a	Andy Johnson	113	RB	Georgia
5b	Charlie Battle	124	LB-DE	Grambling
6a	Pick to Baltimore			
6b	Chuck Ramsey	141	P	Wake Forest
7	Maury Damkroger	178	LB	Nebraska
8	Pick to Chicago			
9	Ed McCartney	209	TE	NE Oklahoma
10	Pick to Pittsburgh			
11	Archie Gibson	268	RB	Utah State
12	Eddie Foster	296	T	Oklahoma
13	Phil Benett	321	RB	Boston College
14	Cecil Bowens	346	RB	Kentucky
15	Sam Hunt	374	LB	Stephen F. Austin
16	Lucious Selmon	399	DT	Oklahoma
17	Gary Hudson	424	DB	Boston College

1974 Draft Notes

- 1 Pick to San Francisco for TE Bob Windsor
- 2a Pick from Chicago
- 3 Pick to Chicago through Washington for DE Donnel Smith and Washington's 1974 seventh round choice
- 4 Pick to Cincinnati for LB Bill Peterson
- 5b Pick from Washington through New Orleans
- 6a Pick to Baltimore for DB Jack Mildren
- 6b Pick from Philadelphia for DE Dennis Wirgowski
- 7 Pick from Washington along with LB Brad Dusek for LB Brad Dusek and the Patriots 1974 third round choice
- 9 Pick from Houston for LB Steve Kiner

PATRIOTS ALL-TIME DRAFT

1973

Rd	Player	Pk	Pos	College
1a	John Hannah	4	G	Alabama
1b	Sam Cunningham	11	RB	Southern Cal
1c	Darryl Stingley	19	WR	Purdue
2	Pick to Cleveland thru N.Y. Giants			
3a	Brad Dusek	56	DB	Texas A&M
3b	Charles Davis	79	RB	Alcorn A&M
4	Allen Gallaher	82	T	So. California
5	Doug Dumler	193	C	Nebraska
6	Pick to New Orleans			
7	Pick to Miami			
8	Isaac Brown	185	RB	W. Kentucky
9	David Callaway	212	T	Texas A&M
10	Dan Ruster	238	DB	Oklahoma
11	Homer May	264	TE	Texas A&M
12	Bruce Barns	290	P	UCLA
13	Alan Lowry	316	DB	Texas
14	Raymond Hamilton	342	LB	Oklahoma
15	Conde Pugh	358	DB	Norfolk State
16	Mike Kutter	394	DE	Concordia
17	Eddie McAshan	418	QB-DB	Georgia Tech

1973 Draft Notes

- 1b Pick from Los Angeles for DE Fred Dryer
- 1c Pick from Chicago for RB Carl Garrett
- 3b Pick from Dallas for WR Ron Sellers
- 6 Pick to New Orleans for LB Jim Flanigan
- 7 Pick to Miami for T Wayne Mass

1972

Rd	Player	Pk	Pos	College
1a	Pick to Minnesota as compensation for Joe Kapp			
1b	Pick to N.Y. Giants			
2a	Pick to Dallas			
2b	Tom Reynolds	49	WR	San Diego State
3a	Pick to Dallas			
3b	Jim White	73	DE	Colorado State U.
4	Pick to Dallas			
5a	Pick to Baltimore			
5b	Ron Bolton	124	DB	Norfolk State
6	Pick to Atlanta thru N.Y. Giants			
7a	Clark Hoss	165	TE	Oregon State
7b	John Tarver	165	RB	Colorado
8	Steve Beyrle	195	G	Kansas State
9	Mike Kelson	220	T	Arkansas
10	Mel Caraway	245	DB	N.E. Oklahoma
11	Rodney Cason	269	T	Angelo State
12	Steve Booras	295	DE	Mesa J.C.
13	Sam Elmore	325	DB	E. Michigan
14	Ed Rideout	350	WR	Boston College
15	Joel Kilmeik	375	TE	Pittsburgh
16	Eric Dahl	400	DB	San Jose State
17	Junior Ah You	425	LB	Arizona State

1972 Draft Notes

- 1b Pick from Los Angeles for Phil Olsen sent to N.Y. Giants in trade for Fred Dryer
- 2a Pick to Dallas for DE Halvor Hagen and WR Harold Jackson
- 2b Pick from Kansas City for G Mo Moorman
- 3a Pick to Dallas for DE Halvor Hagen and WR Harold Jackson
- 3b Pick from Washington through L.A. Rams
- 4 Pick to Dallas for LB Steve Kiner
- 5b Pick from Oakland C Warren Koegel
- 6 Pick to Atlanta through Giants for WR Reggie Rucker
- 7b Pick from San Diego for RB Eddie Ray

1971

Rd	Player	Pk	Pos	College
1	Jim Plunkett	1	QB	Stanford
2	Julius Adams	27	DT	Texas Southern
3	Pick to Buffalo through Oakland			
4	Pick to Denver			
5	Tim Kelly	105	LB	Notre Dame
6	David Hardt	131	TE	Kentucky
7	Pick to Oakland			
8	Pick to Buffalo			
9	Josh Ashton	209	RB	Tulsa
10	Layne McDowell	235	T	Iowa
11	Dan Schneiss	251	TE	Nebraska
12	John Rodman	287	T	Northwestern
13	Lewis Swain	313	DB	Alabama A&M
14	Alfred Sykes	339	WR	Florida A&M
15	Nick McGarry	365	TE	Massachusetts
16	Jim Zikmund	391	DB	Kearney State
17	Ronald Leigh	417	DE	Elizabeth City St.

1971 (Cont.)

1971 Draft Notes

- 3 Pick to Buffalo through Oakland for DE Ike Lassiter
- 4 Pick to Denver
- 7 Pick to Oakland for DE Ike Lassiter
- 8 Pick to Buffalo

1970

Rd	Player	Pk	Pos	College
1	Phil Olsen	4	DT	Utah State
2	Pick to Houston			
3	Mike Ballou	56	LB	UCLA
4	Eddie Ray	83	DB	LSU
5	Bob Olson	107	LB	Notre Dame
6	Pick to Buffalo			
7	Odell Lawson	160	RB	Langston, Okla
8	Pick to New York Jets			
9	Dennis Wirgowski	212	DE	Purdue
10	Henry Brown	239	K-WR	Missouri
11	Dennis Bramlett	264	T	Texas-El Paso
12	Greg Roero	291	DT	N. Mex. Highlands
13	Ronnie Shelley	316	DB	Troy State
14	Garvie Crow	343	RB/TE	Michigan
15	Kent Schoolfield	368	WR	Florida A&M
16	Otis McDaniel	395	DE	Tuskegee
17	Joe Killingsworth	420	WR	Oklahoma

1970 Draft Notes

- 2 Pick to Houston for RB Sid Blanks, CB Larry Carwell, LB Ron Caveness and WR Charlie Frazier
- 5 Pick from Miami for LB Nick Buoniconti
- 6 Pick to Buffalo for S Tom Janik
- 8 Pick to N.Y. Jets

1969

Rd	Player	Pk	Pos	College
1	Ron Sellers	6	SE	Florida State
2	Mike Montier	32	G	Colorado
3	Carl Garrett	58	RB	N.M. Highlands
4	Pick to Denver through Kansas City			
5	Onree Jackson	110	QB	Alabama A&M
6	Pick to Oakland			
7	Rick Hackley	162	T	New Mexico State
8	Bob Gladieux	188	RB	Notre Dame
9a	Steve Alexakos	209	G-LB	San Jose St.
9b	Joe Walker	214	DE	Albany State
10	Dennis Devlin	240	DB	Wyoming
11	Barry Gallup	266	SE	Boston College
12	Richard Lee	292	DT	Grambling
13	Joe Leasey	318	LB	Alcorn A&M
14	John Cagle	344	LB	Clemson
15	Brant Conley	370	RB-P	Tulsa
16	Jim Vuono	396	LB	Adams State
17	George Muse	472	LB-DB	Grambling

1969 Draft Notes

- 4 Pick to Denver through Kansas City for RB Gene Thomas
- 6 Pick to Oakland for LB John Williamson
- 9a Pick from Buffalo for RB Bob Cappadonna

1968

Rd	Player	Pk	Pos	College
1	Dennis Byrd	6	DT	North Carolina State
2	Tom Funchess	32	T	Jackson State
3	Aaron Marsh	60	FL	Eastern Kentucky
4	R.C. Gamble	88	RB	South Carolina St.
5	Jim Smithberger	116	DB	Notre Dame
6	Pick to Cincinnati			
7	John Schneider	170	QB	Toledo
8	Daryl Johnson	197	DB	Morgan State
9	Pick to Houston			
10	John Outlaw	249	DB	Jackson State
11	Paul Feldhausen	278	T	Northland, Wis.
12	James Cheyunski	305	LB	Syracuse
13	Max Huber	332	T	Brigham Young
14	Henry McKay	358	E	Guilford
15	Art McMahan	385	DB	No. Carolina St.
16	Charles Fulton	413	RB	Tennessee
17	Ed Koontz	440	LB	Catawba

1968 Draft Notes

- 6 Pick to Cincinnati
- 9 Pick to Houston for QB Don Trull

PATRIOTS ALL-TIME DRAFT

1967

Rd	Player	Pk	Pos	College
1	John Charles	21	DB	Purdue
2	Pick to Kansas City			
3	Pick to New York Jets			
4	Ed Philpott	101	DE	Miami (Ohio)
5	Melvin Witt	128	DE	Arlington State
6	Ron Medlen	154	DE	SMU
7	Robert Leo	180	HB	Harvard
8	Tom Fussell	206	DT	LSU
9	Charlie Thornhill	232	DB	Michigan St.
10	John Runnels	257	LB	Penn State
11	Leroy Mitchell	283	FL	Texas Southern
12	Dave Davis	310	T	Harvard
13	Ray Ilg	336	LB	Colgate
14	Bobby Beard	361	LB	Auburn
15	Tom Folliard	388	LB	Mississippi State
16	Dik Nocera	414	HB	Southern Conn.
17	Bobby Nichols	440	TE	Boston Univ.

1967 Draft Notes

- 2 Pick to Kansas City
- 3 Pick to New York Jets for WR Jim Colcoug

1966

Rd	Player	Pk	College
1a	Karl Singer	T	Purdue
1b	Willie Townes	T	Tulsa
2a	Jim Boudreaux	T	La. Tech
2b	Ken Avery	LB	Miss. Southern
3a	Harold Lucas	T	Mich. State
3b	Ed Toner	G	U. Massachusetts
4a	Pick to New York		
4b	Heath Wingate	T	Bowling Green
5a	John Mangum	T	Miss. Southern
5b	Ray Perkins	E	Alabama
6a	Dan Irbry	T	Louisiana Tech
6b	Joe Avezzano	G	Florida State
7a	Jim Battles	T	Southern U
7b	Brent Caston	DB	Mississippi
8a	Sam Montgomery	DB	Southern
8b	Tom Schaefer	RB	Chattanooga
9a	Doug Satcher	LB	Southern
9b	Jack White	QB	Penn State
10	Dennis Brewster	T	BYU
10b	Bob Ellis	HB	Massachusetts
11	Pick to New York		
11b	Jay Marion	DB	Wyoming
12	Dick Fugere	LB	Cincinnati
13	Tom Carr	FB	Bates St.
14	Bob Hall	DB	Brown
15	Billy Laird	QB	La. Tech
16	Buddy Owens	G	Michigan State
17	Dick Capp	DE	Boston College
18	John Pincavage	E-DB	Virginia
19	Joe Novogratz	G	Pittsburgh
20	Paul Soule	HB	Bowdoin

1965

Rd	Player	Pos	College
1a	Jerry Rush	T	Michigan State
1b	Dave McCormick	T	LSU
2a	Pick to Houston		
2b	Bob Kowloski	T	Virginia
3a	Jim Whalen	E	Boston College
3b	Bob Cappadonna	FB	Northeastern
4a	Ellis Johnson	HB	S.E. Louisiana
4b	Dick Arrington	G	Notre Dame
5a	Corwyn Aldredge	E	N.W. Louisiana
5b	Dennis Smith	DE	Cincinnati
6a	Justin Canale	G	Mississippi State
6b	Billy Ezell	DB	LSU
7a	Tom Neville	T	Mississippi State
7b	John Hankinson	QB	Minnesota
8a	Fred Brown	E	Miami
8b	Beau Colle	DB	LSU
9a	Bob Malone	T	Louisiana Tech
9b	Charles Brown	T	Tulsa
10	Pick to Buffalo		
10b	Dave Hettema	T	New Mexico
11a	John Frechette	T	Boston College
11b	Roy Schmidt	G	Long Beach State
12a	Jim Weatherly	DB	Mississippi
12b	Leon Stanridge	E	San Diego State
13	Charlie Green	QB	Wittenberg

1965 (Cont.)

14	Jay Cunningham	HB	Bowling Green
15	Ted Rodosevitch	G	Cincinnati
16	George Pyne	T	Olivet
17a	White Graves	DB	LSU
17b	Dave Lee	E	Louisiana Tech
18	Ed Meixler	LB	Boston University
19	Jim Nance	FB	Syracuse
20	Fred Fugazzi	FB	Missouri Valley

1965 Draft Notes

- 2a Pick to Houston for C Bob Schmidt
- 10 Pick to Buffalo for DE Mack Yoho

1964

Rd	Player	Pos	College
1	Jack Concannon	QB	Boston College
2	Jim Kelly	E	Notre Dame
3	Pick to Denver		
4	Jon Morris	E	Holy Cross
5	Pick to San Diego		
6	Jim Mazurek	G	Syracuse
7	T.W. Alley	T	William & Mary
8a	J.D. Garrett	HB	Grambling
8b	Roger Lalonde	T	Muskingum
9	Lennie St. Jean	E	N. Michigan
10	Pick to Buffalo		
11	Jim Barrett	HB	Boston College
12	Pick to Kansas City		
13	Joe Scarpati	DB	N. Carolina State
14	Jim Wilson	T	Georgia
15	Tony Gibbons	T	John Carroll
16	Pete Pedro	HB	West Texas State
17	Gary Wood	QB-HB	Cornell
18	Joe Tiller	T	Montana State
19	Bill Dawson	E	Florida State
20	Lonnie Farmer	LB	Chattanooga
21	Tony Lawrence	T	Bowling Green
22	Dave Archer	T	Syracuse
23	Dave Humenick	T	Notre Dame
24	Larry Bartolameci	E	West Virginia
25	Bryan Generalovich	E	Pittsburgh
26	Dick Niglio	HB	Yale

1964 Draft Notes

- 3 Pick to Denver
- 5 Pick to San Diego for DT Billy Hudson
- 10 Pick to Buffalo
- 12 Pick to Kansas City

1963

Rd	Player	Pos	College
1	Art Graham	E	Boston College
2	LeRoy Jordan	C	Alabama
3	Bob Vogel	T	Ohio State
4	Bob Reynolds	T	Bowling Green
5	Lou Cioci	G	Boston College
6	Sam Silas	T	Southern Illinois
7	Dick Williamson	E	Alabama
8	Rod Foster	G	Ohio State
9	Jim Simon	E	Miami
10	Don McKinnon	C	Dartmouth
11a	Dave Hayes	FB	Penn State
11b	Dave Watson	G	Georgia Tech
12a	Bill Gambrell	HB	South Carolina
12b	Tim Gauntner	HB	John Carroll
13a	Dave Adams	T	Arkansas
13b	Ralph Ferrissi	FB	So. Connecticut
14	Whaley Hall	T	Mississippi
15	Bob Dentel	C	Miami
16	Wes Bryant	T	Arkansas
17	Tom Neumann	HB	Michigan
18	Dave O'Brien	T	Boston College
19	Pat McCarthy	QB	Holy Cross
20	Jim Bradshaw	HB	Chattanooga
21	Gary Sherman	HB	Bowling Green

22	Nate Craddock	FB	Parsons
23	Al Snyder	HB	Holy Cross
24	Dick Schultz	T	Ohio
25	Dennis Gaubatz	G	Louisiana State U
26	Jim Tullis	HB	Florida A&M
27	Dave Adams	T	Arkansas
28	Ron Whaley	HB	Chattanooga
29	Dock Kelly	G	Georgia

PATRIOTS ALL-TIME DRAFT

1963 (Cont.)

Draft Notes 1963

- 11a Pick from Houston
12a Pick from Buffalo

1962

Rd	Player	Pos	College
1	Gary Collins	E	Maryland
2	LeRoy Jackson	HB	W. Illinois
3	Sherwyn Thorson	G	Iowa
4	Pick to Houston		
5	Pick to Dallas		
6	John Schopf	T	Michigan
8	Benny McRae	HB	Michigan
9	Bill Triplett	FB	Miami, Ohio
10	John Knight	HB	Valparaiso
11	Pick to Buffalo		
12	Pick to Oakland		
13	Nick Buoniconti	G	Notre Dame
14	Chas. Sieminski	T	Penn State
15	Gerry Goerlitz	N.	Michigan
16	Ken Byers	G	Cincinnati
17	Scott Maentz	E	Michigan
18	Tom Chandler	T	Florida A&M
19	Ron Myers	E	Villanova
20	Tom Neck	HB	LSU
11	John Traynham	HB	VMI
22	Bob Asack	T	Columbia
23	Walt Crate	HB	Penn Military
24	Don Christman	C	Richmond
25	Bob Stern	C	Richmond
26	Jim Field	QB	LSU
27	Al Gursky	HB	Penn State
28	Charles Dickerson	T	Illinois
29	Julius. Fincke	T	McNeese State
30	John L. Finn	T	Louisville
31	Mike Ingram	G	Ohio State
32	Charles Taylor	HB	Mississippi
33	Steve Jastrzembksi	E	Pittsburgh
34	Ray Lardani	T	Miami (Fla.)

1962 Draft Notes

- 4 Pick to Houston for G Houston Antwine

1961

Rd	Player	Pos	College
1	Tommy Mason	HB	Tulane
2	Rip Hawkins	C	North Carolina
3	Danny LaRose	E	Missouri
4	Mike Zeno	G	Virginia Tech
5	Fran Tarkenton	QB	Georgia
6	Larry Eisenhauer	T	Boston College
7	Paul Terhes	QB	Bucknell
8	Charles Long	G	Chattanooga
9	Roland Lakes	C	Wichita
10	Richard Mueller	E	Kentucky
11	Mel West	HB	Missouri
12	Wayne Harris	C	Arkansas
13	Dan Underwood	T	McNeese State
14	James Wright	QB	Memphis State
15	Pick to Dallas		
16	George Balthazar	T	Tennessee A&I
17	Ray Ratkowski	HB	Notre Dame
18	Tom Rodgers	HB	Kentucky
19	Joe Bellino	HB	Navy
20	Dan Oakes	G	VPI

1961 (Cont.)

22	Bob Johnson	E	Michigan
23	Darrel DeDecker	C	Illinois
24	Don Webb	HB	Iowa State
25	Robert Miniham	T	Boston University
26	Charles Granger	T	Southern U. (La.)
27	Terry Huxhold	T	Wisconsin
28	Bryant Harvard	QB	Auburn
29	Ernie McMillan	T	Illinois
30	George Hulz	T	Mississippi Southern

1960

FIRST SELECTIONS:

Buddy Allen	HB	Utah State
Ron Burton	HB	Northwestern
Dale Chamberlain	FB	Miami, O.
Henry Christopher	E	SMU
Dan Colchicco	E	San Jose State
Jack Cummings	QB	North Carolina St.
James Davis	C	Oklahoma
Sarafine Fazio	C	Pittsburgh
Max Fugler	C	LSU
Jim Gardner	T	Duke
James Goodyear	T-G	Wake Forest
Dave Harris	HB	Kansas
Al Henderson	T	Colorado State
James Hickman	T-G	Penn State
Robert Krantz	FB	Penn State
Joe Kulbacki	HB	Purdue
Dee Mackey	E	E. Texas St.
Leon Manley	G	W. Texas St.
Cliff Manning	T-G	Hardin-Simmons
Pete Manning	E	Wake Forest
Edward Mazurek	T	Xavier
Bell Meglen	G	Utah State
Frank Mestnik	FB	Marquette
Ron Mix	T	USC
Irvin Nikolai	E	Stanford
Jim Prestel	T	Idaho
Bob Salerno	G	Coloardo
Gerhardt Schwedes	HB	Syracuse
Richard Soergel	QB	Oklahoma St.
Larry Wagner	T	Vanderbilt
Harvey White	QB	Clemson
Tirey Wileman	HB	SMU
Gary Wisener	E	Baylor

SECOND SELECTIONS:

1.	Dave Ames	HB	Richmond
2.	James Boeke	T/G	Heidelberg
3.	Billy Brewer	QB	Ole Miss.
4.	Emanuel Congedo	T/G	Villanova
5.	Pat Dye	T/G	Georgia
6.	John Farrington	WR	Prairie View
7.	Rich Grecni	C	Ohio U.
8.	Bud Jones	WR	SMU
9.	Don Kacmarek	T/G	North Dakota
10.	John Lawrence	T/G	North Carolina St.
11.	Ron Maltony	T/G	Purdue
12.	Bobby Pate	RB	Presbyterian
13.	Jack Rudolph	LB	Georgia Tech
14.	Frank Sally	T/G	California
15.	Bob Spada	E	Duke
16.	Pete Tunney	HB	Occidental
17.	Jim Webster	HB	Marquette
18.	John Wilcox	T/G	Oregon

PATRIOTS TRADES 2000-08

2000

- 4/16 The Patriots acquired San Francisco's 2001 sixth round pick for the Patriots' 2000 seventh round pick (212 overall) which was acquired from Philadelphia.
8/7 The Patriots acquired Dane Looker from the St. Louis Rams for a sixth round draft choice in 2002.

2001

- 4/21 The Patriots acquired Pittsburgh's 2001 second round (50 overall) and fourth round (112 overall) picks for the Patriots 2001 second round (39 overall - LB Kendrick Bell) pick.

- 4/21 The Patriots acquired Detroit's 2001 second round (48 overall pick for a 2001 second round (50 overall, from Pittsburgh) pick and sixth round (173 overall, from San Francisco) pick.
4/21 The Patriots acquired Minnesota's 2001 third round (86 overall pick and fourth round (119 overall) pick for the Patriots third round (69 overall) pick.
4/22 The Patriots acquired San Diego's 2001 fourth round (96 overall - OL Kenyatta Jones) pick for the Patriots fourth round (112 overall) and fifth round (139 overall) picks.
4/22 The Patriots acquired Detroit's 2001 sixth round (180 overall) and seventh round (216 overall) pick for the Patriots 2001 fifth round (149 overall, from NY Jets) pick.

PATRIOTS TRADES 2000-08

Note: For the Patriots' All-Time Trades (1960-Present), please visit <http://www.patriots.com/history>

4/22 The Patriots acquired Jacksonville's 2002 fifth round pick for the Patriots 2001 sixth round (170th overall) pick.

2002

- 3/8 The Patriots received Green Bay's fourth round draft pick (117th overall) in the 2002 draft and a conditional pick in the 2003 draft (fourth round - 128th overall) for WR Terry Glenn.
- 4/20 The Patriots acquired the Washington Redskins first round pick (21st overall) of the 2002 draft in exchange for their 2002 first round pick (32nd overall), third round (96th overall) and seventh round (234th overall).
- 4/21 The Patriots acquired the Buffalo Bills 2003 first round choice (14th overall) in exchange for QB Drew Bledsoe.
- 4/21 The Patriots acquired the Denver Broncos fourth round pick (117th overall) in exchange for their 2002 fourth round (131st overall) and fifth round (144th overall) choices.
- 4/21 The Patriots obtained the Dallas Cowboys seventh round selection (237th overall), along with 2003 fifth round choice, in exchange for the Patriots 2002 fifth round pick (168th overall).
- 6/27 The Patriots received an undisclosed future draft choice from St. Louis for LB Kole Ayi.
- 8/19 The Patriots traded veteran offensive tackle Grant Williams to the St. Louis Rams in exchange for a seventh round (225th overall) draft choice.

2003

- 3/6 The Patriots traded tackle Greg Randall to the Houston Texans in exchange for a fifth round (154th overall) draft choice in the 2003 draft.
- 3/6 The Patriots traded a third (81st overall) and fifth round (140th overall) selection in the 2003 draft to the Washington Redskins in exchange for a third round selection (75th overall) in 2003 and a fourth-round selection in 2004.
- 4/14 The Patriots traded safety Tebucky Jones to the New Orleans Saints for a third round pick (78th overall) and seventh-round pick (239th overall) in the 2003 draft, as well as a fourth round pick in the 2004 draft (113th overall).
- 4/25 The Patriots traded a third round pick in 2003 (78th overall) to the Miami Dolphins for their second round pick in the 2004 draft.
- 4/26 The Patriots traded a first round pick in 2003 (14th overall) and a 2003 six round pick (193rd overall) to Chicago for their first round pick (13th overall).
- 4/26 The Patriots traded a first round pick in 2003 (19th overall) to Baltimore for a 2003 second round pick (41st overall) and their 2004 first round pick (21st overall).
- 4/26 The Patriots traded a second round pick (41st overall) and a third round pick (75th overall) to the Houston Texans for a second round pick (36th overall) and a fourth round pick (117th overall).
- 4/26 The Patriots traded a second round pick (50th overall) and a fourth round pick (120th overall) to the Carolina Panthers for a second round pick (45th overall).
- 4/27 The Patriots traded a fourth round pick in 2003 (128th overall) and a fifth round pick in 2003 (157th overall) to the Denver Broncos for a fourth round pick in 2003 (120th overall).
- 4/27 The Patriots traded a fifth round pick in 2003 (154th overall) and a seventh round pick in 2003 (225th overall) to the Tennessee Titans for a fifth round pick in 2003 (164th overall), a sixth round pick in 2003 (201st overall) and a seventh round pick in 2003 (243rd overall).
- 8/19 The Patriots acquired NT Ted Washington from the Chicago Bears in exchange for a 2004 fourth round pick (104th overall).
- 8/26 The Patriots acquired G Jamil Soriano from the Chicago Bears for a conditional draft pick.

2004

- 4/19 The Patriots acquired RB Corey Dillon from the Cincinnati Bengals for a 2004 second round draft pick (56th overall).
- 8/17 The Patriots traded LB Quinn Dorsey to the Chicago Bears for a conditional draft pick.

2005

- 3/4 The Patriots acquired CB Duane Starks from the Arizona Cardinals along with a fifth round pick in the 2005 draft (145th overall) in exchange for a third round pick (95th overall) and a fifth round pick (168th overall).
- 4/23 The Patriots traded a second round choice in the 2005 draft (64th overall) to the Baltimore Ravens in exchange for a third round selection in 2005 (84th overall), a sixth round choice in 2005 (195th overall) and Baltimore's third round pick in the 2006 draft (75th overall).
- 4/24 The Patriots traded a fifth round pick in the 2005 draft (145th overall) and a sixth round choice in the 2005 draft (206th overall) to the Detroit Lions in exchange for Detroit's fourth round pick in the 2006 draft (106th overall).
- 4/24 The Patriots traded a sixth round pick in the 2005 draft (195th overall) and a seventh round pick in the 2005 draft (246th overall) to the Green Bay Packers in exchange for a sixth round selection in the 2005 draft (175th overall).
- 4/24 The Patriots traded a sixth round choice in the 2005 draft (175th overall) to the Oakland Raiders in exchange for a seventh round pick in the 2005 draft (230th overall) and a fifth round selection in the 2006 draft (136th overall).
- 8/22 The Patriots acquired WR Andre Davis from the Cleveland Browns in exchange for a 2006 fifth-round draft choice (152nd overall).

2006

- 4/29 The Patriots traded a second round pick in the 2006 draft (52 overall) and a third round pick in the 2006 draft (75 overall) to the Green Bay Packers in exchange for a second round pick in the 2006 draft (36 overall).
- 6/6 The Patriots acquired DT Johnathan Sullivan from the New Orleans Saints in exchange for WR Bethel Johnson.
- 8/8 The Patriots traded OL Ross Tucker to the Cleveland Browns in exchange for a conditional draft choice.
- 8/21 The Patriots traded T Brandon Gorin to the Arizona Cardinals in exchange for a sixth-round selection in the 2007 NFL Draft (180 overall).
- 9/1 The Patriots traded RB Patrick Cobbs to the Pittsburgh Steelers in exchange for a conditional draft choice.
- 9/2 The Patriots acquired WR Doug Gabriel from the Oakland Raiders in exchange for a fifth-round selection in the 2007 NFL Draft (165 overall).
- 9/11 The Patriots traded WR Deion Branch to the Seattle Seahawks in exchange for a first-round selection in the 2007 NFL Draft (24 overall).

2007

- 3/5 The Patriots acquired WR Wes Welker from the Miami Dolphins in exchange for a second-round selection in the 2007 NFL Draft (60th overall) and a seventh-round selection in the 2007 NFL Draft (238th overall).
- 4/28 The Patriots traded a first-round selection in the 2007 NFL Draft (28 overall) to the San Francisco 49ers in exchange for a first-round selection in the 2008 NFL Draft and a fourth-round selection in the 2007 NFL Draft (110 overall) - Later traded for WR Randy Moss.
- 4/28 The Patriots traded a third-round selection in the 2007 NFL Draft (91 overall) to the Oakland Raiders in exchange for a third-round selection in the 2008 NFL Draft and a seventh-round selection in the 2007 NFL Draft (211 overall).
- 4/29 The Patriots acquired WR Randy Moss from the Oakland Raiders in exchange for a fourth-round selection in the 2007 NFL Draft (110 overall).
- 8/7 The Patriots acquired CB Dante Wesley from the Chicago Bears in exchange for a conditional draft choice.

2008

- 4/26 The Patriots acquired a 2008 first-round selection (10 overall) and a 2008 third-round selection (78 overall) from the New Orleans Saints in exchange for a 2008 first-round selection (7 overall) and a 2008 fifth-round selection (164 overall).
- 4/27 The Patriots acquired a 2009 second-round selection and a 2008 fifth-round selection (160 overall) from the San Diego Chargers in exchange for a 2008 third-round selection (69 overall).
- 4/27 The Patriots acquired a 2008 fifth-round selection (153 overall) from the Tampa Bay Buccaneers in exchange for a 2008 fifth-round selection (160 overall) and a 2008 seventh-round selection (238 overall).

DON'T MISS A SINGLE CALL!



WBCN
104.1 FM

THE **Rock** OF BOSTON

THE SAFETY INSURANCE
WBCN PATRIOTS
ROCK RADIO NETWORK




Safety Insurance

AUTO • HOME • BUSINESS

PLAY BY PLAY BY GIL SANTOS
COLOR COMMENTARY BY GINO CAPPELLETTI
CELEBRATING 25 SEASONS TOGETHER!

WWW.WBCN.COM



ALL-TIME RESULTS



PATRIOTS IN THE PRESEASON

ALL-TIME PRESEASON RESULTS

1960	4-1	ATTEND.
7/30	W 28-7	16,000
8/5	W 43-6	4,706
8/14	L 14-24	11,000
8/21	W 21-0	7,500
8/28	W 28-14	4,000

*at Providence #at Worcester #at Amherst

1961	3-1	ATTEND.
8/10	W 14-3	15,387
8/19	L 14-17	39,916
8/25	W 28-10	4,762
9/1	W 15-12	9,022

*at Philadelphia S-at Providence

1962	2-3	ATTEND.
8/11	L 20-21	9,000
8/15	W 12-7	22,112
8/18	L 10-20	31,000
8/25	W 17-10	11,118
9/1	L 6-7	8,783

*at Providence S-at New Orleans #at Lowell, Mass.

1963	0-5	ATTEND.
8/4	L 17-24	9,721
8/10	L 10-50	16,427
8/14	L 20-21	9,387
8/24	L 14-24	17,697
9/1	L 20-22	12,500

*at Lowell, Mass. S-New Brunswick, N.J.

1964	0-5	ATTEND.
8/9	L 7-38	20,087
8/18	L 7-23	6,390
8/22	L 20-21	11,500
8/28	L 14-24	12,566
9/5	L 17-27	20,568

*at Lowell, Mass. S-at New Brunswick, N.J.

1965	0-5	ATTEND.
8/8	L 0-23	23,674
8/13	L 16-26	8,000
8/21	L 6-27	30,142
8/28	L 0-17	9,217
9/4	L 7-34	15,157

*at Allentown, Pa. S-at Norfolk, Va.

1966	1-3	ATTEND.
8/7	L 13-19	23,291
8/20	W 21-10	36,038
8/27	L 13-31	11,894
9/1	L 3-41	2,000

*at Anaheim, Calif. S-at Mobile, Ala.

1967	1-3	ATTEND.
8/4	L 13-55	16,000
8/13	L 3-33	29,313
8/20	W 13-10	15,300
8/26	L 7-13	15,523

*at Bridgeport, Conn. S-at Rochester, N.Y.

1968	1-3	ATTEND.
8/10	L 0-19	54,400
8/17	L 3-25	14,000
8/23	W 19-17	15,003
9/2	L 20-22	31,404

*at Richmond, Va. S-at Jacksonville, Fla.

1969	2-3	ATTEND.
8/10	W 21-13	16,900
8/17	L 16-34	24,084
8/25	L 9-22	8,212
8/31	W 26-10	18,375
9/6	L 0-13	18,000

*at Bowling Green, Ohio S-at Montreal #at Jacksonville, Fla. %at Birmingham, Ala.

1970	0-4	ATTEND.
8/16	L 21-45	25,584
8/29	L 0-26	32,000
9/4	L 3-31	22,000
9/11	L 14-16	17,832

*at Jackson, Miss. S-at Shreveport, La. #at Salt Lake City, Utah

1971	1-5	ATTEND.
8/8	L 10-27	31,813
8/15	W 20-14	60,423
8/22	L 14-28	31,610
8/29	L 21-31	53,271
9/5	L 35-45	48,631
9/10	L 9-38	28,082

*at Memphis, Tenn.

1972	2-4	ATTEND.
8/5	L 24-31	53,661
8/12	W 20-29	30,000
8/20	W 27-17	50,892
8/27	L 10-31	51,470
9/2	L 24-49	37,128
9/10	W 34-30	47,684

1973	1-5-1	ATTEND.
7/28	L 7-20	19,685
8/5	T 17-17	43,914
8/12	L 7-13	49,209
8/18	L 10-27	56,239
8/25	W 31-6	64,131
9/2	L 14-35	50,369
9/7	L 21-34	50,104

*at Canton, Ohio

PRESEASON SERIES RECORDS

TEAM	GP	W	L	T	PCT.	PF	PA
Ariz./Phx./St. L. Cardinals	3	2	1	0	.667	51	65
Atlanta Falcons	11	5	6	0	.455	259	272
Baltimore Ravens	0	0	0	0	.000	0	0
Buffalo Bills	13	6	7	0	.462	191	201
Carolina Panthers	6	4	2	0	.667	136	82
Chicago Bears	2	2	0	0	1.000	65	40
Cincinnati Bengals	5	2	3	0	.400	78	97
Cleveland Browns	3	1	2	0	.333	57	52
Dallas Cowboys	5	4	1	0	.800	123	74
Denver Broncos	8	3	5	0	.375	193	176
Detroit Lions	6	2	4	0	.333	103	168
Green Bay Packers	13	7	6	0	.538	238	201
Houston Texans	0	0	0	0	.000	0	0
Indianapolis/Balt. Colts	2	0	2	0	.000	17	67
Jacksonville Jaguars	1	0	1	0	.000	0	31
K.C. Chiefs/Dallas Texans	6	3	3	0	.500	132	112
Miami Dolphins	2	1	1	0	.500	19	30
Minnesota Vikings	5	3	2	0	.600	105	96
New Orleans Saints	8	4	4	0	.500	167	163
New York Giants	17	7	10	0	.412	279	313
New York Jets/Titans	12	2	10	0	.167	129	298
Oakland/L.A. Raiders	12	5	6	1	.434	269	246
Philadelphia Eagles	17	9	8	0	.529	346	278
Pittsburgh Steelers	5	1	4	0	.200	66	122
San Diego Chargers	7	2	5	0	.286	118	178
San Francisco 49ers	4	1	3	0	.250	55	51
Seattle Seahawks	2	1	1	0	.500	40	42
St. Louis/L.A. Rams	8	4	4	0	.500	155	142
Tampa Bay Buccaneers	7	1	6	0	.143	96	210
Tenn. Titans/Houston Oilers	6	0	6	0	.000	81	160
Washington Redskins	19	12	7	0	.632	448	367
TOTALS	215	94	120	1	.440	4,016	4,334

PRESEASON BREAKDOWN

HOME	47-45-1	1960s	14-32-0
ROAD	36-57-0	1970s	25-28-1
NEUTRAL	11-18-0	1980s	18-23-0
AFC/AFL	27-55-1	1990s	17-24-0
NFC/NFL	67-65-0	2000s	20-13-0
JULY	2-2-0	OPENERS	17-31-0
AUGUST	83-99-1	HOME OPENERS	18-29-1
SEPTEMBER	9-19-0	INTERNATIONAL	1-3-0

1974	4-2	ATTEND.
8/2	W 21-16	16,405
8/11	L 6-21	17,992
8/18	W 7-3	20,546
8/24	W 23-14	18,903
8/31	L 21-27	18,000
9/8	W 27-17	35,412

*at Spokane, Wash.

1975	3-2	ATTEND.
8/10	L 14-28	40,726
8/17	W 36-10	40,218
8/22	L 10-24	40,156
8/30	W ot 20-17	51,769
9/7	W 31-24	39,502

*at Milwaukee, Wis.

1976	3-3	ATTEND.
8/1	W ot 13-7	30,032
8/6	L 17-26	23,800
8/15	L 14-16	30,552
8/21	W 28-17	36,016
8/30	L 27-30	32,254
9/5	W 27-7	

*at Norman, Okla.

1977	5-1	ATTEND.
8/6	W 19-3	44,471
8/13	W 38-3	53,244
8/22	L 10-21	28,025
8/28	W ot 13-10	43,779
9/4	W 45-7	41,053
9/11	W 29-10	41,346

*at Milwaukee, Wis.

PATRIOTS IN THE PRESEASON

EXECUTIVES

FOOTBALL STAFF

2008 PLAYERS

2007 SEASON

HISTORY

RESULTS

RECORDS

PLAYOFF HISTORY

EXTRA POINTS

1978	4-0					
8/5	W	14-7	at	L.A. Rams	60,134	
8/12	W	21-7	at	Oakland	53,335	
8/20	W	24-7		Kansas City	39,043	
8/27	W	21-10		Cleveland	42,696	

1979	2-2					
8/4	W	37-14	at	Atlanta	59,725	
8/12	L	3-15		L.A. Rams	44,955	
8/19	W	35-14		Oakland	45,518	
8/24	L ot	17-20	at	Denver	75,103	

1980	1-3					
8/11	W	35-31	at	L.A. Rams	66,656	
8/16	L	29-31	at	Oakland	41,649	
8/24	L	17-23		Philadelphia	45,207	
8/29	L	23-30	at	Seattle	64,759	

1981	4-0					
8/10	W	34-21	at	L.A. Rams	69,006	
8/15	W	17-16		Tampa Bay	66,553	
8/22	W	23-21		Oakland	43,032	
8/30	W	19-10		Washington	44,078	

1982	1-3					
8/14	L	20-24	*	Pittsburgh	93,251	
8/20	L	7-14		Philadelphia	56,431	
8/28	L	21-36	at	Dallas	50,118	
9/4	W	41-27		Green Bay	39,888	

*-at Knoxville, Tenn.

1983	0-4					
8/6	L	16-27	*	Pittsburgh	42,816	
8/14	L	15-17	at	San Francisco	50,043	
8/20	L	7-13	at	L.A. Rams	40,190	
8/26	L	21-41	at	Tampa Bay	52,108	

*-at Knoxville, Tenn.

1984	2-2					
8/3	L	20-48		N.Y. Giants	34,751	
8/11	L	13-23	at	Buffalo	19,578	
8/17	W	31-27	at	Washington	35,932	
8/24	W	36-7		Kansas City	22,721	

1985	1-3					
8/10	L	20-32		New Orleans	27,014	
8/17	W	31-13	at	Kansas City	35,162	
8/23	L	36-37	at	Washington	50,538	
8/31	L	13-14	at	L.A. Rams	39,911	

1986	4-1					
8/2	W	21-16	*	St. Louis Cardinals	22,739	
8/10	W	18-7		Washington	37,335	
8/16	W	38-34	at	New Orleans	54,364	
8/22	L	10-24	at	L.A. Raiders	44,352	
8/30	W	16-9	at	Green Bay	50,642	

*-at Canton, Ohio

1987	2-2					
8/16	L	17-19		N.Y. Giants	50,014	
8/23	L ot	13-19		Philadelphia	38,734	
8/29	W	38-27	at	Minnesota	49,339	
9/4	W	14-13	*	Atlanta	52,508	

*-at Jacksonville, Fla.

1988	1-3					
8/6	L	30-34		Atlanta	32,949	
8/13	L	14-27		Houston Oilers	48,113	
8/20	W	24-21	at	Philadelphia	41,502	
8/26	L	21-27		Cincinnati	30,941	

*-at Memphis, Tenn.

1989	2-2					
8/12	L	17-20		N.Y. Giants	32,398	
8/19	W	17-12		Seattle	48,746	
8/26	W	23-7	at	Atlanta	21,118	
9/1	L	0-16		Green Bay	26,549	

*-at St. Louis

1990	0-4					
8/9	L	14-30	*	Pittsburgh	26,869	
8/18	L	10-44	\$	Tampa Bay	51,066	
8/24	L ot	10-13		Cincinnati	23,768	
8/31	L	14-45		Atlanta	24,106	

*-at Montreal \$-at Jacksonville, Fla.

1991	1-3					
8/3	L	7-28	at	Green Bay	52,852	
8/10	L	6-27		Washington	16,757	
8/17	L	0-46	at	Phoenix Cardinals	51,070	
8/24	W	24-6		N.Y. Giants	21,147	

1992	1-3					
8/8	L	14-34	at	Indianapolis	42,786	
8/14	L	10-20		San Diego	18,626	
8/22	L	9-42	at	Detroit	53,682	
8/29	W	34-10	at	Green Bay	47,152	

1993	1-3					
8/7	L	7-13	at	San Diego	46,286	
8/14	L	9-12	*	Cleveland	33,021	
8/20	W	21-17		Green Bay	24,909	
8/27	L	20-27		Kansas City	46,501	

*-at Toronto

1994	3-1					
8/5	W	24-6		New Orleans	37,800	
8/13	W	28-10	at	L.A. Rams	24,847	
8/18	W	27-17		Washington	45,394	
8/26	L	20-24	at	Green Bay	57,722	

1995	1-3					
8/4	L	17-30		Detroit	52,634	
8/12	W	21-14		Minnesota	56,241	
8/17	L	7-31	at	Philadelphia	53,072	
8/25	L	24-32	at	Oakland	51,709	

1996	3-1					
8/2	L	7-24	at	Green Bay	57,918	
8/12	W	31-7	at	Dallas	57,874	
8/18	W	37-10		Philadelphia	55,606	
8/23	W	27-19		Washington	48,242	

1997	3-1					
7/31	L	3-7	at	Green Bay	60,778	
8/8	W	16-10		Dallas	60,292	
8/17	W	31-21		Denver	55,354	
8/21	W	28-14	at	Philadelphia	40,000	

1998	3-2					
8/2	L	13-14	at	San Francisco	46,374	
8/9	L	0-28		Minnesota	54,111	
8/17	W	21-3	*	Dallas	106,424	
8/22	W	20-17	at	Washington	63,781	
8/29	W	24-7		Philadelphia	59,001	

*-at Mexico City

1999	1-3					
8/13	L	14-20		Washington	53,440	
8/21	W	34-14		Dallas	50,816	
8/28	L	14-45	at	Tampa Bay	64,092	
9/2	L	20-23	at	Carolina	52,976	

2000	3-2					
7/31	W	20-0	*	San Francisco	22,840	
8/4	W	13-10	at	Detroit	48,929	
8/11	L	20-30	at	Washington	67,511	
8/20	L	21-31		Tampa Bay	60,292	
8/24	W	29-21		Carolina	60,292	

*-at Canton, Ohio

2001	3-1					
8/10	W	14-0		N.Y. Giants	60,292	
8/18	W	23-8	at	Carolina	71,597	
8/25	L	3-20	at	Tampa Bay	65,444	
8/30	W	33-13		Washington	60,292	

2002	3-1					
8/10	L	19-22	at	N.Y. Giants	76,359	
8/17	W	16-15		Philadelphia	68,436	
8/23	W	23-3		Carolina	68,436	
8/29	W	28-14	at	Washington	70,118	

2003	4-0					
8/7	W	26-6		N.Y. Giants	68,436	
8/16	W	20-13	at	Washington	68,980	
8/22	W	24-12	at	Philadelphia	66,279	
8/27	W	38-23		Chicago	68,436	

2004	1-3					
8/13	W	24-6		Philadelphia	68,756	
8/21	L	3-31	at	Cincinnati	50,287	
8/28	L	17-20	at	Carolina	72,829	
9/2	L	0-31		Jacksonville	68,756	

2005	2-2					
8/12	W	23-13	at	Cincinnati	55,544	
8/18	L	27-37		New Orleans	68,756	
8/26	W	27-3	at	Green Bay	69,501	
9/1	L	3-27		N.Y. Giants	68,756	

2006	2-2					
8/11	L	23-26	at	Atlanta	69,283	
8/19	W	30-3		Arizona	68,756	
8/26	W	41-0		Washington	68,756	
8/31	L	23-31	at	N.Y. Giants	76,428	

2007	2-2					
8/10	L	10-13	at	Tampa Bay	65,130	
8/17	L	24-27		Tennessee	68,756	
8/24	W	24-7	at	Carolina	72,882	
8/30	W	27-20		N.Y. Giants	68,756	

48-year record: 94-120-1 (.440)

ALL-TIME SERIES STANDINGS

ALL-TIME RECORD VS. OPPONENTS

TEAM	OVERALL RECORD (REG. SEASON AND PLAYOFFS)							FIRST MEETING		LAST MEETING		PLAYOFFS		
	GP	W	L	T	PCT	PF	PA					GP	W	L
Ariz./Phx./St. L. Cardinals	11	5	6	0	.455	191	215	1970	2004	-	-	-	-	-
Atlanta Falcons	11	5	6	0	.455	193	267	1972	2005	-	-	-	-	-
Baltimore Ravens	4	4	0	0	1.000	117	68	1996	2007	-	-	-	-	-
Buffalo Bills	96	55	40	1	.578	2,005	1,751	1960	2007	1	1	0	0	0
Carolina Panthers	4	2	2	0	.500	104	82	1995	2004	1	1	1	0	0
Chicago Bears	11	7	4	0	.636	211	189	1973	2006	1	0	1	0	1
Cincinnati Bengals	21	13	8	0	.619	402	447	1968	2007	-	-	-	-	-
Cleveland Browns	21	9	12	0	.429	351	375	1971	2007	1	0	1	0	1
Dallas Cowboys	10	3	7	0	.300	196	218	1971	2007	-	-	-	-	-
Denver Broncos	41	15	26	0	.366	806	970	1960	2006	2	0	2	2	2
Detroit Lions	9	5	4	0	.556	160	190	1971	2006	-	-	-	-	-
Green Bay Packers	9	4	5	0	.444	169	223	1973	2006	1	0	1	0	1
Houston Texans	2	2	0	0	1.000	63	27	2003	2006	-	-	-	-	-
Indianapolis/Balt. Colts	71	44	27	0	.620	1,667	1,312	1970	2007	3	2	1	1	1
Jacksonville Jaguars	8	7	1	0	.875	194	130	1996	2007	4	3	1	1	1
K.C. Chiefs/Dallas Texans	30	11	16	3	.417	602	742	1960	2005	-	-	-	-	-
Miami Dolphins	85	37	48	0	.435	1,679	1,858	1966	2007	3	2	1	1	1
Minnesota Vikings	10	6	4	0	.600	202	219	1970	2006	-	-	-	-	-
New Orleans Saints	11	8	3	0	.727	253	214	1972	2005	-	-	-	-	-
New York Giants	9	5	4	0	.556	156	160	1970	2007	1	0	1	0	1
New York Jets/Titans	97	48	48	1	.500	2,151	2,073	1960	2007	2	2	0	0	0
Oakland/L.A. Raiders	31	15	15	1	.500	668	763	1960	2005	3	2	1	1	1
Philadelphia Eagles	11	5	6	0	.455	227	249	1973	2007	1	1	0	0	0
Pittsburgh Steelers	23	10	13	0	.435	470	482	1972	2007	4	3	1	1	1
San Diego/L.A. Chargers	36	20	14	2	.583	847	733	1960	2007	3	2	1	1	1
San Francisco 49ers	10	3	7	0	.300	168	243	1971	2004	-	-	-	-	-
Seattle Seahawks	14	7	7	0	.500	274	250	1977	2004	-	-	-	-	-
St. Louis/L.A. Rams	10	5	5	0	.500	200	199	1974	2004	1	1	0	0	0
Tampa Bay Buccaneers	6	4	2	0	.667	124	83	1976	2005	-	-	-	-	-
Tenn. Titans/Houston Oilers	38	21	16	1	.566	895	794	1960	2006	2	1	1	1	1
Washington Redskins	8	2	6	0	.250	171	168	1972	2007	-	-	-	-	-
Totals	758	387	362	9	.516	15,916	15,694	1960	2007	34	21	13	13	13

2008 Opponents in **BOLD**

PATRIOTS IN PRIME TIME

The Patriots have played in 75 prime-time games (beginning after 7:00 p.m. ET) and have compiled a 39-36 record in those games.

MONDAY NIGHT (15-21)

ESPN (3-0)		
Date	W/L	Score
10/30/06	W	31-7 at Minnesota
10/01/07	W	34-13 at Cincinnati
12/03/07	W	27-24 at Baltimore

ABC (12-21)

Date	W/L	Score	Opponent
11/06/72	L	17-24	Baltimore
12/01/75	L	7-20	at Miami
10/18/76	W	41-7	N.Y. Jets
09/26/77	L	27-30	at Cleveland
09/18/78	L	27-34	Baltimore
12/18/78	L	3-23	at Miami
09/03/79	L	13-16	Pittsburgh
10/01/79	L	14-27	at Green Bay
09/29/80	W	23-14	Denver
11/10/80	L	34-38	at Houston
12/06/80	L	13-16	at Miami
09/21/81	L	35-21	Dallas
12/16/85	L	27-30	at Miami
12/22/86	W	34-27	at Miami
09/21/87	L	24-43	at N.Y. Jets
12/28/87	W	24-10	Miami
12/03/95	W	27-14	Buffalo
10/06/97	L	13-34	at Denver
10/27/97	L	10-28	Green Bay
12/22/97	W	14-12	at Miami
09/07/98	L	21-27	at Denver
10/19/98	L	14-24	N.Y. Jets
11/23/98	W	26-23	Miami
11/15/99	L	17-24	N.Y. Jets
09/17/00	L	19-20	at N.Y. Jets
12/04/00	W	30-24	Kansas City
09/09/02	W	30-14	Pittsburgh
12/16/02	L	7-24	at Tennessee
11/03/03	W	30-26	at Denver
11/22/04	W	27-19	at Kansas City
12/20/04	L	28-29	at Miami
11/07/05	L	21-40	Indianapolis
12/26/05	W	31-21	at N.Y. Jets

SUNDAY NIGHT (16-13)

NBC (3-2)			
Date	W/L	Score	Opponent
09/24/06	L	7-17	Denver
11/07/06	L	20-27	Indianapolis
09/16/07	W	38-14	San Diego
11/18/07	W	56-10	at Buffalo
11/25/07	W	31-28	Philadelphia

ESPN (10-7)

Date	W/L	Score	Opponent
11/08/87	L	10-17	at N.Y. Giants
11/20/88	W	6-3	at Miami
12/10/89	W	10-31	at Miami
11/10/91	L	20-30	at Miami
11/27/94	W	12-10	at Indianapolis
12/23/95	L	7-10	at Indianapolis
12/01/96	W	45-7	at San Diego
09/13/98	W	29-6	Indianapolis
09/26/99	W	16-14	N.Y. Giants
12/05/99	W	13-6	Dallas
11/18/01	L	17-24	St. Louis
11/17/02	L	20-27	at Oakland
12/22/02	L	17-30	N.Y. Jets
11/16/03	W	12-0	Dallas
12/20/03	W	21-16	at N.Y. Jets
11/14/04	W	29-6	Buffalo
10/30/05	W	21-16	Buffalo

TNT (2-4)

Date	W/L	Score	Opponent
10/18/90	L	10-17	at Miami
10/04/92	L	21-30	at N.Y. Jets
09/26/93	L	7-45	at N.Y. Jets
10/08/95	L	3-37	Denver
10/27/96	W	28-25	Buffalo
09/14/97	W	27-24	N.Y. Jets

ABC (1-0)

Date	W/L	Score	Opponent
09/24/78	W	21-14	at Oakland

THURSDAY NIGHT (3-1)

ABC (3-1)				
Date	W/L	Score		Opponent
11/29/79	L	24-39	at	Miami
09/11/86	W	20-6	at	N.Y. Jets
09/09/04	W	27-24		Indianapolis
09/08/05	W	30-20		Oakland

SATURDAY NIGHT (1-0)

NFL NETWORK (1-0)			
Date	W/L	Score	Opponent
12/29/07	W	38-35	at N.Y. Giants

PRIME-TIME PLAYOFF GAMES

All five games played on Saturdays

CBS (3-1)

Date	W/L	Score	Opponent
01/19/02	W	ot 16-13	Oakland
01/10/04	W	17-14	Tennessee
01/14/06	L	13-27	at Denver
01/12/08	W	31-20	Jacksonville

ABC (1-0)

Date	W/L	Score	Opponent
01/07/06	W	28-3	Jacksonville

RECORD BREAKDOWN

Total Games	75	39-36
Regular Season	70	35-35
Playoffs	5	4-1
Home Games	35	22-13
Away Games	40	17-23
Division Games	36	17-19

SERIES RESULTS

(includes playoff games)

ARIZONA CARDINALS

Cardinals 6, Patriots 5

11/08/70	L	0-31	A
11/02/75	L	17-24	A
09/10/78	W	16-6	A
11/29/81	L	20-27	H
12/02/84	L	10-33	H
11/25/90	L	14-34	A
09/29/91	L	10-24	A
10/10/93	W	23-21	A
09/15/96	W	31-0	H
10/31/99	W	27-3	A
09/19/04	W	23-12	A

Note: Franchise located in St. Louis from 1960-87, Named Phoenix Cardinals from 1988-94

ATLANTA FALCONS

Falcons 6, Patriots 5

09/24/72	W	21-20	H
12/04/77	W	16-10	A
09/14/80	L	21-37	H
10/30/83	L	13-24	A
11/02/86	W	25-17	H
10/15/89	L	15-16	A
11/29/92	L	0-34	A
10/01/95	L	17-30	A
11/08/98	L	10-41	H
11/04/01	W	24-10	A
10/09/05	W	31-28	A

BALTIMORE RAVENS

Patriots 4, Ravens 0

10/06/96	W	46-38	A
01/02/00	W	20-3	H
11/28/04	W	24-3	H
12/03/07	W	27-24	A

BUFFALO BILLS

Patriots 55, Bills 40 (1 Tie)

09/23/60	L	0-13	H
12/04/60	L	14-38	A
09/23/61	W	23-21	A
10/22/61	W	52-21	H
11/03/62	T	28-28	A
11/23/62	W	21-10	H
10/26/63	L	21-28	A
12/01/63	W	17-7	H
12/28/63*	W	26-8	A
11/15/64	W	36-28	A
12/20/64	L	14-24	H
09/11/65	L	7-24	A
11/07/65	L	7-23	H
10/08/66	W	20-10	A
12/04/66	W	14-3	H
09/24/67	W	23-0	A
12/09/67	L	16-44	H
09/08/68	W	16-7	A
10/20/68	W	23-6	H
10/11/69	L	16-23	H
11/23/69	W	35-21	H
11/01/70	L	10-45	H
11/29/70	W	14-10	A
11/14/71	W	38-33	H
11/28/71	L	20-27	A
10/08/72	L	14-38	A
11/19/72	L	24-27	H
09/16/73	L	13-31	H
12/09/73	L	13-37	A
10/20/74	L	28-30	A
11/03/74	L	28-29	H
11/23/75	L	31-45	A
12/14/75	L	14-34	H
10/24/76	W	26-22	A
11/07/76	W	20-10	H

11/06/77	L	14-24	H
11/20/77	W	20-7	A
11/05/78	W	14-10	A
12/10/78	W	26-24	H
11/04/79	W	26-6	A
11/25/79	L	13-16	OT H
10/26/80	L	13-31	A
12/14/80	W	24-2	H
11/22/81	L	17-20	A
12/13/81	L	10-19	H
01/02/83	W	30-19	H
10/23/83	W	31-0	A
11/06/83	W	21-7	H
09/02/84	W	21-17	A
11/11/84	W	38-10	H
09/22/85	W	17-14	A
10/13/85	W	14-3	H
10/26/86	W	23-3	A
11/23/86	W	22-19	H
10/11/87	W	14-7	H
12/20/87	W	13-7	A
09/18/88	L	14-16	H
10/23/88	L	20-23	A
10/01/89	L	10-31	A
11/19/89	W	33-24	H
10/28/90	L	10-27	H
11/18/90	L	0-14	A
11/03/91	L	17-22	A
11/24/91	W	16-13	H
09/27/92	L	7-41	H
11/01/92	L	7-16	A
09/05/93	L	14-38	A
11/07/93	L	10-13	OT H
09/11/94	L	35-38	H
12/18/94	W	41-17	A
10/23/95	W	27-14	H
11/26/95	W	35-25	A
09/08/96	L	10-17	A
10/27/96	W	28-25	H
10/12/97	W	33-6	H
11/09/97	W	31-10	A
11/15/98	L	10-13	A
11/29/98	W	25-21	H
11/28/99	L	7-17	A
12/26/99	L	10-13	OT H
11/05/00	L	13-16	OT H
12/17/00	W	13-10	OT A
11/11/01	W	21-11	H
12/16/01	W	12-9	OT A
11/03/02	W	38-7	A
12/08/02	W	27-17	H
09/07/03	L	0-31	A
12/27/03	W	31-0	H
10/03/04	W	31-17	H
11/14/04	W	29-6	H
10/30/05	W	21-16	H
12/11/05	W	35-7	A
09/10/06	W	19-17	H
10/22/06	W	28-6	A
09/23/07	W	38-7	H
11/18/07	W	56-10	A

* = Playoffs

CAROLINA PANTHERS

Patriots 2, Panthers 2

10/29/95	L	17-20	OT H
01/06/02	W	38-6	N
02/01/04*	W	32-29	N
09/18/05	L	17-27	A

* = Super Bowl XXXVIII

CHICAGO BEARS

Patriots 7, Bears 4

10/21/73	W	13-10	A
10/14/79	W	27-7	A
12/05/82	L	13-26	A
09/15/85	L	7-20	A
01/26/86*	L	10-46	N
10/30/88	W	30-7	H
12/24/94	W	13-3	A
09/21/97	W	31-3	H
12/10/00	L	17-24	A
11/10/02	W	33-30	A
11/26/06	W	17-13	H

Note: The game on Nov. 10, 2002 was played in Champaign, Ill.
* = Super Bowl XX

CINCINNATI BENGALS

Patriots 13, Bengals 8

12/01/68	W	33-14	H
11/16/69	W	25-14	A
12/20/70	L	7-45	A
09/17/72	L	7-31	H
10/12/75	L	10-27	A
10/15/78	W	10-3	A
09/16/79	W	20-14	A
10/14/84	W	20-14	H
12/22/85	W	34-23	H
12/07/86	L	7-31	H
10/16/88	W	27-21	H
09/23/90	L	7-41	A
12/22/91	L	7-29	A
12/20/92	L	10-20	A
12/12/93	W	7-2	H
09/18/94	W	31-28	A
11/19/00	W	16-13	H
09/09/01	L	17-23	A
12/12/04	W	35-28	H
10/01/06	W	38-13	A
10/01/07	W	34-13	A

CLEVELAND BROWNS

Browns 12, Patriots 9

11/21/71	L	7-27	A
11/10/74	L	14-21	H
09/26/77	L	27-30	OT A
09/07/80	W	34-17	H
11/21/82	L	7-10	A
11/20/83	L	0-30	H
10/07/84	W	17-16	A
10/06/85	L	20-24	A
10/04/87	L	10-20	H
09/08/91	L	0-20	H
10/25/92	L	17-19	H
12/19/93	W	20-17	A
11/06/94	L	6-13	A
01/01/95*	L	13-20	A
09/03/95	W	17-14	H
10/03/99	W	19-7	A
11/12/00	L	11-19	A
12/09/01	W	27-16	H
10/26/03	W	9-3	H
12/05/04	W	42-15	A
10/07/07	W	34-17	H

* = Playoffs

DALLAS COWBOYS

Cowboys 7, Patriots 3

10/24/71	L	21-44	A
11/16/75	L	31-34	H
12/03/78	L	10-17	A
09/21/81	L	21-35	H
11/22/84	L	17-20	A
11/15/87	L	17-23	OT H

SERIES RESULTS

12/15/96	L	6-12	A
12/05/99	W	13-6	H
11/16/03	W	12-0	H
10/14/07	W	48-27	A

DENVER BRONCOS

Broncos 26, Patriots 15

09/09/60	L	10-13	H
10/23/60	L	24-31	A
09/16/61	W	45-17	H
12/03/61	W	28-24	A
09/21/62	W	41-16	H
11/11/62	W	33-29	A
09/29/63	L	10-14	A
10/18/63	W	40-21	H
10/04/64	W	39-10	A
11/20/64	W	12-7	H
09/24/65	L	10-27	H
12/12/65	W	28-20	A
09/18/66	W	24-10	A
11/06/66	L	10-17	H
09/03/67	L	21-26	A
09/29/68	W	20-17	A
11/03/68	L	14-35	H
09/14/69	L	7-35	A
12/17/72	L	21-45	A
11/28/76	W	38-14	H
11/11/79	L	10-45	A
09/29/80	W	23-14	H
11/04/84	L	19-26	A
09/28/86	L	20-27	A
01/04/87*	L	17-22	A
12/06/87	L	20-31	A
12/17/88	L	10-21	A
10/27/91	L	6-9	H
12/01/91	L	3-20	A
10/08/95	L	3-37	H
11/17/96	L	8-34	H
10/06/97	L	13-34	A
09/07/98	L	21-27	A
10/24/99	W	24-23	H
10/01/00	W	28-19	A
10/28/01	L	20-31	A
10/27/02	L	16-24	H
11/03/03	W	30-26	A
10/16/05	L	20-28	A
01/14/06*	L	13-27	A
09/24/06	L	7-17	H

* = Playoffs

DETROIT LIONS

Patriots 5, Lions 4

09/27/71	L	7-34	H
10/10/76	L	10-30	A
10/07/79	W	24-17	H
12/08/85	W	23-6	H
09/12/93	L	16-19	OT H
09/25/94	W	23-17	A
11/23/00	L	9-34	A
11/28/02	W	20-12	A
12/03/06	W	28-21	H

GREEN BAY PACKERS

Packers 5, Patriots 4

11/18/73	W	33-24	H
10/01/79	L	14-27	A
09/08/85	W	26-20	H
10/09/88	L	3-45	A
10/02/94	W	17-16	H
01/26/97*	L	21-35	N
10/27/97	L	10-28	H
10/13/02	L	10-28	H
11/19/06	W	35-0	A

Note: 1988 game was played in Milwaukee

* = Super Bowl XXXI

HOUSTON TEXANS

Patriots 2, Texans 0

11/23/03	W	23-20	OT	A
12/17/06	W	40-7		H

INDIANAPOLIS COLTS

Patriots 44, Colts 27

10/04/70	L	6-14	H
10/25/70	L	3-27	A
10/03/71	L	3-23	H
12/19/71	W	21-17	A
11/06/72	L	17-24	H
11/26/72	L	0-31	A
10/07/73	W	24-16	H
12/16/73	L	13-18	A
10/06/74	W	42-3	H
11/24/74	W	27-17	A
10/19/75	W	21-10	H
12/21/75	L	21-34	A
09/12/76	L	13-27	H
11/14/76	W	21-14	A
10/23/77	W	17-3	H
12/18/77	L	24-30	A
09/18/78	L	27-34	H
11/26/78	W	35-14	A
10/10/79	L	26-31	A
11/18/79	W	50-21	H
10/19/80	W	37-21	A
11/23/80	W	47-21	H
09/06/81	L	28-29	H
12/20/81	L	21-23	A
09/12/82	W	24-13	A
09/04/83	L	23-29	OT H
10/09/83	L	7-12	A
11/18/84	W	50-17	A
12/16/84	W	16-10	H
11/10/85	W	34-15	H
12/01/85	W	38-31	A
09/07/86	W	33-3	H
11/09/86	W	30-21	A
10/25/87	L	16-30	A
11/22/87	W	24-0	H
10/02/88	W	21-17	H
10/29/89	W	23-20	OT A
11/27/88	L	21-24	A
12/03/89	W	22-16	H
09/16/90	W	16-14	A
11/11/90	L	10-13	H
09/01/91	W	16-7	A
12/08/91	W	23-17	OT H
11/15/92	W	37-34	OT A
12/06/92	L	0-6	H
10/31/93	L	6-9	A
12/26/93	W	38-0	H
11/27/94	W	12-10	A
12/11/94	W	28-13	H
11/19/95	L	10-24	H
12/23/95	L	7-10	A
10/20/96	W	27-9	A
11/24/96	W	27-13	H
09/07/97	W	31-6	A
11/30/97	W	20-17	H
09/13/98	W	29-6	H
11/01/98	W	21-16	A
09/19/99	W	31-28	H
12/12/99	L	15-20	A
10/08/00	W	24-16	H
10/22/00	L	23-30	A
09/30/01	W	44-13	H
10/21/01	W	38-17	A
11/30/03	W	38-34	A
01/18/04*	W	24-14	H
09/09/04	W	27-24	H
01/16/05*	W	20-3	H
11/07/05	L	21-40	H
11/05/06	L	20-27	H

01/21/07*	L	34-38	A
11/04/07	W	24-20	A

Note: Franchise located in Baltimore from 1947-83

* = Playoffs

JACKSONVILLE JAGUARS

Patriots 7, Jaguars 1

09/22/96	W	28-25	OT H
01/12/97*	W	20-6	H
12/07/97	W	26-20	A
01/03/99*	L	10-25	A
12/14/03	W	27-13	H
01/07/06*	W	28-3	H
12/24/06	W	24-21	A
01/12/08*	W	31-20	H

* = Playoffs

KANSAS CITY CHIEFS

Chiefs 16, Patriots 11 (3 Ties)

11/18/60	W	42-14	H
12/11/60	L	0-34	A
10/29/61	W	18-17	A
11/03/61	W	28-21	H
09/08/62	L	28-42	A
10/12/62	L	7-27	H
11/17/63	T	24-24	A
12/14/63	L	3-35	H
10/23/64	W	24-7	H
12/06/64	W	31-24	A
10/03/65	L	17-27	A
11/21/65	T	10-10	H
09/25/66	L	24-43	H
11/20/66	T	27-27	A
11/12/67	L	10-33	H
11/17/68	L	17-31	A
09/21/69	L	0-31	H
10/11/70	L	10-23	A
09/23/73	L	7-10	H
09/18/77	W	21-17	H
10/04/81	W	33-17	H
12/02/90	L	7-37	H
12/13/92	L	20-27	A
10/15/95	L	26-31	A
10/11/98	W	40-10	H
10/10/99	L	14-16	A
12/04/00	W	30-24	H
09/22/02	W	41-38	OT H
11/22/04	W	27-19	A
11/27/05	L	16-26	A

Note: Franchise located in Dallas (as Dallas Texans) from 1960-62

MIAMI DOLPHINS

Dolphins 48, Patriots 37

11/27/66	W	20-14	A
10/15/67	W	41-10	H
12/17/67	L	32-41	H
11/24/68	L	10-34	H
12/08/68	L	7-38	A
11/09/69	L	16-17	H
11/30/69	W	38-23	A
09/20/70	W	27-14	H
12/06/70	L	20-37	A
10/17/71	L	3-41	A
12/05/71	W	34-13	H
11/12/72	L	0-52	A
12/03/72	L	21-37	H
09/30/73	L	23-44	A
10/28/73	L	14-30	H
09/15/74	W	34-24	H
12/15/74	L	27-34	A
09/28/75	L	14-22	H
12/01/75	L	7-20	A
09/19/76	W	30-14	H
10/31/76	L	3-10	A
11/13/77	L	5-17	A

SERIES RESULTS

12/11/77	W	14-10	H
10/22/78	W	33-24	H
12/18/78	L	3-23	A
10/21/79	W	28-13	H
11/29/79	L	24-39	A
10/12/80	W	34-0	H
12/08/80	L	13-16	OT A
11/08/81	L	27-30	OT H
12/06/81	L	14-24	A
12/12/82	W	3-0	H
01/08/83*	L	13-28	A
09/11/83	L	24-34	H
11/13/83	W	17-6	H
09/09/84	L	7-28	A
10/21/84	L	24-44	H
11/03/85	W	17-13	H
12/16/85	L	27-30	A
01/12/86*	W	31-14	A
10/05/86	W	34-7	H
12/22/86	W	34-27	A
09/13/87	W	28-21	H
12/28/87	W	24-10	A
11/06/88	W	21-10	H
11/20/88	W	6-3	A
09/17/89	L	10-24	H
12/10/89	L	10-31	A
09/09/90	L	24-27	H
10/18/90	L	10-17	A
10/06/91	L	10-20	H
11/10/91	L	20-30	A
10/18/92	L	17-38	A
12/27/92	L	13-16	OT H
11/21/93	L	13-17	A
01/02/94	W	33-27	OT H
09/04/94	L	35-39	A
10/30/94	L	3-23	H
09/10/95	L	3-20	H
11/12/95	W	34-17	A
09/01/96	L	10-24	A
11/03/96	W	42-23	H
11/23/97	W	27-24	H
12/22/97	W	14-12	A
12/28/97*	W	17-3	H
10/25/98	L	9-12	OT A
11/23/98	W	26-23	H
10/17/99	L	30-31	H
11/21/99	L	17-27	A
09/24/00	L	3-10	A
12/24/00	L	24-27	H
10/07/01	L	10-30	A
12/22/01	W	20-13	H
10/06/02	L	13-26	A
12/29/02	W	27-24	OT H
10/19/03	W	19-13	OT A
12/07/03	W	12-0	H
10/10/04	W	24-10	H
12/20/04	L	28-29	A
11/13/05	W	23-16	A
01/01/06	L	26-28	H
10/08/06	W	20-10	H
12/10/06	L	0-21	A
10/21/07	W	49-28	H
12/23/07	W	28-7	H

Notes: Game on 11/30/69 played in Tampa.
* = Playoffs

MINNESOTA VIKINGS

Patriots 6, Vikings 4

12/13/70	L	14-35	H
10/27/74	W	17-14	A
12/16/79	W	27-23	H
09/11/88	L	6-36	A
10/20/91	W	26-23	OT H
11/13/94	W	26-20	OT H
11/02/97	L	18-23	A
09/17/00	L	13-21	H
11/24/02	W	24-17	H
10/30/06	W	31-7	A

NEW ORLEANS SAINTS

Patriots 8, Saints 3

12/10/72	W	17-10	A
12/05/76	W	27-6	H
12/21/80	W	38-27	A
12/04/83	W	7-0	H
11/30/86	W	21-20	A
11/12/89	L	24-28	H
11/08/92	L	14-31	H
12/03/95	L	17-31	H
10/04/98	W	30-27	A
11/25/01	W	34-17	H
11/20/05	W	24-17	H

NEW YORK GIANTS

Patriots 5, Giants 4

10/18/70	L	0-16	H
09/22/74	W	28-20	A
11/08/87	L	10-17	A
12/30/90	L	10-13	H
12/21/96	W	23-22	A
09/26/99	W	16-14	H
10/12/03	W	17-6	H
12/29/07	W	38-35	A
02/03/08*	L	14-17	N

* = Super Bowl XLII

NEW YORK JETS

Patriots 48, Jets 48 (1 Tie)

09/16/60	W	28-24	A
11/11/60	W	38-21	H
09/09/61	L	20-21	H
10/01/61	L	30-37	A
10/06/62	W	43-14	A
11/30/62	W	24-17	H
09/08/63	W	38-14	H
10/05/63	L	24-31	A
09/27/64	W	26-10	H
10/31/64	L	14-35	A
11/14/65	L	20-30	H
11/28/65	W	27-23	A
10/02/66	T	24-24	H
12/17/66	L	28-38	A
10/29/67	L	23-30	A
11/19/67	L	24-29	H
09/22/68	L	31-47	H
10/27/68	L	14-48	A
10/05/69	L	14-23	H
10/26/69	L	17-23	A
09/27/70	L	21-31	H
11/22/70	L	3-17	A
10/10/71	W	20-0	H
12/12/71	L	6-13	A
10/15/72	L	13-41	H
10/29/72	L	10-34	A
10/14/73	L	7-9	H
11/11/73	L	13-33	A
10/13/74	W	24-0	A
11/17/74	L	16-21	H
10/05/75	L	7-36	A
12/07/75	L	28-30	H
10/18/76	W	41-7	H
11/21/76	W	38-24	A
10/02/77	L	27-30	A
10/30/77	W	24-13	H
10/29/78	W	55-21	H
11/19/78	W	19-17	H
09/09/79	W	56-3	H
12/09/79	L	26-27	A
10/05/80	W	21-11	A
11/02/80	W	34-21	H
10/11/81	L	24-28	A
11/15/81	L	6-17	H
09/19/82	L	7-31	H
09/18/83	W	23-13	H
11/27/83	L	3-26	A
09/30/84	W	28-21	A

10/28/84	W	30-20	H
10/20/85	W	20-13	H
11/24/85	L	13-16	OT A
12/28/85*	W	26-14	A
09/11/86	W	20-6	A
10/12/86	L	24-31	H
09/21/87	L	24-43	A
12/13/87	W	42-20	H
09/04/88	W	28-3	H
11/13/88	W	14-13	A
09/10/89	W	27-24	A
11/05/89	L	26-27	H
09/30/90	L	13-37	H
12/23/90	L	7-42	A
11/17/91	L	21-28	H
12/15/91	W	6-3	A
10/04/92	L	21-30	A
11/22/92	W	24-3	H
09/26/93	L	7-45	A
11/28/93	L	0-6	H
10/16/94	L	17-24	A
12/04/94	W	24-13	H
11/05/95	W	20-7	A
12/10/95	W	31-28	H
11/10/96	W	31-27	A
12/08/96	W	34-10	H
09/14/97	W	27-24	OT H
10/19/97	L	19-24	A
10/19/98	L	14-24	H
12/27/98	L	10-31	A
09/12/99	W	30-28	A
11/15/99	L	17-24	H
09/11/00	L	19-20	A
10/15/00	L	17-34	H
09/23/01	L	3-10	H
12/02/01	W	17-16	A
09/15/02	W	44-7	A
12/22/02	L	17-30	H
09/21/03	W	23-16	H
12/20/03	W	21-16	A
10/24/04	W	13-7	H
12/26/04	W	23-7	A
12/04/05	W	16-3	H
12/26/05	W	31-21	A
09/17/06	W	24-17	A
11/12/06	L	14-17	H
01/07/07*	W	37-16	H
09/09/07	W	38-14	H
12/16/07	W	20-10	H

Notes: Franchise known as N.Y. Titans from 1960-62.
Games on 9/8/63 at B.C. Alumni Stadium; 9/22/68 at Legion Field in Birmingham, Ala.

* = Playoffs

OAKLAND RAIDERS

Patriots 15, Raiders 15 (1 Tie)

10/16/60	L	14-27	A
11/04/60	W	34-28	H
11/17/61	W	20-17	H
12/09/61	W	35-21	A
10/26/62	W	26-16	H
12/16/62	L	0-20	A
09/22/63	W	20-14	A
10/11/63	W	20-14	H
09/13/64	W	17-14	A
10/16/64	T	43-43	H
10/08/65	L	10-24	H
10/24/65	L	21-30	A
10/30/66	W	24-21	H
09/17/67	L	7-35	A
10/22/67	L	14-48	H
10/06/68	L	10-41	A
09/28/69	L	23-38	H
09/19/71	W	20-6	H
12/01/74	L	26-41	A
10/03/76	W	48-17	H
12/18/76*	L	21-24	A

SERIES RESULTS

09/24/78	W	21-14	A
11/01/81	L	17-27	A
09/29/85	L	20-35	H
01/05/86*	W	27-20	A
11/01/87	W	26-23	H
11/26/89	L	21-24	A
10/09/94	L	17-21	H
01/19/02*	W	16-13	OT H
11/17/02	L	20-27	A
09/08/05	W	30-20	H

Notes: Franchise located in Los Angeles from 1982-94. The games on Oct. 16, 1960 and Dec. 9, 1961 were played in San Francisco.

* = Playoffs

PHILADELPHIA EAGLES

Eagles 6, Patriots 5

11/04/73	L	23-24	A
11/27/77	W	14-6	H
10/08/78	W	24-14	H
09/13/81	L	3-13	A
12/09/84	L	17-27	A
11/29/87	L	31-34	OT H
11/04/90	L	20-48	A
12/19/99	L	9-24	A
09/14/03	W	31-10	A
02/06/05*	W	24-21	N
11/25/07	W	31-28	H

*=Super Bowl XXXIX

PITTSBURGH STEELERS

Steelers 13, Patriots 10

10/22/72	L	3-33	A
12/08/74	L	17-21	H
09/26/76	W	30-27	A
09/03/79	L	13-16	OT H
09/27/81	L	21-27	OT A
12/26/82	L	14-37	A
09/25/83	W	28-23	A
10/19/86	W	34-0	A
12/17/89	L	10-28	A
12/09/90	L	3-24	A
09/15/91	L	6-20	A
12/05/93	L	14-17	A
12/16/95	L	27-41	A
01/05/97*	W	28-3	H
12/13/97	L	21-24	OT H
01/03/98*	L	6-7	A
12/06/98	W	23-9	A
01/27/02*	W	24-17	A
09/09/02	W	30-14	H
10/31/04	L	20-34	A
01/23/05*	W	41-27	A
09/25/05	W	23-20	A
12/09/07	W	34-13	H

* = Playoffs

SAN DIEGO CHARGERS

Patriots 20, Chargers 14 (2 Ties)

10/08/60	W	35-0	A
10/28/60	L	16-45	H
10/07/61	L	27-38	H
12/17/61	W	41-0	A
10/19/62	W	24-20	H
12/09/62	W	20-14	A
09/14/63	L	13-17	A
11/10/63	L	6-7	H
01/05/64*	L	10-51	A
09/20/64	W	33-28	A
10/09/64	L	17-26	H
10/17/65	T	13-13	H
10/31/65	W	22-6	A
09/10/66	L	0-24	A
10/23/66	W	35-17	H
09/09/67	L	14-28	A

10/08/67	T	31-31	A
11/10/68	L	17-27	H
10/19/69	L	10-13	H
12/07/69	L	18-28	A
11/15/70	L	14-16	H
12/02/73	W	30-14	H
11/09/75	W	33-19	A
10/16/77	W	24-20	A
10/01/78	W	28-23	H
09/23/79	W	27-21	H
10/16/83	W	37-21	H
11/20/94	W	23-17	H
12/01/96	W	45-7	A
08/31/97	W	41-7	H
10/14/01	W	29-26	OT H
09/29/02	L	14-21	A
10/02/05	L	17-41	H
01/14/07*	W	24-21	A
09/16/07	W	38-14	H
01/20/08*	W	21-12	H

Note: Franchise located in Los Angeles in 1960

* = Playoffs

SAN FRANCISCO 49ERS

49ers 7, Patriots 3

10/31/71	L	10-27	A
10/26/75	W	24-16	H
11/30/80	L	17-21	A
10/02/83	L	13-33	H
12/14/86	L	24-29	H
10/22/89	L	20-37	A
10/11/92	L	12-24	H
09/17/95	L	3-28	A
12/20/98	W	24-21	H
01/02/05	W	21-7	H

Note: The game on Oct. 22, 1989 was played in Palo Alto, Calif.

SEATTLE SEAHAWKS

Patriots 7, Seahawks 7

10/09/77	W	31-0	H
09/21/80	W	37-31	A
12/19/82	W	16-0	A
12/18/83	L	6-24	A
09/16/84	W	38-23	H
11/17/85	W	20-13	H
09/21/86	L	31-38	H
12/04/88	W	13-7	H
09/24/89	L	3-24	H
10/07/90	L	20-33	H
09/20/92	L	6-10	H
09/19/93	L	14-17	H
10/24/93	L	9-10	A
10/17/04	W	30-20	H

ST. LOUIS RAMS

Patriots 5, Rams 5

09/29/74	W	20-14	H
11/16/80	L	14-17	H
12/11/83	W	21-7	A
11/16/86	W	30-28	A
12/24/89	L	20-24	H
09/13/92	L	0-14	A
12/13/98	L	18-32	A
11/18/01	L	17-24	H
02/03/02*	W	20-17	N
11/07/04	W	40-22	A

Note: Franchise located in Los Angeles from 1946-94

* = Super Bowl XXXVI

TAMPA BAY BUCCANEERS

Patriots 4, Buccaneers 2

12/12/76	W	31-14	A
10/27/85	W	32-14	A
12/11/88	W	10-7	OT H
11/16/97	L	7-27	A
09/03/00	L	16-21	H
12/17/05	W	28-0	H

TENNESSEE TITANS

Patriots 21, Titans 16 (1 Tie)

11/25/60	L	10-24	H
12/18/60	L	21-37	A
10/13/61	T	31-31	H
11/12/61	L	15-27	A
09/16/62	W	34-21	H
11/18/62	L	17-21	A
11/01/63	W	45-3	H
12/08/63	W	46-28	A
11/06/64	W	25-24	H
11/29/64	W	34-17	A
09/19/65	L	10-31	A
12/18/65	W	42-14	H
11/13/66	W	27-21	H
12/11/66	W	38-14	A
11/05/67	W	18-7	H
11/26/67	L	6-27	H
10/13/68	L	0-16	H
12/15/68	L	17-45	A
11/02/69	W	24-0	H
12/14/69	L	23-27	A
11/07/71	W	28-20	H
11/25/73	W	32-0	A
09/21/75	L	0-7	H
11/12/78	L	23-26	H
12/31/78*	L	14-31	H
11/10/80	L	34-38	A
10/18/81	W	38-10	H
11/28/82	W	29-21	H
10/18/87	W	21-7	A
09/25/88	L	6-31	A
10/08/89	W	23-13	H
09/22/91	W	24-20	H
10/17/93	L	14-28	H
09/20/98	W	27-16	H
12/16/02	L	7-24	A
10/05/03	W	38-30	H
01/10/04*	W	17-14	H
12/31/06	W	40-23	A

Notes: Franchise located in Houston from 1960-96. Named Tennessee Oilers from 1997-98.

* = Playoffs

WASHINGTON REDSKINS

Redskins 6, Patriots 2

10/01/72	W	24-23	H
09/03/78	L	14-16	H
10/25/81	L	22-24	A
09/23/84	L	10-26	H
12/15/90	L	10-25	H
10/13/96	L	22-27	A
09/28/03	L	17-20	A
10/28/07	W	52-7	H

PATRIOTS OVERTIME GAMES

The Patriots are 17-18 all-time in regular-season overtime games during their 47-year history. New England enters the 2008 season with an eight-game overtime winning streak (including playoffs), setting an all-time NFL record for consecutive overtime victories. The Patriots are 13-15 when the game is decided by a field goal and 4-3 when a touchdown is the deciding factor. Below is a brief description of each overtime game.

09/26/77.....at Cleveland 30, Patriots 27..... L

John Smith sent the game into overtime with a 28-yard field goal with no time remaining in regulation. Cleveland's Don Cockroft capped a 10-play, 53-yard drive with a 35-yard game winning field goal after 4:45 of overtime.

09/03/79.....Pittsburgh 16, at Patriots 13..... L

Pittsburgh's Matt Bahr drilled a 41-yard field goal to give the Steelers the victory at the 5:10 mark in overtime. The clutch field goal came on Bahr's first professional attempt of his career.

11/25/79.....Buffalo 16, at Patriots 13..... L

Buffalo's Nick Mike-Mayer kicked a 29-yard field goal 4:45 into overtime to give the Bills the victory.

12/08/80.....at Miami 16, Patriots 13..... L

Uwe von Schamann kicked his third field goal of the day, a 23-yard game-winner, which gave Miami the three-point victory, 3:20 into overtime.

09/27/81.....at Pittsburgh 27, Patriots 21..... L

The Patriots scored two touchdowns in the fourth quarter to recover from a 21-7 deficit. Unfortunately, Terry Bradshaw hit Lynn Swann with a 24-yard touchdown pass 3:19 into overtime to thwart the Patriots hopes for victory.

11/08/81.....Miami 30, at Patriots 27..... L

New England's John Smith nailed a 34-yard field goal with 10 seconds remaining in regulation that sent the game into overtime. The Dolphins' Uwe von Schamann kicked a 30-yard field goal, 7:09 into the extra quarter, that gave Miami the victory.

09/04/83.....Balt. Colts 29, at Patriots 23..... L

The Colts' Raul Allegre kicked a 33-yard field goal as time expired in the fourth quarter to send the game into overtime. On the first play of overtime, Baltimore's LB Johnnie Cooks picked up a Tony Collins fumble and rumbled 52 yards for the game-winning score.

11/24/85.....at N.Y. Jets 16, Patriots 13..... L

New England's Tony Franklin sent the game into overtime with a 28-yard field goal with 16 seconds remaining in regulation. In the extra session, the Jets' Pat Leahy kicked a 32-yard field goal to give the Jets a 16-13 win.

11/15/87.....Dallas 23, at Patriots 17..... L

The Cowboys' Roger Ruzek's 20-yard field goal with 28 seconds remaining in regulation tied the game at 17. In overtime, Dallas running back Herschel Walker trotted 60 yards for the game-winning touchdown.

11/29/87.....Philadelphia 34, at Patriots 31..... L

The Patriots scored the final 21 points of regulation to send the game into overtime tied at 31. After 12:16 elapsed in overtime, the Eagles' Paul McFadden connected from 38 yards, on his second field goal attempt in overtime.

12/11/88.....at Patriots 10, Tampa Bay 7..... W

The Patriots were victorious in overtime for the first time in franchise history, snapping their 10-game overtime losing streak. Jason Staurovsky kicked a 27-yard field goal, 3:08 into overtime, for the win.

10/29/89.....Patriots 23, at Indianapolis 20..... W

New England's Greg Davis kicked a 51-yard field goal, 9:57 into overtime, for the 23-20 victory. The Colts' Dean Biasucci sent the game into overtime when he kicked a 39-yard field goal with 51 seconds remaining in regulation.

10/20/91.....at Patriots 26, Minnesota 23..... W

With no time remaining in overtime, New England's Jason Staurovsky nailed a 42-yard field goal that gave the Patriots a 26-23 victory. The field goal attempt was Staurovsky's second in overtime.

12/08/91.....at Patriots 23, Indianapolis 17..... W

The Patriots scored the game's final 20 points and won their fourth consecutive overtime game. Hugh Millen connected with Ben Coates for a 2-yard touchdown with seven seconds remaining in regulation and then repeated the feat in overtime when he hit Michael Timpson for the 45-yard game-winning touchdown.

11/15/92.....Patriots 37, at Indianapolis 34..... W

The Patriots' Charlie Baumann scored the final six points, including the game-winning 18-yard field goal, 11:35 into the extra session. The win snapped the Patriots' nine-game losing streak during the 1992 season. Baumann's 44-yard field goal with two seconds remaining in regulation sent the game into overtime.

12/27/92.....Miami 16, at Patriots 13..... L

The Dolphins were able to clinch the AFC East crown and a bye in the first round of the playoffs, after they scored the games' final 13 points to win 16-13. Pete Stoyanovich's 35-yard field goal, 6:43 into overtime, propelled the Dolphins to victory.

09/12/93.....Detroit 19, at Patriots 16..... L

Detroit's Jason Hanson kicked a 38-yard field goal, his fourth of the day, 11:04 into overtime to lift the Lions to victory. Drew Bledsoe threw a 2-yard touchdown pass to Vincent Brisby with two seconds remaining in regulation which sent the game into overtime.

11/07/93.....Buffalo 13, at Patriots 10..... L

Buffalo's Steve Christie kicked a 27-yard field goal with 14 seconds remaining in regulation to send the contest into overtime. Each team had two opportunities to score in the extra session, and Christie kicked the game winning 32-yard field goal on Buffalo's second chance.

01/02/94.....at Patriots 33, Miami 27..... W

Drew Bledsoe connected with Michael Timpson for the 36-yard game winning touchdown to cap one of the greatest endings in Patriots history. The lead changed four times in the fourth quarter as the two teams combined for 27 points. Miami's Pete Stoyanovich sent the game into overtime with a 24-yard field goal with four seconds remaining in regulation.

11/13/94.....at Patriots 26, Minnesota 20..... W

The Patriots completed one of the greatest comebacks in team history, recovering from a 20-0 deficit to defeat the Vikings. New England's Matt Bahr sent the game into overtime when he kicked a 23-yard field goal with 14 seconds remaining. Drew Bledsoe completed a 14-yard touchdown pass to Kevin Turner 4:10 into overtime, to give the Patriots the victory.

PATRIOTS OVERTIME GAMES

10/29/95.....Carolina 20, at Patriots 17 L

The Patriots scored 14 points in the fourth quarter on two Curtis Martin touchdown runs and tied the score at 17. However, the expansion Panthers were victorious when John Kasay booted a 29-yard field goal with 7:52 remaining in the extra period.

09/22/96.....at Patriots 28, Jacksonville 25 W

The Patriots jumped out to a 22-0 first half lead but the Jaguars clawed their way back. Jaguars quarterback Mark Brunell's touchdown passes of 51, 41 and 61 yards gave them life in the second half and Mike Hollis' 27-yard field goal in the fourth quarter tied the game at 25. However, Patriots' rookie kicker Adam Vinatieri converted five of six field goal attempts, including a 40-yarder in overtime to give the Patriots the victory.

09/14/97.....at Patriots 27, N.Y. Jets 24 W

The Patriots won their third consecutive game to open the 1997 season, 27-24, in dramatic fashion when placekicker Adam Vinatieri kicked a 34-yard field goal 6:57 into overtime. The Jets had a chance to win the game at the end of regulation, but defensive end Mike Jones blocked a 29-yard field goal attempt by John Hall with 16 seconds remaining in the game.

12/13/97.....Pittsburgh 24, at Patriots 21 L

The Patriots won their third consecutive game to open the 1997 season, 27-24, in dramatic fashion when placekicker Adam Vinatieri kicked a 34-yard field goal 6:57 into overtime. The Jets had a chance to win the game at the end of regulation, but defensive end Mike Jones blocked a 29-yard field goal attempt by John Hall with 16 seconds remaining in the game.

10/25/98.....at Miami 12, Patriots 9 L

The Dolphins scored the game's final six points, including Olindo Mare's game-winning 43-yard kick. New England's Adam Vinatieri accounted for all of the Patriots' nine points, connecting on three of four field goal attempts.

12/26/99.....Buffalo 13, at Patriots 10 L

The Patriots missed two field goals, one at the end of regulation and one in overtime, and lost to Buffalo. The Bills scored a touchdown to tie the game at 10 with 4:34 remaining and Steve Christie kicked a 23-yard field goal with 1:51 remaining in overtime for the victory.

11/05/00.....Buffalo 16, at Patriots 13 L

Buffalo's Steve Christie booted a 32-yard field goal, the third of his career in overtime against the Patriots. He also tied the game with a 48-yard kick with four seconds remaining in regulation. The Patriots, playing without Drew Bledsoe, took the lead, 13-10 on a 43-yard field goal by Adam Vinatieri.

12/17/00.....Patriots 13, at Buffalo 10 W

Amid a snowstorm in Buffalo, Patriots kicker Adam Vinatieri nailed a 24-yard field goal in overtime for the victory. The game time temperature was 35 degrees, with a wind chill of six, and 40 mile-per-hour winds blew snow across the field making traction difficult for both sides. The Patriots and Bills tied the 1984 and 1985 Denver Broncos and Oakland Raiders for an NFL record as they entered overtime for the third consecutive meeting.

10/14/01.....at Patriots 29, San Diego 26 W

The Patriots scored 10 points in the final nine minutes of regulation to tie the game at 26. Adam Vinatieri kicked a 23-yard field goal with 3:31 to play and Tom Brady connected with Jermaine Wiggins for a 3-yard touchdown to tie the game with just 36 seconds remaining. In overtime, Vinatieri nailed a 44-yard field goal for the victory.

12/16/01.....Patriots 12, at Buffalo 9 W

The Patriots and Bills needed overtime to decide the outcome of their game for the fourth time in five meetings. Adam Vinatieri converted all four of his field goal attempts, including the game-winning 23-yard field goal in overtime. Former Bills RB Antowain Smith led the Patriots with 95 yards rushing, including a 38-yard run in overtime to get New England in field goal position.

01/19/02.....at Patriots 16, Raiders 13* W

Adam Vinatieri boomed a 45-yard field goal with 27 seconds remaining in regulation to tie the game up at 13 and send it into overtime. The game time temperature dipped to 25 degrees and the field was covered by five inches of snow that didn't let up until the game was over. In overtime the Patriots drove 61 yards on 15 plays and Vinatieri nailed a 23-yard field goal for the 16-13 victory. The Patriots became just the second team in postseason overtime history (16 games) to win the contest on the opening drive of the extra stanza.

*AFC Divisional Playoff Game

09/22/02.....at Patriots 41, Chiefs 38 W

The Patriots and Chiefs scored 42 points in the fourth quarter, including the last 14 by the Chiefs to tie the game at 38 at the end of regulation. The Patriots won the toss and drove 53 yards on nine plays and Adam Vinatieri nailed a 35-yard field goal for the Patriots victory. It was also the first overtime game at Gillette Stadium.

12/29/02.....at Patriots 27, Dolphins 24 W

The Patriots trailed 21-7 with 1:06 remaining in the first half, but out-scored the Dolphins 20-3 the rest of the way for their sixth consecutive overtime victory. New England scored the game's final 11 points on a Tom Brady touchdown pass to Troy Brown, they successfully converted the two-point conversion on a Brady to Christian Fauria pass and then Adam Vinatieri boomed a 43-yard field goal with 1:09 remaining in regulation. New England won the toss and drove 43 yards on seven plays and Vinatieri kicked a 35-yard game-winning field goal.

10/19/03.....Patriots 19, at Dolphins 13 W

Richard Seymour blocked a 35-yard field goal attempt with 2:00 left in the game to send the game into the extra session. In overtime, Miami's Olindo Mare missed another 35-yard attempt wide right, then a Tyrone Poole interception at the Patriots' 18-yard line snuffed out another Miami opportunity in overtime. On the next play, Tom Brady hit Troy Brown for an 82-yard touchdown strike, sending the Patriots home with a 19-13 win.

11/23/03.....Patriots 23, at Texans 20 W

The Patriots set the all-time NFL mark with their eighth consecutive overtime victory in a nail-biter in the Lone Star State. The Texans took a 20-13 lead into the final minute of the game, but Tom Brady found Daniel Graham for a four-yard touchdown strike to tie the game at 20 with just 40 seconds left in regulation. The extra frame was a possession battle until the Patriots mounted a 76-yard drive in the final minutes of overtime, ending in a 28-yard field goal by Adam Vinatieri with 45 seconds left.

YEAR-BY-YEAR ATTENDANCE

REGULAR-SEASON ATTENDANCE

YEAR	HOME GAMES			AWAY GAMES			SEASON TOTAL	
	GMS	ATTENDANCE	AVG.	GMS	ATTENDANCE	AVG.	TOTALS	AVG.
1960	7	118,260	16,894	7	110,316	15,759	228,576	16,327
1961	7	115,610	16,516	7	129,984	18,569	245,594	17,542
1962	7	150,626	21,518	7	170,983	24,426	321,609	22,972
1963	7	169,870	24,267	7	143,936	20,562	313,806	22,415
1964	7	199,652	28,522	7	175,246	25,035	374,898	26,778
1965	7	143,098	20,443	7	245,485	35,069	388,583	27,756
1966	7	190,138	27,163	7	240,668	34,381	430,806	30,772
1967*	6	138,861	23,144	8	287,279	35,910	426,140	30,439
1968**	7	156,459	22,351	7	289,204	41,315	445,663	31,833
1969	7	149,412	21,345	7	284,587	40,655	433,999	31,000
1970	7	245,537	35,077	7	361,842	51,692	607,379	43,384
1971	7	411,109	58,730	7	383,143	54,735	794,252	56,732
1972	7	426,993	60,999	7	402,159	57,451	829,152	59,225
1973	7	410,443	58,635	7	416,805	59,544	827,248	59,089
1974	7	420,903	60,129	7	411,595	58,799	832,498	59,464
1975	7	411,490	58,784	7	379,112	54,159	790,602	56,472
1976	7	378,994	54,142	7	387,432	55,347	766,426	54,745
1977	7	415,959	59,423	7	399,419	57,060	815,378	58,241
1978	8	478,978	59,872	8	455,679	56,960	934,657	58,416
1979	8	473,141	59,143	8	502,492	62,812	975,633	60,977
1980	8	458,283	57,285	8	442,001	55,250	900,284	56,268
1981	8	414,741	51,843	8	413,073	51,634	827,814	51,738
1982@	4	149,188	37,297	5	231,781	46,356	380,969	42,330
1983	8	370,958	46,370	8	416,024	52,003	786,982	49,186
1984	8	392,275	49,034	8	468,464	58,558	860,739	53,796
1985	8	438,817	54,852	8	458,341	57,293	897,158	56,072
1986	8	477,688	59,711	8	537,779	67,222	1,015,467	63,467
1987@	8	374,302	46,788	7	431,739	61,677	806,041	53,736
1988	8	438,627	54,828	8	400,372	50,047	838,999	52,437
1989	8	388,522	48,565	8	494,981	61,873	883,503	55,219
1990	8	311,623	38,953	8	417,304	52,163	728,927	45,558
1991	8	303,116	37,890	8	433,249	54,156	736,365	46,023
1992	8	308,409	38,551	8	430,820	53,853	739,229	46,202
1993	8	362,964	45,371	8	443,708	55,464	806,672	50,417
1994	8	472,718	59,090	8	481,673	60,209	954,391	59,649
1995	8	466,743	58,343	8	504,373	63,047	971,116	60,695
1996	8	468,301	58,538	8	522,829	65,354	991,130	61,946
1997	8	477,431	59,679	8	547,518	68,440	1,024,949	64,059
1998	8	475,828	59,479	8	516,846	64,606	992,674	62,042
1999	8	461,624	57,703	8	553,917	69,240	1,015,541	63,471
2000	8	458,880	57,360	8	548,258	68,532	1,007,138	62,946
2001	8	482,336	60,292	8	497,035	62,129	979,371	61,211
2002	8	547,488	68,436	8	548,581	68,573	1,096,069	68,152
2003	8	547,488	68,436	8	580,027	72,503	1,127,515	70,470
2004	8	550,048	68,756	8	558,162	69,770	1,108,210	69,263
2005	8	550,048	68,756	8	586,855	73,357	1,136,903	71,056
2006	8	550,048	68,756	8	560,722	70,090	1,110,770	69,423
2007	8	550,048	68,756	8	559,318	69,915	1,109,366	69,335
Totals	361	17,854,075	49,457	363	19,763,116	54,443	37,617,191	51,957

POSTSEASON ATTENDANCE

YEAR	HOME GAMES			AWAY/NEUTRAL GAMES			SEASON TOTAL	
	GMS	ATTENDANCE	AVG.	GMS	ATTENDANCE	AVG.	TOTAL	AVG.
1963	-	-	-	2	64,314	32,157	64,314	32,157
1976	-	-	-	1	54,037	54,037	54,037	54,037
1978	1	61,297	61,297	-	-	-	61,297	61,297
1982	-	-	-	1	68,842	68,842	68,842	68,842
1985	-	-	-	4^	308,690	77,173	308,690	77,173
1986	-	-	-	1	76,105	76,105	76,105	76,105
1994	-	-	-	1	77,452	77,452	77,452	77,452
1996	2	120,378	60,189	1^	72,301	72,301	192,679	64,226
1997	1	60,041	60,041	1	61,228	61,228	121,269	60,635
1998	-	-	-	1	72,559	72,559	72,559	72,559
2001	1	60,292	60,292	2^	137,626	68,813	197,918	65,973
2003	2	136,872	68,436	1^	71,525	71,525	208,397	69,466
2004	1	68,756	68,756	2^	143,367	71,684	212,123	70,708
2005	1	68,756	68,756	1	76,238	76,238	144,994	72,497
2006	1	68,756	68,756	2	126,243	63,122	194,999	65,000
2007	2	137,512	68,756	1^	71,101	71,101	208,613	69,538
Totals	12	782,660	65,222	22	1,481,628	67,346	2,264,288	66,597
Grand Totals	373	18,636,735	49,964	385	21,244,744	55,181	39,881,479	52,614

*-Game vs. Chargers was moved to San Diego due to a World Series scheduling conflict at Fenway Park.

**-Game vs. Jets was moved to Birmingham, Ala. due to a scheduling conflict at Fenway Park, but still considered a "home" game for the Patriots.

^ - Super Bowls played at a neutral site.

@ - 1982 and 1987 season were shortened due to player strikes.

1960 FINAL STATISTICS (5-9)

Head Coach: Lou Saban • Fourth in AFL East • Home Stadium: Boston University Field

DATE	W/L	SCORE	OPPONENT	ATTENDANCE
9/09	L	10-13	Denver	21,597
9/16	W	28-24	N.Y. Titans	19,200
9/23	L	0-13	Buffalo	20,732
10/08	W	35-0	L.A. Chargers	18,226
10/16	L	14-27	Oakland	11,500
10/23	L	24-31	at Denver	12,683
10/28	L	16-45	L.A. Chargers	13,988
11/04	W	34-28	Oakland	8,446
11/11	W	38-21	N.Y. Titans	11,653
11/18	W	42-14	Dallas Texans	14,721
11/25	L	10-24	Houston	27,123
12/04	L	14-38	at Buffalo	14,335
12/11	L	0-34	at Dallas Texans	12,000
12/18	L	21-37	at Houston	22,352

Team Statistics

Team Statistics	PATS	OPP
TOTAL FIRST DOWNS	234	237
By Rushing	86	78
By Passing	122	135
By Penalty	26	25
TOTAL NET YARDS	4116	4255
Avg. per Game	294.0	303.9
Total Offensive Plays	874	935
Avg. per Play	4.7	4.6
NET YARDS RUSHING	1512	1513
Total Rushing Plays	363	477
Avg. per Rush	4.2	3.2
Avg. per Game	108.0	108.1
NET YARDS PASSING	2604	2742
Avg. per Game	186.0	195.0
Sacked/Yards Lost	36/261	29/219
Gross Yards Passing	2885	2958
Att./Completions	475/233	429/210
Completion Pct.	46.9	49.0
Had Intercepted	23	25
PUNTS/AVERAGE	78/35.8	74/37.2
PENALTIES/YARDS	69/730	77/825
FUMBLES/BALLS LOST	36/22	41/20
TOUCHDOWNS	37	46
Rushing	11	21
Passing	25	19
Returns	1	6

Score by Periods	1	2	3	4	OT	Total
Patriots	85	47	117	37	-	286
Opponents	36	119	89	105	-	349

SCORING	TD	Ru	Pa	Rt	PAT	FG	S	TP
Cappelletti	0	0	0	0	33/36	8/22	0	60
Colicough	9	0	9	0	0/0	0/0	0	54
Christy	6	4	2	0	0/0	0/0	0	36
Lifton	4	0	4	0	0/0	0/0	0	24
Miller	3	1	2	0	0/0	0/0	0	18
Johnson	3	0	3	0	0/0	0/0	0	18
Stephens	3	0	3	0	0/0	0/0	0	18
Crawford	2	2	0	0	0/0	0/0	0	14
Songin	2	2	0	0	0/0	0/0	0	12
Beach	1	0	1	0	0/0	0/0	0	6
Burton	1	1	0	0	0/0	0/0	0	6
Livingston	1	1	0	0	0/0	0/0	0	6
Shonta	1	0	1	0	0/0	0/0	0	6
Wells	1	0	1	0	0/0	0/0	0	6
Teard	0	0	0	0	0/0	0/1	1	2
Cudzik	0	0	0	0	0/0	0/1	0	0
Patriots	37	11	25	1	33/36	8/23	1	286
Opponents	46	21	19	6	33/46	10/21	3	349

Cappelletti 30/32 PAT kick, 3/4 PAT run
Opponents 43/46 PAT kick, 0/0 others
2-pt conv.: Cappelletti 3-4, Crawford 1-1.
Patriots: 4-5. Opp.: 0-0.

RUSHING	NO	YDS	AVG	LG	TD
Miller	101	416	4.2	33	1
Christy	78	363	4.7	48	1
Burton	66	280	4.3	77	1
Crawford	51	238	4.7	39t	2
Wells	14	59	4.2	21	0
Greene	7	44	6.3	23	0
Songin	11	40	3.6	20	2
Garron	8	27	3.4	9	0
Crouthamel	4	16	4.0	6	0
Livingston	10	16	1.6	5	1
Washington	2	10	5.0	7	0
White	5	7	1.4	5	0
Beach	6	-4	-0.7	3	0
Patriots	363	1512	4.2	77	11
Opponents	477	1513	3.2	87	21

RECEIVING	NO	YDS	AVG	LG	TD
Colclough	49	666	13.6	61	9
Miller	29	284	9.8	48	2
Christ	26	268	10.3	53	2
Stephens	22	320	14.5	53	3
Burton	21	196	9.3	35	0
Lofton	19	360	18.9	39	4
Wells	14	206	14.7	78	1
Johnson	11	186	16.9	51	3
Crawford	10	92	9.2	40	0
Beach	9	132	14.7	51	1
White	3	52	17.3	31	0
Green	2	24	12.0	13	0
Atchason	2	22	11.0	14	0
Long	2	10	5.0	5	0
Cappelletti	2	18	28.0	28	0
Cudziz	1	11	11.0	11	0
Garron	1	8	8.0	8	0
Livinston	1	0	0.0	0	0
Patriots	223	2865	12.8	78	25
Opponents	210	2958	14.1	79	19

INTERCEPTIONS	NO	YDS	AVG	LG	TD
Cappelletti	4	68	17.0	27	0
Jacobs	4	26	6.5	14	0
Brunej	3	35	11.7	18	0
Washington	3	13	4.3	13	0
O'Hanley	3	1	0.3	1	0
Shonta	2	101	50.5	52	0
Soltis	2	33	16.5	33	0
Rudolph	2	13	6.5	13	0
Dee	1	14	14.0	14	0
Brown	1	8	8.0	8	0
Patriots	25	312	12.5	52	0
Opponents	23	336	14.6	66t	3

PUNTING	NO	YDS	AVG	LG	BLK
Greene	61	2253	36.9	66	1
Washington	17	539	31.7	48	0
Patriots	78	2792	35.8	66	1
Opponents	74	2750	37.2	--	0

PUNT RETURNS	NO	YDS	AVG	LG	TD
Wells	12	66	5.6	19	0
Christy	8	73	9.1	29	0
Brune	4	31	7.7	19	0
Beach	1	21	21.0	21	0
Cappelletti	1	3	3.0	3	0
Burton	1	0	0.0	0	0
Patriots	27	194	7.2	29	0
Opponents	21	361	17.2	26	3

KICK RETURNS	NO	YDS	AVG	LG	TD
Christy	24	617	25.7	52	0
Wells	11	275	28.5	33	0
Beach	7	146	20.7	33	0
Burton	4	161	40.3	59	0
Cappelletti	4	100	25.0	37	0
Bruneu	2	39	19.5	20	0
Crouthamel	2	27	13.5	15	0
Garron	1	21	21.0	21	0
Smith	1	13	13.0	13	0
Hunt	1	8	8.0	8	0
DeLuca	1	8	8.0	8	0
Livingston	1	3	3.0	3	0
Greene	1	3	3.0	3	0
Patriots	60	1421	23.7	59	0
Opponents	50	1123	22.5	58	1

Sacks: Rudolph 3.0, Dee 2.5, Jacobs 2.0, Sardisco 2.0, Addison 1.0, Hauser 0.5, Team 8.0.

FIELD GOALS	1-19	20-29	30-39	40-49	50+
Cappelletti	1-1	4-5	3-6	0-9	0-1
Cudzik	--	--	--	0-1	--
Patriots	1-1	4-5	3-6	0-10	0-1
Opponents	4-4	3-6	1-6	2-11	0-0

Cappelletti: (34G) () (50N) (23G,33G) (47N)
(12G,48N,42N) (38N,48B) (42N,37N,27G, 27G)
(39N,30G,45B,43N) () (20G,40N) (43N,27N) () ()

Gudziki: 0 0 0 0 0 0 0 0 0 0 0 0 (48N) 0

Opponents: () (23G) (38N) () (40N)(42N, 47N, 9G) (35B,41N,18G) (47N,38N) (44N) (42N) (35N,20N,32N,16G) (27N,45G) (28N,42N,24G, 49N, 46G) (32G,26G,10G).

Editors Note: Due to insufficient data, the starting line-ups from 1960-67 are incomplete.

1960 Coaching Staff: Joe Collier, Defensive Backfield, Mike Holovak, Offensive Backfield, Red Miller, Offensive Line, Jerry Smith, Defensive Line.

No AFL All-Star Game Played

PASSING	ATT	CMP	YARDS	CMP%	YDS/ATT	TD	TD%	INT	INT%	LG	SK/YDS	RATING
Songin	392	187	2476	47.7	6.32	22	5.6	15	3.8	78	--/--	70.9
Gronin	63	27	251	42.9	3.38	1	1.6	6	9.5	79	--/--	23.1
Christy	11	6	94	54.5	8.55	2	18.2	2	18.2	39	--/--	63.0
White	7	3	44	42.9	6.29	0	0.0	0	0.0	23	--/--	64.1
Dimitroff	2	0	0	0.0	0.00	0	0.0	0	0.0	0	--/--	39.6
Patriots	475	223	2865	46.9	6.03	25	5.3	23	4.8	78	36/216	63.7
Opponents	429	210	2958	49.0	6.90	19	4.4	25	5.8	--	29/216	62.7

1961 FINAL STATISTICS (9-4-1)

Head Coaches: Lou Saban (2-3), Mike Holovak (7-1-1) • Second in AFL East • Home Stadium: Boston University Field

DATE	W/L	SCORE	OPPONENT	ATTENDANCE
9/09	L	20-21	N.Y. Titans	16,683
9/16	W	45-17	Denver	14,479
9/23	W	23-21	at Buffalo	21,504
10/01	L	30-37	at N.Y. Titans	15,189
10/07	L	27-38	San Diego	17,748
10/13	T	31-31	Houston	15,070
10/22	W	52-21	Buffalo	9,398
10/29	W	18-17	at Dallas Texans	20,500
11/03	W	28-21	Dallas Texans	25,063
11/12	L	15-27	at Houston	35,649
11/17	W	20-17	Oakland	17,169
12/03	W	28-24	Denver	9,303
12/09	W	35-21	at Oakland	6,500
12/17	W	41-0	at San Diego	21,339

2-pt conv.: Parilli 1-1, Songin 0-1. Patriots 1-2, Opp.: 0-1.

RUSHING	NO	YDS	AVG	LG	TD
Lott	100	461	4.6	38	5
Garron	69	389	5.6	85t	2
Burton	82	260	3.2	43	2
Parilli	38	183	4.8	24	5
Crawford	41	148	3.6	34	0
West	26	90	3.5	31	0
Yewcic	11	51	4.6	13	1
Songin	8	39	4.9	11	0
Colclough	3	37	12.3	16	0
Schwedes	10	14	1.4	5	0
Washington	1	3	3.0	3	0

PUNT RETURNS	NO	YDS	AVG	LG	TD
Bruney	23	109	4.7	11	0
Burton	8	128	16.0	62	0
Lott	1	8	8.0	8	0
Patriots	32	245	13.0	62	0
Opponents	15	245	16.3	55	2

KICK RETURNS	NO	YDS	AVG	LG	TD
Garron	16	438	27.4	89	1
Burton	15	401	26.7	91t	1
West	7	191	27.3	37	0
Long	4	24	6.0	11	0
Beach	2	38	19.0	20	0
Webb	1	21	21.0	21	0
Ratkowski	1	17	17.0	17	0
Stephens	1	6	6.0	6	0
Schwedes	1	0	0.0	0	0
Cudzik	1	0	0.0	0	0
Patriots	49	1136	23.2	91t	2
Opponents	53	1255	23.7	90t	1

Sacks: Loudd 7.0, Dee 5.5, Addison 3.5, Hunt 3.0, Klein 2.5, Jacobs 1.0, Robutti 1.0, Hall 0.5, Team 3.0.

FIELD GOALS	1-19	20-29	30-39	40-49	50+
Cappelletti	3-3	3-7	9-14	2-8	0-0
Patriots	3-3	3-7	9-14	2-8	0-0
Opponents	4-4	4-7	1-4	0-6	0-2

Cappelletti: (28G,32G,32N) (35G) (36G, 35G,27N,46G) (34G,30G,22N,16G,46B) (42N,17G, 42N) (12G) (24G)(47N,27B) (33G,29N) (29G, 33G,42N) (32B) (32N,35N,40N) (40G,32N,38G).

Opponents: (34G,27N,52N) (26G) (10G, 41N,26N) (35N, 49N,24G) (25G,42N,32N,38N) (44N) (25G,19G) (16G,60N)(23N,18G,43N, 43N) (0).

Editors Note: Due to insufficient data, the starting line-ups from 1960-67 are incomplete.

1961 Coaching Staff: Joe Collier, Defensive Backfield, Mike Holovak, Offensive Backfield, Red Miller, Offensive Line, Jerry Smith, Defensive Line.

AFL All-Stars (7): LB Tom Addison (1), DB Fred Bruney (1), WR Gino Cappelletti (1), DE Bob Dee (1), HB Larry Garron (1), DT Jim Hunt (1), G Charlie Leo (1).

Team Statistics

	PATS	OPP
TOTAL FIRST DOWNS	238	243

By Rushing	93	72
By Passing	120	151
By Penalty	25	20

TOTAL NET YARDS	4214	4123
Avg. per Game	301.0	294.5
Total Offensive Plays	936	967
Avg. per Play	4.5	4.3

NET YARDS RUSHING	1675	1041
Total Rushing Plays	389	350
Avg. per Rush	4.3	3.0
Avg. per Game	119.6	74.4

NET YARDS PASSING	2539	3082
Avg. per Game	181.4	220.1
Sacked/Yards Lost	33/256	44/408
Gross Yards Passing	2795	3490
Att./Completions	420/206	479/241
Completion Pct.	49.0	50.3
Had Intercepted	21	22

PUNTS/AVERAGE	64/37.6	71/40.7
----------------------	----------------	----------------

PUNT RETURN/AVG	32/13.0	15/16.3
------------------------	----------------	----------------

PENALTIES/YARDS	64/659	67/662
------------------------	---------------	---------------

FUMBLES/BALLS LOST	24/9	36/20
---------------------------	-------------	--------------

TOUCHDOWNS	52	41
-------------------	-----------	-----------

Rushing	15	9
Passing	29	27
Returns	8	5

Score by Periods	1	2	3	4	OT	Total
Patriots	98	98	118	99	-	413
Opponents	45	109	51	108	-	313

SCORING	TD	Ru	Pa	Rt	PAT	FG	S	TP
Cappelletti	8	0	8	0	48/50	17/32	0	147
Lott	11	5	6	0	0/0	0/0	0	66
Colclough	9	0	9	0	0/0	0/0	0	54
Garron	6	2	3	1	0/0	0/0	0	36
Parilli	5	5	0	0	1/1	0/0	0	32
Webb	4	0	0	4	0/0	0/0	0	24
Stephens	3	0	2	1	0/0	0/0	0	18
Burton	3	2	0	1	0/0	0/0	0	18
Johnson	1	0	1	0	0/0	0/0	0	6
Moore	1	0	0	1	0/0	0/0	0	6
Yewcic	1	1	0	0	0/0	0/0	0	6
Songin	0	0	0	0	0/1	0/0	0	0
Patriots	52	15	29	8	49/5217/32	0	413	
Opponents	41	9	27	5	40/41	9/23	0	313

RECEIVING	NO	YDS	AVG	LG	TD
Cappelletti	45	768	17.1	53	8
Colclough	42	757	18.0	58t	9
Lott	32	333	10.4	47	6
Garron	24	341	14.2	51t	2
Stephens	19	186	9.8	31	2
Burton	13	115	8.8	45	0
Crawford	9	85	9.4	25	0
Johnson	9	82	9.1	21	1
Yewcic	6	56	9.3	46	0
West	5	42	8.4	18	0
Schwedes	1	21	21.0	21	0
Shonta	1	9	9.0	9	0

Patriots	206	2795	13.6	58t	29
Opponents	241	3490	14.5	75t	27

INTERCEPTIONS	NO	YDS	AVG	LG	TD
Webb	5	153	30.6	59	2
Washington	4	45	11.3	33	0
Addison	4	17	4.3	10	0
Bruney	2	20	10.0	12	0
Robutti	2	18	9.0	11	0
Hall	2	12	6.0	12	0
Beach	1	37	37.0	37	0
Loudd	1	12	12.0	12	0
Shonta	1	12	12.0	12	0

Patriots	22	326	14.8	59	2
Opponents	21	198	9.4	38	1

PUNTING	NO	YDS	AVG	LG	BLK
Yewcic	64	2406	37.6	64	2
Patriots	64	2406	37.6	64	2
Opponents	71	2887	40.7	70	2

PASSING	ATT	CMP	YARDS	CMP%	YDS/ATT	TD	TD%	INT	INT%	LG	SK/YDS	RATING
Songin	212	98	1429	46.2	6.74	14	6.6	9	4.2	58t	--/--	73.0
Parilli	198	104	1314	52.5	6.64	13	6.6	9	4.5	53	--/--	76.5
Yewcic	8	3	25	37.5	3.13	1	12.5	2	25.0	18t	--/--	46.4
Cappelletti	1	1	27	100.0	27.00	1	100.0	0	0.0	27t	--/--	158.3
Burton	1	0	0	0.0	0.00	0	0.0	1	0.0	0	--/--	0.0
Patriots	420	206	2795	49.0	6.65	29	6.9	21	5.0	58t	33/256	72.9
Opponents	479	241	3490	50.3	7.29	27	5.6	22	4.6	75t	44/408	72.0

1962 FINAL STATISTICS (9-4-1)

Head Coach: Mike Holovak • Second in AFL East • Home Stadium: Boston University Field

DATE	W/L	SCORE	OPPONENT	ATTENDANCE
9/08	L	28-42	at Dallas Texans	32,000
9/16	W	34-21	* Houston	32,276
9/21	W	41-16	Denver	21,038
10/06	W	43-14	at N.Y. Titans	14,412
10/12	L	7-27	Dallas Texans	23,874
10/19	W	24-20	San Diego	20,888
10/26	W	26-16	Oakland	12,514
11/03	T	28-28	at Buffalo	33,247
11/11	W	33-29	at Denver	28,187
11/18	L	17-21	at Houston	35,250
11/23	W	21-10	Buffalo	20,021
11/30	W	24-17	N.Y. Titans	20,015
12/09	W	20-14	at San Diego	19,887
12/16	L	0-20	at Oakland	8,000

*Harvard Stadium

SCORING	TD	Ru	Pa	Rt	PAT	FG	S	TP
Cappelletti	5	0	5	0	38/40	20/37	0	128
Colclough	10	0	10	0	0/0	0/0	0	60
Burton	7	2	4	1	0/0	0/0	0	42
Garron	6	2	3	1	0/0	0/0	0	36
Crawford	4	2	2	0	1/1	0/0	0	26
Yewcic	2	2	0	0	0/0	0/0	0	12
Parilli	2	2	0	0	0/0	0/0	0	12
Romeo	1	0	1	0	0/0	0/0	0	6
Addison	1	0	0	1	0/0	0/0	0	6
King	1	1	0	0	0/0	0/0	0	6
Bruney	1	0	0	1	0/0	0/0	0	6
Hall	1	0	0	1	0/0	0/0	0	6

Patriots 41 11 25 5 39/41 20/37 0 346
Opponents 36 14 19 3 33/36 15/26 0 295

2-pt conv: Crawford 1-1, Patriots 1-1, Opp.: 1-3.

Team Statistics

	PATS	OPP
TOTAL FIRST DOWNS	230	220
By Rushing	100	68
By Passing	114	136
By Penalty	16	16
TOTAL NET YARDS	4736	4534
Avg. per Game	338.3	323.9
Total Offensive Plays	943	982
Avg. per Play	5.0	4.6
NET YARDS RUSHING	1970	1426
Total Rushing Plays	432	393
Avg. per Rush	4.6	3.6
Avg. per Game	140.7	101.9
NET YARDS PASSING	2766	3108
Avg. per Game	197.6	222.0
Sacked/Yards Lost	23/164	34/327
Gross Yards Passing	2930	3435
Att./Completions	382/195	450/216
Completion Pct.	51.0	48.0
Had Intercepted	13	25
PUNTS/AVERAGE	69/38.5	79/38.5
PUNT RETURNS/AVG	26/5.3	11/4.9
PENALTIES/YARDS	52/456	62/554
FUMBLES/BALLS LOST	37/20	26/10
TOUCHDOWNS	41	36
Rushing	11	14
Passing	25	19
Returns	5	3
Score by Periods	1 2 3 4 OT Total	
Patriots	50 116 78 102	- 346
Opponents	65 104 55 71	- 295

RUSHING	NO	YDS	AVG	LG	TD
Burton	134	548	4.1	59	2
Crawford	139	459	3.3	22	2
Garron	67	392	5.9	41t	2
Yewcic	33	215	6.5	27t	2
Parilli	28	169	6.0	33t	2
King	21	144	6.9	71t	1
Lott	8	34	4.3	11	0
Colclough	1	14	14.0	14	0
Cappelletti	1	-5	-5.0	-5	0
Patriots	432	1970	4.6	71t	11
Opponents	393	1426	3.6	63t	14

RECEIVING	NO	YDS	AVG	LG	TD
Colclough	40	868	21.7	78t	10
Burton	40	461	11.5	69t	4
Romeo	34	608	17.8	62	1
Cappelletti	34	479	14.0	40	5
Crawford	22	224	10.1	44	2
Garron	18	236	8.4	63t	3
King	5	42	8.4	33	0
Webb	1	11	11.0	11	0
Lott	1	1	1.0	1	0
Patriots	195	2930	15.0	78t	25
Opponents	216	3435	15.9	97t	19

INTERCEPTIONS	NO	YDS	AVG	LG	TD
O'Hanley	5	83	16.6	28	0
Felt	5	73	14.6	22	0
Addison	5	42	8.4	16	1
Hall	3	94	31.3	47t	1
Bruney	3	70	23.3	33t	1
Buoniconti	2	3	1.5	3	0
Shonta	2	0	0.0	0	0
Patriots	25	365	14.6	47	3
Opponents	13	55	4.2	15	1

PUNTING	NO	YDS	AVG	LG	BLK
Yewcic	69	2654	38.5	56	1
Patriots	69	2654	38.5	56	1
Opponents	79	3040	38.5	75	0

PUNT RETURNS	NO	YDS	AVG	LG	TD
Burton	21	122	5.8	22	0
Bruney	3	8	2.7	7	0
Buoniconti	1	8	8.0	8	0
Hall	1	0	0.0	0	0
Patriots	26	138	5.3	22	0
Opponents	11	54	4.9	15	0

KICK RETURNS	NO	YDS	AVG	LG	TD
Garron	24	686	28.6	95t	1
Burton	13	238	18.3	42	0
King	9	177	19.7	28	0
Stephens	2	46	23.0	31	0
Crawford	2	24	12.0	18	0
Loudd	1	15	15.0	15	0
Dee	1	14	14.0	14	0
Jacobs	1	0	0.0	0	0
Patriots	53	1200	22.6	95t	1
Opponents	64	1697	26.5	93t	1

Sacks: Eisenhauer 5.5, Addison 5.0, Dee 4.0, Richardson 3.0, Rudolph 3.0, Klein 1.5, Bruney 1.0, Buoniconti 1.0, Team 4.0.

FIELD GOALS	1-19	20-29	30-39	40-49	50+
Cappelletti	7-9	5-9	7-11	1-6	0-0
Patriots	7-9	5-9	7-11	1-6	0-0
Opponents	5-7	3-5	3-5	4-9	0-0

Cappelletti: (46B) (16N,46G,20G) (28G,33G) (28G,12G,38G) (44N,47N) (13G,31N) (25G, 17G,31G,11G) (38N) (35G,37G,18G,14N, 39G) (30N,26G,20N,26N) (25N) (32G) (29N,18G, 43B, 9G) (37N,44N,32N,26N).

Opponents: () (49N,10N) (37B,18G) () (33G, 26N,24G) (43G,27G) (19G,27N) (14N,46N) (39N,16G,19G,46G,45N) () (36G) (47N,47N,37G) (42G,42G) (19G,21G).

Editors Note: Due to insufficient data, the starting line-ups from 1960-67 are incomplete.

1962 Coaching Staff: Fred Bruney, Defensive Backfield, Marion Campbell, Defensive Line, Art Spinney, Offensive Line.

AFL All-Stars (6): LB Tom Addison (2), DB Fred Bruney (2), DE Larry Eisenhauer (1), WR Jim Colclough (1), DB Dick Felt (1), T Charlie Long (1).

PASSING	ATT	CMP	YARDS	CMP%	YDS/ATT	TD	TD%	INT	INT%	LG	SK/YDS	RATING
Parilli	252	140	1988	55.3	7.86	18	7.1	8	3.2	67t	--/--	91.8
Yewcic	126	54	903	42.9	7.17	7	5.6	5	4.0	78t	--/--	69.6
Garron	3	1	39	33.3	13.00	0	0.0	0	0.0	39	--/--	81.9
Patriots	382	195	2930	51.0	7.67	25	6.5	13	3.4	78t	23/164	84.2
Opponents	450	216	3435	48.0	7.63	19	4.2	25	5.6	97t	34/327	64.8

1963 FINAL STATISTICS (7-6-1)

Head Coach: Mike Holovac • First in AFL East • Home Stadium: Fenway Park

DATE	W/L	SCORE	OPPONENT	ATTENDANCE
9/08	W	38-14	* N.Y. Jets	24,120
9/14	L	13-17	at San Diego	26,097
9/22	W	20-14	at Oakland	17,131
9/29	L	10-14	at Denver	18,636
10/05	L	24-31	at N.Y. Jets	16,769
10/11	W	20-14	Oakland	26,494
10/18	W	40-21	Denver	25,418
10/26	L	21-28	at Buffalo	29,243
11/01	W	45-3	Houston	31,185
11/10	L	6-7	San Diego	28,402
11/17	T	24-24	Kansas City	17,270
12/01	W	17-7	Buffalo	16,981
12/08	W	46-28	at Houston	23,462
12/14	L	3-35	at Kansas City	12,598
AFL Playoffs				
12/28	W	26-8	at Buffalo	33,044
1/05	L	10-51	at San Diego	30,127

* game played at Boston College Alumni Stadium.

Team Statistics

	PATS	OPP
TOTAL FIRST DOWNS	227	222
By Rushing	92	59
By Passing	115	144
By Penalty	20	19
TOTAL NET YARDS	4201	3834
Avg. per Game	300.1	273.9
Total Offensive Plays	874	842
Avg. per Play	4.8	4.6
NET YARDS RUSHING	1618	1107
Total Rushing Plays	437	310
Avg. per Rush	3.7	3.6
Avg. per Game	115.6	79.1
NET YARDS PASSING	2583	2727
Avg. per Game	184.5	194.8
Sacked/Yards Lost	27/233	56/526
Gross Yards Passing	2816	3253
Att./Completions	410/184	476/230
Completion Pct.	44.9	48.3
Had Intercepted	29	29
PUNTS/AVERAGE	75/38.4	88/39.9
PUNT RETURNS/AVG	40/9.3	25/13.0
PENALTIES/YARDS	64/614	62/1583
FUMBLES/BALLS LOST	29/12	27/13
TOUCHDOWNS	37	35
Rushing	16	12
Passing	17	21
Returns	4	2

Score by Periods	1	2	3	4	OT	Total
Patriots	60	97	72	98	-	327
Opponents	56	69	59	73	-	257

SCORING	TD	Ru	Pa	Rt	PAT	FG	S	TP
Cappelletti	2	0	2	0	35/36	22/38	0	113
Graham	5	0	5	0	0/0	0/0	0	30
Crump	5	5	0	0	0/0	0/0	0	30
Parilli	5	5	0	0	0/0	0/0	0	30
Garron	4	2	2	0	0/0	0/0	0	24
Lott	4	2	2	0	0/0	0/0	0	24
Colclough	3	0	3	0	0/0	0/0	0	18
Romeo	2	0	2	0	0/0	0/0	0	12
Suci	2	0	0	2	0/0	0/0	0	12
Buoniconti	1	0	0	1	0/0	0/0	0	6
Crawford	1	1	0	0	0/1	0/0	0	6
Yewcic	1	1	0	0	0/0	0/0	0	6
Neumann	1	0	1	0	0/0	0/0	0	6
Hunt	1	0	0	1	0/0	0/0	0	6
Team	0	0	0	0	0/0	0/0	1	2
Patriots	37	16	17	4	35/37	22/38	1	327
Opponents	35	12	21	2	35/35	4/21	0	257

2-pt conv.: Crawford 0-1, Patriots 0-1, Opp.: 0-0.

RUSHING	NO	YDS	AVG	LG	TD
Garron	179	750	4.1	47L	2
Crawford	71	233	3.3	19	1
Yewcic	22	161	7.3	46	1
Neumann	44	148	3.4	17	0
Parilli	36	126	3.5	19	5
Crump	49	120	2.5	21	5
Lott	35	78	2.2	7	2
Cappelletti	1	2	2.0	2	0
Patriots	437	1618	3.7	47L	16
Opponents	310	1107	3.6	68L	12

RECEIVING	NO	YDS	AVG	LG	TD
Cappelletti	42	693	16.5	56T	3
Cappelletti	34	493	14.5	38	2
Romeo	32	418	13.1	38	2
Garron	26	418	16.0	76L	2
Graham	21	550	26.1	77L	5
Hunt	10	89	8.9	28	0
Neumann	10	48	4.8	16	1
Crump	6	46	7.7	12	0
Lott	3	61	20.3	55L	1
Patriots	184	2816	15.3	77L	17
Opponents	230	3253	14.1	74L	21

INTERCEPTIONS	NO	YDS	AVG	LG	TD
Suci	7	277	39.6	98T	2
Addison	4	27	6.7	17	0
Felt	3	81	27.0	35	0
O'Hanley	3	79	26.3	61	0
Buoniconti	3	42	14.0	26	0
Hall	3	24	8.0	14	0
Shonta	3	15	5.0	12	0
Hunt	1	78	78.0	78L	1
Stephens	1	22	22.0	22	0
Eisenhauer	1	0	0.0	0	0
Patriots	29	645	22.2	98T	3
Opponents	29	353	12.2	62L	1

PUNTING	NO	YDS	AVG	LG	BLK
Yewcic	75	2880	38.4	65	2
Patriots	75	2880	38.4	65	2
Opponents	88	3515	39.9	68	1

PUNT RETURNS	NO	YDS	AVG	LG	TD
Suci	25	233	9.3	22	0
Stephens	14	117	8.3	26	0
Garron	1	23	23.0	23	0
Patriots	40	373	9.3	26	0
Opponents	25	325	13.0	61	0

KICK RETURNS	NO	YDS	AVG	LG	TD
Garron	28	693	24.7	58	0
Suci	17	360	21.1	35	0
Crump	3	33	11.0	14	0
Watson	1	9	9.0	9	0
Yates	1	0	0.0	0	0
Patriots	50	1095	21.9	58	0
Opponents	68	1587	23.3	47	0

Sacks: Eisenhauer 9.0, Dee 7.0, Buoniconti 6.5, Rudolph 6.0, Antwine 4.0, Addison 2.5, Hall 2.0, Richardson 1.0, Team 8.0.

FIELD GOALS	1-19	20-29	30-39	40-49	50+
Cappelletti	2-3	3-4	12-16	5-14	0-1
Patriots	2-3	3-4	12-16	5-14	0-1
Opponents	0-1	1-2	2-9	1-8	0-1

Cappelletti: (47N,31G,44N) (35G,9N,36G) (46G,47G) (49N,18G) (45N,22G) (37G,32G) (24G,34G,42G,32G) (25B) (48N,40N,37N, 37G) (38N,36G,25G,37N,53N) (32G,40N, 43N) (41N,43G) (33G,38N,32G,44G) (14G).

Opponents: (39N) (30N,31G) () (43N, 38N, 52N) (36G,38N) () (40N,42B) (46G) (12N, 48N) (36N,27G,25N,45N) (37N) () (41N,37N, 49N).

Editors Note: Due to insufficient data, the starting line-ups from 1960-67 are incomplete.

1963 Coaching Staff: Fred Bruney, Defensive Backfield, Marion Campbell, Defensive Line, Art Spinney, Offensive Line.

AFL All-Stars (11): LB Tom Addison (3), DT Houston Antwine (1), LB Nick Buoniconti (1), WR/K Gino Cappelletti (2), DE Bob Dee (2), DE Larry Eisenhauer (2), RB Larry Garron (2), DB Ron Hall (1), G Charlie Long (2), G Billy Neighbors (1), QB Babe Parilli (1).

PASSING	ATT	CMP	YARDS	CMP%	YDS/ATT	TD	TD%	INT	INT%	LG	SK/YDS	RATING
Parilli	337	153	2345	45.4	6.96	13	3.9	24	7.1	77L	--/--	52.1
Yewcic	70	29	444	41.4	6.34	4	5.7	5	7.1	57L	--/--	52.3
Crawford	2	2	27	100.0	13.5	0	0.0	0	0.0	15	--/--	118.8
Garron	1	0	0	0.0	0.0	0	0.0	0	0.0	0	--/--	39.6
Patriots	410	184	2816	44.9	6.87	17	4.1	29	7.1	77L	27/233	52.5
Opponents	476	230	3253	48.3	6.83	21	4.4	29	6.1	74L	56/526	60.2

1964 FINAL STATISTICS (10-3-1)

Head Coach: Mike Holovak • Second in AFL East • Home Stadium: Fenway Park

DATE	W/L	SCORE	OPPONENT	ATTENDANCE
9/13	W	17-14	at Oakland	21,126
9/20	W	33-28	at San Diego	20,568
9/27	W	26-10	N.Y. Jets	22,716
10/04	W	39-10	at Denver	15,485
10/09	L	17-26	San Diego	35,096
10/16	T	43-43	Oakland	23,279
10/23	W	24-7	Kansas City	27,400
10/31	L	14-35	at N.Y. Jets	45,003
11/06	W	25-24	Houston	28,161
11/15	W	36-28	at Buffalo	42,308
11/20	W	12-7	Denver	24,979
11/29	W	34-17	at Houston	17,560
12/06	W	31-24	at Kansas City	13,166
12/20	L	14-24	Buffalo	38,021

Team Statistics

	PATS	OPP
TOTAL FIRST DOWNS	226	243
By Rushing	66	63
By Passing	144	165
By Penalty	16	15
TOTAL NET YARDS	4527	4360
Avg. per Game	323.4	311.4
Total Offensive Plays	856	933
Avg. per Play	5.1	4.7
NET YARDS RUSHING	1361	1143
Total Rushing Plays	381	356
Avg. per Rush	3.6	3.2
Avg. per Game	97.2	81.6
NET YARDS PASSING	3166	3217
Avg. per Game	226.1	229.8
Sacked/Yards Lost	29/301	47/428
Gross Yards Passing	3467	3645
Att./Completions	476/229	530/261
Completion Pct.	48.1	49.2
Had Intercepted	27	31
PUNTS/AVERAGE	78/38.0	82/41.5
PUNT RETURNS/AVG	38/7.3	24/7.7
PENALTIES/YARDS	53/467	84/744
FUMBLES/BALLS LOST	23/12	33/16
TOUCHDOWNS	41	36
Rushing	9	10
Passing	31	23
Returns	1	3
Score by Periods	1 2 3 4 OT Total	
Patriots	61 84 98 122 -	365
Opponents	65 81 69 82 -	297

SCORING	TD	Ru	Pa	Rt	PAT	FG	S	TP
Cappelletti	7	0	7	0	37/37	25/39	0	155
Garron	9	2	7	0	0/0	0/0	0	54
Graham	6	0	6	0	0/0	0/0	0	36
Colclough	5	0	5	0	2/2	0/0	0	34
Burton	5	3	2	0	0/0	0/0	0	30
Romeo	4	0	4	0	0/0	0/0	0	24
Garrett	2	2	0	0	0/0	0/0	0	12
Parilli	2	2	0	0	0/2	0/0	0	12
O'Hanley	1	0	0	1	0/0	0/0	0	6
Rudolph	0	0	0	0	0/0	0/0	1	2
Patriots	41	9	31	1	39/41	25/39	1	365
Opponents	36	10	23	3	34/36	14/30	0	297

2-pt conv.: Cappelletti 1-1, Colclough 2-2, Parilli 0-2. Patriots 3-5, Opp.: 2-3.

RUSHING	NO	YDS	AVG	LG	TD
Garron	183	585	3.2	16	2
Burton	102	340	3.3	33	3
Garrett	56	259	4.6	58	2
Parilli	34	168	4.9	32	2
Cappelletti	1	7	7.0	7	0
Yewcic	5	2	0.4	2	0
Patriots	381	1361	3.6	58	9
Opponents	356	1143	3.2	71	10

RECEIVING	NO	YDS	AVG	LG	TD
Cappelletti	49	865	17.7	58t	7
Graham	45	720	16.0	80t	6
Garron	40	350	8.8	52t	7
Colclough	32	657	20.5	59t	5
Burton	27	306	11.3	59t	2
Romeo	26	445	17.1	38	4
Garrett	8	101	12.6	57	0
Snyder	1	12	12.0	12	0
Crawford	1	11	11.0	11	0
Patriots	229	3467	15.1	80t	31
Opponents	261	3645	14.0	80t	23

INTERCEPTIONS	NO	YDS	AVG	LG	TD
Hall	11	148	13.5	50	0
Webb	6	43	7.2	25	0
Buoniconti	5	75	15.0	26	0
O'Hanley	3	120	40.0	47	1
Felt	2	10	5.0	8	0
Addison	2	4	2.0	4	0
Shonta	1	21	21.0	21	0
Dukes	1	6	6.0	6	0
Patriots	31	427	13.8	50	1
Opponents	27	485	18.0	70	1

PUNTING	NO	YDS	AVG	LG	BLK
Yewcic	73	2787	38.7	63	1
Parilli	5	180	36.0	45	0
Patriots	78	2967	38.0	63	1
Opponents	82	3401	41.5	67	1

PUNT RETURNS	NO	YDS	AVG	LG	TD
Burton	11	78	7.1	19	0
Cloutier	20	136	6.8	40	0
Stephens	5	34	6.8	11	0
Garrett	2	28	14.0	28	0
Patriots	38	276	7.3	40	0
Opponents	24	185	7.7	52	0

Sacks: Eisenhauer 7.5, Antwine 5.5, Buoniconti 4.5, Dee 3.5, St. Jean 3.0, Hunt 2.5, Richardson 2.5, Rudolph 2.5, Dukes 2.0, O'Hanley 1.0, Shonta 1.0, Team 2.0.

FIELD GOALS	1-19	20-29	30-39	40-49	50+
Cappelletti	6-6	5-6	5-9	8-16	1-2
Patriots	6-6	5-6	5-9	8-16	1-2
Opponents	5-6	0-2	5-8	4-13	0-1

Cappelletti: (47N,46N,48G) (41G,57N, 45N, 26N,32G,37G,37G) (47G,26G, 49N,41G,42G, 44N) (11G,30G,16G, 47G,14G,17G) (48G) (41N,31N) (25G) (30N) (25G,33G,22G,41G) (35N,51G) (35N,28G,15G,45N) (12G) (46N).

Opponents: (47N,48N) (26N,30G,12G) (40G, 47N) (32G) (54N,16G,17G) (41G, 33N,37G, 9B,38G) (43G) (46N,23N, 10G) (41G,33G, 35N) (46N,39N) (49N, 49G,41N) (42G) (12N).

Editors Note: Due to insufficient data, the starting line-ups from 1960-67 are incomplete.

1964 Coaching Staff: Art Spinney, Offensive Line, Carl Taseff, Defensive Backs, Chuck Weber, Defensive Line/Backfield.

AFL All-Stars (9): LB Tom Addison (4), DT Houston Antwine (2), LB Nick Buoniconti (2), WR/K Gino Cappelletti (3), DE Bob Dee (3), DE Larry Eisenhauer (3), RB Larry Garron (3), C Jon Morris (1), QB Babe Parilli (2).

PASSING	ATT	CMP	YARDS	CMP%	YDS/ATT	TD	TD%	INT	INT%	LG	SK/YDS	RATING
Parilli	473	228	3465	48.2	7.33	31	6.6	27	5.7	80t	27/279	70.8
Garron	2	0	0	0.0	0.0	0	0.0	0	0.0	0	0/0	39.6
Yewcic	1	1	2	100.0	2.0	0	0.0	0	0.0	2	0/0	79.2
Cappelletti	0	0	0	0.0	0.0	0	0.0	0	0.0	0	1/11	--
Patriots	476	229	3467	48.1	7.28	31	6.5	27	5.7	80t	29/301	70.6
Opponents	530	261	3645	49.2	6.88	23	4.3	31	5.8	80t	47/428	61.9

1965 FINAL STATISTICS (4-8-2)

Head Coach: Mike Holovak • Third in AFL East • Home Stadium: Fenway Park

DATE	W/L	SCORE	OPPONENT	ATTENDANCE
9/11	L	7-24	at Buffalo	45,502
9/19	L	10-31	at Houston	32,445
9/24	L	10-27	Denver	26,782
10/03	L	17-27	at Kansas City	26,773
10/08	L	10-24	Oakland	24,824
10/17	T	13-13	San Diego	20,924
10/24	L	21-30	at Oakland	20,858
10/31	W	22-6	at San Diego	33,366
11/07	L	7-23	Buffalo	24,415
11/14	L	20-30	N.Y. Jets	18,589
11/21	T	10-10	Kansas City	13,056
11/28	W	27-23	at N.Y. Jets	59,334
12/12	W	28-20	at Denver	27,207
12/18	W	42-14	Houston	14,508

Team Statistics

	PATS	OPP
TOTAL FIRST DOWNS	214	232
By Rushing	55	92
By Passing	130	127
By Penalty	29	13
TOTAL NET YARDS	3624	4131
Avg. per Game	258.9	295.1
Total Offensive Plays	883	886
Avg. per Play	4.1	4.7
NET YARDS RUSHING	1117	1531
Total Rushing Plays	373	425
Avg. per Rush	3.0	3.6
Avg. per Game	79.8	109.4
NET YARDS PASSING	2507	2600
Avg. per Game	179.1	185.7
Sacks/Yards Lost	37/347	30/291
Gross Yards Passing	2854	2891
Att./Completions	473/193	431/206
Completion Pct.	40.8	47.8
Had Intercepted	29	21
PUNTS/AVERAGE	82/40.1	78/42.1
PENALTIES/YARDS	58/537	72/658
FUMBLES/BALLS LOST	24/12	24/9
TOUCHDOWNS	27	34
Rushing	8	10
Passing	19	17
Returns	0	7
Score by Periods	1 2 3 4 OT Total	
Patriots	39 98 46 61 - 244	
Opponents	60 87 62 93 - 302	

SCORING	TD	Ru	Pa	Rt	PAT	FG	S	TP
Cappelletti	9	0	9	0	27/27	17/27	0	132
Nance	5	5	0	0	0	0	0	30
Burton	3	1	2	0	0	0	0	18
Colclough	3	0	3	0	0	0	0	18
Garrett	3	1	2	0	0	0	0	18
Romeo	2	0	2	0	0	0	0	12
Garron	2	1	1	0	0	0	0	12
Cunningham	0	0	0	0	0	1	2	
Team	0	0	0	0	0	0	1	2
Patriots	27	8	19	0	27/27	17/27	2	244
Opponent	34	10	17	7	28/28	22/40	0	302

2-pt conv: Patriots 0-0; Opp. 2-6 (1-4 pass; 1-2 run)

RUSHING	NO	YDS	AVG	LG	TD
Nance	111	321	2.9	20	5
Garron	74	259	3.5	59	1
Parilli	50	200	4.0	17	0
Garrett	42	147	3.5	26	1
Burton	45	108	2.4	22	1
Bellino	24	49	2.0	10	0
Johnson	19	29	1.5	9	0
Wilson	8	4	0.5	17	0
Patriots	373	1117	3.0	59	8
Opponents	425	1531	3.6	63t	10

RECEIVING	NO	YDS	AVG	LG	TD
Colclough	40	677	16.9	41	3
Cappelletti	37	680	18.4	57t	9
Graham	25	316	12.6	33	0
Whalen	22	381	17.3	67	0
Garron	15	222	14.8	52	1
Romeo	15	203	13.5	36	2
Nance	12	83	6.9	22	0
Burton	10	127	12.7	73t	2
Garrett	7	49	7.0	15	2
Bellino	5	74	14.8	20	0
Johnson	4	29	7.3	23	0
Yewcic	1	13	13.0	13	0
Patriots	193	2854	14.8	73t	19
Opponents	206	2891	14.0	85t	17

INTERCEPTIONS	NO	YDS	AVG	LG	TD
Hall	3	35	11.7	29	0
Buoniconti	3	31	10.3	26	0
Shonta	2	46	23.0	27	0
Webb	2	45	22.5	45	0
Cunningham	2	16	8.0	10	0
Hennessey	2	14	7.0	14	0
Graves	2	0	0.0	0	0
Farmer	1	16	16.0	16	0
Addison	1	13	13.0	13	0
Dukes	1	10	10.0	10	0
O'Hanley	1	5	5.0	5	0
Antwine	1	2	2.0	2	0
Patriots	21	233	11.1	45	0
Opponents	29	365	12.6	38t	4

PUNTING	NO	YDS	AVG	LG	BLK
Yewcic	76	3094	40.7	70	2
Wilson	6	194	36.0	49	1
Patriots	82	3288	40.1	70	3
Opponents	78	3281	42.1	64	0

PUNT RETURNS	NO	FC	YDS	AVG	LG	TD
Burton	15	0	61	4.1	12	0
Cunningham	5	0	35	7.0	13	0
Hennessey	5	0	21	4.2	9	0
Garrett	1	0	19	19.0	19	0
Nance	1	0	16	16.0	16	0
Patriots	27	0	152	5.6	19	0
Opponents	33	0	232	7.0	41	0

Sacks: Eisenhower 9.5, Antwine 3.5, Hunt 3.0, Buoniconti 2.0, Pyne 2.0, St. Jean 2.0, Addison 1.0, Hall 1.0, Dukes 0.5, Long 0.5, Team 2.0.

FIELD GOALS	1-19	20-29	30-39	40-49	50+
Cappelletti	5/5	4/7	7/11	0/2	1/2
Patriots	5/5	4/7	7/11	0/2	1/2
Opponents	11/11	3/5	5/14	3/8	0/2

Cappelletti: (47n) (33G,38n,25b) (16G) (18G) (13G) (21G,26b,22G) (-) (36n,30G, 33G) (29n) (35n,30G,30G,42n) (17G) (33G,53G) (-) (36n,20G,50n,10G, 24G, 31G).

Opponents: (34n,36G,30b) (36n,36b, 45G) (30G,18G) (14G,48G,43n,51n,36n) (47n,39n, 38G,37n) (40G,42n,10G) (22G, 34n,19G,9G) (49n,42n) (28G,16G,32G) (16G,19G,14G) (50n,32G,37n) (25n,14G, 13G,26G)(27b) ().

Editors Note: Due to insufficient data, the starting line-ups from 1960-67 are incomplete.

1965 Coaching Staff: Jesse Richardson, Defensive Line, Art Spinney, Offensive Line, Chuck Weber, Defensive Line/ Backfield.

AFL All-Stars (4): DT Houston Antwine (3), LB Nick Buoniconti (3), DE Bob Dee (4), C Jon Morris (2).

PASSING	ATT	CMP	YARDS	CMP%	YDS/ATT	TD	TD%	INT	INT%	LG	SK/YDS	RATING
Parilli	426	173	2597	40.6	6.10	18	4.2	26	6.1	73t	--/--	50.0
Wilson	46	20	257	43.5	5.59	1	2.2	3	6.5	30	--/--	41.7
Yewcic	1	0	0	0.0	0.00	0	0.0	0	0.0	0	--/--	39.6
Patriots	473	193	2854	40.8	6.03	19	4.0	29	6.1	73t	37/347	49.1
Opponents	431	206	2891	47.8	6.71	17	3.9	21	4.9	85t	30/291	62.7

1966 FINAL STATISTICS (8-4-2)

Head Coach: Mike Holovak • Second in AFL East • Home Stadium: Fenway Park

DATE	W/L	SCORE	OPPONENT	ATTENDANCE
9/10	L	0-24	at San Diego	29,539
9/18	W	24-10	at Denver	25,337
9/25	L	24-43	Kansas City	22,641
10/02	T	24-24	N.Y. Jets	27,255
10/08	W	20-10	at Buffalo	45,542
10/23	W	35-17	San Diego	32,371
10/30	W	24-21	Oakland	26,941
11/06	L	10-17	Denver	18,154
11/13	W	27-21	Houston	23,426
11/20	T	27-27	at Kansas City	41,475
11/27	W	20-14	at Miami	22,754
12/04	W	14-3	Buffalo	39,350
12/11	W	38-14	at Houston	17,100
12/17	L	28-38	at N.Y. Jets	58,921

Team Statistics

	PATS	OPP
TOTAL FIRST DOWNS	243	243
By Rushing	100	68
By Passing	121	153
By Penalty	22	22
TOTAL NET YARDS	4536	4491
Avg. per Game	324.0	320.8
Total Offensive Plays	889	900
Avg. per Play	5.1	5.0
NET YARDS RUSHING	1963	1135
Total Rushing Plays	471	369
Avg. per Rush	4.2	3.1
Avg. per Game	140.2	81.1
NET YARDS PASSING	2573	3356
Avg. per Game	183.8	239.7
Sacked/Yards Lost	25/211	22/209
Gross Yards Passing	2784	3565
Att./Completions	393/186	509/247
Completion Pct.	47.3	48.5
Had Intercepted	21	22
PUNTS/AVERAGE	76/36.5	86/38.5
PENALTIES/YARDS	64/601	76/757
FUMBLES/BALLS LOST	25/13	30/15
TOUCHDOWNS	38	36
Rushing	17	7
Passing	20	26
Returns	1	3

Score by Periods	1	2	3	4	OT	TOTAL
Patriots	58	111	89	57	-	315
Opponents	64	58	61	100	-	283

SCORING	TD	Ru	Pa	Rt	PAT	FG	S	TP
Cappelletti	6	0	6	0	35/36	16/32	0	119
Nance	11	11	0	0	0	0	0	66
Garron	9	4	5	0	0	0	0	54
Graham	4	0	4	0	0	0	0	24
Whalen	4	0	4	0	0	0	0	24
Cappadonna	1	1	0	0	1/1	0	0	8
Bellino	1	0	1	0	0	0	0	6
Hunt	1	0	0	1	0	0	0	6
Parilli	1	1	0	0	0	0	0	6
Romeo	0	0	0	0	1/1	0	0	2
Patriots	38	17	20	1	37/38	16/32	0	315
Opponents	36	7	26	3	34/36	11/26	0	283

2-pt conversions.: Cappadonna 1-1, Romeo 1-1.
Patriots 2-2; opp. 0-0.

RUSHING	NO	YDS	AVG	LG	TD	KICK RETURNS	NO	YDS	AVG	LG	TD
Nance	299	1458	4.9	65t	11	Bellino	18	410	22.8	43	0
Garron	101	319	3.2	54	4	Cunningham	17	371	21.8	39	0
Cappadonna	22	88	4.0	13	1	Purvis	8	185	23.1	34	0
Parilli	28	42	1.5	17	1	Cappadonna	3	46	15.3	17	0
Huarte	7	40	5.7	13	0	Garron	2	49	24.5	29	0
Garrett	13	21	1.6	5	0	Johnson, B.	2	45	22.5	23	0
Yewcic	1	-5	-5.0	-5	0	Singer	1	27	27.0	27	0
Patriots	471	1963	4.2	65t	17	Mangum	1	8	8.0	8	0
Opponents	369	1135	3.1	61	7	Colclough	1	2	2.0	2	0
						Johnson	1	2	2.0	2	0

RECEIVING	NO	YDS	AVG	LG	TD	Patriots	54	1145	21.2	43	0
Graham	51	673	13.2	42	4	Opponents	46	988	21.5	62	0
Cappelletti	43	676	15.7	63t	6						
Garron	30	416	13.9	61t	5	Sacks: Hunt 9.0, Eisenhower 4.5, Dee 2.5, Addison					
Whalen	29	502	17.3	45	4	2.0, Farmer 2.0, Antwine 1.5, Fraser 1.5, Team 1.0.					
Colclough	16	284	17.8	32	0						
Nance	8	103	12.9	45	0	FIELD GOALS	1-19	20-29	30-39	40-49	50+
Bellino	6	77	12.8	25t	1	Cappelletti	6/6	1/4	6/9	3/11	0/2
Romeo	2	46	23.0	29	0	Patriots	6/6	1/4	6/9	3/11	0/2
Garrett	1	7	7.0	7	0	Opponents	6/6	1/5	2/7	2/7	0/1
Patriots	186	2784	15.0	63t	20						
Opponents	247	3565	14.4	77t	26						

INTERCEPTIONS	NO	YDS	AVG	LG	TD
Hall	6	159	26.5	87	0
Hennessey	6	99	16.5	33	0
Buoniconiti	4	43	10.8	41	0
Felt	2	35	17.5	32	0
Shonta	1	9	9.0	9	0
Fraser	1	3	3.0	3	0
Graves	1	0	0.0	0	0
Webb	1	0	0.0	0	0
Patriots	22	348	15.8	87	0
Opponents	21	204	9.7	32t	2

PUNTING	NO	YDS	AVG	LG	BLK
Fraser	55	2044	37.2	68	2
Yewcic	21	732	34.9	49	1
Patriots	76	2776	36.5	68	3
Opponents	86	3312	38.5	60	1

PUNT RETURNS	NO	FC	YDS	AVG	LG	TD
Hennessey	7	0	39	5.6	11	0
Johnson	7	0	37	5.3	12	0
Purvis	5	0	43	8.6	18	0
Bellino	4	0	19	4.8	13	0
Graves	1	0	5	5.0	5	0
Patriots	24	0	143	6.0	18	0
Opponents	20	0	127	6.4	21	1

AFL All-Stars (11): DT Houston Antwine (4), LB Nick Buoniconiti (4), WR/K Gino Cappelletti (4), DE Larry Eisenhower (4), DT Jim Lee Hunt (2), C Jon Morris (3), FB Jim Nance (1), T Tom Neville (1), QB Babe Parilli (3), DB Chuck Shonta (1), G Len St. Jean.

PASSING	ATT	CMP	YARDS	CMP%	YDS/ATT	TD	TD%	INT	INT%	LG	SK/YDS	RATING
Parilli	382	181	2721	47.4	7.12	20	5.2	20	5.2	63t	--/--	66.9
Huarte	11	5	63	45.5	5.73	0	0.0	1	9.0	17	--/--	25.9
Patriots	393	186	2784	47.3	7.08	20	5.1	21	5.3	63t	25/211	65.7
Opponents	509	247	3565	48.5	7.00	26	5.1	22	4.3	77t	22/209	70.7

1967 FINAL STATISTICS (3-10-1)

Head Coach: Mike Holovac • Fifth in AFL East • Home Stadium: Fenway Park

DATE	W/L	SCORE	OPPONENT	ATTENDANCE
9/03	L	21-26	at Denver	35,488
9/09	L	14-28	at San Diego	39,227
9/17	L	7-35	at Oakland	26,289
9/24	W	23-0	at Buffalo	45,748
10/08	T	31-31	at San Diego	23,620
10/15	W	41-10	* Miami	23,955
10/22	L	14-48	Oakland	25,057
10/29	L	23-30	at N.Y. Jets	62,784
11/05	W	18-7	Houston	19,422
11/12	L	10-33	Kansas City	23,010
11/19	L	24-29	N.Y. Jets	26,790
11/26	L	6-27	at Houston	28,044
12/09	L	16-44	Buffalo	20,627
12/17	L	32-41	at Miami	25,969

*game played at Boston College Alumni Stadium.

Team Statistics

	PATS	OPP
TOTAL FIRST DOWNS	219	219
By Rushing	80	61
By Passing	120	138
By Penalty	19	20
TOTAL NET YARDS	4027	4206
Avg. per Game	287.6	300.4
Total Offensive Plays	870	871
Avg. per Play	4.6	4.8
NET YARDS RUSHING	1604	1350
Total Rushing Plays	391	417
Avg. per Rush	4.1	3.2
Avg. per Game	114.6	96.4
NET YARDS PASSING	2423	2856
Avg. per Game	173.1	204.0
Sacked/Yards Lost	45/361	31/267
Gross Yards Passing	2784	3123
Att./Completions	434/191	423/211
Completion Pct.	44.0	49.9
Had Intercepted	32	17
PUNTS/AVERAGE	65/40.5	73/41.9
PENALTIES/YARDS	59/520	70/722
FUMBLES/BALLS LOST	37/22	26/15
TOUCHDOWNS	33	48
Rushing	10	12
Passing	20	28
Returns	3	8
Score by Periods	1 2 3 4 OT Total	
Patriots	74 81 60 65 -	280
Opponents	76 139 66 108 -	389
SCORING	TD R Pa Rt PAT FG S TP	
Cappelletti	3 0 3 0 29/30	16/31 0 95
Nance	8 7 1 0 0 0 0	48
Garron	5 0 5 0 0 0 0	30
Whalen	5 0 5 0 0 0 0	30
Graham	4 0 4 0 0 0 0	24
Trull	3 3 0 0 0 0 0	18
Cappadonna	1 0 1 0 0 0 0	6
Charles	1 0 0 1 0 0 0	6
Cunningham	1 0 0 1 0 0 0	6
Garrett	1 0 0 1 0 0 0	6
Leo	1 0 1 0 0 0 0	6
Buoniconti	0 0 0 0 0 0 1	2
Hunt	0 0 0 0 0 0 1	2
Canale	0 0 0 0 0 1/1	0 1
Patriots	33 10 20 3 30/31	16/31 2 280
Opponent	48 12 28 8 44/45	19/31 0 389

2-pt. Conversions: Patriots 0-2, Opp. 0-2.

RUSHING	No	Yds	Avg	Lg	TD
Nance	269	1216	4.5	53	7
Garron	46	163	3.5	20	0
Cappadonna	28	100	3.6	11	0
Parilli	14	61	4.4	18	0
Trull	19	35	1.8	10	3
Bellino	6	15	2.5	10	0
Leo	1	7	7.0	7	0
Garrett	5	7	1.4	8	0
Huarte	2	5	2.5	4	0
Graham	1	-5	-5.0	-5	0
Patriots	391	1604	4.1	53	10
Opponents	417	1350	3.2	67	12

RECEIVING	NO	YDS	AVG	Lg	TD
Graham	41	606	14.8	79t	4
Whalen	39	651	16.7	41t	5
Cappelletti	35	397	11.3	35	3
Garron	30	507	16.9	66	5
Nance	22	196	8.9	36	1
Colclough	14	263	18.8	52	0
Cappadonna	6	104	17.3	42	1
Leo	1	25	25.0	25t	1
Nichols	1	19	19.0	19	0
Garrett	1	12	12.0	12	0
Romeo	1	4	4.0	4	0
Patriots	191	2784	14.6	79t	20
Opponents	211	3123	10.1	75t	28

INTERCEPTIONS	NO	YDS	AVG	Lg	TD
Webb	4	91	22.8	41	0
Buoniconti	4	7	1.8	7	0
Shonta	3	57	19.0	28	0
Mitchell	3	9	3.0	9	0
Cunningham, J.	1	54	54.0	54	0
Charles	1	35	35.0	35t	0
Hall	1	4	4.0	4	0
Patriots	17	257	15.1	54t	2
Opponents	32	640	20.0	68t	7

PUNTING	NO	YDS	AVG	LG	BLK
Swanson	65	2632	40.5	62	0
Patriots	65	2632	40.5	62	0
Opponents	73	3062	41.9	60	1

PUNT RETURNS	NO	FC	YDS	AVG	LG	TD
Bellino	15	8	129	8.6	18	0
Cunningham, J.	17	5	105	6.2	44	0
Johnson	6	1	124	20.7	52	0
Leo	5	0	54	10.8	43	0
Patriots	43	14	412	9.6	52	0

Opponents	31	12	252	8.1	39	0
KICK RETURNS	NO	YDS	AVG	LG	TD	
Cunningham	30	627	20.9	41	0	
Bellino	18	357	19.8	32	0	
Leo	11	232	21.1	31	0	
Garrett	4	73	18.3	20	0	
Garron	3	73	24.3	26	0	
Cappadonna	3	26	14.5	20	0	
Singer	2	29	14.5	20	0	
Ilg	1	10	10.0	10	0	
Johnson	1	9	9.0	9	0	
Patriots	73	1436	19.7	41	0	
Opponents	45	946	21.0	51	0	

Sacks: Antwine 6.0, Eisenhower 6.0, Hunt 5.0, Dee 2.5, Buoniconti 1.0, Ilg 1.0, Satcher 1.0, Shonta 1.0, Philpott 0.5, Team 2.0.

FIELD GOALS	1-19	20-29	30-39	40-49	50+
Cappelletti	4/6	3/4	3/6	6/11	0/4
Patriots	4/6	3/4	3/6	6/11	0/4
Opponents	7/8	6/7	4/6	2/9	0/1

Cappelletti: (-) (38n) (-) (33G,23G,49n, 20n,44n,44n,45G) (37n,51n,41G) (38n, 17b) 0 (-) (14G,42G,33G) (50n,40G,13b, 12G,18G) 0 (47n,24G) (14G) (40G,50n, 51n,30G) (40n) (41G,20G).

Opponents: (20G,9G) (45n,50n,42n) (-) 0 (49n,20n,39n) (32G,49n) (34G,35n) (12G, 24G) 0 (41n,14G,21G,26G,15n) (-) (33G,36G) (40G,49n) (44G,47n,23G) (12G,11G,23G) (13G,13G).

Editors Note: Due to insufficient data, the starting line-ups from 1960-67 are incomplete.

1967 Coaching Staff: Rommie Loudd, Linebackers, Jesse Richardson, Defensive Line, Art Spinney, Offensive Line, Chuck Weber, Defensive Line/Backfield.

AFL All-Stars (7): DT Houston Antwine (5), LB Nick Buoniconti (5), RB Larry Garron (4), DT Jim Lee Hunt (3), C Jon Morris (4), FB Jim Nance (2), T Don Oakes (1).

PASSING	ATT	CMP	YARDS	CMP%	YDS/ATT	TD	TD%	INT	INT%	LG	SK/YDS	RATING
Parilli	344	161	2317	46.8	6.74	19	5.5	24	7.0	79t	29/250	58.5
Trull	81	27	442	33.3	5.46	1	1.2	7	8.6	52	11/75	20.7
Huarte	9	3	25	33.3	2.78	0	0.0	1	11.1	15	5/36	2.8
Patriots	434	191	2784	44.0	6.41	20	4.6	32	7.4	79t	45/361	50.1
Opponents	423	211	3123	49.9	7.38	28	6.6	17	4.0	75t	31/267	79.7

1968 FINAL STATISTICS (4-10)

Head Coach: Mike Holovak • Fourth in AFL East • Home Stadium: Fenway Park

DATE	W/L	SCORE	OPPONENT	ATTENDANCE
9/08	W	16-7	at Buffalo	38,865
9/22	L	31-47	* N.Y. Jets	29,192
9/29	W	20-17	at Denver	37,024
10/06	L	10-41	at Oakland	44,253
10/13	L	0-16	Houston	32,502
10/20	W	23-6	Buffalo	21,082
10/27	L	14-48	at N.Y. Jets	62,351
11/03	L	14-35	Denver	18,304
11/10	L	17-27	San Diego	19,278
11/17	L	17-31	at Kansas City	48,271
11/24	L	10-34	Miami	18,305
12/01	W	33-14	Cincinnati	17,796
12/08	L	7-38	at Miami	24,242
12/15	L	17-45	at Houston	34,198

* at Birmingham, Ala.

Team Statistics

	PATS	OPP
TOTAL FIRST DOWNS	181	237
By Rushing	69	86
By Passing	94	123
By Penalty	18	28
TOTAL NET YARDS	3127	4415
Avg. per Game	223.4	315.4
Total Offensive Plays	868	922
Avg. per Play	3.6	4.8
NET YARDS RUSHING	1362	1825
Total Rushing Plays	421	479
Avg. per Rush	3.2	3.8
Avg. per Game	97.3	130.4
NET YARDS PASSING	1765	2590
Avg. per Game	126.1	185.0
Sacked/Yards Lost	38/356	27/236
Gross Yards Passing	2121	2826
Att./Completions	409/160	416/200
Completion Pct.	39.1	48.1
Had Intercepted	33	23
PUNTS/AVERAGE	96/39.9	81/40.5
PENALTIES/YARDS	67/682	70/874
FUMBLES/BALLS LOST	28/20	37/17
TOUCHDOWNS	26	49
Rushing	8	22
Passing	16	20
Returns	2	7
Score by Periods	1 2 3 4 OT Total	1 2 3 4 OT Total
Patriots	45 57 65 62 -	229
Opponents	83 111 89 123 -	406
SCORING	TD Ru Pa Rt PAT FG S TP	TD Ru Pa Rt PAT FG S TP
Cappelletti	2 0 2 0 0 26/26 15/27 0	83
Whalen	7 0 7 0 0 0 0 0	42
Marsh	4 0 4 0 0 0 0 0	24
Nance	4 4 0 0 0 0 0 0	24
Gamble	2 1 1 0 0 0 0 0	12
Thomas	2 2 0 0 0 0 0 0	12
Garron	1 1 0 0 0 0 0 0	6
Graham	1 0 1 0 0 0 0 0	6
Philpott	1 0 0 1 0 0 0 0	6
Scarpitto	1 0 0 1 0 0 0 0	6
Witt	1 0 0 1 0 0 0 0	6
Satcher	0 0 0 0 0 0 0 1	2
Patriots	26 8 16 2 26/26 15/27 1	229
Opponents	49 22 20 7 49/49 21/31 0	406

2-Pt. Conversions: Patriots 0-0, Opp. 0-0.

RUSHING	NO	YDS	AVG	LG	TD
Nance	177	593	3.4	30t	4
Gamble	78	311	4.0	40t	1
Thomas	88	215	2.4	25	2
Garron	36	97	2.7	18	1
Sherman	25	80	3.2	17	0
Taliaferro	8	51	6.4	21	0
Marsh	4	8	2.0	11	0
Johnson	2	6	3.0	6	0
Cappelletti	1	2	2.0	2	0
Whalen	1	0	0.0	0	0
Corcoran	1	-1	-1.0	-1	0
Patriots	421	1362	3.2	40t	8
Opponents	479	1825	3.8	55t	22

RECEIVING	NO	YDS	AVG	LG	TD
Whalen	47	718	15.3	87t	7
Marsh	19	331	17.4	70t	4
Murphy	18	268	14.9	26	0
Graham	16	242	15.1	34	1
Nance	14	51	3.6	13	0
Cappelletti	13	182	14.0	30	2
Gamble	11	55	5.0	16	1
Thomas	10	85	8.5	32	0
Colclough	8	136	17.0	44	0
Scarpitto	2	49	24.5	33t	1
Garron	1	4	4.0	4	0
Canale	1	0	0.0	0	0
Patriots	160	2121	13.3	87t	16
Opponents	200	2826	14.1	90t	20

INTERCEPTIONS	NO	YDS	AVG	LG	TD
Mitchell	7	41	5.9	20	0
Philpott	4	31	7.8	17	0
Buoniconti	3	22	7.3	14	0
Johnson	2	33	16.5	19	0
McMahon	2	27	13.5	27	0
Charles	1	29	29.0	29	0
Cheyunski	1	21	21.0	21	0
Johnson	1	11	11.0	11	0
Witt	1	4	4.0	4t	1
Satcher	1	1	1.0	1	0
Patriots	23	220	9.6	29	1
Opponents	33	510	15.5	94t	3

PUNTING	NO	YDS	AVG	LG	BLK
Swanson	62	2449	39.5	57	2
Scarpitto	34	1382	40.6	87	2
Patriots	96	3831	39.9	87	4
Opponents	81	3280	40.5	65	0

PUNT RETURNS	NO	FC	YDS	AVG	LG	TD
Porter	22	5	135	6.1	24	0
Johnson, B.	10	8	34	3.4	9	0
Leo	2	0	12	6.0	8	0
Graham	2	3	11	5.5	6	0
Johnson, D.	1	3	5	5.0	5	0
Patriots	37	19	197	5.3	24	0
Opponents	59	13	502	8.5	76t	1

KICK RETURNS	NO	YDS	AVG	LG	TD
Porter	36	812	22.6	61	0
Johnson, B.	22	442	20.1	36	0
Marsh	4	74	18.5	27	0
Johnson, D.	3	63	21.0	26	0
Long	2	20	10.0	11	0
Thomas	1	22	22.0	22	0
Graham	1	9	9.0	9	0
Cheyunski	1	0	0.0	0	0
Gamble	1	0	0.0	0	0
Patriots	71	1442	20.3	61	0
Opponents	40	901	22.5	63	0

Sacks: Antwine 7.5, Philpott 4.0, Byrd 3.5, Buoniconti 3.0, Witt 3.0, Hunt 1.5, Cheyunski 1.0, Toner 1.0, Eisenhower 0.5, Team 2.0.

FIELD GOALS	1-19	20-29	30-39	40-49	50+
Cappelletti	4/4	6/7	4/6	1/8	0/2
Patriots	4/4	6/7	4/6	1/8	0/2
Opponents	7/8	7/8	4/5	3/8	0/2

Cappelletti: (10G,28G,30G) (31G) (50n, 22G, 42n,7G) (24G) (49n) (39G,50n,20G, 49n,16G) (-) (-) (25n,45n,35G) (29G,34b, 45n,35n) (15G,49n) (27G,42b) (-) (42G).

Opponents: (42n,47b) (30G,27G,27G, 48G) (27G,43n,24n) (19G,33G) (44G, 40b,13b, 15G,25G) (16G,11G) (12G, 23G) (-) (32G,33G) (40G,50n) (17G,22G) (-) (33n,25G) (54n,42n,16G).

Starters: Offense: WR Art Graham (6), Jim Colclough (4), Bill Murphy (4); LT Tom Funchess (12), Don Oakes (2); LG Justin Canale (13), Tom Funchess (1); C Jon Morris (14), RG Lennie St. Jean (13), Carl Singer (1); RT Tom Neville (13), D. Oakes (1); TE Jim Whalen (13), Bobby Nichols (1); WR Aaron Marsh (12), Gino Cappelletti (2); QB Mike Taliaferro (8), Tom Sherman (5), Jim Corcoran (1); RB R.C. Gamble (5), Jim Nance (5), Gene Thomas (3), Bill Murphy (1); FB J. Charles (7), R.C. Gamble (3), Larry Garron (2), G. Thomas (2).

Defense: LE Dennis Byrd (10), Jim Lee Hunt (4); LT J.L. Hunt (10), D. Byrd (4); RE Larry Eisenhower (8), Mel Witt (6); RT Houston Antwine (14); LLB Ed Philpott (14); MLB Nick Buoniconti (9), Jim Cheyunski (4), Ray Ilg (1); RLB Doug Satcher (13), Ed Koontz (1); LCB Leroy Mitchell (13), Daryl Johnson (1); RCB D. Johnson (10), John Charles (1), Bill Johnson (1), Art McMahon (1), L. Mitchell (1); SS J. Charles (6), Don Webb (4), B. Johnson (3), A. McMahon (1); FS D. Webb (5), J. Charles (4), A. McMahon (3), B. Johnson (1), D. Johnson (1).

1968 Coaching Staff: Claude Gibson, Defensive Backfield, Jesse Richardson, Defensive Line, Art Spinney, Offensive Line, Tom Yewic Offensive Backfield.

AFL All-Stars (5): DT Houston Antwine (6), WR/K Gino Cappelletti (5), CB Leroy Mitchell (1), C Jon Morris (5), T Tom Neville (2).

PASSING	ATT	CMP	YARDS	CMP%	YDS/ATT	TD	TD%	INT	INT%	LG	SK/YDS	RATING
Sherman	226	90	1199	39.8	5.31	12	5.3	16	7.1	87t	19/190	45.6
Taliaferro	176	67	889	38.1	5.05	4	2.3	15	8.5	70t	18/156	26.9
Corcoran	7	3	33	42.9	4.71	0	0.0	2	28.6	14	1/10	17.9
Patriots	409	160	2121	39.1	5.19	16	3.9	33	8.1	87t	38/356	35.7
Opponents	416	200	2826	48.1	6.79	20	4.8	23	5.5	90t	27/236	63.4

1969 FINAL STATISTICS (4-10)

Head Coach: Clive Rush • Tied Third in AFL East • Home Stadium: Alumni Stadium (Boston College)

DATE	W/L	SCORE	OPPONENT	ATTENDANCE
9/14	L	7-35	at Denver	43,679
9/21	L	0-31	Kansas City	22,002
9/28	L	23-38	Oakland	19,069
10/05	L	14-23	N.Y. Jets	25,584
10/11	L	16-23	at Buffalo	46,201
10/19	L	10-13	San Diego	18,346
10/26	L	17-23	at N.Y. Jets	62,298
11/02	W	24-0	Houston	19,006
11/09	L	16-17	Miami	19,821
11/16	W	25-14	at Cincinnati	27,927
11/23	W	35-21	Buffalo	25,584
11/30	W	38-23	at Miami	32,121
12/07	L	18-28	at San Diego	33,146
12/14	L	23-27	at Houston	39,215

Team Statistics

	PATS	OPP
TOTAL FIRST DOWNS	166	278
By Rushing	64	142
By Passing	87	115
By Penalty	15	21
TOTAL NET YARDS	3419	4810
Avg. per Game	244.2	343.6
Total Offensive Plays	729	898
Avg. per Play	4.7	5.4
NET YARDS RUSHING	1489	2359
Total Rushing Plays	367	528
Avg. per Rush	4.1	4.5
Avg. per Game	106.4	168.5
NET YARDS PASSING	1930	2451
Avg. per Game	138.6	175.1
Sacked/Yards Lost	24/261	22/159
Gross Yards Passing	2191	2619
Att./Completions	338/162	348/203
Completion Pct.	47.9	58.3
Had Intercepted	18	20
PUNTS/AVERAGE	70/41.5	55/38.6
PENALTIES/YARDS	77/837	69/810
FUMBLES/BALLS LOST	15/10	33/14
TOUCHDOWNS	32	38
Rushing	11	18
Passing	19	18
Returns	2	2
Score by Periods	1 2 3 4 OT Total	
Patriots	88 63 24 91 -	266
Opponents	78 82 92 64 -	316
SCORING	TD Ru Pa Rt PAT FG S TP	
Cappelletti	0 0 0 0 0 26/27 14/34 0	68
Frazier	7 0 7 0 0 0 0 0	42
Garrett	7 5 2 0 0 0 0 0	42
Nance	6 6 0 0 0 0 0 0	36
Sellers	6 0 6 0 0 0 0 0	36
Rademacher	3 0 3 0 0 0 0 0	18
Johnson	1 0 0 1 0 0 0 1	8
Charles	1 0 0 1 0 0 0 0	6
Whalen	1 0 1 0 0 0 0 0	6
Jones	0 0 0 0 0 0 0 1	2
Hammond	0 0 0 0 0 1/1 0 0	2
Patriots	32 11 19 2 27/32 14/34 2 266	
Opponents	38 18 18 2 37/38 17/28 0 316	
2-PT Conversions:	Hammond 1-1, Janik 0-1, Taliaferro 0-1, Patriots 1-3, Opp. 0-0.	

RUSHING	NO	YDS	AVG	LG	TD	
Nance	193	750	3.9	43	6	
Garrett	137	691	5.0	80t	5	
Gamble	16	35	2.2	9	0	
Blanks	7	30	4.3	12	0	
Frazier	2	-1	-0.5	9	0	
Taliaferro	12	-16	-1.3	2	0	
Patriots	367	1489	4.1	80t	11	
Opponents	528	2359	4.5	72	18	
RECEIVING	NO	YDS	AVG	LG	TD	
Garrett	29	267	9.2	34	2	
Nance	29	168	5.8	27	0	
Sellers	27	705	26.1	77	6	
Frazier	19	306	16.1	50t	7	
Rademacher	17	217	12.8	40	3	
Whalen	16	235	14.7	47	1	
Marsh	8	108	13.5	21	0	
Gamble	7	74	10.6	20	0	
Brown	6	69	11.5	15	0	
Blanks	2	16	8.0	13	0	
Cappelletti	1	21	21.0	21	0	
Richardson	1	5	5.0	5	0	
Patriots	162	2191	13.5	77	19	
Opponents	203	2610	12.9	76t	18	
INTERCEPTIONS	NO	YDS	AVG	LG	TD	
Carwell	4	114	28.5	38	0	
Charles	4	46	11.5	25t	1	
Philpott	4	37	9.2	16	0	
Webb	2	32	16.0	32	0	
Johnson	2	23	11.5	23	0	
Cheyunski	1	37	37.0	37	0	
Bramlett	1	26	26.0	26	0	
Janik	1	8	8.0	8	0	
Schottenheimer	1	3	3.0	3	0	
Patriots	20	326	16.3	38	1	
Opponents	18	225	12.5	37	1	
PUNTING	NO	YDS	AVG	LG	BLK	
Janik	70	2903	41.5	56	0	
Patriots	70	2903	41.5	56	0	
Opponents	55	2123	38.6	56	0	
PUNT RETURNS	NO	YDS	AVG	LG	TD	
Garrett	12	0	159	13.3	45	0
Carwell	5	0	43	8.6	13	0
Blanks	5	2	10	2.0	12	0
Janik	1	0	0	0.0	0	0
Gamble	0	1	0	0.0	0	0
Gladieux	0	3	0	0.0	0	0
Patriots	23	6	212	9.2	45	0
Opponents	19	21	114	6.0	64	0

	NO	YDS	AVG	LG	TD
KICK RETURNS					
Garrett	28	792	28.3	63	0
Marsh	6	136	22.7	41	0
Blanks	6	131	21.8	25	0
Scott	6	43	7.2	14	0
Gladieux	4	61	15.3	20	0
Carwell	1	28	28.0	28	0
Gamble	1	23	23.0	23	0
Berger	1	20	20.0	20	0
Schottenheimer	1	13	13.0	13	0
Patriots	54	1247	23.1	63	0
Opponents	56	1068	19.1	47	0
Sacks:	Antwine 5.0, Hunt 3.5, Eisenhower 3.0, Berger 2.0, Cheyunski 1.5, Carwell 1.0, Henke 1.0, Jacobs 1.0, Philpott 1.0, Witt 1.0, Team 2.0.				

	1-19	20-29	30-39	40-49	50+
FIELD GOALS					
Cappelletti	6/7	1/4	6/12	1/9	0/2
Patriots	6/7	1/4	6/12	1/9	0/2
Opponents	8/8	7/9	2/8	0/2	0/1
Cappelletti:	(23n)(47n)(50n,16g)(-)(47n,32g,29n)(46n,18n,32g)(39g,49n)(30n,30g,41n)(22n,50n,17g)(11g,36g,43n,45n,43g,38n,33n)(49n,30n)(37n,13g)(34n,34g)(10g,19g,27n)				
Opponents:	(35n)(16g)(25g,27n)(34n,16g,24g,13g)(24g,22g,22g)(12g,28g,28n)(38g,37n,32g,13g)(35n)(17g,41n,31n)(55n)(-)(22g)(-)(30n,48n,13g,19g)				

Starters: Offense: WR Charley Frazier (11), Bill Rademacher (3); LT Tom Funchess (14); LG Mike Montler (11), Charlie Long (3); C Jon Morris (14); RG Lennie St. Jean; RT Tom Neville (14); TE Jim Whalen (11), Barry Brown (2), C. Frazier (1); WR Ron Sellers (9), Aaron Marsh (4), B. Rademacher (1); QB Mike Taliaferro (14); RB Carl Garrett (5), Jim Nance (5), R.C. Gamble (4); FB J. Nance (9), C. Garrett (1), R.C. Gamble (1).

Defense: LE Karl Henke (7), Ray Jacobs (5), John Cagle (1), Mel Witt (1); LT Jim Lee Hunt (14); RE Larry Eisenhower (13), Ron Berger (1); RE Houston Antwine (14); LLB Ed Philpott (14); MLB Jim Cheyunski (14); John Bramlett (12), Marty Schottenheimer (1), J.R. William (1); LCB Larry Carwell (13), John Outlaw (1); RCB Daryl Johnson (14); SS John Charles (11), Don Webb (2), Tom Janik (1); FS D. Webb (12), J. Charles (2).

1969 Coaching Staff: Bruce Beatty, Offensive Line, Bill Elias, Defensive Backfield, John Mazur, Offensive Backfield, John Meyer, Linebackers, Jesse Richardson, Defensive Line, Jerry Stoltz, Receivers.

AFL All-Stars (5): RB Carl Garrett (1), DT Jim Lee Hunt (4), C Jon Morris (6), WR Ron Sellers (1), QB Mike Taliaferro (1), S Don Webb (1).

PASSING	ATT	CMP	YARDS	CMP%	YDS/ATT	TD	TD%	INT	INT%	LG	SK/YDS	RATING
Taliaferro	331	160	2160	48.3	6.53	19	5.7	18	5.4	77	24/261	66.0
Hammond	6	2	31	33.3	5.17	0	0.0	0	0.0	18	0/0	51.4
Garrett	1	0	0	0.0	0.0	0	0.0	0	0.0	0	0/0	39.6
Patriots	338	162	2191	47.9	6.48	19	5.6	18	5.3	77	24/261	65.6
Opponents	348	203	2610	58.3	7.50	18	5.2	20	5.7	76t	22/159	75.2

1970 FINAL STATISTICS (2-12)

Head Coaches: Clive Rush (1-6), John Mazur (1-6) • Fifth in AFC East • Home Stadium: Harvard Stadium

DATE	W/L	SCORE	OPPONENT	ATTENDANCE
9/20	W	27-14	Miami	32,607
9/27	L	21-31	N.Y. Jets	36,040
10/04	L	6-14	Baltimore	38,235
10/11	L	10-23	at Kansas City	50,698
10/18	L	0-16	N.Y. Giants	39,091
10/25	L	3-27	at Baltimore	60,240
11/01	L	10-45	Buffalo	31,148
11/08	L	0-31	at St. Louis	46,466
11/15	L	14-16	San Diego	30,597
11/22	L	3-17	at N.Y. Jets	61,822
11/29	W	14-10	at Buffalo	31,427
12/06	L	20-37	at Miami	51,032
12/13	L	14-35	Minnesota	37,819
12/20	L	7-45	at Cincinnati	60,157

Team Statistics

	PATS	OPP
TOTAL FIRST DOWNS	184	242
By Rushing	63	115
By Passing	98	105
By Penalty	23	22

TOTAL NET YARDS	2626	4261
Avg. per Game	187.6	304.4
Total Offensive Plays	768	865
Avg. per Play	3.4	4.9

NET YARDS RUSHING	1040	2074
Total Rushing Plays	334	503
Avg. per Rush	3.1	4.1
Avg. per Game	74.3	148.1

NET YARDS PASSING	1586	2187
Avg. per Game	113.3	156.2
Sacks/Yards Lost	42/389	28/243
Gross Yards Passing	1975	2430
Att./Completions	392/176	334/177
Completion Pct.	44.9	53.0
Had Intercepted	28	8

PUNTS/AVERAGE	86/39.1	63/43.8
PENALTIES/YARDS	88/849	101/1096

FUMBLES/BALLS LOST	18/13	33/17
TOUCHDOWNS	18	44
Rushing	11	20
Passing	7	19
Returns	0	5

Score by Periods	1	2	3	4	OT	Total
Patriots	13	50	41	45	0	149
Opponents	92	131	55	83	0	361

SCORING	TD	Ru	Pa	Rt	PAT	FG	S	TP
Nance	7	7	0	0	0	0	0	42
Cappelletti	0	0	0	0	12/13	6/15	0	30
Garrett	4	4	0	0	0	0	0	24
Sellers	4	0	4	0	0	0	0	24
Turner	2	0	2	0	0	0	0	12
Gogolak	0	0	0	0	5/5	2/7	0	11
Knief	1	0	1	0	0	0	0	6
Patriots	18	11	7	0	17/18	8/22	0	149
Opponents	44	20	19	5	44/44	17/28	1	361

RUSHING	NO	YDS	AVG	LG	TD
Nance	145	522	3.6	21	7
Garrett	88	272	3.1	26	4
Lawson	56	99	1.8	15	0
Kapp	20	71	3.6	14	0
Blanks	13	44	3.4	12	0
Ray	5	13	2.6	4	0
Taliaferro	3	11	3.7	6	0
Gladieux	4	8	2.0	8	0
Patriots	334	1040	3.1	26	11
Opponents	503	2074	4.1	56	20

RECEIVING	NO	YDS	AVG	LG	TD
Sellers	38	550	14.5	48	4
Turner	28	428	15.3	43	2
Garrett	26	216	8.3	29	0
Nance	26	148	5.7	16	0
Brown	15	145	9.7	22	0
Beer	11	150	13.6	25	0
Lawson	11	113	10.3	19	0
Frazier	9	86	9.6	16	0
Blanks	5	49	9.8	18	0
Rademacher	4	51	12.8	16	0
Knief	3	39	13.0	22	1
Patriots	176	1975	11.2	48	7
Opponents	177	2430	13.7	60	19

INTERCEPTIONS	NO	YDS	AVG	LG	TD
Sellers	2	51	25.5	42	0
McMahon	1	72	72.0	72	0
Philpott	1	23	23.0	23	0
Scott	1	18	18.0	18	0
Bramlett	1	16	16.0	16	0
Webb	1	2	2.0	2	0
Williamson	1	2	2.0	2	0
Patriots	8	184	23.0	72	0
Opponents	28	302	10.8	59	2

PUNTING	NO	YDS	AVG	LG	BLK
Janik	86	3364	39.1	57	1
Patriots	86	3364	39.1	57	1
Opponents	63	2758	43.8	67	0

PUNT RETURNS	NO	FC	YDS	AVG	LG	TD
Garrett	17	0	168	9.9	62	0
Blanks	9	4	83	9.2	22	0
Carwell	3	0	48	16.0	45	0
Johnson	2	3	6	3.0	6	0
Lawson	1	1	0	0.0	0	0
Gladieux	0	1	0	0.0	0	0
Patriots	32	9	305	9.5	62	0
Opponents	42	16	303	7.2	54	0

Sacks: Berger 9.0, Antwine 6.0, Lassiter 3.5, Hunt 2.5, Bramlett 2.0, Cheyunski 1.5, Johnson 1.0, Philpott 0.5, Team 2.0. Patriots 28.0, Opponent 42.0.

AFL All-Star (1): C. Jon Morris (7).

KICK RETURNS	NO	YDS	AVG	LG	TD
Lawson	25	546	21.8	52	0
Garrett	24	511	21.3	30	0
Blanks	7	152	21.7	29	0
Carwell	1	30	30.0	30	0
Whittingham	1	24	24.0	24	0
Schottenheimer	1	8	8.0	8	0
Beer	1	4	4.0	4	0
Beverly	1	0	0.0	0	0
Brown	1	0	0.0	0	0
Patriots	62	1275	20.6	56	0
Opponents	41	841	20.5	96	2

FIELD GOALS	1-19	20-29	30-39	40-49	50+
Cappelletti	2/3	3/4	0/2	1/5	0/1
Gogolak	1/1	0/0	1/2	0/3	0/1
Patriots	3/4	3/4	1/4	1/8	0/2
Opponents	4/4	4/7	5/6	4/8	0/3

Cappelletti: (41G, 50N, 22G) (40N) (44N, 13G, 23B, 47N, 25G) (25G) (14N) (-) (-) (-) (-) (35N, 9G) (-) (49B, 39B) (-) (-).

Gogolak: (-) (-) (-) (-) (-) (15G, 40N, 47N) (34N, 32G) (48B) (-) (50N) (-) (-) (-).

Opponents: (22N) (25G) (35N) (42G, 44G, 50N, 24G) (14G, 18G, 50N, 22G) (12G, 48G) (20G, 47N) (43G) (45N, 25N, 23N) (37G, 50N, 43N) (37G) (15G, 39G, 30G) (40N) (37G).

Starters: Offense: WR Bake Turner (13), Charley Frazier (1); LT Tom Funchess (7), Mike Montler (7); LG Gary Bugenhagen (6), M. Montler (5), T. Funchess (3); C Jon Morris (14); RG Lennie St. Jean (14); RT Tom Neville (13), Rex Mirich (1); TE Barry Brown (10), Tom Beer (4); WR Ron Sellers (13), Bill Rademacher (1); QB Joe Kapp (10), Mike Taliaferro (4); RB Carl Garrett (8), Jim Nance (5), Odell Lawson (1); FB J. Nance (8), C. Garrett (4), O. Lawson (1), Eddie Ray (1).

Defense: LE Mel Witt (6), Ike Lassiter (5), Dennis Wirgowski (2), T. Funchess (1); LT Jim Lee Hunt (13), R. Mirich (1); RT Ron Berger (12), D. Wirgowski (2); RE Houston Antwine (14); LLB Ed Philpott (12), Mike Ballou (2); MLB Jim Cheyunski (11), Marty Schottenheimer (3); RLB John Bramlett (11), M. Ballou (2), M. Schottenheimer (1); LCB Larry Carwell (8), Randy Beverly (3), Clarence Scott (2), Art McMahon (1); RCB Daryl Johnson (12), L. Carwell (1), C. Scott (1); SS C. Scott (10), Don Webb (2), A. McMahon (1), D. Johnson (1); FS D. Webb (12), D. Johnson (1), C. Scott (1).

1970 Coaching Staff: Bruce Beatty, Offensive Line, Bill Elias, Defensive Backfield, John Mazur, Offensive Backfield, John Meyer, Linebackers, Jerry Richardson, Defensive Line, Jerry Stoltz, Receivers.

PASSING	ATT	CMP	YARDS	CMP%	YDS/ATT	TD	TD%	INT	INT%	LG	SK/YDS	RATING
Kapp	219	98	1104	44.7	5.04	3	1.4	17	7.8	48	27/231	32.6
Taliaferro	173	78	871	45.1	5.03	4	2.3	11	6.4	45	15/158	41.8
Patriots	392	176	1975	44.9	5.04	7	1.8	28	7.1	48	42/389	36.7
Opponents	334	177	2430	53.0	7.28	19	5.7	8	2.4	60	28/243	85.5

1971 FINAL STATISTICS (6-8)

Head Coach: John Mazur • Tied for Third in AFC East • Home Stadium: Schaefer Stadium

DATE	W/L	SCORE	OPPONENT	ATTENDANCE
9/19	W	20-6	Oakland	55,405
9/26	L	7-34	Detroit	61,054
10/03	L	3-23	Baltimore	61,232
10/10	W	20-0	N.Y. Jets	61,357
10/17	L	3-41	at Miami	58,822
10/24	L	21-44	at Dallas	65,708
10/31	L	10-27	at San Francisco	45,092
11/07	W	28-20	Houston	53,155
11/14	W	38-33	Buffalo	57,446
11/21	L	7-27	at Cleveland	65,238
11/28	L	20-27	at Buffalo	27,166
12/05	W	34-13	Miami	61,457
12/12	L	6-13	at N.Y. Jets	63,175
12/19	W	21-17	at Baltimore	57,942

Team Statistics

	PATS	OPP
TOTAL FIRST DOWNS	190	237
By Rushing	85	106
By Passing	94	111
By Penalty	11	20
Third Down: Made/Att.	72/198	81/208
Third Down: Eff.	36.3	38.9
TOTAL NET YARDS	3556	4072
Avg. per Game	254.0	290.9
Total Offensive Plays	786	856
Avg. per Play	4.5	4.8
NET YARDS RUSHING	1669	1918
Total Rushing Plays	419	481
Avg. per Rush	4.0	4.0
Avg. per Game	119.2	137.0
NET YARDS PASSING	1887	2154
Avg. per Game	134.8	153.9
Sacked/Yards Lost	36/319	25/249
Gross Yards Passing	2206	2403
Att./Completions	330/159	350/170
Completion Pct.	48.2	48.6
Had Intercepted	16	15
PUNTS/AVERAGE	87/37.3	66/38.8
PENALTIES/YARDS	67/657	60/559
FUMBLES/BALLS LOST	26/16	35/14
TOUCHDOWNS	29	35
Rushing	7	14
Passing	19	16
Returns	3	5
Score by Periods	1 2 3 4 OT Total	0 0 0 0 0 238
Patriots	41 64 69 64	0 238
Opponents	82 105 54 84	0 325
SCORING	TD Rn Pa Rt PAT FG S TP	0 0 0 0 0 28/28 12/21 0 64
Gogolak	0 0 0 0 0 0 0	0 64
Vataha	9 0 9 0 0 0 0	0 54
Nance	5 5 0 0 0 0 0	0 30
Beer	3 0 3 0 0 0 0	0 18
Sellers	3 0 3 0 0 0 0	0 18
Moss	2 0 1 1 0 0 0	0 12
Garrett	2 1 1 0 0 0 0	0 12
Bryant	1 0 1 0 0 0 0	0 6
Maitland	1 1 0 0 0 0 0	0 6
Carwell	1 0 0 1 0 0 0	0 6
Crabtree	1 0 1 0 0 0 0	0 6
Outlaw	1 0 0 1 0 0 0	0 6
Team	0 0 0 0 0 0/1	0 0 0
Patriots	29 7 19 3 28/29 12/21	0 238
Opponents	35 14 16 5 34/35 27/36	0 325

RUSHING	NO	YDS	AVG	LG	TD	KICK RETURNS	NO	YDS	AVG	LG	TD
Garrett	181	784	4.3	38	1	Garrett	24	538	22.4	37	0
Nance	129	463	3.6	50t	5	Gardin	14	321	22.9	34	0
Plunkett	45	210	4.7	16	0	Bryant	10	252	25.2	45	0
Gladieux	37	175	4.7	31	0	Gladieux	6	85	14.2	20	0
Maitland	13	25	1.9	6	1	Lawson	2	47	23.5	25	0
Lawson	8	8	1.0	6	0	Rucker	2	45	22.5	21	0
Bryant	4	1	0.3	1	0	Maitland	2	40	20.0	21	0
Crabtree	2	11	5.5	18	0	Mallory	1	19	19.0	19	0
Neville	0	-8	-	-8	0	Hagen	1	7	7.0	7	0
Patriots	419	1669	4.0	50t	7	Janik	1	0	0.0	0	0
Opponents	481	1918	4.0	56t	14	Webb	1	0	0.0	0	0

RECEIVING	NO	YDS	AVG	LG	TD	Opponents	NO	YDS	AVG	LG	TD
Vataha	51	872	17.1	88t	9	Opponents	64	1354	21.2	45t	0
Garrett	22	265	12.0	80t	1	Opponents	49	1427	29.1	94t	1
Nance	18	95	5.3	12	0						
Sellers	14	222	15.9	49	3						
Bryant	14	212	15.1	48	1						
Beer	12	191	15.9	31t	3						
Moss	9	124	13.8	20t	1						
Crabtree	9	120	13.3	31t	1						
Gladieux	6	60	10.0	25	0						
Rucker	2	24	12.0	19	0						
Sykes	1	15	15.0	15	0						
Maitland	1	6	6.0	6	0						
Patriots	159	2206	13.9	88t	19						
Opponents	170	2403	14.1	74t	16						

INTERCEPTIONS	NO	YDS	AVG	LG	TD	Opponents	NO	YDS	AVG	LG	TD
Carwell	5	72	14.4	53t	1	50G (-)	(34G,46n,42G)	(16G,17G, 45n,12G)			
Kiner	4	25	6.3	14	0	(35G,41G,40n)	(25G,41G,37n)	(17G,48G,			
Outlaw	3	89	29.7	60t	0	17G,12G)	(34G,15n,31G)	(51n,48G,41G)			
Beverly	2	19	9.5	19	0	(26G,30G)	(16G,42n, 42G)	(12G,40n).			
Cheyunski	1	24	24.0	24	0						
Patriots	15	229	15.3	60t	2	Starters: Offense:	WR Randy Vataha (13), Alfred				
Opponents	16	157	9.8	25t	1	Svkes (11), LT Mike Montlier (4); LG Halvor					

PUNTING	NO	YDS	AVG	LG	BLK	Opponents	NO	FC	YDS	AVG	LG
Bryant	87	3249	37.3	58	0	Opponents	10	1	24	2.4	16
Garrett	8	2	124	15.5	50						
Harris	5	1	19	3.8	9						
Gladieux	4	8	0	0.0	0						
Gardin	4	5	14	3.5	5						
Patriots	31	17	181	5.8	50						
Opponents	36	31	279	7.8	68t						

SS R. Harris (6), Clarence Scott (4), Don Webb (4); FS D. Webb (8), R. Harris (3), Tom Janik (2), J. Outlaw (1).

1971 Coaching Staff: Bruce Beatty, Offensive Line, Dick Evans, Defensive Line, Tom Fletcher, Defensive Backfield, John Meyer, Linebackers, Sam Rutigliano, Off. Backs/Receivers, Jerry Stoltz, Receivers.

Pro Bowl (0)

PASSING	ATT	CMP	YARDS	CMP%	YDS/ATT	TD	TD%	INT	INT%	LG	SK/YDS	RATING
Plunkett	328	158	2158	48.2	6.58	19	5.8	16	4.9	88t	36/319	68.6
Gladieux	2	1	48	50.0	24.0	0	0.0	0	0.0	48	0/0	95.8
Patriots	330	159	2206	48.2	6.68	19	5.8	16	4.8	88t	36/319	69.1
Opponents	350	170	2403	48.6	6.87	16	4.6	15	4.3	74t	25/249	68.5

1972 FINAL STATISTICS (3-11)

Head Coach: John Mazur (2-7), Phil Bengston (1-4) • Fifth in AFC East • Home Stadium: Schaefer Stadium

DATE	W/L	SCORE	OPPONENT	ATTENDANCE
9/17	L	7-31	Cincinnati	60,999
9/24	W	21-20	Atlanta	60,999
10/01	W	24-23	Washington	60,999
10/08	L	14-38	at Buffalo	41,749
10/15	L	13-41	N.Y. Jets	60,999
10/22	L	3-33	at Pittsburgh	46,081
10/29	L	10-34	at N.Y. Jets	62,867
11/06	L	17-24	Baltimore	60,999
11/12	L	0-52	at Miami	80,010
11/19	L	24-27	Buffalo	60,999
11/26	L	0-31	at Baltimore	54,907
12/03	L	21-37	Miami	60,999
12/10	W	17-10	at New Orleans	64,889
12/17	L	21-45	at Denver	51,656

Team Statistics

	PATS	OPP
TOTAL FIRST DOWNS	236	289
By Rushing	89	144
By Passing	126	124
By Penalty	24	21
Third Down: Md/Att.	66/188	96/192
Third Down: Eff.	35.1	50.0
TOTAL NET YARDS	3647	5248
Avg. per Game	260.5	374.9
Total Offensive Plays	840	888
Avg. per Play	4.3	5.9
NET YARDS RUSHING	1532	2717
Total Rushing Plays	386	548
Avg. per Rush	4.0	5.0
Avg. per Game	109.4	194.1
NET YARDS PASSING	2127	2522
Avg. per Game	151.9	180.1
Sacked/Yards Lost	44/452	15/101
Gross Yards Passing	2579	2623
Att./Completions	412/198	325/174
Completion Pct.	48.1	53.5
Had Intercepted	28	10
PUNTS/AVERAGE	75/38.1	48/40.4
PENALTIES/YARDS	66/761	88/862
FUMBLES/BALLS LOST	26/10	22/12
TOUCHDOWNS	24	54
Rushing	13	27
Passing	10	24
Returns	1	3

Score by Periods	1	2	3	4	OT	TOTAL
Patriots	20	55	44	73	0	192
Opponents	66	165	117	98	0	446

SCORING	TD	Ru	Pa	Rt	PAT	FG	S	TP
Garrett	5	5	0	0	0	0	0	30
Gogolak	0	0	0	0	9/9	6/8	0	27
Ashton	4	3	1	0	0	0	0	24
Walker	0	0	0	0	15/15	2/8	0	21
Dowling	3	3	0	0	0	0	0	18
Rucker	3	0	3	0	0	0	0	18
T. Reynolds	2	0	2	0	0	0	0	12
Tarver	2	1	1	0	0	0	0	12
Vataha	2	0	2	0	0	0	0	12
Carwell	1	0	0	1	0	0	0	6
Plunkett	1	1	0	0	0	0	0	6
Studstill	1	0	1	0	0	0	0	6
Windsor	1	0	1	0	0	0	0	6
Patriots	24	13	10	1	24/24	8/16	0	192
Opponents	54	27	24	3	54/54	22/36	1	446

RUSHING	NO	YDS	AVG	LG	TD
Ashton	128	546	4.3	35	3
Garrett	131	488	3.7	41t	5
Plunkett	36	230	6.4	21	1
Tarver	42	132	3.1	18	1
Gladieux	24	56	2.3	11	0
Maitland	13	33	2.5	6	0
Dowling	7	35	5.0	11	3
Rucker	3	5	1.7	8	0
Studstill	1	11	11.0	11	0
Windsor	1	-4	-4.0	-4	0
Patriots	386	1532	4.0	41t	13
Opponents	548	2717	5.0	47	27

RECEIVING	NO	YDS	AVG	LG	TD
Rucker	44	681	15.5	62	3
Windsor	33	383	11.6	24	1
Garrett	30	410	13.7	43	0
Vataha	25	369	14.8	44	2
Ashton	22	207	9.4	24	1
Gladieux	19	192	10.1	31	0
Tarver	11	112	10.2	22	1
T. Reynolds	8	152	19.0	36t	2
Maitland	4	33	8.3	9	0
Beer	2	40	20.0	21	0
Patriots	198	2579	13.0	62	10
Opponents	174	2623	15.1	62	24

INTERCEPTIONS	NO	YDS	AVG	LG	TD
Jackson	4	133	33.3	55	0
Harris	3	45	15.0	32	0
Hoey	1	25	25.0	25	0
Blanchard	1	20	20.0	20	0
Carwell	1	0	0.0	0	0
Patriots	10	223	22.3	55	0
Opponents	28	490	17.5	61	2

PUNTING	NO	YDS	AVG	LG	BLK
Studstill	75	2859	38.1	57	1
Patriots	75	2859	38.1	57	1
Opponents	48	1937	40.4	60	0

PUNT RETURNS	NO	FC	YDS	AVG	LG	TD
Garrett	6	0	36	6.0	27	0
Carwell	5	1	2	0.4	4	0
Harris	4	3	5	1.3	5	0
Gladieux	2	4	-6	-3.0	-6	0
Patriots	17	8	37	2.2	27	0
Opponents	34	24	366	10.8	59	1

KICK RETURNS	NO	YDS	AVG	LG	TD
Garrett	16	410	25.6	49	0
Ashton	15	309	20.6	31	0
Hoey	9	210	23.3	30	0
Rucker	8	227	28.4	43	0
Matthews	3	74	24.7	29	0
Maitland	3	48	16.0	19	0
Beer	1	15	15.0	15	0
Patriots	55	1293	23.5	49	0
Opponents	32	784	24.5	73	0

Sacks: Adams 4.0, Rowe 2.5, Harris 2.0, Wirgowski 2.0, Hagen 1.0, Weisacosky 1.0, White 1.0, Cash 1.0, Team 0.5. Patriots 15.0, Opponents 44.0.

FIELD GOALS	1-19	20-29	30-39	40-49	50+
Walker	0/0	0/0	2/4	0/3	0/1
Gogolak	1/1	2/3	2/2	1/1	0/1
Patriots	1/1	2/3	4/6	1/4	0/2
Opponents	6/8	3/4	10/13	3/8	0/0

Gogolak: (-) (-) (23G,42n) (-) (36G,25G, 50b) (16G) (20G) (36G) (-) (-) (-) (-) (-).

Walker: (-) (-) (-) (-) (-) (-) (-) (-) (-) (48b) (39n,36G) (48b) (40n,51n) (30n,36G) (-).

Opponents: (38G,51b) (38G,21G,32b, 10n) (27n,50n) (17G) (37G,37G) (19G, 22G, 35G,33G,32n) (21G,39n,31G) (9G, 52n,18n) (16G,49n,48b) (44G,45G) (40G,45n) (36G,10G,18G) (40n,30G,45n) (35G).

Starters: Offense: WR Randy Vataha (14); LT Bob Reynolds (10), Mike Montier (4); LG M. Montier (10), Bill Lenkaitis (3), Sam Adams (1); C Jon Morris (13), B. Lenkaitis (1); RG Lennie St. Jean (14); RT Tommy Neville (14); TE Bob Windsor (14); WR Reggie Rucker (14); QB Jim Plunkett (14); RB Carl Garrett (5), Josh Ashton (4), Bob Gladieux (3), John Tarver (2); FB J. Ashton (8), B. Gladieux (3), C. Garrett (2), John Tarver (1).

Defense: LE Julius Adams (6), Jim White (6), Ron Berger (2); LT Dave Rowe (9), J. Adams (5); RE Dennis Wirgowski (13), R. Berger (1); RT Rick Cash (13), D. Wirgowski (1); LLB Ed Weisacosky (13), Dick Blanchard (1); MLB Jim Cheyuski (11), Ralph Cindrich (3); RLB Ron Acks (13), Roin Kadziel (1); LCB Larry Carwell (14); RCB John Outlaw (5), Ron Bolton (4), George Hoey (3), Honor Jackson (2); SS H. Jackson (6), Clarence Scott (6), Rickie Harris (1), G. Hoey (1); FS R. Harris (10), G. Hoey (2), H. Jackson (2).

1972 Coaching Staff: Bruce Beatty, Offensive Line, Dick Evans, Defensive Line, Tom Fletcher, Defensive Backfield, John Meyer, Linebackers, Burnie Miller, Special Teams, Sam Rutigliano, Off. Backs/Receivers, Jerry Stoltz, Receivers.

Pro Bowl (0)

PASSING	ATT	CMP	YARDS	CMP%	YDS/ATT	TD	TD%	INT	INT%	LG	SK/YDS	RATING
Plunkett	355	169	2196	47.6	6.19	8	2.3	25	7.0	62	39/385	45.7
Dowling	54	29	383	53.7	7.09	2	3.7	1	1.9	42	4/63	81.0
Garrett	1	0	0	0.0	0.0	0	0.0	1	100.0	0	1/4	0.0
Gladieux	1	0	0	0.0	0.0	0	0.0	1	100.0	0	0/0	0.0
Studstill	1	0	0	0.0	0.0	0	0.0	0	0.0	0	0/0	39.6
Patriots	412	198	2579	48.1	6.26	10	2.4	28	6.8	62	44/452	48.0
Opponents	326	175	2634	53.7	8.08	23	7.1	10	3.1	62	15/101	91.2

1973 FINAL STATISTICS (5-9)

Head Coach: Chuck Fairbanks • Third in AFC East • Home Stadium: Schaefer Stadium

DATE	W/L	SCORE	OPPONENT	ATTENDANCE
9/16	L	13-31	Buffalo	56,114
9/23	L	7-10	Kansas City	57,918
9/30	L	23-44	at Miami	80,047
10/07	W	24-16	Baltimore	57,044
10/14	L	7-9	N.Y. Jets	58,659
10/21	W	13-10	at Chicago	55,701
10/28	L	14-30	Miami	61,279
11/04	L	23-24	at Philadelphia	65,070
11/11	L	13-33	at N.Y. Jets	60,737
11/18	W	33-24	Green Bay	61,279
11/25	W	32-0	at Houston	27,344
12/02	W	30-14	San Diego	58,150
12/09	L	13-37	at Buffalo	75,841
12/16	L	13-18	at Baltimore	52,065

Team Statistics

	PATS	OPP
TOTAL FIRST DOWNS	237	215
By Rushing	97	142
By Passing	122	67
By Penalty	18	6
Third Down: Md/Att.	73/192	69/185
Third Down: Eff.	38.0	37.3
TOTAL NET YARDS	3843	4188
Avg. per Game	274.5	299.1
Total Offensive Plays	871	832
Avg. per Play	4.4	5.0
NET YARDS RUSHING	1612	2850
Total Rushing Plays	454	560
Avg. per Rush	3.6	5.1
Avg. per Game	115.1	203.6
NET YARDS PASSING	2231	1338
Avg. per Game	159.4	95.6
Sacked/Yards Lost	37/350	32/262
Gross Yards Passing	2581	1600
Att./Completions	380/195	240/134
Completion Pct.	51.3	55.8
Had Intercepted	17	13
PUNTS/AVERAGE	61/37.7	62/40.5
PENALTIES/YARDS	50/550	27/693
FUMBLES/BALLS LOST	51/25	27/18
TOUCHDOWNS	31	32
Rushing	15	16
Passing	13	11
Returns	3	5
Score by Periods	1 2 3 4 OT	0 1 2 3 4 OT
Patriots	48 69 74 67 0	258
Opponents	57 86 77 80 0	300
SCORING	TD Ru Pa Rt PAT FG S TP	TD Ru Pa Rt PAT FG S TP
White	0 0 0 0 0 21/2514/25	0 63
Plunkett	5 5 0 0 0 0 0	0 30
Cunningham	5 4 1 0 0 0 0	0 30
Herron	4 2 1 1 0 0 0	0 24
Tarver	4 4 0 0 0 0 0	0 24
Windsor	4 0 0 0 0 0 0	0 24
Rucker	3 0 3 0 0 0 0	0 18
Vataha	3 0 2 1 0 0 0	0 18
Stingley	2 0 2 0 0 0 0	0 12
Bell	0 0 0 0 4/5 1/4	0 7
Foster	1 0 0 1 0 0 0	0 6
Kiner	0 0 0 0 0 0 1	0 2
Team	0 0 0 0 0/1 0	0 0
Patriots	31 15 13 3 25/31 15/29	1 258
Opponents	32 16 11 5 30/32 26/32	0 300

RUSHING	NO	YDS	AVG	LG	TD
Cunningham	155	516	3.3	25	4
Tarver	72	321	4.5	28	4
Ashton	93	305	3.3	34	0
Plunkett	44	209	4.8	20	5
Herron	61	200	3.3	17	2
Stingley	6	64	10.7	19	0
McCall	10	15	1.5	14	0
B. Adams	2	7	3.5	4	0
Gipson	5	-1	-0.2	4	0
Rucker	2	-1	-0.5	0	0
Welch	1	-2	-2.0	-2	0
Windsor	1	-6	-6.0	-6	0
Vataha	2	-15	-7.5	-11	0
Patriots	454	1612	3.6	34	15
Opponents	560	2850	5.1	80t	16

RECEIVING	NO	YDS	AVG	LG	TD
Rucker	53	743	14.0	64	3
Windsor	23	348	15.1	36	4
Stingley	23	339	14.7	25	2
Vataha	20	341	17.1	48	2
Herron	18	265	14.7	29	1
Cunningham	15	144	9.6	34t	1
B. Adams	14	197	14.1	30	0
Ashton	11	113	10.3	51	0
Tarver	9	51	5.7	13	0
Welch	6	22	3.7	8	0
McCall	3	18	6.0	14	0
Patriots	195	2581	13.2	64	13
Opponents	134	1600	11.9	50	11

INTERCEPTIONS	NO	YDS	AVG	LG	TD
Bolton	6	65	10.8	56	0
Durko	3	26	8.7	16	0
Anderson	2	3	1.5	3	0
Acks	1	11	11.0	11	0
Jackson	1	0	0.0	0	0
Patriots	13	105	8.1	56	0
Opponents	17	285	16.8	47t	1

PUNTING	NO	YDS	AVG	LG	BLK
Barnes	55	2134	38.8	53	0
White	6	163	27.1	51	0
Patriots	61	2297	37.7	53	0
Opponents	62	2509	40.5	58	1

PUNT RETURNS	NO	FC	YDS	AVG	LG	TD
Herron	27	8	282	10.4	54	0
Stingley	3	2	21	7.0	16	0
Durko	3	2	21	7.0	15	0
Patriots	33	12	324	9.8	54	0
Opponents	29	23	154	5.3	27	0

KICK RETURNS	NO	YDS	AVG	LG	TD
Herron	41	1092	26.6	92t	1
Stingley	6	143	23.8	29	0
Rucker	5	103	20.6	43	0
McCall	2	17	8.5	17	0
Tarver	1	17	17.0	17	0
Windsor	1	0	0.0	0	0
Hannah	1	0	0.0	0	0
Patriots	57	1372	24.1	92t	1
Opponents	40	963	24.1	90t	1

Sacks: Adams 8.0, Hamilton 5.5, Moore 4.0, Cash 3.0, Rowe 2.5, Acks 1.5, Forster 1.0, Kiner 1.0, Lunsford 1.0, Smith 1.0, Bolton 0.5, Chandler 0.5, King 0.5, Tanner 0.5, Team 2.0. Patriots 32.0, Opponents 37.0.

FIELD GOALS	1-19	20-29	30-39	40-49	50+
White	6/8	2/3	3/5	3/7	0/2
Bell	0/0	0/0	1/3	0/0	0/1
Patriots	6/8	2/3	4/8	3/7	0/3
Opponents	3/3	6/7	12/14	5/8	0/0

Ball: (53n) (30n) (33b,36G);
White: (40G,18b) (34n) (32G,11G,43n) (-)
 (49n, 33G,43n,18n,47b) (-) (19G,21G,26G,18G) (48G,26n,51n,36G,46G) (11G) (14G, 12G) (52n,36n).
Opponents: (44n,48G) (33G,33n,39b) (40G,36G,40G) (38G,27G,38G) (40G, 39G,22G) (30G) (25G,38G,23G) (12G) (44G,22G,28G,39G) (33G,20n) (43b) (47b) (34G,34G,19G) (16G,32G).

Starters: Offense: WR Reggie Rucker (8), Darryl Stingley (6); LT Sam Adams (5), Leon Gray (5), Bob Reynolds (4); LG John Hannah (14); C Bill Lenkaitis (12); Jon Morris (2); RG Lennie St. Jean (14); RT Tom Neville (9), L. Gray (3), S. Adams (2); TE Bob Windsor (9), Bob Adams (5); WR R. Rucker (6), D. Stingley (4), Randy Vataha (4); DB Jim Plunkett (14); RB Josh Ashton (8), John Tarver (3), Sam Cunningham (1), Mack Herron (1), Bob McCall (1); FB S. Cunningham (9), J. Tarver (4), Claxton Welch (1).

Defense: LE Ray Hamilton (14); NT Dave Rowe (14); RE Rick Cash (14); RT Julius Adams (14); LLB Steve Kiner (14); MLB Edgar Chandler (11), Brian Stenger (2), Will Foster (1); RLB Ron Acks (14); LCB George Hoey (12), Donald Martin (2); RCB Ron Bolton (14); SS Sandy Durko (14), FS Ralph Anderson (10), Honor Jackson (3), Dave Mason (1).

1973 Coaching Staff: Hank Bulough, Defensive Line, Ron Erhardt, Offensive Backfield, Red Miller, Offensive Line, Bill Nelsen, Quarterbacks, Sam Rutigliano, Off. Backs/Receivers, Charlie Sumner, Linebackers/Secondary, Jim Valek, Special Teams, Larry Weaver, Defensive Backfield.

Pro Bowl (0)

PASSING	ATT	CMP	YARDS	CMP%	YDS/ATT	TD	TD%	INT	INT%	LG	SK/YDS	RATING
Plunkett	376	193	2550	51.3	6.78	13	3.5	17	4.5	64	37/350	65.8
Shiner	4	2	31	50.0	7.75	0	0.0	0	0.0	23	0/0	76.0
Patriots	380	195	2581	51.3	6.79	13	3.4	17	4.5	64	37/350	65.9
Opponents	240	134	1600	55.8	6.67	11	4.6	13	5.4	50	32/262	69.1

1974 FINAL STATISTICS (7-7)

Head Coach: Chuck Fairbanks • Tied for Third in AFC East • Home Stadium: Schaefer Stadium

DATE	W/L	SCORE	OPPONENT	ATTENDANCE
9/15	W	34-24	Miami	55,006
9/22	W	28-20	at N.Y. Giants	49,267
9/29	W	20-14	L.A. Rams	61,279
10/6	W	42-3	Baltimore	59,502
10/13	W	24-0	at N.Y. Jets	61,400
10/20	L	28-30	at Buffalo	80,020
10/27	W	17-14	at Minnesota	48,497
11/03	L	28-29	Buffalo	61,279
11/10	L	14-21	Cleveland	61,279
11/17	L	16-21	N.Y. Jets	61,279
11/24	W	27-17	at Baltimore	38,971
12/01	L	26-41	Oakland	54,020
12/08	L	17-21	Pittsburgh	61,279
12/15	L	27-34	at Miami	79,420

Team Statistics

TOTAL FIRST DOWNS	255	240
By Rushing	123	100
By Passing	113	129
By Penalty	19	11
Third Down: Md/Att.	96/202	73/192
Third Down: Eff.	47.5	38.0
TOTAL NET YARDS	4474	4067
Avg. per Game	319.6	290.5
Total Offensive Plays	900	879
Avg. per Play	5.0	4.6
NET YARDS RUSHING	2134	1587
Total Rushing Plays	520	467
Avg. per Rush	4.1	3.4
Avg. per Game	152.4	113.4
NET YARDS PASSING	2340	2480
Avg. per Game	167.1	177.1
Sacked/Yards Lost	21/174	38/294
Gross Yards Passing	2514	2774
Att./Completions	359/177	374/210
Completion Pct.	49.3	56.1
Had Intercepted	23	24
PUNTS/AVERAGE	71/36.2	75/38.4
PENALTIES/YARDS	87/843	76/642
FUMBLES/BALLS LOST	26/15	29/14
TOUCHDOWNS	43	37
Rushing	21	16
Passing	19	17
Returns	3	4
Score by Periods	1 2 3 4	0 1 2 3 4
Patriots	86 116 64 82	0 348

SCORING	TD	Ru	Pa	Rt	PAT	FG	S	TP
Smith	0	0	0	0	42/43	16/22	0	90
Herron	12	7	5	0	0	0	0	72
Cunningham	11	9	2	0	0	0	0	66
Rucker	4	0	4	0	0	0	0	24
Vataha	3	0	3	0	0	0	0	18
Plunkett	2	2	0	0	0	0	0	12
Stingley	2	1	1	0	0	0	0	12
Tarver	2	2	0	0	0	0	0	12
Geddes	1	0	0	1	0	0	0	6
Hannah	1	0	0	1	0	0	0	6
Marshall	1	0	1	0	0	0	0	6
Sanders	1	0	0	1	0	0	0	6
Schubert	1	0	1	0	0	0	0	6
Tanner	1	0	1	0	0	0	0	6
Windsor	1	0	1	0	0	0	0	6
Patriots	43	21	19	3	42/43	16/22	0	348
Opponents	37	16	17	4	32/37	11/18	1	289

RUSHING	NO	YDS	AVG	LG	TD
Herron	231	824	3.6	28	7
Cunningham	166	811	4.9	75t	9
Plunkett	30	161	5.4	37	2
Tarver	41	101	2.5	18	2
Ashton	26	99	3.8	22	0
Stingley	5	63	12.6	23t	1
Wilson	15	57	3.8	12	0
Vataha	3	21	7.0	24	0
Hinton	1	1	1.0	1	0
Johnson	2	-4	-2.0	-2	0
Patriots	520	2134	4.1	75t	21
Opponents	467	1587	3.4	34	16

RECEIVING	NO	YDS	AVG	LG	TD
Herron	38	474	12.5	18	5
Rucker	27	436	16.1	69t	4
Vataha	25	561	22.4	59t	3
Cunningham	22	214	9.7	37	2
Adams, B.	17	244	14.4	24	0
Windsor	12	127	10.6	20	1
Stingley	10	139	13.9	20t	1
Tarver	9	37	4.1	12	0
Johnson	8	147	18.4	34	0
Wilson	3	38	12.7	23	0
Hinton	2	36	18.0	20	0
Tanner	2	23	11.5	21	1
Schubert	1	21	21.0	21t	1
Marshall	1	17	17.0	17t	1
Patriots	177	2514	14.2	69t	19
Opponents	210	2774	13.2	61	17

INTERCEPTIONS	NO	YDS	AVG	LG	TD
Bolton	7	18	2.6	10	0
Sanders	5	57	11.4	23t	1
Hunt	3	66	22.0	27	0
McCray	3	61	20.3	33	0
Mildren	3	51	17.0	41	0
Geddes	2	32	16.0	29t	1
King	1	9	9.0	9	0
Patriots	24	294	12.3	41	2
Opponents	23	331	14.4	72t	2

PUNTING	NO	YDS	AVG	LG	BLK
Barnes	45	1604	35.6	50	0
Chapple	26	967	37.2	57	0
Patriots	71	2571	36.2	57	0
Opponents	75	2882	38.4	59	0

PUNT RETURNS	NO	FC	YDS	AVG	LG	TD
Herron	35	4	517	14.8	66	0
Schubert	3	2	15	5.0	11	0
Durko	1	1	1	1.0	1	0
Hinton	1	0	0	0.0	0	0
Johnson	0	3	0	0.0	0	0
Sanders	0	1	0	0.0	0	0
Patriots	40	11	533	13.3	66	0
Opponents	41	5	314	7.7	42	0

KICK RETURNS	NO	YDS	AVG	LG	TD
Herron	28	629	18.0	62	0
Johnson	15	303	20.2	41	0
Schubert	5	112	22.4	32	0
Hinton	3	83	27.7	53	0
Wilson	2	33	16.5	18	0
Tanner	2	17	8.5	17	0
Hunt	1	21	21.0	21	0
Durko	1	0	0.0	0	0
Smith, D.	1	0	0.0	0	0
Patriots	58	1198	20.7	62	0
Opponents	64	1678	26.2	88t	1

Sacks: Adams 8.0, Hamilton 5.0, Lunsford 5.0, McGee 4.5, Webster 4.5, King 3.5, Smith 3.0, Moore 2.0, Hunt 1.5, Nelson 1.0, Carter 0.5. Patriots 38.0, Opponents 21.0.

FIELD GOALS	1-19	20-29	30-39	40-49	50+
Smith	0/0	6/7	8/10	2/5	0/0
Patriots	0/0	6/7	8/10	2/5	0/0
Opponents	0/0	5/5	2/4	4/9	0/0

Smith: (21G,21n,26G) (30n) (39G,23G) (-) (37G) (-) (37G) (47n,46b) (-) (32G, 34n,44G,35G) (33G,28G) (22G,35G) (20G,44n) (46G,34G).

Opponents: (33G) (-) (41b) (31n,27G) (-) (35G) (43n,34n) (45G,20G,46n,47G) (-) (-) (48n,25G) (-) (40G,27G,47n) (28G, 40G).

Starters: Offense: WR Reggie Rucker (9), Andy Johnson (3), Eddie Hinton (1), Darryl Stingley (1); LT Leon Gray (14); LG John Hannah (14); C Bill Lenkaitis (14); RG Sam Adams (13), Bill DuLac (1); RT Tom Neville (14); TE Bob Adams (7), Bob Windsor (7); WR Randy Vataha (9), Steve Schubert (3), R. Rucker (1), D. Stingley (1); QB Jim Plunkett (14); RB Mack Herron (14); Sam Cunningham (10), Josh Tarver (4).

Defense: LE Mel Lunsford (7), Julius Adams (5), Ray Hamilton (1), Tony McGee (1); NT/LT R. Hamilton (13), M. Lunsford (1); RE/RT J. Adams (6), George Webster (5), M. Lunsford (2), J. Tanner (1); LOLB/RE G. Webster (7), M. Lunsford (3), J. Adams (3), J. Tanner (1); LILB/LLB Steve Nelson (9), Bob Geddes (5); RILB Sam Hunt (14); ROLB Steve King (14); LCB John Sanders (10), Willie Osley (3), Ron Bolton (1); RCB R. Bolton (13), W. Osley (1); SS Jack Mildren (9), Sandy Durko (4), Prentice McCray (1); FS P. McCray (13), J. Mildren (1).

1974 Coaching Staff: Hank Bullough, Defensive Line, Ron Erhardt, Offensive Backfield, Red Miller, Offensive Line, Bill Nelsen, Quarterbacks, Ray Perkins, Receivers, Charlie Sumner, Linebackers/Secondary, Jim Valek, Special Teams, Larry Weaver, Defensive Backfield.

Pro Bowl (0)

PASSING	ATT	CMP	YARDS	CMP%	YDS/ATT	TD	TD%	INT	INT%	LG	SK/YDS	RATING
Plunkett	352	173	2457	49.1	6.98	19	5.4	22	6.3	69t	21/174	64.1
Shiner	6	3	37	50.0	6.17	0	0.0	1	16.7	18	0/0	29.9
Graff	1	1	20	100.0	20.0	0	0.0	0	0.0	20	0/0	118.8
Patriots	359	177	2514	49.3	7.00	19	5.3	23	6.4	69t	21/174	63.3
Opponents	374	210	2774	56.1	7.42	17	4.5	24	6.4	67t	38/294	68.2

1975 FINAL STATISTICS (3-11)

Head Coach: Chuck Fairbanks • Tied for Fourth in AFC East • Home Stadium: Schaefer Stadium

DATE	W/L	SCORE	OPPONENT	ATTENDANCE
9/21	L	0-7	Houston	54,212
9/28	L	14-22	Miami	61,279
10/05	L	7-36	at N.Y. Jets	61,415
10/12	L	10-27	at Cincinnati	55,856
10/19	W	21-10	Baltimore	56,844
10/26	W	24-16	San Francisco	60,691
11/02	L	17-24	at St. Louis	47,263
11/09	W	33-19	at San Diego	26,090
11/16	L	31-34	Dallas	61,279
11/23	L	31-45	at Buffalo	69,207
12/01	L	7-20	at Miami	68,480
12/07	L	28-30	N.Y. Jets	57,539
12/14	L	14-34	Buffalo	59,646
12/21	L	21-34	at Baltimore	50,801

Team Statistics

	PATS	OPP
TOTAL FIRST DOWNS	253	254
By Rushing	94	118
By Passing	133	120
By Penalty	26	16
Third Down: Md/Att.	82/195	90/216
Third Down: Eff.	42.1	41.7
TOTAL NET YARDS	4283	4464
Avg. per Game	305.9	318.9
Total Offensive Plays	912	956
Avg. per Play	4.7	4.7
NET YARDS RUSHING	1845	2220
Total Rushing Plays	472	555
Avg. per Rush	3.9	4.0
Avg. per Game	131.8	158.6
NET YARDS PASSING	2438	2244
Avg. per Game	174.1	160.3
Sacked/Yards Lost	39/330	33/271
Gross Yards Passing	2768	2515
Att./Completions	401/193	368/213
Completion Pct.	48.1	57.9
Had Intercepted	28	13
PUNTS/AVERAGE	83/38.8	77/39.5
PENALTIES/YARDS	89/719	103/759
FUMBLES/BALLS LOST	43/22	31/16
TOUCHDOWNS	33	42
Rushing	14	20
Passing	16	18
Returns	3	4
Score by Periods	1 2 3 4 OT Total	0 0 0 0 0 258
Patriots	37 107 38 76	0 258
Opponents	67 77 110 104	0 358
SCORING	TD Ru Pa Rt PAT FG \$ TP	0 0 0 0 0 33/33 9/17 0 60
Cunningham	8 6 2 0 0 0 0 0 48	
Vataha	6 0 6 0 0 0 0 0 36	
Francis	4 0 4 0 0 0 0 0 24	
Johnson	4 3 1 0 0 0 0 0 24	
Grogan	3 3 0 0 0 0 0 0 18	
Calhoun	2 1 1 0 0 0 0 0 12	
Stingley	2 0 2 0 0 0 0 0 12	
Carter	1 0 0 1 0 0 0 0 6	
Hamilton	1 0 0 1 0 0 0 0 6	
Howard	1 0 0 1 0 0 0 0 6	
Plunkett	1 1 0 0 0 0 0 0 6	
Patriots	33 14 16 3 33/33 9/17 0 258	
Opponents	42 20 18 4 37/42 23/35 0 358	

RUSHING	NO	YDS	AVG	LG	TD
Cunningham	169	666	3.9	17	6
Johnson	117	488	4.2	66t	3
Herron	61	274	4.5	53	0
Grogan	30	110	3.7	14	3
Calhoun	23	104	4.5	38t	1
Carter	22	95	4.3	19	0
McQuay	33	47	1.4	9	0
Stingley	6	39	6.5	21	0
Dressler	3	8	2.7	6	0
Plunkett	4	7	1.8	5	1
Vataha	1	4	4.0	4	0
Graff	2	2	1.0	2	0
Anderson	1	1	1.0	1	0
Patriots	472	1845	3.9	66t	14
Opponents	555	2220	4.0	63t	20

RECEIVING	NO	YDS	AVG	LG	TD
Vataha	46	720	15.7	47	6
Francis	35	636	18.2	48	4
Cunningham	32	253	7.9	24	2
Johnson	26	294	11.3	29	1
Stingley	21	378	18.0	45	2
Burks	6	168	28.3	76	0
Windsor	6	57	9.5	12	0
Calhoun	5	111	22.2	62t	1
Herron	5	50	10.0	19	0
Wright	4	46	11.5	20	0
McQuay	4	27	6.8	16	0
Carter	2	39	19.5	26	0
Dressler	1	-1	-1.0	-1	0
Patriots	193	2768	14.3	76	16
Opponents	213	2515	11.8	77t	18

INTERCEPTIONS	NO	YDS	AVG	LG	TD
Bolton	5	33	6.6	15	0
Howard	3	52	17.3	44t	1
Nelson	2	8	4.0	4	0
Reilly	1	54	54.0	54	0
Sanders	1	18	18.0	18	0
Webster	1	0	0.0	0	0
Patriots	13	165	12.7	54	1
Opponents	28	388	13.9	58	1

PUNTING	NO	YDS	AVG	LG	BLK
Patrick	83	3223	38.8	62	0
Patriots	83	3223	38.8	62	0
Opponents	77	3042	39.5	65	1

PUNT RETURNS	NO	FC	YDS	AVG	LG	TD
Stingley	15	2	113	7.5	29	0
Herron	12	2	89	7.4	17	0
Johnson	6	4	60	10.0	15	0
Patriots	33	8	262	7.9	29	0
Opponents	42	12	513	12.2	69t	1

KICK RETURNS	NO	YDS	AVG	LG	TD
Carter	32	879	27.5	99t	1
McQuay	15	252	16.8	34	0
Johnson	10	188	18.8	32	0
Burks	4	65	16.3	25	0
Herron	2	75	37.5	40	0
Stingley	2	44	22.0	24	0
Calhoun	1	17	17.0	17	0
Patriots	66	1520	23.0	99t	1
Opponents	46	1142	24.8	59	0

Sacks: McGee 9.0, Hamilton 6.0, Adams 4.0, Hanneman 4.0, Zabel 3.0, Hunt 2.0, Nelson 2.0, Cusik 1.0, King 1.0, Webster 1.0. Patriots 33.0, Opponents 39.0.

FIELD GOALS	1-19	20-29	30-39	40-49	50+
Smith	1/1	1/1	5/6	2/8	0/1
Patriots	1/1	1/1	5/6	2/8	0/1
Opponents	1/1	11/11	6/10	5/13	0/0

Smith: (44n,46n) (40n) (-) (35g) (52n) (44g,41b) (32g) (38g,19g,35g,46g) (29g) (42b,34g) (43n) (33b) (-).

Opponents: (36n) (26G,26G,33G) (46n, 47G) (29G,21G) (34G) (47n,28G) (44b, 21G) (41G,49n,30G,25G,37G) (43G, 26G) (28G,43n) (25G,39G) (42G,27G, 48b,44G,46b,38n) (31n) (19G,44n,37n, 31G)

Starters: Offense: WR Randy Vataha (14); LT Leon Gray (14); LG John Hannah (14); C Bill Lenkaitis (11), Doug Dumlur (3); RG Sam Adams (13), Bill Dulac (1); RT Shelby Jordan (14); TE Russ Francis (11), Bob Windsor (3); WR Darryl Stingley (14); QB Steve Grogan (7), Jim Plunkett (5), Neil Graff (2); RB Andy Johnson (9), Mack Herron (5); FB Sam Cunningham (13), Don Calhoun (1).

Defense: LE Tony McGee (10), Mel Lunstford (4); LT/NT Ray Hamilton (14); RE/RT Julius Adams (8), Marlin Imhof (3), Craig Hanneman (2), Sam Hunt (1); LOLB/RE George Webster (9), Steve Zabel (2), C. Hanneman (1), Steve King (1), Kevin Reilly (1); LILB/LLB Steve Nelson (13), G. Webster (1); RILB/MLB S. Hunt (12), Bob Geddes (1), S. Nelson (1); ROLB/RLB S. King (7), S. Zabel (7); LCB Bob Howard (14), RCB Ron Bolton (13), Jim Massey (1); SS Prentice McCray (14); FS John Sanders (14).

1975 Coaching Staff: Hank Bullough, Defensive Line, Rollie Dotsch, Outside Linebackers, Ron Erhardt, Offensive Backfield, Red Miller, Offensive Line, Ray Perkins, Receivers, John Polonchek, QBs/Special Asst. to Head Coach, Charlie Sumner, Linebackers/Secondary, Jim Valek, Special Teams, Larry Weaver, Defensive Backfield.

Pro Bowl (0)

PASSING	ATT	CMP	YARDS	CMP%	YDS/ATT	TD	TD%	INT	INT%	LG	SK/YDS	RATING
Grogan	274	139	1976	50.7	7.21	11	4.0	18	6.6	62t	22/207	60.4
Plunkett	92	36	571	39.1	6.21	3	3.3	7	7.6	76	13/89	39.7
Graff	35	18	221	51.4	6.31	2	5.7	3	8.6	31t	4/34	54.6
Patriots	401	193	2768	48.1	6.90	16	4.0	28	7.0	76	39/330	55.2
Opponents	368	213	2515	57.9	6.83	18	4.9	13	3.5	77t	33/271	80.4

1976 FINAL STATISTICS (11-3)

Head Coach: Chuck Fairbanks • Second in AFC East (Wild Card Playoff Qualifier) • Home Stadium: Schaefer Stadium

DATE	W/L	SCORE	OPPONENT	ATTENDANCE
9/12	L	13-27	Baltimore	43,637
9/19	W	30-14	Miami	46,227
9/26	W	30-27	Pittsburgh	50,350
10/03	W	48-17	Oakland	61,279
10/10	L	10-30	Detroit	63,711
10/18	W	41-7	N.Y. Jets	51,236
10/24	W	26-22	Buffalo	50,383
10/31	L	3-10	Miami	57,984
11/07	W	20-10	Buffalo	61,279
11/14	W	21-14	Baltimore	60,020
11/21	W	38-24	N.Y. Jets	58,509
11/28	W	38-14	Denver	61,279
12/05	W	27-6	New Orleans	54,057
12/12	W	31-14	Tampa Bay	46,475
AFC PLAYOFFS				
12/18	L	21-24	Oakland	54,037

Team Statistics

	PATS	OPP
TOTAL FIRST DOWNS	260	258
By Rushing	150	102
By Passing	95	134
By Penalty	15	22
Third Down: Md/Att.	76/192	90/209
Third Down: Eff.	39.6	43.0
TOTAL NET YARDS	4694	4022
Avg. per Game	335.3	287.3
Total Offensive Plays	918	947
Avg. per Play	5.1	4.2
NET YARDS RUSHING	2948	1847
Total Rushing Plays	591	462
Avg. per Rush	5.0	4.0
Avg. per Game	210.6	131.9
NET YARDS PASSING	1746	2175
Avg. per Game	124.7	155.4
Sacked/Yards Lost	19/164	47/429
Gross Yards Passing	1910	2604
Att./Completions	309/146	437/229
Completion Pct.	47.6	52.4
Had Intercepted	20	23
PUNTS/AVERAGE	67/40.1	75/38.8
PENALTIES/YARDS	102/914	88/764
FUMBLES/BALLS LOST	28/16	37/27
TOUCHDOWNS	48	29
Rushing	24	12
Passing	18	16
Returns	6	1
Score by Periods	1 2 3 4 OT	0 0 0 0 0
Patriots	54 133 97 92	0 376
Opponents	40 91 30 75	0 236
Sacks: McGee 9.5, Barnes 8.0, Hamilton 6.5, Bishop 6.0, Adams 5.0, Zabel 4.0, Lunsford 2.5, Tipton 2.0, King 1.5, Nelson 1.0. Patriots 47.0, Opponents 19.0.		

SCORING	TD	Ru	Pa	Rt	PAT	FG	S	TP
Smith	0	0	0	0	42/46	15/25	0	87
Grogan	13	12	0	1	0	0	0	78
Johnson	10	6	4	0	0	0	0	60
Stingley	4	0	4	0	0	0	0	24
Cunningham	3	3	0	0	0	0	0	18
Francis	3	0	3	0	0	0	0	18
Chandler	3	0	3	0	0	0	0	18
Forté	2	1	1	0	0	0	0	12
Haynes	2	0	0	2	0	0	0	12
McCray	2	0	0	2	0	0	0	12
Calhoun	1	1	0	0	0	0	0	6
Phillips	1	1	0	0	0	0	0	6
Briscoe	1	0	1	0	0	0	0	6
Brock	1	0	1	0	0	0	0	6
Vataha	1	0	1	0	0	0	0	6
Hunt	1	0	0	1	0	0	0	6
Zabel	0	0	0	0	1/1	0/0	0	1
Team	0	0	0	0	0/1	0/0	0	0
Patriots	48	24	18	6	43/48	15/25	0	376
Opponents	29	12	16	1	26/29	12/17	0	236

RUSHING	NO	YDS	AVG	LG	TD
Cunningham	172	824	4.8	24	3
Calhoun	129	721	5.6	54	1
Johnson	169	699	4.1	69t	6
Grogan	60	397	6.6	41t	12
Phillips	24	164	6.8	46	1
Forté	25	100	4.0	26	1
Stingley	8	45	5.6	27	0
Francis	2	12	6.0	8	0
Burks	1	2	2.0	2	0
Patrick	1	-16	-16.0	-16	0
Patriots	591	2948	5.0	69t	24
Opponents	462	1847	4.0	46	12

RECEIVING	NO	YDS	AVG	LG	TD
Johnson	29	343	11.8	53	4
Cunningham	27	299	11.1	41	0
Francis	26	367	14.1	48	3
Stingley	17	370	21.8	58t	4
Calhoun	12	56	4.7	12	0
Vataha	11	192	17.5	44	1
Briscoe	10	136	13.6	21	1
Chandler	5	49	9.8	29	3
Forté	3	9	3.0	6t	1
Burks	2	27	13.5	17	0
Feacher	2	38	19.0	21	0
Phillips	1	18	18.0	18	0
Brock	1	6	6.0	6t	1
Patriots	146	1910	13.1	58t	18
Opponents	229	2604	11.4	55	16

INTERCEPTIONS	NO	YDS	AVG	LG	TD
Haynes	8	90	11.3	28	0
McCray	5	182	36.4	63t	2
Fox	3	67	22.3	29	0
Howard	3	28	9.3	15	0
Hunt	2	106	53.0	68t	1
Nelson	2	32	16.0	34	0
Patriots	23	505	22.0	68t	3
Opponents	20	380	19.0	76	0

PUNTING	NO	YDS	AVG	LG	TB	IN20
Patrick	67	2688	40.1	52	12	12
Patriots	67	2688	40.1	52	12	12
Opponents	75	2909	38.8	57	8	7

PUNT RETURNS	NO	FC	YDS	AVG	LG	TD
Haynes	45	0	608	13.5	89t	2
Beaudoin	2	0	18	9.0	11	0
Stingley	1	0	2	2.0	2	0
Patriots	48	0	628	13.1	89t	2
Opponents	37	7	288	7.8	32	0

Kick Returns	No	Yds	Avg	Lg	TD
Phillips	14	397	28.4	71	0
Feacher	10	240	24.0	46	0
Calhoun	9	183	20.3	33	0
Beaudoin	6	134	22.3	44	0
Forté	3	62	20.7	29	0
Conn	2	29	14.5	26	0
Carter	1	19	19.0	19	0
McKay	1	23	23.0	23	0
Patriots	46	1087	23.6	71	0
Opponents	71	1559	22.1	58	0

FIELD GOALS	1-19	20-29	30-39	40-49	50+
Smith	0/1	4/4	4/6	7/14	0/0
Patriots	0/1	4/4	4/6	7/14	0/0
Opponents	1/1	2/2	4/5	4/8	1/1

Smith: (31 G, 27 G, 39b) (42n, 22G, 47n) (42G, 40G, 26G, 37n) (-) (41G) (-) (44G, 32G) (43G) (46G, 33G) (48n, 44n) (28G) (44n, 19n, 49G, 41n) (43n) (30G).

Opponents: (28G, 32G) (-) (32G, 41G, 48n) (44G) (44n, 36G) (-) (46G, 34n) (47G) (31G) (40n) (19G) (-) (50G, 47n, 29G) (-).

Starters: Offense: WR Randy Vataha (8), Darryl Stingley (4), Marlin Briscoe (2); LT Leon Gray (14); LG John Hannah (14); C Bill Lenkaitis (14); RG Sam Adams (14); RT Bob McKay (14); TE Russ Francis (12), Al Chandler (2); WR D. Stingley (9), M. Briscoe (3), Steve Burks (1), A. Chandler (1); QB Steve Grogan (16); RB Andy Johnson (12), Sam Cunningham (1), Ike Forté (1); FB S. Cunningham (10), Don Calhoun (3), A. Johnson (1).

Defense: LE Tony McGee (13), Mel Lunsford (1); NT Ray Hamilton (14); RE Julius Adams (14); LOLB Steve Zabel (14); LILB Steve Nelson (11), Sam Hunt (2), Donnie Thomas (1); RILB S. Hunt (9), George Webster (3), Jim Romaniszy (2); ROLB Pete Barnes (7), Steve King (7); LCB Bob Howard (14); RCB Mike Haynes (14); SS Prentice McCray (14); FS Tim Fox (13), Dick Conn (1).

1976 Coaching Staff: Hank Bulough, Defensive Line, Rollie Dotsch, Outside Linebackers, Ron Erhardt, Offensive Backfield, Red Miller, Offensive Line, Ray Perkins, Receivers, John Polonchuk, QBs/Special Asst. to Head Coach, Charlie Sumner, Linebackers/Secondary, Larry Weaver, Defensive Backfield, Tom Yewcic, Offensive Backfield/Special Teams.

Pro Bowl (4): TE Russ Francis (1), T Leon Gray (1), G John Hannah (1), CB Mike Haynes (1).

PASSING	ATT	CMP	YARDS	CMP%	YDS/ATT	TD	TD%	INT	INT%	LG	SK/YDS	RATING
Grogan	302	145	1903	48.0	6.30	18	6.0	20	6.6	58t	18/155	60.6
Owen	5	1	7	20.0	1.40	0	0.0	0	0.0	7	0/0	39.6
Johnson	2	0	0	0.0	0.0	0	0.0	0	0.0	0	0/0	39.6
Briscoe	0	0	0	0.0	0.0	0	0.0	0	0.0	0	1/9	--
Patriots	309	146	1910	47.2	6.25	18	5.8	20	6.5	58t	19/164	59.7
Opponents	437	229	2604	52.4	5.96	16	3.7	23	5.3	55	47/429	60.9

1977 FINAL STATISTICS (9-5)

Head Coach: Chuck Fairbanks • Third in AFC East • Home Stadium: Schaefer Stadium

Date	W/L	Score	Opponent	Attendance
9/18	W	21-17	Kansas City	58,288
9/26	L	27-30	at Cleveland OT	77,910
10/02	L	27-30	at N.Y. Jets	49,801
10/09	W	31-0	Seattle	54,363
10/16	W	24-20	at San Diego	51,143
10/23	W	17-3	Baltimore	61,279
10/30	W	24-13	N.Y. Jets	61,279
11/06	L	14-24	Buffalo	61,279
11/13	L	5-17	at Miami	67,907
11/20	W	20-7	at Buffalo	31,157
11/27	W	14-6	Philadelphia	58,192
12/04	W	16-10	at Atlanta	60,738
12/11	W	14-10	Miami	61,279
12/18	L	24-30	at Baltimore	60,763

Team Statistics

	PATS	OPP
TOTAL FIRST DOWNS	247	215
By Rushing	132	86
By Passing	101	111
By Penalty	14	18
Third Down: Md/Att.	98/199	74/196
Third Down: Eff.	49.0	38.0
TOTAL NET YARDS	4310	3638
Avg. per Game	307.9	259.9
Total Offensive Plays	922	866
Avg. per Play	4.7	4.7
NET YARDS RUSHING	2303	1605
Total Rushing Plays	603	452
Avg. per Rush	3.8	3.6
Avg. per Game	164.5	114.6
NET YARDS PASSING	2007	2033
Avg. per Game	143.4	145.2
Sacked/Yards Lost	14/155	58/471
Gross Yards Passing	2162	2504
Att./Completions	305/160	356/188
Completion Pct.	52.5	52.8
Had Intercepted	21	19
PUNTS/AVERAGE	68/34.6	78/39.1
PENALTIES/YARDS	112/931	71/610
FUMBLES/BALLS LOST	28/15	20/10
TOUCHDOWNS	33	26
Rushing	13	8
Passing	17	16
Returns	3	2
Score by Periods	1 2 3 4 OT Total	
Patriots	79 65 74 60 0	278
Opponents	58 23 61 72 3	217
SCORING	TD Ru Pa Rt PAT FG S TP	
Smith	0 0 0 0 33/33 15/21 0	78
Stingley	6 1 5 0 0 0 0 0	36
Cunningham	5 4 1 0 0 0 0 0	30
Calhoun	4 4 0 0 0 0 0 0	24
Francis	4 0 4 0 0 0 0 0	24
Hasselbeck	4 0 4 0 0 0 0 0	24
Clayborn	3 0 0 3 0 0 0 1	20
Morgan	3 0 3 0 0 0 0 0	18
Forte	2 2 0 0 0 0 0 0	12
Grogan	1 1 0 0 0 0 0 0	6
Phillips	1 1 0 0 0 0 0 0	6
Patriots	33 13 17 3 33/33 15/21 1	278
Opponents	26 8 16 2 22/26 13/21 0	217

RUSHING	NO	YDS	AVG	LG	TD
Cunningham	270	1015	3.8	31t	4
Calhoun	198	727	3.7	25	4
Grogan	61	324	5.3	41	1
Forte	62	157	2.5	16	2
Phillips	5	27	5.4	13	1
Stingley	3	33	11.0	34t	1
Ivory	3	10	3.3	9	0
Morgan	1	10	10.0	10	0
Patriots	603	2303	3.8	41	13
Opponents	452	1605	3.6	66	8

RECEIVING	NO	YDS	AVG	LG	TD
Cunningham	42	370	8.8	35	1
Stingley	39	657	16.8	68	5
Morgan	21	443	21.1	64t	3
Francis	16	229	14.3	31t	4
Calhoun	13	152	11.7	47	0
Hasselbeck	9	76	8.4	21	0
Forte	8	88	11.0	22	0
Chandler	7	68	9.7	16	0
Burks	5	79	15.8	22	0
Patriots	160	2162	13.5	68	17
Opponents	188	2504	13.3	78	16

INTERCEPTIONS	NO	YDS	AVG	LG	TD
Haynes	5	54	10.8	22	0
McCray	4	61	15.2	48	0
Howard	4	10	2.2	6	0
Fox	3	39	13.0	27	0
Hunt	2	17	8.5	10	0
Barnes	1	13	13.0	13	0
Patriots	19	194	10.2	48	0
Opponents	21	279	13.3	45	0
PUNTING	NO	YDS	AVG	LG	TB
Patrick	68	2354	34.6	64	13
Patriots	68	2354	34.6	64	13
Opponents	78	3048	39.1	65	9

PUNT RETURNS	NO	FC	YDS	AVG	LG	TD
Morgan	16	2	220	13.8	53	0
Forte	2	1	9	4.5	6	0
Beaudoin	1	0	0	0.0	0	0
Westbrook	0	1	0	0.0	0	0
Patriots	43	6	429	10.0	53	0
Opponents	33	6	270	8.2	23	0

KICK RETURNS	NO	YDS	AVG	LG	TD
Clayborn	28	869	31.0	101t	3
Phillips	6	93	15.5	22	0
Beaudoin	4	73	18.3	30	0
McKay	1	16	16.0	16	0
Patriots	39	1051	26.9	101t	3
Opponents	52	1086	20.9	73	0

Sacks: McGee 12.0, Hamilton 10.0, Adams 9.5, Shoate 6.0, Barnes 5.0, Nelson 5.0, Boyd 2.5, Fox 2.0, Lunford 1.5, Bishop 1.0, Clayborn 1.0, Hunt 1.0, King 1.0, Zabel 0.5. Patriots 58.0, Opponents 14.0.

FIELD GOALS	1-19	20-29	30-39	40-49	50+
Smith	1/1	4/5	9/11	1/4	0/0
Patriots	1/1	4/5	9/11	1/4	0/0
Opponents	0/1	5/5	7/11	1/4	0/0

Smith: (-) (35G,28G) (44G,24G) (36G, 26wr) (28G) (18G) (30G) (-) (37n,35G) (33G, 25G,44n) (-) (47s,36G,32G,29G,35b) (47b) (30G).

Opponents: (22G) (37G,37G,35G,44wr,39b) (38b,37G) (-) (-) (40G) (36G, 40w,21G) (30G) (33G) (-) (19b,33w) (25G) (28G) (38w,28G,45w).

Starters: Offense: WR Stanley Morgan (14); LT Leon Gray (11), Shelby Jordan (3); LG John Hannah (11), Pete Brock (3); C Bill Lenkaitis (14); RG Sam Adams (13), P. Brock (1); RT Tom Neville (13), Bob McKay (3); TE Russ Francis (10), Al Chandler (3), Don Hasselbeck (1); WR Darryl Stingley (14); QB Steve Grogan (14); RB Don Calhoun (14); FB Sam Cunningham (14).

Defense: LE Mel Lunford (13), Tony McGee (1); NT Ray Hamilton (14); RE Julius Adams (14); LOLB Steve Zabel (10), Steve King (4); LILB Steve Nelson (13), Ray Costick (1); RILB Sam Hunt (13), R. Costick (1); ROLB Pete Barnes (11), Rod Shoate (3); LCB Bob Howard (12), Raymond Clayborn (2); RCB Mike Haynes (14); SS Prentice McCray (14); FS Tim Fox (14).

1977 Coaching Staff: Hank Bullough, Defensive Line, Ron Erhardt, Offensive Backfield, Leon McLaughlin, Offensive Line, Ray Perkins, Receivers, John Polonchek, QBs/Special Asst. to Head Coach, Charlie Sumner, Linebackers/ Secondary, Dick Walker, Defensive Backs, Tom Yewcic, Offensive Backfield/ Special Teams.

Pro Bowl (2): TE Russ Francis (2), CB Mike Haynes (2).

PASSING	ATT	CMP	YARDS	CMP%	YDS/ATT	TD	TD%	INT	INT%	LG	SK/YDS	RATING
Grogan	305	160	2162	52.5	7.09	17	5.6	21	6.9	68	14/155	65.2
Patriots	305	160	2162	52.5	7.09	17	5.6	21	6.9	68	14/155	65.2
Opponents	356	188	2504	52.8	7.03	16	4.5	19	5.3	78	58/471	68.1

1978 FINAL STATISTICS (11-5)

Head Coaches: Chuck Fairbanks (11-4); Ron Erhardt & Hank Bulough co-head coaches (0-1) • AFC East Division Champions • Home Stadium: Schaefer Stadium

DATE	W/L	SCORE	OPPONENT	ATTENDANCE
9/03	L	14-16	Washington	55,063
9/10	W	16-6 at	St. Louis	49,555
9/18	L	27-34	Baltimore	57,503
9/24	W	21-14 at	Oakland	53,500
10/01	W	28-23	San Diego	61,297
10/08	W	24-14	Philadelphia	61,297
10/15	W	10-3 at	Cincinnati	56,257
10/22	W	33-24	Miami	61,297
10/29	W	55-21	N.Y. Jets	61,297
11/05	W	14-10 at	Buffalo	46,101
11/12	L	23-26	Houston	61,297
11/19	W	19-17 at	N.Y. Jets	60,372
11/26	W	35-14 at	Baltimore	49,404
12/03	L	10-17 at	Dallas	65,045
12/10	W	26-24	Buffalo	59,927
12/18	L	3-23 at	Miami	75,445
AFC PLAYOFFS				
12/31	L	14-31	Houston	61,297

Team Statistics

	PATS	OPP
TOTAL FIRST DOWNS	322	258
By Rushing	181	100
By Passing	125	143
By Penalty	16	15
Third Down: Md/Att.	92/203	96/220
Third Down: Eff.	45.3	43.6
TOTAL NET YARDS	5965	4615
Avg. per Game	372.8	288.4
Total Offensive Plays	1085	971
Avg. per Play	5.5	4.8
NET YARDS RUSHING	3165	1852
Total Rushing Plays	671	511
Avg. per Rush	4.7	3.6
Avg. per Game	197.8	115.8
NET YARDS PASSING	2800	2763
Avg. per Game	175.0	172.7
Sacked/Yards Lost	24/206	35/296
Gross Yards Passing	3006	3059
Att./Completions	390/196	425/235
Completion Pct.	50.3	55.3
Had Intercepted	25	22
PUNTS/AVERAGE	61/35.0	78/39.5
PENALTIES/YARDS	92/852	61/683
FUMBLES/BALLS LOST	35/21	34/21
TOUCHDOWNS	46	38
Rushing	30	14
Passing	15	21
Returns	1	3
Score by Periods	1 2 3 4 OT Total	0 0 0 0 0 286
Patriots	77 122 63 96	0 358
Opponents	55 60 71 97	0 286
SCORING	TD Ru Pa Rt PAT FG S TP	TD Ru Pa Rt PAT FG S TP
Ivory	11 11 0 0 0 0 0 0 66	
Fosey	0 0 0 0 0 29/31 11/22 0 62	
Cunningham	8 8 0 0 0 0 0 0 48	
Jackson	6 0 6 0 0 0 0 0 36	
Grogan	5 5 0 0 0 0 0 0 30	
Morgan	5 0 5 0 0 0 0 0 30	
Francis	4 0 4 0 0 0 0 0 24	
Johnson	3 3 0 0 0 0 0 0 18	
McAlister	2 2 0 0 0 0 0 0 12	
Smith	0 0 0 0 6/7 1/1 0 0 9	
Lowery	0 0 0 0 7/7 0/1 0 0 7	
Calhoun	1 1 0 0 0 0 0 0 6	
Haynes	1 0 0 1 0 0 0 0 6	
Bishop	0 0 0 0 0 0 1 0 2	
Fox	0 0 0 0 0 0 0 1 2	
Wilson	0 0 0 0 0 0/1 0/0 0 0	
Patriots	46 30 15 1 42/46 12/24 2 358	
Opponents	38 14 21 3 31/38 9/19 0 286	

RUSHING	NO	YDS	AVG	LG	TD
Cunningham	199	763	3.9	52t	8
Ivory	141	693	4.9	28	11
Johnson	147	675	4.6	52	3
Grogan	81	533	6.7	31	5
Calhoun	76	391	5.1	73	1
McAlister	19	77	4.1	16	2
Morgan	2	11	5.5	6	0
Jackson	1	7	7.0	7	0
Tatupu	3	6	2.0	3	0
Wilson	1	0	0.0	0	0
Westbrook	1	-2	-2.0	-2	0
Patriots	671	3165	4.7	73	30
Opponents	511	1852	3.6	32t	14

RECEIVING	NO	YDS	AVG	LG	TD
Francis	39	543	13.9	53	4
Jackson	37	743	20.1	57	6
Morgan	34	821	24.1	75t	5
Cunningham	31	297	9.6	31	0
Jonsson	26	267	10.3	31	0
Ivory	14	122	8.7	18	0
Hasselbeck	7	107	15.3	24	0
Westbrook	3	33	12.7	19	0
Calhoun	3	29	9.7	15	0
Pennywell	1	23	28.0	28	0
McAlister	1	12	12.0	12	0
Patriots	196	3005	15.3	75t	15
Opponents	235	3053	13.0	67t	21

INTERCEPTIONS	NO	YDS	AVG	LG	TD
Haynes	6	123	20.5	50	1
Nelson	5	104	20.8	37	0
Clayborn	4	72	18.0	44	0
Beaudoin	3	25	8.3	13	0
Fox	2	10	5.0	10	0
Conn	1	24	24.0	24	0
Zabel	1	0	0.0	0	0
Patriots	22	353	16.3	50	1
Opponents	25	252	10.1	49	1

PUNTING	NO	YDS	AVG	LG	TB	IN20	BLK
Wilson	54	1921	35.6	57	4	14	0
Patrick	7	216	30.9	47	0	2	0
Patriots	61	2137	35.0	57	4	16	0
Opponents	78	3081	39.5	63	8	17	0

PUNT RETURNS	NO	FC	YDS	AVG	LG	TD
Jackson	32	4	335	10.5	48	0
Haynes	14	2	183	13.1	35	0
Conn	1	2	2	2.0	2	0
Patriots	47	8	520	11.1	48	0
Opponents	29	10	272	9.4	30	0

KICK RETURNS	NO	YDS	AVG	LG	TD
Clayborn	27	636	23.6	60	0
McAlister	10	186	18.6	32	0
Westbrook	7	125	17.9	33	0
Ivory	7	165	23.6	33	0
Morgan	1	17	17.0	17	0
Wheeler	1	0	0.0	0	0
Conn	1	26	26.0	26	0
Tatupu	1	17	17.0	17	0
Patriots	55	1172	21.3	60	0
Opponents	69	1576	22.8	90t	1

Sacks: McGee 11.5, Bishop 7.0, Hamilton 5, Shoate 5, Lunsford 3.5, Costick 1, Hawkins 1, Nelson 1. Patriots 35.0, Opponents 24.0.

FIELD GOALS	1-19	20-29	30-39	40-49	50+
Smith	0/0	1/1	0/0	0/0	0/0
Lowery	0/0	0/0	0/0	0/1	0/0
Posey	1/1	3/4	5/11	2/7	0/0
Patriots	1/1	4/5	5/11	2/7	0/0
Opponents	0/0	5/6	1/5	2/5	1/3

Smith: (-) (24G) (-). **Lowery:** (-) (45wl). **Posey:** (42G,36wl) (19G) (29G,37wr) (-) (48n) (32G,34G,37G,38wl,25wl) (48n, 47G,24G) (31s) (46b,30G,36b,39n) (42s,21G) (35G).

Opponents: (26G,54wr) (-) (-) (35wl, 47wl) (38wl,41G) (-) (25wr,44wl,52G, 51wr) (29G,45wl) (-) (21G) (-) (45G,33n) (31wl) (26G) (26G) (30G).

Starters: Offense: WR Stanley Morgan (16); LT Leon Gray (16); LG John Hannah (16); C Bill Lenkaitis (16); RG Sam Adams (16); RT Shelby Jordan (16); TE Russ Francis (15), Don Hasselbeck (1); WR Harold Jackson (13); QB Steve Grogan (16); RB Andy Johnson (13), Horace Ivory (3); FB Sam Cunningham (14), Don Calhoun (2); 2nd TE D. Hasselbeck (3).

Defense: LE Mel Lunsford (15), Tony McGee (1); NT Ray Hamilton (16); RE Richard Bishop (15), Julius Adams (1); LOLB Steve Zabel (11), Steve King (5); LILB Steve Nelson (15), Ray Costick (1); RILB Sam Hunt (15), R. Costick (1); ROLB Rod Shoate (15); R. Costick (1); LCB Ray Clayborn (16); RCB Michael Haynes (16); SS Doug Beaudoin (13), Tim Fox (2), Prentice McCray (1); FS T. Fox (14), P. McCray (2).

1978 Coaching Staff: Raymond Berry, Receivers, Hank Bulough, Defensive Line, Ron Erhardt, Offensive Backfield, John Polonchek, QBs/Special Asst. to Head Coach, Jim Ringo, Offensive Line, Fritz Shurmur, Defensive Line, Charlie Sumner, Linebackers/Secondary, Tom Yewcic, Offensive Backfield/Special Teams.

Pro Bowl (5): FB Sam Cunningham (1), TE Russ Francis (3), T Leon Gray (2), G John Hannah (2), CB Mike Haynes (3).

PASSING	ATT	CMP	YARDS	CMP%	YDS/ATT	TD	TD%	INT	INT%	LG	SK/YDS	RATING
Grogan	362	181	2824	50.0	7.80	15	4.1	23	6.4	75t	21/184	63.6
Owen	26	15	182	57.7	7.00	0	0.0	2	7.7	23	3/22	47.3
Johnson	2	0	0	0.0	0.00	0	0.0	0	0.0	0	0/0	39.6
Patriots	390	196	3006	50.3	7.71	15	3.8	25	6.4	75t	24/206	62.2
Opponents	425	235	3059	55.3	7.19	21	4.9	22	5.1	67t	35/296	73.1

1979 FINAL STATISTICS (9-7)

Head Coach: Ron Erhardt • Second in AFC East • Home Stadium: Schaefer Stadium

DATE	W/L	SCORE	OPPONENT	ATTENDANCE
9/03	L	13-16	Pittsburgh OT	60,798
9/09	W	56-3	N.Y. Jets	53,113
9/16	W	20-14	at Cincinnati	41,805
9/23	W	27-21	San Diego	60,916
10/01	L	14-27	at Green Bay	52,842
10/07	W	24-17	Detroit	60,629
10/14	W	27-7	Chicago	54,128
10/21	W	28-13	Miami	61,096
10/28	L	26-31	Baltimore	41,029
11/04	W	26-6	at Buffalo	67,935
11/11	L	10-45	Denver	74,379
11/18	W	50-21	Baltimore	60,879
11/25	L	13-16	Buffalo OT	60,991
11/29	L	24-39	at Miami	69,174
12/09	L	26-27	N.Y. Jets	60,372
12/16	W	27-23	Minnesota	54,719

Team Statistics

	PATS	OPP
TOTAL FIRST DOWNS	318	283
By Rushing	132	118
By Passing	159	139
By Penalty	27	26
Third Down: Md/Att.	113/254	85/225
Third Down: Eff.	44.4	37.7

TOTAL NET YARDS	5470	4323
Avg. per Game	341.9	270.2
Total Offensive Plays	1127	1019
Avg. per Play	4.8	4.3

NET YARDS RUSHING	2252	1770
Total Rushing Plays	603	495
Avg. per Rush	3.7	3.6
Avg. per Game	140.8	110.6

NET YARDS PASSING	3218	2553
Avg. per Game	201.1	159.6
Sacked/Yards Lost	49/382	57/512
Gross Yards Passing	3600	3065
Att./Completions	475/237	467/246
Completion Pct.	49.9	52.7
Had Intercepted	23	20

PUNTS/AVERAGE	84/36.2	94/38.7
PENALTIES/YARDS	99/864	103/917
FUMBLES/BALLS LOST	28/15	35/22

TOUCHDOWNS	49	39
Rushing	16	22
Passing	30	13
Returns	3	4

Score by Periods	1	2	3	4	OT	Total
Patriots	85	137	60	129	0	411
Opponents	87	93	71	69	6	326

SCORING	TD	Ru	Pa	Rt	PAT	FG	S	TP
Smith	0	0	0	0	46/49	23/33	0	115
Morgan	13	0	12	1	0	0	0	78
Jackson	7	0	0	0	0	0	0	42
Calhoun	6	5	1	0	0	0	0	36
Francis	5	0	5	0	0	0	0	30
Cunningham	5	5	0	0	0	0	0	30
Ivory	3	1	2	0	0	0	0	18
Clark	2	2	0	0	0	0	0	12
Grogan	2	2	0	0	0	0	0	12
Hawkins	1	0	0	1	0	0	0	6
Sanford	1	0	0	1	0	0	0	6
Westbrook	1	0	1	0	0	0	0	6
Pennneywell	1	0	1	0	0	0	0	6
Johnson	1	1	0	0	0	0	0	6
Jarvis	1	0	1	0	0	0	0	6
Patriots	49	16	30	3	46/49	23/33	1	411
Opponents	39	22	13	4	36/39	18/26	1	326

RUSHING	NO	YDS	AVG	LG	TD
Cunningham	159	563	3.5	27	5
Ivory	143	522	3.7	52	1
Calhoun	137	456	3.3	29	5
Grogan	62	368	5.8	26	2
Johnson	43	132	3.1	15	1
Clark	19	84	4.4	19	2
Tatupu	23	71	3.1	12	0
Morgan	7	39	5.6	17	0
Jackson	3	12	4.0	12	0
Westbrook	2	8	4.0	4	0
Owen	2	-1	-0.5	0	0
Cavanaugh	1	-2	-2.0	-2	0
Patriots	603	2212	3.7	52	16
Opponents	495	1770	3.6	39	22

RECEIVING	NO	YDS	AVG	LG	TD
Jackson	45	1013	22.5	59	7
Morgan	44	1002	22.8	63t	12
Francis	39	557	14.3	44	5
Cunningham	29	236	8.1	20	0
Ivory	23	216	9.4	24	2
Calhoun	15	66	4.4	14	1
Hasselbeck	13	158	12.2	41	0
Westbrook	9	173	19.2	38	1
Johnson	9	68	7.6	11	0
Pennywell	4	35	8.8	13t	1
Clark	2	35	17.5	20	0
Javis	2	30	15.0	15t	1
Tatupu	2	9	4.5	5	0
Chandler	1	2	2.0	2	0
Patriots	237	3630	15.2	63t	30
Opponents	246	3035	12.5	82	13

INTERCEPTIONS	NO	YDS	AVG	LG	TD
Clayborn	5	56	11.2	27	0
Haynes	3	66	22.0	33	0
McCray	3	48	16.0	26	0
Fox	2	38	19.0	25	0
Hawkins	2	35	17.5	35t	1
Sanford	1	39	39.0	12	0
Beaudoin	1	30	30.0	30	0
Costick	1	22	22.0	22	0
Nelson	1	18	18.0	18	0
Shoate	1	0	0.0	0	0
Patriots	20	352	17.6	35t	1
Opponents	23	417	18.1	56	0

PUNTING	NO	YDS	AVG	LG	TB	IN20	BLK
Hare	83	3038	36.6	58	11	20	1
Patriots	84	3038	36.2	58	11	20	1
Opponents	94	3641	38.7	63	9	11	1

PUNT RETURNS	NO	FC	YDS	AVG	LG	TD
Morgan	29	21	289	10.0	80t	1
Haynes	5	1	16	3.2	5	0
Westbrook	2	0	5	2.5	5	0
Sanford	1	0	1	1.0	1	0
Patriots	37	22	311	8.4	80t	1
Opponents	28	17	317	11.3	75t	1

KICK RETURNS	NO	YDS	AVG	LG	TD
Clark	37	816	22.1	38	0
Sanford	10	179	17.9	23	0
Westbrook	11	151	13.7	30	0
Clayborn	2	33	16.5	20	0
Tatupu	3	15	5.0	12	0
Washington	1	18	18.0	18	0
Ivory	1	15	15.0	15	0
Morgan	1	12	12.0	12	0
Patriots	66	1239	18.8	38	0
Opponents	80	1621	20.3	45	0

Sacks: McGee 10.5, Bishops 8.5, Lunsford 8.0, Hamilton 7.0, Hawkins 7.0, Adams 6.0, Shoate 4.0, Costick 2.0, Nelson 2.0, Clayborn 1.0, Fox 1.0. Patriots 57.0, Opponents 49.0.

FIELD GOALS	1-19	20-29	30-39	40-49	50+
Smith	0/0	6/6	11/13	6/14	0/0
Patriots	0/0	6/6	11/13	6/14	0/0
Opponents	0/0	7/7	5/7	5/11	1/1

Smith: (31G,32G) (-) (37n,47b,39G,39G) (31G,31G) (42n) (44n,48n,29G) (21G, 29G) (48n) (42G,39G) (48n,49b,33G, 37G) (42G) (24G,29G,42G) (47G,40n, 32G) (28G) (47G,34n) (42G,30G).

Opponents: (43n,41G) (30G) (37n) (48n) (-) (26G) (-) (53G,40G) (37G,44n) (39G,40G,37n,49n,40n) (1) (49G) (-) (29G, 26G,29G) (31G,33G,27G) (39G,25G) (24G,43s).

Starters: Offense: WR Stanley Morgan (16); LT Dwight Wheeler (10), Pete Brock (6); LG John Hannah (16); C Bill Lenkatis (16); RG Sam Adams (13), Bob Cryder (2), P. Brock (1); RT Shelby Jordan (12), Garry Puetz (4); TE Russ Francis (13), Don Hasselbeck (3); WR Harold Jackson (16); QB Steve Grogan (16); RB Horace Ivory (9), Sam Cunningham (3), Andy Johnson (3), Don Calhoun (1); FB S. Cunningham (9), D. Calhoun (5), A. Johnson (2).
Defense: LE Mel Lunsford (15), Richard Bishop (1); NT Ray Hamilton (16); RE R. Bishop (13), Julius Adams (2), M. Lunsford (1); LILB Mike Hawkins (1); LILB Steve Nelson (15), Bill Matthews (1); RILB Sam Hunt (15), John Zamberlin (1); ROLB Rod Shoate (14), Ray Costick, Steve King (1); LCB Raymond Clayborn (16); RCB Mike Haynes (15); Rick Sanford (1); SS Doug Beaudoin (8), Prentice McCray (5), R. Sanford (3); FS Tim Fox (16), 4th DL Tony McGee (2).

1979 Coaching Staff: Raymond Berry, Receivers, Hank Bullough, Defensive Line, Gino Cappelletti, Special Teams, Billy Kinard, Defensive Backfield, John Polonchek, QBs/Special Asst. to Head Coach, Jim Ringo, Offensive Line, Fritz Shurmur, Defensive Line, Tom Yewic, Offensive Backfield.

Pro Bowl (3): G John Hannah (3), CB Mike Haynes (4), WR Stanley Morgan (1).
--

PASSING	ATT	CMP	YARDS	CMP%	YDS/ATT	TD	TD%	INT	INT%	LG	SK/YDS	RATING
Grogan	423	206	3286	48.7	7.77	28	6.6	20	4.7	63t	45/341	77.4
Owen	47	27	248	57.4	5.28	2	4.3	3	6.4	32	4/41	59.5
Westbrook	2	2	52	100.0	26.0	0	0.0	0	0.0	28	0/0	118.8
Cavanaugh	1	1	10	100.0	10.0	0	0.0	0	0.0	10	0/0	108.3
Hare	1	1	4	100.0	4.0	0	0.0	0	0.0	4	0/0	83.3
Jackson	1	0	0	0.0	0.0	0	0.0	0	0.0	0/0	0/0	39.6
Patriots	475	237	3600	49.9	7.58	30	6.3	23	4.8	63t	49/382	76.1
Opponents	467	246	3065	52.7	6.56	13	2.8	20	4.3	82	57/512	64.8

1980 FINAL STATISTICS (10-6)

Head Coach: Ron Erhardt • Second in AFC East • Home Stadium: Schaefer Stadium

DATE	W/L	SCORE	OPPONENT	ATTENDANCE
9/07	W	34-17	Cleveland	49,222
9/14	L	21-37	Atlanta	48,321
9/21	W	37-31	at Seattle	61,035
9/29	W	23-14	Denver	59,602
10/05	W	21-11	at N.Y. Jets	53,603
10/12	W	34-0	Miami	60,377
10/19	W	37-21	at Baltimore	53,924
10/26	L	13-31	at Buffalo	75,092
11/02	W	34-21	N.Y. Jets	60,834
11/10	L	34-38	at Houston	51,524
11/16	L	14-17	L.A. Rams	60,609
11/23	W	47-21	Baltimore	60,994
11/30	L	17-21	at San Francisco	45,254
12/08	L	13-16	at Miami OT	63,282
12/14	W	24-2	Buffalo	58,324
12/21	W	38-27	at New Orleans	38,277

RUSHING	NO	YDS	AVG	LG	TD
Ferguson	211	818	3.9	44	2
Calhoun	200	787	3.9	22t	9
Grogan	30	112	3.7	19	1
Ivory	42	111	2.6	20t	2
Tatupu	33	97	2.9	11	3
Cavanaugh	19	97	5.1	22	0
Foreman	23	63	2.7	7	1
Clark	9	56	6.2	15	1
Jackson	5	37	7.4	16	0
Morgan	4	36	9.0	16	0
Johnson	11	26	2.4	11	0
Hubach	1	0	0.0	0	0
Patriots	588	2240	3.8	44	19
Opponents	481	1876	3.9	33	12

KICK RETURNS	NO	YDS	AVG	LG	TD
Ivory	36	992	27.6	98t	1
Brown	9	156	17.3	26	0
Currier	6	98	16.3	26	0
Westbrook	1	14	14.0	14	0
Clark	3	21	7.0	13	0
Pennywell	1	0	0.0	0	0
Patriots	56	1281	22.9	98t	1
Opponents	90	1649	18.3	35	0

Sacks: Adams 9.0, Hamilton 8.0, McGee 7.5, Shoate 6.0, Bishop 5.5, Zamberlin 2.5, Hawkins 2.0, Haynes 1.0, McGrew 1.0, Sanford 1.0, McDougald 0.5.
Patriots 44.0, **Opponents** 25.0.

Team Statistics

	PATS	OPP
TOTAL FIRST DOWNS	319	270
By Rushing	139	118
By Passing	154	141
By Penalty	26	11
Third Down: Md/Att	98/210	79/214
Third Down: Eff.	46.7	36.9
TOTAL NET YARDS	5435	4762
Avg. per Game	339.7	297.6
Total Offensive Plays	1026	983
Avg. per Play	5.3	4.8
NET YARDS RUSHING	2240	1876
Total Rushing Plays	588	481
Avg. per Rush	3.8	3.9
Avg. per Game	140.0	117.3
NET YARDS PASSING	3195	2886
Avg. per Game	199.7	180.4
Sacked/Yards Lost	25/200	44/346
Gross Yards Passing	3395	3232
Att./Completions	413/240	458/266
Completion Pct.	58.1	58.1
Had Intercepted	27	24
PUNTS/AVERAGE	63/38.0	92/41.0
PUNT RETURNS/AVG	28/8.5	60/8.6
NET PUNTING AVG.	33.6	33.3
PENALTIES/YARDS	79/696	92/833
FUMBLES/BALLS LOST	19/9	31/10
TOUCHDOWNS	52	40
Rushing	19	12
Passing	27	28
Returns	6	0
Score by Periods	1 2 3 4 OT	Total
Patriots	77 132 110 122 0	441
Opponents	64 97 56 105 3	325

RECEIVING	NO	YDS	AVG	LG	TD
Morgan	45	991	22.0	71	6
Francis	41	664	16.2	39	8
Jackson	35	737	21.1	40	5
Calhoun	27	129	4.8	12	0
Johnson	24	259	10.8	22	3
Ferguson	22	173	7.9	18	0
Foreman	14	99	7.1	18	0
Ivory	12	95	7.9	19	0
Hasselbeck	8	130	16.3	35t	4
Westbrook	4	60	15.0	21	1
Pennywell	4	31	7.8	16	1
Tatupu	4	27	6.8	11	0
Patriots	240	3395	14.1	71	27
Opponents	266	3232	12.2	79t	28

FIELD GOALS	1-19	20-29	30-39	40-49	50+
Smith	2-2	11-11	10-14	3-7	0-0
Patriots	2-2	11-11	10-14	3-7	0-0
Opponents	0-0	8-8	4-8	2-3	0-1

Smith: (37G,35G) (-) 19G,30G,44w,29G)
(26G,19G,36G) (-) 30G,34w,36w) (27G, 29G,37G)
(41G,32G) (21G, 27G, 44w) (26G,44G,32b) (47s)
(0 22G, 35G) (37w, 42G) (23G,33G,35b) (40w,27G)
(22G).

Opponents: (25G) (26G,27G,39G) (33G) (73s)
(1 49b,39w,40G) (-) (35w) (23G,39w) (-) (45G) (29G)
(39w) (-) (27G, 24G,23G) (-) (30G,38G).

Starters: Offense: WR Stanley Morgan (16); LT Dwight Wheeler (15), Garry Puetz (1); LG John Hannah (16); C Bill Lenkaitis (16); RG Sam Adams (15), Bob Cryder (1); RT Shelby Jordan (16); TE Russ Francis (15), Don Hasselbeck (1); WR Harold Jackson (16); QB Steve Grogan (12), Matt Cavanaugh (4); RB Vagas Ferguson (16); FB Don Calhoun (16).

Defense: LE Mel Lunsford (12), Richard Bishop (4); NT Ray Hamilton (15), R. Bishop (1); RE Julius Adams (16); LOLB Mike Hawkins (16), LILB Steve Nelson (16); RILB John Zamberlin (13), Bob Golic (3); ROLB Rod Shoate (16); LCB Raymond Clayborn (15), Mike Haynes (1); RCB M. Haynes (1), Rick Sanford (4), R. Clayborn (1); SS Roland James (10), R. Sanford (6); FS Tim Fox (16).

SCORING	TD	Ru	Pa	Rt	PAT	Fg	S	TP
Smith	0	0	0	0	51/51	26/34	0	129
Calhoun	9	9	0	0	0	0	0	54
Francis	8	0	8	0	0	0	0	48
Morgan	6	0	6	0	0	0	0	36
Jackson	5	0	5	0	0	0	0	30
Hasselbeck	4	0	4	0	0	0	0	24
Ivory	3	2	0	1	0	0	0	18
Johnson	3	0	3	0	0	0	0	18
Tatupu	3	3	0	0	0	0	0	18
Clark	2	1	0	1	0	0	0	12
Ferguson	2	2	0	0	0	0	0	12
Foreman	1	1	0	0	0	0	0	6
Grogan	1	1	0	0	0	0	0	6
Pennywell	1	0	1	0	0	0	0	6
Haynes	1	0	1	0	0	0	0	6
James	1	0	0	1	0	0	0	6
Shoate	1	0	0	1	0	0	0	6
Sanford	1	0	0	1	0	0	0	6
Team	0	0	0	0	0/1	0	0	0
Patriots	52	19	27	6	51/52	26/34	0	441
Opponents	40	12	28	0	39/40	14/20	2	325

PUNTING	NO	YDS	AVG	TB	IN20	LG	BLK
Hubach	63	2392	38.0	2	12	69	0
Patriots	63	2392	38.0	2	12	69	0
Opponents	92	3775	41.0	10	14	66	0

PUNT RETURNS	NO	FC	YDS	AVG	LG	TD
James	33	3	331	10.0	75t	1
Haynes	17	2	140	8.2	35	0
Brown	10	1	42	4.2	14	0
Patriots	60	6	513	8.6	75t	1
Opponents	28	13	237	8.5	25	0

1980 Coaching Staff: Raymond Berry, Receivers, Gino Cappelletti, Special Teams, Billy Kinard, Defensive Backfield, Bill Parcells, Linebackers, John Polonchek, QBs/Special Asst. to Head Coach, Jim Rinco, Offensive Line, Fritz Shurmur, Defensive Coordinator/Line, Tom Yewic, Offensive Backfield.

Pro Bowl (7): DE Julius Adams (1), FS Tim Fox (1), G John Hannah (5), CB Mike Haynes (5), WR Stanley Morgan (2), LB Steve Nelson (1), K John Smith (1).

PASSING	ATT	CMP	YARDS	CMP%	YDS/ATT	TD	TD%	INT	INT%	LG	SK/YDS	RATING
Grogan	306	175	2475	57.2	8.09	18	5.9	22	7.2	71	17/138	73.1
Cavanaugh	105	63	885	60.0	8.43	9	8.6	5	4.8	40	8/62	95.9
Jackson	2	2	35	100.0	17.5	0	0.0	0	0.0	23	0/0	118.8
Patriots	413	240	3395	58.1	8.22	27	6.5	27	6.5	71	25/200	79.3
Opponents	458	266	3232	58.1	7.06	28	6.1	24	5.2	79t	44/346	78.4

1981 FINAL STATISTICS (2-14)

Head Coach: Ron Erhardt • Fifth in AFC East • Home Stadium: Schaefer Stadium

DATE	W/L	SCORE	OPPONENT	ATTENDANCE
9/06	L	28-29	Baltimore	49,572
9/13	L	3-13	at Philadelphia	71,089
9/21	L	21-35	Dallas	60,311
9/27	L	21-27	at Pittsburgh OT	53,344
10/04	W	33-31	Kansas City	55,931
10/11	L	24-28	at N.Y. Jets	55,093
10/18	W	38-10	Houston	60,474
10/25	L	22-24	at Washington	50,394
11/01	L	17-27	at Oakland	44,246
11/08	L	27-30	Miami OT	60,436
11/15	L	6-17	N.Y. Jets	45,342
11/22	L	17-20	at Buffalo	71,593
11/29	L	20-27	St. Louis	39,946
12/06	L	14-24	at Miami	50,421
12/13	L	10-19	Buffalo	42,549
12/20	L	21-23	at Baltimore	17,073

Team Statistics

	PATS	OPP
TOTAL FIRST DOWNS	306	328
By Rushing	124	160
By Passing	166	148
By Penalty	16	20
Third Down: Md/Att.	77/208	100/230
Third Down: Eff.	37.0	43.5
TOTAL NET YARDS	5623	5827
Avg. per Game	351.4	364.2
Total Offensive Plays	1026	1103
Avg. per Play	5.5	5.3
NET YARDS RUSHING	2040	2950
Total Rushing Plays	499	644
Avg. per Rush	4.1	4.5
Avg. per Game	127.5	184.4
NET YARDS PASSING	3583	2877
Avg. per Game	223.9	179.8
Sacked/Yards Lost	45/321	20/175
Gross Yards Passing	3904	3052
Att./Completions	482/254	439/243
Completion Pct.	52.7	55.3
Had Intercepted	34	16
PUNTS/AVERAGE	75/39.3	74/38.8
NET PUNTING AVG.	31.8	34.5
PENALTIES/YARDS	88/725	86/763
FUMBLES/BALLS LOST	32/16	34/17
TOUCHDOWNS	40	42
Rushing	23	20
Passing	17	18
Returns	4	0
Score by Periods	1 2 3 4 OT	0 1 2 3 4 OT
Patriots	68 92 67 95 0	322 370
Opponents	78 117 90 76 9	370 370
SCORING	TD Ru Pa Rt PAT FG S TP	TD Ru Pa Rt PAT FG S TP
Smith	0 0 0 0 0 37/39	15/24 0 82
Collins	7 7 0 0 0 0	0 0 42
Morgan	6 0 6 0 0 0	0 0 36
Hasselbeck	6 0 6 0 0 0	0 0 36
Cunningham	4 4 0 0 0 0	0 0 24
Cavanaugh	3 3 0 0 0 0	0 0 18
Ferguson	3 3 0 0 0 0	0 0 18
Tatupu	3 2 1 0 0 0	0 0 18
Calhoun	2 2 0 0 0 0	0 0 12
Grogan	2 2 0 0 0 0	0 0 12
Westbrook	2 0 2 0 0 0	0 0 12
Pennywell	1 0 1 0 0 0	0 0 6
Johnson	1 0 1 0 0 0	0 0 6
Team	0 0 0 0 0/1	0 0 0
Patriots	40 23 17 0 37/40	15/24 0 322
Opponents	42 20 18 4 39/41	25/39 2 370

RUSHING	NO	YDS	AVG	LG	TD
Collins	204	873	4.3	29	7
Ferguson	78	340	4.4	19t	3
Cunningham	86	269	3.1	12	4
Calhoun	57	205	3.6	33	2
Tatupu	38	201	5.3	43	2
Cavanaugh	17	92	5.4	11	3
Grogan	12	49	4.1	24t	2
Morgan	2	21	10.5	11	0
Pennywell	1	3	3.0	3	0
Johnson	2	1	0.5	5	0
Jackson	2	-14	-7.0	-5	0
Patriots	499	2040	4.1	43	23
Opponents	644	2950	4.6	75t	20

RECEIVING	NO	YDS	AVG	LG	TD
Hasselbeck	46	808	17.6	51	6
Morgan	44	1029	23.4	76t	6
Jackson	39	669	17.2	45	0
Johnson	39	429	11.0	36	1
Collins	26	232	9.0	22	0
Tatupu	12	132	11.0	41	1
Cunningham	12	92	7.7	12	0
Dawson	7	126	18.0	42	0
Westbrook	7	122	17.4	32	2
Calhoun	7	71	10.1	20	0
Toler	5	70	14.0	23	0
Ferguson	4	39	9.8	20	0
Pennywell	3	49	16.3	22t	1
Grogan	2	27	13.5	16	0
Cavanaugh	1	9	9.0	9	0
Patriots	254	3904	15.4	76t	17
Opponents	243	3052	12.6	55	18

INTERCEPTIONS	NO	YDS	AVG	LG	TD
Sanford	3	28	9.3	21	0
Fox	3	20	6.7	20	0
Clayborn	2	39	19.5	39	0
James	2	29	14.5	21	0
Buben	1	49	49.0	49	0
Hawkins	1	16	16.0	16	0
Zamberlin	1	11	11.0	11	0
Haynes	1	3	3.0	3	0
Shoate	1	0	0.0	0	0
K. Lee	1	0	0.0	0	0
Patriots	16	195	12.2	49	0
Opponents	34	570	16.8	67	1

PUNTING	NO	YDS	AVG	TB	INT	LG	BLK
Camarillo	47	1959	41.7	9	12	75	0
Hubach	19	726	38.2	2	2	56	0
Hartley	9	266	30.0	2	0	41	0
Patriots	75	2951	39.3	13	14	75	0
Opponents	74	2872	38.8	6	22	65	0

PUNT RETURNS	NO	FC	YDS	AVG	LG	TD
Morgan	15	4	116	7.7	26	0
James	7	2	56	8.0	18	0
Haynes	6	1	12	2.0	6	0
Collins	3	0	15	5.0	15	0
Patriots	31	7	199	6.4	26	0
Opponents	35	8	305	8.7	75t	1

KICK RETURNS	NO	YDS	AVG	LG	TD
Collins	39	773	19.8	30	0
Toler	9	148	16.4	32	0
Sanford	4	82	20.5	27	0
Johnson	3	53	17.7	19	0
Dombroski	2	45	22.5	24	0
Calhoun	2	38	19.0	22	0
K. Lee	2	20	10.0	16	0
Ivory	1	19	19.0	19	0
Hasselbeck	1	7	7.0	7	0
Matthews	1	5	5.0	5	0
Hamilton	1	0	0.0	0	0
Patriots	65	1190	18.3	32	0
Opponents	68	1326	19.5	53	0

Sacks: McGee 5.5, Bishop 4.5, Lee 3.0, Adams 3.0, Shoate 2.0, Hawkins 1.0, Hamilton 1.0. Patriots 20.0, Opponents 45.0.

FIELD GOALS	1-9	20-29	30-39	40-49	50+
Smith	0-0	7-7	2-6	5-7	1-4
Patriots	0-0	7-7	2-6	5-7	1-4
Opponents	1-1	11-12	6-10	6-14	1-2

Smith: (50w,39w) (22G) (43s) (-) (50G, 43G) (22G) (32w,21G) (25G,22G,46G, 53S) (38G) (27G,34G) (42G,29G) (43G, 35B) (39w) (49n, 50n) (42G) (-).

Opponents: (48G,19G,35G) (46G,22G, 44w) (26G,40w,26G,27G,25G) (39w,46w) (40w,35G) (50w,43w) (42G) (40B,34G) (51w) (27w,26G) (24G,26G,30G) (47G, 39w) (28G, 42w,23G,38w) (44G,45G) (32G,37n) (29G) (30G,46S).

Starters: Offense: WR Stanley Morgan (13), Carlos Pennywell (2), Don Westbrook (1); LT Harold Jackson (15); QB Matt Cavanaugh (8), Steve Grogan (7), Tom Owen (1); RB Tony Collins (11), Vagas Ferguson (5); FB Sam Cunningham (8), Don Calhoun (7), Mose Tatupu (1); 3rd TE L. Dawson (1).

Defense: LE Tony McGee (9), Mark Buben (4), John Lee (3); NT Richard Bishop (16); RE Julius Adams (16); LOLB Mike Hawkins (15), Steve King (1); LILB Steve Nelson (12), Bob Golic (4); RILB Bill Matthews (9), B. Golic (5), J. Lee (1), John Zamberlin (1); ROLB Rod Shoate (16); LCB Raymond Clayborn (16); RCB Mike Haynes (6), Keith Lee (6), Roland James (3), Rick Sanford (1); SS R. Sanford (13), R. James (3); FS Tim Fox (16).

1981 Coaching Staff: Raymond Berry, Receivers, Gino Cappelletti, Special Teams, Bobby Grier, Offensive Backfield, Rick Lantz, Linebackers, Babe Parrilli, Quarterbacks, Jim Ringo, Offensive Line, Dick Roach, Defensive Backs, Fritz Shurmur, Defensive Coordinator/Line.

Pro Bowl (1): G. John Hannah (5).

PASSING	ATT	CMP	YARDS	CMP%	YDS/ATT	TD	TD%	INT	INT%	LG	SK/YDS	RATING
Cavanaugh	219	115	1633	52.5	7.46	5	2.3	13	5.9	65	24/165	59.8
Grogan	216	117	1859	54.2	8.61	7	3.2	16	7.4	76t	19/137	63.0
Owen	36	15	218	41.7	6.05	1	2.8	4	11.1	28	2/19	31.7
Johnson	9	7	194	77.7	21.5	4	44.0	1	11.1	66t	0	118.8
Jackson	1	0	0	0.0	0.00	0	0.0	0	0.0	0	0/0	39.6
Collins	1	0	0	0.0	0.00	0	0.0	0	0.0	0	0/0	39.6
Patriots	482	254	3904	52.7	8.10	17	3.5	34	7.0	76t	45/321	62.1
Opponents	439	243	3052	55.3	6.95	18	4.1	16	3.6	55	20/175	75.7

1982 FINAL STATISTICS (5-4)

Head Coach: Ron Meyer • Third in AFC East (Playoff Qualifier) • Home Stadium: Schaefer Stadium

DATE	W/L	SCORE	OPPONENT	ATTENDANCE
9/12	W	24-13	at Baltimore	39,055
9/19	L	7-31	N.Y. Jets	53,515
11/21	L	7-10	at Cleveland	47,281
11/28	W	29-21	Houston	33,602
12/05	L	13-26	at Chicago	36,973
12/12	W	3-0	Miami	25,716
12/19	W	16-0	at Seattle	53,457
12/26	L	14-37	at Pittsburgh	50,515
1/02	W	30-19	Buffalo	36,218
AFC PLAYOFFS				
1/08	L	13-28	at Miami	68,842

Team Statistics

	PATS	OPP
TOTAL FIRST DOWNS	146	185
By Rushing	74	87
By Passing	63	88
By Penalty	9	10
Third Down: Md/Att.	37/109	47/122
Third Down: Eff.	33.9	38.5
Fourth Down: Md/Att.	4/7	5/8
Fourth Down: Eff.	57.1	62.5
TOTAL NET YARDS	2633	2808
Avg. per Game	292.6	312.0
Total Offensive Plays	526	602
Avg. per Play	5.0	4.6
NET YARDS RUSHING	1347	1289
Total Rushing Plays	324	315
Avg. per Rush	4.2	4.1
Avg. per Game	149.7	143.2
NET YARDS PASSING	1286	1519
Avg. per Game	142.9	168.8
Sacked/Yards Lost	15/134	20/172
Gross Yards Passing	1420	1691
Att./Completions	187/193	267/142
Completion Pct.	49.7	53.2
Had Intercepted	9	12
PUNTS/AVERAGE	49/43.7	43/39.7
NET PUNTING AVG.	37.7	33.7
PENALTIES/YARDS	53/412	39/290
FUMBLES/BALLS LOST	16/8	19/11
TOUCHDOWNS	17	18
Rushing	3	9
Passing	12	9
Returns	2	0

Score by Periods	1	2	3	4	OT	Total
Patriots	23	33	37	50	0	143
Opponents	34	49	13	61	0	157

SCORING	TD	Ru	Pa	Rt	PAT	FG	S	TP
Smith	0	0	0	0	6/7	5/8	0	21
Collins	3	1	2	0	0	0	0	18
Morgan	3	0	3	0	0	0	0	18
Toler	2	0	2	0	0	0	0	12
Miller	0	0	0	0	4/4	2/3	0	10
Robinson	0	0	0	0	5/5	1/2	0	8
Bradshaw	1	0	1	0	0	0	0	6
Brown	1	0	1	0	0	0	0	6
Dawson	1	0	1	0	0	0	0	6
Grogan	1	1	0	0	0	0	0	6
Hasselbeck	1	0	1	0	0	0	0	6
Sanford	1	0	0	1	0	0	0	6
R. Smith	1	0	1	0	0	0	0	6
van Eeghen	1	0	1	0	0	0	0	6
Weathers	1	1	0	0	0	0	0	6
Crump	0	0	0	0	0	0	0	1
Team	0	0	0	0	0/1	0	0	0
Patriots	17	3	12	2	15/18	8/13	1	143
Opponents	18	9	9	0	17/18	10/15	1	157

RUSHING	NO	YDS	AVG	LG	TD
Collins	164	632	3.9	54	1
van Eeghen	82	386	4.7	17	0
Tatupu	30	168	5.6	26	0
Weathers	24	83	3.5	18	1
Grogan	9	42	4.7	19	1
Cunningham	9	21	2.3	4	0
Ferguson	1	5	5.0	5	0
Toler	1	4	4.0	4	0
Cavanaugh	2	3	1.5	3	0
Morgan	2	3	1.5	3	0
Patriots	324	1347	4.2	54	3
Opponents	315	1289	4.1	48	9

RECEIVING	NO	YDS	AVG	LG	TD
Morgan	28	584	20.9	75t	3
Collins	19	187	9.8	33	2
Hasselbeck	15	158	10.5	41	1
Dawson	13	160	12.3	26	1
Bradshaw	6	111	18.5	48	1
Brown	4	114	28.5	41	1
Weathers	3	24	8.0	22	0
Toler	2	63	31.5	33t	2
van Eeghen	2	14	7.0	9	0
Jones	1	5	5.0	5	1
Patriots	93	1420	15.3	75t	12
Opponents	142	1691	11.9	46t	9

INTERCEPTIONS	NO	YDS	AVG	LG	TD
Haynes	4	26	6.5	26	0
James	3	12	4.0	12	0
Sanford	2	105	52.5	99t	1
Blackmon	2	7	3.5	7	0
Clayborn	1	26	26.0	26	0
Patriots	12	176	14.7	99t	1
Opponents	9	100	11.1	44	0

PUNTING	NO	YDS	AVG	TB	INTD	LG	BLK
Camarillo	49	2140	43.7	5	10	76	0
Patriots	49	2140	43.7	5	10	76	0
Opponents	43	1709	39.7	6	12	81	0

PUNT RETURNS	NO	FC	YDS	AVG	LG	TD
Smith, R.	16	8	139	8.7	19	0
Patriots	16	8	139	8.7	19	0
Opponents	26	9	191	7.3	21	0

KICK RETURNS	NO	YDS	AVG	LG	TD
Smith, R.	24	567	23.6	98t	1
Taylor	2	46	23.0	27	0
Dombroski	1	19	19.0	19	0
Lee	1	14	14.0	14	0
Patriots	28	646	23.1	98t	1
Opponents	32	614	19.2	46	0

Sacks: Blackmon 4.5, Sims 3.0, Adams 2.0, James 2.0, Weishuhn 2.0, Williams, L. 2.0, McGrew 1.5, Crump 1.0, Henson 1.0, Zamberlin 1.0. Patriots 20.0, Opponents 15.0.

FIELD GOALS	1-19	20-29	30-39	40-49	50+
Smith	0-1	2-2	2-2	1-3	0-0
Miller	0-0	2-2	0-1	0-0	0-0
Robinson	1-1	0-1	0-0	0-0	0-0
Patriots	0-1	5-5	2-4	1-3	0-0
Opponents	0-0	4-4	2-3	4-5	0-3

Robinson: (24G) (-) (33n). **Miller:** (23G,25G) (36b). **Smith:** (18n,33G) (21G,41b,37G, 48w,23G) (-) (42G).

Opponents: (49G,37wr,30G) (30G) (24G) (52s) (53w,43G) (45b) (52B) (21G, 25G,44G) (46G,25G).

Starters: Offense: WR Stanley Morgan (9); LT Brian Holloway (9); LG John Hannah (8), Bob Cryder (1); C Pete Brock (9); RG Ron Wooten (7), B. Cryder (2); RT Shelby Jordan (9); TE Don Hassleback (5), Lin Dawson (4); WR Morris Bradshaw (5), Preston Brown (4); QB Steve Grogan (6), Matt Cavanaugh (3); RB Tony Collins (9); FB Mark van Eeghen (5), Sam Cunningham (2), Robert Weathers (2).

Defense: LE Kenneth Sims (9); NT Lester Williams (9); Julius Adams (9); LOLB Lawrence McGrew (8), Andre Tippet (1); LILB Steve Nelson (9); RILB Clayton Weishuhn (9); Don Blackmon (9); LCB Mike Haynes (9) RCB Raymond Clayborn (9); SS Roland James (7), Keith Lee (2); FS Rick Sanford (9).

1982 Coaching Staff: Tommy Brasher, Linebackers, Clev Bryant, Offensive Backfield, LeBaron Caruthers, Strength/ Conditioning, Steve Endicott, Receivers, Lew Erber, QB's/Offensive Coordinator, Jim Mora, Defensive Coordinator, Bill Muir, Offensive Line, Dante Scarneccia, Special Teams/TE's, Steve Sidwell, Linebackers, Steve Walters, Defensive Backs.

Pro Bowl (2): G John Hannah (6), CB Mike Haynes (6).

PASSING	ATT	CMP	YARDS	CMP%	YDS/ATT	TD	TD%	INT	INT%	LG	SK/YDS	RATING
Grogan	122	66	930	54.1	7.62	7	5.7	4	3.3	62t	8/48	84.4
Cavanaugh	60	27	490	45.0	8.17	5	8.3	5	8.3	75t	7/86	66.7
Flick	5	0	0	0.0	0.00	0	0.0	0	0.0	-	0/0	39.6
Patriots	187	93	1420	49.7	7.59	12	6.4	9	4.8	75t	15/134	76.5
Opponents	267	142	1691	53.2	6.33	9	3.4	12	4.5	46t	20/172	65.3

1983 FINAL STATISTICS (8-8)

Head Coach: Ron Meyer • Tied for Second in AFC East • Home Stadium: Sullivan Stadium

DATE	W/L	SCORE	OPPONENT	ATTENDANCE
9/04	L	23-29	Baltimore (OT)	45,526
9/11	L	24-34	at Miami	59,343
9/18	W	28-13	N.Y. Jets	43,182
9/25	W	28-23	at Pittsburgh	58,282
10/02	L	13-33	San Francisco	58,293
10/09	L	7-12	at Baltimore	35,618
10/16	W	37-21	San Diego	59,016
10/23	W	31-0	at Buffalo	60,424
10/30	L	13-24	at Atlanta	47,546
11/06	W	21-7	at Buffalo	42,604
11/13	W	17-6	Miami	60,771
11/20	L	0-30	Cleveland	40,987
11/27	L	3-26	at N.Y. Jets	48,620
12/04	W	7-0	New Orleans	24,579
12/11	W	21-7	at L.A. Rams	46,503
12/18	L	6-24	at Seattle	59,688

RUSHING	NO	YDS	AVG	LG	TD
Collins	219	1049	4.8	50T	10
Tatupu	106	578	5.5	55	4
R. Weathers	73	418	5.7	77	1
van Eeghen	95	358	3.8	11	2
Grogan	23	108	4.7	17	2
Eason	19	39	2.1	12	0
C. Weathers	1	28	28.0	28	0
Kerrigan	1	14	14.0	14	0
Morgan	1	13	13.0	13	0
Patriots	538	2605	4.8	77	19
Opponents	549	2281	4.2	29	9

RECEIVING	NO	YDS	AVG	LG	TD
Morgan	58	863	14.9	50T	2
Collins	27	257	9.5	20	0
Ramsey	24	335	14.0	39	6
R. Weathers	23	212	9.2	19	0
Jones	20	323	16.2	30	1
C. Weathers	19	379	19.9	58T	3
Starring	17	389	22.9	76T	2
van Eeghen	10	102	10.2	23	0
Tatupu	10	97	9.7	17	1
Dawson	9	84	9.3	14	1
Hasselbeck	1	7	7.0	7	0
B. Williams	1	0	0.0	0	0
Grogan	1	-8	-8.0	-8	0
Patriots	220	3040	13.8	76T	16
Opponents	277	3565	12.9	68T	19

INTERCEPTIONS	NO	YDS	AVG	LG	TD
Sanford	7	24	3.4	16	0
James	5	99	19.8	46	0
Marion	2	4	2.0	4	0
Blackmon	1	39	39.0	39	0
Nelson	1	6	6.0	6	0
McGrew	1	3	3.0	3	0
Weishuhn	0	27	-	27T	1
Patriots	17	202	11.9	46	1
Opponents	18	361	20.1	65T	1

PUNTING	NO	YDS	AVG	TB	INTG	LG	BLK
Camarillo	81	3615	44.6	11	25	70	0
Patriots	81	3615	44.6	11	25	70	0
Opponents	78	3273	42.0	8	21	62	0

PUNT RETURNS	NO	FC	YDS	AVG	LG	TD
R. Smith	38	12	398	10.5	55	0
C. Weathers	4	0	1	0.3	3	0
Sanford	1	2	0	0.0	0	0
Lee	1	0	0	0.0	0	0
Patriots	44	14	399	9.1	55	0
Opponents	48	6	392	8.2	22	0

KICK RETURNS	NO	YDS	AVG	LG	TD
R. Smith	42	916	21.8	53	0
R. Weathers	3	68	22.7	29	0
C. Weathers	3	58	19.3	33	0
Jones	4	63	15.8	23	0
Lee	4	40	10.0	19	0
Golden	1	10	10.0	10	0
Patriots	57	1155	20.3	53	0
Opponents	56	1082	19.3	60	0

FIELD GOALS	1-9	20-29	30-39	40-49	50+
Steinfort	0-0	3-4	3-5	0-6	0-0
Smith	0-0	1-1	1-4	1-1	0-0
Zendejas	0-0	0-0	0-0	0-1	0-0
Patriots	0-0	4-5	4-9	1-8	0-0
Opponents	2-2	12-13	6-8	1-2	3-6

Smith: (36wr,33wl,39G) (22G) (43G) (-) (37wr).
Steinfort: (41wl) (35G,20G,32G) (47wl,48wr, 22G) (-) (46b) (44wr,20G) (-) (39wl,33G) (37s,48wl,24wl).
Zendejas: (41wl) (-)

Opponents: (25G,52G,33G) (28G,23G) (-) (20G,34G,28G) (45G,35G,36G,24G) (52G) (-) (54wl,47wl) (23G) (24wl) (52G,29G,53wl) (22G,20G,32G) (18G, 34G,35G,19G) (35wl) (41wl) (29G,34wr).

Sacks: Tippett 8.5, Adams 8.0, Owens 4.0, Blackmon 3.5, Browning 2.0, James 2.0, McGrew 2.0, Rembert 2.0, Weishuhn 2.0, Williams, T. 2.0, Nelson 1.0, Williams, L. 1.0, Harris 0.5, Rogers 0.5. Patriots 39.0, Opponent 45.0.

Starters: Offense: WR Stanley Morgan (16); LT Brian Holloway (16); LG John Hannah (16); C Pete Brock (13), Dwight Wheeler (3); RG Ron Wooten (16); RT Bob Cryder (14), Darryl Haley (2); TE Lin Dawson (10), Derrick Ramsey (6); WR Cedric Jones (12), Stephen Starring (3); QB Steve Grogan (12), Tony Eason (4); RB Tony Collins (16); FB Mark van Eeghen (10), Robert Weathers (5), Mosi Tatupu (1); 2nd TE Derrick Ramsey (1).

Defense: LE Toby Williams (10), Kenneth Sims (2), Marshall Harris (2), Ron Spears (1), Lester Williams (1); NT Dennis Owens (14), Luther Benson (2); RE Julius Adams (16); LOLB Andre Tippett (12), Larry McGrew (4); LILB Johnny Rembert (8), Steve Nelson (7), Tim Golden (1); RILB Clayton Weishuhn (16); ROLB Don Blackmon (14), L. McGrew (1), A. Tippett (1); LCB Ronnie Lippett (16); RCB Raymond Clayborn (16); SS Roland James (16); FS Rick Sanford (16).

1983 Coaching Staff: Tommy Brasher, Linebackers, Cleve Bryant, Offensive Backfield, LeBaron Caruthers, Strength/Conditioning, Steve Endicott, Receivers, Lew Erber, QB's/Offensive Coordinator, Bill Muir, Offensive Line, Rod Rust, Defensive Coordinator, Dante Scarnecchia, Special Teams/TE's, Steve Sidwell, Linebackers, Steve Walters, Defensive Backs.

Pro Bowl (5): P Rich Camarillo (1), CB Raymond Clayborn (1), RB Tony Collins (1), G John Hannah (7), T Brian Holloway (1).

Team Statistics

	PATS	OPP
TOTAL FIRST DOWNS	284	326
By Rushing	130	129
By Passing	138	172
By Penalty	16	25
Third Down: Md/Att.	82/205	101/234
Third Down: Eff.	40.0	43.1
Fourth Down: Md/Att.	4/12	8/19
Fourth Down: Eff.	33.3	42.1

TOTAL NET YARDS	5311	5576
Avg. per Game	331.9	348.5
Total Offensive Plays	995	1102
Avg. per Play	5.3	5.1

NET YARDS RUSHING	2605	2281
Total Rushing Plays	538	549
Avg. per Rush	4.8	4.2
Avg. per Game	162.8	142.6

NET YARDS PASSING	2706	3295
Avg. per Game	169.1	205.9
Sacked/Yards Lost	45/334	39/270
Gross Yards Passing	3040	3565
Att./Completions	412/220	514/277
Completion Pct.	53.4	53.9
Had Intercepted	18	17

PUNTS/AVERAGE	81/44.6	78/42.0
NET PUNTING AVG.	37.1	34.8

PENALTIES/YARDS	90/815	84/674
------------------------	---------------	---------------

FUMBLES/BALLS LOST	47/20	30/19
---------------------------	--------------	--------------

TOUCHDOWNS	36	31
Rushing	19	9
Passing	16	19
Returns	1	3

Score by Periods	1	2	3	4	OT	Total
Patriots	53	71	40	110	0	274
Opponents	47	110	67	59	6	289

SCORING	TD	Ru	Pa	RT	PAT	FG	S	GP
Collins	10	10	0	0	0	0	0	60
Ramsey	6	0	6	0	0	0	0	36
Steinfort	0	0	0	0	16/17	6/15	0	34
Tatupu	5	4	1	0	0	0	0	31
Smith	0	0	0	0	12/15	3/6	0	20
C. Weathers	3	0	3	0	0	0	0	18
Grogan	2	2	0	0	0	0	0	12
Morgan	2	0	2	0	0	0	0	12
Starring	2	0	2	0	0	0	0	12
van Eeghen	2	2	0	0	0	0	0	12
Dawson	1	0	1	0	0	0	0	6
Jones	1	0	1	0	0	0	0	6
R. Weathers	1	1	0	0	0	0	0	6
Weishuhn	1	0	0	1	0	0	0	6
Zendejas	0	0	0	0	3/4	0/1	0	3
Patriots	36	19	16	1	31/36	9/22	0	289
Opponents	31	9	19	3	29/30	24/31	1	274

PASSING	ATT	CMP	YARDS	CMP%	YDS/ATT	TD	TD%	INT	INT%	LG	SK/YDS	RATING
Grogan	303	168	2411	55.4	7.95	15	4.9	12	3.9	76T	29/195	81.4
Eason	95	46	557	48.4	5.86	1	1.0	5	5.2	35	16/139	48.4
Kerrigan	14	6	72	42.9	5.14	0	0.0	1	7.1	19	0/0	29.5
Patriots	412	220	3040	53.4	7.37	16	4.3	18	4.3	76T	45/334	72.1
Opponents	514	277	3565	53.9	6.93	19	3.6	17	3.3	68T	39/270	74.4

1984 FINAL STATISTICS (9-7)

Head Coach: Ron Meyer (5-3), Raymond Berry (4-4) • Second in AFC East • Home Stadium: Sullivan Stadium

DATE	W/L	SCORE	OPPONENT	ATTENDANCE
9/02	W	21-17	at Buffalo	48,528
9/09	L	7-28	at Miami	66,083
9/16	W	38-23	Seattle	43,140
9/23	L	10-26	Washington	60,503
9/30	W	28-21	at N.Y. Jets	68,978
10/07	W	17-16	at Cleveland	53,036
10/14	W	20-14	Cincinnati	48,154
10/21	L	24-44	Miami	60,711
10/28	W	30-20	N.Y. Jets	60,513
11/04	L	19-26	at Denver	74,908
11/11	W	38-10	Buffalo	43,313
11/18	W	50-17	at Indianapolis	60,009
11/22	L	17-20	at Dallas	55,341
12/02	L	10-33	St. Louis	53,558
12/09	L	17-27	at Philadelphia	41,581
12/16	W	16-10	Indianapolis	22,383

Team Statistics

	PATS	OPP
TOTAL FIRST DOWNS	315	311
By Rushing	104	109
By Passing	186	182
By Penalty	25	20
Third Down: Md/Att.	33/214	90/255
Third Down: Eff.	4/5	40/40
Fourth Down: Md/Att.	39/40	9/18
Fourth Down: Eff.	80/80	50/50
TOTAL NET YARDS	5263	5100
Avg. per Game	328.9	318.7
Total Offensive Plays	1048	1066
Avg. per Play	5.0	4.8
NET YARDS RUSHING	2032	1886
Total Rushing Plays	482	498
Avg. per Rush	4.2	3.8
Avg. per Game	127.0	117.8
NET YARDS PASSING	3231	3214
Avg. per Game	201.9	200.8
Sacked/Yards Lost	66/454	55/452
Gross Yards Passing	3685	3666
Att./Completions	500/292	513/293
Completion Pct.	58.4	55.2
Had Intercepted	14	17
PUNTS/AVERAGE	92/42.4	83/40.3
NET PUNTING AVG.	35.0	33.4
PENALTIES/YARDS	86/674	87/773
FUMBLES/BALLS LOST	29/15	33/8
TOUCHDOWNS	42	42
Rushing	15	11
Passing	26	25
Returns	1	6

Score by Periods	1	2	3	4	OT	Total
Patriots	68	74	108	112	0	362
Opponents	78	115	84	75	0	352

SCORING	TD	Ru	Pa	Rt	PAT	FG	S	TP
Franklin	0	0	0	0	42/42	22/28	0	108
Ramsey	7	0	0	0	0	0	0	42
Collins	5	5	0	0	0	0	0	30
Eason	5	5	0	0	0	0	0	30
Morgan	5	0	5	0	0	0	0	30
Dawson	4	0	4	0	0	0	0	24
Starring	4	0	4	0	0	0	0	24
Tatupu	4	4	0	0	0	0	0	24
Jones	3	0	2	1	0	0	0	18
C. Weathers	2	0	2	0	0	0	0	12
C. James	1	1	0	0	0	0	0	6
Robinson	1	0	1	0	0	0	0	6
Fryar	1	0	1	0	0	0	0	6
R. James	0	0	0	0	0	0	1	2
Patriots	42	15	26	1	42/42	22/28	1	362
Opponents	42	11	25	6	37/42	21/31	0	352

RUSHING	NO	YDS	AVG	LG
C. James	160	790	4.9	73
Tatupu	133	553	4.2	20t
Collins	138	550	4.0	21
Eason	40	154	3.9	25t
Fryar	7	12	1.7	13
Grogan	2	-11	-5.5	0
Starring	2	-16	-8.0	0
Patriots	482	2032	4.2	73
Opponents	498	1886	3.8	53

RECEIVING	NO	YDS	AVG	LG
Ramsey	66	792	12.0	34
Starring	46	657	14.3	65t
Dawson	39	427	10.9	27
Morgan	38	709	18.7	76t
C. James	22	159	7.2	16
Jones	19	244	12.8	22
Tatupu	16	159	9.9	24
Collins	16	100	6.2	19
Fryar	11	164	14.9	26
C. Weathers	8	115	14.4	29
Hawthorne	7	127	18.1	26
Robinson	4	32	8.0	17
Patriots	292	3685	12.6	76t
Opponents	283	3666	13.0	68t

INTERCEPTIONS	NO	YDS	AVG	LG
Clayborn	3	102	34.0	85
Lippitt	3	23	7.7	13
Marion	2	39	19.5	26
R. James	2	14	7.0	14
Gibson	2	4	2.0	4
Sanford	2	2	1.0	2
Dombroski	1	23	23.0	23
Blackmon	1	3	3.0	3
Nelson	1	0	0.0	0
Patriots	17	210	12.4	85
Opponents	14	237	16.9	86t

PUNTING	NO	YDS	AVG	TB	IN20	LG	BLK
Camarillo	48	2020	42.1	7	12	61	0
Prestridge	44	1884	42.8	5	8	89	0
Patriots	92	3904	42.4	12	20	89	0
Opponents	83	3345	40.3	7	17	64	0

PUNT RETURNS	NO	FC	YDS	AVG	LG	TD
Fryar	36	10	347	9.6	55	0
Starring	10	1	73	7.3	16	0
C. Weathers	1	0	7	7.0	7	0
Gibson	1	0	3	3.0	3	0
Sanford	0	2	0	0.0	0	0
R. James	0	2	0	0.0	0	0
Patriots	48	15	430	9.0	55	0
Opponents	45	12	442	9.8	47t	1

Sacks: Tippet 18.5, Owens 6.5, Williams, T. 6.0, Blackmon 5.0, Adams 4.0, Nelson 4.0, Sims 3.5, Henson 2.0, Rogers 2.0, Williams L. 1.5, Marion 1.0, McGrew 0.5, Rembert 0.5. Team 55.0 Opp. 66.0.

KICK RETURNS	NO	YDS	AVG	LG	TD
Collins	26	544	20.9	46	0
J. Williams	23	461	20.0	29	0
Fryar	5	95	19.0	22	0
Lee	3	43	14.3	17	0
Robinson	3	38	12.7	14	0
Smith	1	22	22.0	22	0
Jones	1	20	20.0	20	0
Hawthorne	1	14	14.0	14	0
Tatupu	1	9	9.0	9	0
Patriots	64	1246	19.5	46	0
Opponents	73	1373	18.8	69	0

FIELD GOALS	1-19	20-29	30-39	40-49	50+
Franklin	2-2	10-10	4-7	6-8	0-1
Patriots	2-2	10-10	4-7	6-8	0-1
Opponents	2-2	9-9	4-8	5-10	1-2

Franklin: (-) (-) (32G) (44s,22G) (33wl, 49wl) (45G) (20G,27G) (48G) (20G,27G, 47G) (30G,40G,36wr,47G,19G) (21G) (28G,40G) (29G,56s) (19G) (24G,38wl) (21G,34G,36G).

Opponents: (45wl,27G) (39wl,42wl) (42G) (19G,42G,22G,27G) (-) (24G, 48G,27G,36wl) (37s,35wr) (28G) (46G, 18G) (-) (34G,43wl) (35G,61s) (28G,23G) (36G,33G) (50G,46G,48wr) (25G,42b).

Starters: Offense: WR Stanley Morgan (12), Irving Fryar (2), Cedric Jones (2), LT Brian Holloway (16); LG John Hannah (15), Guy Morriss (1); C Pete Brock (12), G. Morriss; RG Ron Wooten (16); RT Darryl Haley (16); TE Lin Dawson (15), Derrick Ramsey (1); WR Stephen Starring (16); QB Tony Eason (13), Steve Grogan (3); RB Craig James (7), Tony Collins (5); Mosi Tatupu (4); H-Back D. Ramsey (12), Greg Hawthorne (1), Bo Robinson (1); 3rd WR I. Fryar (1), C. Jones (1).

Defense: LE Kenneth Sims (16); NT Dennis Owens (16); RE Toby Williams (15), Julius Adams (1); LOLB Andre Tippet (16), LILB Steve Nelson (16); RILB Lawrence McGrew (15), Clayton Weishuhn (1); ROLB Don Blackmon (16); LCB Ernest Gibson (8), Ronnie Lippitt (8); RCB Raymond Clayborn (16); SS Roland James (15), Fred Marion (1); FS F. Marion (9), Rick Sanford (7).

1984 Coaching Staff: Tommy Brasher, Linebackers, Bryant Bryant, Offensive Backfield, LeBaron Caruthers, Strength/ Conditioning, Steve Endicott, Receivers, Lew Erber, QB's/Offensive Coordinator, Bill Muir, Offensive Line, Rod Rust, Defensive Coordinator, Dante Scarnecchia, Special Teams/TE's , Steve Sidwell, Linebackers, Steve Walters, Defensive Backs.

Pro Bowl (4): G John Hannah (8), T Brian Holloway (2), LB Steve Nelson (2), LB Andre Tippet (1).

PASSING	ATT	CMP	YARDS	CMP%	YDS/ATT	TD	TD%	INT	INT%	LG	SK/YDS	RATING
Eason	431	259	3228	60.1	7.49	23	5.3	8	1.8	76t	59/409	93.4
Grogan	68	32	444	47.1	6.53	3	4.4	6	8.8	65t	7/45	46.4
Kerrigan	1	1	13	100.0	13.0	0	0.0	0	0.0	13	0/0	118.8
Patriots	500	292	3685	58.4	7.37	26	5.2	14	2.8	76t	66/454	87.1
Opponents	513	283	3666	55.2	7.14	25	4.9	17	3.3	68t	55/452	80.3

1985 FINAL STATISTICS (11-5)

Head Coach: Raymond Berry • Tied for Second in AFC East (Wild Card Playoff Qualifier) • Home Stadium: Sullivan Stadium

DATE	W/L	SCORE	OPPONENT	ATTENDANCE
9/08	W	26-20	Green Bay	49,488
9/15	L	7-20	at Chicago	60,533
9/22	W	17-14	at Buffalo	40,334
9/29	L	20-35	L.A. Raiders	60,686
10/06	L	20-24	at Cleveland	62,139
10/13	W	14-3	Buffalo	40,462
10/20	W	20-13	N.Y. Jets	58,811
10/27	W	32-14	at Tampa Bay	34,661
11/03	W	17-13	Miami	58,811
11/10	W	34-15	Indianapolis	54,176
11/17	W	20-13	at Seattle	60,345
11/24	L	13-16	at N.Y. Jets OT	74,100
12/01	W	38-31	at Indianapolis	56,740
12/08	W	23-6	Detroit	59,078
12/16	L	27-30	at Miami	69,489
12/22	W	34-23	Cincinnati	57,953
AFC PLAYOFFS				
12/28	W	26-14	at N.Y. Jets	70,598
1/05	W	27-20	at L.A. Raiders	88,936
1/12	W	31-14	at Miami	74,978
SUPER BOWL XX (at New Orleans, La.)				
1/26	L	10-46	vs. Chicago	73,818

Team Statistics

TOTAL FIRST DOWNS	294	284
By Rushing	126	92
By Passing	153	168
By Penalty	15	24
Third Down: Md/Att.	83/223	74/227
Third Down: Eff.	37.0	33.0
Fourth Down: Md/Att.	4/10	5/15
Fourth Down: Eff.	40.0	33.0
TOTAL NET YARDS	5499	4714
Avg. per Game	343.7	294.6
Total Offensive Plays	1061	1042
Avg. per Play	5.2	4.5
NET YARDS RUSHING	2331	1655
Total Rushing Plays	565	466
Avg. per Rush	4.1	3.6
Avg. per Game	145.7	103.4
NET YARDS PASSING	3168	3059
Avg. per Game	198.0	191.2
Sacked/Yards Lost	39/315	51/334
Gross Yards Passing	3483	3393
Att./Completions	457/255	525/262
Completion Pct.	55.8	49.9
Had Intercepted	22	23
PUNTS/AVERAGE	92/42.9	97/40.5
NET PUNTING AVG.	33.7	32.5
PENALTIES/YARDS	114/842	83/699
FUMBLES/BALLS LOST	37/20	35/24
TOUCHDOWNS	41	32
Rushing	15	15
Passing	20	14
Returns	6	3
Score by Periods	1 2 3 4 OT Total	0 362
Patriots	54 115 44 149	0 362
Opponents	75 64 56 92	3 390
SCORING	TD Ru Pa Rt PAT FG S TP	KICK RETURNS
Franklin	0 0 0 0 0 40/41	24/30 0 112
Fryar	10 1 7 2 0 0 0	0 60
C. James	7 5 2 2 0 0 0	0 42
Collins	5 3 2 0 0 0 0	0 30
Morgan	5 0 5 0 0 0 0	0 30
Jones	3 0 2 1 0 0 0	0 18
Grogan	2 2 0 0 0 0 0	0 12
Tatupu	2 2 0 0 0 0 0	0 12
Eason	1 1 0 0 0 0 0	0 6
Weathers	1 1 0 0 0 0 0	0 6
Hawthorne	1 0 1 0 0 0 0	0 6
D. Ramsey	1 0 1 0 0 0 0	0 6
Tippett	1 0 0 1 0 0 0	0 6
Rembert	1 0 0 1 0 0 0	0 6
Clayborn	1 0 0 1 0 0 0	0 6
Blackmon	1 0 0 1 0 0 0	0 6
Patriots	41 15 20 6 40/41 24/30 2	362
Opponents	32 15 14 3 30/32 22/25 1	290

RUSHING	NO	YDS	AVG	LG	TD							
C. James	263	1227	4.7	65t	5							
Collins	163	657	4.0	28	3							
Weathers	41	174	4.2	42t	1							
Tatupu	47	152	3.2	11	2							
Eason	22	70	3.2	23	1							
Grogan	20	29	1.5	12	2							
Fryar	7	27	3.9	13	1							
Morgan	1	0	0.0	0	0							
Franklin	1	-5	-5.0	-5	0							
Patriots	565	2331	4.1	65t	15							
Opponents	466	1655	3.6	24	15							
RECEIVING	NO	YDS	AVG	LG	TD							
Collins	52	549	10.6	49	2							
Morgan	39	760	19.5	50t	5							
Fryar	39	670	17.2	56	7							
D. Ramsey	28	285	10.2	26	1							
C. James	27	360	13.3	90t	2							
Jones	21	237	11.3	29t	2							
Starring	16	235	14.7	40	0							
Dawson	17	148	8.7	26	0							
D. Williams	9	163	18.1	30	0							
Hawthorne	3	42	14.0	28t	1							
Weathers	2	18	9.0	13	0							
Tatupu	2	16	8.0	15	0							
Patriots	255	3483	13.7	90t	20							
Opponents	262	3393	13.0	88t	14							
INTERCEPTIONS	NO	YDS	AVG	LG	TD							
Marion	7	189	27.0	83	0							
Clayborn	6	80	13.3	38	1							
R. James	4	51	12.8	39	0							
Lippett	3	93	31.0	58	0							
Blackmon	1	14	14.0	14	0							
McGrew	1	0	0.0	0	0							
McSwain	1	0	0.0	0	0							
Patriots	23	427	18.6	83	1							
Opponents	22	243	11.0	38t	2							
PUNTING	NO	YDS	AVG	TB	INT2	LG	BLK					
Camarillo	92	3953	43.0	13	17	75	0					
Patriots	92	3953	43.0	13	17	75	0					
Opponents	97	3925	40.5	11	26	64	0					
PUNT RETURNS	NO	FC	YDS	AVG	LG	TD						
Fryar	37	15	520	14.1	85t	2						
R. James	2	0	13	6.5	13	0						
Starring	2	0	0	0.0	0	0						
Marion	0	1	0	0.0	0	0						
Bowman	1	0	-3	-3.0	-3	0						
Patriots	42	16	530	12.6	85t	2						
Opponents	56	7	597	10.7	46	0						
KICK RETURNS	NO	YDS	AVG	LG	TD							
Starring	48	1012	21.1	53	0							
Fryar	3	39	13.0	24	0							
Jones	3	37	12.3	20	0							
Weathers	1	18	18.0	18	0							
Hawthorne	1	13	13.0	13	0							
C. James	1	0	0.0	0	0							
Patriots	57	1119	19.6	53	0							
Opponents	77	1434	18.6	58	0							
PASSING	ATT	CMP	YARDS	CMP%	YDS/ATT	TD%	INT%	LG	SK/YDS	RATING		
Eason	299	168	2156	56.2	7.2	11	3.7	17	5.7	90t	28/229	67.5
Grogan	156	85	1311	54.5	8.4	7	4.5	5	3.2	56	11/86	84.1
C. James	2	2	16	100.0	8.0	2	1.0	0	0.0	11t	0/0	139.6
Patriots	457	255	3483	55.8	7.6	20	4.4	22	4.8	90t	39/315	74.9
Opponents	525	262	3393	49.9	6.5	14	2.7	23	4.4	88t	51/334	61.2

Sacks: Tippett 16.5, Veris 10.0, Blackmon 8.0, Sims 5.5, Adams 5.0, Nelson 2.0, T. Williams 2.0, McGrew 1.0, L. Williams 1.0. Team, 51.0, Opponent, 39.0.

Field Goals	1-19	20-29	30-39	40-49	50+
Franklin	1/1	7/9	9/9	5/9	2/2
Patriots	1/1	7/9	9/9	5/9	2/2
Opponents	0/0	8/8	6/8	6/7	2/2

Franklin: (34G) (-) (32G) (47G,20G) (29G, 33G,47W) (20W) (19G,44G) (35G,50G, 49G,28W) (38G) (41G,30G) (-) (41W, 23G,28G) (35G) (38G,47W,50G,22G) (22G,49G) (25G,42W,30G)

Opponents: (40b) (21G,28G) (-) (-) (36W,44G) (47G) (53G,52G) (-) (26G, 32G) (-) (37W, 32G,31G) (21G,21G, 32G) (25G) (26G,37G) (44G,49G,47G) (42G, 22G,30G).

Starters: Offense: WR Stanley Morgan (13), Cedric Jones (3); LT Brian Holloway (16); LG John Hannah (14), Guy Morris (2); C Pete Brock (8), G. Morris (8); RG Ron Wooten (14), Paul Fairchild (2); RT Steve Moore (16); TE Lin Dawson (13), Derrick Ramsey (3); WR Irving Fryar (14), Stephen Starrng (1), Derwin Williams (1); QB Tony Eason (10), Steve Grogan (6); RB Tony Collins (16); FB Craig James (14), Mosi Tatupu (2).

Defense: LE Ken Sims (13), Garin Veris (3); NT Dennis Owens (13), Lester Williams (3); RE Julius Adams (12), Toby Williams (3), G. Veris (1); LOLB Andre Tippett (16); LILB Steve Nelson (15), Johnny Rembert (1); RILB Lawrence McGrew (12), J. Rembert (4); ROLB Don Blackmon (14), L. McGrew (2); LCB Ronnie Lippett (16); RCB Raymond Clayborn (16); SS Roland James; FS Fred Marion (16).

1985 Coaching Staff: Dean Brittenham, Strength/Conditioning, Jim Carr, Defensive Backfield, Bobby Grier, Offensive Backfield, Ray Hamilton, Asst. Defensive Line, Rod Humenuik, Asst. Head Coach/Offensive Line, Harold Jackson, Receivers, Eddie Khatat, Defensive Line, John Polonchek, QBs/Special Asst. to Head Coach, Rod Rust, Defensive Coordinator, Dante Scarnecchia, Special Teams/TES, Don Shinnick, Linebackers, Les Steckel, Quarterbacks/Receivers.

Pro Bowl (8): CB Raymond Clayborn (2), KR Irving Fryar (1), G John Hannah (9), T Brian Holloway (3), RB Craig James (1), FS Fred Marion (1), LB Steve Nelson (3), LB Andre Tippett (2).

TD	TD%	INT	INT%	LG	SK/YDS	RATING
11	3.7	17	5.7	90t	28/229	67.5
7	4.5	5	3.2	56	11/86	84.1
2	1.0	0	0.0	11t	0/0	139.6
20	4.4	22	4.8	90t	39/315	74.9
14	2.7	23	4.4	88t	51/334	61.2

1986 FINAL STATISTICS (11-5)

Head Coach: Raymond Berry • AFC East Division Champions • Home Stadium: Sullivan Stadium

DATE	W/L	SCORE	OPPONENT	ATTENDANCE
9/07	W	33-3	Indianapolis	55,208
9/11	W	20-6	at N.Y. Jets	72,422
9/21	L	31-38	Seattle	58,977
9/28	L	20-27	at Denver	75,804
10/05	W	34-7	Miami	60,689
10/12	L	24-31	N.Y. Jets	60,342
10/19	W	34-0	at Pittsburgh	54,743
10/26	W	23-3	at Buffalo	77,808
11/02	W	25-17	Atlanta	60,597
11/09	W	30-21	at Indianapolis	56,890
11/16	W	30-28	at L.A. Rams	64,339
11/23	W	22-19	Buffalo	60,455
11/30	W	21-20	at New Orleans	58,259
12/07	L	7-31	Cincinnati	60,633
12/14	L	24-29	San Francisco	60,787
12/22	W	34-27	at Miami	74,516
AFC PLAYOFFS				
1/04	L	17-22	at Denver	76,105

Team Statistics

	PATS	OPP
TOTAL FIRST DOWNS	314	286
By Rushing	77	118
By Passing	202	153
By Penalty	35	15
Third Down: Md/Att.	77/227	79/219
Third Down: Eff.	33.9	36.1
Fourth Down: Md/Att.	8/11	7/12
Fourth Down: Eff.	72.7	58.3
TOTAL NET YARDS	5327	5181
Avg. per Game	332.9	323.8
Total Offensive Plays	1073	1031
Avg. per Play	5.0	5.0
NET YARDS RUSHING	1373	2203
Total Rushing Plays	469	510
Avg. per Rush	2.9	4.3
Avg. per Game	85.8	137.7
NET YARDS PASSING	3954	2978
Avg. per Game	247.1	186.1
Sacked/Yards Lost	47/367	48/346
Gross Yards Passing	4321	3324
Att./Completions	557/340	473/255
Completion Pct.	61.0	53.9
Had Intercepted	13	21
PUNTS/AVERAGE	92/40.7	90/39.8
NET PUNTING AVG.	33.1	33.4
PENALTIES/YARDS	87/672	106/866
FUMBLES/BALLS LOST	27/11	38/19
TOUCHDOWNS	45	35
Rushing	10	19
Passing	29	15
Returns	6	1

Score by Periods	1	2	3	4	OT	TOTAL
Patriots	82	102	99	129	0	412
Opponents	34	83	64	126	0	307

SCORING	TD	R	Pa	Rt	PAT	FG	S	TP
Franklin	0	0	0	0	44/45	32/41	0	140
Morgan	10	0	10	0	0	0	0	60
Collins	8	3	5	0	0	0	0	48
Fryar	7	0	6	1	0	0	0	42
C. James	4	4	0	0	0	0	0	24
Scott	3	0	3	0	0	0	0	18
Baty	2	0	2	0	0	0	0	12
Starring	2	0	2	0	0	0	0	12
Tatupu	2	1	0	1	0	0	0	12
Grogan	1	1	0	0	0	0	0	6
Jones	1	0	1	0	0	0	0	6
Marion	1	0	0	1	0	0	0	6
McSwain	1	0	0	1	0	0	0	6
Rembert	1	0	0	1	0	0	0	6
B. Williams	1	0	0	1	0	0	0	6
Weathers	1	1	0	0	0	0	0	6
Patriots	45	10	29	6	44/45	32/41	1	412
Opponents	35	19	15	1	34/35	21/28	0	301

RUSHING	NO	YDS	AVG	LG	TD
C. James	154	427	2.8	16	4
Collins	156	412	2.6	17	3
Tatupu	71	172	2.4	13	1
Eason	35	170	4.9	26	0
Fryar	4	80	20.0	31	0
Weathers	21	58	2.8	16	1
Dupard	15	39	2.6	11	0
Grogan	9	23	2.6	10	1
Hawthorne	1	5	5.0	5	0
Starring	1	0	0.0	0	0
Ramsey	1	-6	-6.0	-6	0
Jones	1	-7	-7.0	-7	0
Patriots	469	1373	2.9	31	10
Opponents	510	2203	4.3	58	19

RECEIVING	NO	YDS	AVG	LG	TD
Morgan	84	1491	17.8	44	10
Collins	77	684	8.9	49	5
Fryar	43	737	17.1	69	6
Baty	37	331	8.9	22	2
Hawthorne	24	192	8.0	17	0
C. James	18	129	7.2	17	0
Starring	16	295	18.4	47	2
Tatupu	15	145	9.7	25	0
Jones	14	222	15.9	28	1
Scott	8	41	5.1	8	3
D. Williams	2	35	17.5	26	0
Weathers	1	14	14.0	14	0
Holloway	1	5	5.0	5	0
Patriots	340	4321	12.7	69	29
Opponents	255	3324	13.0	67	15

INTERCEPTIONS	NO	YDS	AVG	LG	TD
Lippett	8	76	9.5	43	0
Clayborn	3	4	1.3	4	0
Marion	2	56	28.0	37	1
McGrew	2	44	22.0	27	0
R. James	2	39	19.5	21	0
Nelson	2	21	10.5	17	0
Rembert	1	37	37.0	37	0
McSwain	1	3	3.0	3	0
Tippett	0	32	-	32	0
Patriots	21	312	14.9	69	1
Opponents	13	151	11.6	26	0

PUNTING	NO	YDS	AVG	TB	IN20	LG	BLK
Camarillo	89	3746	42.1	7	16	64	3
Patriots	90	3746	42.1	7	16	64	3
Opponents	90	3585	39.8	9	21	73	3

PUNT RETURNS	NO	FC	YDS	AVG	LG	TD
Fryar	35	10	366	10.5	59	1
Starring	6	0	18	3.0	12	0
Marion	1	1	12	12.0	12	0
R. James	0	1	0	0.0	0	0
Patriots	42	12	396	9.4	59	1
Opponents	60	4	565	9.4	39	0

Sacks: Veris 11.0, Tippett 9.5, Blackmon 7.5, B. Williams 7.0 Rembert 4.0, Hodge 1.0, R. James 1.0, McGrew 1.0, Nelson 1.0, Owens 1.0, Reynolds 1.0, Ruth 1.0, Thomas 1.0, Sims 0.5, T. Williams 0.5. Patriots 48.0, Opponents 47.0.

KICK RETURNS	NO	YDS	AVG	LG	TD
Starring	36	802	22.3	52	0
Fryar	10	192	19.2	33	0
Jones	4	63	15.8	20	0
Dupard	3	50	16.7	21	0
Rembert	3	27	9.0	14	0
Hawthorne	2	13	6.5	13	0
Patriots	58	1147	19.8	52	0
Opponents	81	1480	18.3	39	0

FIELD GOALS	1-19	20-29	30-39	40-49	50+
Franklin	1/1	7/7	15/17	9/16	0/0
Patriots	1/1	7/7	15/17	9/16	0/0
Opponents	0/0	7/7	8/9	6/8	0/4

Franklin: (25G,38G,39G,49G) (49n,45G, 42G) (26G,36n) (42n,34G,37G) (21G, 31G) (45n,26G) (47n,31G,36G) (31G 47n,27G, 26G) (31G,32G,32G, 33G) (38G,31G,24G) (42G,45G,19G) (37G, 47G) (49n) (44n) (41G) (47G,44G,39n).

Opponents: (25G,57n) (33G,47G) (33G) (44G,34G) (55n) (47G) (0 53n,26G) (41G,36n,53n) (0 42n) (28G,33G,34G,48G) (28G, 38G) (24G,44n) (20G,31G, 36G) (42G,21G)

Starters: Offense: WR Stanley Morgan (16); LT Brian Holloway (15), Steve Moore (1); LG Paul Fairchild (15), Trevor Matich (1); C Pete Brock (16); RG Ron Wooten (16); RT Steve Moore (10), Darryl Haley (6); TE Greg Hawthorne (10), Greg Baty (6); WR Irving Fryar (13), Stephen Starring (3); QB Tony Eason (15), Steve Grogan (1); RB Tony Collins (15), Craig James (1); FB C. James (11), Mosi Tatupu (5); 2nd TE G. Baty (1).

Defense: LE Brent Williams (16); NT Toby Williams (15), Dennis Owens (1); RE Garin Veris (15), Ben Thomas (1); LOB Andre Tippett (11), Lawrence McGrew (4), D. Owens (1); LILB Steve Nelson (12), Johnny Rembert (4); RILB L. McGrew (9), J. Rembert (5), Ed Reynolds (2); ROLB Don Blackmon (15), L. McGrew (1); LCB Ronnie Lippett (15), Ernest Gibson (1); RCB Raymond Clayborn (16); Roland James (15), Jim Bowman (1); FS Fred Marion (16).

1986 Coaching Staff: Dean Brittenham, Strength/Conditioning, Jim Carr, Defensive Backfield, Bobby Griener, Offensive Backfield, Ray Hamilton, Asst. Defensive Line, Rod Humenuik, Asst. Head Coach/Offensive Line, Harold Jackson, Receivers, Eddie Khayat, Defensive Line, John Polonchek, QBs/Special Asst. to Head Coach, Rod Rust, Defensive Coordinator, Dante Scarnechia, Special Teams/TE's, Don Shinnick, Linebackers, Les Steckel, Quarterbacks/Receivers.

Pro Bowl (5): CB Raymond Clayborn (3), K Tony Franklin (1), WR Stanley Morgan (3), Spt Mosi Tatupu (1), LB Andre Tippett (3).

PASSING	ATT	TD	YARDS	COMP%	YDS/ATT	TD	TD%	INT	INT%	LG	SK/YDS	RATING
Eason	448	276	3328	61.6	7.43	19	4.2	10	2.2	49	43/336	89.2
Grogan	102	62	976	60.8	9.57	9	8.8	2	2.0	69	4/31	113.8
C. James	4	1	10	25.0	2.50	1	25.0	1	25.0	10	0/0	39.6
Ramsey	3	1	7	33.3	2.33	0	0.0	0	0.0	7	0/0	42.4
Patriots	557	340	4321	61.0	7.76	29	5.2	13	2.3	69	47/367	92.9
Opponents	473	255	3324	53.9	7.02	15	3.2	21	4.4	67	48/346	68.4

1987 FINAL STATISTICS (8-7)

Head Coach: Raymond Berry • Tied for Second in AFC East • Home Stadium: Sullivan Stadium

DATE	W/L	SCORE	OPPONENT	ATTENDANCE
9/13	W	28-21	Miami	54,642
9/21	L	24-43	at N.Y. Jets	70,847
9/27			Cancelled Strike at Washington	
10/04	L	10-20	Cleveland	14,830
10/11	W	14-7	Buffalo	11,878
10/18	W	21-7	at Houston	25,294
10/25	L	16-30	at Indianapolis	48,850
11/01	W	26-23	L.A. Raiders	60,664
11/08	L	10-17	at N.Y. Giants	73,817
11/15	L	17-23	Dallas OT	60,567
11/22	W	24-0	Indianapolis	56,906
11/29	L	31-34	Philadelphia OT	54,198
12/06	L	20-31	at Denver	75,794
12/13	W	42-20	N.Y. Jets	60,617
12/20	W	13-7	at Buffalo	74,945
12/28	W	24-10	at Miami	61,192

RUSHING	NO	YDS	AVG	LG	TD
Collins	147	474	3.2	19	3
Dupard	94	318	3.4	49	3
Tatupu	79	248	3.1	19	0
Perryman	41	187	4.6	48	0
LeBlanc	49	170	3.5	42	1
Ramsey	13	75	5.8	19	1
Fryar	9	52	5.8	16	0
Hansen	16	44	2.8	7	0
Flutie	9	43	4.8	27	0
Grogan	20	37	1.9	8	2
Eason	3	25	8.3	13	0
C. McSwain	9	23	2.6	9	0
Woods	4	20	5.0	13	1
Starring	2	13	6.5	10	0
C. James	4	10	2.5	5	0
Camarillo	1	0	0.0	0	0
Bleier	5	-5	-1.0	11	1
Whitten	2	-6	-3.0	-2	0
Patriots	513	1771	3.5	49	12
Opponents	490	1778	3.6	60	13

RECEIVING	NO	YDS	AVG	LG	TD
Collins	44	347	7.9	29	3
Morgan	40	672	16.8	45	3
Fryar	31	467	15.1	40	5
Jones	25	388	15.5	29	3
Starring	17	289	17.0	34	2
Baty	15	138	9.2	22	2
Tatupu	15	136	9.1	23	0
Dawson	12	81	6.8	14	0
Linne	11	158	14.4	30	2
Scott	5	35	7.0	15	1
Coffey	3	66	22.0	35	0
Gadbois	3	51	17.0	20	0
D. Williams	3	30	10.0	12	0
Perryman	3	13	4.3	7	0
Dupard	3	1	0.3	2	0
Frain	2	22	11.0	11	0
LeBlanc	2	3	1.5	3	0
Hansen	1	22	22.0	22	0
Pickering	1	10	10.0	10	0
Patriots	236	2929	12.4	45	22
Opponents	273	3438	12.6	61	17

INTERCEPTIONS	NO	YDS	AVG	LG	TD
Marion	4	53	13.3	25	0
Lippett	3	103	34.3	45	2
Clayborn	2	24	12.0	24	0
E. Gibson	2	17	8.5	17	0
Bowman	2	3	1.5	3	0
E. Williams	1	51	51.0	51	0
R. James	1	27	27.0	27	0
R. McSwain	1	17	17.0	17	0
Shogeg	1	7	7.0	7	0
Holmes	1	4	4.0	4	0
Rembert	1	1	1.0	1	0
P. Williams	1	0	0.0	0	0
Peterson	1	0	0.0	0	0
Patriots	21	307	14.6	51	2
Opponents	18	160	8.9	38	2

PUNTING	NO	YDS	AVG	TB	IN20	LG	BLK
Camarillo	62	2489	40.1	8	14	73	1
Herdine	25	861	34.3	4	1	50	1
Patriots	89	3350	37.6	12	15	73	2
Opponents	77	2937	38.1	6	25	62	1

PUNT RETURNS	NO	FC	YDS	AVG	LG	TD
Fryar	18	12	174	9.7	36	0
Linne	5	2	22	4.4	16	0
Marion	1	2	0	0.0	0	0
Starring	1	1	17	17.0	17	0
Patriots	25	17	213	8.5	36	0
Opponents	41	11	397	9.7	34	0

KICK RETURNS	NO	YDS	AVG	LG	TD
Starring	23	445	19.3	43	0
Fryar	6	119	19.8	31	0
Davis	5	134	26.8	43	0
Dupard	4	61	15.3	21	0
Perryman	3	43	14.3	16	0
LeBlanc	2	31	15.5	24	0
C. McSwain	2	32	16.0	24	0
Alexander	1	4	4.0	4	0
Collins	1	18	18.0	18	0
Hansen	1	14	14.0	14	0
Patriots	48	901	18.8	43	0
Opponents	63	1130	17.9	60	0

FIELD GOALS	1-19	20-29	30-39	40-49	50+
Franklin	0/0	5/5	6/11	3/7	1/3
Schubert	0/0	1/1	0/0	0/1	0/0
Patriots	0/0	6/6	6/11	3/8	1/3
Opponents	2/2	7/7	6/9	3/8	0/1

Sacks: Tippet 12.5, Veris 7.0, B. Williams 5.0, T. Williams 4.5, Rembert 2.0, Reynolds 2.0, Sims 1.5, Blackmon 1.0, Hodge 1.0, Lippett, 1.0, Mangiero 1.0, McCabe 1.0, McGrew 1.0, Wichard 1.0, Wilburn 1.0, Bowman, 0.5. Team, 43.0, Opponents, 33.0.

Franklin: (39n,47n) (48n,32G) (-) (-) (52n) (38G,31G,49G) (50G,27G,25G, 29G) (50n,46G) (35n,41G) (37n,34G,37n) (43n,21G,31n,46n) (38G,27G) (-) (-) (31G) **Schubert:** (-) (-) (23G, 40n) **Opponents:** (-) (22G,34G) (28G,21G, 37n) (-) (48n,34n) (48G,38G,24G) (31G, 31G,39G,41n) (19G,41n) (20G) (46n) (19G,44n,39n,38G) (52n,24G) (24G,42G) (-) (47G).

Starters: Offense: WR Stanley Morgan (9), Cedric Jones (3), Wayne Coffey (3); LT Danny Villa (7), Steve Moore (4), George Colton (3), Art Plunkett (1); LG Sean Farrell (15), Paul Fairchild (1); C Guy Morris (7), Trevor Matich (4), Pete Brock (3), P. Fairchild (1); RG Ron Wooten (13), Eric Stokes (1), Darren Twombly (1); RT Bruce Armstrong (12), Greg Robinson (3); TE Lin Dawson (11), Todd Frain (2), Willie Scott (1); WR Irving Fryar (11), Larry Linne (3), C. Jones (1); QB Steve Grogan (6), Tony Eason (3), Tom Ramsey (3), Bob Bleier (2), Doug Flutie (1); RB Tony Collins (11) Reggie Dupard (2), Matt LeBlanc (2); FB Mosi Tatupu (9), Bruce Hansen (2), R. Dupard (1), Chuck McSwain (1), Bob Perryman (1), 3rd WR I. Fryar (1), Stephen Starring (1).

Defense: LE Kenneth Sims (8), Brent Williams (4), Benton Reed (3); NT Toby Williams (12), John Guzik (2), Tom Porell (1); RE Garin Veris (12), Steve Wilburn (3); LDB Andre Tippet (13), Mel Black (2); LILB Steve Nelson (11), Jerry McCabe (3), Johnny Rembert (1); RILB Lawrence McGrew (12), Greg Moore (3), Ed Reynolds (1); ROLB Ed Williams (7), Don Blackmon (4), Rogers Alexander (2), L. McGrew (1), Randy Sealy (1); LCB Ronnie Lippett (12), Joe Peterson (3); RCB Raymond Clayborn (9), Ernest Gibson (5), Fred Marion (1); SS Jim Bowman (8), Roland James (4), Ron Shogeg (3); FS F. Marion (11), Darrel Holmes (3), R. Clayborn (1).

1987 Coaching Staff: Dean Brittenham, Strength/Conditioning, Jim Carr, Defensive Backfield, Bobby Grier, Offensive Backfield, Ray Hamilton, Asst. Defensive Line, Rod Humenuik, Asst. Head Coach/Offensive Line, Harold Jackson, Receivers, Eddie Khayat, Defensive Line, John Polonchek, Ols/Special Asst. to Head Coach, Rod Rust, Defensive Coordinator, Dante Scarnecchia, Special Teams/TE's, Don Shinnick, Linebackers, Les Steckel, Quarterbacks/Receivers.

Pro Bowl (2): WR Stanley Morgan (4), LB Andre Tippet (4).

Team Statistics

	PATS	OPP
TOTAL FIRST DOWNS	266	293
By Rushing	84	112
By Passing	158	159
By Penalty	24	22
Third Down: Md/Att.	81/219	84/228
Third Down: Eff.	36.9	36.8
Fourth Down: Md/Att.	9/14	11/23
Fourth Down: Eff.	64.2	47.8

TOTAL NET YARDS	4454	4877
Avg. per Game	296.9	325.1
Total Offensive Plays	986	1053
Avg. per Play	4.5	4.6

NET YARDS RUSHING	1771	1790
Total Rushing Plays	513	498
Avg. per Rush	3.5	3.6
Avg. per Game	118.1	118.5

NET YARDS PASSING	2683	3099
Avg. per Game	178.9	206.6
Sacked/Yards Lost	33/246	43/339
Gross Yards Passing	2929	3438
Att./Completions	404/236	520/273
Completion Pct.	53.6	52.5
Had Intercepted	18	21

PUNTS/AVERAGE	89/37.6	77/38.1
NET PUNTING AVG.	30.5	33.8
PENALTIES/YARDS	64/506	110/846

FUMBLES/BALLS LOST	36/13	42/21
TOUCHDOWNS	39	34

Rushing	12	13
Passing	22	17
Returns	5	4

Score by Periods	1	2	3	4	OT	Total
Patriots	76	111	72	61	0	320
Opponents	39	68	71	106	9	293

SCORING	TD	Ru	Pa	Rt	PAT	FG	S	TP
Franklin	0	0	0	0	37/3815/26	0	82	
Collins	6	3	3	0	0	0	0	36
Fryar	5	0	5	0	0	0	0	30
Dupard	3	3	0	0	0	0	0	18
Jones	3	3	0	0	0	0	0	18
Morgan	3	0	3	0	0	0	0	18
Starring	3	0	3	0	0	0	0	18
Baty	2	0	2	0	0	0	0	12
Grogan	2	2	0	0	0	0	0	12
Linne	2	0	2	0	0	0	0	12
Lippett	2	0	2	0	0	0	0	12
Scott	2	0	1	1	0	0	0	12
Bleier	1	1	0	0	0	0	0	6
Clayborn	1	0	0	1	0	0	0	6
LeBlanc	1	1	0	0	0	0	0	6
Ramsey	1	1	0	0	0	0	0	6
Tippet	1	0	0	1	0	0	0	6
Woods	1	1	0	0	0	0	0	6
Schubert	0	0	0	0	1/1	1/2	4	0
Patriots	39	12	22	5	38/39	16/28	0	320
Opponents	34	13	17	4	33/33	18/27	1	293

PASSING	ATT	CMP	YARDS	CMP%	YDS/ATT	TD	TD%	INT	INT%	LG	SK/YDS	RATING
Grogan	161	93	1183	57.8	7.34	10	6.2	9	5.6	40	7/55	78.2
Ramsey	134	71	898	53.0	6.70	6	4.5	6	4.5	40	14/90	70.4
Eason	79	42	453	53.2	5.73	3	3.8	2	2.5	45	8/70	72.4
Bleier	39	14	181	35.9	4.64	1	2.6	1	2.6	35	3/28	49.4
Flutie	25	15	199	60.0	7.96	1	4.0	0	0.0	30	0/0	98.6
Jones	1	0	0	0.0	0.0	0	0.0	0	0.0	0	0/0	39.6
Tatupu	1	1	15	100.0	15.0	1	100.0	0	0.0	15	0/0	158.3
Patriots	440	236	2929	53.6	6.65	22	5.0	18	4.1	45	33/246	74.1
Opponents	520	273	3438	52.5	6.61	17	3.3	21	4.0	61	43/339	67.5

1988 FINAL STATISTICS (9-7)

Head Coach: Raymond Berry • Tied for Second in AFC East • Home Stadium: Sullivan Stadium

DATE	W/L	SCORE	OPPONENT	ATTENDANCE
9/04	W	28-3	N.Y. Jets	44,027
9/11	L	6-36	at Minnesota	55,545
9/18	L	14-16	Buffalo	55,945
9/25	L	6-31	at Houston	38,646
10/02	W	21-17	Indianapolis	58,050
10/09	L	3-45	at Green Bay*	51,932
10/16	W	27-21	Cincinnati	59,969
10/23	L	20-23	at Buffalo	76,824
10/30	W	30-7	Chicago	60,821
11/06	W	21-10	Miami	60,840
11/13	W	14-13	at N.Y. Jets	48,358
11/20	W	6-3	at Miami	53,526
11/27	L	21-24	at Indianapolis	58,157
12/04	W	13-7	Seattle	59,068
12/11	W	10-7	Tampa Bay OT	39,889
12/17	L	10-21	at Denver	70,910

*At Minnesota

Team Statistics

TOTAL FIRST DOWNS	264	272				
By Rushing	126	119				
By Passing	112	138				
By Penalty	26	15				
Third Down: Md/Att.	79/219	58/199				
Third Down: Eff.	36.1	29.1				
Fourth Down: Md/Att.	9/14	9/18				
Fourth Down: Eff.	64.2	50.0				
TOTAL NET YARDS	4293	4681				
Avg. per Game	268.3	292.6				
Total Offensive Plays	1000	961				
Avg. per Play	4.3	4.9				
NET YARDS RUSHING	2120	2099				
Total Rushing Plays	588	496				
Avg. per Rush	3.6	4.2				
Avg. per Game	132.5	131.2				
NET YARDS PASSING	2173	2582				
Avg. per Game	135.8	161.4				
Sacked/Yards Lost	23/160	29/219				
Gross Yards Passing	2333	2801				
Att./Completions	389/199	436/234				
Completion Pct.	51.2	53.7				
Had Intercepted	28	20				
PUNTS/AVERAGE	91/38.3	86/42.2				
NET PUNTING AVG.	34.1	35.5				
PENALTIES/YARDS	87/665	108/858				
FUMBLES/BALLS LOST	19/10	29/15				
TOUCHDOWNS	31	33				
Rushing	17	20				
Passing	12	13				
Returns	2	0				
Score by Periods	1	2	3	4	OT	Total
Patriots	49	87	50	61	3	250
Opponents	48	77	57	72	0	284

SCORING	TD	Ru	Pa	Rt	PAT	FG	S	TP
Perryman	6	6	0	0	0	0	0	36
Staurovsky	0	0	0	0	14/15	7/11	0	35
Fryar	5	0	5	0	0	0	0	30
Stephens	5	4	0	1	0	0	0	30
Garcia	0	0	0	0	11/16	6/13	0	29
Morgan	4	0	4	0	0	0	0	24
Dawson	2	0	2	0	0	0	0	12
Dupard	2	2	0	0	0	0	0	12
Tatupu	2	2	0	0	0	0	0	12
Flutie	1	1	0	0	0	0	0	6
Grogan	1	1	0	0	0	0	0	6
C. James	1	1	0	0	0	0	0	6
Jones	1	0	1	0	0	0	0	6
Martin	1	0	0	1	0	0	0	6
Patriots	31	17	12	2	25/31	13/24	0	250
Opponents	33	20	13	0	33/33	17/26	1	284

PASSING	ATT	CMP	YARDS	CMP%	YDS/ATT	TD	TD%	INT	INT%	LG	SK/YDS	RATING
Flutie	179	92	1150	51.4	6.42	8	4.5	10	5.6	801	11/65	63.3
Grogan	140	67	834	47.9	5.95	4	2.9	13	9.3	411	8/77	37.6
Eason	43	28	249	65.1	5.79	0	0.0	2	4.7	26	2/12	61.1
Ramsey	27	12	100	44.4	3.70	0	0.0	3	11.1	23	2/6	15.0
Patriots	389	199	2333	51.2	5.99	12	3.1	28	7.2	801	23/160	50.0
Opponents	436	234	2801	53.7	6.42	13	2.9	20	4.6	511	29/219	64.4

RUSHING	NO	YDS	AVG	LG	TD
Stephens	297	1168	3.9	52	4
Perryman	146	448	3.1	16	6
Flutie	38	179	4.7	16	1
Dupard	52	151	2.9	15	2
Tatupu	22	75	3.4	22	2
Allen	7	40	5.7	12	0
Eason	5	18	3.6	10	0
C. James	4	15	3.8	8t	1
Fryar	6	12	2.0	6	0
Grogan	6	12	2.0	6	1
Ramsey	3	8	2.7	9	0
Feagles	1	0	0.0	0	0
Morgan	1	-6	-6.0	-6	0

Patriots	588	2120	3.6	52	17
Opponents	496	2099	4.2	36	20

RECEIVING	NO	YDS	AVG	LG	TD
Dupard	34	232	6.8	15	0
Fryar	33	490	14.8	80t	5
Morgan	31	502	16.2	32	4
Jones	22	313	14.2	41t	1
Perryman	17	134	7.9	18	0
C. James	14	171	12.2	32	0
Stephens	14	98	7.0	17	0
Francis	11	161	14.6	51	0
Dawson	8	106	13.3	38	2
Tatupu	8	58	7.3	17	0
Martin	4	51	12.8	21	0
Scott	1	8	8.0	8	0
Johnson	1	5	5.0	5	0
Farrell	1	4	4.0	4	0
Patriots	199	2333	11.7	80t	12
Opponents	234	2801	12.0	51t	13

INTERCEPTIONS	NO	YDS	AVG	LG	TD
Clayborn	4	65	16.3	31	0
Marion	4	47	11.8	22	0
R. James	4	30	7.5	22	0
McSwain	2	51	25.5	42	0
Rembert	2	10	5.0	6	0
Jordan	1	31	31.0	31	0
McGrew	1	6	6.0	6	0
Lippett	1	4	4.0	4	0
Bowman	1	0	0.0	0	0
Patriots	20	244	12.2	42	0
Opponents	28	286	10.2	40	0

PUNTING	NO	YDS	AVG	TB	IN20	LG	BLK
Feagles	91	3482	38.3	8	24	74	0
Patriots	91	3482	38.3	8	24	74	0
Opponents	86	3633	42.2	9	19	70	0

PUNT RETURNS	NO	FC	YDS	AVG	LG	TD
Fryar	38	8	398	10.5	30	0
Bowman	0	1	0	0.0	0	0
Patriots	38	9	398	10.5	30	0
Opponents	37	17	217	5.9	19	0

KICK RETURNS	NO	YDS	AVG	LG	TD
Martin	31	735	23.7	95t	1
Allen	18	391	21.7	30	0
Davis	6	106	17.7	24	0
Fryar	1	3	3.0	3	0
Tatupu	1	13	13.0	13	0
Patriots	57	1248	21.9	95t	1
Opponents	45	888	19.7	51	0

Sacks: B. Williams 8.0, Tippet 7.0, Jordan 3.0, Rembert 3.0, Goad 2.0, McGrew 2.0, Veris 2.0, Hodge 1.0, Team 1.0. Patriots 29.0, Opponents 23.0.

FIELD GOALS	1-19	20-29	30-39	40-49	50+
Staurovsky	0/0	3/4	4/5	0/2	0/0
Garcia	0/0	2/3	1/3	2/5	1/2
Patriots	0/0	5/7	5/8	2/7	1/2
Opponents	0/0	6/7	5/5	5/11	1/3

Garcia: (47wl,39G,24G,47G) (50G,23G) (-) (-) (31wl) (43G,42wl) (43wr) (25wl, 52wl,39b).
Staurovsky: (35G) (-) (-) (22G,34G) (43wl,27wl) (34G,22G) (36s, 27G) (32G, 40wl).

Opponents: (29G) (39G,24G) (38G, 44G,41G) (46wl,46wr,49G) (20G) (25G,43wl) (-) (30G,35G,33G) (-) (51G) (47G, 48G) (27G,54wl,50wr,23wl) (28G) (47wr,41wr) (40s) (-).

Starters: Offense: WR Stanley Morgan (14), Cedric Jones (1); LT Danny Villa (14), Trevor Matich (2); LG Sean Farrell (15), Paul Fairchild (1); C Mike Baab (12), T. Matich (4); RG Ron Wooten (15), P. Fairchild (1); RT Bruce Armstrong (16); TE Russ Francis (8), Lin Dawson (6), Steve Johnson (1), Willie Scott (1); WR Irving Fryar (14), C. Jones (1); QB Doug Flutie (9), Steve Grogan (4), Tony Eason (2), Tom Ramsey (1); RB John Stephens (14), Reggie Dupard (2); FB Robert Perryman (16); 2nd TE Steve Johnson (2).

Defense: LE Brent Williams (14), Milford Hodge (1), Kenneth Sims (1); NT Tim Goad (16), B. Williams (2); RE Garin Veris (9), M. Hodge (6), Edmund Nelson (1); LOLB Andre Tippet (11), Tim Jordan (5); LILB Ed Reynolds (14), Vincent Brown (2); RILB Johnny Rembert (15), V. Brown (1); ROLB Lawrence McGrew (15), Tim Jordan (1); LCB Ronnie Lippett (15), Rod McSwain (1); Raymond Clayborn (16); SS Roland James (15), Jim Bowman (1); FS Fred Marion (16).

1988 Coaching Staff: Don Blackmon, Staff Assistant, Jim Carr, Defensive Backfield, Bobby Grier, Offensive Backfield, Ray Hamilton, Asst. Defensive Line, Rod Humenuik, Asst. Head Coach/Offensive Line, Harold Jackson, Receivers, Eddie Khayat, Defensive Line, Guy Morris, Asst. Offensive Line, John Polonchek, QBs/Special Asst. to Head Coach, Dante Scarneccia, Special Teams/TE's, Don Shinnick, Linebackers, Jerry Simmons., Strength/Conditioning, Les Steckel, Quarterbacks/Receivers.

Pro Bowl (3): RB John Stephens (1), LB Andre Tippet (5), LB Johnny Rembert (1).

1989 FINAL STATISTICS (5-11)

Head Coach: Raymond Berry • Fourth in AFC East • Home Stadium: Sullivan Stadium

DATE	W/L	SCORE	OPPONENT	ATTENDANCE
9/10	W	27-24	at N.Y. Jets	64,541
9/17	L	10-24	Miami	57,043
9/24	L	3-24	Seattle	48,025
10/01	L	10-31	at Buffalo	78,921
10/08	W	23-13	Houston	59,828
10/15	L	15-16	at Atlanta	39,697
10/22	L	20-37	at San Francisco	70,000
10/29	W	23-20	at Indianapolis OT	59,356
11/05	L	26-27	N.Y. Jets	53,366
11/12	L	24-28	New Orleans	47,680
11/19	W	33-24	Buffalo	49,663
11/26	L	21-24	at L.A. Raiders	38,747
12/03	W	22-16	Indianapolis	32,234
12/10	L	10-31	at Miami	55,913
12/17	L	10-28	at Pittsburgh	26,594
12/24	L	20-24	L.A. Rams	37,940

Team Statistics

	PATS	OPP
TOTAL FIRST DOWNS	335	297
By Rushing	114	110
By Passing	87	176
By Penalty	34	11
Third Down: Md/Att.	92/240	72/199
Third Down: Eff.	38.3	36.2
Fourth Down: Md/Att.	10/29	5/12
Fourth Down: Eff.	34.5	41.7

TOTAL NET YARDS	5456	5644
Avg. per Game	341.0	352.8
Total Offensive Plays	1129	975
Avg. per Play	4.8	5.8
NET YARDS RUSHING	1749	1978
Total Rushing Plays	485	495
Avg. per Rush	3.6	4.0
Avg. per Game	109.3	123.6

NET YARDS PASSING	3707	3666
Avg. per Game	231.7	229.1
Sacked/Yards Lost	34/265	31/239
Gross Yards Passing	3972	3905
Att./Completions	610/302	449/259
Completion Pct.	49.5	57.7
Had Intercepted	27	16

PUNTS/AVERAGE	64/37.4	81/42.1
NET PUNTING AVG.	31.3	35.2
PENALTIES/YARDS	63/509	111/954

FUMBLES/BALLS LOST	26/22	22/12
TOUCHDOWNS	30	48
Rushing	12	19
Passing	17	27
Returns	1	2

Score by Periods	1	2	3	4	OT	Total
Patriots	47	66	71	110	3	297
Opponents	82	144	58	107	0	391

SCORING	TD	R	Pa	Rt	PAT	FG	S	TP
Davis	0	0	0	0	13/16	16/23	0	61
Stavrovsky	0	0	0	0	14/14	14/17	0	56
Stephens	7	7	0	0	0	0	0	42
C. Jones	6	0	6	0	0	0	0	36
Dykes	5	0	5	0	0	0	0	30
Fryar	3	0	3	0	0	0	0	18
Morgan	3	0	3	0	0	0	0	18
Perryman	2	2	0	0	0	0	0	12
Allen	1	1	0	0	0	0	0	6
Dupard	1	1	0	0	0	0	0	6
Egu	1	1	0	0	0	0	0	6
Hurst	1	0	0	0	0	0	0	6
Patriots	30	12	17	1	27/30	30/40	0	297
Opponents	48	19	27	2	46/48	19/26	0	391

PASSING	ATT	CMP	YARDS	CMP%	YDS/ATT	TD	TD%	INT	INT%	LG	SK/YDS	RATING
Grogan	261	133	1697	51.0	6.50	9	3.4	14	5.4	55t	8/64	60.8
Wilson	150	75	1006	50.0	6.71	3	2.0	5	3.3	65t	10/71	64.5
Eason	105	57	761	54.3	7.25	3	2.9	4	3.8	45	10/78	71.2
Flutie	91	36	493	39.6	5.42	2	2.2	4	4.4	36	6/52	46.6
Feagles	2	0	0	0.0	0.0	0	0.0	0	0.0	0	0/0	39.6
Tatupu	1	1	15	100.0	15.00	0	0.0	0	0.0	15	0/0	147.9
Patriots	610	302	3972	49.5	6.51	17	2.8	27	4.4	65t	34/285	61.3
Opponents	449	259	3905	57.7	8.70	27	6.0	16	3.6	74t	31/239	91.6

RUSHING	NO	YDS	AVG	LG	TD
Stephens	244	833	3.4	35t	7
Perryman	150	562	3.7	18	2
Flutie	16	87	5.4	22	0
Dupard	25	63	2.5	10	1
Allen	11	51	4.6	18	1
Wilson	7	42	6.0	11	0
Tatupu	11	38	3.5	20	0
Egu	3	20	6.7	15t	1
Martin	2	20	10.0	13	0
Grogan	9	19	2.1	7	0
Fryar	2	15	7.5	11	0
C. Jones	1	3	3.0	3	0
Eason	2	-2	-1.0	0	0
Wonsley	2	-2	-1.0	0	0

Patriots	485	1749	3.6	35t	12
Opponents	495	1978	4.0	58t	19

RECEIVING	NO	YDS	AVG	LG	TD
Sievers	54	615	11.4	46	0
Dykes	49	795	16.2	42	5
C. Jones	48	670	14.0	65t	6
Fryar	29	537	18.5	52	3
Perryman	29	195	6.7	16	0
Morgan	28	486	17.4	55t	3
Stephens	21	207	9.9	37	0
Martin	13	229	17.6	37	0
Dawson	12	101	8.4	17	0
Tatupu	10	54	5.4	11	0
Dupard	6	70	11.7	45	0
Cook	3	13	4.3	5	0

Patriots	302	3972	13.2	65t	17
Opponents	259	3905	15.1	74t	27

INTERCEPTIONS	NO	YDS	AVG	LG	TD
Hurst	5	31	6.2	16t	1
James	2	50	25.0	28	0
Marion	2	19	9.5	18	0
McSwain	1	18	18.0	18	0
Feagins	1	4	4.0	4	0
Coleman	1	1	1.0	1	0
Clayborn	1	0	0.0	0	0
Rembert	1	0	0.0	0	0
Brown	1	-1	-1.0	-1	0
McGrew	1	-4	-4.0	-4	0

Patriots	16	118	19.7	28	1
Opponents	27	338	12.5	55	2

PUNTING	NO	YDS	AVG	NET TB	IN20 LG BLK
Feagles	63	2392	38.0	31.3	2 13 64
Patriots	64	2392	37.4	31.3	2 13 64
Opponents	81	3413	42.1	35.2	9 15 76

PUNT RETURNS	NO	FC	YDS	AVG	LG	TD
Martin	19	2	164	8.6	28	0
Tucker	13	1	102	7.8	25	0
Fryar	12	1	107	8.9	20	0
Hurst	1	0	6	6.0	6	0
Taylor	0	2	0	0.0	0	0
Patriots	45	6	379	8.4	28	0
Opponents	38	6	346	9.1	17	0

KICK RETURNS	NO	YDS	AVG	LG	TD
Martin	24	584	24.3	38	0
Tucker	13	270	20.8	37	0
Rice	11	242	22.0	46	0
Allen	6	124	20.7	29	0
Taylor	3	52	17.3	22	0
Wonsley	3	69	23.0	40	0
Egu	2	26	13.0	22	0
Hodge	2	19	9.5	11	0
Timpson	2	13	6.5	13	0
Fryar	1	47	47.0	47	0
Rehder	1	14	14.0	14	0
Tatupu	1	2	2.0	2	0
Patriots	69	1462	21.2	47	0
Opponents	61	1199	19.7	60	0

Sacks: B. Williams 8.0, Jeter 7.0, McGrew 4.5, Brown 4.0, Sims 3.0, Rembert 2.5, Goad 1.0, Team 1.0. Patriots 31.0, Opponents 34.0.

FIELD GOALS	1-19	20-29	30-39	40-49	50+
Davis	0/0	3/3	6/9	5/9	2/2
Stavrovsky	0/0	4/4	5/7	4/5	1/1
Patriots	0/0	7/7	11/16	9/14	3/3
Opponents	3/3	6/7	8/10	2/4	0/2

Davis: (-) (40wr,28G) (35G) (35G,37wl) (30G, 45s,34G,43G) (52G,32G,32G) (49G,21G) (47G, 38wr,48G,46wr,51G) (47G,43wr,26G,39s).

Stavrovsky: (44G) (34G,24G,34G, 38G) (-) (40wr,44G,37G,34s, 24G,50G,23G) (36G) (20G, 37ng) (44G,48G).

Opponents: (40G) (31G) (23G) (36G) (46G, 22G) (30G,30G,40w,22G) (33b, 23G,45b) (32G, 39G) (18G,23G) (-) (24wr,31G) (45wl, 32G) (18) (23) (-) (19G, 50s,50wl).

Starters: Offense: WR Stanley Morgan (10), Hart 0 Lee Dykes (6); LT Danny Villa (13), David Vane 0 (3); LG Sean Farrell (15), D. Villa (1); C Mike Baab 0 (16); RG Paul Fairchild (15), D. Villa (1); RT Bruce 0 Armstrong (16); TE Lin Dawson (13), Eric Sievers 0 (3); WR Cedric Jones (11), Irving Fryar (4), Sammy 0 Martin (1); QB Steve Grogan (6), Tony Eason (3), Marc Wilson (3), Doug Flutie (3); RB John Stephens 0 (12), Reggie Dupard (2); FB Robert Perryman 0 (14); 3rd WR I. Fryar (1), C. Jones (1); 2nd TE E. Sievers (2).

Defense: LE Ken Sims (15), Milford Hodge (1); NT Tim Goad (16); RE Brent Williams (16); LOLB Johnny Rembert (8), Jim Jordan (4) Vincent Brown 0 (2), Bruce Scholtz (2); LILB Ed Reynolds (16) RILB V. Brown (8), J. Rembert (8); ROLB Lawrence McGrew 0 (16); LCB Maurice Hurst (14), Rod McSwain (2); RCB Raymond Clayborn (14), R. McSwain (2); SS Roland James (14), Jim Bowman (2); FS Fred Marion (16).

1989 Coaching Staff: Don Blackmon, Linebackers, 0 Jim Carr, Defensive Backfield, Bobby Grier, Offensive Backfield, Ray Hamilton, Asst. Defensive Line, Harold Jackson, Receivers, Eddie Khayat, Defensive Line, Guy Morris, Asst. Offensive Line, John Polonchek, QBs/Special Asst. to Head Coach, Keith Rowan, Special Teams, Don Shinnick, Linebackers, Jerry Simmons, Strength/ Conditioning, Richard Wood, Receivers.

Pro Bowl (1): LB Johnny Rembert (2).

1990 FINAL STATISTICS (1-15)

Head Coach: Rod Rust • Fifth in AFC East • Home Stadium: Foxboro Stadium

DATE	W/L	SCORE	OPPONENT	ATTENDANCE
9/09	L	24-27	Miami	45,305
9/16	W	16-14	at Indianapolis	49,256
9/23	L	7-41	at Cincinnati	56,470
9/30	L	13-37	N.Y. Jets	36,724
10/07	L	20-33	Seattle	39,735
10/14			BYE WEEK	
10/18	L	10-17	at Miami	62,630
10/28	L	10-27	Buffalo	51,959
11/04	L	20-48	Philadelphia	65,514
11/11	L	10-13	Indianapolis	28,924
11/18	L	0-14	at Buffalo	74,720
11/25	L	14-34	at Phoenix	30,110
12/02	L	7-37	Kansas City	26,280
12/09	L	3-24	Pittsburgh	48,354
12/15	L	10-25	Washington	22,286
12/23	L	7-42	N.Y. Jets	30,250
12/30	L	10-13	N.Y. Giants	60,410

Team Statistics

TOTAL FIRST DOWNS	239	307				
By Rushing	65	151				
By Passing	156	139				
By Penalty	18	17				
Third Down: Md/Att.	86/227	84/192				
Third Down: Eff.	37.9	43.8				
Fourth Down: Md/Att.	2/12	7/13				
Fourth Down: Eff.	16.7	53.8				
POSSESSION AVG.	28:21	31:39				
TOTAL NET YARDS	4163	5697				
Avg. per Game	260.2	356.1				
Total Offensive Plays	955	972				
Avg. per Play	4.4	5.9				
NET YARDS RUSHING	1398	2676				
Total Rushing Plays	383	565				
Avg. per Game	87.4	167.3				
NET YARDS PASSING	2765	3021				
Avg. per Game	172.8	188.8				
Sacked/Yards Lost	58/443	33/224				
Gross Yards Passing	3208	3245				
Att./Completions	514/274	374/218				
Completion Pct.	53.3	58.3				
Had Intercepted	20	14				
PUNTS/AVERAGE	92/40.8	56/40.8				
NET PUNTING AVG.	33.6	36.6				
PENALTIES/YARDS	99/742	73/488				
FUMBLES/BALLS LOST	33/16	25/18				
TOUCHDOWNS	19	52				
Rushing	4	29				
Passing	4	21				
Returns	1	2				
Score by Periods	1	2	3	4	OT	Total
Patriots	30	81	30	40	0	181
Opponents	120	128	88	110	0	446

SCORING	TD	Ru	Pa	Rt	PAT	FG	S	TP
Stavrovsky	0	0	0	0	19/19	16/22	0	67
Cook	0	0	5	0	0	0	0	30
Fryar	4	0	4	0	0	0	0	24
Stephens	3	2	1	0	0	0	0	18
Dykes	2	0	2	0	0	0	0	12
Adams	1	0	1	0	0	0	0	6
Allen	1	1	0	0	0	0	0	6
Martin	1	0	1	0	0	0	0	6
Perryman	1	1	0	0	0	0	0	6
B. Williams	1	0	0	1	0	0	0	6
Patriots	19	4	14	1	19/19	16/22	0	181
Opponents	54	29	21	2	51/52	27/31	1	446

RUSHING	NO	YDS	AVG	LG	TD
Stephens	212	808	3.8	26	2
Allen	63	237	3.8	29	1
Adams	28	111	4.0	13	0
Perryman	32	97	3.0	13	1
Hodson	12	79	6.6	23	0
Tatupu	16	56	3.5	15	0
Overton	5	8	1.6	6	0
Wilson	5	7	1.4	6	0
Morris	2	4	2.0	3	0
Gannon	1	0	0.0	0	0
Hansen	1	0	0.0	0	0
Fryar	2	-4	-2.0	-1	0
Grogan	4	-5	-1.3	0	0
Patriots	383	1398	3.7	29	29
Opponents	565	2676	4.7	80t	4

RECEIVING	NO	YDS	AVG	LG	TD
Fryar	54	856	15.9	56	4
Cook	51	455	8.9	35t	5
Dykes	34	549	16.1	35t	2
Stephens	28	196	7.0	43	1
McMurry	22	240	10.9	26	0
Jones	21	301	14.3	26	0
Adams	16	146	9.1	28	1
Perryman	15	88	5.9	15	0
Sievers	8	77	9.6	25	0
Mowatt	6	67	11.2	16	0
Allen	6	48	8.0	19	0
Timpson	5	91	18.2	42	0
Martin	4	65	16.3	19t	1
Overton	2	19	9.5	15	0
Tatupu	2	10	5.0	6	0
Patriots	274	3208	11.7	56	14
Opponents	218	3245	14.9	86t	21

INTERCEPTIONS	NO	YDS	AVG	LG	TD
Allen	4	94	23.5	73	0
Hurst	4	61	15.3	36	0
Marion	4	17	4.3	16	0
Rembert	2	22	11.0	11	0
Patriots	14	194	13.9	73	0
Opponents	20	143	7.2	42	0

PUNTING	NO	YDS	AVG	NET	TB	IN20	LG	BLK
Hansen	90	3752	41.7	33.6	8	18	69	2
Patriots	92	3752	40.8	33.6	8	18	69	2
Opponents	56	2282	40.8	36.6	5	17	70	1

PUNT RETURNS	NO	FC	YDS	AVG	LG	TD
Fryar	28	10	133	4.8	17	0
Martin	1	0	1	1.0	1	0
Patriots	29	10	134	4.6	17	0
Opponents	53	103	50.3	10.1	34	0

KICK RETURNS	NO	YDS	AVG	LG	TD
Martin	25	515	20.6	38	0
Allen	11	168	15.3	34	0
Morris	11	202	18.4	22	0
Robinson	11	211	19.2	27	0
Overton	10	188	18.8	23	0
Timpson	3	62	20.7	26	0
P.Coleman	2	18	9.0	12	0
Jones	2	24	12.0	13	0
Adams	1	7	7.0	7	0
McSwain	1	0	0.0	0	0
Patriots	77	1395	18.1	38	0
Opponents	38	665	17.5	38	0

Sacks: Williams, B. 6.0, Tippet 3.5, Hobby 3.0, Singleton, 3.0, Agnew 2.5, Brown 2.5, Goad 2.5, McSwain 2.0, Veris 2.0, Williams, E. 2.0, Smith 1.5, Rembert 1.0, Reynolds 1.0, Gannon 0.5. Patriots 33.0, Opponents 58.0.

FIELD GOALS	1-19	20-29	30-39	40-49	50+
Stavrovsky	1/1	3/3	3/3	8/11	1/4
Patriots	1/1	3/3	3/3	8/11	1/4
Opponents	4/4	6/6	9/10	6/7	2/4

Stavrovsky: (42G,57s) (49w),39G, 27G, 25G (-) (46G, 40G) (53G,48G) (41G, 52ng) (39G,49ng,44G) (29G) (-) (-) (-) (49G) (42G) (50w) (19G,42w).

Opponents: (31G,37G) (-) (46G,23G) (24G,18G,46G) (31G,19G,55w) (47G) (35G,35G) (27G,34G) (54G,38G) (30w) (50ng,29G,50G) (19G,32G,45G) (42G) (19G,38G,26G) (-) (44G,41w,27G).

Starters: Offense: WR Irving Fryar (15), Cedric Jones (1); LT Bruce Armstrong (16); LG Chris Gambol (14), David Douglas (2); C Danny Villia (8), Gene Chilton (3), D. Douglas (3), Paul Fairchild (2); RG Damian Johnson (16); RT D. Villa (8), David Vaeane (4), Stan Clayton (3), C. Gambol (1); TE Marv Cook (16); WR Hart Lee Dykes (10), Greg McMurry (5), C. Jones (1); QB Tommy Hodson (6), Marc Wilson (6); Steve Grogan (4); RB John Stephens (14), George Adams (1), Marvin Allen (1); FB Robert Perryman (7), G. Adams (6), M. Allen (2), 2nd TE Eric Sievers (1).

Defense: LE Brent Williams (15), Marion Hobby (1); NT Tim Goad (16), RE Ray Agnew (9), M. Hobby (3), Garin Veris (2), Chris Gannon (2); LOLB Andre Tippet (7), Vincent Brown (6), Chris Singleton (1), Richard Tardits (1), Ed Williams (1); LILB Richard Harvey (8), Johnny Rembert (5), V. Brown (3); RILB E. Reynolds (12), V. Brown (2), B. Williams (1), M. Hobby (1); ROLB A. Tippet (6), V. Brown (3), C. Singleton (3), E. Williams (2), R. Harvey (1), Ila Jarostchuk (1); LCB Ronnie Lippett (16); RCB Maurice Hurst (16); Rod McSwain (12), Roland James (4); FS Fred Marion (16).

1990 Coaching Staff: Don Blackmon, Linebackers, Steve Crosby, Special Teams/Tight Ends, Bobby Grier, Offensive Backfield, Rod Humenuik, Offensive Line, Dale Lindsey, Defensive Line, Steve Nelson, Linebackers, John Polonchek, QBs/Special Asst. to Head Coach, Jimmy Raye, Offensive Coordinator/ Quarterbacks, Jerry Simmons, Strength/ Conditioning, Charlie Summer, Defensive Coordinator/ Secondary, Richard Wood, Receivers.

Pro Bowl (1): T. Bruce Armstrong (1).

PASSING	ATT	CMP	YARDS	CMP%	YDS/ATT	TD	TD%	INT	INT%	LG	SK/YDS	RATING
Wilson	265	139	1625	52.5	6.13	6	2.3	11	4.2	36t	29/228	61.6
Hodson	156	85	968	54.5	6.21	4	2.6	5	3.2	56	20/147	68.5
Grogan	92	50	615	54.3	6.68	4	4.3	3	3.3	48	9/68	76.1
Stephens	1	0	0	0.0	0.00	0	0.0	1	100.0	0	0/0	0.0
Patriots	514	274	3208	53.3	6.24	14	2.7	20	3.9	56	58/443	65.4
Opponents	374	218	3245	58.3	8.68	21	5.6	14	3.7	86t	33/224	89.9

1991 FINAL STATISTICS (6-10)

Head Coach: Dick MacPherson • Fourth in AFC East • Home Stadium: Foxboro Stadium

DATE	W/L	SCORE	OPPONENT	ATTENDANCE
9/01	W	16-7	at Indianapolis	49,961
9/08	L	0-20	Cleveland	35,377
9/15	L	6-20	at Pittsburgh	53,703
9/22	W	24-20	Houston	30,702
9/29	L	10-24	at Phoenix	26,043
10/06	L	10-20	Miami	49,749
10/13			BYE WEEK	
10/20	W	26-23	Minnesota OT	45,367
10/27	L	6-9	Denver	43,994
11/03	L	17-22	at Buffalo	78,278
11/10	L	20-30	at Miami	56,065
11/17	L	21-28	N.Y. Jets	30,743
11/24	W	16-13	Buffalo	47,053
12/01	L	3-20	at Denver	67,116
12/08	W	23-17	Indianapolis OT	20,131
12/15	W	6-3	at N.Y. Jets	55,689
12/22	L	7-29	at Cincinnati	46,394

Team Statistics

	PATS	OPP
TOTAL FIRST DOWNS	259	312
By Rushing	93	94
By Passing	155	199
By Penalty	11	19
Third Down: Md/Att	72/213	95/228
Third Down: Eff.	33.8	41.7
Fourth Down: Md/Att	6/13	4/14
Fourth Down: Eff.	46.2	28.6
POSSESSION AVG.	29.27	30.33
TOTAL NET YARDS	4473	5431
Avg. per Game	279.6	339.4
Total Offensive Plays	977	1050
Avg. per Play	4.4	5.9
NET YARDS RUSHING	1467	1579
Total Rushing Plays	433	460
Avg. per Game	91.7	98.7
NET YARDS PASSING	3006	3852
Avg. per Game	187.9	240.8
Sacked/Yards Lost	63/436	25/183
Gross Yards Passing	3442	4035
Att./Completions	481/284	565/335
Completion Pct.	59.0	59.3
Had Intercepted	22	12
PUNTS/AVERAGE	82/39.0	69/42.2
NET PUNTING AVG.	34.6	36.2
PENALTIES/YARDS	97/667	83/618
FUMBLES/BALLS LOST	34/20	31/19
TOUCHDOWNS	22	31
Rushing	9	5
Passing	11	25
Returns	2	1
Score by Periods	1 2 3 4 OT Total	1 2 3 4 OT Total
Patriots	40 55 23 84 9	211
Opponents	53 122 32 98 0	305
SCORING	TD Ru Pa Rt PAT FG S TP	TD Ru Pa Rt PAT FG S TP
Staurovsky	0 0 0 0 0 10/113/19	0 49
Baumann	0 0 0 0 0 9/10	0 30
Russell	4 4 0 0 0 0 0	0 24
Cook	3 0 3 0 0 0 0	0 18
Fryar	3 0 3 0 0 0 0	0 18
Vaughn	3 2 0 1 0 0 0	0 18
McMurtry	2 0 2 0 0 0 0	0 12
Stephens	2 2 0 0 0 0 0	0 12
Timpon	2 0 2 0 0 0 0	0 12
Childress	1 0 0 1 0 0 0	0 6
Coates	1 0 1 0 0 0 0	0 6
Millen	1 1 0 0 0 0 0	0 6
Patriots	22 9 11 2 19/21	20/29 0 211
Opponents	31 5 25 1 30/31	29/42 1 305

RUSHING	NO	YDS	AVG	LG	TD
Russell	266	959	3.6	24	4
Stephens	63	163	2.6	13	2
Vaughn	31	146	4.7	23	2
Millen	31	92	3.0	14	1
Hunter	18	53	2.9	9	0
Allen	13	50	3.8	11	0
Fryar	2	11	5.5	9	0
Adams	2	3	1.5	2	0
Chilton	1	0	0.0	0	0
Hodson	4	0	0.0	0	0
Timpon	1	-4	-4.0	-4	0
Coates	1	-6	-6.0	-6	0
Patriots	383	1398	3.7	29	4
Opponents	460	1598	3.4	37	5

RECEIVING	NO	YDS	AVG	LG	TD
Cook	82	808	9.9	49	3
Fryar	68	1,014	14.9	56	3
McMurtry	41	614	15.0	40	2
Timpon	25	471	18.8	60	2
Russell	18	81	4.5	18	0
Stephens	16	119	7.4	24	0
Hunter	11	97	8.8	25	0
Coates	10	95	9.5	17	1
Vaughn	9	89	9.9	32	0
Carpenter	3	45	15.0	23	0
Allen	1	9	9.0	9	0
Patriots	284	3442	12.1	60	11
Opponents	335	4035	12.0	65	25

INTERCEPTIONS	NO	YDS	AVG	LG	TD
Hurst	3	21	7.0	21	0
Marion	2	33	16.5	33	0
Lippett	2	27	13.5	27	0
Henderson	2	2	1.0	2	0
Washington	2	0	0.0	0	0
Tippett	1	10	10.0	10	0
Patriots	12	93	7.8	33	0
Opponents	22	154	7.0	27	0

PUNTING	NO	YDS	AVG	NET TB	IN20	LG	BLK
McCarthy	66	2650	40.2	35.7	3	17	93
Wagner	14	548	39.1	29.1	0	0	54
Patriots	82	3198	39.0	34.6	3	17	93
Opponents	69	2909	42.2	36.2	10	16	71

PUNT RETURNS	NO	FC	YDS	AVG	LG	TD
Henderson	27	10	201	7.4	39	0
Fryar	2	4	10	5.0	10	0
Pool	1	0	0	0.0	0	0
Zackery	1	0	0	0.0	0	0
Patriots	31	14	211	6.8	39	0
Opponents	37	20	303	8.2	40	1

KICK RETURNS	NO	YDS	AVG	LG	TD
Vaughn	34	717	21.1	99	1
Allen	8	161	20.1	31	0
Martin	8	178	22.3	26	0
Hobby	2	0	0.0	0	0
Timpon	2	37	18.5	21	0
Coates	1	6	6.0	6	0
Rakoczy	1	9	9.0	9	0
Rembert	0	0	0.0	0	0
Patriots	56	1108	19.8	99	1
Opponents	51	850	16.7	49	0

Sacks: Tippett 8.5, Veris 4.0, B. Williams 3.5, Brown 3.0, Agnew 2.0, Hobby 2.0, Howard 1.0, Singleton 1.0. Patriots, 25.0, Opponents, 63.0.

FIELD GOALS	1-19	20-29	30-39	40-49	50+
Staurovsky	1/1	2/3	9/12	1/3	0/0
Baumann	0/0	2/2	1/3	4/4	0/1
Patriots	1/1	4/5	10/15	5/7	0/1
Opponents	2/2	12/14	7/7	8/17	0/2

Staurovsky: (35G,39G,36G) (-) (45n, 33G,28G) (33G) (38n,39G) (37G) (38G, 36n,42G) (20G,17G,25n) (46n,36G,35n).

Baumann: (44G,37G) (39n) (51b,46G, 32n) (23G) (24G) (45G,41G) (-).

Opponents: (44w,52w,42w,48b) (30G, 32G) (49G,32G) (28G,38G) (42N,47G) (47G,58n,25G) (23G,32G,47n,23G) (35G, 18G,47n,34G) 2 (19G,47n,21G,42G) (21G, 42G,49n,44G) (-) 0 (23G,29G) (20G, 24G) (43n,40G)(23n,23G,27n) (49G,25G).

Starters: Offense: WR Irving Fryar (15), Rob Carpenter (1); LT Bruce Armstrong (16); LG Elbert Crawford (16); C Gene Chilton (16); RG Danny Villa (10), Jon Melander (3), Gregg Rakoczy (2), Freddie Childress (1); RT Pat Harlow (16); TE Marv Cook (16); WR Greg McMurtry (12), Michael Timpon (2), Jon Vaughn (1); QB Hugh Millen (13), Tommy Hodson (3); RB Leonard Russell (15), John Stephens (1); FB Ivy Joe Hunter (11), J. Stephens (2); George Adams (1), J. Vaughn (1); 2nd TE Ben Coates (2).

Defense: LE Ray Agnew (9), Garin Veris (3), Brent Williams (3), Marion Hobby (1); NT Tim Good (15), Fred Smerlas (1); RE B. Williams (13), R. Agnew (1), Sean Smith (1), G. Veris (1); LOLB Andre Tippett (16); LILB Eugene Lockhart (13), RILB Vincent Brown (16); ROLB Chris Singleton (11), David Howard (5); LCB Ronnie Lippett (13), Tim Gordon (1), Jerome Henderson (1), Mickey Washington (1); RCB Maurice Hurst (14), M. Washington (2); SS Harry Colon, T. Gordon (1), M. Washington (1); FS Fred Marion (11), T. Gordon (5); 5th DB David Pool (3).

1991 Coaching Staff: Joel Collier Asst. Running Backs/ Receivers, Joe Collier, Defensive Coordinator, Dick Coury, Offensive Coordinator, Ivan Fears, Wide Receivers, Norm Gerber, Inside Linebackers, Bobby Grier, Offensive Backfield, Rod Humenuik, Offensive Line, Stan Jones, Defensive Line, Myrel Moore, Outside Linebackers, Dante Scamecia, Special Teams/TE's, Dave Uryus, Asst. Special Teams/ Defensive Line, Charlie West, Defensive Backs.

Pro Bowl (2): T Bruce Armstrong (2), TE Marv Cook (1).

PASSING	ATT	CMP	YARDS	CMP%	YDS/ATT	TD	TD%	INT	INT%	LG	SK/YDS	RATING
Millen	409	246	3073	60.1	7.51	9	2.2	18	4.4	60	54/379	72.5
Hodson	68	36	345	52.9	5.07	1	1.5	4	5.9	32	9/57	47.7
Vaughn	2	1	13	50.0	6.50	1	50.0	0	0.0	13	0/0	110.4
Fryar	1	0	0	0.0	0.00	0	0	0	0	0	0/0	39.6
McCarthy	1	1	11	100.0	11.00	0	0	0	0.0	11	0/0	112.5
Patriots	481	284	3442	59.0	7.16	11	2.3	22	4.6	60	63/436	69.7
Opponents	565	335	4035	59.3	7.14	25	4.4	12	2.1	65	25/183	87.1

1992 FINAL STATISTICS (2-14)

Head Coach: Dick MacPherson • Fifth in AFC East • Home Stadium: Foxboro Stadium

DATE	W/L	SCORE	OPPONENT	ATTENDANCE
9/06			BYE WEEK	
9/13	L	0-14	at L.A. Rams	40,402
9/20	L	6-10	Seattle	42,327
9/27	L	7-41	Buffalo	52,527
10/4	L	21-30	at N.Y. Jets	60,108
10/11	L	12-24	San Francisco	54,126
10/18	L	17-38	at Miami	57,282
10/25	L	17-19	Cleveland	32,219
11/01	L	7-16	at Buffalo	78,268
11/08	L	14-31	New Orleans	45,413
11/15	W	37-34	at Indianapolis OT	42,631
11/22	W	24-33	N.Y. Jets	27,642
11/29	L	0-34	at Atlanta	54,494
12/06	L	0-6	Indianapolis	19,429
12/13	L	20-27	at Kansas City	52,208
12/20	L	10-20	at Cincinnati	45,355
12/27	L	13-16	Miami OT	34,726

Team Statistics

	PATS	OPP
TOTAL FIRST DOWNS	215	292
By Rushing	71	112
By Passing	130	149
By Penalty	14	31
Third Down: Md/Att.	72/223	77/214
Third Down: Eff.	32.3	36.0
Fourth Down: Md/Att.	8/19	6/15
Fourth Down: Eff.	42.1	40.0

POSSESSION AVG.	28:28	31:32
TOTAL NET YARDS	3584	5048
Avg. per Game	224.0	315.5
Total Offensive Plays	928	1000
Avg. per Play	3.9	5.0

NET YARDS RUSHING	1550	1951
Total Rushing Plays	419	521
Avg. per Game	96.6	121.9

NET YARDS PASSING	2034	3097
Avg. per Game	127.1	193.6
Sacked/Yards Lost	65/458	20/114
Gross Yards Passing	2492	3211
Att./Completions	444/244	459/258
Completion Pct.	55.0	56.2
Had Intercepted	19	14

PUNTS/AVERAGE	103/40.9	75/40.6
NET PUNTING AVG.	35.4	35.3
PENALTIES/YARDS	111/1051	90/673
FUMBLES/BALLS LOST	43/26	30/15

TOUCHDOWNS	25	40
Rushing	6	15
Passing	13	22
Returns	6	3

Score by Periods	1	2	3	4	OT	Total
Patriots	61	51	32	58	3	205
Opponents	84	80	88	108	3	363

SCORING	TD	Ru	Pa	Rt	PAT	FG	S	TP
Baumann	0	0	0	0	22/24	11/17	0	55
Fryar	4	0	4	0	0	0	0	24
Coates	3	0	3	0	0	0	0	18
Brown	2	0	0	2	0	0	0	12
Cook	2	0	2	0	0	0	0	12
Russell	2	2	0	0	0	0	0	12
Stephens	2	2	0	0	0	0	0	12
Turner	2	0	2	0	0	0	0	12
Vaughn	2	0	1	0	0	0	0	12
Gash	1	1	0	0	0	0	0	6
Goad	1	0	0	1	0	0	0	6
McMurtry	1	0	1	0	0	0	0	6
Pool	1	0	0	1	0	0	0	6
Singleton	1	0	0	1	0	0	0	6
Timpon	1	0	1	0	0	0	0	6
Patriots	25	6	13	6	22/25	11/17	0	205
Opponents	40	15	22	3	40/40	27/41	1	363

RUSHING	NO	YDS	AVG	LG	TD
Vaughn	113	451	4.0	36	1
Russell	123	390	3.2	23	2
Stephens	75	277	3.7	19	2
Lockwood	35	162	4.6	23	0
Millen	17	108	6.4	26	0
Zolak	18	71	3.9	19	0
Turner	10	40	4.0	11	0
Carlson	11	32	2.9	7	0
Hodson	5	11	2.2	5	0
Gash	5	7	1.4	4	1
Fryar	1	6	6.0	6	0
McMurtry	2	3	1.5	2	0
Coates	1	2	2.0	2	0
McCarthy	3	-10	-3.3	0	0
Patriots	419	1550	3.7	36	6
Opponents	521	1951	3.7	53	15

RECEIVING	NO	YDS	AVG	LG	TD
Fryar	55	791	14.4	54t	4
Cook	52	413	7.9	27	2
McMurtry	35	424	12.1	65t	1
Timpon	26	315	12.1	25	1
Stephens	21	161	7.7	32	0
Coates	20	171	8.6	22t	3
Vaughn	13	84	6.5	28	0
Russell	11	24	2.2	12	0
Turner	7	52	7.4	19t	2
Stanley	3	63	21.0	36	0
Hodson	1	-6	-6.0	-6	0
Patriots	244	2492	10.2	65t	13
Opponents	258	3211	12.4	56	22

INTERCEPTIONS	NO	YDS	AVG	LG	TD
Henderson	3	43	14.3	34	0
Hurst	3	29	9.7	27	0
Turner	2	54	27.0	41t	1
Robbins	2	27	13.5	20	0
Singleton	1	82	82.0	82t	1
Brown	1	49	49.0	49t	1
Howard	1	1	1.0	1	0
Smith	1	0	0.0	0	0
Patriots	14	285	20.4	82t	3
Opponents	19	323	12.2	47	0

PUNTING	NO	YDS	AVG	NET TB	IN20	LG	BLK
McCarthy	103	4212	40.9	35.4	4	18	61
Patriots	103	4212	40.9	35.4	4	18	61
Opponents	75	3045	40.6	35.3	6	27	59

PUNT RETURNS	NO	FC	YDS	AVG	LG	TD
Stanley	28	17	227	8.1	50	0
Timpon	8	2	47	5.9	14	0
Lambert	1	0	0	0.0	0	0
Fryar	0	1	0	0.0	0	0
Patriots	37	20	274	7.4	50	0
Opponents	59	21	484	8.2	53t	1

Sacks: Tippet 7.0, B. Williams 4.0, Goad 2.5, Agnew 1.0, Edwards 1.0, Howard 1.0, Lambert 1.0, Rembert 1.0, Sabb 1.0, Brown 0.5. Patriots 20.0, Opponents 65.0.
--

KICK RETURNS	NO	YDS	AVG	LG	TD
Stanley	29	529	18.2	40	0
Vaughn	20	564	28.2	100t	1
Lockwood	11	233	21.2	36	0
Timpon	2	28	14.0	28	0
Hobby	1	11	11.0	11	0
Turner	1	11	11.0	11	0
Patriots	64	1376	21.5	100t	1
Opponents	45	749	16.6	39	0

FIELD GOALS	1-19	20-29	30-39	40-49	50+
Baumann	2/2	2/4	3/7	2/4	0/0
Patriots	2/2	4/4	3/7	2/4	0/0
Opponents	0/0	9/10	11/16	6/12	1/3

Baumann: (38n) (-) (-) (39n) (24G,44G) (19G,44b) (30G) (-) (-) (36G,44G,18G) (32G) (48n) (37n) (38n) (27G) (25G,29G).
Opponents: (47n,39n,25n) (25G,33n) (42G,30G) (37G,40G,47G) (51n,36G) (34G) (29G,28G,21G,54n,44n,31n,32G) (-) (46G) (35n,42n,48G,33G) (27G) (43n, 26G,54G) (31n,30G,48G) (30G, 26G) (47n,42n,21G,39G) (38G,23G,35G).

Starters: Offense: WR Irving Fryar (14), Michael Timpon (2), LT Bruce Armstrong (8), Pat Harlow (8); LG Reggie Redding (14), Calvin Stephens (1), Larry Williams (1); C Gene Chilton (16); RG L. Williams (8), Eugene Chung (6), Gregg Rakoczy (2); RT P. Harlow (8), E. Chung (8); TE Marv Cook (15), Ben Coates (1); WR Greg McMurtry (15), QB Hugh Millen (7), Scott Zolak (4), Tommy Hodson (3), Jeff Carlson (2); RB Leonard Russell (10), Jon Vaughn (5), John Stephens (1); FB J. Stephens (15), Kevin Turner (1); 3rd TE B. Coates (1).

Defense: LE Ray Agnew (14), Tim Edwards (1), Marion Hobby (1); NT Tim Goad (16); RE Brent Williams (15), M. Hobby (1); LOLB Andre Tippet (13), Dwayne Sabb (2), Vincent Brown (1); LILB V. Brown (12), Johnny Rembert (2), David Howard (1), Eugene Lockhart (1); RILB J. Rembert (8), E. Lockhart (7); ROLB D. Howard (9), Chris Singleton (7); LCB David Pool (14), Jerome Henderson (2); RCB Maurice Hurst (16); SS Tim Gordon (7), Reggie Robbins (6), Roger Brown (2); J. Henderson (1); FS R. Robbins (9), J. Henderson (6), R. Brown (1).

1992 Coaching Staff: Joel Collier, Asst. Running Backs/ Receivers, Joe Collier, Defensive Coordinator, Dick Coury, Offensive Coordinator, Ivan Fears, Wide Receivers, Norm Gerber, Inside Linebackers, Bobby Grier, Offensive Backfield, Rod Humenuik, Offensive Line, Stan Jones, Defensive Line, Myrel Moore, Outside Linebackers, Dante Scarnecchia, Special Teams/TE's, Dave Uyrus, Asst. Special Teams/Defensive Line, Charlie West, Defensive Backs.

Pro Bowl (1): TE Marv Cook (2).

PASSING	ATT	CMP	YARDS	CMP%	YDS/ATT	TD	T.D.	INT	INT%	LG	SK/YDS	RATING
Millen	203	124	1203	61.1	5.93	8	39	33/204	4.9	39	17/137	70.3
Zolak	100	52	561	52.0	5.61	2	20	4	4.0	65t	17/137	58.8
Hodson	91	50	496	54.9	5.45	2	2.2	2.2	2.2	54t	12/96	68.8
Carlson	49	18	232	36.7	4.73	1	2.0	3	6.1	40	3/21	33.7
McMurtry	1	0	0	0.0	0.00	0	0.0	0	0.0	0	0/0	39.6
Patriots	444	244	2492	55.0	5.61	13	2.9	19	4.3	65t	65/458	63.2
Opponents	459	258	3211	56.2	7.00	22	4.8	14	3.1	56	20/114	81.3

1993 FINAL STATISTICS (5-11)

Head Coach: Bill Parcells • Fourth in AFC East • Home Stadium: Foxboro Stadium

DATE	W/L	SCORE	OPPONENT	ATTENDANCE
9/05	L	14-38	at Buffalo	79,751
9/12	L	16-19	Detroit OT	54,151
9/19	L	14-17	Seattle	50,392
9/26	L	7-45	at N.Y. Jets	64,836
10/03			BYE WEEK	
10/10	W	23-21	at Phoenix	36,115
10/17	L	14-28	Houston	51,077
10/24	L	9-10	at Seattle	56,526
10/31	L	6-9	at Indianapolis	46,522
11/07	L	10-13	Buffalo OT	54,326
11/14			BYE WEEK	
11/21	L	13-17	at Miami	59,982
11/28	L	0-6	N.Y. Jets	42,810
12/05	L	14-17	at Pittsburgh	51,358
12/12	W	7-2	Cincinnati	29,794
12/19	W	20-17	at Cleveland	48,618
12/26	W	38-0	Indianapolis	26,571
1/02	W	33-27	Miami OT	53,883

Team Statistics

	PATS	OPP
TOTAL FIRST DOWNS	315	269
By Rushing	116	97
By Passing	169	161
By Penalty	30	11
Third Down: Md/Att.	92/237	96/231
Third Down: Eff.	38.8	41.6
Fourth Down: Md/Att.	13/27	5/13
Fourth Down: Eff.	48.1	38.5
POSSESSION AVG.	29:43	30:17
TOTAL NET YARDS	5065	4796
Avg. per Game	316.6	299.8
Total Offensive Plays	1091	1013
Avg. per Play	4.6	4.7
NET YARDS RUSHING	1780	1951
Total Rushing Plays	502	505
Avg. per Game	111.3	121.9
NET YARDS PASSING	3285	2845
Avg. per Game	205.3	177.8
Sacked/Yards Lost	23/127	34/242
Gross Yards Passing	3412	3087
Att./Completions	566/289	474/280
Completion Pct.	51.1	59.1
Had Intercepted	24	13
PUNTS/AVERAGE	76/40.7	90/41.2
NET PUNTING AVG.	34.8	34.7
PENALTIES/YARDS	65/468	111/803
FUMBLES/BALLS LOST	30/10	20/9
TOUCHDOWNS	26	32
Rushing	9	9
Passing	17	20
Returns	0	3
Score by Periods	1 2 3 4 OT Total	6 238
Patriots	33 60 54 85 6	238
Opponents	41 103 26 110 6	286

SCORING	TD	R	Pa	Rt	PAT	FG	S	TP
Sisson	0	0	0	0	15/15	14/26	0	57
Coates	8	0	8	0	0	0	0	48
Russell	7	7	0	0	0	0	0	42
Bahr	0	0	0	0	10/10	5/5	0	25
Brisby	2	0	2	0	0	0	0	12
Timpson	2	0	2	0	0	0	0	12
Turner	2	0	2	0	0	0	0	12
Cook	1	0	1	0	0	0	0	6
Crittenden	1	0	1	0	0	0	0	6
Croom	1	1	0	0	0	0	0	6
Gash	1	1	0	0	0	0	0	6
McMurtry	1	0	1	0	0	0	0	6
Patriots	26	9	17	0	25/25	19/31	0	238
Opponents	32	9	20	3	32/32	20/24	1	286

RUSHING	NO	YDS	AVG	LG	TD
Russell	300	1088	3.6	21	7
Turner	50	231	4.6	49	0
Croom	60	198	3.3	22	1
Gash	48	149	3.1	14	1
Bledsoe	32	82	2.6	15	0
Secules	8	33	4.1	13	0
Saxon	2	2	1.0	2	0
Zolak	1	0	0.0	0	0
Crittenden	1	-3	-3.0	-3	0
Patriots	502	1780	3.5	49	9
Opponents	505	1951	3.9	57	9

RECEIVING	NO	YDS	AVG	LG	TD
Coates	53	659	12.4	54t	8
Brisby	45	626	13.9	39	2
Timpson	42	654	15.6	48	2
Turner	39	333	8.5	26	2
Russell	26	245	9.4	69	0
McMurtry	22	241	11.0	20	1
Cook	22	154	7.0	17	1
Crittenden	16	293	18.3	44	1
Gash	14	93	6.6	15	0
Croom	8	92	11.5	21	0
T. Brown	2	22	11.0	14	0
Patriots	289	3412	11.8	82	17
Opponents	280	3087	11.0	56	20

INTERCEPTIONS	NO	YDS	AVG	LG	TD
Hurst	4	53	13.3	24	0
Wren	3	-7	-2.3	2	0
Barnett	1	40	40.0	40	0
V. Brown	1	24	24.0	24	0
Collins	1	8	8.0	8	0
Thompson	1	4	4.0	4	0
Lambert	1	0	0.0	0	0
Ray	1	0	0.0	0	0
Patriots	13	122	9.4	40	0
Opponents	24	201	8.4	34	1

PUNTING	NO	YDS	AVG	NET TB	IN20	LG	BLK
Saxon	73	3096	42.4	34.8	7	25	59
Patriots	76	3096	40.7	34.8	7	25	59
Opponents	90	3709	41.2	34.7	6	19	58

PUNT RETURNS	NO	FC	YDS	AVG	LG	TD
T. Brown	25	9	224	9.0	19	0
Harris	23	4	201	8.7	21	0
Crittenden	2	1	37	18.5	30	0
Smith	1	0	0	0.0	0	0
Patriots	51	14	462	9.1	30	0
Opponents	34	6	313	9.2	47t	1

KICK RETURNS	NO	YDS	AVG	LG	TD
Crittenden	23	478	20.8	44	0
T. Brown	15	243	16.2	29	0
Harris	6	90	15.0	19	0
Sabb	2	0	0.0	0	0
Cook	1	8	8.0	8	0
Coates	0	0	0.0	0	0
Patriots	47	819	17.4	44	0
Opponents	44	921	20.9	42	0

Sacks: Slade 9.0, Tippet 8.5, A. Jones 3.5, Pitts 3.0, Sabb 2.0, Williams 2.0, Agnew 1.5, Brown 1.0, Collins 1.0, Hurst 1.0, Thompson 1.0, Goad 0.5. Patriots, 34.0, Opponents, 23.0.

FIELD GOALS	1-19	20-29	30-39	40-49	50+
Sisson	1/1	8/13	3/4	2/6	0/2
Bahr	1/1	1/1	3/3	0/0	0/0
Patriots	2/2	9/14	6/7	2/6	0/2
Opponents	0/0	12/12	7/7	1/2	0/3

Sisson: (-) (26G,21G,32G,28wr) (54s) (-) (37wl,29G,23G,31G) (42b) (48s,41wr,36G,25G,19G) (40G,45wl,26G) (28wr, 27G) (28G,26wl,40G) (54wl,28b) (-) (27wr).

Bahr: (23G,34G) (19G) (31G,37G).

Opponents: (28G) (52wr,22G,26G,23G, 38G) (52wl,24G) (53wl,42G) (-) (-) (30G) (27G,38G,37G) (40wl,27G,32G) (23G) (33G,23G) (35G) (-) (23G) (-) (29G,24G).

Starters: Offense: WR Vincent, Brisby (12), Ray Crittenden (1), LT Bruce Armstrong (16), LG Eugene Chung (16), C Mike Arthur (12), Bill Lewis (5), RG Rich Baldinger (15), Todd Rucci (1), RT Pat Harlow (16), TE Marv Cook (12), Ben Coates (4); WR Greg McMurtry (8), Michael Timpson (7); QB Drew Bledsoe (12), Scott Secules (4); RB Leonard Russell (15), Corey Croom (1); FB Kevin Turner (9), Sam Gash (4); 2nd TE B. Coates (6); 3rd WR R. Crittenden (1).

Defense: LE Mike Pitts (15), Ray Agnew (1); NT Tim Goad (15); RE John WASHINGTON (13), Brent Williams (2); LOLB Andre Tippet (16); LILB Vincent Brown (16); RILB Todd Collins (12), Chris Singleton (4); ROLB Dwayne Sabb (7), Chris Slade (5), Aaron Jones (1); LCB Rod Smith (7), Daryl Wren (5), Reyna Thompson (4); RCB Maurice Hurst (16); SS Corwin Brown (12), Adrian White (4); FS Harlon Barnett (12), Dion Lambert (3), Terry Ray (1).

1993 Coaching Staff: Dave Atkins, Offensive Backs, Romeo Crennel, Defensive Line, Al Groh, Defensive Coordinator/Linebackers, Fred Hoaglin, Offensive Line, Chris Palmer, Wide Receivers, Johnny Parker, Strength/ Conditioning, Ray Perkins, Offensive Coordinator, Dante Scarnechia, Special Assistant, Mike Sweatman, Special Teams, Bob Trott, Defensive Backs, Charlie Weis, Tight Ends.

Pro Bowl (0)

PASSING	ATT	CMP	YARDS	CMP%	YDS/ATT	TD	TD%	INT	INT%	LG	SK/YDS	RATING
Bledsoe	429	214	2494	49.9	5.81	15	3.5	15	3.5	54t	16/99	65.0
Secules	134	75	918	56.0	6.85	2	1.5	9	6.7	82	7/28	54.3
Zolak	2	0	0	0.0	0.00	0	0.0	0	0.0	0	0/0	39.6
Turner	1	0	0	0.0	0.00	0	0.0	0	0.0	0	0/0	39.6
Patriots	566	289	3412	51.1	6.03	17	3.0	24	4.2	82	23/127	62.1
Opponents	474	280	3087	59.1	6.51	20	4.2	13	2.7	56	34/242	81.1

1995 FINAL STATISTICS (6-10)

Head Coach: Bill Parcells • Fourth in AFC East • Home Stadium: Foxboro Stadium

DATE	W/L	SCORE	OPPONENT	ATTENDANCE
9/03	W	17-14	Cleveland	60,126
9/10	L	3-20	Miami	60,239
9/17	L	3-28	at San Francisco	66,179
9/24			BYE WEEK	
10/01	L	17-30	at Atlanta	47,114
10/08	L	3-37	Denver	60,074
10/15	L	26-31	at Kansas City	77,992
10/23	W	27-14	Buffalo	60,203
10/29	L	17-20	Carolina OT	60,064
11/05	W	20-7	at N.Y. Jets	61,462
11/12	W	34-17	at Miami	70,339
11/19	L	10-24	Indianapolis	59,544
11/26	W	35-25	at Buffalo	69,384
12/03	L	17-31	New Orleans	59,876
12/10	W	31-28	N.Y. Jets	46,617
12/16	L	27-41	at Pittsburgh	57,158
12/23	L	7-10	at Indianapolis	54,685

Team Statistics

	PATS	OPP
TOTAL FIRST DOWNS	335	308
Rushing	106	106
Passing	207	181
Penalty	22	21
3rd Down: Made/Att.	99/260	80/215
3rd Down %	38.1	37.2
4th Down: Made/Att.	17/39	7/13
4th Down %	43.6	53.8
POSSESSION AVG.	29:33	30:27
TOTAL NET YARDS	5457	5764
Avg. Per Game	341.1	360.3
Total Plays	1187	1034
Avg. Per Play	4.6	5.6
NET YARDS RUSHING	1866	1878
Avg. Per Game	116.6	117.4
Total Rushes	474	448
NET YARDS PASSING	3591	3886
Avg. Per Game	224.4	242.9
Sacked/Yds Lost	27/198	37/221
Gross Yards	3,799	4,107
Att./Completions	686/351	549/342
Completion Pct.	51.2	62.3
Had Intercepted	16	15
PUNTS/ AVERAGE	79/39.2	86/38.8
NET PUNTING AVG.	79/39.2	86/32.0
PENALTIES/YARDS	84/676	104/816
FUMBLES/BALLS LOST	32/20	24/14
TOUCHDOWNS	32	44
Rushing	16	12
Passing	14	29
Returns	2	3
Score by Periods	1 2 3 4 OT	0 1 2 3 4 OT
Patriots	49 84 59 102 0	294
Opponents	60 143 72 99 3	377
SCORING	TD Ru Pa Rt PAT FG S TP	
Bahr	0 0 0 0 0 27/27	23/33 0 96
Martin	15 14 1 0 0/0	0/0 0 92
Coates	6 0 6 0 0/0	0/0 0 36
Brisby	3 0 3 0 0/0	0/0 0 18
Meggett	2 2 0 0 0/0	0/0 0 16
Graham	2 0 2 0 0/0	0/0 0 12
Brown, T.	1 0 0 1 0/0	0/0 0 6
Gash	1 0 1 0 0/0	0/0 0 6
Moore, W.	1 0 1 0 0/0	0/0 0 6
Slade	1 0 0 1 0/0	0/0 0 6
Patriots	32 16 14 2 27/27	23/33 0 294
Opponents	44 12 29 3 40/41	23/32 0 377

2-PT Conversions: Meggett 2, Martin. Patriots 3-5, Opp. 2-3.

RUSHING	NO	YDS	AVG	LG	TD	Sacks: McGinst 11.0, V. Brown 4.0, Collons 4.0,						
Martin	368	1,487	4.0	49	14	Slade 4.0, M. Jones 3.0, Reynolds 2.5, Barnett						
Meggett	60	250	4.2	25	2	2.0, Lewis 1.5, White 1.5, A. Jones 1.0, Law						
Croom	13	54	4.2	12	0	1.0, T. Roberts 1.0, Johnson 0.5. Patriots 37.0,						
Bledsoe	20	28	1.4	15	0	Opponents 27.0						
Gash	8	24	3.0	9	0							
Zolak	4	19	4.8	12	0	FIELD GOALS						
Lee	1	4	4.0	4	0	1-19 20-29 30-39 40-49 50+						
						Bahr 1/2 12/12 3/7 5/7 2/5						
Patriots	474	1,866	3.9	49	16	Patriots 1/2 12/12 3/7 5/7 2/5						
Opponents	448	1,878	4.2	66	12	Opponents 1/1 7/8 11/15 1/4 3/4						
RECEIVING	NO	YDS	AVG	LG	TD	Bahr: (21G, 21G, 28G), (29G), (34WR, 43G), (27G),						
Coates	84	915	10.9	35	6	(51G), (29G, 20G), (39G, 42B, 24G), (19S), (41G,						
Brisby	66	974	14.8	72	3	29G), (19G, 55G, 47G),(41G), (29G, 43G), (39G,						
Meggett	52	334	6.4	19	0	39W), (31WR, 35WL, 30WL, 31G), (23G, 22G),						
Moore, W.	43	502	11.7	33	1	(54s, 55s, 50s).						
Martin	30	261	8.7	27	1							
Gash	26	242	9.3	30	1	Opponents: (-), (22G, 54B, 19G), (-), (34G, 54G,						
Burke	15	136	9.1	21	0	31G, 32G, 33G), (37G, 31G, 51G), (27G), (23G, 26G,						
Brown, T.	14	159	11.4	31	0	47WL), (38WR, 27G, 39WR, 29G), (-), (29WL, 36G,						
Graham	10	156	15.6	37	2	(36G), (51G, 48G), (24G), (33WR), (43WL, 32G, 32G),						
Lee	8	107	13.4	33	0	(44WL, 35WR, 30G).						
Croom	1	8	8.0	8	0							
Grant	1	4	4.0	4	0							
Bledsoe	1	-9	-9.0	-9	0	Starters: Offense: WR Vincent Brisby (16); LT						
Patriots	351	3,789	10.8	72	14	Bruce Armstrong (16); LG William Roberts (11),						
Opponents	342	4,107	12.0	70	29	Bob Kratch (5); C David Wohlbaugh (11), Jeff						
INTERCEPTIONS	NO	YDS	AVG	LG	TD	Dellenbach (5); RG B. Kratch (11), Todd Rucci						
Brown, V.	4	1	0.3	1	0	(5; RT Max Lane (16); TE Ben Coates (15), John						
Guyton	3	68	22.7	45	0	Burke (1); WR Will Moore (13), Kevin Lee (2), Hason						
Law	3	47	15.7	38	0	Graham (1); QB Drew Bledsoe (15), Scott Zolak (1);						
Reynolds	3	6	2.0	4	0	RB Curtis Martin (15), Corey Croom (1); FB Sam						
Ray	1	21	21.0	21	0	Gash (12), Robert Grant (1); 2nd TE J. Burke (3).						
Hurst	1	0	0.0	0	0	Defense: LE Tim Roberts (12), Ferric Collons (3);						
Patriots	15	143	9.5	45	0	NT Reggie White (7), Bruce Walker (5), Mike Jones						
Opponents	16	161	10.1	69	1	(3); RE Troy Barnett (15), F. Collons (1); LBL Willie						
PUNTING	NO	YDS	AVG	NET TB	IN20 LG BLK	McGinst (16); ULB Vincent Brown (16); RLB Ted						
O'Neill	41	1514	36.9	31.2	3 14 57	Johnson (12), Marty Moore (2), Bobby Abrams (1);						
Wagner	37	1557	42.1	35.4	4 13 57	ROB Chris Slade (16); LCB Ricky Reynolds (16);						
Bahr	1	29	29.0	9.0	1 0 29	RCB Maurice Hurst (10), Ty Law (6); SS Terry Ray						
Patriots	79	3100	39.2	32.9	8 27 57	(12), Myron Guyton (4); FS M. Guyton (10); T. Ray						
Opponents	86	3339	38.8	32.0	10 21 64	(4), Corbin Brown (2); 5th DB Vernon Lewis (2);						
PUNT RETURNS	NO	FC	YDS	AVG	LG	TD	6th DB T. Law (1).					
Meggett	45	17	383	8.5	23	0	1995 Coaching Staff: Maurice Carthon, Offensive					
Patriots	45	17	383	8.5	23	0	Assistant, Romeo Crennel, Defensive Line, Al Groh,					
Opponents	40	11	342	8.6	42	0	Defensive Coordinator/ Linebackers, Fred Hagin,					
KICK RETURNS	NO	YDS	AVG	LG	TD	Offensive Line, Chris Palmer, Wide Receivers,						
Meggett	38	964	25.4	62	0	Johnny Parker, Strength/Conditioning, Ray Perkins,						
Brown, T.	31	672	21.7	38	0	Offensive Coordinator, Mike Pope, Tight Ends,						
Gisler	2	19	9.5	11	0	Dante Scarnecchia, Defensive Asst./LB's, Mike						
Lee	1	14	14.0	14	0	Sweatman, Special Teams, Bob Trott, Defensive						
Frisch	1	8	8.0	8	0	Backs, Charlie Weis, Running Backs.						
Burke	1	7	7.0	7	0							
Grant	1	7	7.0	7	0							
Patriots	75	1,691	22.5	62	0	Pro Bowl (3): T Bruce Armstrong (4), TE Ben						
Opponents	67	1,405	21.0	58	0	Coates (2), RB Curtis Martin (1).						

Sacks: McGinest 11.0, V. Brown 4.0, Collons 4.0, Slade 4.0, M. Jones 3.0, Reynolds 2.5, Barnett 2.0, Lewis 1.5, White 1.5, A. Jones 1.0, Law 1.0, T. Roberts 1.0, Johnson 0.5. Patriots 37.0, Opponents 27.0

FIELD GOALS 1-19 20-29 30-39 40-49 50+
 Bahr 1/2 12/12 3/7 5/7 2/5
 Patriots 1/2 12/12 3/7 5/7 2/5
 Opponents 1/1 7/8 11/15 1/4 3/4

Bahr: (21G, 21G, 28G), (29G), (34WR, 43G), (27G), (51G), (29G, 20G), (39G, 42B, 24G), (19S), (41G, 29G), (19G, 55G, 47G), (41G), (29G, 43G), (39G, 43WL), (31WR, 35WL, 30WL, 31G), (23G, 22G), (54S, 55S, 50S).

Opponents: (-), (22G, 54B, 19G), (-), (34G, 54G, 31G, 32G, 33G), (37G, 31G, 51G), (27G), (23G, 23G, 47WL), (38WR, 27G, 39WR, 29G), (-), (29WL, 36G), (36G), (51G, 48G), (24G), (33WR), (43WL, 32G, 32G), (44WL, 35WR, 30G).

Starters: Offense: WR Vincent Brisby (16); LT Bruce Armstrong (16); LG William Roberts (11), Bob Kratch (5); C David Wohlabaugh (11), Jeff Dellenbach (5); RG B. Kratch (11), Todd Rucci (5); RT Max Lane (16); TE Ben Coates (15), John Burke (1); WR Will Moore (13), Kevin Lee (2), Hason Graham (1); QB Drew Bledsoe (15), Scott Zolak (1); RB Curtis Martin (15), Corey Croom (1); FB Sam Gash (12), Robert Grant (1); 2nd TE J. Burke (3).

Defense: LE Tim Roberts (12), Ferric Collons (3); NT Reggie White (7), Bruce Walker (5), Mike Jones (3); RE Troy Barnett (15), F. Collons (1); LOLB Willie McGinest (16); LILB Vincent Brown (16); RILB Ted Johnson (12), Marty Moore (2), Bobby Abrams (1); ROLB Chris Slade (16); LCB Ricky Reynolds (16); RCB Maurice Hurst (10), Ty Law (6); SS Terry Ray (12), Myron Guyton (4); FS M. Guyton (10), T. Ray (4), Corwin Brown (2); 5th DB Vernon Lewis (2); 6th DB T. Law (1).

1995 Coaching Staff: Maurice Carthon, Offensive Assistant, Romeo Crennel, Defensive Line, Al Groh, Defensive Coordinator/ Linebackers, Fred Hoaglin, Offensive Line, Chris Palmer, Wide Receivers, Johnny Parker, Strength/ Conditioning, Ray Perkins, Offensive Coordinator, Mike Pope, Tight Ends, Dante Scarneccia, Defensive Asst./LB's, Mike Sweatman, Special Teams, Bob Trott, Defensive Backs, Charlie Weis, Running Backs.

Pro Bowl (3): T. Bruce Armstrong (4), TE Ben Coates (2), RB Curtis Martin (1).

PASSING	ATT	CMP	YARDS	CMP%	YDS/ATT	TD	TD%	INT	INT%	LG	SK/YDS	RATING
Bledsoe	636	323	3,507	50.8	5.51	13	2.0	16	2.5	47	23/170	63.7
Zolak	49	28	282	57.1	5.76	1	2.0	0	0.0	72	4/28	80.5
Meggett	1	0	0	0.0	0.00	0	0.0	0	0.0	0	0/0	39.6
Patriots	686	351	3,789	51.2	5.52	14	2.0	16	2.3	72	27/198	64.8
Opponents	549	342	4,107	62.3	7.48	29	5.3	15	2.7	70	37/221	91.4

1996 FINAL STATISTICS (11-5)

Head Coach: Bill Parcells • AFC East Division Champions • Home Stadium: Foxboro Stadium

DATE	W/L	SCORE	OPPONENT	ATTENDANCE
9/01	L	10-24	at Miami	71,542
9/08	L	10-17	at Buffalo	78,104
9/15	W	31-0	Arizona	59,118
9/22	W	28-25	Jacksonville OT	59,446
9/29			BYE WEEK	
10/06	W	46-38	at Baltimore	63,569
10/13	L	22-27	at Washington	59,638
10/20	W	27-9	at Indianapolis	58,725
10/27	W	28-25	Buffalo	58,858
11/03	W	42-23	Miami	58,942
11/10	W	31-27	at N.Y. Jets	61,715
11/17	L	8-34	Denver	59,452
11/24	W	27-13	Indianapolis	58,226
12/01	W	45-17	at San Diego	59,209
12/08	W	34-10	N.Y. Jets	54,621
12/15	L	6-12	at Dallas	64,578
12/21	W	23-22	at N.Y. Giants	65,387
AFC PLAYOFFS				
1/05	W	28-3	Pittsburgh	60,188
1/12	W	20-6	Jacksonville	60,190
SUPER BOWL XXXI (at New Orleans, La.)				
1/26	L	21-35	Green Bay	72,301

Team Statistics		PATS	OPP
TOTAL FIRST DOWNS		339	305
Rushing	103	102	
Passing	206	178	
Penalty	30	25	
3rd Down: Made/Att	84/228	82/228	
3rd Down Pct.	36.8	36.0	
4th Down: Made/Att	19/34	12/22	
4th Down Pct.	55.9	54.5	
POSSESSION AVG.		30:11	28:49
TOTAL NET YARDS		5369	5305
Avg. Per Game	335.6	331.6	
Total Plays	1085	1063	
Avg. Per Play	4.9	5.0	
NET YARDS RUSHING		1468	1502
Avg. Per Game	91.8	93.9	
Total Rushes	427	434	
NET YARDS PASSING		3901	3803
Avg. Per Game	243.8	237.7	
Sacked/Yards Lost	30/190	33/252	
Gross Yards	4091	4055	
Att./Completion	628/374	596/322	
Completion Pct.	59.6	54.0	
Had Intercepted	15	23	
POINTS/AVERAGE		64/43.2	82/42.5
NET PUNTING AVG.		64/35.8	82/33.6
PENALTIES/YARDS		97/716	139/1189
FUMBLES/BALL LOST		25/12	23/11
TOUCHDOWNS		48	34
Rushing	15	14	
Passing	27	17	
Returns	6	3	

Score by Periods	1	2	3	4	OT	TOTAL
Patriots	79	123	108	105	3	418
Opponents	59	105	75	74	-	313

SCORING	TD	Ru	Pa	Rt	PAT	FG	S	TP
Vinateri	0	0	0	0	39/42	27/35	0	120
Martin	17	14	3	0	0	0	0	104
Coates	9	0	0	0	0	0	0	56
Glenn	6	0	0	0	0	0	0	36
Jefferson	4	0	0	0	0	0	0	24
Byars LG	2	0	2	0	0	0	0	14
Byars TM	2	0	2	0	0	0	0	14
Gash	2	0	0	0	0	0	0	14
McGinest	2	0	0	2	0	0	0	12
Bartrum	1	0	1	0	0	0	0	6
C. Brown	1	0	0	1	0	0	0	6
Bruschi	1	0	0	1	0	0	0	6
Grier	1	1	0	0	0	0	0	6
Law	1	0	0	1	0	0	0	6
Mcgett	1	0	0	1	0	0	0	6
Patriots	48	15	27	6	39/42	27/35	1	418
Opponents	34	14	17	3	28/28	23/29	1	313

2-P. Conversions: Byars, Coates, Gash, Martin,
Team 4-6, Opponents 5-6

RUSHING	NO	YDS	AVG	LG	TD
Martin	316	1152	3.6	57	14
Mcgett	40	122	3.1	12	0
Grier	27	105	3.9	26	1
Glenn	5	42	8.4	26	1
Bledsoe	24	27	1.1	8	0
Gash	8	15	1.9	3	0
Jefferson	1	6	6.0	6	0
Byars LG	2	2	1.0	3	0
Byars TM	2	2	1.0	3	0
Zolak	4	-3	-7	0	0
Patriots	427	1468	3.4	57	15
Opponents	434	1502	3.5	36	14

RECEIVING	NO	YDS	AVG	LG	TD
Glenn	90	1132	12.6	37	6
Coates	62	682	11.0	84	9
Jefferson	50	771	15.4	42	3
Martin	46	333	7.2	41	4
Mcgett	33	292	8.8	26	0
Gash	33	276	8.4	28	2
Byars LG	32	289	9.0	27	2
Byars TM	27	249	9.2	27	2
T. Brown	21	222	10.6	38	0
Graham	5	64	12.8	23	0
W. Moore	3	37	12.3	16	0
Burke	1	19	19.0	19	0
Grier	1	8	8.0	8	0
Jells	1	5	5.0	5	0
Bartrum	1	1	1.0	11	0
Patriots	374	4091	10.9	84	27
Opponents	322	4055	12.6	63	17

INTERCEPTIONS	NO	YDS	AVG	LG	TD
Clay	4	50	12.5	35	0
Law	3	45	15.0	38	1
Smith LG	2	20	10.0	11	0
Smith TM	2	20	10.0	11	0
Hitchcock	2	14	7.0	14	0
Milloy	2	14	7.0	14	0
Henderson	2	7	3.5	7	0
Reynolds	2	7	3.5	7	0
McGinest	1	46	46.0	46	1
Ray	1	43	43.0	43	0
Collins	1	7	7.0	7	0
Slade	1	2	2.0	2	0
Johnson	1	0	0.0	0	0
Sabb	1	0	0.0	0	0
Patriots	23	255	11.1	46	2
Opponents	15	191	12.7	60	1

PUNTING	NO	YDS	AVG	NET BT	IN20	LG	BLK
Tupa	63	2739	43.5	36.0	7	14	62
Vinateri	1	27	27.0	27.0	0	1	27
Patriots	64	2766	43.2	35.8	7	15	62
Opponents	82	3483	42.5	33.6	7	18	58

PUNT RETURNS	NO	FC	YDS	AVG	LG	TD
Mcgett	52	9	588	11.3	60	1
Patriots	52	9	588	11.3	60	1
Opponents	34	8	334	9.8	36	0

KICK RETURNS	NO	YDS	AVG	LG	TD
Mcgett	34	781	23.0	54	0
T. Brown	29	634	21.9	51	0
Gisler	1	9	9.0	9	0
Patriots	64	1424	22.3	54	0
Opponents	81	1683	20.8	70	0

Sacks: McGinest 9.5, Slade 7.0, Bruschi 4.0, Sagapolutele 3.0, Jones 2.0, Eaton 1.0, Milloy 1.0, Ray 1.0, Smith 1.0, Wheeler 1.0, Wyman 1.0, Collons 0.5, McGruder 0.5, Sabb 0.5. **Patriots 33.0, Opponents 30.0**

FIELD GOALS	1-19	20-29	30-39	40-49	50+
Vinateri	1/1	9/10	8/8	8/14	1/2
Patriots	1/1	9/10	8/8	8/14	1/2
Opponents	0/0	10/10	10/11	2/6	1/2

Vinateri: (25G)(42G, 45N, 25N, 47B)(47N, 31G) (23G, 30G, 29G, 44N, 41G, 40G)(22G, 35G, 50G) (24G, 35G, 29G, 43N)(44G, 36G)(40G, 32G, 54N) (30G)(40N)(26G, 22G)(47G)(19G, 41G)(21G, 30G) (40G)

Opponents: (34G)(33G, 37N) (42N, 27G) (21G, 48N, 24G)(21G, 35G, 38G)(33G)(45N, 39G) (48N, 26G, 32G)(52N, 28G, 47G)(42G, 50G)(17G) (23G, 36G, 35G, 29G)(30G, 27G)

Starters: Offense: WR Shawn Jefferson (15), Dietrich Jells (1); LT Truc Bruc Armstrong (16); LG William Roberts (16); C Dave Wohlbaugh (16); RG Todd Rucci (12), Bob Kratch (4); RT Max Lane (16); TE Ben Coates (15), John Burke (1); WR Terry Glenn (15), Will Moore (1); QB Drew Bledsoe (16); RB Curtis Martin (15), David Mcgett (1); FB Sam Gash (9), Keith Byars (1); 3rd TE K. Byars (4), J. Burke (1).

Defense: LE Mike Jones (7), Ferric Collons (4), Willie McGinest (3), Chris Slade (2); LDT Mark Wheeler (14), M. Jones (2); RDT Pio Sagapolutele (10), Devin Wyman (4), F. Collons (1), M. Wheeler (1); RE W. McGinest (13), Mike Jones (3); LLB Todd Collins (5), Monty Brown (4), C. Slade (4); Dwayne Sabb (2); MLB Ted Johnson (15); RLB D. Sabb (5), T. Collins (4), M. Brown (3), C. Slade (3); LCB Ty Law (12), Ricky Reynolds (4); RCB Jimmy Hitchcock (5), R. Reynolds (5), Otis Smith (5), Willie Clay (1), SS Terry Ray (7), Lawyer Milloy (8); FS W. Clay (15), L. Milloy (1).

1996 Coaching Staff: Bill Belichick, Assistant Head Coach/Secondary, Maurice Carthon, Running Backs, Romeo Crennel, Defensive Line, Al Groh, Defensive Coordinator/ Linebackers, Fred Hoaglin, Offensive Line, Chris Palmer, Quarterbacks, Johnny Parker, Strength/ Conditioning, Ray Perkins, Offensive Coordinator, Mike Pope, Tight Ends, Dante Scarnechia, Defensive Asst./LB's, Mike Sweatman, Special Teams, Charlie Weis, Running Backs.

Pro Bowl (6): T. Bruce Armstrong (5), QB Drew Bledsoe (2), TE Ben Coates (3), RB Curtis Martin (2), RE Willie McGinest (1), KR David Mcgett (1).

PASSING	ATT	CMP	YARDS	CMP%	YDS/ATT	TD	TD%	INT	INT%	LG	SK/YDS	RATING
Bledsoe	623	373	4086	59.9	6.56	27	4.3	15	2.4	84†	30/190	83.7
Tupa	2	0	0	0.0	0.00	0	0.0	0	0.0	0	0/0	39.6
Grier	1	0	0	0.0	0.00	0	0.0	0	0.0	0	0/0	39.6
Mcgett	1	0	0	0.0	0.00	0	0.0	0	0.0	0	0/0	39.6
Zolak	1	1	5	100.0	5.00	0	0.0	0	0.0	5	0/0	87.5
Patriots	628	374	4091	59.6	6.51	27	4.3	15	2.4	84†	30/190	83.2
Opponents	596	322	4055	54.0	6.80	17	2.9	23	3.9	63†	33/252	68.9

1997 FINAL STATISTICS (10-6)

Head Coach: Pete Carroll • AFC East Division Champions • Home Stadium: Foxboro Stadium

DATE	W/L	SCORE	OPPONENT	ATTENDANCE
8/31	W	41-7	San Diego	60,190
9/07	W	31-6	at Indianapolis	53,632
9/14	W	27-24	N.Y. Jets OT	60,072
9/21	W	31-3	Chicago	59,873
9/28			BYE WEEK	
10/06	L	13-34	at Denver	75,821
10/12	W	33-6	Buffalo	59,802
10/19	L	19-24	at N.Y. Jets	71,061
10/27	L	10-28	Green Bay	59,972
11/02	L	18-23	Minnesota	62,917
11/09	W	31-10	at Buffalo	65,763
11/16	L	7-27	at Tampa Bay	70,479
11/23	W	27-24	Miami	59,002
11/30	W	20-17	Indianapolis	58,507
12/07	W	26-20	at Jacksonville	73,446
12/13	L	21-24	Pittsburgh OT	60,013
12/22	W	14-12	at Miami	74,379
AFC PLAYOFFS				
12/28	W	17-3	Miami	60,041
1/03	L	6-7	at Pittsburgh	61,228

Team Statistics

	PATS	OPP
TOTAL FIRST DOWNS	267	322
Rushing	71	114
Passing	173	183
Penalty	23	25
3rd Down: Made/Att	88/218	90/233
3rd Down Pct.	40.4	38.6
4th Down: Made/Att	3/13	16/30
4th Down Pct.	23.1	53.3
POSSESSION AVG.	28:08	31:52
TOTAL NET YARDS	5014	5085
Avg. Per Game	313.4	317.8
Total Plays	960	1100
Avg. Per Play	5.2	4.6
NET YARDS RUSHING	1464	1616
Avg. Per Game	91.5	101.0
Total Rushes	398	436
NET YARDS PASSING	3550	3469
Avg. Per Game	221.9	216.8
Sacked/Yards Lost	30/258	45/303
Gross Yards	3808	3772
Att./Completions	532/321	619/368
Completion Pct.	60.3	59.5
Had Intercepted	15	19
PUNTS/AVERAGE	79/45.2	74/44.4
NET PUNTING AVG.	79/36.1	74/36.5
PENALTIES/YARDS	99/845	106/763
FUMBLES/BALL LOST	17/7	29/13
TOUCHDOWNS	42	33
Rushing	6	16
Passing	31	14
Returns	5	3

Score by Periods									
Patriots									
Opponents									
	1	2	3	4	OT	Total			
Patriots	82	126	61	97	3	369			
Opponents	60	39	89	98	3	289			
SCORING									
	TD	Ru	Pa	Rt	PAT	FG	S	TP	
Vinateri	0	0	0	0	40/40	25/29	0	115	
Coates	8	0	8	0	0	0	0	48	
Brown	6	0	6	0	0	0	0	36	
Martin	5	4	1	0	0	0	0	30	
Byars	3	0	3	0	0	0	0	18	
Gash	3	0	3	0	0	0	0	18	
Purnell	3	0	3	0	0	0	0	18	
Brisby	2	0	2	0	0	0	0	12	
Glenn	2	0	2	0	0	0	0	12	
Jefferson	2	0	2	0	0	0	0	12	
Meggett	2	0	2	0	0	0	0	12	
Clay	1	0	0	1	0	0	0	6	
Cullors	1	0	0	1	0	0	0	6	
Grier	1	1	0	0	0	0	0	6	
Hitchcock	1	0	0	1	0	0	0	6	
Slade	1	0	0	1	0	0	0	6	
Whigham	1	0	0	1	0	0	0	6	
Patriots	42	6	31	5	40/40	25/29	1	369	
Opponents	33	16	14	3	29/29	20/29	0	289	

2-Pt. Conversions: Team 0-2, Opponents 1-4

RUSHING	NO	YDS	AVG	LG	TD
Martin	274	1160	4.2	70t	4
Cullors	22	101	4.6	24	0
Grier	33	75	2.3	12	1
Meggett	20	60	3.0	10	1
Bledsoe	28	55	2.0	8	0
Byars	11	24	2.2	5	0
Gash	6	10	1.7	4	0
Zolak	3	-3	-1.0	-1	0
Brown	1	-18	-18.0	-18	0
Patriots	398	1464	3.7	70t	6
Opponents	436	1616	3.7	34	16

RECEIVING	NO	YDS	AVG	LG	TD
Coates	66	737	11.2	35	8
Jefferson	54	841	15.6	76	2
Brown	41	607	14.8	67	6
Martin	41	296	7.2	22	1
Glenn	27	431	16.0	50	2
Brisby	23	276	12.0	31	2
Gash	22	154	7.0	19	3
Byars	20	189	9.5	51	3
Meggett	19	203	10.7	49t	1
Purnell	5	57	11.4	20t	3
Cullors	2	8	4.0	6	0
Jells	1	9	9.0	9	0
Patriots	321	3808	11.9	76	31
Opponents	368	3772	10.3	51	14

INTERCEPTIONS	NO	YDS	AVG	LG	TD
Clay	6	109	18.2	53t	1
Law	3	70	23.3	40	0
Milloy	3	15	5.0	15	0
Hitchcock	2	104	52.0	100t	1
Whigham	2	60	30.0	60t	1
Moore	2	7	3.5	7	0
Slade	1	1	1.0	1t	1
Patriots	19	366	19.3	100t	4
Opponents	15	213	14.2	45	2

PUNTING	NO	YDS	AVG	NET TB	IN20 LG	BLK
Tupa	78	3569	45.8	36.1	14	24
Patriots	78	3569	45.8	36.1	14	23
Opponents	74	3288	44.4	36.5	6	17

PUNT RETURNS	NO	FC	YDS	AVG	LG	TD
Meggett	45	8	467	10.4	47	0
Patriots	45	8	467	10.4	47	0
Opponents	38	11	437	11.5	26	0

KICK RETURNS	NO	YDS	AVG	LG	TD
Meggett	33	816	24.7	61	1
Cullors	15	386	25.7	86t	1
Canty	4	115	28.8	63	0
Coates	1	20	20.0	20	0
Patriots	53	1337	26.2	86t	1
Opponents	75	1651	22.0	92t	1

Sacks: Slade 9.0, Thomas 7.0, Bruschi 4.0, Johnson 4.0, Jones 4.0, Wheeler 4.0, Canty 2.0, McGinest 2.0, Whigham 2.0, Collins 1.5, Eaton 1.0, Israel 1.0, McGruider 1.0, Law 0.5; Patriots 45.0, Opponents 30.0.

FIELD GOALS	1-19	20-29	30-39	40-49	50+
Vinateri	0/0	11/11	7/9	6/8	1/1
Team	0/0	11/11	7/9	6/8	1/1
Opponents	0/0	7/8	7/10	5/8	1/3

Vinateri:(21G, 26G) (21G) (33G,34G) (27G) (26G,49G) (20G,23G,41G,52G) (24G) (38G) (22G,25G) (42G,42N, 45N) () (36G,27G,30N) (32G,48G) (44G,41G, 33G,39G,32N) ()

Opponents:() (45G,38G) (27G,29B) (38G) (21G,48N,33G) (34N) (35N,35G,68N,36N) () (24G,23G,41G) (23G) (44G,44G) (25G) (24G,42N) (44N) (36G,34G,31G) (50G,41G,51N)

Starters: Offense: WR Shawn Jefferson (14); LT Bruce Armstrong (16); LG Max Lane (15), Heath Irwin (1); C Dave Wohlbaugh (14), Mike Gislser (2); RG Todd Rucci (16); RT Zefross Moss (15), M. Lane (1); TE Ben Coates (16); QB Drew Bledsoe (16); RB Curtis Martin (13), David Meggett (2), Derrick Cullors; FB Keith Byars (8), Sam Gash (5); 3rd WR Vincent Brisby (3); 2nd TE Lovett Purnell (2).

Defense: LE Chris Sullivan (7), Ferric Collins (5), Mike Jones (4); LDT Mark Wheeler (14), Chad Eaton (1), M. Jones (1); RDT Henry Thomas (16); RE Willie McGinest (11), C. Sullivan (3), M. Jones (2); LLB Chris Slade (16); MLB Ted Johnson (16); RLB Todd Collins (15), Tedy Bruschi (1); LCB Ty Law (16); RCB Jimmy Hitchcock (15), Chris Canty (1); SS Lawyer Milloy (16); FS Willie Clay (16).

1997 Coaching Staff: Paul Boudreau, Offensive Line, Jeff Davidson, Tight Ends, Ray Hamilton, Defensive Line, Larry Kennan, Offensive Coordinator, Ron Lynn, Defensive Backs, Johnny Parker, Strength/ Conditioning, Andre Patterson, Defensive Assistant, Bo Pelini, Linebackers, Dante Scarneccia, Special Teams, Steve Sidwell, Defensive Coordinator, Carl Smith, Asst. Head Coach/Quarterbacks, Steve Walters, Wide Receivers, Kirby Wilson, Running Backs.

Pro Bowl (5): T Bruce Armstrong (6), QB Drew Bledsoe (3), TE Ben Coates (4), LB Chris Slade (1), SpT Larry Whigham (1).

PASSING	ATT	CMP	YARDS	CMP%	YDS/ATT	TD	TD%	INT	INT%	LG	SK/YDS	RATING
Bledsoe	522	314	3706	60.2	7.10	28	5.4	15	2.9	76	30/258	87.7
Zolak	9	6	67	66.7	7.44	2	22.2	0	0.0	20t	0/0	128.2
Meggett	1	1	35	100.0	35.0	1	100.0	0	0.0	35t	0/0	158.3
Patriots	532	321	3808	60.3	7.16	31	5.8	15	2.8	76	30/258	89.9
Opponents	619	368	3772	59.5	6.09	14	2.3	19	3.1	51	45/303	71.8

1998 FINAL STATISTICS (9-7)

Head Coach: Pete Carroll • Fourth in AFC East (Wild Card Playoff Qualifier) • Home Stadium: Foxboro Stadium

DATE	W/L	SCORE	OPPONENT	ATTENDANCE
9/07		21-27	at Denver	74,745
9/13	W	29-6	Indianapolis	60,088
9/20	W	27-16	Tennessee	59,973
9/27			BYE WEEK	
10/04	W	30-27	at New Orleans	56,172
10/11	W	40-10	Kansas City	59,749
10/19	L	14-24	N.Y. Jets	60,062
10/25	L	9-12	at Miami OT	73,973
11/01	W	21-16	at Indianapolis	58,056
11/08	L	10-41	Atlanta	59,790
11/15	L	10-13	at Buffalo	72,020
11/23	W	26-23	Miami	58,729
11/29	W	25-21	Buffalo	58,304
12/06	W	23-9	at Pittsburgh	58,632
12/13	L	18-32	at St. Louis	48,946
12/20	W	24-21	San Francisco	59,153
12/27	L	10-31	at N.Y. Jets	74,302
AFC PLAYOFFS				
1/03	L	10-25	at Jacksonville	72,559

Team Statistics

	PATS	OPP
TOTAL FIRST DOWNS	281	305
Rushing	68	76
Passing	184	208
Penalty	29	21
3rd Down: Made/Att	90/327	98/300
3rd Down Pct.	30.0	42.6
4th Down: Made/Att	10/21	4/14
4th Down Pct.	47.6	28.6
POSSESSION AVG.	28:34	31:26
TOTAL NET YARDS	5140	5182
Avg. Per Game	321.3	323.9
Total Plays	999	1053
Avg. Per Play	5.1	4.9
NET YARDS RUSHING	1480	1547
Avg. Per Game	92.5	96.7
Total Rushes	403	447
NET YARDS PASSING	3660	3635
Avg. Per Game	228.8	227.2
Sacked/Yards Lost	40/344	36/222
Gross Yards	4004	3857
Att./Completions	556/295	570/336
Completion Pct.	53.1	58.9
Had Intercepted	17	24
PUNTS/AVERAGE	74/44.5	73/42.5
NET PUNTING AVG.	74/35.4	73/34.9
PENALTIES/YARDS	108/853	104/787
FUMBLES/BALL LOST	20/7	16/7
TOUCHDOWNS	35	36
Rushing	9	8
Passing	23	26
Returns	3	2

Score by Periods	1	2	3	4	OT	TOTAL
Patriots	60	116	62	99	0	337
Opponents	64	111	67	84	3	329

SCORING	TD	Ru	Pa	Rt	PAT	FG	S	TP
Vinateri	0	0	0	0	32/32	31/39	0	127
Edwards	12	9	3	0	0	0	0	72
Coates	6	6	0	0	0	0	0	36
Glenn	3	0	3	0	0	0	0	18
Simmons	3	0	3	0	0	0	0	18
Brisby	2	0	2	0	0	0	0	12
Jefferson	2	0	2	0	0	0	0	12
Purnell	2	0	2	0	0	0	0	12
Brown	1	0	1	0	0	0	0	6
Cullors	1	0	1	0	0	0	0	6
Law	1	0	0	1	0	0	0	6
Milloy	1	0	0	1	0	0	0	6
Thomas	1	0	0	1	0	0	0	6
Patriots	35	9	23	3	32/32	31/39	0	337
Opponents	36	8	26	2	30/30	27/32	0	329

2-Pt. Conversions: Patriots 1-3, Opponents 1-6

RUSHING	NO	YDS	AVG	LG	TD
Edwards	291	1115	3.8	53	9
Shaw	48	236	4.9	71	0
Cullors	18	48	2.7	15	0
Bledsoe	28	44	1.6	10	0
Floyd	6	22	3.7	10	0
Jefferson	1	15	15.0	15	0
Carter	2	3	1.5	3	0
Zolak	5	0	0.0	4	0
Glenn	2	-1	-0.5	7	0
Tuppa	2	-2	-1.0	-1	0
Patriots	403	1480	3.7	71	9
Opponents	447	1547	3.5	34t	8

RECEIVING	No	Yds	Avg	Lg	TD
Coates	67	668	10.0	33	6
Glenn	50	792	15.8	86t	3
Edwards	35	331	9.5	46	3
Jefferson	34	771	22.7	61t	2
Simmons	23	474	20.6	63t	3
Brown	23	346	15.0	52	1
Carter	18	166	9.2	49	0
Cullors	14	146	10.4	43	1
Purnell	12	92	7.7	22	2
Brisby	7	96	13.7	27	2
Shaw	6	30	5.0	11	0
Ellard	5	86	17.2	19	0
Floyd	1	6	6.0	6	0
Patriots	295	4004	13.6	86t	23
Opponents	336	3857	11.5	84t	26

INTERCEPTIONS	NO	YDS	AVG	LG	TD
Law	9	133	14.8	59t	1
Milloy	6	54	9.0	30t	1
Clay	3	19	6.3	19	0
Israel	3	13	4.3	12	0
Thomas	1	24	24.0	24t	1
Canty	1	12	12.0	12	0
Whigham	1	0	0.0	0	0
Patriots	24	255	10.6	59t	3
Opponents	17	197	11.6	36	0

PUNTING	NO	YDS	AVG	NET YB	IN20	LG	BLK
Tuppa	74	3294	44.5	35.4	9	13	64
Patriots	74	3294	44.5	35.4	9	13	64
Opponents	73	3100	42.5	34.9	8	20	58

PUNT RETURNS	NO	FC	YDS	AVG	LG	TD
Brown	17	8	225	13.2	39	0
Canty	16	7	170	10.6	36	0
Clay	0	2	0	-	-	0
Patriots	33	17	395	12.0	39	0
Opponents	43	8	493	11.5	76	0

KICK RETURNS	NO	YDS	AVG	LG	TD
Cullors	45	1085	24.1	68	0
Canty	11	198	18.0	29	0
Sullivan	2	14	7.0	9	0
Bruschi	1	4	4.0	4	0
Eaton	1	13	13.0	13	0
Shaw	1	16	16.0	16	0
Whigham	1	0	0.0	0	0
Patriots	62	1330	21.5	68	0
Opponents	71	1335	18.8	37	0

Sacks: Thomas 6.5, Eaton 6.0, Slade 4.0, McGinest 3.5, Spires 3.0, Bruschi 2.0, Israel 2.0, Johnson 2.0, Mitchell 2.0, Sullivan 2.0, Canty 1.0, C. Carter 1.0, Milloy 1.0; Patriots 36.0, Opponents 40.0.

FIELD GOALS	1-19	20-29	30-39	40-49	50+
Vinateri	3/3	8/8	9/14	9/12	2/2
Patriots	3/3	8/8	9/14	9/12	2/2
Opponents	0/0	9/9	8/11	8/10	2/2

Vinateri: (39N, 37B) (19G,23G,52G, 42N) (43G,41G) (34G,49G,27G) (32G, 38G,27G,20G) (45N,41G,30G,36G) (0) (40G) (39N,38G,39N) (25G,44G,45G, 24G) (44G,47N) (21G,29G,35G) (37G,41G,55G,17G) (32N,35G) (19G)

Opponents: (53G,42G) (0) (34G,26G,45G) (21G,37G) (33G) (38G,23G) (48G, 38G,25G, 43G) (50G) (47B,40G,32G) (31G,20G,40N) (21G) (35N,34G,26G, 22G) (49G, 26G, 43G) (48G) (31B) (36G)

Starters: Offense: WR Shawn Jefferson (16); LT Bruce Armstrong (16); LG Max Lane (9), Damon Denson (4), Heath Irwin (3), C. Dave Wohlhabler (16); RG Todd Rucci (16); RT Zeffross Moss (14), M. Lane (2); TE Ben Coates (14), Lovett Vincent (2); WR Terry Glenn (9), Tony Simmons (6), Vincent Brisby (1); QB Drew Bledsoe (14), Scott Zolak (2); RB Robert Edwards (15), Harold Shaw (1); FB Tony Carter (7), Chris Floyd (2); 3rd TE Rod Rutledge (4), L. Purnell (3).

Defense: DE Ferric Collons (13), Chris Sullivan (3); NT Chad Eaton (14), Mark Wheeler (1), Henry Thomas (1); DT H. Thomas (14), C. Sullivan (1), M. Wheeler (1); Elephant Willie McGinest (8), C. Sullivan (6), Brandon Mitchell (1), Greg Spires (1); SLB Chris Slade (15), Vernon Crawford (1); MLB Ted Johnson (13), Marty Moore (2), Todd Collins (1); WLB T. Collins (9), Tedy Bruschi (7); LCB Ty Law (16); RCB Chris Canty (9), Steve Israel (7); SS Lawyer Milloy (16); FS Willie Clay (16).

1998 Coaching Staff: Paul Boudreau, Offensive Line, Jeff Davidson, Asst. Offensive Line, Ray Hamilton, Defensive Line, Ron Lynn, Defensive Backs, Johnny Parker, Strength/ Conditioning, Bo Pelini, Linebackers, Jack Reilly, Quarterbacks, Dante Scarnecchia, Special Teams, Steve Sidwell, Defensive Coordinator, Carl Smith, Tight Ends, DeWayne Walker, Defensive Assistant - Secondary, Steve Walters, Wide Receivers, Kirby Wilson, Running Backs, Ernie Zampese, Offensive Coordinator.

Pro Bowl (3): TE Ben Coates (5), CB Ty Law (1), SS Lawyer Milloy (1).

PASSING	ATT	CMP	YARDS	CMP%	YDS/ATT	TD	TD%	INT	INT%	LG	SK/YDS	RATING
Bledsoe	481	263	3633	54.7	7.55	20	4.2	14	2.9	86t	36/295	80.9
Zolak	75	32	371	42.7	4.95	3	4.0	3	4.0	61t	4/49	54.9
Patriots	556	295	4004	53.1	7.20	23	4.1	17	3.1	86t	40/344	77.4
Opponents	570	336	3857	58.9	6.77	26	4.6	24	4.2	84t	36/222	77.1

1999 FINAL STATISTICS (8-8)

Head Coach: Pete Carroll • Tied for Fourth in AFC East • Home Stadium: Foxboro Stadium

DATE	W/L	SCORE	OPPONENT	ATTENDANCE
9/12	W	30-28	at N.Y. Jets	78,227
9/19	W	31-28	Indianapolis	59,640
9/26	W	16-14	N.Y. Giants	59,169
10/03	W	19-7	at Cleveland	72,368
10/10	L	14-16	at Kansas City	78,636
10/17	L	30-31	Miami	60,006
10/24	W	24-23	Denver	60,011
10/31	W	27-3	at Arizona	55,830
11/07			BYE WEEK	
11/15	L	17-24	N.Y. Jets	59,077
11/21	L	17-27	at Miami	74,295
11/28	L	7-17	Buffalo	72,111
12/05	W	13-6	Dallas	58,444
12/12	L	15-20	at Indianapolis	56,975
12/19	L	9-24	at Philadelphia	65,475
12/26	L	10-13	Buffalo OT	55,014
1/02	W	20-3	Baltimore	50,263

Team Statistics

	PATS	OPP
TOTAL FIRST DOWNS	280	281
Rushing	72	106
Passing	164	154
Penalty	24	21
3rd Down: Made/Att	79/223	81/231
3rd Down Pct.	35.4	35.1
4th Down: Made/Att	4/13	5/18
4th Down Pct.	30.8	27.8
POSSESSION AVG.	28:49	31:11
TOTAL NET YARDS	5062	4808
Avg. Per Game	316.4	300.5
Total Plays	1021	1048
Avg. Per Play	5.0	4.6
NET YARDS RUSHING	1426	1795
Avg. Per Game	89.1	112.2
Total Rushes	425	486
NET YARDS PASSING	3636	3013
Avg. Per Game	227.3	188.3
Sacked/Yards Lost	56/349	42/268
Gross Yards	3985	3281
Att./Completions	540/305	520/293
Completion Pct.	56.5	56.3
Had Intercepted	21	16
PUNTS/AVERAGE	90/41.5	95/41.2
NET PUNTING AVG.	90/34.6	95/33.7
PENALTIES/YARDS	95/812	102/775
FUMBLES/BALL LOST	27/12	29/15
TOUCHDOWNS	32	30
Rushing	9	6
Passing	19	23
Returns	4	1

Score by Period	1	2	3	4	OT	Total
Patriots	61	84	67	87	0	299
Opponents	70	101	56	54	3	284

SCORING	TD	Ru	Pa	Rt	PAT	FG	S	TP
Vinateri	0	8	1	0	0	29/30	0	107
Allen	9	8	1	0	0	0	0	54
Jefferson	6	0	0	0	0	0	0	36
Glenn	4	0	4	0	0	0	0	24
Coates	2	0	2	0	0	0	0	12
Faulk	2	1	1	0	0	0	0	12
Simmons	2	0	2	0	0	0	0	12
Bartrum	1	0	1	0	0	0	0	6
Brown	1	0	1	0	0	0	0	6
Eaton	1	0	0	1	0	0	0	6
Katzenmoyer	1	0	0	1	0	0	0	6
Law	1	0	0	1	0	0	0	6
McGinest	1	0	0	1	0	0	0	6
Warren	1	0	0	1	0	0	0	6
Patriots	32	9	19	4	29/30	0	299	
Opponents	30	6	23	1	27/27	25/30	1	284

2-Pt. Conversions: Team 0-2, Opponents 0-3

RUSHING	NO	YDS	AVG	LG	TD
Allen	254	896	3.5	39	8
Faulk	67	227	3.4	43	1
Warren	35	120	3.4	18	0
Bledsoe	42	101	2.4	25	0
T. Carter	6	26	4.3	9	0
Shaw	9	23	2.6	12	0
L. Johnson	2	13	6.5	13	0
Floyd	6	12	2.0	6	0
Ellison	2	10	5.0	8	0
C. Carter	0	0	---	---	0
Friesz	2	-2	-1.0	-1	0
Patriots	425	1426	3.4	43	9
Opponents	486	1795	3.7	60	6

RECEIVING	NO	YDS	AVG	LG	TD
Glenn	69	1147	16.6	67	4
Jefferson	40	698	17.5	68t	6
Brown	36	471	13.1	37	1
Coates	32	370	11.6	27	2
Warren	29	262	9.0	21	1
T. Carter	20	108	5.4	20	0
Simmons	19	276	14.5	58t	2
Brisby	18	266	14.8	40	0
Allen	14	125	8.9	38	1
Faulk	12	98	8.2	19	1
Rutledge	7	66	9.4	13	0
Ellison	4	50	12.5	23	0
Shaw	2	31	15.5	29	0
Floyd	2	16	8.0	11	0
Bartrum	1	1	1.0	1	1
Patriots	305	3985	13.1	68t	19
Opponents	293	3281	11.2	69t	23

INTERCEPTIONS	NO	YDS	AVG	LG	TD
Milloy	4	17	4.3	17	0
Serwanga	3	2	0.7	2	0
C. Carter	3	13	4.3	8	0
Law	2	20	10.0	27t	1
Katzenmoyer	1	57	57.0	57t	1
Bruschii	1	1	1.0	1	0
Israel	1	0	0.0	0	0
Slade	1	0	0.0	0	0
Patriots	16	110	6.9	57t	2
Opponents	21	299	14.2	84	1

PUNT RETURNS	NO	FC	YDS	AVG	LG	TD
Brown	38	13	405	10.7	52	0
Faulk	10	4	90	9.0	20	0
Patriots	48	17	495	10.3	52	0
Opponents	36	20	345	9.6	45	0

KICK RETURNS	NO	YDS	AVG	LG	TD
Faulk	39	943	24.2	95	0
Brown	8	271	33.9	54	0
Simmons	6	132	22.0	29	0
Jones	5	113	22.6	28	0
Warren	2	25	12.5	16	0
Ellison	1	13	13.0	13	0
Sullivan	1	1	1.0	1	0
Patriots	62	1498	24.2	95	0
Opponents	64	1441	22.5	58	0

Sacks: McGinest 9.0, Slade 4.5, Katzenmoyer 3.5, Eaton 3.0, Mitchell 3.0, Thomas 3.0, Whigham 3.0, Bruschi 2.0, Collons 2.0, T. Johnson 2.0, Milloy 2.0, C. Carter 1.0, Israel 1.0, Serwanga 1.0, Sullivan 1.0, Law 0.5, Spires 0.5, Team 42.0, Opponents 56.0

FIELD GOALS	1-19	20-29	30-39	40-49	50+
Vinateri	1/1	14/14	5/7	5/9	1/2
Patriots	1/1	14/14	5/7	5/9	1/2
Opponents	2/2	11/11	5/6	6/8	1/3

Vinateri: (33G, 21G, 23G) (26G) (38G, 19G, 41G) (22G, 21G, 42N) (48N, 32N) (41G, 39G, 34G) (28G) (22G) (27G) (41G, 23G) (28G, 28G, 26G) (23G, 43G, 56N, 46G) (44N, 38G, 33N, 44N) (25G, 51G)

Opponents: (1) (41N) (38N) (22G, 41G, 23G) (20G, 33G, 45G, 45G, 41G, 53G) (40G, 28G, 30G, 59N) (24G) (26G) (19G, 23G) (28G) (20G, 43N, 34G) (28G, 31G) (43G, 51N) (39G, 23G) (19G)

Starters: Offense: WR Shawn Jefferson (16); LT Bruce Armstrong (16); LG Heath Irwin (13), Max Lane (3); C Damien Woody (16); RG Todd Rucci (14); M. Lane (2); RT Zefross Moss (13), M. Lane (2), Ed Ellis (1); TE Ben Coates (15), Rod Rutledge (1); WR Terry Glenn (13), Vincent Brisby (1), Troy Brown (1) Tony Simmons (1), QB Drew Bledsoe (16); RB Terry Allen (13), Kevin Faulk (2), Lamont Warren (1); FB Tony Carter (14); 3rd TE R. Rutledge (1); 2nd RB L. Warren (1).

Defense: DE Brandon Mitchell (16); NT Chad Eaton (16); DT Henry Thomas (16); Elephant Willie McGinest (16); SLB Chris Slade (16); MLB Andy Katzenmoyer (11), Ted Johnson (5); WLB Tedy Bruschi (14), Marty Moore (2); LCB Ty Law (13), Kato Serwanga (3); RCB Steve Israel (13), Tebucky Jones (2), Terry Billups (1); SS Lawyer Milloy (16); FS Chris Carter (15), Tony George (1).

1999 Coaching Staff: Jeff Davidson, Asst. Offensive Line, Ivan Fears, Wide Receivers, Ray Hamilton, Defensive Line, Ron Lynn, Defensive Backs, Johnny Parker, Strength/ Conditioning, Bo Pelini, Linebackers, Jack Reilly, Quarterbacks, Dante Scarneccia, Offensive Line, Brad Seely, Special Teams, Steve Sidwell, Defensive Coordinator, Carl Smith, Tight Ends, DeWayne Walker, Defensive Assistant - Secondary, Kirby Wilson, Running Backs, Ernie Zampese, Offensive Coordinator.

Pro Bowl (2): WR Terry Glenn (1), SS Lawyer Milloy (2).

PASSING	ATT	CMP	YARDS	CMP%	YDS/ATT	TD	TD%	INT	INT%	LG	SK/YDS	RATING
Bledsoe	539	305	3985	56.6	7.39	19	3.5	21	3.9	68t	55/342	75.6
Brown	1	0	0	0.0	0.00	0	0.0	0	0.0	0	0/0	39.6
Warren	0	0	0	---	---	0	---	0	---	---	1/7	---
Patriots	540	305	3985	56.5	7.38	19	3.5	21	3.9	68t	56/349	75.4
Opponents	520	293	3281	56.3	6.31	23	4.4	16	3.1	69t	42/268	77.3

2000 FINAL STATISTICS (5-11)

Head Coach: Bill Belichick • Fifth in AFC East • Home Stadium: Foxboro Stadium

DATE	W/L	SCORE	OPPONENT	ATTENDANCE
9/03	L	16-21	Tampa Bay	60,292
9/11	L	19-20 at	N.Y. Jets	77,687
9/17	L	13-21	Minnesota	60,292
9/24	L	3-10 at	Miami	73,344
10/01	W	28-19 at	Denver	75,684
10/08	W	24-16	Indianapolis	60,292
10/15	L	17-34	N.Y. Jets	60,292
10/22	L	23-30 at	Indianapolis	56,828
10/29			BYE WEEK	
11/05	L	13-16	Buffalo at	60,292
11/12	L	11-19 at	Cleveland	72,618
11/19	W	16-13	Cincinnati	60,292
11/23	L	9-34 at	Detroit	77,923
12/04	W	30-24	Kansas City	60,292
12/10	L	17-24 at	Chicago	66,944
12/17	W	13-10 at	Buffalo OT	47,230
12/24	L	24-27	Miami	60,292

Team Statistics

	PATS	OPP
TOTAL FIRST DOWNS	283	326
Rushing	80	108
Passing	172	184
Penalty	31	34
3rd Down: Made/Att	82/234	103/237
3rd Down Pct.	35.0	43.5
4th Down: Made/Att	13/26	9/10
4th Down Pct.	50.0	90.0
POSSESSION AVG.	28:56	31:04
TOTAL NET YARDS	4571	5353
Avg. Per Game	285.7	334.6
Total Plays	1037	1068
Avg. Per Play	4.4	5.0
NET YARDS RUSHING	1390	1831
Avg. Per Game	86.9	114.4
Total Rushes	424	495
NET YARDS PASSING	3181	3522
Avg. Per Game	198.8	220.1
Sacked/Yards Lost	48/280	29/172
Gross Yards	3461	3694
Att./Completions	565/328	544/321
Completion Pct.	58.1	59.0
Had Intercepted	15	10
POINTS/AVERAGE	90/42.2	87/40.4
NET PUNTING AVG.	90/36.8	87/31.9
PENALTIES/YARDS	99/815	95/897
FUMBLES/BALL LOST	23/10	27/13
TOUCHDOWNS	28	38
Rushing	9	12
Passing	18	23
Returns	1	3

Score by Periods	1	2	3	4	OT	Total
Patriots	76	86	30	81	3	276
Opponents	53	122	52	108	3	338

SCORING	TD	R	PA	RT	PAT	FG	S	TP
Vinateri	0	0	0	0	25/25	27/33	0	106
Glenn	6	0	4	0	0	0	0	36
Faulk	5	4	1	0	0	0	0	32
Brown	5	0	4	1	0	0	0	30
Redmond	3	1	2	0	0	0	0	18
Bjornson	2	0	2	0	0	0	0	12
Bledsoe	2	2	0	0	0	0	0	12
Carter	2	2	0	0	0	0	0	12
Wiggins	1	0	1	0	0	0	0	6
Rutledge	1	0	1	0	0	0	0	6
Simmons	1	0	1	0	0	0	0	6
Patriots	28	9	18	1	25/25	27/33	0	276
Opponents	38	12	23	3	34/34	24/32	1	338

2-Pt. Conversions: Patriots 1-3 (Faulk), Opponents 1-4

PASSING	ATT	CMP	YARDS	CMP%	YDS/ATT	TD	TD%	INT	INT%	LG	SK/YDS	RATING
Bledsoe	531	312	3291	58.8	6.20	17	3.2	13	2.4	59	45/264	77.3
Friesz	21	11	66	52.4	3.14	0	0.0	1	4.8	17	3/16	39.0
Bishop	9	3	80	33.3	8.89	1	11.1	1	11.1	44	0/0	64.4
Brady	3	1	6	33.3	2.00	0	0.0	0	0.0	6	0/0	42.4
L. Johnson	1	1	18	100.0	18.00	0	0.0	0	0.0	18	0/0	118.8
Patriots	565	328	3461	58.1	6.13	18	3.2	15	2.7	59	48/280	75.5
Opponents	544	321	3694	59.0	6.79	23	4.2	10	1.8	81	29/172	86.0

RUSHING	NO	YDS	AVG	LG	TD
Faulk	164	570	3.5	18	4
Redmond	125	406	3.2	20	1
Bledsoe	47	158	3.4	16	2
Carter	37	90	2.4	9	2
Pass	18	58	3.2	11	0
Brown	6	46	7.7	35	0
Glenn	4	39	9.8	35	0
Shaw	9	12	1.3	5	0
Bishop	7	-1	-1.1	2	0
R. Harris	3	14	4.7	7	0
Floyd	2	-1	-5.0	0	0
L. Johnson	2	-1	-5.0	0	0

Patriots	424	1390	3.3	35	9
Opponents	495	1831	3.7	32	12

RECEIVING	No	Yds	Avg	Lg	TD
Brown	83	944	11.4	44	4
Glenn	79	963	12.2	39	6
Faulk	51	465	9.1	52	1
Bjornson	20	152	7.6	19	2
Redmond	20	126	6.3	20	2
Wiggins	16	203	12.7	59	1
Rutledge	15	103	6.9	16	1
Simmons	14	231	16.5	46	1
Carter	9	73	8.1	21	0
Calloway	5	95	19.0	28	0
Packson	5	44	8.8	13	0
James	4	17	4.3	15	0
S. Davis	2	12	6.0	9	0
Shaw	2	11	5.5	8	0
R. Harris	2	1	0.5	2	0
Floyd	1	21	21.0	21	0
Patriots	328	3461	10.6	59	18
Opponents	321	3694	11.5	81	23

INTERCEPTIONS	NO	YDS	AVG	LG	TD
Law	2	32	16.0	32	0
Jones	2	20	10.0	20	0
Milloy	2	2	1.0	2	0
Smith	1	56	56.0	56	0
Langham	1	24	24.0	24	0
Thomas	1	16	16.0	16	0
A. Harris	1	11	11.0	11	0
Patriots	10	161	16.1	56	0
Opponents	15	208	13.9	101	2

PUNTING	NO	YDS	AVG	NET BT	IN20	LG	BLK
L. Johnson	89	3798	42.7	36.8	5	31	62
Patriots	90	3798	42.2	36.8	5	31	62
Opponents	87	3513	40.4	31.9	9	23	62

PUNT RETURNS	NO	FC	YDS	AVG	LG	TD
Brown	39	19	504	12.9	66	1
Faulk	6	3	58	9.7	35	0
Patriots	45	22	562	12.5	66	1
Opponents	43	21	384	8.9	56	0

Sacks: McGinest 6.0, Spires 6.0, Thomas 4.5, Slade 4.0, Eaton 2.5, Serwanga 2.0, Hamilton 1.5, Bruschio 1.0, A. Harris 1.0, T. Johnson 0.5. **Patriots 29.0, Opponents 48.0**

KICK RETURNS	NO	YDS	AVG	LG	TD
Faulk	38	816	21.5	40	0
Jackson	13	323	24.8	47	0
Simmons	4	82	20.5	39	0
Brown	2	15	7.5	9	0
Bruschi	2	13	6.5	7	0
S. Davis	2	45	22.5	32	0
Carter	1	16	16.0	16	0
Hamilton	1	0	0.0	0	0
Redmond	1	25	25.0	25	0
Patriots	64	1335	20.9	47	0
Opponents	62	1350	21.8	87	1

FIELD GOALS	1-19	20-29	30-39	40-49	50+
Vinateri	0/0	11/13	8/9	7/8	1/3
Patriots	0/0	0/11/13	8/9	7/8	1/3
Opponents	1/1	5/7	11/13	7/11	0/0

Vinateri: (30G, 55N) (32G, 35G, 30G, 33G, 29N) (44N) (40G, 53N) (21G) (23G) (27G, 26G, 28G) (48G, 43G) (38G) (38G, 21G, 22G) (24G, 47G, 43G) (48G, 53G, 37N, 27G) (40G) (22G, 27N, 24G) (33G)

Opponents: (0/0) (43G) (20G, 43N) (33G, 33G, 34G) (38G, 46N, 27G) (36G) (19G, 48G, 32G) (39G, 43G, 35G, 35G) (28G, 30N, 45G) (31G, 46G) (42G) (24G, 47N) (25G, 23B, 30B) (47G, 47N, 28N, 49G)

Starters: Offense: WR Troy Brown (15); LT Bruce Armstrong (16); LG Joe Andruzzi (11), Adrian Klemm (3), Derrick Fletcher (2); C Damien Woody (16); RG Sale Isala (14), Max Lane (2); TE Grant Williams (8), Greg Robinson-Randall (4), M. Lane (3), A. Klemm (1); TE Rod Rutledge (10), Eric Bjornson (6); WR Terry Glenn (16); QB Drew Bledsoe (16); RB Kevin Faulk (9), J.R. Redmond (5), Patrick Pass (2); FB Tony Carter (6); 2nd TE Jermaine Wiggins (2), R. Rutledge (1), Chris Eitzmann (1); 3rd WR Chris Calloway (2) Curtis Jackson (2), Tony Simmons (2), Shockmain Davis (1).

Defense: DE/OLB Willie McGinest (14), Brandon Mitchell (1), Greg Spires (1); DE B. Mitchell (8), Garrett Johnson (2), Chad Eaton (1), G. Spires (1), Henry Thomas (1); NT C. Eaton (12), H. Thomas (4); RDE Bobby Hamilton (16), SLB Chris Slade (15); ILB Ted Johnson (11), Rob Holmberg (4), Andy Katzenmoyer (1); WLB Tedy Bruschi (16); 4th LB A. Katzenmoyer (2), R. Holmberg (1); LCB Ty Law (15), Antonio Langham (1); RCB Otis Smith (12), A. Langham (4); SS Lawyer Milloy (16), FS Tebucky Jones (9), Larry Whigham (4), O. Smith (2), A. Langham (1); 5th DB A. Langham (1).

2000 Coaching Staff: Ned Burke, Coaching Assistant; Brian Daboll, Coaching Assistant; Jeff Davidson, Assistant Offensive Line; Ivan Fears, Wide Receivers; Mark Jackson, coaching assistant; Pepper Johnson, Assistant Linebackers; Eric Mangini, Defensive Backs; Randy Melvin, Defensive Line; Markus Paul, Assistant Strength and Conditioning; Dick Rehbein, Quarterbacks; Rob Ryan, Linebackers; Dante Scarnecchia, Assistant Head Coach/Offensive Line; Brad Seely, Special Teams; DeWayne Walker, Defensive Assistant; Charlie Weiss, Offensive Coordinator/Running Backs; Mike Woicik, Strength and Conditioning.

Pro Bowl (0)

2001 FINAL STATISTICS (11-5)

Head Coach: Bill Belichick • AFC East Division Champions • Home Stadium: Foxboro Stadium

DATE	W/L	SCORE	OPPONENT	ATTENDANCE
9/09	L	17-23	at Cincinnati	51,521
9/23	L	3-10	N.Y. Jets	60,292
9/30	W	44-13	Indianapolis	60,292
10/07	L	10-30	at Miami	73,024
10/14	W	29-26	San Diego OT	60,292
10/21	W	39-17	at Indianapolis	56,022
10/28	L	20-31	at Denver	74,750
11/04	W	24-10	at Atlanta	45,572
11/11	W	21-11	Buffalo	60,292
11/18	L	17-24	St. Louis	60,292
11/25	W	34-17	New Orleans	60,292
12/02	W	17-16	at N.Y. Jets	78,712
12/09	W	27-16	Cleveland	60,292
12/16	W	12-9	at Buffalo OT	45,527
12/22	W	20-13	Miami	60,292

1/06 W 38-6 at Carolina BYE WEEK

AFC PLAYOFFS

1/19 W 16-13 Oakland OT

1/27 W 24-17 at Pittsburgh

SUPER BOWL XXXVI (at New Orleans, La.)

2/03 W 20-17 St. Louis

RUSHING	NO	YDS	AVG	LG	TD	KICK RETURNS	NO	YDS	AVG	LG	TD
A. Smith	287	1157	4.0	44	12	Faulk	33	662	20.1	42	0
Faulk	41	169	4.1	24	1	Pass	10	222	22.2	33	0
M. Edwards	51	141	2.8	14	1	Kelly	7	123	17.6	28	0
Redmond	35	119	3.4	16	0	Jackson	2	30	15.0	19	0
Brown	11	91	8.3	31	0	Patten	2	44	22.0	24	0
Patten	5	67	13.4	29	1	Redmond	2	57	28.5	30	0
Brady	36	43	1.2	12	0	Brown	1	13	13.0	13	0
Bledsoe	5	18	3.6	8	0	Bruschi	1	10	10.0	10	0
Pass	1	7	7.0	7	0	M. Edwards	1	23	23.0	23	0
L. Johnson	1	-19	-19.0	-19	0	Patriots	59	1184	20.1	42	0
Patriots	473	1793	3.8	44	15	Opponents	75	1658	22.1	64	0
Opponents	429	1855	4.3	58	7						

RECEIVING	NO	YDS	AVG	LG	TD	FIELD GOALS	1-19	20-29	30-39	40-49	50+
Brown	101	1199	11.9	60	5	Vinateri	1/1	8/8	7/8	7/12	1/1
Patten	51	749	14.7	91	4	Patriots	1/1	8/8	7/8	7/12	1/1
Faulk	30	189	6.3	28	2	Opponents	2/2	11/12	8/9	7/14	2/4
M. Edwards	25	166	6.6	17	2						
A. Smith	19	192	10.1	41	1						
Glenn	14	204	14.6	23	1						
Wiggins	14	133	9.5	31	4						
C. Johnson	14	111	7.9	24	1						
Redmond	13	132	10.2	17	0						
Pass	6	66	11.0	23	1						
Rutledge	5	35	7.0	9	0						
Small	4	29	7.3	11	0						
Emanuel	4	25	6.3	16	0						
Coleman	2	50	25.0	46	0						
Jackson	2	16	8.0	12	0						
Brady	1	23	23.0	23	0						
Cox	1	7	7.0	7	0						
Patriots	306	3326	10.9	91	21						
Opponents	299	3731	12.5	68	15						

Team Statistics

	PATS	OPP
TOTAL FIRST DOWNS	292	303
Rushing	101	99
Passing	163	171
Penalty	28	33
3rd Down: Made/Att	91/221	80/215
3rd Down Pct.	41.2	37.2
4th Down: Made/Att	7/17	5/15
4th Down Pct.	41.2	33.3
POSSESSION AVG.	30:48	29:12
TOTAL NET YARDS	4882	5352
Avg. Per Game	305.1	334.5
Total Plays	1001	1016
Avg. Per Play	4.9	5.3
NET YARDS RUSHING	1793	1855
Avg. Per Game	112.1	115.9
Total Rushes	473	429
NET YARDS PASSING	3089	3497
Avg. Per Game	193.1	218.6
Sacked/Yards Lost	46/237	41/234
Gross Yards	3326	3731
Att./Completions	482/306	546/299
Completion Pct.	63.5	54.8
Had Intercepted	15	22
PUNTS/AVERAGE	74/41.1	73/39.5
NET PUNTING AVG.	74/38.1	73/31.6
YARDS/PUNT	92/802	93/839
FUMBLES/BALL LOST	29/13	23/13
TOUCHDOWNS	43	26
Rushing	15	7
Passing	21	15
Returns	7	4

Score by Periods	1	2	3	4	OT	TOTAL
Patriots	74	133	58	100	6	371
Opponents	54	51	94	73	0	272

SCORING	TD	Ru	Pa	RT	PAT	FG	S	TP
Vinateri	0	0	0	0	41/42	24/30	0	113
A. Smith	13	12	1	0	0	0	0	78
Brown	7	0	5	2	0	0	0	42
Patten	5	1	4	0	0	0	0	24
Wiggins	4	0	4	0	0	0	0	18
M. Edwards	3	1	2	0	0	0	0	14
Faulk	3	1	2	0	0	0	0	12
Law	2	0	0	2	0	0	0	12
O. Smith	2	0	0	2	0	0	0	12
Buckley	1	0	0	1	0	0	0	6
Glenn	1	0	1	0	0	0	0	6
C. Johnson	1	0	1	0	0	0	0	6
Pass	1	0	1	0	0	0	0	6
Patriots	43	15	21	7	41/42	24/30	0	371
Opponents	26	7	15	4	22/22	30/41	0	272

2-Pt. Conversions: Patriots 0-1, Opponents 2-4

PASSING	ATT	CMP	YARDS	CMP%	YDS/ATT	TD%	INT	INT%	LG	SK/YDS	RATING
Bledsoe	413	264	2843	63.9	6.88	18	4.4	12	2.9	911	41/216
Faulk	66	40	400	60.6	6.06	2	3.0	2	3.0	58	5/21
Patten	2	1	60	50.0	30.00	1	50.0	1	50.0	60	0/0
Faulk	1	1	23	100.0	23.00	0	0.0	0	0.0	23	0/0
Patriots	482	306	3326	63.5	6.90	21	4.4	15	3.1	911	46/237
Opponents	546	299	3731	54.8	6.83	15	2.7	22	4.0	68	41/234

PUNTING	NO	YDS	AVG	NET TB	INT	LG	BLK
Walter	49	1964	40.1	38.1	2	24	58
L. Johnson	24	1045	43.5	38.3	3	3	76
Vinateri	1	33	33.0	33.0	0	1	33
Patriots	74	3042	41.1	38.1	5	28	76
Opponents	73	2885	39.5	31.6	7	18	61

PUNT RETURNS	NO	FC	YDS	AVG	LG	TD
Brown	29	15	413	14.2	85	2
Faulk	4	0	27	6.8	10	0
Patriots	33	15	423	13.3	85	2
Opponents	26	17	124	4.8	26	0

Sacks: Hamilton 7.0, McGinest 6.0, Pleasant 6.0, Milloy 3.0, Seymour 3.0, Vrabel 3.0, Bruschi 2.0, Philter 2.0, O. Smith 2.0, Buckley 1.0, T. Jones 1.0, Law 1.0, Mitchell 1.0, Parker 1.0, Patriots 41.0, Opponents 46.0

Vinateri: (39G)(24G)(47G, 48G, 35G)(37G)(26G, 44N, 23G, 44G)(43G)(24G, 44G)(48G)(43N, 45N) (33G) (46N)(28G)(54G, 38G, 39N, 48N) (40G, 32G, 25G, 23G)(32G, 23G)(19G) Opponents: (36G, 47G, 33G)(26G)(19G, 34G, 27G) (21G, 36N, 27G, 59N)(46B, 42G, 25B, 42G, 24G)(50G) (58N, 49N, 20G)(24G, 49N)(42N, 35G) (48N, 43B, 31G) (19G, 40G, 50G)(27G, 39G, 22G) (43N, 41G, 25G, 41G)(36G, 36G)(29G, 40G)

Starters: Offense: WR Troy Brown (13), Charles Johnson (1), David Patten (1); LT Matt Light (12), Grant Williams (4); LG Mike Compton (15), Damien Woody (1); C D. Woody (14), M. Compton (1), Grey Ruesmager (1); RG Joe Andruzzi (16); RT Greg Robinson-Randall (16); TE Rod Rutledge (13), Jermaine Wiggins (3); WR D. Patten (13), Bert Emanuel (1); QB Tom Brady (14), Drew Bledsoe (2); RB Antowain Smith (15), Kevin Faulk (1); FB Marc Edwards (13); 2nd TE J. Wiggins (3), R. Rutledge (1); 3rd WR C. Johnson (3), T. Glenn (1).

Defense: DE Bobby Hamilton (15), Willie McGinest (1); NT/DT Brandon Mitchell (11), Richard Seymour (3), Jace Saylor (1). DE/DT Anthony Pleasant (9), R. Seymour (7); OLB/DE A. Pleasant (7), Mike Vrabel (6), W. McGinest (3); ILB/OLB Bryan Cox (7), M. Vrabel (6), W. McGinest (1); ILB/MLB Tedy Bruschi (9), Ted Johnson (5); OLB Roman Phifer (16); LCB Ty Law (16); RCB Otis Smith (15), Terrell Buckley (1); SS Lawyer Milloy (16); FS Tebucky Jones (12), Matt Stevens (3); 5th DB Terrence Shaw (4), Antwan Harris (1); 6th DB M. Stevens (1).

2001 Coaching Staff: Ned Burke, Coaching Assistant; Romeo Crennel, Defensive Coordinator; Brian Daboll, Coaching Assistant; Jeff Davidson, Assistant Offensive Line; Ivan Fears, Wide Receivers; Pepper Johnson, Inside Linebackers; Eric Mangini, Defensive Backs; Randy Melvin, Defensive Line; Markus Paul, Assistant Strength and Conditioning; Rob Ryan, Outside Linebackers; Dante Scarnecchia, Assistant Head Coach/Offensive Line; Brad Seely, Special Teams; Charlie Weis, Offensive Coordinator/Running Backs; Mike Woicik, Strength and Conditioning.

Pro Bowl (4): QB Tom Brady (1), WR Troy Brown (1), CB Ty Law (2), S Lawyer Milloy (3).

2002 FINAL STATISTICS (9-7)

Head Coach: Bill Belichick • Second in AFC East • Home Stadium: Gillette Stadium

DATE	W/L	SCORE	OPPONENT	ATTENDANCE
9/09	W	30-14	Pittsburgh	68,436
9/15	W	44-7	at N.Y. Jets	78,726
9/22	W	41-38	Kansas City OT	68,436
9/29	L	14-21	at San Diego	66,463
10/06	L	13-26	at Miami	73,369
10/13	L	10-28	Green Bay	68,436
BYE WEEK				
10/27	L	16-24	Denver	68,436
11/03	W	38-7	at Buffalo	73,448
11/10	W	33-30	at Chicago	63,105
11/17	L	20-27	at Oakland	62,552
11/24	W	24-17	Minnesota	68,436
11/28	W	20-12	at Detroit	62,109
12/08	W	27-17	Buffalo	68,436
12/16	L	7-34	at Tennessee	68,809
12/22	L	17-20	N.Y. Jets	68,436
12/29	W	27-24	Miami OT	68,436

RUSHING	NO	YDS	AVG	LG	TD
A. Smith	252	982	3.9	42t	6
Faulk	52	271	5.2	45t	2
Brady	42	110	2.6	15	1
Edwards	31	96	3.1	17	0
Pass	4	27	6.8	13	0
Brown	3	14	4.7	21	0
Patten	2	6	3.0	7	0
Huard	1	4	4.0	4	0
Redmond	4	2	0.5	5	0
Branch	2	0	0.0	4	0
Davey	2	-4	-2.0	-2	0
Patriots	395	1508	3.8	45t	9
Opponents	467	2198	4.7	58t	17

KICK RETURNS	NO	YDS	AVG	LG	TD
Branch	36	863	24.0	63	0
Faulk	26	725	27.9	87t	2
Pass	7	123	17.6	28	0
Edwards	3	27	9.0	15	0
Bruschi	1	11	11.0	11	0
J. Green	1	10	10.0	10	0
Redmond	1	12	12.0	12	0
Patriots	75	1771	23.6	87t	2
Opponents	73	1493	20.5	57	0

FIELD GOALS	1-19	20-29	30-39	40-49	50+
Vinatieri	0/0	6/6	12/12	8/10	1/2
Patriots	0/0	6/6	12/12	8/10	1/2
Opponents	1/1	6/7	8/10	5/14	0/2

Team Statistics

	PATS	OPP
TOTAL FIRST DOWNS	304	315
Rushing	99	129
Passing	184	158
Penalty	21	28
3rd Down: Made/Att	94/220	95/221
3rd Down Pct.	42.7	43.0
4th Down: Made/Att	9/20	10/16
4th Down Pct.	45.0	62.5
POSSESSION AVG.	29:11	30:49
TOTAL NET YARDS	5085	5377
Avg. Per Game	317.8	336.1
Total Plays	1031	1032
Avg. Per Play	4.9	5.2
NET YARDS RUSHING	1508	2198
Avg. Per Game	94.3	137.4
Total Rushes	395	467
NET YARDS PASSING	3577	3179
Avg. Per Game	223.6	198.7
Sacked/Yards Lost	31/190	34/199
Gross Yards	3767	3378
Att./Completions	605/374	531/314
Completion Pct.	61.8	59.1
Had Intercepted	14	18
PUNTS/AVERAGE	71/38.4	68/39.4
NET PUNTING AVG.	71/33.3	68/32.4
PENALTIES/YARDS	108/895	99/928
FUMBLES/BALL LOST	24/10	21/11
TOUCHDOWNS	43	41
Rushing	9	17
Passing	28	23
Returns	6	1

Score by Periods	1	2	3	4	OT	TOTAL
Patriots	65	95	99	116	6	381
Opponents	57	120	93	76	0	346

SCORING	TD	Ru	Pa	Rt	PAT	FG	S	TP
Vinatieri	0	0	0	0	36/36	27/30	0	0
117	A. Smith	8	6	2	0	0	0	0
50	Fauria	7	0	7	0	0	0	44
Faulk	7	2	3	2	0	0	0	42
Patten	5	0	5	0	0	0	0	30
Brown	3	0	3	0	0	0	0	20
Branch	2	0	2	0	0	0	0	12
Bruschi	2	0	0	2	0	0	0	12
D. Hayes	2	0	2	0	0	0	0	12
Brady	1	1	0	0	0	0	0	6
Cleeland	1	1	0	0	0	0	0	6
Givens	1	0	1	0	0	0	0	6
Graham	1	0	1	0	0	0	0	6
V. Green	1	0	0	1	0	0	0	6
T. Jones	1	0	0	1	0	0	0	6
Vrabel	1	0	1	0	0	0	0	6
Patriots	43	9	28	6	36/36	27/30	0	381
Opponents	41	17	23	1	40/41	20/34	0	346

2-Pt. Conversions: Patriots 3-7, Opponents 0-0

RECEIVING	NO	YDS	AVG	LG	TD
Brown	97	890	9.2	38	3
Patten	61	824	13.5	39	5
Branch	43	489	11.4	49t	2
Faulk	37	379	10.2	36t	3
A. Smith	31	243	7.8	35	2
Fauria	27	253	9.4	33	7
Edwards	23	196	8.5	27	0
Cleeland	16	112	7.0	22	1
Graham	15	150	10.0	31	1
D. Hayes	12	133	11.1	40t	2
Givens	9	92	10.2	30	1
Redmond	2	5	2.5	3	0
Vrabel	1	1	1.0	1t	1
Patriots	374	3767	10.1	49t	28
Opponents	314	3378	10.8	52t	23

INTERCEPTIONS	NO	YDS	AVG	LG	TD
Buckley	4	50	12.5	39	0
Law	4	33	8.3	29	0
Bruschi	2	75	37.5	48t	2
O. Smith	2	21	10.5	22	0
V. Green	1	90	90.0	90t	1
Seymour	1	6	6.0	6	0
McGinest	1	2	2.0	2	0
Hamilton	1	0	0.0	0	0
T. Jones	1	0	0.0	0	0
Vrabel	1	0	0.0	0	0
Patriots	18	277	15.4	90t	3
Opponents	14	177	12.6	46	1

PUNTING	NO	YDS	AVG	NET TB	IN20 LG	BLK
Walter	70	2723	38.9	33.3	9	19
Patriots	71	2723	38.4	33.3	9	19
Opponents	68	2680	39.4	32.4	9	15

PUNT RETURNS	NO	FC	YDS	AVG	LG	TD
Brown	24	10	175	7.3	27	0
Faulk	8	4	65	8.1	16	0
Branch	2	0	58	29.0	40	0
Patriots	34	14	298	8.8	40	0
Opponents	24	18	181	7.5	34	0

Sacks: McGinest 5.5, Seymour 5.5, Bruschi

4.5, Vrabel 4.5, Pleasant 3.0, J. Green 2.5, Hamilton

2.0, Johnson 1.5, T. Jones 1.5, Holsey 1.0, Law

1.0, Phifer 0.5, Patriots 34.0, Opponents 31.0

Vinatieri:(45 G, 28 G, 27 G)(28 G, 31 G, 40 G)
(37 G 35 G)(41 N)(32 G)(26 G)(46 G)(57 G, 31 G, 42 G,
25 G)(36 G, 31 G, 32 G)(34 G)(31 G, 29 G)(39 G, 46 G,
43 N)(49 G)(41 G, 36 G, 43 G, 35 G)

Opponents:(39 N)(39 G)(50 B)(45 N, 40 G, 33 G)
(42 N)(48 N, 19 G, 39 N)(50 N, 25 N, 45 N)(39 G, 40 G, 32 G)
(39 G, 49 B, 28 G)(43 B, 38 G, 41 N)(23 G, 45 G,
39 G, 46 G)(26 G)(45 N, 28 G)(39 G, 23 G, 43 G)(47 N,
28 G)

Starters: Offense: WR Troy Brown (13), Deion Branch (2), Donald Hayes (1); LT Matt Light (16); LG Mike Compton (15), Joe Andruzzi (3), C. Damien Woody (13), Grey Ruegamer (2), M. Compton (1); RG J. Andruzzi (12), D. Woody (2), Adrian Klemm (1), Stephen Neal (1); RT Kennyatta Jones (11), Greg Randall (3), A. Klemm (2); TE Christian Fauria (13), Daniel Graham (2), Cameron Cleeland (1); WR David Patten (14); QB Tom Brady (16); RB Antowain Smith (15); FB Marc Edwards (11); 2nd TE D. Graham (4); 3rd WR D. Branch (5).

Defense: DE Bobby Hamilton (9), Willie McGinest (7); DT/NT B. Hamilton (6), Steve Martin (5), Richard Seymour (3), Rick Lyle (2); DT/DE R. Seymour (13), Anthony Pleasant (2), W. McGinest (1); DE/OLB A. Pleasant (9), Jarvis Green (4), Mike Vrabel (3); OLB/ILB M. Vrabel (10), Tedy Bruschi (3), W. McGinest (1); MLB/ILB Ted Johnson (11), T. Bruschi (5); OLB/OLB Roman Phifer (14), T. Bruschi (1), W. McGinest (1); LCB Ty Law (16); RCB Otis Smith (13), Terrell Buckley (2), Leonard Myers (1); SS Lawyer Milloy (16); FS Tebucky Jones (12), Victor Green (4); 5th Defensive Back V. Green (2)

2002 Coaching Staff: Romeo Crennel, Defensive Coordinator/Defensive Line; Brian Daboll, Wide Receivers; Jeff Davidson, Assistant Offensive Line/Tight Ends; Ivan Fears, Running Backs; Pepper Johnson, Inside Linebackers; Eric Mangini, Defensive Backs; Markus Paul, Assistant Strength and Conditioning; Rob Ryan, Outside Linebackers; Dante Scarnecchia, Assistant Head Coach/Offensive Line; Brad Seely, Special Teams; Charlie Weis, Offensive Coordinator/Quarterbacks; Mike Woick, Strength and Conditioning.

Pro Bowl (6): SpT Larry Izzo (2); CB Ty Law (3), S Lawyer Milloy (4), DT Richard Seymour (1), K Adam Vinatieri (1), C Damien Woody (1).

PASSING	ATT	CMP	YARDS	CMP%	YDS/ATT	TD	TD%	INT	INT%	LG	SK/YDS	RATING
Brady	601	373	3764	62.1	6.26	28	4.7	14	2.3	49t	31/190	85.7
Davey	2	1	3	50.0	1.50	0	0.0	0	0.0	0	0/0	56.3
Faulk	1	0	0	0.0	0.00	0	0.0	0	0.0	0	0/0	39.6
Patten	1	0	0	0.0	0.00	0	0.0	0	0.0	0	0/0	39.6
Patriots	605	374	3767	61.8	6.23	28	4.6	14	2.3	49t	31/190	85.3
Opponents	531	314	3378	59.1	6.36	23	4.3	18	3.4	52t	34/199	78.2

2003 FINAL STATISTICS (14-2)

Head Coach: Bill Belichick • AFC East Division Champions • Home Stadium: Gillette Stadium

DATE	W/L	SCORE	OPPONENT	ATTENDANCE
9/07	L	0-31	at Buffalo	73,262
9/14	W	31-10	at Philadelphia	67,524
9/21	W	23-16	N.Y. Jets	68,436
9/28	L	17-20	at Washington	83,532
10/05	W	38-30	Tennessee	68,436
10/12	W	17-6	N.Y. Giants	68,436
10/19	W	19-13	at Miami OT	73,650
10/26	W	9-3	Cleveland	68,436
11/03	W	30-26	at Denver	68,436
BYE WEEK				
11/16	W	12-0	Dallas	68,436
11/23	W	23-20	at Houston OT	73,419
12/07	W	12-0	Miami	68,436
12/14	W	27-13	Jacksonville	68,436
12/20	W	21-16	at N.Y. Jets	77,855
12/27	W	31-0	Buffalo	68,436
AFC PLAYOFFS				
1/10	W	17-14	Tennessee	68,436
1/18	W	24-14	Indianapolis	68,436
SUPER BOWL XXXVIII (at Houston, Texas)				
2/01	W	32-29	Carolina	71,525

Team Statistics

	PATS	OPP
TOTAL FIRST DOWNS	294	293
Rushing	91	91
Passing	177	177
Penalty	26	25
3rd Down: Made/Att	84/227	81/235
3rd Down Pct.	37.0	34.5
4th Down: Made/Att	6/14	6/16
4th Down Pct.	42.9	37.5
POSSESSION AVG.	30:50	29:10
TOTAL NET YARDS	5039	4666
Avg. Per Game	314.9	291.6
Total Plays	1042	1060
Avg. Per Play	4.8	4.4
NET YARDS RUSHING	1607	1434
Avg. Per Game	100.4	89.6
Total Rushes	473	401
NET YARDS PASSING	3432	3232
Avg. Per Game	214.5	202.0
Sacked/Yards Lost	32/219	41/253
Gross Yards	3651	3485
Att./Completions	537/320	618/328
Completion Pct.	59.6	53.1
Had Intercepted	13	29
PUNTS/AVERAGE	88/37.1	90/40.6
NET PUNTING AVG.	88/33.5	90/34.4
PENALTIES/YARDS	111/998	107/845
FUMBLES/BALL LOST	25/11	31/12
TOUCHDOWNS	39	23
Rushing	9	10
Passing	23	11
Returns	7	2
Score by Periods	1 2 3 4 OT Total	1 2 3 4 OT Total
Patriots	80 83 79 97 9	348
Opponents	42 73 51 72 0	238

SCORING	TD	Ru	Pa	Rt	PAT	FG	S	TP
Vinateri	0	0	0	0	37/38	25/34	0	112
Givens	6	0	6	0	0	0	0	36
Cloud	5	5	0	0	0	0	0	30
T. Brown	4	0	4	0	0	0	0	24
Graham	4	0	4	0	0	0	0	24
Branch	3	0	3	0	0	0	0	18
B. Johnson	3	0	2	1	0	0	0	18
Smith	3	0	3	0	0	0	0	18
Bruschi	2	0	0	2	0	0	0	12
Fauria	2	0	2	0	0	0	0	12
Brady	1	0	1	0	0	0	0	6
Centers	1	0	1	0	0	0	0	6
Chatham	1	0	0	1	0	0	0	6
Law	1	0	0	1	0	0	0	6
McGinest	1	0	0	1	0	0	0	6
Samuel	1	0	0	1	0	0	0	6
Ward	1	0	0	1	0	0	0	6
Patriots	39	9	23	7	37/38	25/34	1	348
Opponents	23	10	11	2	21/21	25/35	1	238

RUSHING	NO	YDS	AVG	LG	TD	PUNT RETURNS	NO	FC	YDS	AVG	LG	TD
Smith	182	642	3.5	30	3	T. Brown	29	13	293	10.1	23	0
Faulk	178	638	3.6	23	0	Poole	11	3	75	6.8	18	0
Cloud	27	118	4.4	42	5	Faulk	5	6	66	13.2	19	0
Centers	21	82	3.9	13	0	Branch	4	1	26	6.5	11	0
Brady	42	63	1.5	11	1	B. Johnson	1	0	2	2.0	2	0
T. Brown	6	27	4.5	11	0	Ward	0	2	0	---	---	0
Pass	6	27	4.5	11	0	Patriots	50	25	462	9.2	23	0
Branch	1	11	11.0	11	0	Opponents	38	11	240	6.3	57	1
Klecko	2	5	2.5	5	0							
Patten	1	4	4.0	4	0	KICK RETURNS	NO	YDS	AVG	LG	TD	
McCrary	3	3	1.0	4	0	B. Johnson	30	847	28.2	92	1	
Walter	2	0	0.0	0	0	Pass	11	254	23.1	36	0	
Huard	1	-1	-1.0	-1	0	Faulk	10	207	20.7	30	0	
B. Johnson	1	-12	-12.0	-12	0	Cloud	2	38	19.0	19	0	
Patriots	473	1607	3.4	42	9	Givens	2	31	15.5	20	0	
Opponents	401	1434	3.6	23	10	Klecko	2	20	10.0	10	0	

RECEIVING	NO	YDS	AVG	LG	TD	FIELD GOALS	1-19	20-29	30-39	40-49	50+
Branch	57	803	14.1	66	3	Vinateri	0/0	16/17	4/8	5/8	0/1
Faulk	48	440	9.2	27	0	Patriots	0/0	16/17	4/8	5/8	0/1
T. Brown	40	472	11.8	82	4	Opponents	1/1	8/8	8/11	7/14	1/1
Graham	38	409	10.8	38	4						
Givens	34	510	15.0	57	6						
Fauria	28	285	10.2	28	2						
Centers	19	106	5.6	14	1						
B. Johnson	16	209	13.1	45	2						
Smith	14	92	6.6	16	0						
Patten	9	140	15.6	42	1						
Ward	7	106	15.1	31	1						
Pass	4	21	5.3	11	0						
Stokes	2	38	19.0	31	0						
McCrary	2	12	6.0	9	0						
Cloud	1	8	8.0	9	0						
Andruzzi	1	0	0.0	0	0						
Patriots	320	3651	11.4	82	23						
Opponents	328	3485	10.6	67	11						

INTERCEPTIONS	NO	YDS	AVG	LG	TD
Law	6	112	18.7	65	1
o Poole	6	81	13.5	44	0
Wilson	4	18	4.5	10	0
Bruschi	3	26	8.7	18	2
Harrison	3	0	0.0	2	0
Samuel	2	55	27.5	55	1
Vrabel	2	18	9.0	14	0
Morris	1	33	33.0	33	0
McGinest	1	15	15.0	15	1
Izzo	1	0	0.0	0	0
Patriots	29	358	12.3	65	5
Opponents	13	122	9.4	37	1

STARTERS	OFFENSE	DEFENSE
WR	Troy Brown (10), David Givens (3), Bethel Johnson (3); LT Matt Light (16), LG Damien Woody (12), Mike Compton (2), Joe Andruzzi (1), Russ Hochstein (1); C Dan Koppin (15), Damien Woody (1); RG Joe Andruzzi (15), Damien Woody (1); RT Tom Ashworth (13), Adrian Klemm (3); TE Christian Fauria (13), Daniel Graham (3); WR Deion Branch (9), David Patten (5); QB Tom Brady (16); RB Kevin Faulk (8), Antowain Smith (6), Michael Cloud (1); FB Larry Centers (3), Fred McCrary (3); 3rd WR Deion Branch (2), David Givens (2), Bethel Johnson (1); 4th WR Bethel Johnson (1); 2nd TE Daniel Graham (5).	LE Bobby Hamilton (16); DT/NT Ted Washington (10), Ty Warren (4), Rick Lyle (1), Dan Klecko (1); DT/RE Richard Seymour (14), Jarvis Green (2); DE/OLB Willie McGinest (9), Jarvis Green (5), Roosevelt Colvin (2); OLB/ILB Roman Phifer (12), Willie McGinest (2), Ted Johnson (2); MLB/ILB Tedy Bruschi (16); OLB/OLB Mike Vrabel (9), Matt Chatham (4), Roman Phifer (3); LCB Ty Law (14), Tyrone Poole (1), Asante Harrison (1); RCB Tyrone Poole (15), Ty Law (1); SS Rodney Harrison (16); FS Eugene Wilson (15), Antwan Harris (1).

PUNTING	NO	YDS	AVG	NET TB	INT	LG	BLK
Walter	76	2865	37.7	33.6	3	52	1
Barnard	10	365	36.5	32.5	1	4	49
Brady	1	36	36.0	36.0	0	1	36
Patriots	88	3266	37.1	33.5	4	52	1
Opponents	90	3658	40.6	34.4	5	21	71

Sacks: Vrabel 9.5, Seymour 8.0, McGinest 5.5, Harrison 3.0, Bruschi 2.0, Colvin 2.0, Green 2.0, Washington 2.0, Chatham 1.5, Klecko 1.5, Banta-Cain 1.0, Cherry 1.0, Pleasant 1.0, Warren 1.0, Patriots 41.0, Opponents 32.0

2003 Coaching Staff: Romeo Crennel, Defensive Coordinator/Defensive Line; Brian Daboll, Wide Receivers; Jeff Davidson, Assistant Offensive Line/Tight Ends; Ivan Fears, Running Backs; John Hufnagel, Quarterbacks; Pepper Johnson, Inside Linebackers; Eric Mangini, Defensive Backs; Markus Paul, Assistant Strength and Conditioning; Rob Ryan, Outside Linebackers; Dante Scarnechia, Assistant Head Coach/Offensive Line; Brad Seely, Special Teams; Charlie Weiss, Offensive Coordinator; Mike Woicik, Strength and Conditioning.

Pro Bowl (3): CB Ty Law (4), LB Willie McGinest (2), DL Richard Seymour (2).

PASSING	ATT	CMP	YARDS	CMP%	YDS/ATT	TD	INT	LG	SK/YDS	RATING
Brady	527	317	3620	60.2	6.87	23	4.4	12	2.3	82.1
Davey	7	3	31	42.9	4.43	0	0.0	0	0.0	56.3
Faulk	1	0	0.0	0.0	0.0	0	0.0	0	0.0	39.6
Givens	1	0	0.0	0.0	0.0	0	0.0	1	100.0	0.0
Huard	1	0	0.0	0.0	0.0	0	0.0	0	0.0	39.6
Patriots	537	320	3651	59.6	6.80	23	4.3	13	2.4	82.1
Opponents	618	328	3485	53.1	5.64	11	1.8	29	4.7	67

2004 FINAL STATISTICS (14-2)

Head Coach: Bill Belichick • AFC East Division Champions • Home Stadium: Gillette Stadium

DATE	W/L	SCORE	OPPONENT	ATTENDANCE
09/06	W	27-24	Indianapolis	68,756
09/19	W	23-12	at Arizona	51,557
BYE WEEK				
10/03	W	31-17	at Buffalo	72,698
10/10	W	24-10	Miami	68,756
10/17	W	30-20	Seattle	68,756
10/24	W	13-7	N.Y. Jets	68,756
10/31	L	20-34	at Pittsburgh	64,737
11/07	W	40-22	at St. Louis	66,107
11/14	W	28-6	Buffalo	68,756
11/22	W	27-19	at Kansas City	78,431
11/28	W	24-3	Baltimore	68,756
12/05	W	42-15	at Cleveland	73,028
12/12	W	35-28	Cincinnati	68,756
12/20	L	28-29	at Miami	73,629
12/26	W	23-7	at N.Y. Jets	77,975
1/02	W	21-7	San Francisco	68,756
AFC PLAYOFFS				
1/16	W	20-3	Indianapolis	68,756
1/23	W	41-27	Pittsburgh	65,242
SUPER BOWL XXXIX (at Jacksonville, Fla.)				
2/06	W	24-21	Philadelphia	78,125

Team Statistics

	PATS	OPP
TOTAL FIRST DOWNS	344	299
Rushing	120	83
Passing	193	177
Penalty	31	30
3rd Down: Made/Att	93/206	81/209
3rd Down Pct.	45.1	38.8
4th Down: Made/Att	4/10	13/30
4th Down Pct.	40.0	43.3
POSSESSION AVG.	31:22	28:38
TOTAL NET YARDS	5722	4972
Avg. Per Game	357.6	310.8
Total Plays	1035	988
Avg. Per Play	5.5	5.0
NET YARDS RUSHING	2134	1572
Avg. Per Game	133.4	98.3
Total Rushes	524	405
NET YARDS PASSING	3588	3400
Avg. Per Game	224.3	212.5
Sacked/Yards Lost	26/162	45/311
Gross Yards	3750	3711
Att./Completions	485/293	538/315
Comp. Pct.	60.4	58.6
Had Intercepted	14	20
PUNTS/AVERAGE	56/42.9	69/41.5
NET PUNTING AVG.	56/33.7	69/36.8
PENALTIES/YARDS	101/822	118/1014
FUMBLES/BALL LOST	24/13	31/16
TOUCHDOWNS	49	31
Rushing	15	9
Passing	29	18
Returns	5	4

Score by Periods						
Patriots	87	159	102	89	0	437
Opponents	55	94	46	66	0	260

SCORING	TD	Ru	Pa	Rt	PAT	FG	S	TP
Dillon	13	12	1	0	0	0	0	140
Graham	7	0	7	0	0	0	0	42
Patten	7	0	7	0	0	0	0	42
Branch	4	0	4	0	0	0	0	24
Faulk	3	2	1	0	0	0	0	18
Givens	3	0	3	0	0	0	0	18
Fauria	2	0	2	0	0	0	0	12
B. Johnson	2	0	1	1	0	0	0	12
Vrabel	2	0	2	0	0	0	0	12
Abdullah	1	1	0	0	0	0	0	6
Brown	1	0	1	0	0	0	0	6
Gay	1	0	0	1	0	0	0	6
Green	1	0	0	1	0	0	0	6
Samuel	1	0	0	1	0	0	0	6
Seymour	1	0	0	1	0	0	0	6
Patriots	49	15	29	5	48/48	31/33	0	437
Opponents	31	9	18	4	23/23	15/18	0	260

2-Pt. Conversions: Patriots 1-1 (Dillon), Opp. 3-8

RUSHING	NO	YDS	AVG	LG	TD
Dillon	345	1635	4.7	44	12
Faulk	54	255	4.7	20	2
Pass	39	141	3.6	19	0
Cobbis	22	50	2.3	13	0
Brady	43	28	0.7	10	0
Abdullah	13	13	1.0	5	1
B. Johnson	2	8	4.0	11	0
Patten	1	5	5.0	5	0
Izzo	1	0	0.0	0	0
Davey	4	-1	-0.2	3	0
Patriots	524	2134	4.1	44	15
Opponents	405	1572	3.9	34	9

RECEIVING	NO	YDS	AVG	LG	TD
Givens	56	874	15.6	50	3
Patten	44	800	18.2	48	7
Branch	35	454	13.0	28	4
Graham	30	364	12.1	48	7
Pass	28	215	7.7	22	0
Faulk	26	248	9.5	31	1
Brown	17	184	10.8	22	1
Fauria	16	195	12.2	25	2
Dillon	15	103	6.9	20	1
B. Johnson	10	174	17.4	48	1
Weaver	8	93	11.6	25	0
Klecko	3	18	6.0	11	0
Watson	2	16	8.0	14	0
Vrabel	2	3	1.5	21	0
Abdullah	1	9	9.0	9	0
Patriots	293	3750	12.8	50	29
Opponents	315	3711	11.8	65	18

INTERCEPTIONS	NO	YDS	AVG	LG	TD
Wilson	4	51	12.8	24	0
Bruschi	3	70	23.3	36	0
Brown	3	22	7.3	17	0
Gay	2	23	11.5	13	0
Harrison	2	12	6.0	12	0
Samuel	1	34	34.0	34	1
McGinest	1	27	27.0	27	0
Phifer	1	26	26.0	26	0
Poole	1	21	21.0	21	0
Banta-Cain	1	4	4.0	4	0
Law	1	0	0.0	0	0
Patriots	20	290	14.5	36	1
Opponents	14	242	17.3	65	1

PUNTING	NO	YDS	AVG	NET BT	IN20	LG	BLK
Jo Miller	56	2350	42.0	33.7	5	19	69
Patriots	56	2350	42.0	33.7	5	19	69
Opponents	69	2866	41.5	36.8	5	21	63

Sacks: McGinest 9.5, Vrabel 5.5, Colvin 5.0, Seymour 5.0, Green 4.0, Bruschi 3.5, Warren 3.5, Harrison 3.0, Wilfork 2.0, Banta-Cain 1.5, Phifer 1.5, T. Johnson 1.0.

Patriots 45.0, Opponents 26.0

PUNT RETURNS	NO	FC	YDS	AVG	LG	TD
Faulk	20	11	133	6.7	16	0
Brown	12	3	83	6.9	23	0
B. Johnson	4	1	8	2.0	6	0
Poole	2	0	6	3.0	6	0
Branch	1	0	0	0.0	0	0
Gai	1	0	0	0.0	0	0
Patriots	40	15	230	5.8	23	0
Opponents	31	7	365	11.8	71	1

KICK RETURNS	NO	YDS	AVG	LG	TD
B. Johnson	41	1016	24.8	93	1
Pass	6	115	19.2	24	0
Faulk	4	73	18.3	24	0
Kasper	3	61	20.3	21	0
Banta-Cain	1	21	21.0	21	0
Patten	1	16	16.0	16	0
Patriots	56	1302	23.3	93	1
Opponents	86	2003	23.3	98	1

FIELD GOALS	1-19	20-29	30-39	40-49	50+
Vinateri	0/0	13/13	7/7	11/12	0/1
Patriots	0/0	13/13	7/7	11/12	0/1
Opponents	1/1	5/5	5/6	2/3	2/3

Vinateri: (32G, 43G) (29G, 28G, 24G) (42G) (40G, 47N) (40G, 39G, 30G) (41G, 27G) (43G, 25G) (43G, 31G, 45G, 36G) (27G, 24G, 20G, 45G, 37G) (37G, 28G) (28G, 40G, 48G) (0/0) (28G, 29G, 50N, 26G) (0)

Opponents: (32G, 48N) (51G, 52G, 58N) (33G) (29G) (33G, 40G, 28G, 31G) (0) (19G, 29G) (0) (44G, 24G) (22G) (0) (30G) (39N)

STARTERS

Offense: WR Deion Branch (9), David Patten (6), Bethel Johnson (1), LT Matt Light (16), LG Joe Andruzzi (4), Russ Hochstetler (2), C Dan Koppin (16), RG Stephen Neal (14), Joe Andruzzi (2), RT Brandon Gorin (10), Tom Ashworth (6), TE Daniel Graham (14), Christian Fauria (2), WR David Givens (11), David Patten (3), QB Tom Brady (16), RB Corey Dillon (14), Kevin Faulk (1), FB Patrick Pass (4), Dan Klecko (2), 3rd WR David Patten (2), David Givens (1), 2nd TE Christian Fauria (8), Benjamin Watson (1), 3rd TE Ted Weaver (1).

Defense: LE Ty Warren (16), NT Keith Traylor (10), Vince Wilfork (6), RE Richard Seymour (15), Jarvis Green (1), OLB Willie McGinest (16), ILB Ted Johnson (15), Roman Phifer (1), ILB Tedy Bruschi (16), OLB Mike Marvel (15), Roosevelt Colvin (1), LCB Ty Law (7), Asante Samuel (3), Eugene Wilson (3), Earthwind Moreland (2), Randall Gay (1), RCB Randall Gay (7), Asante Samuel (5), Tyrone Poole (4), SS Rodney Harrison (16), FS Eugene Wilson (11), Don Davis (2), Dexter Reid (2), Randall Gay (1).

2004 Coaching Staff: Romeo Crennel, Defensive Coordinator; Brian Daboll, Wide Receivers; Jeff Davidson, Assistant Offensive Line/Tight Ends; Ivan Fears, Running Backs; Pepper Johnson, Defensive Line; Eric Mangini, Defensive Backs; Josh McDaniels, Quarterbacks; Matt Patricia, Coaching Assistant; Markus Paul, Assistant Strength and Conditioning; Dean Pees, Linebackers; Dante Scameccia, Assistant Head Coach/Offensive Line; Brad Seely, Special Teams; Cory Udlin, Coaching Assistant; Charlie Weis, Offensive Coordinator; Mike Woicik, Strength and Conditioning.

Pro Bowl (5): QB Tom Brady (2), LB Tedy Bruschi (1), SPT Larry Izzo (3), DL Richard Seymour (3), K Adam Vinateri (2).

PASSING	ATT	CMP	YARDS	CMP%	YDS/ATT	TD	INT	INT%	LG	SK/YDS	RATING
Brady	474	288	3692	60.8	7.79	28	5.9	14	3.0	50	26/162
Davey	10	4	54	40.0	5.40	0	0.0	0	0.0	20	0/0
Vinateri	1	1	4	100.0	4.00	1	100.0	0	0.0	4	0/0
Patriots	485	293	3750	60.4	7.73	29	6.0	14	2.9	50	26/162
Opponents	538	315	3711	58.6	6.90	18	3.3	20	3.7	65	45/311

2005 FINAL STATISTICS (10-6)

Head Coach: Bill Belichick • AFC East Division Champions • Home Stadium: Gillette Stadium

DATE	W/L	SCORE	OPPONENT	ATTENDANCE
09/08	W	30-20	Oakland	68,756
09/18	L	17-27	at Carolina	73,528
09/25	W	23-20	at Pittsburgh	64,888
10/02	L	17-41	San Diego	68,756
10/09	W	31-28	at Atlanta	71,079
10/16	L	20-28	Denver	76,571
BYE WEEK				
10/30	W	21-16	Buffalo	68,756
11/07	L	21-40	Indianapolis	68,756
11/13	W	23-16	at Miami	73,405
11/20	W	24-17	New Orleans	68,756
11/27	L	16-26	at Kansas City	78,025
12/04	W	16-3	N.Y. Jets	68,756
12/11	W	35-7	at Buffalo	71,810
12/17	W	28-0	Tampa Bay	68,756
12/26	W	31-21	at N.Y. Jets	77,569
1/01	L	26-28	Miami	68,756
AFC PLAYOFFS				
1/07	W	28-3	Jacksonville	68,756
1/14	L	13-27	at Denver	76,238

Team Statistics

TOTAL FIRST DOWNS

	PATS	OPP
Rushing	334	306
Passing	101	94
Penalty	29	33
3rd Down: Made/Att	93/221	92/219
3rd Down Pct.	42.1	42.0
4th Down: Made/Att	13/17	3/9
4th Down Pct.	76.5	33.3

POSSESSION AVG.

	PATS	OPP
TOTAL NET YARDS	5632	5283
Avg. Per Game	352.0	330.2
Total Plays	1031	997
Avg. Per Play	5.5	5.3

NET YARDS RUSHING

	PATS	OPP
Avg. Per Game	1512	1580
Total Rushes	94.5	98.8
Total Yards	439	437

NET YARDS PASSING

	PATS	OPP
Avg. Per Game	4120	3703
Sacked/Yards Lost	257.5	231.4
Gross Yards	28/202	33/223
Att./Completions	564/352	527/296
Completion Pct.	62.4	56.2
Had Intercepted	15	10

PUNTS/AVERAGE

NET PUNTING AVG.

PENALTIES/YARDS

FUMBLES/BALL LOST

TOUCHDOWNS

Rushing

Passing

Returns

Score by Periods

Patriots

Opponents

SCORING

Vinateri

Dillon

Branch

Watson

Vrabel

Pass

Dwight

Graham

Givens

Fauria

T. Brown

Brady

Ashworth

Sanders

Johnson

A. Davis

Evans

Flutie

Patriots

Opponents

RUSHING

Dillon

Pass

Evans

Faulk

Brady

Cloud

Zereoue

Givens

Cassel

Dwight

Flutie

Patriots

Opponents

NO

YDS

AVG

LG

TD

PUNT RETURNS

NO

FC

YDS

AVG

LG

TD

KICK RETURNS

NO

YDS

AVG

LG

TD

Johnson

Hobbs

Dwight

Faulk

A. Davis

Pass

Cloud

Banta-Cain

Watson

Stone

Izzo

Patriots

Opponents

FIELD GOALS

1-19

20-29

30-39

40-49

50+

Vinateri

Patriots

Opponents

STARTERS

Offense: WR Deion Branch (15); LT Nick Kaczur (11), Matt

Light (9), Tom Ashworth (2); LG Logan Mankins (16); C Dan

Koppen (9), Russ Hochstein (7); RG Stephen Neal (16); RT

Brandon Gorin (8), Tom Ashworth (8); TE Daniel Graham

(9), Christian Fauria (5), Benjamin Watson (2); WR David

Givens (10), Andre' Davis (3), Troy Brown (1); QB Tom

Brady (16); RB Corey Dillon (10), Patrick Pass (3), Kevin

Faulk (2), Heath Evans (1); FB Patrick Pass (1); 3rd WR

Bethel Johnson (1), Tim Dwight (1), Troy Brown (2), Andre'

Davis (1), 2nd TE Benjamin Watson (7), Christian Fauria

(4); 3rd TE Christian Fauria (1), Tom Ashworth (1).

Defense: L E Ty Warren (16); NT/DT Vince Wilfork (16); RE/

DT Richard Seymour (12), Jarvis Green (4); OLB/DE Willie

McGinest (11), Mike Vrabel (4), Jarvis Green (1); ILB/OLB

Mike Vrabel (12), Monty Beisel (4); ILB/MLB Teddy Bruschi

(9), Chad Brown (5), Monty Beisel (2); OLB Roosevelt Colvin

(11), Willie McGinest (5); LCB Asante Samuel (15), Hank

Poteat (1); RCB Ellis Hobbs (8), Duane Starks (6), Tyrone

Poole (1), Randall Gay (1); FS Artrell Hawkins (4), Rodney

Harrison (3), Michael Stone (3), Guss Scott (2), James

Sanders (2), Arturo Freeman (1), Randall Gay (1); FS

Eugene Wilson (16).

2005 Coaching Staff: Joel Collier, Assistant Secondary;

Brian Daboll, Wide Receivers; Ivan Fears, Running

Backs; Pepper Johnson, Defensive Line; Eric Mangini,

Defensive Coordinator; Pete Mangurian, Tight Ends; Josh

McDaniels, Quarterbacks; Harold Nash, Assistant Strength

and Conditioning; Matt Patricia, Assistant Offensive Line;

Dean Pees, Linebackers; Dante Scarnecchia, Assistant

Head Coach/Offensive Line; Brad Seely, Special Teams;

Mike Woicik, Strength and Conditioning.

Pro Bowl (2): QB Tom Brady (3), DL Richard Seymour (4).

2-Pt. Conversions: Patriots 1-4 (Evans), Opponents 1-4

PASSING	ATT	CMP	YARDS	CMP%	YDS/ATT	TD	TD%	INT	INT%	LG	SK/YDS	RATING
Brady	530	334	4110	63.0	7.75	26	4.9	14	2.6	71	26/188	92.3
Cassel	24	13	163	54.2	7.63	2	8.3	1	4.2	36	1/1	89.4
Flutie	10	5	29	50.0	2.90	0	0.0	0	0.0	13	1/13	56.3
Patriots	564	352	4322	62.4	7.66	28	5.0	15	2.7	71	28/202	91.5
Opponents	527	296	3926	56.2	7.45	25	4.7	10	1.9	85	33/223	87.8

2006 FINAL STATISTICS (12-4)

Head Coach: Bill Belichick • AFC East Division Champions • Home Stadium: Gillette Stadium

DATE	W/L	SCORE	OPPONENT	ATTENDANCE
9/10	W	19-17	Buffalo	68,766
9/17	W	24-17	at N.Y. Jets	77,595
9/24	L	7-17	Denver	68,756
10/01	W	38-13	at Cincinnati	66,035
10/08	W	20-10	Miami	68,756
BYE WEEK				
10/22	W	28-6	at Buffalo	72,180
10/30	W	31-7	at Minnesota	63,819
11/05	L	20-27	Indianapolis	68,756
11/12	L	14-17	N.Y. Jets	68,756
11/19	W	35-0	at Green Bay	70,753
11/26	W	17-13	Chicago	68,756
12/03	W	28-21	Detroit	68,756
12/10	L	0-21	at Miami	74,033
12/17	W	40-7	Houston	68,756
12/24	W	24-21	at Jacksonville	67,164
12/31	W	40-23	Tennessee	69,143
AFC PLAYOFFS				
1/07	W	37-16	N.Y. Jets	68,756
1/14	W	24-21	at San Diego	68,810
1/21	L	34-38	at Indianapolis	57,433

Team Statistics

	PATS	OPP
TOTAL FIRST DOWNS	330	264
Rushing	121	67
Passing	181	164
Penalty	28	33
3rd Down: Made/Att	96/226	75/209
3rd Down Pct.	42.5	35.9
4th Down: Made/Att	16/20	3/11
4th Down Pct.	80.0	27.3
POSSESSION AVG.	31:35	28:25
TOTAL NET YARDS	5369	4710
Avg. Per Game	335.6	294.4
Total Plays	1055	950
Avg. Per Play	5.1	5.0
NET YARDS RUSHING	1969	1507
Avg. Per Game	123.1	94.2
Total Rushes	499	388
NET YARDS PASSING	3400	3203
Avg. Per Game	212.5	200.2
Sacked/Yards Lost	29/190	44/281
Gross Yards	3590	3484
Attempts/Completions	527/326	518/294
Completion Pct.	61.9	56.8
Had Intercepted	12	22
PUNTS/AVERAGE	69/41.3	79/41.6
NET PUNTING AVG.	69/34.6	79/34.4
PENALTIES/YARDS	98/940	102/918
FUMBLES/BALL LOST	27/15	24/13
TOUCHDOWNS	46	24
Rushing	20	11
Passing	25	10
Returns	1	3

Score by Periods	1	2	3	4	OT	Total
Patriots	74	128	73	110	0	385
Opponents	32	74	80	51	0	237

SCORING	TD	Ru	Pa	Rt	PAT	FG	S	TP
Goetkowski	0	0	0	0	43/44	20/26	0	103
Dillon	13	13	0	0	0	0	0	78
Maroney	7	6	1	0	0	0	0	42
Caldwell	4	0	4	0	0	0	0	26
Brown	4	0	4	0	0	0	0	26
Faulk	3	1	2	0	0	0	0	18
Jackson	3	0	3	0	0	0	0	18
Watson	3	0	3	0	0	0	0	18
Gabriel	3	0	3	0	0	0	0	18
Graham	2	0	2	0	0	0	0	12
Gaffney	1	0	1	0	0	0	0	6
Thomas	1	0	1	0	0	0	0	6
Hobbs	1	0	1	0	0	0	0	6
Evans	1	0	1	0	0	0	0	6
Warren	0	0	0	0	0	0	1	2
Patriots	46	20	25	1	43/44	20/26	1	385
Opponents	24	11	10	3	23/23	22/30	1	237

2-Pt. Conversions: Patriots 2-2 (Brown, Caldwell), Opponents 1-4

RUSHING	NO	YDS	AVG	LG	TD
Dillon	199	812	4.1	50	13
Maroney	175	745	4.3	41	6
Faulk	25	123	4.9	11	1
Evans	27	117	4.3	35	0
Brady	49	102	2.1	22	0
Jackson	4	22	5.5	14	0
Pass	6	21	3.5	6	0
Brown	2	18	9.0	16	0
Kight	1	8	8.0	8	0
Caldwell	1	5	5.0	5	0
Cassel	2	4	2.0	5	0
Testaverde	8	-8	-1.0	-1	0
Patriots	499	1969	3.9	50	20
Opponents	388	1507	3.9	74	11

RECEIVING	NO	YDS	AVG	LG	TD
Caldwell	61	760	12.5	62	4
Watson	49	643	13.1	40	3
Brown	43	384	8.9	23	4
Faulk	43	356	8.3	43	2
Gabriel	25	344	13.8	45	3
Maroney	22	194	8.8	31	1
Graham	21	235	11.2	29	2
Dillon	15	147	9.8	52	3
Jackson	13	152	11.7	35	3
Thomas	11	159	14.5	36	1
Gaffney	11	142	12.9	33	1
Evans	7	34	4.9	11	1
Pass	2	24	12.0	16	0
Childress	2	7	3.5	5	0
Kight	1	9	9.0	9	0
Patriots	326	3590	11	62	25
Opponents	294	3484	11.9	83	10

INTERCEPTIONS	NO	YDS	AVG	LG	TD
Samuel	10	120	12.0	33	0
Vrabel	3	0	0.0	2	0
Hobbs	2	79	39.5	70	0
Scott	2	32	16.0	32	0
Sanders	1	21	21.0	21	0
Bruschi	1	8	8.0	8	0
Harrison	1	2	2.0	2	0
Hawkins	1	0	0.0	0	0
Seymour	1	0	0.0	0	0
Patriots	22	262	11.9	70	0
Opponents	12	72	6.0	38	0

PUNTING	NO	YDS	AVG	NET BT	IN20	LG	BLK
Miller	43	1848	43.0	35.8	7	12	62
Walter	16	591	36.9	33.7	0	5	47
Sauerbrun	10	408	40.8	30.7	0	2	58
Patriots	69	2947	41.3	34.6	7	19	62
Opponents	79	3283	41.6	34.4	7	27	61

Sacks: Colvin 8.5, Green 7.5, Warren 7.5, Banta-Cain 5.5, Vrabel 4.5, Seymour 4.0, Bruschi 1.5, Harrison 1.0, Sanders 1.0, Seau 1.0, Wilfork 1.0.

Patriots 44.0, Opponents 29.0

PUNT RETURNS	NO	FC	YDS	AVG	LG	TD
Faulk	31	5	330	10.6	43	0
Jackson	3	0	76	25.3	39	0
Brown	2	9	16	8.0	12	0
Patriots	36	14	422	11.7	43	0
Opponents	29	15	322	11.1	81	2

KICK RETURNS	NO	YDS	AVG	LG	TD
Maroney	28	783	28.0	77	0
Faulk	17	364	21.4	31	0
Hobbs	10	360	36.0	93	1
Banta-Cain	2	25	12.5	16	0
Jackson	1	21	21.0	21	0
Patriots	58	1553	26.8	93	1
Opponents	68	1547	22.8	70	0

FIELD GOALS	1-19	20-29	30-39	40-49	50+
Goetkowski	0/0	10/11	7/10	2/4	1/1
Patriots	0/0	10/11	7/10	2/4	1/1
Opponents	0/0	7/8	6/7	8/12	1/3

Goetkowski: (32G)(20G,29B)(37B)(48N,24G)
(35G,31G)(123G)(49G,36N,26G)(31G,21G)(52G)
(25G,27G)(136G,32G,31G,21G)(48G,49N)
(28G,26G,33N)
Opponents: (53G)(42G)(23G)(40G,45G)
(40B,40G,50N)(40G,46G)(123G,37N,31G,46N)(34G)
(44N)(45B,46G,32G)(29G,38G,49G,26G)(35G,33G)(53N)(25G,23N,27G,27G)

STARTERS

Offense: WR Reche Caldwell (14), Chad Jackson (1); LT Matt Light (16); LG Logan Mankins (16); C Dan Koppin (16); RG Stephen Neal (13), Billy Yates (3); RT Nick Kazur (9), Ryan O'Callaghan (6), Wesley Britt (1); TE Benjamin Watson (13), Daniel Graham (2), David Thomas (1); WR Troy Brown (9), Doug Gabriel (4), Jabar Gaffney (2); QB Tom Brady (16); RB Corey Dillon (13), Kevin Faulk (1); 2nd TE Daniel Graham (9), David Thomas (1); 3rd TE David Thomas (1); 3rd WR Jabar Gaffney (4); 4th WR Doug Gabriel (1), Kelvin Kight (1); FB Heath Evans (3).

Defense: LE: Ty Warren (15), Jarvis Green (1); NT/LDT Vince Wilfork (13), Mike Wright (3); RE/RTD Richard Seymour (14), Mike Wright (1), Jarvis Green (1); RE/OLB Roosevelt Colvin (8), Tully Banta-Cain (5), Jarvis Green (2), Richard Seymour (1); ILB Tedy Bruschi (14), Mike Vrabel (2); ILB/OLB Junior Seau (10), Mike Vrabel (6); AS/NT Mike Vrabel (8), Roosevelt Colvin (7); LCB Chad Scott (6), Asante Samuel (6), Ellis Hobbs (4); RCB Asante Samuel (9), Ellis Hobbs (5), Chad Scott (2); SS Rodney Harrison (10), James Sanders (5), Chad Scott (1); FS Artrell Hawkins (12), Eugene Wilson (4); 5th Defensive Back Hank Poteat (1).

2006 Coaching Staff: Joel Collier, Secondary; Brian Daboll, Wide Receivers; Ivan Fears, Running Backs; Pepper Johnson, Defensive Line; Pete Mangurian, Tight Ends; Josh McDaniels, Offensive Coordinator/Quarterbacks; Harold Nash, Assistant Strength and Conditioning; Matt Patricia, Linebackers; Dean Pees, Defensive Coordinator; Dante Scarnecchia, Assistant Head Coach/Offensive Line; Brad Seely, Special Teams; Mike Woicik, Strength and Conditioning.

Pro Bowl (2): DL Richard Seymour (5), T Matt Light (1).

PASSING	ATT	CMP	YARDS	CMP%	YDS/ATT	TD	TD%	INT	INT%	LG	SK/YDS	RATING
Brady	516	319	3529	61.8	6.8	24	4.7	12	2.3	62	26/175	87.9
Cassel	8	5	32	62.5	4.0	0	0.0	0	0.0	10	3/15	70.8
Testaverde	3	2	29	66.7	9.7	1	33.3	0	0.0	23	0/0	137.5
Patriots	527	326	3590	61.9	6.8	25	4.7	12	2.3	62	29/190	88.4
Opponents	518	294	3484	56.8	6.7	10	1.9	22	4.2	83	44/281	66.1

2007 FINAL STATISTICS (16-0)

Head Coach: Bill Belichick • AFC East Division Champions • Home Stadium: Gillette Stadium

DATE	W/L	SCORE	OPPONENT	ATTENDANCE
9/09	W	38-14	at New York Jets	77,900
9/16	W	38-14	San Diego	68,756
9/23	W	38-7	Buffalo	68,756
10/01	W	34-13	at Cincinnati	66,113
10/07	W	34-17	Cleveland	68,756
10/14	W	48-27	at Dallas	63,984
10/21	W	49-28	at Miami	71,951
10/28	W	52-7	Washington	68,756
11/04	W	24-20	at Indianapolis	57,540
BYE WEEK				
11/18	W	56-10	at Buffalo	71,338
11/25	W	31-28	Philadelphia	68,756
12/03	W	27-24	at Baltimore	71,382
12/09	W	34-13	Pittsburgh	68,756
12/16	W	20-10	New York Jets	68,756
12/23	W	28-7	Miami	68,756
12/29	W	38-35	at New York Giants	79,110
AFC PLAYOFFS				
1/12	W	31-20	Jacksonville	68,756
1/20	W	21-12	San Diego	68,756
SUPER BOWL XLII (at Glendale, Ariz.)				
2/03	L	14-17	New York Giants	71,101

Team Statistics

TOTAL FIRST DOWNS		393	278				
Rushing		124	91				
Passing		243	172				
Penalty		26	15				
3rd Down: Made/Att	92/191	63/187					
3rd Down Pct.	48.2	33.7					
4th Down: Made/Att	15/21	11/20					
4th Down Pct.	71.4	55.0					
POSSESSION AVG.		32:33	27:27				
TOTAL NET YARDS		6580	4613				
Avg. Per Game		411.3	288.3				
Total Plays		1058	933				
Avg. Per Play		6.2	4.9				
NET YARDS RUSHING		1849	1572				
Avg. Per Game		115.6	98.3				
Total Rushes		451	360				
NET YARDS PASSING		4731	3041				
Avg. Per Game		295.7	190.1				
Sacked/Yards Lost	21/128	47/340					
Gross Yards		4859	3381				
Att./Completions	586/403	526/314					
Completion Pct.	68.8	59.7					
Had Intercepted	9	19					
PUNTS/AVERAGE		45/40.5	76/43.4				
NET PUNTING AVG.		45/36.1	76/36.9				
PENALTIES/YARDS		78/690	96/764				
FUMBLES/BALL LOST		14/6	25/12				
TOUCHDOWNS		75	34				
Rushing		17	7				
Passing		50	23				
Returns		8	4				
Score by Periods		1	2	3	4	OT	Total
Patriots	134	190	104	152	0	580	
Opponents	41	96	58	79	0	274	

SCORING	TD	Ru	Pa	Rt	PAT	FG	S	TP
Moss	23	0	0	0	0	0	0	138
Gostkowski	0	0	0	0	74/74	21/24	0	137
Welker	8	0	0	0	0	0	0	48
Maroney	6	6	0	0	0	0	0	38
Watson	6	0	0	0	0	0	0	36
Gaffney	5	0	5	0	0	0	0	30
Evans	3	3	0	0	0	0	0	18
Morris	3	0	3	0	0	0	0	18
Stallworth	3	0	0	0	0	0	0	18
K. Brady	2	0	2	0	0	0	0	12
T. Brady	2	2	0	0	0	0	0	12
Eckel	2	2	0	0	0	0	0	12
Hobbs	2	0	0	2	0	0	0	12
Vrabel	2	0	0	2	0	0	0	12
Andrews	1	0	0	1	0	0	0	6
Cassel	1	0	0	0	0	0	0	6
Colvin	1	0	0	1	0	0	0	6
Faulk	1	0	0	1	0	0	0	6
Gay	1	0	0	1	0	0	0	6
Samuel	1	0	0	1	0	0	0	6
A. Thomas	1	0	0	1	0	0	0	6
Wilson	1	0	0	1	0	0	0	6
Patriots	75	17	50	8	74/74	21/24	0	580
Opponents	34	7	23	4	34/34	12/14	0	274

2-Pt. Conversions: Patriots 1-1 (Maroney), Opponents 0-0

RUSHING	NO	YDS	AVG	LG	TD
Maroney	185	835	4.5	59t	6
Morris	85	384	4.5	49	3
Faulk	62	265	4.3	14	0
Evans	34	121	3.6	11	3
T. Brady	37	98	2.6	19	2
Eckel	33	90	2.7	14	2
Welker	4	34	8.5	27	0
Cassel	4	12	3.0	15t	1
Stallworth	1	12	12.0	12	0
Watson	1	11	11.0	11	0
Gutierrez	5	-13	-2.6	-1	0
Patriots	451	1849	4.1	59t	17
Opponents	360	1572	4.4	49	7

RECEIVING	NO	YDS	AVG	LG	TD
Welker	112	1175	10.5	42	8
Moss	98	1493	15.2	65t	23
Faulk	47	383	8.1	23	1
Stallworth	46	697	15.2	69t	3
Gaffney	36	449	12.5	56t	5
Watson	36	389	10.8	35	6
K. Brady	9	70	7.8	20	2
Morris	6	35	5.8	18	0
Maroney	4	116	29.0	43	0
Evans	4	43	10.8	29	0
Vrabel	2	3	1.5	21	2
D. Thomas	1	9	9.0	9	0
Eckel	1	6	6.0	6	0
Mankins	1	-9	-9.0	-9	0
Patriots	403	4859	12.1	69t	50
Opponents	314	3381	10.8	73t	23

FIELD GOALS	1-19	20-29	30-39	40-49	50+
Gostkowski	0/0	10/10	8/9	3/5	0/0
Patriots	0/0	10/10	8/9	3/5	0/0
Opponents	0/0	5/5	2/3	4/4	1/2

INTERCEPTIONS	NO	YDS	AVG	LG	TD
Samuel	6	89	14.8	42	1
Gay	3	52	17.3	31	0
Seau	3	28	9.3	23	0
Sanders	2	43	21.5	42	0
A. Thomas	1	65	65.0	65t	1
Wilson	1	5	5.0	5t	1
Colvin	1	4	4.0	4	0
Harrison	1	2	2.0	2	0
Hobbs	1	0	0.0	0	0
Patriots	19	288	15.2	65t	3
Opponents	9	131	14.6	68t	1

PUNTING	NO	YDS	AVG	NET BT	IN20	LG	BLK
Hanson	44	1821	41.4	36.1	6	13	64
Patriots	45	1821	40.5	36.1	6	13	64
Opponents	76	3297	43.4	36.9	9	16	75

Sacks: Vrabel 12.5, Green 6.5, A. Thomas 6.5, Colvin 4, Warren 4, Seau 3.5, Bruschi 2, Harrison 2, Wilfork 2, Seymour 1.5, Hobbs 1, (group) 1, Wright 0.5.
Patriots 47.0, Opponents 21.0

2007 Coaching Staff: Nick Caserio, Wide Receivers; Joel Collier, Secondary; Don Davis, Assistant Strength and Conditioning; Ivan Fears, Running Backs; Pepper Johnson, Defensive Line; Pete Mangurian, Tight Ends; Josh McDaniels, Offensive Coordinator/Quarterbacks; Harold Nash, Assistant Strength and Conditioning; Matt Patricia, Linebackers; Dean Pees, Defensive Coordinator; Dante Scarnecchia, Assistant Head Coach/Offensive Line; Brad Seely, Special Teams; Mike Woicik, Strength and Conditioning.

Pro Bowl (8): QB Tom Brady (4), C Dan Koppen (1), T Matt Light (2), G Logan Mankins (1), WR Randy Moss (6), CB Asante Samuel (1), LB Mike Vrabel (1), NT Vince Wilfork (1).

PASSING	ATT	CMP	YARDS	CMP%	YDS/ATT	TD	INT	INT%	LG	SK/YDS	RATING
T. Brady	578	398	4806	68.9	8.31	50	8.7	8	1.4	21/128	117.2
Cassel	7	4	38	57.1	5.43	0	0.0	1	14.3	21	32.7
Gutierrez	1	1	15	100.0	15.00	0	0.0	0	0.0	15	0/0
Patriots	586	403	4859	68.8	8.29	50	8.5	9	1.5	69t	117.2
Opponents	526	314	3381	59.7	6.43	23	4.4	19	3.6	73t	116.0

**GRAB A FRESH SANDWICH FROM
7-ELEVEN® BEFORE THE NEXT GAME.**



YOU'LL BE GLAD YOU DID.



PROUD SPONSOR OF THE





All-Time Records

PATRIOTS ALL-TIME LEADERS

BOLD = player on current roster

ALL-TIME LEADING RUSHERS (Based On Rushing Yardage)

NAME	YEARS	NO.	YARDS	AVG	LG	TD
1. Sam Cunningham	1973-79,81-82	1,385	5,453	3.9	75t	43
2. Jim Nance	1965-71	1,323	5,323	4.0	65t	45
3. Tony Collins	1981-87	1,191	4,647	3.9	54	32
4. Curtis Martin	1995-97	958	3,799	4.0	70t	32
5. Don Calhoun	1975-81	820	3,391	4.1	73	23
6. John Stephens	1988-92	891	3,249	3.6	52	17
7. Corey Dillon	2004-06	753	3,180	4.2	50	37
8. Larry Garron	1960-68	763	2,981	3.9	85t	14
9. Antowain Smith	2001-03	721	2,781	3.9	44	21
10. KEVIN FAULK	1999-07	695	2,666	3.8	45t	11
11. Craig James	1984-88	585	2,469	4.2	73	11
12. Leonard Russell	1991-93	689	2,437	3.5	24	13
13. Mosti Tatupu	1978-90	612	2,415	3.9	55	18
14. Carl Garrett	1969-72	537	2,235	4.2	80t	15
15. Steve Grogan	1975-90	443	2,176	4.9	41t	35
16. Andy Johnson	1974-76,78-81	491	2,017	4.1	69t	13
17. LAURENCE MARONEY	2006-07	360	1,580	4.4	41	12
18. Ron Burton	1960-65	429	1,536	3.6	59	9
19. Horace Ivory	1977-81	329	1,336	4.1	52	14
20. Mack Herron	1973-75	353	1,298	3.7	53	9
21. Robert Perryman	1987-89	369	1,294	3.5	48	9
22. Vagas Ferguson	1980-82	290	1,163	4.0	44	5
23. Robert Edwards	1998	291	1,115	3.8	53	9
24. Jim Crawford	1960-64	302	1,078	3.6	39t	5
25. Josh Ashton	1972-74	247	950	3.8	35	3
26. Vito "Babe" Parilli	1961-67	228	949	4.2	33t	15
27. Terry Allen	1999	254	896	3.5	22t	8
28. Jim Plunkett	1971-75	159	817	5.1	37	9
29. Mark van Eeghen	1982-83	177	744	4.2	17	2
30. Robert Weathers	1982-86	159	733	4.6	77	4
31. Marion Butts	1994	243	703	2.9	26	8
32. Jon Vaughn	1991-92	144	597	4.1	36	3
33. Billy Lott	1961-63	143	573	4.0	38	8
34. Reggie Dupard	1986-89	186	571	3.1	49	6
35. John Tarver	1972-74	155	554	3.6	28	7
36. Drew Bledsoe	1993-2001	270	553	2.0	25	2
37. TOM BRADY	2000-07	276	533	1.9	22	5
38. J.R. Redmond	2000-02	164	527	3.2	20	1
39. Patrick Pass	2000-06	128	526	4.1	31	3
40. Tony Eason	1983-89	126	474	3.8	26	6
41. J.D. Garrett	1964-67	116	434	3.7	58	3
42. David Meggett	1995-97	120	432	3.6	25	3
43. HEATH EVANS	2005-07	112	430	3.8	21	3
44. Tom Yewcic	1961-66	72	424	5.9	46	4
45. Al Miller	1960	101	416	4.2	33	1
46. SAMMY MORRIS	2007	85	384	4.5	49	3
47. Kevin Turner	1992-94	96	382	4.0	49	1
48. Marvin Allen	1988-91	94	378	4.0	29	2
49. Richard Christy	1960	78	363	4.7	48	4
50. R.C. Gamble	1968-69	94	346	3.7	45	1

Top 10s

By Rushing Attempts

NAME	ATT.
1. Cunningham, S.....	1,385
2. Nance, J.....	1,323
3. Collins, T.....	1,191
4. Martin, C.....	958
5. Stephens, J.....	891
6. Calhoun, D.....	820
7. Garron, L.....	763
8. Dillon, C.....	753
9. Smith, A.....	721
10. FAULK, K.....	695

By Rushing TDs

NAME	TDs
1. Nance, J.....	45
2. Cunningham, S.....	43
3. Dillon, C.....	37
4. Grogan, S.....	35
5. Martin, C.....	32
6. Collins, T.....	32
7. Calhoun, D.....	23
8. Smith, A.....	21
9. Tatupu, M.....	18
10. Stephens, J.....	17

By Rushing Average (Minimum 450 Carries)

NAME	AVG.
1. Dillon, C.....	4.2
James, C.....	4.2
Garrett, C.....	4.2
4. Calhoun, D.....	4.1
Johnson, A.....	4.1
6. Nance, J.....	4.0
Martin, C.....	4.0
8. Cunningham, S.....	3.9
Collins, T.....	3.9
Garron, L.....	3.9
Smith, A.....	3.9
Tatupu, M.....	3.9

PATRIOTS ALL-TIME LEADERS

ALL-TIME LEADING RECEIVERS

(Based On Number Of Receptions)

NAME	YEARS	NO.	YARDS	AVG	LG	TD
1. Troy Brown, WR	1993-07	557	6,366	11.4	82t	31
2. Stanley Morgan, WR	1977-89	534	10,352	19.4	76t	67
3. Ben Coates, TE	1991-99	490	5,471	11.2	84t	50
4. Irving Fryar, WR	1984-92	363	5,726	15.8	80t	38
5. Terry Glenn, WR	1996-01	329	4,669	14.2	86t	22
6. KEVIN FAULK, RB	1999-07	323	2,818	8.7	52t	11
7. Gino Cappelletti, WR	1960-70	292	4,589	15.7	63t	42
8. Jim Colclough, WR	1960-68	283	5,001	17.7	78t	39
9. Tony Collins, RB	1981-87	261	2,356	9.0	49	12
10. Vincent Brisby, WR	1993-99	217	3,142	14.5	72	14
11. Deion Branch, WR	2002-05	213	2,744	12.9	66t	14
12. Sam Cunningham, RB	1973-79,81-82	210	1,905	9.1	41	6
Marv Cook, TE	1989-93	210	1,843	8.8	49	11
14. Russ Francis, TE	1975-80,87-88	207	3,157	15.3	53	28
15. Art Graham, WR	1963-68	199	3,107	15.6	80t	20
16. Cedric Jones, WR	1982-90	191	2,703	14.2	65t	16
17. Larry Garron, RB	1960-68	185	2,502	13.5	76t	25
18. Shawn Jefferson, WR	1996-99	178	3,081	17.3	76	14
Randy Vataha, WR	1971-76	178	3,055	17.2	88t	23
20. Michael Timpson, WR	1989-94	172	2,472	14.4	60t	8
21. David Patten, WR	2001-04	165	2,513	15.2	91t	16
22. Andy Johnson, RB	1974-76,78-81	161	1,807	11.2	53	9
23. David Givens, WR	2002-05	158	2,214	14.0	57	12
24. Harold Jackson, WR	1978-81,87	156	3,162	20.3	59	18
25. Jim Whalen, TE	1965-69	153	2,487	16.3	87t	17
26. Jim Nance, RB	1965-71	129	844	6.5	45	1
27. Reggie Rucker, WR	1971-74	126	1,884	15.0	69t	10
28. Greg McMurtry, WR	1990-93	120	1,519	12.7	65t	4
Daniel Graham, TE	2002-06	120	1,393	11.6	48	17
30. Derrick Ramsey, TE	1983-85	118	1,412	12.0	39	14
31. Lin Dawson, TE	1981-90	117	1,233	10.5	42	8
Curtis Martin, RB	1995-97	117	890	7.6	41	5
33. BENJAMIN WATSON, TE	2004-07	116	1,489	12.8	40	13
34. Stephen Starring, WR	1983-87	112	1,865	16.7	76t	11
WES WELKER, WR	2007	112	1,175	10.5	42	8
36. Ron Burton, RB	1960-65	111	1,205	10.9	73t	8
37. Darryl Stingley, WR	1973-77	110	1,883	17.1	68	14
Tony Romeo, TE	1962-67	110	1,724	15.7	62	10
39. Carl Garrett, RB	1969-72	107	1,158	10.8	80t	3
40. David Meggett, RB	1995-97	104	829	8.0	49t	1
Sam Gash, FB	1992-97	104	826	7.9	30	6
42. John Stephens, RB	1988-92	100	781	7.8	43	1
43. Don Hasselbeck, TE	1977-83	99	1,444	14.6	51	15
44. RANDY MOSS, WR	2007	98	1,493	15.2	65t	23
45. Kevin Turner, RB	1992-94	98	856	8.7	32	6
46. Mosi Tatupu, RB	1978-90	96	843	8.8	41	2
47. Hart Lee Dykes, WR	1989-90	83	1,344	16.2	42	7
48. Don Calhoun, RB	1975-81	82	614	7.5	47	2
49. Craig James, RB	1984-88	81	819	10.1	90t	2
50. Ron Sellers, WR	1969-71	79	1,477	18.7	77	13
Christian Fauria, TE	2002-05	79	790	10.0	33	13

Top 10s

By Receiving Yds

NAME	YDS
1. Morgan, WR.....	10,352
2. Brown, WR	6,366
3. Fryar, WR.....	5,726
4. Coates, TE	5,471
5. Colclough, WR	5,001
6. Glenn, WR	4,669
7. Cappelletti, WR	4,589
8. Jackson, WR.....	3,162
9. Francis, TE	3,157
10. Brisby, WR	3,142

By Receiving TDs

NAME	TDS
1. Morgan, WR.....	67
2. Coates, TE	50
3. Cappelletti, WR	42
4. Colclough, WR	39
5. Fryar, WR.....	38
6. Brown, WR	31
7. Francis, TE	28
8. Garron, RB.....	25
9. MOSS, WR	23
Vataha, WR.....	23

By Receiving Yds Avg. (Minimum 150 Catches)

NAME	AVG.
1. Jackson, WR.....	20.3
2. Morgan, WR.....	19.4
3. Colclough, WR	17.7
4. Jefferson, WR	17.3
5. Vataha, WR.....	17.2
6. Whalen, TE	16.3
7. Fryar, WR.....	15.8
8. Cappelletti, WR	15.7
9. Graham, WR.....	15.6
10. Francis, TE	15.3

PATRIOTS ALL-TIME LEADERS

ALL-TIME LEADING PASSERS

(Based On Passing Yardage)

NAME	YEARS	ATT	CMP	YARDS	PCT	TD	INT	RTG
1. Drew Bledsoe	1993-01	4,518	2,544	29,657	56.3	166	138	75.9
2. Steve Grogan	1975-90	3,593	1,879	26,886	52.3	182	208	69.6
3. TOM BRADY	2000-07	3,642	2,294	26,370	63.0	197	86	92.9
4. Vito "Babe" Parilli	1961-67	2,412	1,140	16,747	47.3	132	138	64.8
5. Tony Eason	1983-89	1,500	876	10,732	58.4	60	48	80.6
6. Jim Plunkett	1971-75	1,503	729	9,932	48.5	62	87	59.7
7. Hugh Millen	1991-92	612	370	4,276	60.5	17	28	71.8
8. Mike Taliaferro	1968-70	680	305	3,920	44.9	27	44	49.8
9. Ed "Butch" Songin	1960-61	604	285	3,905	47.2	36	24	71.7
10. Matt Cavanaugh	1978-82	385	206	3,018	53.5	19	23	70.9
11. Marc Wilson	1989-90	415	214	2,631	51.6	9	16	62.6
12. Doug Flutie	1987-89, 05	305	148	1,871	48.5	11	14	61.0
13. Tommy Hodson	1990-92	315	171	1,809	54.3	7	11	64.1
14. Tom Yewcic	1961-66	206	87	1,374	42.2	12	12	60.2
15. Scott Zolak	1992-98	244	124	1,314	50.8	8	7	65.8
16. Tom Sherman	1968-69	226	90	1,199	39.8	12	16	45.6
17. Joe Kapp	1970	219	98	1,104	44.7	3	17	32.6
18. Tom Ramsey	1985-88	164	84	1,005	51.2	6	9	59.6
19. Scott Secules	1993	134	75	918	56.0	2	9	54.3
20. Tom Owen	1976-81	114	58	655	50.9	3	9	44.3
21. Don Trull	1967	81	27	442	33.3	1	7	20.7
22. Brian Dowling	1972-73	54	29	383	53.7	2	1	81.0
23. Ed Wilson	1965	46	20	257	43.5	1	3	41.7
24. MATT CASSEL	2005-07	39	22	253	56.4	2	2	71.8
25. Tom Greene	1960	63	27	251	42.9	1	6	20.1
26. Neil Graff	1974-75	36	19	241	52.8	2	3	57.8
27. Jeff Carlson	1992	49	18	232	36.7	1	3	33.7
28. Andy Johnson	1974-76, 78-81	13	7	194	53.8	4	1	106.6
29. Bob Bleier	1987	39	14	181	35.9	1	1	49.2
30. Richard Christy	1960	11	6	94	54.5	2	2	83.1
31. John Huarte	1966-67	20	8	88	40.0	0	2	14.2
Rohan Davey	2002-04	19	8	88	42.1	0	0	56.5
33. Mike Kerrigan	1983-84	15	7	85	46.7	0	1	32.5
34. Michael Bishop	1999-00	9	3	80	33.3	1	1	64.4
35. Dick Shiner	1973-74	10	5	68	50.0	0	1	32.5
36. John Friesz	1999-00	21	11	66	52.4	0	1	39.0
37. David Patten	2001-04	3	1	60	33.3	1	1	81.9
38. Don Westbrook	1977-81	2	2	52	100.0	0	0	118.8
39. Bob Gladieux	1969-72	3	1	48	33.3	0	1	42.4
40. Harvey White	1960	7	3	44	42.9	0	0	64.0
41. Larry Garron	1960-68	6	1	39	16.7	0	0	54.2
42. Harold Jackson	1978-81, 87	4	2	35	50.0	0	0	80.2
David Meggett	1995-97	3	1	35	33.3	1	0	118.1
44. Jim Corcoran	1968	7	3	33	42.9	0	2	17.9
45. Kim Hammond	1969-70	6	2	31	33.3	0	0	51.4
46. Mosi Tatupu	1978-90	2	2	30	100.0	1	0	158.3
47. Vinny Testaverde	2006	3	2	29	66.7	1	0	137.5
48. Jim Crawford	1960-64	2	2	27	100.0	0	0	118.8
Gino Cappelletti	1960-70	1	1	27	100.0	1	0	158.3
50. Craig James	1984-88	6	3	26	50.0	3	1	61.8

Top 10 By Passer Rating

(Minimum 200 Attempts)

NAME	RATING	NAME	RATING
1. BRADY, T.	92.9	6. Cavanaugh, M.	70.9
2. Eason, T.	80.6	7. Grogan, S.	69.6
3. Bledsoe, D.	75.9	8. Zolak, S.	65.8
4. Millen, H.	71.8	9. Parilli, V.	64.8
5. Songin, B.	71.7	10. Hodson, T.	64.1

Top 10s

By Passing Attempts

NAME	ATT
1. Bledsoe, D.	4,518
2. BRADY, T.	3,642
3. Grogan, S.	3,593
4. Parilli, V.	2,412
5. Plunkett, J.	1,503
6. Eason, T.	1,500
7. Taliaferro, M.	680
8. Millen, H.	612
9. Songin, B.	604
10. Wilson, M.	415

By Passing Comp.

NAME	COMP.
1. Bledsoe, D.	2,544
2. BRADY, T.	2,294
3. Grogan, S.	1,879
4. Parilli, V.	1,140
5. Eason, T.	876
6. Plunkett, J.	729
7. Millen, H.	370
8. Taliaferro, M.	305
9. Songin, B.	285
10. Wilson, M.	214

By Passing TDs

NAME	TDs
1. BRADY, T.	197
2. Grogan, S.	182
3. Bledsoe, D.	166
4. Parilli, V.	132
5. Plunkett, J.	62
6. Eason, T.	60
7. Songin, B.	36
8. Taliaferro, M.	27
9. Cavanaugh, M.	19
10. Millen, H.	17

By Interceptions

NAME	INT.
1. Grogan, S.	208
2. Parilli, V.	138
3. Bledsoe, D.	138
4. Plunkett, J.	87
5. BRADY, T.	86
6. Eason, T.	48
7. Taliaferro, M.	44
8. Millen, H.	28
9. Songin, B.	24
10. Cavanaugh, M.	23

By Completion % (Minimum 200 Attempts)

NAME	%
1. BRADY, T.	63.0
2. Millen, H.	60.5
3. Eason, T.	58.4
4. Bledsoe, D.	56.3
5. Hodson, T.	54.3
6. Cavanaugh, M.	53.5
7. Grogan, S.	52.3
8. Wilson, M.	51.6
9. Zolak, S.	40.8
10. Flutie, D.	48.5

PATRIOTS ALL-TIME LEADERS

ALL-TIME LEADING SCORERS

(Based On Total Points)

NAME	YEARS	TD	TD RUN	TD PA	TD RT	TWO PT	FG	PAT	TP
1. Adam Vinatieri	1996-2005	0	0	0	0	1	263	367	1,158
2. Gino Cappelletti	1960-70	42	0	42	0	2	176	346	1,130
3. John Smith	1974-83	0	0	0	0	0	128	308	692
4. Tony Franklin	1984-87	0	0	0	0	0	93	163	442
5. Stanley Morgan	1977-89	68	0	67	1	0	0	0	408
6. Ben Coates	1991-99	50	0	50	0	1	0	0	302
7. Sam Cunningham	1973-79,81-82	49	43	6	0	0	0	0	294
8. Jim Nance	1965-71	46	45	1	0	0	0	0	276
9. Tony Collins	1981-87	44	32	12	0	0	0	0	264
10. Irving Fryar	1984-92	42	1	38	3	0	0	0	252
Larry Garron	1960-68	42	14	26	2	0	0	0	252
12. STEPHEN GOSTKOWSKI	2006-07	0	0	0	0	0	41	117	240
13. Matt Bahr	1993-95	0	0	0	0	0	55	73	238
Jim Colclough	1960-68	39	0	39	0	1	0	2	238
15. Corey Dillon	2004-06	39	37	2	0	1	0	0	236
16. Curtis Martin	1995-97	37	32	5	0	2	0	0	226
17. Steve Grogan	1975-90	36	35	0	1	0	0	0	216
18. Jason Staurovsky	1988-91	0	0	0	0	0	50	57	207
19. Troy Brown	1993-07	34	0	31	3	1	0	0	206
20. Russ Francis	1975-80,87-88	28	0	28	0	0	0	0	168
21. Don Calhoun	1975-81	25	23	2	0	0	0	0	150
22. Antowain Smith	2001-03	24	21	3	0	1	0	0	146
KEVIN FAULK	1999-07	24	11	11	2	1	0	0	146
24. Randy Vataha	1971-76	24	0	23	1	0	0	0	144
25. RANDY MOSS	2007	23	0	23	0	0	0	0	138
26. Terry Glenn	1996-2001	22	0	22	0	0	0	0	132
Andy Johnson	1974-76,78-81	22	13	9	0	0	0	0	132
28. Mosi Tatupu	1978-90	21	18	2	1	0	0	0	126
29. Art Graham	1963-68	20	0	20	0	0	0	0	120
30. Ron Burton	1960-65	19	9	8	2	0	0	0	114
John Stephens	1988-92	19	17	1	1	0	0	0	114
32. Carl Garrett	1969-72	18	15	3	0	0	0	0	108
Harold Jackson	1978-81,87	18	0	18	0	0	0	0	108
Cedric Jones	1982-90	18	0	16	2	0	0	0	108
35. Charlie Gogolak	1970-72	0	0	0	0	0	20	42	102
Daniel Graham	2002-06	17	0	17	0	0	0	0	102
Horace Ivory	1977-81	17	14	2	1	0	0	0	102
David Patten	2001-04	17	1	16	0	0	0	0	102
Jim Whalen	1965-69	17	0	17	0	0	0	0	102
40. Mack Herron	1973-75	16	9	6	1	0	0	0	96
Darryl Stingley	1973-77	16	2	14	0	0	0	0	96
42. Vito "Babe" Parilli	1961-67	15	15	0	0	0	0	1	91
43. Don Hasselbeck	1977-83	15	0	15	0	0	0	0	90
Billy Lott	1961-63	15	7	8	0	0	0	0	90
45. Charlie Baumann	1991-92	0	0	0	0	0	18	31	85
46. Deion Branch	2002-05	14	0	14	0	0	0	0	84
Vincent Brisby	1993-99	14	0	14	0	0	0	0	84
Shawn Jefferson	1996-99	14	0	14	0	0	0	0	84
Derrick Ramsey	1983-85	14	0	14	0	0	0	0	84
50. Christian Fauria	2002-05	13	0	13	0	1	0	0	80
LAURENCE MARONEY	2006-07	13	12	1	0	1	0	0	80

Top 10s

By Touchdowns

NAME	TDS
1. Morgan, S.....	68
2. Coates, B.....	50
3. Cunningham, S.....	49
4. Nance, J.....	46
5. Collins, T.....	44
6. Cappelletti, G.....	42
Fryar, I.....	42
Garron, L.....	42
9. Colclough, J.....	39
Dillon, C.....	39

By Field Goal Att.

NAME	FGA
1. Cappelletti, G.....	334
2. Vinatieri, A.....	321
3. Smith, J.....	191
4. Franklin, T.....	125
5. Bahr, M.....	72
6. Staurovsky, J.....	69
7. GOSTKOWSKI, S.....	50
8. Gogolak, C.....	36
9. Baumann, C.....	27
10. Sisson, S.....	26

By Field Goals Made

NAME	FGS
1. Vinatieri, A.....	263
2. Cappelletti, G.....	176
3. Smith, J.....	128
4. Franklin, T.....	93
5. Bahr, M.....	55
6. Staurovsky, J.....	50
7. GOSTKOWSKI, S.....	41
8. Gogolak, C.....	20
9. Baumann, C.....	18
10. Davis, G.....	16

By PATs Attempted

NAME	NO.
1. Vinatieri, A.....	374
2. Cappelletti, G.....	353
3. Smith, J.....	323
4. Franklin, T.....	166
5. GOSTKOWSKI, S.....	118
6. Bahr, M.....	73
7. Staurovsky, J.....	59
8. Gogolak, C.....	42
9. Baumann, C.....	34
10. Posey, D.....	31

By PATs Made

NAME	PATS
1. Vinatieri, A.....	367
2. Cappelletti, G.....	342
3. Smith, J.....	308
4. Franklin, T.....	163
5. GOSTKOWSKI, S.....	117
6. Bahr, M.....	73
7. Staurovsky, J.....	57
8. Gogolak, C.....	42
9. Baumann, C.....	31
10. Posey, D.....	29

PATRIOTS ALL-TIME LEADERS

ALL-TIME LEADING INTERCEPTORS

By Interceptions

	Name	Years	No	Yds	Avg	Lg	TD
1.	Raymond Clayborn	1977-89	36	555	15.4	85	1
	Ty Law	1995-04	36	583	16.2	65t	6
3.	Ron Hall	1961-67	29	476	16.4	87	1
	Roland James	1982-91	29	383	13.2	46	0
	Fred Marion	1980-90	29	457	15.8	83	1
6.	Mike Haynes	1976-82	28	393	14.0	50	1
7.	Maurice Hurst	1989-95	27	263	9.7	36	1
8.	Nick Buoniconti	1962-68	24	223	9.3	41	0
	Ronnie Lippett	1984-91	24	420	17.5	73	2
10.	Asante Samuel	2003-07	22	313	14.2	55t	3
11.	Don Webb	1961-70	21	366	17.4	59	2
12.	Lawyer Milloy	1996-02	19	123	6.5	30t	1
13.	Ron Bolton	1972-75	18	116	6.4	56	0
14.	Tim Fox	1976-81	17	215	12.6	29	0
	Steve Nelson	1974-87	17	226	13.3	37	0
16.	Tom Addison	1960-67	16	103	6.4	17	1
	Rick Sanford	1979-84	16	198	12.4	99t	1
18.	Prentice McCray	1974-80	15	352	23.5	63t	2
	Ross O'Hanley	1960-65	15	288	19.2	61	1
	Chuck Shonta	1960-67	15	261	17.4	52	0
21.	Willie Clay	1996-98	13	178	13.7	53t	1
22.	TEDY BRUSCHI	1996-07	12	187	15.6	48t	4
	Dick Felt	1962-66	12	199	16.6	35	0
24.	Vincent Brown	1988-95	10	95	9.5	49t	1
	Larry Carwell	1969-72	10	186	18.6	53t	1
	Bob Howard	1975-77	10	90	9.0	44t	1
	Leroy Mitchell	1967-68	10	50	5.0	20	0
	Otis Smith	1996,2000-02	10	278	27.8	78t	2
	MIKE VRABEL	2001-07	10	68	6.8	24t	1
	Eugene Wilson	2003-07	10	74	7.4	14	1
31.	Ed Philpott	1967-71	9	91	10.1	23	0
32.	Fred Bruney	1960-62	8	125	15.6	33t	1
	Tom Hennessey	1965-66	8	113	14.1	33	0
34.	Terrell Buckley	2001-02	7	126	18.0	52t	1
	RODNEY HARRISON	2003-07	7	16	2.3	12	0
	Jerome Henderson	1991-93,96	7	52	7.4	34	0
	Sam Hunt	1975-79	7	189	27.0	68t	1
	Tyrone Poole	2003-05	7	102	14.6	44	0
	Johnny Rembert	1983-92	7	70	10.0	37	0
	Bob Suci	1963	7	277	39.6	98t	2
	Clyde Washington	1961-61	7	58	8.3	33	0
42.	John Charles	1967-69	6	110	18.3	35t	1
	ELLIS HOBBS	2005-07	6	87	14.5	70	0
	Lawrence McGrew	1980-89	6	49	8.2	27	0
	Rod McSwain	1984-90	6	89	14.8	42	0
	Ricky Reynolds	1994-96	6	24	4.0	11	0
	John Sanders	1974-76	6	75	12.5	23t	1
48.	Don Blackmon	1981-87	5	63	12.6	39	0
	Randall Gay	2004-07	5	75	15.0	31	0
	Myron Guyton	1994-95	5	86	17.2	45	0
	Mike Hawkins	1978-81	5	56	11.2	35t	1
	Honor Jackson	1972-73	5	133	26.6	55	0
	Daryl Johnson	1968-71	5	85	17.0	42	0
	Rod Shoate	1975-81	5	50	10.0	42t	1

Top 10s

By Int. Return Yds

	NAME	NO.
1.	Law, T.	583
2.	Clayborn, R.	555
3.	Hall, R.	476
4.	Marion, F.	457
5.	Lippett, R.	420
6.	Haynes, M.	393
7.	James, R.	383
8.	Webb, D.	366
9.	McCray, P.	352
10.	Samuel, A.	313

By Touchdowns

1.	Law, T.	6
2.	BRUSCHI, T.	4
3.	Samuel, A.	3
4.	Lippett, R.	2
	McCray, P.	2
	McGinest, W.	2
	Smith, O.	2
	Suci, B.	2
	Webb, D.	2
10.	Addison, T.	1
	Brown, V.	1
	Bruney, F.	1
	Buckley, T.	1
	Carwell, L.	1
	Charles, J.	1
	Clay, W.	1
	Clayborn, R.	1
	Geddes, B.	1
	Green, V.	1
	Hall, R.	1
	Hawkins, M.	1
	Haynes, M.	1
	Hitchcock, J.	1
	Howard, B.	1
	Hunt, Jim Lee	1
	Hunt, Sam	1
	Hurst, M.	1
	Katzenmoyer, A.	1
	Marion, F.	1
	Milloy, L.	1
	O'Hanley, R.	1
	Outlaw, J.	1
	Pool, D.	1
	SANDERS, J.	1
	Sanders, John	1
	Sanford, R.	1
	Shoate, R.	1
	Singleton, C.	1
	Slade, C.	1
	THOMAS, A.	1
	Thomas, H.	1
	VRABEL, M.	1
	Weishuhn, C.	1
	Whigham, L.	1
	Witt, M.	1
	Wilson, E.	1

PATRIOTS ALL-TIME LEADERS

ALL-TIME LEADING PUNTERS

By Punts

NAME	YEARS	NO	YARDS	AVG	LG	BLK
1. Rich Camarillo	1981-87	468	19,922	42.6	76	4
2. Tom Yewcic	1961-66	378	14,553	38.6	70	9
3. Jeff Feagles	1988-89	244	9,626	39.5	74	3
4. Tom Janik	1969-71	243	9,516	39.2	58	1
5. Mike Patrick	1975-78	225	8,481	37.7	64	3
5. Tom Tupa	1996-98	215	9,602	44.7	73	1
6. Ken Walter	2001-03, 2006	211	8,141	38.6	58	2
7. Lee Johnson	1999-01	203	8,578	42.3	76	1
8. Josh Miller	2004-06	175	7,682	43.6	69	1
9. Shawn McCarthy	1991-92	169	6,862	40.7	93	2
10. Terry Swanson	1967-68	127	5,081	40.0	62	2
11. Pat O'Neill	1994-95	110	4,355	39.6	57	0
12. Bruce Barnes	1973-74	100	3,738	37.4	53	0
14. Brian Hanson	1990	90	3,752	41.7	69	2
15. Eddie Hare	1979	83	3,038	36.6	58	1
16. Mike Hubach	1980-81	82	3,118	38.0	69	0

By Punt Avg.

(Minimum 100 Punts)

NAME	AVG.
1. Tupa, T.	44.7
2. Miller, J.	43.6
3. Camarillo, R.	42.6
4. Johnson, L.	42.3
5. McCarthy, S.	40.6
6. Swanson, T.	40.0
7. O'Neill, P.	39.6
9. Janik, T.	39.2
10. Walter, K.	38.6

ALL-TIME LEADING PUNT RETURNERS

(Based on Return Yardage)

NAME	YEARS	NO.	FC	YDS.	AVG	LG	TD
1. Troy Brown	1993-07	270	116	2,625	9.7	85t	3
2. Irving Fryar	1984-92	206	71	2,055	10.0	85t	3
3. David Meggett	1995-97	142	34	1,438	10.1	60t	1
4. Mike Haynes	1976-82	111	8	1,159	10.4	89t	2
5. Stanley Morgan	1977-89	92	32	960	10.4	80t	1
6. Mack Herron	1973-75	74	14	888	12.0	66	0
7. KEVIN FAULK	1999-07	84	45	769	9.2	43	0
8. Ricky Smith	1982-84	54	20	537	9.9	55	0
9. Carl Garrett	1969-72	43	2	487	11.3	62	0
10. Roland James	1980-90	42	8	400	9.5	75t	1
11. Ron Burton	1960-65	56	NA	389	6.9	62	0
12. Tim Dwight	2005	32	13	273	8.5	29	0
13. WES WELKER	2007	25	6	249	10.0	35	0
14. Bob Suci	1963	25	NA	233	9.3	22	0
15. Ronnie Harris	1993-94	26	4	227	8.7	21	0
Walter Stanley	1992	28	17	227	8.1	50	0
17. Jerome Henderson	1991-96	27	10	201	7.4	39	0
18. Billy Johnson	1966-68	23	9	195	8.5	52	0
19. Ray Crittenden	1993-94	21	7	192	9.1	30	0
20. Chris Canty	1997-98	16	7	170	10.6	36	0
21. Sammy Martin	1988-91	20	2	165	8.3	28	0
22. Tom Stephens	1960-64	19	NA	151	7.9	26	0
23. Joe Bellino	1965-67	19	8	148	7.8	18	0
Fred Bruney	1960-62	30	NA	148	4.9	11	0
25. Jay Cunningham	1965-67	22	5	140	6.4	44	0

Top 10s

By Punt Returns

NAME	NO.
1. Brown, T.	270
2. Fryar, I.	206
3. Meggett, D.	142
4. Haynes, M.	111
5. Morgan, S.	92
6. FAULK, K.	84
7. Herron, M.	74
8. Burton, R.	56
9. Smith, R.	54
10. Garrett, C.	43

By Return Average (Minimum 20 Ret.)

NAME	AVG.
1. Herron, M.	12.0
2. Garrett, C.	11.3
3. Haynes, M.	10.4
Morgan, S.	10.4
6. Meggett, D.	10.1
7. Fryar, I.	10.0
WELKER, W.	10.0
9. Smith, R.	9.9
10. Brown, T.	9.7

PATRIOTS ALL-TIME LEADERS

ALL-TIME LEADING KICKOFF RETURNERS

(Based on Return Yardage)

NAME	YEARS	NO	YARDS	AVG	LG	TD
1. KEVIN FAULK	1999-07	173	3,918	22.6	95	2
2. David Meggett	1995-97	105	2,561	24.4	62	0
3. Bethel Johnson	2003-05	102	2,557	25.1	93t	2
4. Larry Garron	1960-68	89	2,299	25.8	95	2
5. Stephen Starring	1983-87	107	2,259	21.1	53	0
6. Carl Garrett	1969-72	92	2,251	24.5	63	0
7. Sammy Martin	1988-91	88	2,012	22.9	95t	1
8. Troy Brown	1993-07	87	1,862	21.4	54	0
9. Mack Herron	1973-75	71	1,796	25.3	92t	1
10. ELLIS HOBBS	2005-07	60	1,632	27.2	108t	2
11. Raymond Clayborn	1977-89	57	1,538	27.0	101t	3
12. Ricky Smith	1982-84	67	1,505	22.5	98t	1
13. Derrick Cullors	1997-98	60	1,471	24.5	86t	1
14. Jay Cunningham	1965-67	64	1,372	21.4	45	0
15. Tony Collins	1981-87	65	1,335	20.5	46	0
16. Jon Vaughn	1991-92	54	1,281	23.7	100t	2
17. Horace Ivory	1977-81	45	1,191	26.5	98t	1
18. Ron Burton	1960-65	46	1,119	24.3	91t	1
19. J.D. Garrett	1964-67	48	1,054	22.0	42	0
20. Ray Crittenden	1993-94	47	938	20.0	44	0
21. Joe Bellino	1965-67	43	905	21.0	43	0
22. Allen Carter	1975-76	33	898	27.2	99t	1
23. Deion Branch	2002-05	36	863	24.0	63	0
24. Marvin Allen	1988-91	43	844	19.6	34	0
25. Allan Clark	1979-80	40	837	20.9	38	0
26. Willie Porter	1968-68	36	812	22.6	61	0
27. LAURENCE MARONEY	2006-07	28	783	28.0	77	0
28. Patrick Pass	2000-06	36	745	20.7	36	0
29. Dick Christy	1960	24	617	25.7	NA	0
30. Odell Lawson	1970-71	27	593	22.0	52	0
31. Andy Johnson	1974-81	28	544	19.4	41	0
32. Walter Stanley	1992	29	529	18.2	40	0
33. Irving Fryar	1984-92	26	495	19.0	47	0
34. Jess Phillips	1976-77	20	490	24.5	71	0
35. Jon Williams	1984	23	461	20.0	29	0
36. Billy Johnson	1966-68	24	453	18.9	36	0
37. Leroy Thompson	1994	18	376	20.9	30	0
38. Reggie Rucker	1971-74	15	375	25.0	43	0
39. Bob Suci	1963	17	360	21.2	35	0
40. Curtis Jackson	2000-01	15	353	23.5	47	0
41. Ron Gardin	1971	14	321	22.9	34	0
42. Chris Canty	1997-98	15	313	20.9	63	0
43. Josh Ashton	1972-74	15	309	20.6	31	0
44. Don Westbrook	1977-81	19	290	15.3	33	0
45. Sid Blanks	1969-70	13	283	21.8	29	0
46. Billy Wells	1960	11	275	25.0	NA	0
47. Erroll Tucker	1989	13	270	20.8	37	0
48. Rick Sanford	1979-84	14	261	18.6	27	0
49. Hubie Bryant	1971-72	10	252	25.2	45	0
Leon McQuay	1975	15	252	16.8	34	0

Top 10s

By Kickoff Returns

NAME	NO.
1. FAULK, K.....	173
2. Starring, S.....	107
3. Meggett, D.....	105
4. Johnson, B.....	102
5. Garrett, C.....	92
6. Garron, L.....	89
7. Martin, S.....	88
8. Brown, T.....	87
9. Herron, M.....	71
10. Smith, R.....	67

By Kickoff Return Avg.

(Minimum 20 Ret.)

NAME	AVG.
1. MARONEY, L.....	28.0
2. Carter, A.....	27.2
HOBBS, E.....	27.2
4. Clayborn, R.....	27.0
5. Ivory, H.....	26.5
6. Garron, L.....	25.8
7. Christy, D.....	25.7
8. Herron, M.....	25.3
9. Johnson, B.....	25.1
10. Cullors, D.....	24.5
Garrett, C.....	24.5
Phillips, J.....	24.5

PATRIOTS LONGEST PLAYS

RUSHING

PLAYER	YARDS	OPP.	DATE
1. Larry Garron	85t	vs BUF	10/22/61
2. Carl Garrett	80t	vs MIA	11/09/69
3. Robert Weathers	77	vs BAL (Colts)	09/04/83
Ron Burton	77	at DEN	10/23/60
5. Sam Cunningham	75t	at BUF	10/20/74
6. Craig James	73	vs STL (Cards)	12/02/84

PUNT RETURNS

PLAYER	YARDS	OPP.	DATE
1. Mike Haynes	89t	vs BUF	11/07/76
2. Troy Brown	85t	vs CLV	12/09/01
Irving Fryar	85t	at BUF	09/22/85
4. Stanley Morgan	80t	vs BAL (Colts)	11/18/79
5. Irving Fryar	77t	vs IND	11/10/85

PASSING

PLAYER	YARDS	OPP.	DATE
1. T. BRADY to D. Patten	91t	at IND	10/21/01
2. T. Eason to C. James	90t	at CHI	09/15/85
3. J. Plunkett to R. Vataha	88t	at BAL (Colts)	12/19/71
4. T. Sherman to J. Whalen	87t	at NYJ	10/27/68
5. D. Bledsoe to T. Glenn	86t	at PIT	12/06/98

INTERCEPTION RETURNS

PLAYER	YARDS	OPP.	DATE
1. Jimmy Hitchcock	100t	vs MIA	11/23/97
2. Rick Sanford	99t	at CHI	12/05/82
3. Bob Suci	98t	vs HOU (Oilers)	11/01/63
4. Victor Green	90t	at NYJ	09/15/02
5. Ron Hall	87t	at DEN	09/18/66
6. Raymond Clayborn	85t	at CLE	10/07/84
7. Fred Marion	83t	at SEA	11/17/85
8. Chris Singleton	82t	at IND	11/15/92

KICKOFF RETURNS

PLAYER	YARDS	OPP.	DATE
1. ELLIS HOBBS	108t	at NYJ	09/09/07
2. Raymond Clayborn	101t	at BAL (Colts)	12/18/77
3. Raymond Clayborn	100t	at NYJ	10/02/77
Jon Vaughn	100t	at CIN	12/20/92
5. Allan Carter	99t	at BAL (Colts)	12/21/75
Jon Vaughn	99t	at PHX	09/29/91
7. Ricky Smith	98t	vs NYJ	09/19/82
Horace Ivory	98t	at BAL (Colts)	10/19/80
9. KEVIN FAULK	95	vs NYJ	11/15/99
Sammy Martin	95t	at IND	11/27/88
Larry Garron	95t	at BUF	11/03/62

PUNTS

PLAYER	YARDS	OPP.	DATE
1. Shawn McCarthy	93	at BUF	11/03/91
2. Luke Prestridge	89	vs MIA	10/21/84
3. Bob Scarpito	87	at DEN	09/29/68
4. Luke Prestridge	82	vs NYJ	10/28/84
5. Rich Camarillo	76	vs NYJ	09/19/82
Lee Johnson	76	at CIN	09/09/01
7. Rich Camarillo	75	at CHI	09/15/85
Rich Camarillo	75	at OAK	11/01/81
9. Jeff Feagles	74	vs IND	10/02/88

FIELD GOALS

PLAYER	YARDS	OPP.	DATE
1. Adam Vinatieri	57	at Chi.	11/10/02
2. Adam Vinatieri	55	at St. L.	12/13/98
Matt Bahr	55	at Mia.	11/12/95
4. Adam Vinatieri	54	vs. Cle.	12/09/01
5. Adam Vinatieri	53	vs. K.C.	12/04/00
Jason Staurovsky	53	vs. Sea.	10/07/90
Gino Cappelletti	53	at NYJ	11/28/65
8. STEPHEN GOSTKOWSKI	52	vs. CHI	11/26/06
Adam Vinatieri	52	at Ind.	09/13/98
Adam Vinatieri	52	vs. Buff.	10/12/97
10. Adam Vinatieri	51	vs. Balt.	01/02/00
Charlie Gogolak	51	at Mia.	10/17/71
Gino Cappelletti	51	vs. Den.	11/20/64
13. Adam Vinatieri	50	at Balt.	10/06/96
Teddy Garcia	50	at Minn.	09/11/88
Tony Franklin	50	vs. LA Raid.	11/01/87
Tony Franklin	50	vs. Det.	12/08/85
Tony Franklin	50	at T.B.	10/27/85
John Smith	50	vs. K.C.	10/04/81

OPPONENTS LONGEST PLAYS

RUSHING

PLAYER	YARDS	OPP.	DATE
1. Jack Larschied	87t	at OAK	10/16/60
2. Thurman Thomas	80t	at BUF	11/18/90
O.J. Simpson	80t	vs BUF	09/16/73
4. Tony Dorsett	75t	vs DAL	09/21/81
5. Maurice Jones-Drew	74t	at JAX	12/24/06
6. Wayne Patrick	72	at BUF	10/11/69

PUNT RETURNS

PLAYER	YARDS	OPP.	DATE
1. Pacman Jones	81t	at TEN	12/31/06
2. Chris Gamble	76	at CAR	09/18/05
Andre Hastings	76	at NO	10/04/98
Goldie Sellers	76t	at KC	11/17/68
Eugene Mingo	76t	vs DEN	09/09/60
6. Mike Nelms	75t	at WAS	10/25/81
Nesby Glasgow	75t	vs BAL (Colts)	11/18/79

PASSING

PLAYER	YARDS	OPP.	DATE
1. George Shaw to Jerry Tarr	97t	vs DEN	09/21/62
2. Len Dawson to Frank Pitts	90t	at KC	11/17/68
3. Ken O'Brien to Wesley Walker	88t	at NYJ	11/24/85
4. Steve DeBerg to S. Paige	86t	vs KC	12/02/90
Clyde Grosscup to Don Maynard	86t	NY Titans	10/06/62
6. John Hadl to Lance Alworth	85t	vs SD	10/17/65
Ben Roethlisberger to Hines Ward	85t	at PIT	09/25/05

INTERCEPTION RETURNS

PLAYER	YARDS	OPP.	DATE
1. Bryant Westbrook	101t	at DET	11/23/00
2. Dick Anderson	94t	vs MIA	11/24/68
3. Ray Buchanan	90t	vs IND	12/11/94
4. Al Harris	84	at PHI	12/19/99
5. Leroy Irvin	80	vs LA Rams	11/16/80
6. Levi Johnson	76	at DET	10/10/76
7. Ty Law	74t	at NYJ	12/26/05

KICKOFF RETURNS

PLAYER	YARDS	OPP.	DATE
1. Charlie Warner	102t	vs BUF	11/07/65
2. Terrence McGee	98t	at BUF	10/03/04
3. Mercury Morris	96t	at MIA	12/06/70
4. Mercury Morris	94t	vs MIA	12/05/71
5. Ode Burrell	93t	at HOU (Oilers)	11/29/64
Elbert Dubenion	93t	at BUF	11/03/62
7. Reggie Barrow	92t	at JAX	12/07/97
8. Joe Washington	90t	vs BAL (Colts)	09/18/78
Wallace Francis	90t	at BUF	12/09/73
Al Frazier	90t	at DEN	12/03/61

PUNTS

PLAYER	YARDS	OPP.	DATE
1. Bob Parsons	81	at CHI	11/05/82
2. Joe Prokop	76	vs NYJ	11/05/89
3. James Fraser	75	at DEN	11/11/62
Brian Moorman	75	vs BUF	09/23/07
5. Reggie Roby	73	vs MIA	10/05/86
6. Mark Horan	71	vs DEN	10/27/91
Brian Moorman	71	at BUF	09/07/03
8. Lee Johnson	70	at CIN	09/23/90
Bryan Wagner	70	vs CHI	10/30/88

FIELD GOALS

PLAYER	YDS	OPP	DATE
1. Michael Koenen	58	at ATL	10/09/05
2. David Akers	57	at PHI	09/14/03
3. Morten Anderson	54	at ATL	10/01/95
Norm Johnson	54	at ATL	11/29/92
Dean Biasucci	54	vs IND	11/11/90
6. Ryan Lindell	53	vs BUF	09/10/06
Olindo Mare	53	vs. MIA	10/17/99
Jason Elam	53	at DEN	09/07/98
Pat Leahy	53	vs NYJ	10/20/85
Uwe von Schamann	53	vs MIA	10/21/79
11. John Kasay	52	at CAR	09/18/05
Pat Leahy	52	vs. NYJ	10/20/85
Raul Allegre	52	vs BAL (Colts)	09/04/83
Raul Allegre	52	at BAL (Colts)	10/09/83
Uwe von Schamann	52	vs MIA	11/13/82
Chris Bahr	52	at CIN	10/15/78
17. John Kasay	51	at CAR	09/18/05
Jason Elam	51	vs. DEN	10/08/95
Steve Christie	51	at BUF	11/11/95
Tony Franklin	51	vs MIA	11/06/88
Chris Bahr	51	at OAK	11/01/81
22. 50 Yards Accomplished Ten Times; Most Recent:			
John Hall	50	at NYJ	12/02/01

YEAR-BY-YEAR LEADERS

YEAR-BY-YEAR LEADING SCORERS

YEAR	PLAYER	TD	PAT	FG	TOTAL
1960	Gino Cappelletti.....	0	36	8	60
1961	Gino Cappelletti **.....	8	48	17	147
1962	Gino Cappelletti.....	5	38	20	128
1963	Gino Cappelletti **.....	2	35	22	113
1964	Gino Cappelletti.....	7	38	25	155
1965	Gino Cappelletti **.....	9	27	17	132
1966	Gino Cappelletti **.....	6	35	16	119
1967	Gino Cappelletti.....	3	29	16	95
1968	Gino Cappelletti.....	2	26	15	83
1969	Gino Cappelletti.....	0	26	14	68
1970	Jim Nance.....	7	0	0	42
1971	Charlie Gogolak.....	0	28	12	64
1972	Carl Garrett.....	5	0	0	30
1973	Jeff White.....	0	21	14	63
1974	John Smith.....	0	42	16	90
1975	John Smith.....	0	33	9	60
1976	John Smith.....	0	42	15	87
1977	John Smith.....	0	33	15	78
1978	Horace Ivory.....	11	0	0	66
1979	John Smith *.....	0	46	23	115
1980	John Smith *.....	0	51	26	129
1981	John Smith.....	0	37	15	82
1982	John Smith.....	0	6	5	21
1983	Tony Collins.....	10	0	0	60
1984	Tony Franklin.....	0	42	22	108

YEAR	PLAYER	TD	PAT	FG	TOTAL
1985	Tony Franklin.....	0	40	24	112
1986	Tony Franklin *.....	0	44	32	140
1987	Tony Franklin.....	0	37	15	82
1988	Robert Perryman.....	6	0	0	36
1989	Greg Davis.....	0	13	16	61
1990	Jason Staurovsky.....	0	19	16	67
1991	Jason Staurovsky.....	0	10	13	49
1992	Charlie Baumann.....	0	22	11	55
1993	Scott Sisson.....	0	15	14	57
1994	Matt Bahr.....	0	36	27	117
1995	Matt Bahr.....	0	27	23	96
1996	Adam Vinatieri.....	0	39	27	120
1997	Adam Vinatieri.....	0	40	25	115
1998	Adam Vinatieri.....	0	32	31	127
1999	Adam Vinatieri.....	0	29	26	107
2000	Adam Vinatieri.....	0	25	27	106
2001	Adam Vinatieri.....	0	41	24	113
2002	Adam Vinatieri.....	0	36	27	117
2003	Adam Vinatieri.....	0	37	25	112
2004	Adam Vinatieri*.....	0	48	31	141
2005	Adam Vinatieri.....	0	40	20	100
2006	STEPHEN GOSTKOWSKI.....	0	43	20	103
2007	RANDY MOSS.....	23	0	0	138

*NFL Leader
**AFL Leader



John Smith is the only Patriot to lead the NFL in scoring twice (1979, 1980).



Sam Cunningham led the Patriots in rushing from 1975-79, totaling 3,836 yards over the five seasons.

YEAR-BY-YEAR LEADING RUSHERS

YEAR	PLAYER	ATT	YDS	AVG	LG	TD
1960	Alan Miller.....	101	416	4.2	33	1
1961	Billy Lott.....	100	461	4.7	38	5
1962	Ron Burton.....	134	548	4.0	59	2
1963	Larry Garron.....	179	750	4.1	47 ¹	2
1964	Larry Garron.....	183	585	3.2	16	2
1965	Jim Nance.....	111	321	2.9	20	5
1966	Jim Nance *.....	299	1458	4.9	65 ¹	11
1967	Jim Nance *.....	269	1216	4.5	53	7
1968	Jim Nance.....	177	593	3.4	30 ¹	4
1969	Jim Nance.....	193	750	3.9	43	6
1970	Jim Nance.....	145	522	3.6	21	7
1971	Carl Garrett.....	181	784	4.3	38	1
1972	Josh Ashton.....	128	546	4.3	35	3
1973	Sam Cunningham.....	155	516	3.3	25	4
1974	Mack Herron.....	231	824	3.6	28	7
1975	Sam Cunningham.....	169	666	3.9	17	6
1976	Sam Cunningham.....	172	824	4.8	24	3
1977	Sam Cunningham.....	270	1015	3.8	31 ¹	4
1978	Sam Cunningham.....	199	768	3.9	52 ¹	8
1979	Sam Cunningham.....	159	563	3.5	27	5
1980	Vagas Ferguson.....	211	818	3.9	44	2
1981	Tony Collins.....	204	873	4.3	29	7
1982	Tony Collins.....	164	632	3.9	54	1
1983	Tony Collins.....	219	1049	4.8	50 ¹	10

YEAR	PLAYER	ATT	YDS	AVG	LG	TD
1984	Craig James.....	160	790	4.9	73	1
1985	Craig James.....	263	1227	4.7	65 ¹	5
1986	Craig James.....	154	427	2.8	16	4
1987	Tony Collins.....	147	474	3.2	19	3
1988	John Stephens.....	297	1168	3.9	52	4
1989	John Stephens.....	244	833	3.4	35 ¹	7
1990	John Stephens.....	212	808	3.8	26	2
1991	Leonard Russell.....	266	959	3.6	24	4
1992	Jon Vaughn.....	113	451	4.0	36	1
1993	Leonard Russell.....	300	1088	3.6	21	7
1994	Marion Butts.....	243	703	2.9	26	8
1995	Curtis Martin.....	368	1487	4.0	47	14
1996	Curtis Martin.....	316	1152	3.6	59	14
1997	Curtis Martin.....	274	1160	4.2	70 ¹	4
1998	Robert Edwards.....	291	1115	3.8	53	9
1999	Terry Allen.....	254	896	3.5	39	8
2000	KEVIN FAULK.....	164	570	3.5	18	4
2001	Antowain Smith.....	287	1157	4.0	44	12
2002	Antowain Smith.....	252	982	3.9	42 ¹	6
2003	Antowain Smith.....	182	642	3.5	30	3
2004	Corey Dillon.....	345	1635	4.7	44	12
2005	Corey Dillon.....	209	733	3.5	29	12
2006	Corey Dillon.....	199	812	4.1	50	13
2007	LAURENCE MARONEY... 185	835	4.5	59¹	6	

*AFL Leader

YEAR-BY-YEAR LEADERS

YEAR-BY-YEAR LEADING PASSERS

YEAR	PLAYER	ATT	CMP	PCT.	YDS	TD	LG	INT
1960	Butch Songin.....	392	187	47.7	2476	22	78	15
1961	Butch Songin.....	212	98	46.2	1429	14	58†	9
1962	Babe Parilli.....	253	140	55.3	1988	18	67†	8
1963	Babe Parilli.....	337	153	45.4	2335	13	77†	24
1964	Babe Parilli.....	473	228	48.2	3465	31	80†	27
1965	Babe Parilli.....	426	173	40.6	2597	18	73†	26
1966	Babe Parilli.....	382	181	47.4	2721	20	63†	20
1967	Babe Parilli.....	344	161	46.8	2317	19	79†	24
1968	Tom Sherman.....	226	90	39.8	1199	12	87†	16
1969	Mike Taliaferro.....	331	160	48.3	2160	19	77	18
1970	Joe Kapp.....	219	98	44.7	1104	3	48	17
1971	Jim Plunkett.....	328	158	48.2	2158	19	88†	16
1972	Jim Plunkett.....	355	169	47.6	2196	8	62	25
1973	Jim Plunkett.....	376	193	51.3	2550	13	64	17
1974	Jim Plunkett.....	352	173	49.1	2457	19	69†	22
1975	Steve Grogan.....	274	139	50.7	1976	11	62†	18
1976	Steve Grogan.....	302	145	48.0	1903	18	58†	20
1977	Steve Grogan.....	305	160	52.5	2162	17	68	21
1978	Steve Grogan.....	362	181	50.0	2824	15	75†	23
1979	Steve Grogan.....	423	206	48.7	3286	28	63†	20
1980	Steve Grogan.....	306	175	57.2	2475	18	71	22
1981	Steve Grogan.....	216	117	54.2	1859	7	76†	16
1982	Steve Grogan.....	122	66	54.1	930	7	62†	4
1983	Steve Grogan.....	303	168	55.4	2411	15	76†	12

YEAR	PLAYER	ATT	CMP	PCT.	YDS	TD	LG	INT
1984	Tony Eason.....	431	259	60.1	3228	23	76†	8
1985	Tony Eason.....	299	168	56.2	2156	11	90†	17
1986	Tony Eason.....	448	276	61.6	3328	19	49	10
1987	Steve Grogan.....	161	93	57.8	1183	10	40	9
1988	Doug Flutie.....	179	92	51.4	1150	8	80†	10
1989	Steve Grogan.....	261	133	51.0	1697	9	55†	14
1990	Mark Wilson.....	265	139	52.5	1625	6	36	11
1991	Hugh Millen.....	409	246	60.1	3073	9	60†	18
1992	Hugh Millen.....	203	124	61.1	1203	8	39	10
1993	Drew Bledsoe.....	429	214	49.9	2494	15	54†	15
1994	Drew Bledsoe.....	691	400	57.9	4555	25	62†	27
1995	Drew Bledsoe.....	636	323	50.8	3507	13	47†	16
1996	Drew Bledsoe.....	623	374	59.9	4086	27	84†	15
1997	Drew Bledsoe.....	522	314	60.2	3706	28	76	15
1998	Drew Bledsoe.....	481	263	54.7	3633	20	86†	14
1999	Drew Bledsoe.....	539	305	56.6	3985	19	68†	21
2000	Drew Bledsoe.....	531	312	58.8	3291	17	59	13
2001	TOM BRADY.....	413	264	63.9	2843	18	91†	12
2002	TOM BRADY.....	601	373	62.1	3764	28	49†	14
2003	TOM BRADY.....	527	317	60.2	3620	23	82†	12
2004	TOM BRADY.....	474	288	60.8	3692	28	50	14
2005	TOM BRADY.....	530	334	63.0	4110*	26	71	14
2006	TOM BRADY.....	516	319	61.8	3529	24	62†	12
2007	TOM BRADY.....	578	398	68.9*	4806*	50*	69†	8

*NFL Leader



Jim Plunkett's 88-yard touchdown pass during the 1971 season ranks as the third longest in Patriots history.



Ben Coates reigns as the only Patriots tight end to lead the team in receiving five times (1993-95, 97-98).

YEAR-BY-YEAR LEADING RECEIVERS

YEAR	PLAYER	NO	YDS	AVG	LG	TD
1960	Jim Colclough.....	49	666	13.6	61	9
1961	Gino Cappelletti.....	45	768	17.1	53	8
1962	Jim Colclough.....	40	868	21.7	78†	10
1963	Jim Colclough.....	42	793	18.8	56†	3
1964	Gino Cappelletti.....	49	865	17.7	58†	7
1965	Jim Colclough.....	40	677	16.9	41	3
1966	Art Graham.....	51	673	13.2	42	4
1967	Art Graham.....	41	606	14.8	79†	4
1968	Jim Whalen (TE).....	47	718	15.3	87†	7
1969	Carl Garrett (RB).....	29	267	9.2	34	2
1970	Ron Sellers.....	38	550	14.5	48	4
1971	Randy Vataha.....	51	872	17.1	88†	9
1972	Reggie Rucker.....	44	681	15.5	62	3
1973	Reggie Rucker.....	53	743	14.0	64	3
1974	Mack Herron (RB).....	38	474	12.5	18	5
1975	Randy Vataha.....	46	720	15.7	47	6
1976	Andy Johnson (RB).....	29	343	11.8	53	4
1977	Sam Cunningham (RB).....	42	370	8.8	35	1
1978	Russ Francis (TE).....	39	543	13.9	53	4
1979	Harold Jackson.....	45	1013	22.5	59	7
1979	Stanley Morgan.....	44	1002	22.8	63†	12
1980	Stanley Morgan.....	45	991	22.0	71	6
1981	Don Hasselbeck (TE).....	46	808	17.6	51	6
	Stanley Morgan.....	44	1029	23.4	76†	6
1982	Stanley Morgan.....	28	584	20.9	75†	3
1983	Stanley Morgan.....	58	863	14.9	50†	2

YEAR	PLAYER	NO	YDS	AVG	LG	TD
1984	Derrick Ramsey (TE).....	66	792	12.0	34	7
1985	Tony Collins (RB).....	52	549	10.6	49	2
1986	Stanley Morgan.....	84	1491	17.8	44†	10
1987	Tony Collins (RB).....	44	347	7.9	29	3
1988	Reggie Dupard (RB).....	34	232	6.8	15	0
1989	Eric Sievers (TE).....	54	615	11.4	46	0
1990	Irving Fryar.....	54	856	15.9	56	4
1991	Marv Cook (TE).....	82	808	9.9	49	3
1992	Irving Fryar.....	55	791	14.4	54†	4
1993	Ben Coates (TE).....	53	659	12.4	54†	8
1994	Ben Coates (TE).....	96	1174	12.2	62†	7
1995	Ben Coates (TE).....	84	915	10.9	35	6
1996	Terry Glenn.....	90	1132	12.6	37†	6
1997	Ben Coates (TE).....	66	737	11.2	35	8
1998	Ben Coates (TE).....	67	668	10.0	33	6
1999	Terry Glenn.....	69	1147	16.6	67	4
2000	Troy Brown.....	83	944	11.4	44†	4
	Terry Glenn.....	79	963	12.2	39†	6
2001	Troy Brown.....	101	1199	11.9	60†	5
2002	Troy Brown.....	97	890	9.2	38	3
2003	Deion Branch.....	57	803	14.1	66†	3
2004	David Givens.....	56	874	15.6	50	3
2005	Deion Branch.....	78	998	12.8	51	5
2006	Reche Caldwell.....	61	760	12.5	62†	4
2007	WES WELKER.....	112*	1175	10.5	42	8
	RANDY MOSS.....	98	1493	15.2	65†	23*

*NFL Leader

YEAR-BY-YEAR LEADERS

YEAR-BY-YEAR NET YARDS FROM SCRIMMAGE

YEAR	PLAYER	TOTAL YDS	RUSH	REC.
1960	Alan Miller	700	416	284
1961	Jim Colcough	794	37	757
	Billy Lott	794	461	333
1962	Ron Burton	1009	548	350
1963	Larry Garron	1168	750	418
1964	Larry Garron	935	585	350
1965	Gino Cappelletti	680	0	680
1966	Jim Nance	1561	1458	103
1967	Jim Nance	1412	1216	196
1968	Jim Whalen	718	0	718
1969	Carl Garrett	958	691	267
1970	Jim Nance	670	522	148
1971	Carl Garrett	1049	784	265
1972	Carl Garrett	898	488	410
1973	Reggie Rucker	742	-1	743
1974	Mack Herron	1298	824	299
1975	Sam Cunningham	919	666	253
1976	Sam Cunningham	1123	824	299
1977	Sam Cunningham	1385	1015	370
1978	Sam Cunningham	1065	768	297
1979	Harold Jackson	1025	12	1013
1980	Stanley Morgan	1027	36	991
1981	Tony Collins	1105	873	232
1982	Tony Collins	819	632	187
1983	Tony Collins	1306	1049	257

YEAR	PLAYER	TOTAL YDS	RUSH	REC.
1984	Craig James	949	790	159
1985	Craig James	1587	1227	360
1986	Stanley Morgan	1491	0	1491
1987	Tony Collins	821	474	347
1988	John Stephens	1266	1168	98
1989	John Stephens	1040	833	207
1990	John Stephens	1004	808	196
1991	Leonard Russell	1040	959	81
1992	Irving Fryar	797	6	791
1993	Leonard Russell	1333	1088	245
1994	Ben Coates	1174	0	1174
1995	Curtis Martin	1748	1487	261
1996	Curtis Martin	1485	1152	333
1997	Curtis Martin	1456	1160	296
1998	Robert Edwards	1446	1115	331
1999	Terry Glenn	1147	0	1147
2000	KEVIN FAULK	1035	570	465
2001	Troy Brown	1290	91	1199
2002	Antowain Smith	1225	982	243
2003	KEVIN FAULK	1078	638	440
2004	Corey Dillon	1738	1635	103
2005	Deion Branch	998	0	998
2006	Corey Dillon	959	812	147
2007	RANDY MOSS	1493	0	1493



Tony Collins is one of two Patriots to lead the team in net yards from scrimmage four times.



Maurice Hurst's six seasons as the leading interceptor are the most by any Patriot (1989-90, 91-94).

YEAR-BY-YEAR LEADING INTERCEPTORS

YEAR	PLAYER	NO	YDS	AVG	LG	TD
1960	Gino Cappelletti	4	68	17.0	24	0
	Harry Jacobs	4	26	6.5	14	0
1961	Don Webb	5	153	30.6	59	2
1962	Ross O'Hanley	5	83	16.6	28	0
1963	Bob Suci	8	277	36.7	98	2
1964	Ron Hall	11	148	13.5	50	0
1965	Ron Hall	3	35	11.7	29	0
1966	Ron Hall	6	159	26.5	87	0
1967	Nick Buoniconti	4	7	1.8	7	0
	Don Webb	4	91	22.8	41	0
1968	Leroy Mitchell	7	41	5.9	20	0
1969	Larry Carwell	4	114	28.5	38	0
1970	Daryl Johnson	2	51	25.5	42	0
1971	Larry Carwell	5	72	14.4	53t	1
1972	Honor Jackson	4	133	33.3	55	0
1973	Ron Bolton	6	65	10.8	56	0
1974	Ron Bolton	7	18	2.6	10	0
1975	Ron Bolton	5	33	6.6	15	0
1976	Mike Haynes	8	90	11.3	28	0
1977	Mike Haynes	5	54	10.8	22	0
1978	Mike Haynes	6	123	20.5	50	1
1979	Raymond Clayborn	5	56	11.2	27	0
1980	Raymond Clayborn	5	87	17.4	29	0
1981	Rick Sanford	3	28	9.3	21	0
	Tim Fox	3	20	6.7	20	0
1982	Mike Haynes	4	26	6.5	26	0
1983	Rick Sanford	7	24	3.4	16	0
1984	Raymond Clayborn	3	102	34.0	85	0
1985	Fred Marion	7	189	27.0	83	0
1986	Ronnie Lippett	8	76	9.5	43	0
1987	Fred Marion	4	53	13.3	25	0

YEAR	PLAYER	NO	YDS	AVG	LG	TD
1988	Raymond Clayborn	4	65	16.3	31	0
	Fred Marion	4	47	11.8	22	0
	Roland James	4	30	7.5	22	0
1989	Maurice Hurst	5	31	6.2	16t	1
1990	Maurice Hurst	4	61	15.3	36	0
	Ronnie Lippett	4	94	23.5	73	0
	Fred Marion	4	17	4.3	16	0
1991	Maurice Hurst	3	21	7.0	21	0
1992	Jerome Henderson	3	43	14.3	34	0
	Maurice Hurst	3	29	9.7	27	0
1993	Maurice Hurst	4	53	13.3	24	0
1994	Maurice Hurst	7	68	9.7	24	0
1995	Vincent Brown	4	1	0.3	1	0
1996	Willie Clay	4	50	12.5	35	0
1997	Willie Clay	6	109	18.2	53t	1
1998	Ty Law	9	133	14.8	59t	1
1999	Lawyer Milloy	4	17	4.3	17	0
2000	Ty Law	2	32	16.0	32	0
	Lawyer Milloy	2	2	1.0	2	0
	Tebucky Jones	2	20	10.0	20	0
2001	Otis Smith	5	181	36.2	78t	2
2002	Ty Law	4	33	8.3	29	0
2003	Terrell Buckley	4	50	12.5	39	0
	Ty Law	6	112	18.7	65t	1
	Tyrone Poole	6	81	13.5	44	0
2004	Eugene Wilson	4	51	12.8	24	0
2005	Asante Samuel	3	15	5.0	15	0
	ELLIS HOBBS	3	8	2.7	8	0
2006	Asante Samuel	10	120	12.0	39	0
2007	Asante Samuel	6	89	14.8	42	1

*NFL Leader

YEAR-BY-YEAR LEADERS

YEAR-BY-YEAR SACK LEADERS

Note: Sacks did not become an official statistic until 1982.

YEAR	PLAYER	SACKS
1960	Jack Rudolph, LB	3.0
1961	Rommie Loud, LB	7.0
1962	Larry Eisenhauer, DE	5.5
1963	Larry Eisenhauer, DE	9.0
1964	Larry Eisenhauer, DE	7.5
1965	Larry Eisenhauer, DE	9.5
1966	Jim Lee Hunt, DT	9.0
1967	Houston Antwine, DT	6.0
1968	Houston Antwine, DT	7.5
1969	Houston Antwine, DT	5.0
1970	Ron Berger, DE	9.0
1971	Steve Kiner, LB	6.5
1972	Julius Adams, DE	4.0
1973	Julius Adams, DE	8.0
1974	Julius Adams, DE	8.0
1975	Tony McGee, DE	9.0
1976	Tony McGee, DE	9.5

YEAR	PLAYER	SACKS
1977	Tony McGee, DE	12.0
1978	Tony McGee, DE	12.0
1979	Tony McGee, DE	10.5
1980	Julius Adams, DE	9.0
1981	Tony McGee, DE	5.5
1982	Don Blackmon, LB	4.5
1983	Andre Tippett, LB	8.5
1984	Andre Tippett, LB	18.5
1985	Andre Tippett, LB	16.5
1986	Garin Veris, DE	11.0
1987	Andre Tippett, LB	12.5
1988	Andre Tippett, LB	8.0
1989	Brent Williams, DE	8.0
1990	Brent Williams, DE	6.0
1991	Andre Tippett, LB	8.5
1992	Andre Tippett, LB	7.0
1993	Chris Slade, LB	9.0

YEAR	PLAYER	SACKS
1994	Chris Slade, LB	9.5
1995	Willie McGinest, DE	11.0
1996	Willie McGinest, DE	9.5
1997	Chris Slade, LB	9.0
1998	Henry Thomas, DT	6.5
1999	Willie McGinest, DE	9.0
2000	Willie McGinest, DE	6.0
	Greg Spires, DE	6.0
2001	Bobby Hamilton, DL	7.0
2002	RICHARD SEYMOUR, DL	5.5
	Willie McGinest, LB	5.5
2003	MIKE VRABEL, LB	9.5
2004	Willie McGinest, LB	9.5
2005	Rosevelt Colvin, LB	7.0
2006	Rosevelt Colvin, LB	7.5
	Tully Barta-Cain, LB	7.5
2007	MIKE VRABEL, LB	12.5



Tony McGee recorded six seasons as the Patriots sack leader, the most by a defensive end (1975-79, 81).



Tom Yewcic led the Patriots in punting for five years (1961-65) with an overall average of 39.3 yards.

YEAR-BY-YEAR LEADING PUNTERS

YEAR	PLAYER	NO	YARDS	AVG	LG
1960	Tom Greene	59	2235	37.9	66
1961	Tom Yewcic	62	2406	38.8	64
1962	Tom Yewcic	68	2634	38.7	56
1963	Tom Yewcic	73	2880	39.4	65
1964	Tom Yewcic	72	2787	38.7	63
1965	Tom Yewcic	76	3094	40.7	70
1966	Jim Fraser	53	2044	38.6	68
1967	Terry Swanson	65	2632	40.5	62
1968	Bob Scarpitto	34	1382	40.6	87
	Terry Swanson	62	2449	39.5	57
1969	Tom Janik	70	2903	41.5	56
1970	Tom Janik	86	3364	39.1	57
1971	Tom Janik	87	3249	37.3	58
1972	Pat Studstill	75	2859	38.1	57
1973	Bruce Barnes	55	2134	38.8	53
1974	Bruce Barnes	45	1604	35.6	50
1975	Mike Patrick	83	3223	38.8	62
1976	Mike Patrick	67	2688	40.1	52
1977	Mike Patrick	65	2354	36.2	64
1978	Jerrel Wilson	54	1921	35.6	57
1979	Eddie Hare	83	3038	36.6	58
1980	Mike Hubach	63	2392	38.0	69
1981	Rich Camarillo	47	1959	41.7	75
1982	Rich Camarillo	49	2140	43.7	76
1983	Rich Camarillo	81	3615	44.6	70

YEAR	PLAYER	NO	YARDS	AVG	LG
1984	Rich Camarillo	48	2020	42.1	61
1985	Rich Camarillo	92	3953	43.0	75
1986	Rich Camarillo	89	3746	42.1	64
1987	Rich Camarillo	62	2489	40.1	73
1988	Jeff Feagles	91	3482	38.3	74
1989	Jeff Feagles	64	2392	37.4	64
1990	Brian Hansen	90	3752	41.7	69
1991	Shawn McCarthy	66	2650	40.2	93
1992	Shawn McCarthy	103	4212	40.9	61
1993	Mike Saxon	73	3096	42.4	59
1994	Pat O'Neill	69	2841	41.2	67
1995	Pat O'Neill	41	1,514	36.9	57
	Bryan Wagner	37	1,557	42.1	57
1996	Tom Tupa	63	2,739	43.5	62
1997	Tom Tupa	78	3,569	45.8	73
1998	Tom Tupa	74	3,294	44.5	64
1999	Lee Johnson	90	3,735	41.5	58
2000	Lee Johnson	89	3,798	42.7	62
2001	Ken Walter	49	1,964	40.1	58
2002	Ken Walter	70	2,723	38.9	55
2003	Ken Walter	76	2,865	37.7	52
2004	Josh Miller	56	2,350	42.0	69
2005	Josh Miller	76	3,431	45.1	59
2006	Josh Miller	43	1,848	43.0	62
2007	CHRIS HANSON	44	1,821	41.4	64

YEAR-BY-YEAR LEADERS

YEAR-BY-YEAR LEADING KICKOFF RETURNERS

YEAR	PLAYER	NO	YDS	AVG	LG	TD	YEAR	PLAYER	NO	YDS	AVG	LG	TD
1960	Dick Christy	24	617	25.7	46	0	1985	Stephen Starring	48	1012	21.1	53	0
1961	Larry Garron	16	438	27.4	89	1	1986	Stephen Starring	36	802	22.3	52	0
1962	Larry Garron	24	686	28.5	95t	1	1987	Stephen Starring	23	445	19.3	43	0
1963	Larry Garron	28	693	24.7	58	0	1988	Sammy Martin	31	735	23.7	95t	1
1964	J.D. Garrett	32	749	23.4	42	0	1989	Sammy Martin	24	584	24.3	38	0
1965	Jay Cunningham	17	374	22.0	45	0	1990	Sammy Martin	25	515	20.6	38	0
1966	Joe Bellino	18	410	22.8	43	0	1991	Jon Vaughn	34	717	21.1	99t	1
1967	Jay Cunningham	30	627	20.0	41	0	1992	Jon Vaughn	20	564	28.2	100t	1
1968	Willie Porter	36	812	22.6	61	0	1993	Ray Crittenden	23	478	20.8	44	0
1969	Carl Garrett	28	792	28.3	63	0	1994	Ray Crittenden	24	460	19.2	36	0
1970	Odell Lawson	25	546	21.8	52	0	1995	David Meggett	38	964	25.4	62	0
1971	Carl Garrett	24	538	22.4	37	0	1996	David Meggett	34	781	23.0	54	0
1972	Carl Garrett	16	410	25.6	49	0	1997	David Meggett	33	816	24.7	61	0
1973	Mack Herron	41	1092	26.6	92t	1	1998	Derrick Cullors	45	1085	24.1	68	0
1974	Mack Herron	28	629	18.0	62	0	1999	KEVIN FAULK	39	943	24.2	95	0
1975	Allen Carter	32	879	27.5	99t	1	2000	KEVIN FAULK	38	816	21.5	40	0
1976	Jess Phillips	14	397	28.4	71	0	2001	KEVIN FAULK	33	662	20.1	42	0
1977	Raymond Clayborn*	28	869	31.0	101t	3	2002	Deion Branch	36	863	24.0	63	0
1978	Raymond Clayborn	27	636	23.6	60	0		KEVIN FAULK	26	725	27.9	87t	2
1979	Allan Clark	37	816	22.1	38	0	2003	Bethel Johnson	30	847	28.2	92t	1
1980	Horace Ivory*	36	992	27.6	98t	1	2004	Bethel Johnson	41	1016	24.8	93t	1
1981	Tony Collins	39	773	18.3	32	0	2005	Bethel Johnson	31	694	22.4	54	0
1982	Ricky Smith	24	567	23.6	98t	1	2006	LAURENCE MARONEY	28	783	28.0	77	0
1983	Ricky Smith	42	916	21.8	53	0	2007	ELLIS HOBBS	35	911	26.0	108t	1
1984	Tony Collins	26	544	20.9	46	0							

*NFL Leader



Stephen Starring is one of only four Patriots to record more than 1,000 yards on kickoff returns in a single season.



Carl Garrett averaged 15.5 yards per punt return in 1971, recording the highest single-season average by any Patriot.

YEAR-BY-YEAR LEADING PUNT RETURNERS

YEAR	PLAYER	NO	YDS	AVG	LG	TD	YEAR	PLAYER	NO	YDS	AVG	LG	TD
1960	Billy Wells	12	66	4.6	16	0	1983	Ricky Smith	38	398	10.5	55	0
1961	Fred Bruney	23	109	4.7	11	0	1984	Irving Fryar	36	347	9.6	55	0
1962	Ron Burton	21	122	5.8	22	0	1985	Irving Fryar*	37	520	14.1	85t	2
1963	Bob Suci	25	233	9.3	22	0	1986	Irving Fryar	35	336	10.5	59t	1
1964	Dave Cloutier	20	136	6.8	40	0	1987	Irving Fryar	18	174	9.7	36	0
1965	Ron Burton	15	61	4.1	12	0	1988	Irving Fryar	38	398	10.5	30	0
1966	Tom Hennessey	7	39	5.6	11	0	1989	Sammy Martin	19	164	8.6	28	0
1967	Jay Cunningham	17	105	6.2	44	0	1990	Irving Fryar	28	133	4.8	17	0
	Joe Bellino	15	129	8.6	18	0	1991	Jerome Henderson	27	201	7.4	39	0
1968	Willie Porter	22	135	6.1	24	0	1992	Walter Stanley	28	227	8.1	50	0
1969	Carl Garrett	12	159	13.3	45	0	1993	Troy Brown	25	224	9.0	19	0
1970	Carl Garrett	17	168	9.9	62	0	1994	Troy Brown	24	202	8.4	38	0
1971	Carl Garrett	8	124	15.5	50	0	1995	David Meggett	45	383	8.5	23	0
1972	Carl Garrett	6	36	6.0	27	0	1996	David Meggett	52	588	11.3	60t	1
1973	Mack Herron	27	282	10.8	54	0	1997	David Meggett	45	467	10.4	47	0
1974	Mack Herron	35	517	14.8	66	0	1998	Troy Brown	17	225	13.2	39	0
1975	Darryl Stingley	15	113	7.5	29	0	1999	Troy Brown	38	405	10.7	52	0
1976	Mike Haynes	45	608	13.5	89t	2	2000	Troy Brown	39	504	12.9	66t	1
1977	Stanley Morgan	16	220	13.8	53	0	2001	Troy Brown*	29	413	14.2	85t	2
	Mike Haynes	24	200	8.3	46	0	2002	Troy Brown	24	175	7.3	27	0
1978	Stanley Morgan	32	335	10.5	48	0	2003	Troy Brown	29	293	10.1	23	0
1979	Stanley Morgan	29	289	10.0	80t	1	2004	KEVIN FAULK	20	133	6.7	16	0
1980	Roland James	33	331	10.0	75t	1	2005	Tim Dwight	32	273	8.5	29	0
1981	Stanley Morgan	15	116	7.7	26	0	2006	KEVIN FAULK	31	330	10.6	43	0
1982	Ricky Smith	16	139	8.7	19	0	2007	WES WELKER	25	249	10.0	35	0

*NFL Leader

CONSECUTIVE RECORDS

INDIVIDUAL RECORDS

CONSECUTIVE SEASONS PLAYED

- 16 Steve Grogan (1975-90)
- 15 Troy Brown (1993-2007)
- 14 Bruce Armstrong (1987-2000)
- Steve Nelson (1974-86)

CONSECUTIVE GAMES PLAYED

- 161 Raymond Clayborn (09/18/77 to 11/22/87)
- 160 Adam Vinatieri (09/01/96 to 01/01/06)

CONSECUTIVE GAMES STARTED

- 147 Raymond Clayborn (09/03/78 to 11/22/87)
- 110 Ray Hamilton (09/16/73 to 10/26/80)

CONSECUTIVE GAMES SCORING

- 102 Adam Vinatieri (11/10/96 to 12/29/02)
- 101 John Smith (09/28/75 to 10/02/83)

CONSECUTIVE GAMES SCORING TD

- 7 Curtis Martin (10/13/96 to 11/24/96)
- 6 Robert Edwards (09/07/98 to 10/19/98)
- 5 **RANDY MOSS (10/14/07 to 11/18/07)**
- Daniel Graham (12/27/03 to 10/10/04)
- Curtis Martin (10/23/95 to 11/9/95)
- Michael Timpson (12/26/93 to 09/18/94)
- Horace Ivory (10/22/78 to 11/19/78)
- Jimmy Colclough (11/11/62 to 12/09/62)

CONSECUTIVE GAMES RUSHING TD

- 7 Curtis Martin (10/13/96 to 11/24/96)
- 6 Robert Edwards (09/07/98 to 10/19/98)
- 5 Curtis Martin (10/23/95 to 11/9/95)
- Horace Ivory (10/22/78 to 11/19/78)

CONSECUTIVE GAMES RECEIVING TD

- 5 **RANDY MOSS (10/14/07 to 11/18/07)**
- Daniel Graham (12/27/03 to 10/10/04)
- Michael Timpson (12/26/93 to 09/18/94)
- Jimmy Colclough (11/11/62 to 12/09/62)
- 4 Stanley Morgan (09/21/86 to 10/12/86)
- Stanley Morgan (09/07/80 to 09/29/80)
- Art Graham (12/11/66 to 09/17/67)

CONSECUTIVE GAMES PASSING TD

- 19 **TOM BRADY (12/17/06 to 12/09/07)**
- 14 Babe Parilli (12/03/61 to 09/08/63)
- 13 **TOM BRADY (12/14/03 to 11/22/04)**
- 12 Drew Bledsoe (12/05/93 to 10/16/94)
- 11 Drew Bledsoe (12/21/96 to 11/16/97)
- TOM BRADY (12/22/01 to 11/10/02)**
- TOM BRADY (12/11/05 to 10/30/06)**

CONSECUTIVE GAMES NONE INTERCEPTED

- 6 Tony Eason (09/07/86 to 10/26/86)
- 5 Drew Bledsoe (10/23/95 to 11/19/95)

CONSECUTIVE ATTEMPTS NONE INTERCEPTED

- 179 Drew Bledsoe (10/23/95 to 11/26/95)
- 178 Tony Eason (12/22/85 to 10/26/86)
- 173 **TOM BRADY (10/01/07 to 11/04/07)**
- 164 **TOM BRADY (11/30/03 to 09/09/04)**

CONSECUTIVE ATT. WITHOUT INT. TO START CAREER

- 162 **TOM BRADY (11/23/00 to 10/28/01)***

CONSECUTIVE GAMES RECEPTIONS MADE

- 63 Ben Coates (12/27/92 to 12/15/96)
- 42 Jim Colclough (09/09/60 to 09/08/63)

CONSECUTIVE RECEPTIONS MADE FOR TDs

- 8 **MIKE VRABEL (09/28/02 to 10/28/07)**
- 3 Derrick Ramsey (11/18/84)
- Harold Jackson (09/09/79)

CONSECUTIVE GAMES INTERCEPTIONS MADE

- 4 Mike Haynes (11/07/76 to 11/28/76)
- 3 Ty Law (11/26/95 to 12/10/95)
- Myron Guyton (11/12/96 to 11/26/95)
- Asante Samuel (9/23/07 to 10/7/07)

CONSECUTIVE FGs MADE

- 25 Adam Vinatieri (11/24/96 to 11/09/97)
- 23 Adam Vinatieri (10/10/04 to 12/26/04)
- 16 Adam Vinatieri (10/08/00 to 12/04/00)
- 14 Tony Franklin (10/26/86 to 11/23/86)

CONSECUTIVE GAMES FG MADE

- 17 Matt Bahr (12/18/94 to 12/16/95)
- 17 Tony Franklin (11/24/85 to 11/23/86)

CONSECUTIVE PATs MADE

- 117 Adam Vinatieri (10/27/96 to 10/31/99)
- 105 Gino Cappelletti (12/08/63 to 12/18/66)

TEAM RECORDS

CONSECUTIVE VICTORIES (INCLUDING PLAYOFFS)

- 21 Oct. 5, 2003 to Oct. 24, 2004*
- 18 Sept. 9, 2007 to Jan. 20, 2008
- 12 Nov. 25, 2001 to Sept. 22, 2002

CONSECUTIVE VICTORIES

- 19 Dec. 17, 2006 to Dec. 29, 2007* (Active Entering 2008)

- 18 Oct. 5, 2003 to Oct. 24, 2004

- 9 Nov. 25, 2001 to Sept. 22, 2002

- 8 Nov. 3, 1994 to Sept. 3, 1995

CONSECUTIVE VICTORIES (PLAYOFFS ONLY)

- 10 Jan. 19, 2002 to Jan. 7, 2006*

- 3 Dec. 28, 1985 to Jan. 12, 1986

CONSECUTIVE SHUTOUT VICTORIES

- 2 vs. Miami, Dec. 12, 1982 and

- at Seattle Dec. 19, 1982

CONSECUTIVE VICTORIES AT HOME

- 18 Dec. 29, 2002 to Sept. 8, 2005

- 11 Nov. 26, 2006 to Dec. 23, 2007 (Active Entering 2008)

- 10 Sept. 19, 1976 to Oct. 30, 1977

CONSECUTIVE VICTORIES ON ROAD

- 10 Dec. 24, 2006 to Dec. 29, 2007 (Active Entering 2008)

- 7 Oct. 19, 2003 to Oct. 3, 2004

- Dec. 11, 2005 to Nov. 19, 2006

- 6 Oct. 19, 1986 to Dec. 22, 1986

- Sept. 10, 1978 to Nov. 19, 1978

CONSECUTIVE LOSSES

- 14 Sept. 23, 1990 to Sept. 1, 1991

- 10 Dec. 22, 1991 to Nov. 8, 1992

- 9 Oct. 25, 1981 to Dec. 20, 1981

- Oct. 8, 1972 to Dec. 3, 1972

- Sept. 27, 1970 to Nov. 22, 1970

CONSECUTIVE LOSSES AT HOME

- 10 Dec. 3, 1989 to Sept. 22, 1991

- 6 Nov. 3, 1974 to Sept. 28, 1975

- Oct. 15, 1972 to Sept. 23, 1973

- Sept. 27, 1970 to Dec. 13, 1970

CONSECUTIVE LOSSES ON ROAD

- 8 Sept. 13, 1981 to Dec. 20, 1981

- Dec. 6, 1970 to Dec. 12, 1971

- Oct. 6, 1968 to Oct. 26, 1969

CONSECUTIVE GAMES SCORING

- 149 Nov. 28, 1993 to Dec. 29, 2002

- 125 Dec. 28, 1975 to Nov. 13, 1983

CONSECUTIVE QUARTERS PATRIOTS SCORELESS

- 10 Nov. 22, 1992 (vs. NYJ, 2nd half)

- to Dec. 6, 1992 (vs. Indianapolis)

CONSECUTIVE SHUTOUT QUARTERS RECORDED

- 8 Dec. 12, 1982 (vs. Miami) to Dec. 19, 1982 (at Seattle)

CONSECUTIVE QUARTERS NOT ALLOWING A TD

- 10 Dec. 5, 1982 (at Chicago, 2nd half) thru

- Dec. 19, 1982 (at Seattle)

- (Shutout victories vs. Miami 12/12/82

- and at Seattle 12/19/82)

CONSECUTIVE SERIES GAME PATRIOTS VICTORIES

- 11 Buffalo Bills, Jan. 2, 1983 to Dec. 20, 1987

- 10 San Diego Chargers, Dec. 2, 1973 to Oct. 14, 2001

- 9 Buffalo Bills, Dec. 27, 2003 to Nov. 18, 2007 (Active)

CONSECUTIVE SERIES GAME PATRIOTS LOSSES

- 10 Denver Broncos, Nov. 4, 1984 to Sept. 7, 1998

- 9 New York Jets, Dec. 18, 1966 to Nov. 22, 1970

- Miami Dolphins, Sept. 17, 1989 to Nov. 21, 1993

*-NFL RECORD

PATRIOTS INDIVIDUAL RECORDS

The following records relate to service with the Patriots and reflect only regular season activity; postseason playoff competition is excluded.
 Number of games per season: 1960-1977 (14); 1978-81 (16); 1982 (9); 1983-86 (16); 1987 (15), and 1988-07 (16).
underline = record set in 2007; **bold** = player on current roster

SERVICE		
MOST		
Seasons —	16	Steve Grogan, 1975-90
	15	Troy Brown, 1993-07
		Julius Adams, 1971-77, 79-85, 87
	14	Bruce Armstrong, 1987-2000
		Steve Nelson, 1974-87
	13	Raymond Clayborn, 1977-89
		John Hannah, 1973-85
		Stanley Morgan, 1977-89
		Mosi Tatupu, 1978-90

Games (100 Games Played) —		
Player, Pos.	Games	Years
1. Bruce Armstrong, OT	212	1987-00
2. Julius Adams, DE	206	1971-87*
3. Mosi Tatupu, RB	194	1978-90
4. Troy Brown, WR	192	1993-07
5. Raymond Clayborn, CB	191	1977-89
6. John Hannah, OG	183	1973-85
7. Stanley Morgan, WR	180	1977-89
8. Tedy Bruschi, LB	176+	1996-07
9. Steve Nelson, LB	174	1974-87
10. Willie McGinest, LB	171	1994-05
Adam Vinatieri, K	160c	1996-05
Tom Neville, OT	160	1965-77
13. Pete Brock, C	154	1976-87
14. Gino Cappelletti, K/WR	152c	1960-70
15. Andre Tippett, LB	151	1982-93^
16. Bill Lenkaitis, C	151	1971-81
17. Steve Grogan, QB	149	1975-90
18. Roland James, SS	145	1980-90
19. Fred Marion, FS	144	1982-91
20. Ben Coates, TE	142	1991-99
Houston Antwine, DT	142	1961-71
22. Jim Lee Hunt, DT	141	1960-70
Ty Law, CB	141	1995-04
24. Len St. Jean, OG	140c	1964-73
25. Don Webb, DB	134	1961-71
26. Ray Hamilton, NT	132	1973-81
27. Jon Morris, C	130	1964-74
28. Irving Fryar, WR	129	1984-92
29. Chris Slade	127	1993-00
30. Johnny Rembert, LB	126	1983-92
31. Ted Johnson, LB	125	1995-04
Lonie Paxton, LS	125+	2000-07
33. Drew Bledsoe, QB	124	1993-01
Jim Colclough, WR	124	1960-68
Steve King, LB	124	1973-81
Charlie Long, OT	124	1961-69
37. Vincent Brown, LB	123	1988-95
38. Kevin Faulk, RB	122+	1999-07
Ronnie Lippett, CB	122	1983-91
Lawrence McGrew, LB	122	1980-89
41. Brent Williams, DE	121	1986-93
Cedric Jones, WR	120	1982-90
43. Sam Adams, OG	119	1972-80
Ed Reynolds, LB	119	1983-91
Tony McGee, DE	119	1974-81
46. John Smith, K	116	1974-83
47. Larry Eisenhauer, DE	115	1961-69
48. Tom Brady, QB	112+	2000-07
Lawyer Milloy, S	112	1996-02
Bob Dee, DE	112c	1960-67
51. Larry Izzo, LB	111+	2001-07

c - consecutive games played + - active status
 * - J. Adams DNP in 1986. ^ - A. Tippett DNP in 1989.

SCORING	
MOST POINTS	
Career —	1,158 Adam Vinatieri, 1996-05
	1,130 Gino Cappelletti, 1960-70
	692 John Smith, 1974-82
	442 Tony Franklin, 1984-87
	408 Stanley Morgan, 1977-89
Season —	155 Gino Cappelletti, 1964 (7-td, 36-xp*, 25-fg)
	147 Gino Cappelletti, 1961 (8-td, 48-xp, 17-fg)
	141 Adam Vinatieri, 2004 (48-xp, 31-fg)
	140 Tony Franklin, 1986 (44-xp, 32-fg)
	138 Randy Moss, 2007 (23-td)
Game —	28 Gino Cappelletti vs. Hou., Dec. 18, 1965
	(2-td, 4-xp, 4-fg)
	24 Randy Moss at Buf., Nov. 18, 2007 (4-td)
	24 Gino Cappelletti vs. Buf., Nov. 15, 1964
	(3-td, 6-xp*)
Most Seasons Leading League —	5 Gino Cappelletti, 1961, 63-66
	2 John Smith, 1979, 1980

TOUCHDOWNS	
MOST	
Career —	68 Stanley Morgan, 1977-89 (67-p, 1-rt)
	50 Ben Coates, 1991-99 (50-p)
	49 Sam Cunningham, 1973-79, 1981-82
	(43-r, 6-p)
	46 Jim Nance, 1965-71 (45-r, 1-p)
	42 Gino Cappelletti, 1960-70 (42-p)
	Larry Garon, 1960-68 (15-r, 26-p, 1-rt)
Season —	23 Randy Moss, 2007 (23-r)
	17 Curtis Martin, 1996 (14-r, 3-p)
	15 Curtis Martin, 1995 (14-r, 1-p)
	13 Corey Dillon, 2006 (13-r)
	Corey Dillon, 2005 (12-r, 1-p)
	Corey Dillon, 2004 (12-r, 1-p)
	Antowain Smith, 2001 (12-r, 1-p)
	Stanley Morgan, 1979 (12-p, 1-rt)
	Steve Grogan, 1976 (12-r, 1-f)
	12 Mack Herron, 1974 (7-r, 5-p)
	11 Horace Ivory, 1978 (11-r)
	Sam Cunningham, 1974 (9-r, 2-p)
	Jim Nance, 1966 (11-r)
	Billy Lott, 1961 (5-r, 6-p)
	10 Stanley Morgan, 1986 (10-p)
	Irving Fryar, 1985 (1-r, 7-p, 2-rt)
	Tony Collins, 1983 (10-r)
	Andy Johnson, 1976 (6-r, 4-p)
	Jim Colclough, 1962 (10-p)
Game —	4 Randy Moss at Buffalo, Nov. 18, 2007 (4-p)
	3 Accomplished 19 times; Most recent:
	Corey Dillon vs. Detroit, Dec. 3, 2006
	(3-r)

*includes one two-point conversion

PATRIOTS INDIVIDUAL RECORDS

PAT KICKS

MOST ATTEMPTS

Career — 374 Adam Vinatieri, 1996-05
 353 Gino Cappelletti, 1960-70
 323 John Smith, 1974-83
 166 Tony Franklin, 1984-87
118 Stephen Gostkowski, 2006-07

Season — **74 Stephen Gostkowski, 2007**
 51 John Smith, 1980
 50 Gino Cappelletti, 1961
 48 Adam Vinatieri, 2004
 49 John Smith, 1979

Game — **8 Stephen Gostkowski at Buffalo, Nov. 18, 2007**
 David Posey vs. N.Y. Jets, Oct. 29, 1978
 John Smith vs. N.Y. Jets, Sept. 9, 1979
 7 Gino Cappelletti vs. Buffalo, Oct. 22, 1961
 John Smith vs. Oakland, Oct. 3, 1976

MOST MADE

Career — 367 Adam Vinatieri, 1996-05
 342 Gino Cappelletti, 1960-70
 308 John Smith, 1974-83
 163 Tony Franklin, 1984-87
117 Stephen Gostkowski, 2006-07

Season — **74 Stephen Gostkowski, 2007**
 51 John Smith, 1980
 48 Adam Vinatieri, 2004
 Gino Cappelletti, 1961
 46 John Smith, 1979

Game — **8 Stephen Gostkowski at Buffalo, Nov. 18, 2007**
 John Smith vs. N.Y. Jets, Sept. 9, 1979

MISC. SCORING

SAFETY

Game — 1 Accomplished 21 times, most recent:
Ty Warren vs. Buffalo, Sept. 10, 2006

Season — 2 Don Blackmon at Tampa Bay,
 10-27-85 and vs. Green Bay, 9-8-85
 (NOTE: See fumble section for scoring on fumbles)

MISSED FG RETURNED FOR TD

91 yds Ron Burton vs. Denver, Nov. 11, 1962

BLOCKED FG RETURNED FOR TD

71 yds Raymond Clayborn at Houston, Oct. 18, 1987
 65 yds Mike Haynes at N.Y. Jets, Oct. 5, 1980
 45 yds Larry Carwell vs. Cincinnati, Sept. 17, 1971

BLOCKED PUNT RETURNED FOR TD

31 yds Rod McSwain at L.A. Rams, Nov. 16, 1986
 20 yds Don Webb vs. San Diego, Dec. 17, 1961
 17 yds Mosi Tatupu at New Orleans, Nov. 30, 1986
 8 yds Rick Sanford vs. Baltimore, Nov. 18, 1979
4 yds Teddy Bruschi vs. Baltimore, Oct. 6, 1996
 3 yds Willie Scott vs. Indianapolis, Nov. 22, 1987
 0 yds Leroy Moore vs. Oakland, Nov. 17, 1961

FIELD GOALS

MOST ATTEMPTS

Career — 334 Gino Cappelletti, 1960-70
 321 Adam Vinatieri, 1996-05
 191 John Smith, 1974-83
 125 Tony Franklin, 1984-87
 72 Matt Bahr, 1993-95
 69 Jason Staurovsky, 1988-91

Season — 41 Tony Franklin, 1986
 39 Adam Vinatieri, 1998
 38 Gino Cappelletti, 1963
 37 Gino Cappelletti, 1962
 Gino Cappelletti, 1964
 35 Adam Vinatieri, 1996
 34 Matt Bahr, 1994
 John Smith, 1980
 Gino Cappelletti, 1969

Game —
 7 Jason Staurovsky, vs. Ind., Dec. 3, 1989
 Gino Cappelletti vs. Cin., Nov. 16, 1969
 Gino Cappelletti vs. Buf., Sept. 24, 1967
 Gino Cappelletti vs. S.D., Sept. 20, 1964
6 Adam Vinatieri vs. Jax, Sept. 22, 1996
 Gino Cappelletti vs. NYJ, Sept. 27, 1964
 Gino Cappelletti at Denver, Oct. 4, 1964
 Gino Cappelletti vs. Hou., Dec. 18, 1965

Most Seasons Leading League —

3 Gino Cappelletti, 1961, 63-64

MOST MADE

Career — 263 Adam Vinatieri, 1996-05
 176 Gino Cappelletti, 1960-70
 128 John Smith, 1974-83
 93 Tony Franklin, 1984-87
 55 Matt Bahr, 1993-95

Season — 32 Tony Franklin, 1986
 31 Adam Vinatieri, 2004
 Adam Vinatieri, 1998
 27 Adam Vinatieri, 2002
 Adam Vinatieri, 2000
 Adam Vinatieri, 1996
 Matt Bahr, 1994
 26 Adam Vinatieri, 1999
 John Smith, 1980
 25 Adam Vinatieri, 2003
 Adam Vinatieri, 1997
 Gino Cappelletti, 1964

Game —
 6 Gino Cappelletti vs. Denver, Oct. 4, 1964
 5 Adam Vinatieri vs. Jacksonville, Sept. 22, 1996
 Jason Staurovsky vs. Indianapolis, Dec. 3, 1989

Game (No Misses) —

6 Gino Cappelletti vs. Denver, Oct. 4, 1964

Longest Made —

57 Adam Vinatieri at Chicago, Nov. 10, 2002
 55 Adam Vinatieri at St. Louis, Dec. 13, 1998
 Matt Bahr at Miami, Nov. 12, 1995
 54 Adam Vinatieri vs. Cleveland, Dec. 12, 2001
 53 Adam Vinatieri vs. Kansas City, Dec. 4, 2000
 Gino Cappelletti vs. N.Y. Jets, Nov. 28, 1965
 Jason Staurovsky vs. Seattle, Oct. 7, 1990

PATRIOTS INDIVIDUAL RECORDS

RUSHING

MOST ATTEMPTS

Career —	1,385	Sam Cunningham, 1973-79, 1981-82
	1,323	Jim Nance, 1965-71
	1,191	Tony Collins, 1981-87
	958	Curtis Martin, 1995-97
	891	John Stephens, 1988-92
	820	Don Calhoun, 1975-81

Season —	368	Curtis Martin, 1995
	345	Corey Dillon, 2004
	316	Curtis Martin, 1996
	300	Leonard Russell, 1993
	299	Jim Nance, 1966

Game —

40	Curtis Martin vs. NYJ, Sept. 14, 1997 (199 yds)
38	Jim Nance vs. Oak., Oct. 30, 1966 (208 yds)
36	Curtis Martin vs. Buf., Oct. 23, 1995 (127 yds)
35	Curtis Martin vs. Ind., Nov. 24, 1996 (141 yds)
	Curtis Martin at NYJ, Nov. 5 1995 (166 yds)
	Michael LeBlanc vs. Buffalo Oct. 11, 1987 (146 yds)
	John Stephens vs. Chi., Oct. 30, 1988 (124 yds)
34	Jim Nance vs. Buffalo, Sept. 24, 1967 (185 yds)

Seasons Leading League —	3	Jim Nance, 1966-67, 69
---------------------------------	---	------------------------

MOST YARDAGE

Career —	5,453	Sam Cunningham, 1973-79, 1981-82
	5,323	Jim Nance, 1965-71
	4,647	Tony Collins, 1981-87
	3,799	Curtis Martin 1995-97
	3,391	Don Calhoun, 1975-81

Season —	1,635	Corey Dillon, 2004
	1,487	Curtis Martin, 1995
	1,458	Jim Nance, 1966
	1,227	Craig James, 1985
	1,216	Jim Nance, 1967
	1,168	John Stephens, 1988
	1,160	Curtis Martin, 1997
	1,157	Antowain Smith, 2001
	1,152	Curtis Martin, 1996
	1,115	Robert Edwards, 1998
	1,088	Leonard Russell, 1993
	1,049	Tony Collins, 1983

Game —

212	Tony Collins vs. NY Jets, Sept. 18, 1983 (23 att.)
208	Jim Nance vs. Oakland, Oct. 30, 1966 (38 att.)
199	Curtis Martin vs. NY Jets, Sept. 14, 1997 (40 att.)
196	Robert Edwards at St. Louis, Dec. 13, 1998 (24 att.)
185	Jim Nance vs. Buffalo, Sept. 24, 1967 (34 att.)

Seasons Leading League —	2	Jim Nance, 1966-67
---------------------------------	---	--------------------

LONGEST RUN FROM SCRIMMAGE

85	Larry Garron vs. Buffalo, Oct. 22, 1961 (TD)
80	Carl Garrett vs. Miami, Nov. 9, 1969 (TD)
77	Robert Weathers vs. Balt., Sept. 4, 1983 (TD)
	Ron Burton at Denver, Oct. 23, 1960
75	Sam Cunningham, Oct. 20, 1974 (TD)
74	Don Calhoun at St. Louis, Sept. 10, 1978

HIGHEST AVG. GAIN

Career (450 Attempts) —

4.22	Corey Dillon, 2004-06 (753-3,180)
4.22	Craig James, 1984-88 (585-2,469)
4.16	Carl Garrett, 1969-72 (537-2,235)
4.14	Don Calhoun, 1974-81 (820-3,391)
4.02	Jim Nance, 1965-71 (1,323-5,323)
3.97	Curtis Martin, 1995-97 (958-3,799)
3.95	Mosi Tatupu, 1978-90 (612-2,415)

Season (100 Attempts) —

5.59	Don Calhoun, 1976 (129-721)
5.45	Mosi Tatupu, 1983 (106-578)
5.04	Carl Garrett, 1969 (137-691)
4.94	Craig James, 1984 (160-790)
4.91	Horace Ivory, 1978 (141-693)

Game (10 Attempts) —

11.60	Larry Garron vs. Buffalo, Oct. 22, 1961 (10-116)
11.36	Sam Cunningham at Buffalo, Oct. 20, 1974 (11-125)
11.14	Laurence Maroney vs. Miami, Dec. 23, 2007 (14-156)

MOST TOUCHDOWNS

Career —	45	Jim Nance, 1965-71
	43	Sam Cunningham, 1973-79, 1981
	37	Corey Dillon, 2004-06
	35	Steve Grogan, 1975-90
	32	Curtis Martin, 1995-97
		Tony Collins, 1981-87
	23	Don Calhoun, 1975-81

Season —	14	Curtis Martin, 1996
		Curtis Martin, 1995
	13	Corey Dillon, 2006
	12	Corey Dillon, 2005
		Corey Dillon, 2004
		Antowain Smith, 2001
		Steve Grogan, 1976
	11	Horace Ivory, 1978
		Jim Nance, 1966
	10	Tony Collins, 1983

Game —	3	Corey Dillon vs. Detroit, Dec. 3, 2006
		Curtis Martin, vs. Miami, Nov. 3, 1996
		Mosi Tatupu at LA Rams, Dec. 11, 1983
		Tony Collins vs. NY Jets, Sept. 18, 1983
		Sam Cunningham at Buffalo, Oct. 20, 1974

Seasons Leading League —

1	Jim Nance, 1966
---	-----------------

PATRIOTS INDIVIDUAL RECORDS

PASSING

MOST ATTEMPTS

Career —

4,518	Drew Bledsoe, 1993-01
3,642	Tom Brady, 2000-07
3,593	Steve Grogan, 1975-90
2,413	Vito (Babe) Parilli, 1961-67
1,503	Jim Plunkett, 1971-75

Season —

691	Drew Bledsoe, 1994
636	Drew Bledsoe, 1995
623	Drew Bledsoe, 1996
601	Tom Brady, 2002
578	Tom Brady, 2007
539	Drew Bledsoe, 1999

Game —

70	Drew Bledsoe vs. Minnesota, Nov. 13, 1994*
60	Drew Bledsoe at Pittsburgh, Dec. 16, 1995
59	Steve Grogan vs. New Orleans, Nov. 12, 1989
56	Drew Bledsoe vs. Denver, Oct. 8, 1995
	Marc Wilson at Pittsburgh, Dec. 17, 1989
55	Tom Brady at Chicago, Nov. 10, 2002
	Drew Bledsoe vs. L.A. Raiders, Oct. 19, 1994

Most Seasons Leading the League —

3	Drew Bledsoe, 1994-96
---	-----------------------

MOST COMPLETIONS

Career —

2,544	Drew Bledsoe, 1993-01
2,294	Tom Brady, 2000-07
1,879	Steve Grogan, 1975-90
1,140	Vito (Babe) Parilli, 1961-67
876	Tony Eason, 1983-89

Season —

400	Drew Bledsoe, 1994
398	Tom Brady, 2007
373	Tom Brady, 2002
	Drew Bledsoe, 1996
334	Tom Brady, 2005
323	Drew Bledsoe, 1995

Game —

45	Drew Bledsoe vs. Minnesota, Nov. 13, 1994*
39	Tom Brady vs. Kansas City, Sept. 22, 2002
	Drew Bledsoe at Pittsburgh, Dec. 16, 1995
36	Tom Brady at Chicago, Nov. 10, 2002
	Tom Brady at San Diego, Sept. 29, 2002
	Tony Eason at L.A. Rams, Nov. 16, 1986
34	Tom Brady vs. Philadelphia, Nov. 25, 2007
	Tom Ramsey vs. Philadelphia, Nov. 29, 1987

Most Seasons Leading League —

2	Drew Bledsoe, 1994, 1996
---	--------------------------

*NFL Record

COMPLETION PERCENTAGE

Career (500 Attempts) —

.630	Tom Brady 2000-07 (3642-2294)
.604	Hugh Millen, 1991-92 (612-370)
.584	Tony Eason, 1983-89 (1500-876)
.563	Drew Bledsoe, 1993-01 (4452-2504)
.523	Steve Grogan, 1975-90 (3593-1879)

Season (100 Attempts) —

.689	Tom Brady, 2007 (578-398)
.639	Tom Brady, 2001 (413-264)
.630	Tom Brady, 2005 (334-530)
.621	Tom Brady, 2002 (601-373)
.618	Tom Brady, 2006 (516-319)
.616	Tony Eason, 1986 (448-276)

Game (20 Attempts) —

.846	Tom Brady at Buffalo, Nov. 3, 2002 (26-22)
.840	Tom Brady at Miami, Nov. 21, 2007 (25-21)
.815	Tom Brady at Atlanta, Oct. 9, 2005 (22-27)
.806	Tom Brady vs. San Diego, Sept. 16, 2007 (31-25)
.800	Tom Brady at Indianapolis, Oct. 21, 2001 (20-16)
	Babe Parilli vs. Miami, Oct. 15, 1967 (20-16)
.795	Tom Brady at Buffalo, Nov. 18, 2007 (39-31)
.793	Tom Brady vs. Buffalo, Sept. 23, 2007 (29-23)
.786	Tom Brady at N. Y. Jets, Sept. 9, 2007 (28-22)

Most Seasons Leading League —

1	Tom Brady, 2007
	Vito (Babe) Parilli, 1961

MOST YARDAGE

Career —

29,657	Drew Bledsoe, 1993-01
26,886	Steve Grogan, 1975-90
26,370	Tom Brady, 2000-07
16,747	Vito (Babe) Parilli, 1961-67
10,732	Tony Eason, 1983-89

Season —

4,806	Tom Brady, 2007
4,555	Drew Bledsoe, 1994
4,110	Tom Brady, 2005
4,086	Drew Bledsoe, 1996
3,985	Drew Bledsoe, 1999

Game —

426	Drew Bledsoe vs. Minnesota, Nov. 13, 1994
423	Drew Bledsoe vs. Miami, Nov. 23, 1998
421	Drew Bledsoe at Miami, Sept. 5, 1994
419	Drew Bledsoe vs. Miami, Nov. 3, 1996
414	Tony Eason vs. Seattle, Sept. 21, 1986
410	Tom Brady vs. Kansas City, Sept. 22, 2002
402	Tom Ramsey vs. Philadelphia, Nov. 29, 1987
401	Steve Grogan vs. N.Y. Jets, Oct. 12, 1986

Seasons Leading League —

2	Tom Brady, 2005, 2007
1	Drew Bledsoe, 1994
	Vito (Babe) Parilli, 1964

PATRIOTS INDIVIDUAL RECORDS

PASSING (Cont.)

Longest Completion —

- 91t Tom Brady at Indianapolis, Oct. 21, 2001 (to David Patten)**
 90t Tony Eason at Chicago, Sept. 15, 1985 (to Craig James)
 88t Jim Plunkett vs. Baltimore, Dec. 19, 1971 (to Randy Vataha)
 87t Tom Sherman vs. NY Jets, Oct. 27, 1968 (to Jim Whalen)
 86t Drew Bledsoe at Pittsburgh, Dec. 6, 1998 (to Terry Glenn)
85t Tom Brady at Miami, Oct. 19, 2003 (to Troy Brown in overtime)

HAD INTERCEPTED

Fewest

Career (500 Attempts) —

- 24 Butch Songin, 1960-61
 28 Hugh Millen, 1991-92
 44 Mike Taliaferro, 1968-70
 48 Tony Eason, 1983-89

Season (100 Attempts) —

- 2 Steve Grogan, 1986 (102 att.)
 4 Scott Zolak, 1992 (100 att.)
 Steve Grogan, 1982 (122 att.)
 5 Steve Grogan, 1985 (156 att.)
 5 Tom Hodson, 1990 (156 att.)

Game (25 attempts) —

- 0 Accomplished many times. Most recent:
Tom Brady vs. N. Y. Giants, Dec. 29, 2007

Most

Career (500 attempts) —

- 208 Steve Grogan, 1975-90
 138 Babe Parilli, 1961-67
 Drew Bledsoe, 1993-01
 87 Jim Plunkett, 1971-75
86 Tom Brady, 2000-07

Season —

- 27 Drew Bledsoe, 1994
 Babe Parilli, 1964
 26 Babe Parilli, 1965
 25 Jim Plunkett, 1972
 24 Babe Parilli, 1967
 Babe Parilli, 1963

Game (25 attempts) —

- 6 Steve Grogan vs. San Francisco, Nov. 30, 1980
 Babe Parilli vs. Denver, Sept. 3, 1967
 5 Drew Bledsoe at Miami, Nov. 21, 1999
 Drew Bledsoe at Pittsburgh, Dec. 5, 1993
 Steve Grogan at Detroit, Oct. 10, 1976
 Steve Grogan at Baltimore, Dec. 21, 1975
 Mike Taliaferro vs. NY Jets, Oct. 27, 1968
 Babe Parilli vs. Buffalo, Sept. 11, 1965
 Babe Parilli vs. NY Jets, Oct. 31, 1964

Lowest Interception Percentage Season —

- 1.4 Tom Brady, 2007 (8-578)**
 1.9 Tony Eason, 1984 (8-431)
 2.0 Steve Grogan, 1986 (2-102)
 2.2 Tony Eason, 1986 (10-448)
2.3 Tom Brady, 2006 (12-516)
Tom Brady, 2003 (12-527)
Tom Brady, 2002 (14-601)

Seasons Leading League —

Fewest

- 2 Vito (Babe) Parilli, 1961 (tied), 1962
 1 Tony Eason, 1984
 Ed (Butch) Songin, 1961 (tied)

Most

- 1 Vito (Babe) Parilli, 1964 (tied)

MOST TOUCHDOWNS

Career —

- 197 Tom Brady, 2000-07**
 182 Steve Grogan, 1975-90
 166 Drew Bledsoe, 1993-01
 132 Vito (Babe) Parilli, 1961-67
 62 Jim Plunkett, 1971-75

Season —

- 50 Tom Brady, 2007***
 31 Vito (Babe) Parilli, 1964
28 Tom Brady, 2004
Tom Brady, 2002
 Drew Bledsoe, 1997
 Steve Grogan, 1979
 27 Drew Bledsoe, 1996
 26 Tom Brady, 2005
 25 Drew Bledsoe, 1994

Game —

- 6 Tom Brady at Miami, Oct. 21, 2007**
5 Tom Brady at Buffalo, Nov. 18, 2007
 Steve Grogan vs. NY Jets, Sept. 9, 1979
 Vito (Babe) Parilli at Buffalo, Nov. 15, 1964
 Vito (Babe) Parilli vs. Miami, Oct. 15, 1967
 4 Accomplished 21 times. Most Recent:
Tom Brady vs. Green Bay, Nov. 19, 2006

Seasons Leading League —

- 2 Tom Brady, 2002, 2007**
 1 Steve Grogan, 1979 (tied Brian Sipe of Clev.-28)
 Babe Parilli, 1964

*NFL Record

PATRIOTS INDIVIDUAL RECORDS

RECEIVING

MOST RECEPTIONS

Career —

557	Troy Brown, 1993-07
534	Stanley Morgan, 1977-89
490	Ben Coates, 1991-99
363	Irving Fryar, 1984-92
329	Terry Glenn, 1996-01
292	Gino Cappelletti, 1960-70

Season —

112	<u>Wes Welker, 2007</u>
101	Troy Brown, 2001
98	<u>Randy Moss, 2007</u>
97	Troy Brown, 2002
96	Ben Coates, 1994
90	Terry Glenn, 1996
84	Ben Coates, 1995
	Stanley Morgan, 1986

Game —

16	Troy Brown, vs. K.C., Sept. 22, 2002 (176 yds)
13	<u>Wes Welker vs. Philadelphia, Nov. 25, 2007</u>
	Deion Branch, at S.D., Sept. 29, 2002 (128)
	Terry Glenn at Cleveland, Oct. 3, 1999 (214)
12	Troy Brown, vs. K.C., Dec. 4, 2000 (119)
	Ben Coates at Indy, Nov. 27, 1994 (119)
11	Accomplished many times. Most recent:
	<u>Wes Welker at N.Y. Giants, Dec. 29, 2007</u>

YARDAGE

Career —

10,352	Stanley Morgan, 1977-89
6,366	Troy Brown, 1993-07
5,726	Irving Fryar, 1984-92
5,471	Ben Coates, 1991-99
5,001	Jim Colclough, 1960-68
4,669	Terry Glenn, 1996-01
4,589	Gino Cappelletti, 1960-70

Season —

1,493	<u>Randy Moss, 2007</u>
1,491	Stanley Morgan, 1986
1,199	Troy Brown, 2001
1,175	<u>Wes Welker, 2007</u>
1,174	Ben Coates, 1994
1,147	Terry Glenn, 1999
1,132	Terry Glenn, 1996
1,029	Stanley Morgan, 1981
1,014	Irving Fryar, 1991
1,013	Harold Jackson, 1979
1,002	Stanley Morgan, 1979

Game —

214	Terry Glenn at Cleveland, Oct. 3, 1999 (13 rec)
193	Terry Glenn at Pittsburgh, Dec. 6, 1998 (9)
183	<u>Randy Moss at N.Y. Jets, Sept. 9, 2007 (9)</u>
182	Stanley Morgan vs. Miami, Nov. 8, 1981 (5)
176	Troy Brown vs. Kansas City, Sept. 22, 2002 (16)
170	Stanley Morgan vs. Baltimore, Nov. 26, 1978 (5)

Longest Reception —

91t	David Patten at Indianapolis, Oct. 21, 2001 (from Tom Brady)
90t	Craig James at Chicago, Sept. 15, 1985 (from Tony Eason)
88t	Randy Vataha vs. Baltimore, Dec. 19, 1971 (from Jim Plunkett)
87t	Jim Whalen vs. N.Y. Jets, Oct. 27, 1968 (from Tom Sherman)
86t	Terry Glenn at Pittsburgh, Dec. 6, 1998 (from Drew Bledsoe)
85t	Troy Brown at Miami, Oct. 19, 2003 (from Tom Brady in overtime)

AVERAGE GAIN

Career (150 Minimum) —

20.3	Harold Jackson, 1978-81 (156-3,162)
19.4	Stanley Morgan, 1977-89 (534-10,352)
17.7	Jim Colclough, 1960-68 (283-5,001)
15.8	Irving Fryar, 1984-92 (363-5,726)
15.7	Gino Cappelletti, 1960-70 (292-4,589)

Season (35 Minimum) —

23.4	Stanley Morgan, 1981 (44-1,029)
22.8	Stanley Morgan, 1979 (44-1,002)
22.5	Harold Jackson, 1979 (45-1,013)
22.0	Stanley Morgan, 1980 (45-991)
21.7	Jim Colclough, 1962 (40-868)

Game (4 Minimum) —

36.4	Stanley Morgan vs. Miami, Nov. 8, 1981 (5-182)
35.5	Stanley Morgan vs. S.F., Nov. 30, 1980(4-142)
	Jim Colclough vs. N.Y. Jets, Oct. 6, 1962 (4-142)
35.0	Aaron Marsh vs. N.Y. Jets, Sept. 22, 1968 (4-140)
34.0	Stanley Morgan at Balt., Nov. 26, 1978 (5-170)
33.5	Reche Caldwell at Tenn., Dec. 31, 2006 (4-134)

TOUCHDOWNS

Career —

67	Stanley Morgan, 1977-89
50	Ben Coates, 1991-99
42	Gino Cappelletti, 1960-70
39	Jim Colclough, 1960-68
37	Irving Fryar, 1984-92

Season —

23	<u>Randy Moss, 2007*</u>
12	Stanley Morgan, 1979
10	Stanley Morgan, 1986
	Jim Colclough, 1962
9	Ben Coates, 1996
	Randy Vataha, 1971
	Gino Cappelletti, 1965
	Jim Colclough, 1960, 1961

Game —

4	<u>Randy Moss at Buffalo, Nov. 18, 2007</u>
3	Accomplished Seven Times. Most Recent:
	Ben Coates at Buffalo, Nov. 26, 1995

*NFL Record

PATRIOTS INDIVIDUAL RECORDS

INTERCEPTIONS

MOST INTERCEPTIONS

Career —

- 36 Ty Law, 1995-04
Raymond Clayborn, 1977-89
- 29 Ron Hall, 1961-67
Roland James, 1980-90
Fred Marion, 1982-91
- 28 Mike Haynes, 1976-82

Season —

- 11 Ron Hall, 1964
- 10 Asante Samuel, 2006
- 9 Ty Law, 1998
- 8 Ronnie Lippett, 1986
Mike Haynes, 1976
Bob Suci, 1963
- 7 Accomplished 5 times. Most recent:
Maurice Hurst, 1994

Game —

- 3 Accomplished 8 times. Most recent:
Asante Samuel vs. Chi., Nov. 26, 2006

RETURN YARDAGE

Career —

- 583 Ty Law, 1995-04
- 555 Raymond Clayborn, 1977-89
- 476 Ron Hall, 1961-67
- 457 Fred Marion, 1982-91
- 420 Ronnie Lippett 1984-91

Season —

- 277 Bob Suci, 1963
- 189 Fred Marion, 1985
- 182 Prentice McCray, 1976
- 181 Otis Smith, 2001
- 159 Ron Hall, 1966

Game —

- 118 Prentice McCray at N.Y. Jets, Nov. 21, 1976 (2)
- 115 Fred Marion at Seattle, Nov. 17, 1985 (2)
- 110 Bob Suci vs. Houston, Nov. 1, 1963 (2)
- 100 Jimmy Hitchcock vs. Miami, Nov. 23, 1997 (1)
- 99 Rick Sanford at Chicago, Dec. 5, 1982 (1)

Longest Return —

- 100 Jimmy Hitchcock vs. Miami, Nov. 23, 1997 (TD)
- 99 Rick Sanford at Chicago, Dec. 5, 1982 (TD)
- 98 Bob Suci vs. Houston, Nov. 1, 1963 (TD)
- 90 Victor Green at N.Y. Jets, Sept. 15, 2002 (TD)

TOUCHDOWNS

Career —

- 6 Ty Law, 1995-04
- 4 **Tedy Bruschi, 1996-07**
- 3 Asante Samuel, 2003-07
- 2 Willie McGinest, 1994-05
Otis Smith, 1996, 2000-02
Ronnie Lippett, 1983-91
Prentice McCray, 1974-80
Don Webb, 1961-62, 64-71
John Charles, 1967-69
Bob Suci, 1963

Season —

- 2 **Tedy Bruschi LB, 2003**
Tedy Bruschi, LB 2002
Ty Law CB, 2001
Otis Smith CB, 2001
Ronnie Lippett DB, 1987
Prentice McCray S, 1976
Bob Suci DB, 1963
Don Webb DB, 1961

Game

- 2 Prentice McCray at N.Y. Jets, Nov. 21, 1976

PUNTING

MOST PunTS

Career —

- 468 Rich Camarillo, 1981-87
- 377 Tom Yewcic, 1961-67
- 243 Tom Janik, 1969-71
- 222 Mike Patrick, 1975-78
- 215 Tom Tupa, 1996-98

Season —

- 103 Shawn McCarthy, 1992
- 92 Rich Camarillo, 1985
- 91 Jeff Feagles, 1988
- 90 Lee Johnson, 1999
- Brian Hansen, 1990
- 89 Lee Johnson, 2000
Rich Camarillo, 1986

Game —

- 11 Shawn McCarthy vs. New Orleans, Nov. 8, 1992
Rich Camarillo at Chicago, Sept. 15, 1985
Rich Camarillo at Dallas, Nov. 22, 1984
Jim Fraser vs. N.Y. Jets, Oct. 2, 1966
- 10 Accomplished Nine Times, Most Recent:
Ken Walter at Phila., Sept. 14, 2003
Brooks Barnard vs. Miami, Dec. 7, 2003

YARDAGE

Career —

- 19,922 Rich Camarillo, 1981-87
- 14,553 Tom Yewcic, 1961-67
- 9,602 Tom Tupa, 1996-98
- 9,516 Tom Janik, 1969-71
- 8,578 Lee Johnson, 1999-01

Season —

- 4,212 Shawn McCarthy, 1992
- 3,953 Rich Camarillo, 1985
- 3,798 Lee Johnson, 2000
- 3,752 Brian Hansen, 1990
- 3,746 Rich Camarillo, 1986

Game —

- 514 Rich Camarillo at Chicago, Sept. 15, 1985 (11)
- 479 Rich Camarillo at Dallas, Nov. 22, 1984 (11)
- 436 Bob Scarpitto vs. Oakland, Oct. 6, 1968 (10)
- 426 Rich Camarillo at Oakland, Nov. 1, 1981 (9)

Longest Punt —

- 93 Shawn McCarthy at Buffalo, Nov. 3, 1991
- 89 Luke Prestridge vs. Miami, Oct. 21, 1984
- 87 Bob Scarpitto at Denver, Sept. 29, 1968
- 82 Luke Prestridge vs. N.Y. Jets, Oct. 28, 1984
- 76 Lee Johnson, at Cincinnati, Sept. 9, 2001
Rich Camarillo vs. N.Y. Jets, Sept. 19, 1982

PATRIOTS INDIVIDUAL RECORDS

PUNTING (Cont.)

HIGHEST AVERAGE YARDAGE

Career (100 Punts Min.) —

44.7	Tom Tupa, 1996-98 (215)
43.6	Josh Miller, 2004-06 (175)
42.6	Rich Camarillo, 1981-87 (468)
42.3	Lee Johnson, 1999-01 (203)
40.0	Terry Swanson, 1967-68 (127)
39.8	Shawn McCarthy, 1991-92 (172)

Season (Qualifiers) —

45.8	Tom Tupa, 1997
45.1	Josh Miller, 2005
44.6	Rich Camarillo, 1983

Season (Qualifiers) continued —

44.5	Tom Tupa, 1998
43.7	Rich Camarillo, 1982
43.5	Tom Tupa, 1996
43.0	Josh Miller, 2006

Game (4 Punts Min.) —

55.6	Tom Tupa, at Indianapolis, Sept. 7, 1997 (5)
54.3	Pat O'Neill at Detroit, Sept. 25, 1994 (4)
51.9	Tom Tupa, at Denver, Oct. 6, 1997 (7)
51.3	Tom Tupa, vs. San Diego, Aug. 31, 1997 (4)
51.2	Tom Tupa, vs. Indianapolis, Nov. 30, 1997 (5)
	Shawn McCarthy at Buffalo, Nov. 3, 1991 (5)

PUNT RETURNS

MOST

Career —

270	Troy Brown, 1993-07
206	Irving Fryar, 1984-91
142	David Meggett, 1995-97
111	Mike Haynes, 1976-80
92	Stanley Morgan, 1977-89

Season —

52	David Meggett, 1996
45	David Meggett, 1997
	David Meggett, 1995
	Mike Haynes, 1976
39	Troy Brown, 2000
38	Accomplished Three Times, Most Recent: Troy Brown, 1999

Game —

10	Ronnie Harris at Pittsburgh, Dec. 5, 1993
7	David Meggett vs. N.Y. Jets, Dec. 10, 1995
	Ray Crittenden vs. Green Bay, Nov. 2, 1994
	Irving Fryar at Dallas, Nov. 22, 1984
6	Accomplished Seven Times, Most Recent: David Meggett vs. San Diego, Aug. 31, 1997

Most Seasons Leading League —

1	Irving Fryar, 1985
	Ron Burton, 1962
	Fred Bruney, 1961

MOST YARDAGE

Career —

2,625	Troy Brown, 1993-07
2,055	Irving Fryar, 1984-91
1,443	David Meggett, 1995-97
1,159	Mike Haynes, 1976-81
960	Stanley Morgan, 1977-1989

Season —

608	Mike Haynes, 1976
588	David Meggett, 1996
520	Irving Fryar, 1985
517	Mack Herron, 1974
504	Troy Brown, 2000

Game —

156	Mike Haynes vs. Buffalo, Nov. 7, 1976
133	Stanley Morgan vs. Buffalo, Nov. 20, 1977
133	Irving Fryar at Buffalo, Sept. 22, 1985
126	Billy Johnson vs. Houston, Nov. 5, 1967

LONGEST PUNT RETURN

89	Mike Haynes vs. Buffalo, Nov. 7, 1976 (TD)
85	Troy Brown, vs. Cleveland, Dec. 9, 2001 (TD)
	Irving Fryar at Buffalo, Sept. 22, 1985 (TD)
80	Stanley Morgan vs. Balt., Nov. 18, 1979 (TD)
77	Irving Fryar vs. Indianapolis, Nov. 10, 1985 (TD)
75	Roland James vs. NY Jets, Nov. 2, 1980

HIGHEST AVG. YARDAGE

Career (20 Returns) —

12.0	Mack Herron, 1973-75 (74-888)
11.3	Carl Garrett, 1969-72 (43-487)
10.4	Troy Brown, 1993-07 (270-2625)
	Mike Haynes, 1976-81 (111-1159)
	Stanley Morgan, 1977-89 (92-960)
10.2	David Meggett, 1995-97 (142-1443)

Season (Qualifiers) —

14.8	Mack Herron, 1974
14.2	Troy Brown, 2001
14.1	Irving Fryar, 1985
13.5	Mike Haynes, 1976
12.9	Troy Brown, 2000
10.8	Mack Herron, 1973
10.7	Troy Brown, 1999

Game (3 Returns) —

39.0	Mike Haynes vs. Buffalo, Nov. 7, 1976 (4)
35.7	Ricky Smith vs. Baltimore, Sept. 4, 1981 (3)

Most Seasons Leading League —

1	Troy Brown, 2001
	Irving Fryar, 1985

TOUCHDOWNS

Career —

3	Troy Brown, 1993-07
	Irving Fryar, 1984-91
2	Mike Haynes, 1976-81

Season —

2	Troy Brown, 2001
	Irving Fryar, 1985
	Mike Haynes, 1976

Game —

1	Accomplished 11 Times, Most Recent: Troy Brown at Carolina, Jan. 6, 2002 (68 yds)
---	--

PATRIOTS INDIVIDUAL RECORDS

KICKOFF RETURNS

MOST

Career —

- 173 **Kevin Faulk, 1999-07**
- 107 Stephen Starring, 1983-87
- 105 David Meggett, 1995-97
- 101 Bethel Johnson, 2003-05
- 92 Carl Garrett, 1969-72

Season —

- 48 Stephen Starring, 1985
- 45 Derrick Cullors, 1998
- 42 Ricky Smith, 1983
- 41 Bethel Johnson, 2004
- Mack Herron, 1973

Game —

- 8 Willie Porter vs. NY Jets, Sept. 22, 1968
- 7 Bethel Johnson vs. Indianapolis, Nov. 7, 2005
- Deion Branch vs. Kansas City, Sept. 22, 2002
- Deion Branch at Chicago, Nov. 10, 2002
- Kevin Faulk vs. N.Y. Jets, Dec. 22, 2002**
- 6 By many players, Most recent:
- Bethel Johnson at Pittsburgh, Oct. 31, 2004

Most Seasons Leading League —

- 1 Jon Vaughn, 28.2 (20-564), 1992
- Horace Ivory, 27.6 (36-992), 1980
- Raymond Clayborn, 31.0 (28-869), 1977

YARDAGE

Career —

- 3,918 **Kevin Faulk, 1999-07**
- 2,561 David Meggett, 1995-97
- 2,557 Bethel Johnson, 2003-05
- 2,299 Larry Garron, 1960-68
- 2,259 Stephen Starring, 1983-87

Season —

- 1,092 Mack Herron, 1973
- 1,085 Derrick Cullors, 1998
- 1,016 Bethel Johnson, 2004
- 1,012 Stephen Starring, 1985
- 992 Horace Ivory, 1980

Game —

- 220 **Kevin Faulk vs. N.Y. Jets, Dec. 22, 2002**
- 206 Allen Carter at Baltimore, Dec. 21, 1975
- 201 Deion Branch vs. Kansas City, Sept. 22, 2002

LONGEST

- 108 **Ellis Hobbs at N.Y. Jets, Sept. 9, 2007 (TD)***
- 101 Raymond Clayborn at Balt., Dec. 18, 1977 (TD)
- 100 Jon Vaughn at Cincinnati, Dec. 20, 1992 (TD)
- Raymond Clayborn at NYJ, Oct. 2, 1977 (TD)
- 99 Allen Carter at Baltimore, Dec. 21, 1975 (TD)
- Jon Vaughn at Phoenix, Sept. 29, 1991 (TD)

HIGHEST AVG. YARDAGE

Career (20 Returns) —

- 28.0 **Laurence Maroney, 2006-07 (28-783)**
- 27.2 **Ellis Hobbs, 2005-07 (60-1632)**
- Allen Carter, 1975-76 (33-898)
- 26.9 Raymond Clayborn, 1977-89 (57-1,538)
- 26.5 Horace Ivory, 1978-81 (45-1,191)
- 25.8 Larry Garron, 1960-67 (89-2,299)

Season (Qualifiers) —

- 31.0 Raymond Clayborn, 1977
- 28.5 Larry Garron, 1962
- 28.4 Jess Phillips, 1976
- 28.3 Carl Garrett, 1969
- 28.2 Bethel Johnson, 2003
- Jon Vaughn, 1992

Game (3 Returns) —

- 52.0 **Ellis Hobbs at N.Y. Jets, Sept. 9, 2007 (3)**
- 49.3 Ron Burton vs. Dallas Texans, Nov. 3, 1961 (3)
- 47.0 Horace Ivory at Baltimore, Oct. 19, 1980 (3)

TOUCHDOWNS

Career —

- 3 Raymond Clayborn, 1977-89
- 2 **Ellis Hobbs, 2005-2007**
- Kevin Faulk, 1999-07**
- Bethel Johnson, 2003-05
- Jon Vaughn, 1991-92
- Larry Garron, 1960-68

Season —

- 3 Raymond Clayborn, 1977
- 2 **Kevin Faulk, 2002**

Game —

- 1 Accomplished 21 times. Most recent:
- Willie Andrews at Miami, Oct. 21, 2007

*NFL Record

FUMBLES

MOST

Career —

- 81 Steve Grogan, 1975-90
- 67 Drew Bledsoe, 1993-01
- 65 **Tom Brady, 2000-07**
- 49 Sam Cunningham, 1973-79, 1981
- 42 Vito (Babe) Parilli, 1961-67
- Tony Collins, 1981-87

Season —

- 13 **Tom Brady, 2003**
- 12 **Tom Brady, 2006**
- Tom Brady, 2001**
- Steve Grogan, 1979
- Sam Cunningham, 1975
- Mack Herron, 1974

Game —

- 4 Vito (Babe) Parilli vs. Denver, Nov. 6, 1966
- 3 Accomplished 11 times. Most recent:
- Tom Brady vs. N.Y. Jets, Sept. 21, 2003**

MOST OWN RECOVERIES

Career —

- 34 Steve Grogan, 1975-90
- 27 Drew Bledsoe, 1993-00
- 19 Vito (Babe) Parilli, 1961-67
- 15 **Tom Brady, 2000-07**

Season —

- 6 Drew Bledsoe, 1999
- Steve Grogan, 1987
- Vito (Babe) Parilli, 1963
- Ricky Smith, 1983
- 5 **Tom Brady, 2004**
- Tom Brady, 2002**
- Vito (Babe) Parilli, 1964

Game —

- 2 Accomplished 9 times. Most recent:
- Steve Grogan vs. Miami, Sept. 13, 1987

PATRIOTS INDIVIDUAL RECORDS

FUMBLES (Cont.)

MOST OPPONENT RECOVERIES

Career —

- 19 Andre Tippett, 1982-88,90-93
- 16 Steve Nelson, 1974-87
- 15 Willie McGinest, 1994-05
Jim Hunt, 1960-70
- 14 Raymond Hamilton, 1973-80
- 13 Bob Dee, 1960-67

Season —

- 5 Bob Dee, 1961
- 4 Andre Tippett, 1993
Brent Williams, 1986
Steve Nelson, 1978
John Sanders, 1975
Larry Eisenhauer, 1964
Jack Rudolph, 1960

Game —

- 3 Steve Nelson vs. Philadelphia, Oct. 8, 1978
- 2 Accomplished 21 times. Most recent:
Ty Warren vs. Washington, Oct. 28, 2007

MOST RETURN YARDAGE

Career —

- 82 Don Webb, 1961-71

Season —

- 68 Richard Seymour, 2004
- 54 Brent Williams, 1986
- 53 Chad Eaton, 1999

Game —

- 68 Richard Seymour at Buffalo, Oct. 3, 2004 (1)
- 52 Chuck Shonta vs. N.Y. Titans, Sept. 17, 1960 (1-opp)
- 51 Jim Hunt vs. Houston, Dec. 15, 1968 (1-opp)

LONGEST RETURN

- 68 Richard Seymour at Buffalo, Oct. 3, 2004 (TD)
- 52 Chuck Shonta vs. N.Y. Titans, Sept. 17, 1960 (TD)
- 51 Jim Hunt vs. Houston, Dec. 15, 1968

TOUCHDOWNS

Own Fumbles Recovered For TD —

- 1 Eight players. Most recent:
John Stephens vs. Cincinnati, Oct. 16, 1988

Opponents' Fumbles Recovered For TD —

- 1 Accomplished many times.
Most recent: **Ellis Hobbs at Buffalo
Nov. 18, 2007 (Returned 35 yards for a TD)**

SACKS *

Career —

- 100.0 Andre Tippett, 1982-88,90-93
- 79.5 Julius Adams, 1971-77, 79, 85,87
- 78.0 Willie McGinest, 1994-05
- 72.5 Tony McGee, 1974-81
- 54.0 Ray Hamilton, 1973-81
- 50.5 Chris Slade, 1993-00

Season —

- 18.5 Andre Tippett, 1984
- 16.5 Andre Tippett, 1985
- 12.5 Mike Vrabel, 2007**
Andre Tippett, 1987
- 12.0 Tony McGee, 1978
- 12.0 Tony McGee, 1979

Rookie Season —

- 10.5 Garin Veris, 1985
- 9.0 Chris Slade, 1993

*Sacks have only been an official NFL statistic since 1982. Sack totals shown here reflect all-time Patriots totals.

Career Sack Leaders

Player	Sacks	Career Years
1. Andre Tippett	100.0	1982-88, 90-93
2. Julius Adams	79.5	1971-77, 79-85, 87
3. Willie McGinest	78.0	1994-05
4. Tony McGee	72.5	1974-81
5. Ray Hamilton	54.0	1973-81
6. Chris Slade	50.5	1993-00
7. Larry Eisenhauer	45.5	1961-69
8. Mike Vrabel	44.0	2001-07
9. Brent Williams	43.5	1986-93
10. Houston Antwine	39.0	1961-71
11. Garin Veris	36.0	1985-88, 90-91
12. Richard Bishop	32.5	1976-81
13. Richard Seymour	31.0	2001-07
14. Tedy Bruschi	30.5	1996-07
15. Don Blackmon	29.5	1981-87
16. Jim Lee Hunt	29.0	1960-71
17. Bob Dee	27.5	1960-67
18. Roosevelt Colvin	26.5	2003-07
19. Jarvis Green	25.0	2002-07
20. Rod Shoate	22.5	1975-81
21. Henry Thomas	21.0	1997-00
22. Mel Lunsford	19.5	1973-80
23. Nick Buoniconti	18.0	1962-68
Steve Nelson	18.0	1974-81
25. Ty Warren	17.5	2003-07

PATRIOTS TEAM RECORDS

Note: Number of games per season: 1960-1977 (14); 1978-81 (16); 1982 (9); 1983-86 (16); 1987 (15), and 1988-07 (16).
bold = record set in 2007

VICTORIES

MOST

Season—

- 16 2007***
 14 2004, 2003
 12 2006
 11 2001, 1996, 1986, 1985, 1978, 1976

FEWEST

Season—

- 1 1990
 2 1992, 1981, 1970

*-NFL Record

SCORING

MOST POINTS SCORED

Season (Points)—

- 589 2007**
 441 1980
 437 2004
 418 1996
 413 1961

Season (Average)—

- 36.8 2007**
 29.5 1961
 27.6 1980
 27.3 2004
 26.8 1976
 26.1 1996

Game—

- 56 at Buffalo Nov. 18, 2007**
 vs. N.Y. Jets, Sept. 9, 1979
 55 vs. N.Y. Jets, Oct. 29, 1978
52 vs. Washington, Oct. 28, 2007
 vs. Buffalo, Oct. 22, 1961
 50 at Ind., Nov. 18, 1984
 50 vs. Baltimore, Nov. 18, 1979
49 at Miami, Oct. 21, 2007

Quarter—

- 1st: 21 vs. N.Y. Jets, Oct. 29, 1978
 21 at Miami, Dec. 15, 1974
 2nd: **28 at Miami, Oct. 21, 2007**
 3rd: 22 vs. Dallas Texans,
 Nov. 18, 1960
 4th: 27 vs. Balt., Nov. 23, 1980

FEWEST POINTS SCORED

Season—

- 143 1982 (9 games)
 149 1970
 181 1990
 192 1972
 205 1992
 229 1968

Game—

- 0 20 Times: Most recent:
 at Miami 21, Patriots 0
 Dec. 10, 2006

MOST POINTS SCORED, BOTH TEAMS

Game—

- 86 at NE 43, OAK 43 (tie), Oct. 16, 1964
 84 NE 46, at Balt. 38, Oct. 6, 1996
 79 at NE 41, KC 38, Sept. 22, 2002
 78 NYJ 47, at NE 31, Sept. 22, 1968
77 NE 49, at MIA 28, Oct. 21, 2007

FEWEST POINTS SCORED, BOTH TEAMS

Game—

- 3 at Patriots 3, Miami 0,
 Dec. 12, 1982
 6 NY Jets 6, at Patriots 0,
 Nov. 26, 1993
 Ind. 6, at Patriots 0,
 Dec. 6, 1992
 7 Houston 7, at Patriots 0,
 Sept. 21, 1975
 9 at Patriots 7, Cincinnati 2,
 Dec. 12, 1993
 Patriots 6, at Miami 3,
 Nov. 20, 1988
 Patriots 6, at N.Y. Jets 3,
 Dec. 15, 1991

GREATEST MARGIN OF VICTORY

Game—

- 53 at Patriots 56, N.Y. Jets 3,
 Sept. 9, 1979
46 Patriots 56, at Buffalo 10
Nov. 18, 2007
45 at Patriots 52, Washington 7
Oct. 28, 2007
 42 at Patriots 45, Houston 3,
 Nov. 1, 1963
 41 Patriots 41, at S.D. 0,
 Dec. 17, 1961
 39 at Patriots 42, Baltimore 3,
 Oct. 6, 1974

GREATEST MARGIN OF DEFEAT

Game—

- 52 at Miami 52, Patriots 0,
 Nov. 12, 1972
 42 at G.B.(Mil.) 45, Patriots 3,
 Oct. 9, 1988
 38 at N.Y. Jets 45, Patriots 7,
 Sept. 26, 1993

GREATEST MARGIN OF DEFEAT

Game—(continued)

- at Cincinnati 45, Patriots 7,
 Dec. 20, 1970
 at Miami 41, Patriots 3,
 Oct. 17, 1971

MOST TOUCHDOWNS

Season—

- 75 2007**
 52 1961, 1980
 49 2004, 1979
 48 1976
 46 2006, 2005

Game—

- 8 at Buffalo, Nov. 18, 2007**
 vs. N.Y. Jets, Sept. 9, 1979
 vs. N.Y. Jets, Oct. 29, 1978
7 at Miami, Oct. 21, 2007
 vs. Oakland, Oct. 3, 1976
 vs. Buffalo, Oct. 22, 1961
 6 15 times: Most recent:
vs. Washington, Oct. 28, 2007

FEWEST TOUCHDOWNS

Season—

- 17 1982 (9 games)
 18 1970
 19 1990
 22 1991
 24 1972

MOST PATS

Season—

- 74 2007***
 51 1980
 48 2004, 1961
 46 1979

FEWEST PATS

Season—

- 15 1982 (9 games)
 17 1970
 19 1990, 1991
 22 1992

*-NFL Record

PATRIOTS TEAM RECORDS

SCORING (CONT.)

MOST FGS ATTEMPTED

Season—

- 41 1986
- 40 1989
- 39 1998, 1964
- 38 1963
- 37 1962

Game—

- 7 vs. Ind. Dec. 3, 1989
at Cin., Nov. 16, 1969
at Buffalo, Sept. 24, 1967
at S.D., Sept. 20, 1964
- 6 vs. Jax, Sept. 22, 1996
vs. Denver, Oct. 4, 1964

FEWEST FGS ATTEMPTED

Season—

- 13 1982 (9 games)
- 16 1972
- 17 1975, 1992
- 21 1971, 1977
- 22 1970, 1974, 1983,

MOST FGS MADE

Season—

- 32 1986
- 31 2004
- 1998
- 30 1989
- 27 2000, 1994
- 26 1999, 1980

Game—

- 6 at Denver, Oct. 4, 1964
- 5 vs. Buffalo, Nov. 14, 2004
vs. Jax, Sept. 22, 1996

FEWEST FGS MADE

Season—

- 8 1982 (9 games), 1972, 1970,
1960
- 9 1983, 1975
- 11 1992

LONGEST DRIVES

Most Plays—

- 19 at N.Y. Jets, Sept. 15, 2002
19-70, 6:40, FG
- 18 at Indianapolis, Oct. 22, 2000
18-89, 8:43, TD
- 18 Buffalo, Dec. 13, 1981, 18-64

FIRST DOWNS

MOST TOTAL

Season—

- 393 2007**
- 348 1994
- 344 2004
- 339 1996
- 335 1995, 1989

Game—

- 34 vs. Washington, Oct. 28, 2007**
- 32 at Buffalo, Dec. 11, 2005
- 31 vs. Kansas City, Oct. 11, 1998
vs. Phila., Nov. 29, 1987
at Houston, Dec. 11, 1966

FEWEST TOTAL

Season—

- 146 1982 (9 games)
- 166 1969
- 181 1968
- 184 1970
- 190 1971

Game—

- 3 vs. Wash., Dec. 15, 1990
- 5 vs. Miami, Dec. 12, 1982
at N.Y. Jets, Nov. 22, 1970
- 6 at K.C., Oct. 11, 1970
at Phila., Nov. 4, 1990
vs. N.O., Nov. 8, 1992

MOST RUSHING

Season—

- 181 1978
- 150 1976
- 139 1980
- 132 1977, 1979
- 130 1983

Game—

- 21 vs. Denver, Nov. 28, 1976
- 18 vs. N.Y. Jets, Oct. 18, 1976
- 17 at Buffalo, Nov. 5, 1978
vs. Buffalo, Dec. 10, 1978

FEWEST RUSHING

Season—

- 55 1965
- 63 1970
- 64 1969
- 65 1990
- 66 1964

Game—

- 0 at Pittsburgh, Oct. 31, 2004
at N.O., Nov. 30, 1986
at Buffalo, Oct. 26, 1980
at N.Y. Jets, Nov. 22, 1970
- 1 19 times. Most recent:
at Carolina, Sept. 18, 2005

MOST PASSING

Season—

- 243 1994, 2007**
- 207 1995
- 206 1996
- 204 2005
- 202 1986
- 193 2004

Game—

- 22 at Cin., Sept. 18, 1994
vs. Min., Nov. 13, 1994
- 21 vs. Washington, Oct. 28, 2007**
vs. Phila., Nov. 29, 1987
- 20 Eight times. Most recent:
at Buffalo, Nov. 18, 2007

FEWEST PASSING

Season—

- 63 1982 (nine games)
- 87 1969, 1989
- 94 1971, 1968
- 95 1976
- 98 1970

Game—

- 0 vs. Miami, Dec. 8, 1968
at T.B., Dec. 12, 1976
- 1 vs. N.O., Dec. 4, 1983
vs. Miami, Dec. 12, 1982

MOST PENALTY

Season—

- 35 1986
- 34 1989
- 31 2004
- 2000
- 30 1993
- 29 2005
- 1965

Game—

- 7 at Houston, Sept. 19, 1965
- 6 vs. Kansas City, Oct. 11, 1998
- 5 10 times. Most Recent:
at Baltimore, Dec. 2, 2007

FEWEST PENALTY

Season—

- 9 1982 (nine games)
- 11 1971, 1991
- 14 1977
- 15 1969, 1976, 1985

Game—

- 0 Many times. Most recent:
at Buffalo, Nov. 18, 2007

PATRIOTS TEAM RECORDS

TOTAL NET YARDS

MOST

Season—

6,580 2007
5,965 1978
5,776 1994
5,722 2004
5,623 1981
5,632 2005
5,499 1985
5,470 1979
5,457 1995

Game—

597 vs. N.Y. Jets, Sept. 9, 1979
529 vs. N.Y. Jets, Oct. 29, 1978
526 vs. Houston, Dec. 18, 1965
510 at Buffalo, Nov. 18, 2007
506 vs. Seattle, Sept. 21, 1986

FEWEST

Season—

2,626 1970
2,633 1982 (9 games)
3,127 1968
3,419 1969
3,556 1971

Game—

57 vs. N.Y. Jets, Sept. 19, 1982
(61r, -4p)
74 vs. Oakland, Oct. 22, 1967 (34r, 40p)
80 at N.Y. Jets, Nov. 20, 1970
(23r, 57p)
92 at Denver, Nov. 11, 1979
(58r, 34p)
100 vs. K.C., Sept. 21, 1969
(43r, 57p)

RUSHING

MOST ATTEMPTS

Season—

671 1978
603 1977
591 1976
588 1980, 1988
565 1985

Game—

62 vs. Denver, Nov. 28, 1976
(332 yds.)
60 at Seattle, Dec. 19, 1982
(249 yds.)
58 vs. Ind., Dec. 26, 1993
(257 yds.)
55 Four times, Most recent:
vs. Seattle, Dec. 4, 1988
(171 yds.)
54 at Buffalo, Nov. 20, 1977
(256 yds.)
vs. Chicago, Oct. 30, 1988
(185 yds.)

FEWEST ATTEMPTS

Season—

324 1982 (9 games)
334 1970
363 1960
367 1969
386 1972

Game—

6 at Pittsburgh, Oct. 31, 2004
(5 yds.)
9 vs. Pittsburgh, Dec. 9, 2007 (22)
vs. Denver, Nov. 17, 1996 (17)
10 vs. N.Y. Jets, Oct. 12, 1986 (17)
11 vs. Wash., Sept. 23, 1984 (17)
vs. Buf. Dec. 20, 1964 (33)
12 at Chi., Dec. 10, 2000 (38)
vs. Minn., Nov. 13, 1994 (42)
at K.C., Oct. 3, 1965 (32)
13 at Tenn. Dec. 16, 2002 (56)
at N.Y. Jets, Sept. 26, 1993 (31)
vs. K.C., Dec. 2, 1990 (64)
vs. Miami, Sept. 17, 1989 (43)

MOST YARDS

Season—

3,165 1978
2,948 1976
2,605 1983
2,331 1985
2,303 1977

Game—

332 vs. Denver, Nov. 28, 1976
330 vs. N.Y. Jets, Oct. 18, 1976
328 vs. N.Y. Jets, Sept. 18, 1983
281 vs. Oakland, Oct. 30, 1966
vs. Cin., Dec. 22, 1985
279 at Buffalo, Nov. 5, 1978

FEWEST YARDS

Season—

1,040 1970
1,117 1965
1,347 1982
1,332 1994
1,361 1964

Game—

2 at N.O., Nov. 30, 1986
(18 attempts)
5 at Pittsburgh, Oct. 31, 2004
(6 att.)
17 vs. Denver, Nov. 17, 1996
(9 att.)
vs. N.Y. Jets, Oct. 12, 1986
(10 att.)
vs. Wash., Sept. 23, 1984
(11 att.)
at L.A. Chargers, Oct. 28, 1960
(24 att.)
18 at Miami, Oct. 18, 1992
(18 att.)

MOST TOUCHDOWNS

Season—

30 1978
24 1976
23 1981
21 1974
20 2006

Game—

4 Accomplished 6 times.
Most recent:
vs. S.D., Oct. 16, 1983

FEWEST TOUCHDOWNS

Season—

3 1982 (9 games)
4 1990
6 1997, 1992
7 1971
8 2003, 1968, 1965

PATRIOTS TEAM RECORDS

PASSING

MOST ATTEMPTS

Season—

699 1994
686 1995
628 1996
610 1989
605 2002
586 2007
565 2000

Game—

70 vs. Minn., Nov. 13, 1994
60 at Pitt., Dec. 16, 1995
59 vs. Denver, Oct. 8, 1995
vs. N.O., Nov. 12, 1989
56 at Pitt., Dec. 17, 1989
55 vs. Denver, Sept. 24, 2006
vs. K.C., Sept. 22, 2002
at Chicago, Nov. 10, 2002
vs. L.A. Raid., Oct. 9, 1994

FEWEST ATTEMPTS

Season—

187 1982 (9 games)
305 1977
309 1976
330 1971
338 1969

Game—

5 vs. Miami, Dec. 12, 1982
(2 comps.)
9 vs. Miami, Nov. 9, 1969
(2 comps.)
10 Three times, Most recent:
vs. Seattle, Dec. 4, 1988
(5 comps.)
11 vs. Ind., Dec. 26, 1993
(9 comps.)
vs. Oakland, Oct. 30, 1966
(4 comps.)
12 vs. Buffalo, Oct. 20, 1968
(4 comps.)

MOST COMPLETIONS

Season—

405 1994
403 2007
374 2002, 1996
351 1995
340 1986

Game—

45 vs. Minn., Nov. 13, 1994
39 vs. K.C., Sept. 22, 2002
at Pitt., Dec. 16, 1995
36 at Chicago, Nov. 10, 2002
at San Diego, Sept. 29, 2002
at LA Rams, Nov. 16, 1986
34 vs. Phil., Nov. 25, 2007
vs. Phil., Nov. 29, 1987

FEWEST COMPLETIONS

Season—

93 1982 (9 games)
146 1976
159 1971
160 1977, 1968
162 1969

Game—

2 vs. Miami, Nov. 9, 1969
(9 att.)
vs. Miami, Dec. 12, 1982
(5 att.)
3 vs. N.O., Dec. 4, 1983
(10 att.)
4 Four times, Most recent:
vs. Buffalo, Oct. 11, 1987
5 Seven times, Most recent:
at Buffalo, Oct. 23, 1988

MOST NET YARDS

Season—

4,859 2007
4,444 1994
4,120 2005
3,954 1986
3,901 1996

Game—

426 vs. Minn., Nov. 13, 1994
421 at Miami, Sept. 4, 1994
414 vs. Miami, Nov. 23, 1998
409 vs. Miami, Nov. 3, 1996
405 vs. Oakland, Oct. 16, 1964

FEWEST NET YARDS

Season—

1347 1982 (9 games)
1586 1970
1746 1976
1765 1968
1887 1971

Game—

4 vs. N.Y. Jets, Sept. 19, 1982
13 vs. Miami, Dec. 12, 1982
15 at Atlanta, Nov. 29, 1992
16 vs. N.O., Dec. 4, 1983
at Miami, Dec. 8, 1968

MOST TOUCHDOWNS

Season—

50 2007
31 1997, 1964
30 1979
29 2004, 1986, 1961
28 2005, 2002

Game—

6 at Dallas, Oct. 14, 2007
vs. N.Y. Jets, Sept. 9, 1979
5 Many times, Most recent:
at Buffalo, Nov. 15, 1964

FEWEST TOUCHDOWNS

Season—

7 1970
10 1972
11 1991
12 1988, 1982
13 1992, 1973

MOST HAD INTERCEPTED

Season—

34 1981
33 1968
32 1967
29 1965, 1963
28 1988, 1975, 1972, 1970

Game—

6 at Denver, Sept. 3, 1967
vs. Buffalo, Dec. 9, 1967
at K.C., Oct. 11, 1970
at S.F., Nov. 30, 1980

FEWEST HAD INTERCEPTED

Season—

9 1982 (9 games), 2007
12 2006
13 2003, 1986, 1962
14 2004, 2002, 1984
15 2005, 2001, 2000, 1997,
1996

SACKS ALLOWED, MOST (ALLOWED BY N.E. OFFENSE)

Season—

66 1984 (454 yards)
65 1992 (458 yards)
63 1991 (436 yards)
58 1990 (443 yards)
56 1999 (349 yards)

Game—

10 at Dallas, Nov. 22, 1984
(57 yds)

SACKS ALLOWED, FEWEST (ALLOWED BY N.E. OFFENSE)

Season—

14 1977 (155 yards)
15 1982 (9 games-134 yds)
19 1976 (164 yds)
21 2007 (128 yds)
1974 (174 yds)
22 1994 (139 yds)
23 1993 (127 yds),
1988 (160 yds),
1962 (164 yds)

PATRIOTS TEAM RECORDS

PUNTING

MOST PUNTS

Season—

103	1992
96	1968
92	1990, 1986, 1985, 1984
91	1988
90	2000, 1999

Game—

- 11 Five times, Most recent:
vs. Miami, Dec. 7, 2003
- 10 Eight times, Most recent:
at Phila., Sept. 14, 2003

FEWEST PUNTS

Season—

<u>44</u>	<u>2007</u>
49	1982 (9 games)
56	2004
61	1973, 1978
63	1980

Game—

- 0 3 times, Most recent:
vs. Hou., Nov. 12, 1978
- 1 16 times, Most recent:
at Buffalo, Nov. 18, 2003

MOST YARDS

Season—

4,212	1992
3,953	1985
3,904	1984
3,831	1968
3,798	2000

Game—

- 514 at Chicago, Sept. 15, 1985
- 479 at Dallas, Nov. 22, 1984
- 436 at Oakland, Nov. 1, 1981
at Oakland, Oct. 6, 1968

FEWEST YARDS

Season—

<u>1,821</u>	<u>2007</u>
2,137	1978
2,140	1982 (9 games)
2,297	1973
2,350	2004
2,354	1977

Game—

- 0 3 times, Most recent:
vs. Hou., Nov. 12, 1978

HIGHEST AVG.

Season—

45.2	1997
44.6	2005, 1983
44.5	1998
43.7	1982
43.2	1996

Game (4 Punts Min.)—

- 55.6 at Indy, Sept. 7, 1997 (5)
- 54.3 at Detroit, Sept. 25, 1994
- 51.6 at Denver, Oct. 16, 2005
- 51.3 vs. S.D., Aug. 31, 1995 (4)
- 51.2 vs. Ind., Nov. 30, 1997 (5)
at Buff., Nov. 3, 1991 (5)

LOWEST AVG.

Season—

34.6	1977
35.0	1978

PUNT RETURNS

MOST

Season—

60	1980
52	1996
51	1993
48	1999, 1984, 1976
47	1978

Game—

- 10 at Pittsburgh, Dec. 5, 1993
- 7 at Green Bay, Nov. 19, 2006
vs. N.Y. Jets, Dec. 12, 1995
at Dallas, Nov. 22, 1984
vs. Houston, Nov. 5, 1967
- 6 Accomplished 16 times,
Most recent:
at Denver, Oct. 16, 2005

FEWEST RETURNS

Season—

16	1982
17	1972
23	1969
24	1966
25	1987

MOST YARDS

Season—

628	1976
588	1996
562	2000
533	1974
530	1985

Game—

- 167 vs. Buffalo, Nov. 7, 1976
- 139 at Buffalo, Nov. 20, 1977

FEWEST YARDS

Season—

37	1972
134	1990
138	1962
139	1982
143	1966

HIGHEST AVG.

Season—

13.3	2001
	1974
13.1	1976
13.0	1961
12.6	1985
11.7	2006

LOWEST AVG.

Season—

2.2	1972
4.6	1990
5.3	1968, 1962
5.6	1965
5.8	2004, 1971

MOST TOUCHDOWNS

Season—

- 2 2001, 1985, 1976

Game—

- 1 at Carolina, Jan. 6, 2002
vs. Cleveland, Dec. 9, 2001
vs. Tampa Bay, Sept. 3, 2000
at N.Y. Giants, Dec. 21, 1996
vs. Atlanta, Nov. 2, 1986
vs. Ind., Nov. 10, 1985
at Buffalo, Sept. 22, 1985
vs. N.Y. Jets, Nov. 2, 1980
vs. Balt., Nov. 18, 1979
vs. Denver, Nov. 28, 1976
vs. Buffalo, Nov. 7, 1976

PATRIOTS TEAM RECORDS

KICKOFF RETURNS

MOST

Season—

77 1990
75 2002, 1995
73 1967
71 1968
70 2005

Game—

10 vs. Buffalo, Dec. 9, 1967
9 at Dallas, Oct. 24, 1971
vs. N.Y. Jets, Sept. 22, 1968
vs. Oakland, Oct. 16, 1964

FEWEST

Season—

28 1982 (9 games)
39 1977
46 1976
47 1993
48 1987
49 1961

Game—

0 vs. Cin., Dec. 12, 1993
at Buffalo, Dec. 20, 1987
vs. Seattle, Oct. 9, 1977
at Denver, Sept. 14, 1969

MOST YARDS

Season—

1,771 2002
1,691 1995
1,553 2006
1,520 1975
1,498 1999

Game—

245 at Dallas, Oct. 24, 1971
230 at Balt., Dec. 21, 1975
229 at Indianapolis, Nov. 30, 2003
220 vs. Tennessee, Oct. 5, 2003
220 vs. N.Y. Jets, Dec. 22, 2002
201 vs. K.C., Sept. 22, 2002

FEWEST YARDS

Season—

646 1982 (9 games)
819 1993
901 1987 (15 games)
1,051 1977
1,087 1976

Game—

0 vs. Cin., Dec. 12, 1993
at Buffalo, Dec. 20, 1987
vs. Seattle, Oct. 9, 1977
at Denver, Sept. 14, 1969

HIGHEST AVG.

Season—

26.9 1977
26.8 2006
25.2 **2007**, 1997
24.2 1999
24.1 1973

LOWEST AVG.

Season—

17.4 1993
17.8 1994
18.1 1990
18.3 1981
18.8 1987, 1979

MOST TOUCHDOWNS

Season—

3 1977
2 **2007**, 2002, 1961, 2007
1 2006, 2004, 2003, 1997,
1992, 1991, 1988, 1982,
1980, 1975, 1973, 1962

Game—

1 18 times, Most recent:
at Miami, Oct. 21, 2007

PENALTIES

MOST

Season—

114 1985
112 1977
111 2003, 1992
110 2005
108 2002, 1998
102 1976

Game—

15 at Indianapolis, Dec. 15, 1999
14 at Denver, Nov. 3, 2003
at N.Y. Jets, Dec. 23, 1990
at Ind., Dec. 1, 1985
at Cin., Oct. 15, 1978
at Denver, Dec. 1, 1991
13 vs. K.C., Sept. 18, 1977

FEWEST

Season—

50 1973
52 1962
53 1982 (9 games) & 1964
58 1965
59 1967

Game—

1 13 times, Most recent:
vs. Buffalo, Sept. 10, 2006

MOST YARDS

Season—

1,051 1992
998 2003
940 2006
931 1977
921 2005

Game—

146 at Indianapolis, Nov. 4, 2007
139 vs. Buffalo, Nov. 6, 1983
135 at Indianapolis, Sept. 19, 1999
134 at Cin., Dec. 20, 1992
129 at Tennessee, Dec. 31, 2006
126 vs. Green Bay, Oct. 13, 2002

FEWEST YARDS

Season—

412 1982 (9 games)
456 1962
467 1964
506 1987
509 1989

Game—

5 Eight times, Most recent
vs. Buffalo, Sept. 10, 2006

PATRIOTS TEAM RECORDS

FUMBLES

MOST

Season—

- 51 1973
- 47 1983
- 43 1975
- 42 1992
- 37 1967, 1962

Game—

- 8 vs. Baltimore, Oct. 7, 1973
- 6 7 times, Most recent:
vs. Miami, Dec. 15, 1974

FEWEST

Season—

- 14 2007**
- 15 1969
- 16 1982 (9 games)
- 18 1970
- 19 2005, 1998, 1988, 1980

Game—

- 0 Many times, Most recent:
at N.Y. Giants, Dec. 29, 2007

MOST TOTAL RECOVERED

Season—

- 43 1983, 1973
- 37 1985
- 36 1975

Game—

- 8 at Pitt., Sept. 26, 1976
- 7 at LA Rams, Dec. 11, 1983

FEWEST TOTAL RECOVERED

Season—

- 8 1982 (9 games)
- 12 2000
- 15 2005, 1999, 1988
- 16 2007**

MOST OWN RECOVERED

Season—

- 25 1973
- 24 1983

Game—

- 5 at Wash., Oct. 25, 1981
- vs. Baltimore, Oct. 7, 1973

FEWEST OWN RECOVERED

Season—

- 5 1970, 1969
- 6 2007**
- 8 1982 (9 games), 1971, 1968

MOST OPPONENTS' RECOVERED

Season—

- 27 1976
- 24 1985
- 21 1987, 1978

Game—

- 6 at L.A. Rams, Dec. 11, 1983
- at Pitt., Sept. 26, 1976
- 5 at N.O., Nov. 30, 1986
- vs. Denver, Nov. 6, 1966

FEWEST OPPONENTS' RECOVERED

Season—

- 8 2005, 1998, 1984
- 9 1993
- 1965
- 10 1977, 1962, **2007**
- 11 2003, 1982 (9 games)

DEFENSIVE—NET YARDS ALLOWED

MOST NET YARDS ALLOWED

Season—

- 5,827 1981
- 5,764 1995
- 5,697 1990
- 5,644 1989
- 5,576 1983

Game—

- 584 vs. Cin., Dec. 7, 1986
- 552 vs. Miami, Oct. 21, 1984
- 540 vs. Houston, Oct. 13, 1961
- 525 at Miami, Sept. 4, 1994
- 514 at Phila., Nov. 4, 1990

FEWEST NET YARDS ALLOWED

Season—

- 2,812 1982 (9 games)
- 3,834 1963
- 4,022 1976
- 4,067 1974

Game—

- 65 vs. Seattle, Dec. 4, 1988
- 86 vs. Balt., Oct. 23, 1977
- 88 vs. Miami, Oct. 12, 1980
- 94 vs. Ind., Nov. 6, 1992

SCORING ALLOWED

MOST POINTS ALLOWED

Season—

- 446 1972, 1990
- 406 1968
- 391 1989
- 389 1967
- 377 1995

Game—

- 52 at Miami, Nov. 12, 1972
- 48 at Phila., Nov. 4, 1990
- 48 at N.Y. Jets, Oct. 27, 1968
- vs. Oakland, Oct. 22, 1967
- 45 at N.Y. Jets, Sept. 26, 1993

Shutout Game—

- 52 at Miami, Nov. 12, 1972
- 34 at Dallas Texans, Dec. 11, 1960

FEWEST POINTS ALLOWED

Season (Points)—

- 157 1982 (9 games)
- 217 1977
- 236 1976
- 237 2006
- 238 2003

Season (Average)—

- 14.8 2006
- 14.9 2003
- 15.5 1977
- 16.3 2004
- 16.9 1976

Game—

- 0 22 times, Most recent:
at Green Bay, Nov. 19, 2006
(35-0)

PATRIOTS TEAM RECORDS

RUSHING ALLOWED

MOST ATTEMPTS ALLOWED

Season—

644 1981
565 1990
560 1973
555 1975

Game—

58 vs. N.Y. Jets, Oct. 14, 1973
54 vs. Clev., Oct. 4, 1987
vs. St. Louis, Dec. 2, 1984
vs. Wash., Sept. 23, 1984

FEWEST ATTEMPTS ALLOWED

Season—

310 1963
314 1982 (9 games)
350 1961
356 1964

Game—

10 at N.Y. Jets, Dec. 26, 2005
at Oakland, Dec. 9, 1961
12 at Buffalo, Dec. 11, 2005

MOST YARDS

Season—

2,950 1981
2,850 1973
2,717 1972
2,676 1990

Game—

360 vs. Buffalo, Sept. 16, 1973
349 vs. Buffalo, Dec. 14, 1975

FEWEST YARDS

Season—

1,041 1961
1,107 1963
1,135 1966
1,143 1964

Game—

2 at S.D., Dec. 17, 1961
14 at Buffalo, Dec. 11, 2005
19 vs. Houston, Nov. 1, 1963

MOST TOUCHDOWNS

Season—

29 1990
27 1972
22 1979, 1968
21 1960

Game—

6 at N.Y. Jets, Oct. 27, 1968
5 at G.B. (Mil.), Oct. 9, 1988

FEWEST TOUCHDOWNS

Season—

5 1991
6 1999
7 **2007**, 2003, 2001, 1966
8 1998, 1977
9 2004, 1993, 1983,
1982 (nine games), 1961

PASSING ALLOWED

MOST ATTEMPTS ALLOWED

Season—

618 2003
616 1997
596 1996
570 1998
565 1991

Game—

63 vs. Minn., Oct. 20, 1991
61 vs. Minn., Dec. 16, 1979
60 vs. Miami, Nov. 23, 1997
59 vs. N.Y. Giants, Oct. 12, 2003

56 vs. N.Y. Jets, Oct. 2, 1966
vs. Denver, Sept. 21, 1962

FEWEST ATTEMPTS ALLOWED

Season—

240 1973
267 1982 (9 games)
325 1972
334 1970

Game—

7 at Buffalo, Dec. 9, 1973
vs. N.Y. Jets, Oct. 14, 1973
9 vs. N.Y. Jets, Oct. 15, 1972

MOST COMPLETIONS ALLOWED

Season—

368 1997
342 1995
336 1998
335 1991

Game—

38 vs. Miami, Nov. 23, 1997
36 at Indy, Oct. 20, 1996
35 vs. N.Y. Giants, Oct. 12, 2003
vs. Minn., Dec. 16, 1979
vs. Minn., Oct. 20, 1991

FEWEST COMPLETIONS ALLOWED

Season—

134 1973
142 1982 (9 games)
170 1971
174 1972

Game—

1 vs. N.Y. Jets, Oct. 14, 1973
2 at Buffalo, Dec. 9, 1973

MOST NET YARDS ALLOWED

Season—

3,886 1995
3,852 1991
3,803 1996
3,772 1997

Game—

467 vs. Minn., Dec. 16, 1979
456 at Miami, Sept. 4, 1994

FEWEST NET YARDS ALLOWED

Season—

1,338 1973
1,519 1982 (9 games)
2,033 1977
2,154 1971

Game—

0 vs. N.Y. Jets, Oct. 14, 1973
8 vs. N.Y. Jets, Oct. 10, 1971

MOST TOUCHDOWNS ALLOWED

Season—

29 1995
28 1967, 1980
27 1961, 1989

Game—

5 vs. Oakland, Oct. 22, 1967
vs. K.C., Sept. 25, 1966

FEWEST TOUCHDOWNS ALLOWED

Season—

9 1982 (9 games)
10 2006
11 2003, 1973
13 1988, 1979
14 1997, 1985

SACKS, MOST RECORDED (BY N.E. DEFENSE)

Season—

58 1977 (471 yards),
NFL leaders
57 1979 (512 yards),
NFL leaders
56 1963 (626 yards)
55 1984 (452 yards)

Game—

10 at Oakland, Sept. 22, 1963
(100 yds)
9 at Atlanta, Nov. 4, 2001 (47)
vs. Miami, Oct. 17, 1999 (53)
at Houston, Dec. 8, 1963 (100)
vs. N.Y. Jets, Sept. 9, 1979 (86)
vs. Denver, Nov. 28, 1976 (59)

SACKS, FEWEST RECORDED (BY N.E. DEFENSE)

Season—

15 1972 (101 yards)
20 1982 (9 games-134 yds),
1981 (175 yards)
1992 (114 yards)

Game—

0 Many times, most recent:
at Baltimore, Dec. 3, 2007

PATRIOTS TEAM RECORDS

FIRST DOWNS ALLOWED

MOST TOTAL ALLOWED

Season—

328 1981
326 2000, 1983
322 1997
315 2002
312 1991
311 1984

Game—

33 vs. Miami, Nov. 23, 1997
vs. Miami, Oct. 21, 1984
30 at Pitt., Sept. 25, 1983
vs. N.Y. Jets, Sept. 19, 1982
vs. Minn., Dec. 16, 1979

FEWEST TOTAL ALLOWED

Season—

185 1982 (9 games)
215 1977, 1973
219 1967
220 1962
222 1963

Game—

2 vs. Seattle, Dec. 4, 1988
5 at Chicago, Oct. 14, 1979
vs. Ind., Nov. 11, 1990

MOST RUSHING

Season—

160 1981
151 1990
144 1972
142 1969, 1973
129 2002, 1983

Game—

20 vs. N.Y. Jets, Sept. 19, 1982
19 vs. Buffalo, Dec. 14, 1975
vs. N.Y. Jets, Oct. 15, 1972

FEWEST RUSHING

Season—

59 1963
61 1967
63 1964
67 2006
68 1966, 1962

Game—

0 6 times, Most recent:
vs. Ind., Nov. 11, 1990

MOST PASSING

Season—

208 1998
199 1991
184 2000
183 1997
182 1984

Game—

21 vs. Miami, Nov. 23, 1997
20 at S.F., Oct. 22, 1989
19 vs. Cincinnati, Dec. 12, 2004
vs. St. Louis, Nov. 18, 2001
18 vs. N.Y. Giants, Oct. 12, 2003
vs. Buffalo, Nov. 7, 1993
at Denver, Nov. 4, 1984
vs. S.D., Oct. 16, 1983
vs. S.F., Oct. 2, 1983

FEWEST PASSING

Season—

67 1973
88 1982 (9 games)
105 1970
111 1971, 1977
115 1969

Game—

1 vs. N.Y. Jets, Oct. 14, 1973
2 Accomplished 9 times,
Most recent: vs. Seattle,
Dec. 4, 1988

MOST PENALTY

Season—

34 2000
33 2006, 2005, 2001
31 1992
30 2004
28 1968

Game—

7 at Oakland, Oct. 6, 1968
6 at N.Y. Jets, Oct. 27, 1968

FEWEST PENALTY

Season—

6 1973
10 1982 (9 games)
11 1993, 1974, 1980
13 1965
15 1988, 1986, 1978, 1964

Game—

0 Many times, Most recent:
vs. Phil., Nov. 25, 2007

INTERCEPTIONS BY PATRIOTS

MOST

Season—

31 1964
29 2003, 1963
25 1962, 1960
24 1998, 1980, 1974
23 1996, 1985, 1976, 1968
22 2006, 2001, 1994

Game—

7 at N.Y. Jets, Nov. 21, 1976
6 vs. N.Y. Jets, Sept. 27, 1964
vs. Houston, Nov. 1, 1963

FEWEST

Season—

8 1970
10 2005, 2000, 1972
12 1991, 1982
13 1993, 1975, 1973
14 1992, 1990

MOST YARDS

Season—

645 1963
505 1976
427 1985, 1964
422 2001
366 1997
365 1962

Game—

204 vs. Houston, Nov. 1, 1963
160 vs. Miami, Nov. 23, 1997
145 at N.Y. Jets, Nov. 21, 1976

FEWEST YARDS

Season—

85 2005
99 1991
105 1973
110 1999
118 1989
122 1993

MOST TOUCHDOWNS

Season—

5 2003, 2001
4 1997
3 2007, 2002, 1998,
1992, 1976, 1963, 1962
2 1999, 1996, 1987, 1974,
1971, 1967, 1961

Game—

2 at Carolina, Jan. 6, 2002
vs. Indianapolis, Sept. 30, 2001
vs. Miami, Nov. 17, 1999
at Indianapolis, Nov. 15, 1992
at N.Y. Jets, Nov. 21, 1976
vs. Houston, Nov. 1, 1963

FEWEST TOUCHDOWNS

Season—

0 2006, 2000, 1995, 1993,
1991, 1990, 1988, 1984,
1981, 1977, 1973, 1972,
1970, 1966, 1965, 1960
1 2004, 1994, 1989, 1986,
1985, 1983, 1982, 1980,
1979, 1978, 1975, 1969,
1968, 1964

Great execution has its rewards . . .



*Whether you are scoring
on the field . . .*

*or bringing products to
market around the world.*

discover.
satisfaction



When your supply chain execution is in the best hands possible.

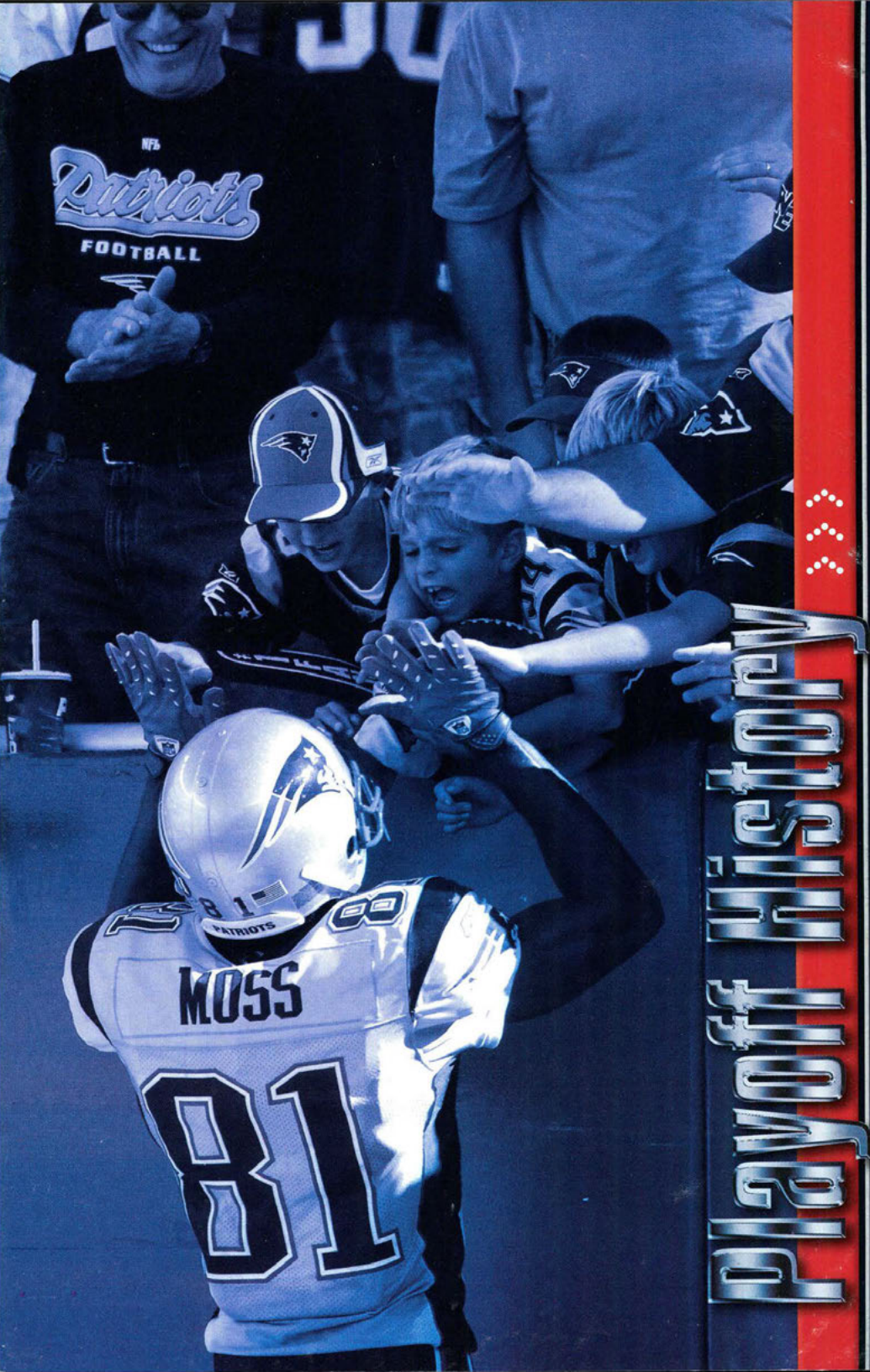
As a leading provider of global supply chain management services and solutions, ModusLink has decades of experience helping technology companies bring their products to market around the world with greater **efficiency, speed** and **cost savings**.

Contact us today . . .
and **discover** the satisfaction
of great execution!

moduslink_marketing@moduslink.com
781-663-5000


ModusLink

www.moduslink.com/discover



Playoff History

PATRIOTS PLAYOFF RESULTS

ALL-TIME PLAYOFF RESULTS

The Patriots have played in 34 playoff games during their 48-year history, compiling an overall playoff record of 21-13. The Patriots won an NFL-record 10 consecutive playoff games from the 2001 season to the 2005 season. Since Robert Kraft purchased the Patriots in 1994, the team is 17-7 in the playoffs, and its 17 playoff victories are the most in the NFL over that span.

ALL-TIME PLAYOFF RESULTS (21-13)

Date	Round	Opponent	W/L	Score
12/28/63	AFL Divisional	at Buffalo	W	26-8
01/05/64	AFL Championship	at San Diego	L	10-51
12/18/76	AFC Divisional	at Oakland	L	21-24
12/31/78	AFC Divisional	Houston	L	14-31
01/08/83	First Round Playoff	at Miami	L	13-28
12/28/85	AFC Wild Card	at N.Y. Jets	W	26-14
01/05/86	AFC Divisional	at L.A. Raiders	W	27-20
01/12/86	AFC Championship	at Miami	W	31-14
01/26/86	Super Bowl XX	Chicago	L	10-46
01/04/87	AFC Divisional	at Denver	L	17-22
01/01/95	AFC Wild Card	at Cleveland	L	13-20
01/05/97	AFC Divisional	Pittsburgh	W	28-3
01/12/97	AFC Championship	Jacksonville	W	20-6
01/26/97	Super Bowl XXXI	Green Bay	L	21-35
12/28/97	AFC Wild Card	Miami	W	17-3
01/03/98	AFC Divisional	at Pittsburgh	L	6-7
01/03/99	AFC Wild Card	at Jacksonville	L	10-25
01/19/02	AFC Divisional	Oakland	W	16-13
01/27/02	AFC Championship	at Pittsburgh	W	24-17
02/03/02	Super Bowl XXXVI	St. Louis	W	20-17
01/10/04	AFC Divisional	Tennessee	W	17-14
01/18/04	AFC Championship	Indianapolis	W	24-14
02/01/04	Super Bowl XXXVIII	Carolina	W	32-29
01/16/05	AFC Divisional	Indianapolis	W	20-3
01/23/05	AFC Championship	at Pittsburgh	W	41-27
02/06/05	Super Bowl XXXIX	Philadelphia	W	24-21
01/07/06	AFC Wild Card	Jacksonville	W	28-3
01/14/06	AFC Divisional	at Denver	L	13-27
01/07/07	AFC Wild Card	N.Y. Jets	W	37-16
01/14/07	AFC Divisional	at San Diego	W	24-21
01/21/07	AFC Championship	at Indianapolis	L	34-38
01/12/08	AFC Divisional	Jacksonville	L	31-20
01/20/08	AFC Championship	San Diego	W	21-12
02/03/08	Super Bowl XLII	N.Y. Giants	L	14-17

PATRIOTS PLAYOFF SEASONS (16)

Year	How Qualified	Record
1963	Div. Champions	1-1
1976	Wild Card	0-1
1978	Div. Champions	0-1
1982*	16-Team Format	0-1
1985	Wild Card	3-1
1986	Div. Champions	0-1
1994	Wild Card	0-1
1996	Div. Champions	2-1
1997	Div. Champions	1-1
1998	Wild Card	0-1
2001	Div. Champions	3-0
2003	Div. Champions	3-0
2004	Div. Champions	3-0
2005	Div. Champions	1-1
2006	Div. Champions	2-1
2007	Div. Champions	2-1

NFL PLAYOFF RECORDS

(Minimum 10 Postseason Games)

Team	W	L	Pct.
Green Bay Packers	25	15	.625
New England Patriots	21	13	.618
Pittsburgh Steelers	28	19	.596
San Francisco 49ers	25	17	.595
Oakland/LA Raiders	25	18	.581
Washington Redskins	23	17	.575
Dallas Cowboys	32	24	.571
Miami Dolphins	20	19	.513
Ind./Baltimore Colts	17	17	.500

MOST PLAYOFF WINS IN A DECADE

Team	Decade	Wins
New England Patriots	2000s	14
Dallas Cowboys	1970s	14
Pittsburgh Steelers	1970s	14
San Francisco 49ers	1980s	13
Dallas Cowboys	1990s	12
Washington Redskins	1980s	11
Buffalo Bills	1990s	10

The Patriots are 11-1 at home in the playoffs in their history and enter 2008 with an 11-game home winning streak in postseason play. New England has not lost at home in the playoffs in 30 years, dating back to Dec. 31, 1978. Eleven of the franchise's 12 home playoff games have taken place since Robert Kraft purchased the team in 1994.

NFL'S LONGEST HOME PLAYOFF WINNING STREAKS

Team	Win Streak	Seasons
Green Bay Packers	13	1939-2001
New England Patriots	11	1996-Pres.
Buffalo Bills	9	1988-1995
Washington Redskins	8	1942-1983

ALL-TIME BEST HOME WINNING PERCENTAGE


(Minimum three games)

Team	W	L	Pct.
New England Patriots	11	1	.917
Washington Redskins	13	2	.867
Detroit Lions	5	1	.833
Green Bay Packers	14	3	.824


PATRIOTS SUPER BOWL RINGS



Super Bowl XXXVI



Super Bowl XXXVIII



Super Bowl XXXIX

INDIVIDUAL PLAYOFF RECORDS

bold = player on the current roster; underline = accomplished during 2007 playoffs

PLAYOFF SERVICE

GAMES PLAYED

Career—

- 22 **Tedy Bruschi** (1996,97,98,2001,03,04,05,06,07)
- 20 Troy Brown (1994,96,97,98,2001,03,04,05,06)
- 18 Willie McGinest (1994,96,97,98,2001,03,04,05)
- 17 Tom Brady (2001, 03, 04, 05, 06, 07)
- 17 Kevin Faulk (2001, 03, 04, 05, 06, 07)
- 17 Larry Izzo (2001, 03, 04, 05, 06, 07)
- 17 Adam Vinatieri (1996,97,98,2001,03,04,05)
- 17 Mike Vrabel (2001, 03, 04, 05, 06, 07)

PLAYOFF SCORING

POINTS

Career—

- 117 Adam Vinatieri (26 FGs, 39 PAT kicks)
- 45 **Stephen Gostkowski** (9 FGs, 18 PAT kicks)
- 42 David Givens (7 receiving touchdowns)
- 39 Tony Franklin (9 FGs, 12 PAT kicks)
- 30 Curtis Martin (5 rushing touchdowns)

Game—

- 18 Curtis Martin vs. Pitt., Jan. 5, 1997 (3 rush TD)
- 16 Adam Vinatieri vs. Indianapolis, Jan. 18, 2004 (5 FG, 1 PAT)
- 14 Gino Cappelletti at Buffalo, Dec. 28, 1963 (4 FG, 2 PAT)
- 14 Tony Franklin at N.Y. Jets, Dec. 28, 1985 (4 FG, 2 PAT)
- 13 **Stephen Gostkowski** vs. N.Y. Jets, Jan. 7, 2007 (3 FG, 4 PAT)

TOUCHDOWNS

Career—

- 7 David Givens (8 games) (7 rec. TD)
- 5 Curtis Martin (3 games) (5 rush TD)
- 4 Corey Dillon (8 games) (4 rush TD)

Game—

- 3 Curtis Martin vs. Pitt., Jan. 5, 1997 (3 rush TD)
- 2 Deion Branch at Pitt., Jan. 23, 2005 (1 rec., 1 rush TD)
- 2 Larry Garron at Buffalo, Dec. 28, 1963 (2 rec. TD)
- 2 Stanley Morgan at Denver, Jan. 4, 1987 (2 rec. TD)
- 2 Benjamin Watson vs. Jacksonville, Jan. 12, 2008 (2 rec. TD)

PLAYOFF FIELD GOALS

FIELD GOALS MADE

Career—

- 26 Adam Vinatieri (17 games)
- 9 Tony Franklin (5 games)
- 9 **Stephen Gostkowski** (6 games)
- 5 Gino Cappelletti (2 games)

Game—

- 5 Adam Vinatieri vs. Ind., Jan. 18, 2004 (31,25,27,21,34)
- 4 Tony Franklin at N.Y. Jets, Dec. 28, 1985 (33, 41, 20, 26)
- 4 Gino Cappelletti at Buffalo, Dec. 28, 1963 (28, 12, 33, 36)
- 3 **Stephen Gostkowski** at San Diego, Jan. 14, 2007 (50,34,31)
- 3 **Stephen Gostkowski** vs. N.Y. Jets, Jan. 7, 2007 (20,40,28)
- Adam Vinatieri vs. Oakland, Jan. 19, 2002 (23,45,23)

FIELD GOALS ATTEMPTED

Career—

- 34 Adam Vinatieri (17 games)
- 11 Tony Franklin (5 games)
- 10 **Stephen Gostkowski** (6 games)
- 6 Gino Cappelletti (2 games)

Game—

- 5 Adam Vinatieri vs. Indianapolis, Jan. 18, 2004 (31, 25, 27, 21, 34)
- Tony Franklin at N.Y. Jets, Dec. 28, 1985 (33,41,20,41w,26)
- Gino Cappelletti, at Buffalo, Dec. 28, 1963 (28,12,33,36,45s)

LONGEST FIELD GOALS

- 50 **Stephen Gostkowski** at San Diego, Jan. 14, 2007
- 48 Adam Vinatieri at Pittsburgh, Jan. 23, 2005
- Adam Vinatieri vs. St. Louis Feb. 3, 2002
- 46 Adam Vinatieri vs. Tennessee, Jan. 10, 2004
- Adam Vinatieri at Pittsburgh, Jan. 3, 1998

PLAYOFF RUSHING

RUSHING ATTEMPTS

Career—

- 120 Corey Dillon (8 games)
- 117 Antowain Smith (6 games)
- 92 **Laurence Maroney** (6 games)
- 82 Craig James (5 games)
- 74 **Kevin Faulk** (17 games)
- 49 Curtis Martin (3 games)
- 47 Tony Collins (6 games)

Game—

- 26 Antowain Smith vs. Carolina, Feb. 1, 2004
- 25 **Laurence Maroney vs. San Diego, Jan. 21, 2008**
- 24 Corey Dillon at Pittsburgh, Jan. 23, 2005
- 23 Corey Dillon vs. Indianapolis, Jan. 16, 2005
- Craig James at L.A. Raiders, Jan. 5, 1986
- 22 Antowain Smith vs. Indianapolis, Jan. 18, 2004
- Derrick Collors vs. Miami, Dec. 27, 1997
- Craig James at Miami, Jan. 12, 1986
- Craig James, at N.Y. Jets, Dec. 28, 1985
- Laurence Maroney vs. Jacksonville, Jan. 12, 2008**

RUSHING YARDS

Career—

- 508 Corey Dillon (8 games)
- 456 Antowain Smith (6 games)
- 373 **Kevin Faulk** (17 games)
- 367 **Laurence Maroney** (6 games)
- 290 Craig James (5 games)
- 267 Curtis Martin (3 games)

RUSHING YARDS (Cont.)

Game—

- 166 Curtis Martin, vs. Pittsburgh, Jan. 5, 1997
- 144 Corey Dillon vs. Indianapolis, Jan. 16, 2005
- 122 **Laurence Maroney vs. Jacksonville, Jan. 12, 2008**
- Laurence Maroney vs. San Diego, Jan. 21, 2008**
- 105 Craig James, at Miami, Jan. 12, 1986
- 104 Craig James, at L.A. Raiders, Jan. 5, 1986

LONGEST RUSHES

- 78t Curtis Martin, vs. Pittsburgh, Jan. 5, 1997
- 45 Robert Weathers at Miami, Jan. 12, 1986
- 42 Corey Dillon vs. Indianapolis, Jan. 16, 2005
- 35 Corey Dillon at Indianapolis, Jan. 21, 2007
- 35 Antowain Smith vs. Indianapolis, Jan. 18, 2004

RUSHING TOUCHDOWNS

Career—

- 5 Curtis Martin (3 games)
- 4 Corey Dillon (8 games)
- 3 **Laurence Maroney** (6 games)
- 2 **Tom Brady** (17 games)
- Antowain Smith (6 games)

LONGEST RUSHING TOUCHDOWNS

- 78 Curtis Martin vs. Pittsburgh, Jan. 5, 1997
- 25 Corey Dillon at Pittsburgh, Jan. 23, 2005
- 23 Curtis Martin vs. Pittsburgh, Jan. 5, 1997
- 23 Deion Branch at Pittsburgh, Jan. 23, 2005

INDIVIDUAL PLAYOFF RECORDS

PLAYOFF PASSING

PASSING YARDS

Career—

3,954	Tom Brady (17 games)
1,335	Drew Bledsoe (7 games)
571	Steve Grogan (4 games)
561	Tony Eason (5 games)
489	Vito "Babe" Parilli (2 games)

Game—

354	Tom Brady vs. Carolina, Feb. 1, 2004
341	Tom Brady at Denver, Jan. 14, 2006
312	Tom Brady vs. Oakland, Jan. 19, 2002
300	Vito "Babe" Parilli at Buffalo Dec. 28, 1963
280	Tom Brady at San Diego, Jan. 14, 2007

PASSING ATTEMPTS

Career—

595	Tom Brady (17 games)
252	Drew Bledsoe (7 games)
95	Steve Grogan (4 games)
72	Tony Eason (5 games)
64	Vito "Babe" Parilli (2 games)

Game—

52	Tom Brady vs. Oakland, Jan. 19, 2002
51	Tom Brady at San Diego, Jan. 14, 2007
50	Drew Bledsoe at Cleveland, Jan. 1, 1995
48	Tom Brady vs. N.Y. Giants, Feb. 3, 2008
	Tom Brady vs. Carolina, Feb. 1, 2004
	Drew Bledsoe vs. Green Bay, Jan. 26, 1997

PASS COMPLETIONS

Career—

372	Tom Brady (17 games)
129	Drew Bledsoe (7 games)
48	Steve Grogan (4 games)
42	Tony Eason (5 games)
28	Vito "Babe" Parilli (2 games)

Game—

32	Tom Brady vs. Carolina, Feb. 1, 2004
	Tom Brady vs. Oakland, Jan. 19, 2002
29	Tom Brady vs. N.Y. Giants, Feb. 3, 2008
27	Tom Brady at San Diego, Jan. 14, 2007
26	Tom Brady vs. Jacksonville, Jan. 12, 2008

COMPLETION PERCENTAGE

Career—

62.5	Tom Brady (17 games) (595-372)
58.3	Tony Eason (5 games) (72-42)
54.5	Tom Owen (1 game) (22-12)
51.2	Drew Bledsoe (7 games) (252-129)
50.5	Steve Grogan (4 games) (95-48)

COMPLETION PERCENTAGE (Cont.)

Game (Minimum 10 att.)—

92.9	Tom Brady vs. Jacksonville, Jan. 12, 2008 (28-26)
83.0	Tony Eason at Miami, Jan. 12, 1986 (12-10)
75.0	Tony Eason at N.Y. Jets, Dec. 28, 1986 (16-12)
69.7	Tom Brady vs. Philadelphia, Feb. 6, 2005 (33-23)
66.7	Tom Brady vs. San Diego, Jan. 20, 2008 (33-22)
	Tom Brady at Pittsburgh, Jan. 23, 2005 (21-14)
	Tom Brady vs. Indianapolis, Jan. 16, 2005 (27-18)
	Tom Brady vs. Carolina, Feb. 1, 2004 (48-32)

PASSING TOUCHDOWNS

Career—

26	Tom Brady (17 games)
7	Tony Eason (5 games)
6	Drew Bledsoe (7 games)
3	Steve Grogan (4 games)
2	Vito "Babe" Parilli (2 games)

Game—

3	Tom Brady vs. Jacksonville, Jan. 12, 2008
	Tom Brady vs. Jacksonville, Jan. 7, 2006
	Tom Brady vs. Carolina, Feb. 1, 2004
	Tony Eason at Miami, Jan. 12, 1986
2	Seven times, most recent
	Tom Brady vs. San Diego, Jan. 21, 2008

INTERCEPTIONS

Career—

12	Drew Bledsoe (7 games)
	Tom Brady (17 games)
7	Steve Grogan (4 games)
2	Vito "Babe" Parilli (2 games)

Game—

4	Drew Bledsoe vs. Green Bay, Jan. 26, 1997
3	Drew Bledsoe at Cleveland, Jan. 1, 1995
	Tom Brady vs. San Diego, Jan. 20, 2008
	Tom Brady at San Diego, Jan. 14, 2007

PASSER RATING

Career (Minimum 25 att.)—

115.6	Tony Eason (5 games)
88.0	Tom Brady (17 games)
67.7	Vito "Babe" Parilli (2 games)
54.9	Drew Bledsoe (7 games)
50.4	Scott Zolak (2 games)

Game (Minimum 10 att.)—

141.4	Tom Brady vs. Jacksonville, Jan. 12, 2008
132.0	Tony Eason at N.Y. Jets, Dec. 28, 1985
130.9	Tony Eason at Miami, Jan. 12, 1986
130.5	Tom Brady at Pittsburgh, Jan. 23, 2005
116.4	Tom Brady vs. Jacksonville, Jan. 7, 2006
110.2	Tom Brady vs. Philadelphia, Feb. 6, 2005

PLAYOFF RECEIVING

RECEPTIONS

Career—

58	Troy Brown (20 games)
45	Kevin Faulk (17 games)
41	Deion Branch (8 games)
35	David Givens (8 games)
27	Wes Welker (3 games)

Game—

11	Wes Welker vs. N.Y. Giants, Feb. 3, 2008
	Deion Branch vs. Philadelphia, Feb. 6, 2004
10	Jabar Gaffney at San Diego, Jan. 14, 2007
	Deion Branch vs. Carolina, Feb. 1, 2004
	Jermaine Wiggins vs. Oakland, Jan. 19, 2002

RECEIVING YARDS

Career—

694	Troy Brown (20 games)
629	Deion Branch (8 games)
375	Kevin Faulk (17 games)
324	David Givens (8 games)
317	Terry Glenn (5 games)

Game—

153	Deion Branch at Denver, Jan. 14, 2006 (8 rec)
143	Deion Branch vs. Carolina, Feb. 1, 2004 (10)
133	Deion Branch vs. Philadelphia, Feb. 6, 2005 (11)
121	Troy Brown at Pittsburgh, Jan. 27, 2002 (8)
120	Larry Garron at Buffalo, Dec. 28, 1963 (4)

INDIVIDUAL PLAYOFF RECORDS

PLAYOFF RECEIVING (Cont.)

TOUCHDOWN RECEPTIONS

Career—	
7	David Givens (8 games)
3	Jabar Gaffney (6 games)
	Benjamin Watson (8 games)
	Stanley Morgan (7 games)
2	Deion Branch (8 games)
	Troy Brown (20 games)
	Keith Byars (5 games)
	Russ Francis (2 games)
	Larry Garron (2 games)
	David Patten (6 games)
	Mike Vrabel (17 games)
	Wes Welker (3 games)

TOUCHDOWN RECEPTIONS (Cont.)

Game—	
2	<u>Benjamin Watson vs. Jacksonville, Jan. 12, 2008</u>
	Larry Garron at Buffalo, Dec. 28, 1963
	Stanley Morgan at Denver, Jan. 4, 1987

LONGEST RECEPTIONS

73	Deion Branch from Tom Brady, at Denver, 1/14/06
63t	<u>Benjamin Watson from Tom Brady, vs. Jac., 1/7/06</u>
60t	Deion Branch from Tom Brady, at Pittsburgh, 1/23/05
59t	Larry Garron from Babe Parilli, at Buffalo, 12/28/63

PLAYOFF SCRIMMAGE YARDS

SCRIMMAGE YARDS (RUSHING AND RECEIVING)

Career—	
748	Kevin Faulk (17 games) (373 rush, 375 rec.)
675	Troy Brown (20 games) (-19 rush, 694 rec.)
670	Deion Branch (8 games) (41 rush, 629 rec.)
582	Corey Dillon (8 games) (508 rush, 74 rec.)
469	Antowain Smith (6 games) (456 rush, 13 rec.)

SCRIMMAGE YARDS (Cont.)

Game—	
175	Curtis Martin vs. Pitt., Jan. 5, 1997 (166 rush, 9 rec.)
164	Larry Garron at Buff., Dec. 28, 1963 (44 rush, 120 rec.)
161	Corey Dillon vs. Ind., Jan. 16, 2005 (144 rush, 17 rec.)
162	<u>Laurence Marney vs. Jac., Jan. 12, 2008 (122 rush, 40 rec.)</u>
153	Deion Branch vs. Den., Jan. 14, 2006 (0 rush, 153 rec.)
	Deion Branch at Pitt., Jan. 23, 2005 (37 rush, 116 rec.)

PLAYOFF INTERCEPTIONS

INTERCEPTIONS

Career—	
7	Rodney Harrison (9 games)
5	Asante Samuel (14 games)
4	Ty Law (12 games)
3	Fred Marion (6 games)
Game—	
3	Ty Law vs. Indianapolis, Jan. 18, 2004
2	Eugene Wilson at Pittsburgh, Jan. 23, 2005
2	Ronnie Lippett at L.A. Raiders, Jan. 5, 1986
2	Ross O'Hanley at Buffalo, Dec. 28, 1963
2	Bob Dee at Buffalo, Dec. 28, 1963

INTERCEPTION RETURN YARDAGE

Career—	
158	Asante Samuel (14 games)
118	Rodney Harrison (9 games)
73	Ty Law (12 games)
71	Fred Marion (6 games)
40	Todd Collins (5 games)

INTERCEPTION RETURN YARDAGE (Cont.)

Game—	
87	Rodney Harrison at Pittsburgh, Jan. 23, 2005 (1 int.)
73	Asante Samuel vs. Jacksonville, Jan. 7, 2006 (1)
47	Ty Law vs. St. Louis, Feb. 3, 2002 (1)
40	Todd Collins vs. Miami, Dec. 28, 1997 (1)
39	Asante Samuel at Indianapolis, Jan. 21, 2007 (1)

LONGEST INTERCEPTION RETURN

87	Rodney Harrison, at Pittsburgh, Jan. 23, 2005 (TD)
73	Asante Samuel, vs. Jacksonville, Jan. 7, 2006 (TD)
47	Ty Law, vs. St. Louis, Feb. 3, 2002 (TD)
39	Asante Samuel at Indianapolis, Jan. 21, 2007 (TD)
36	Asante Samuel vs. N.Y. Jets, Jan. 7, 2007 (TD)

INTERCEPTION RETURNS FOR TOUCHDOWNS

3	Asante Samuel (14 games)
1	Rodney Harrison (9 games)
1	Ty Law (12 games)
1	Todd Collins (5 games)

PLAYOFF SACKS

SACKS

Career—	
16.0	Willie McGinest (18 games)
7.0	Mike Vrabel (17 games)
5.0	Jarvis Green (14 games)
4.5	Tedy Bruschi (22 games)
4.5	Richard Seymour (15 games)

SACKS (Cont.)

Game—	
4.5	Willie McGinest vs. Jacksonville, Jan. 7, 2006
3.0	Jarvis Green vs. Indianapolis, Jan. 18, 2004
3.0	Willie McGinest vs. Tennessee, Jan. 10, 2004
2.0	Six times, most recent
	<u>Adalius Thomas vs. N.Y. Giants, Feb. 3, 2008</u>

INDIVIDUAL PLAYOFF RECORDS

PLAYOFF PUNTS

PUNTS

Career—

- 43 Tom Tupa (6 games)
- 36 Rich Camarillo (6 games)
- 34 Ken Walter (6 games)
- 23 Josh Miller (5 games)
- 14 Todd Sauerbrun (3 games)

Game—

- 9 Rich Camarillo at Denver, Jan. 4, 1987 (50.2 avg.)
- 8 Ken Walter vs. St. Louis, Feb. 3, 2002 (43.1)
- Ken Walter vs. Oakland, Jan. 19, 2002 (35.0)
- Tom Tupa, at Jacksonville, Jan. 3, 1999 (47.3)
- Tom Tupa, vs. Green Bay, Jan. 26, 1997 (45.1)

PUNT AVERAGE

- 51.4 Todd Sauerbrun at Indianapolis, Jan. 14, 2007 (5 kicks)
- 50.2 Rich Camarillo at Denver, Jan. 4, 1987 (9)
- 48.7 Josh Miller at Denver, Jan. 14, 2006 (3)
- 47.3 Tom Tupa at Jacksonville, Jan. 3, 1999 (8)
- 46.9 Tom Yewcic at San Diego, Jan. 5, 1964 (7)
- 45.1 Josh Miller vs. Philadelphia, Feb. 6, 2005 (7)
- Tom Tupa vs. Green Bay, Jan. 26, 1997 (8)
- 45.0 Rich Camarillo, at L.A. Raiders, Jan. 5, 1986 (5)

LONGEST PUNTS

- 68 Tom Yewcic at San Diego, Jan. 5, 1964
- 62 Rich Camarillo vs. Chicago, Jan. 26, 1986
- 60 Rich Camarillo at Denver, Jan. 4, 1987
- 59 Todd Sauerbrun at Indianapolis, Jan. 21, 2007

PLAYOFF PUNT RETURNS

PUNT RETURNS

Career—

- 33 Troy Brown (20 games)
- 18 David Meggett (5 games)
- 8 Irving Fryar (4 games)
- 7 Tim Dwight (2 games)
- 2 Art Graham (2 games)
- Roland James (5 games)
- Wes Welker (3 games)**

Game—

- 7 David Meggett vs. Pittsburgh, Jan. 5, 1997
- 5 Troy Brown vs. Oakland, Jan. 19, 2002
- 4 Tim Dwight vs. Jacksonville, Jan. 7, 2006
- Troy Brown vs. Carolina, Feb. 1, 2004
- Troy Brown, at Jacksonville, Jan. 3, 1999
- David Meggett vs. Green Bay, Jan. 26, 1997
- Irving Fryar, at N.Y. Jets, Dec. 28, 1985

PUNT RETURN YARDS

Career—

- 315 Troy Brown (20 games)
- 165 David Meggett (5 games)
- 68 Tim Dwight (2 games)
- 47 Irving Fryar (4 games)
- 14 Bethel Johnson (6 games)

Game—

- 80 Troy Brown at Pittsburgh, Jan. 27, 2002
- 72 David Meggett vs. Pittsburgh, Jan. 5, 1997
- 49 Troy Brown vs. Oakland, Jan. 19, 2002
- 40 Troy Brown vs. Carolina, Feb. 1, 2004
- 39 Troy Brown at Indianapolis, Jan. 21, 2007

LONGEST PUNT RETURN

- 551 Troy Brown at Pittsburgh, Jan. 27, 2002
- 28 Troy Brown vs. Carolina, Feb. 1, 2004
- Art Graham, at Buffalo., Dec. 28, 1963
- 27 Tim Dwight vs. Jacksonville, Jan. 7, 2006
- Troy Brown vs. Oakland, Jan. 19, 2002

PLAYOFF KICKOFF RETURNS

KICKOFF RETURNS

Career—

- 17 Ellis Hobbs (8 games)
- 15 Patrick Pass (10 games)
- Stephen Starring (5 games)
- 12 **Laurence Maroney (6 games)**
- 11 Bethel Johnson (6 games)

Game—

- 7 Stephen Starring, vs. Chicago, Jan. 26, 1986
- 6 **Ellis Hobbs at Indianapolis, Jan. 21, 2007**
- Derrick Cullors, at Jacksonville, Jan. 3, 1999
- 5 Patrick Pass, vs. Oakland, Jan. 19, 2002
- David Meggett, vs. Green Bay, Jan. 26, 1997

KICKOFF RETURN YARDS

Career—

- 471 **Ellis Hobbs (8 games)**
- 336 Patrick Pass (10 games)
- 315 Stephen Starring (5 games)
- 257 **Laurence Maroney (6 games)**
- 228 Bethel Johnson (6 games)

Game—

- 220 **Ellis Hobbs at Indianapolis, Jan. 21, 2007**
- 153 Stephen Starring, vs. Chicago, Jan. 26, 1986
- 117 David Meggett, vs. Green Bay, Jan. 26, 1997
- 95 Patrick Pass vs. Oakland, Jan. 19, 2002
- 94 **Laurence Maroney vs. N.Y. Giants, Feb. 3, 2008**

LONGEST KICKOFF RETURN

- 80 **Ellis Hobbs at Indianapolis, Jan. 21, 2007**
- 47 Raymond Clayborn vs. Houston, Dec. 31, 1978
- 43 **Laurence Maroney vs. N.Y. Giants, Feb. 3, 2008**
- 41 **Ellis Hobbs at Indianapolis, Jan. 21, 2007**
- 37 Stephen Starring at Miami, Jan. 12, 1986

TEAM PLAYOFF RECORDS

MOST POINTS SCORED

- 41 at Pittsburgh, Jan. 23, 2005 (W 41-27)
 37 vs. N.Y. Jets, Jan. 7, 2007 (W 37-16)
 34 at Ind., Jan. 21, 2007 (L 34-38)
 32 vs. Carolina, Feb. 1, 2004 (W 32-29)
 31 at Miami, Jan. 12, 1986 (W 31-14)
vs. Jacksonville, Jan. 12, 2008 (W 31-20)

FEWEST POINTS ALLOWED

- 3 vs. Jacksonville, Jan. 7, 2006 (W 28-3)
 vs. Indianapolis, Jan. 16, 2005 (W 20-3)
 vs. Miami, Dec. 28, 1997 (W 17-3)
 vs. Pittsburgh, Jan. 5, 1997 (W 28-3)
 6 vs. Jacksonville, Jan. 12, 1997 (W 20-6)

FIRST DOWNS

- Total—**
 29 vs. Carolina, Feb. 1, 2004
 26 vs. N.Y. Jets, Jan. 7, 2007
25 vs. San Diego, Jan. 20, 2008
24 vs. Jacksonville, Jan. 12, 2008
 23 at Oakland Dec. 18, 1976

Rushing—

- 15 at Miami, Jan. 12, 1986
13 vs. San Diego, Jan. 20, 2008
 vs. N.Y. Jets, Jan. 7, 2007
11 vs. Jacksonville, Jan. 12, 2008
 vs. Indianapolis, Jan. 16, 2005
 10 at Oakland Dec. 18, 1976

Passing—

- 19 vs. Carolina, Feb. 1, 2004
17 vs. N.Y. Giants, Feb. 3, 2008
 vs. Oakland Jan. 19, 2002
 15 vs. Indianapolis, Jan. 18, 2004
 14 vs. Philadelphia, Feb. 6, 2005
 at Pittsburgh, Jan. 3, 1997
 at Cleveland, Jan. 1, 1995

Penalty—

- 7 at Oakland, Dec. 18, 1976
 3 at San Diego, Jan. 14, 2007
 vs. Carolina, Feb. 1, 2004

3rd Down Efficiency—

- .688 vs. N.Y. Jets, Jan. 7, 2007 (11/16)
.600 vs. Jacksonville, Jan. 12, 2008 (6/10)
.538 vs. San Diego, Jan. 20, 2008 (7/13)
 .533 vs. Indianapolis, Jan. 16, 2005 (8/15)

TOTAL NET YARDS

- Most—**
 481 vs. Carolina, Feb. 1, 2004
 (127 Rush, 354 Pass, 83 Plays)
 420 at Denver, Jan. 14, 2006
 (79 R, 341 Pa, 57 Pl)
403 vs. Jacksonville, Jan. 12, 2008
(145 R, 258 Pa, 58 Pl)
 375 at Buffalo, Dec. 28, 1963
 (83 R, 292 Pa, 70 Pl)

NO. OF PLAYS

- 84 vs. Oak., Jan. 19, 2002 (30 Ru, 54 Pa)
 83 vs. Carolina, Feb. 1, 2004 (35R, 48 P)
 74 at S.D., Jan. 14, 2007 (21R, 53P)
 73 vs. N.Y. Jets, Jan. 7, 2007 (38R, 35 P)
 at Oak., Dec. 18, 1976 (49R, 24 P)

RUSHING

Attempts—

- 59 at Miami, Jan. 12, 1986
 49 at Oakland, Dec. 18, 1976
 at L.A. Raiders, Jan. 5, 1986
 39 vs. Indianapolis, Jan. 16, 2005
 at N.Y. Jets, Dec. 28, 1985

Yards Rushing—

- 255 at Miami, Jan. 12, 1986
 210 vs. Indianapolis, Jan. 16, 2005
 194 vs. Pittsburgh, Jan. 5, 1997
 164 at Oakland, Dec. 18, 1976
 158 vs. N.Y. Jets, Jan. 7, 2007

Rushing TDs—

- 3 vs. Pittsburgh, Jan. 5, 1997
 2 at Pittsburgh, Jan. 23, 2005
 1 Many times, Most Recent:
vs. N.Y. Giants, Feb. 3, 2008

PASSING

Attempts—

- 52 vs. Oakland Jan. 19, 2002
 51 at San Diego, Jan. 14, 2007
 at Cleveland, Jan. 1, 1995
48 vs. N.Y. Giants, Feb. 3, 2008
 vs. Carolina, Feb. 1, 2004
 vs. Green Bay, Jan. 26, 1996

Completions—

- 35 vs. Carolina, Feb. 1, 2004
 32 vs. Oakland Jan. 19, 2002
29 vs. N.Y. Giants, Feb. 3, 2008
 27 at San Diego, Jan. 14, 2007
26 vs. Jacksonville, Jan. 20, 2008

Net Yards Passing—

- 354 vs. Carolina, Feb. 1, 2004
 341 at Denver, Jan. 14, 2006
 297 vs. Oakland, Jan. 19, 2002
 292 at Buffalo, Dec. 28, 1963
 276 at San Diego, Jan. 14, 2007

TDs Passing—

- 3 vs. Jacksonville, Jan. 12, 2008
 vs. Jacksonville, Jan. 7, 2006
 vs. Carolina, Feb. 1, 2004
 at Miami, Jan. 12, 1986
 2 Many times, Most Recent:
vs. San Diego, Jan. 20, 2008

Interceptions (Most)—

- 4 vs. Green Bay, Jan. 26, 1997
3 vs. San Diego, Jan. 20, 2008
 at San Diego, Jan. 14, 2007
 at Cleveland, Jan. 1, 1995
 vs. Houston, Dec. 31, 1978

Interceptions (Fewest)—

- 0 Many times, Most Recent:
vs. N.Y. Giants, Feb. 3, 2008

Sacks Against—

- 0 Many times, Most Recent:
 at Denver, Jan. 14, 2006

PUNTING

Most Punts For—

- 9 at Denver, Jan. 4, 1987 (50.2 avg.)
 8 Four times, Most Recent:
 vs. St. Louis Feb. 3, 2002 (43.1)

PUNTING (Cont.)

Fewest Punts For—

- 1 vs. Jacksonville, Jan. 20, 2008
 2 vs. N.Y. Jets, Jan. 7, 2007
 vs. Indianapolis, Jan. 18, 2004
 3 at Oak., Dec. 18, 1976 (44.0 avg.)

DEFENSE

Fewest Yards Allowed—

- 162 vs. Miami, Dec. 28, 1997
 213 vs. Pittsburgh, Jan. 5, 1997
 230 vs. Oakland, Jan. 19, 2002
 240 at N.Y. Jets, Dec. 28, 1985

Most Yards Allowed—

- 610 at San Diego, Jan. 5, 1963
 455 at Indianapolis, Jan. 21, 2007
 448 vs. Miami, Jan. 8, 1983
 441 at Denver, Jan. 4, 1987

Sacks—

- 6 vs. Jacksonville, Jan. 7, 2006 (42 yds)
 5 vs. Green Bay, Jan. 26, 1997 (38)
 at N.Y. Jets, Dec. 28, 1985 (51)
 4 Seven times, Most Recent:
 vs. Philadelphia, Feb. 6, 2005 (33)

Interceptions—

- 4 vs. Indianapolis, Jan. 18, 2004
 at Buffalo, Dec. 28, 1964
 3 vs. Philadelphia, Feb. 6, 2005
 at Pittsburgh, Jan. 23, 2005
 at Pittsburgh, Jan. 27, 2002
 at L.A. Raiders, Jan. 5, 1986

Turnovers Forced—

- 6 at Miami, Jan. 12, 1986 (2 INT, 4 FR)
 at L.A. Raiders, Jan. 5, 1986 (3 INT, 3 FR)
 at Buffalo, Dec. 28, 1963 (4 INT, 2 FR)
 5 vs. Ind., Jan. 18, 2004 (4 INT, 1 FR)
 4 at S.D., Jan. 14, 2007 (1 INT, 3 FR)
 vs. Phila., Feb. 6, 2005 (3 INT, 1 FR)
 at Pitt., Jan. 23, 2005 (3 INT, 1 FR)
 at Pitt., Jan. 27, 2002 (3 INT, 1 FR)
 vs. Jac., Jan. 12, 1997 (2 INT, 2 FR)
 at N.Y. Jets, Jan. 28, 1985 (2 INT, 2 FR)

PENALTIES

Most vs.—

- 12 at Pittsburgh Jan. 27, 2002 (87 yds)
 10 at Oakland, Dec. 18, 1976 (83)
 8 at Indianapolis, Jan. 21, 2007 (63)
 at Denver, Jan. 14, 2006 (82)
 vs. Carolina, Feb. 1, 2004 (60)
 vs. Houston, Dec. 31, 1978 (92)

Fewest vs.—

- 1 at Pittsburgh, Jan. 23, 2005 (5 yds)
 vs. Oakland Jan. 19, 2002 (15)
 at N.Y. Jets, Dec. 28, 1985 (10)
 at San Diego, Jan. 5, 1964 (18)

Most Yards Lost—

- 92 vs. Hou., Dec. 31, 1978 (8 pen.)
 87 at Pittsburgh Jan. 27, 2002 (12)
 83 at Oakland, Dec. 18, 1976 (10)
74 vs. Jacksonville, Jan. 12, 2008 (6)

Fewest Yards Lost—

- 5 vs. Jacksonville, Jan. 12, 1997 (2 pen.)
 10 at N.Y. Jets, Dec. 28, 1985 (1)
 14 vs. Tennessee, Jan. 10, 2004
 15 vs. Oakland, Jan. 19, 2002
 at Miami, Jan. 12, 1986 (2)

1963 AFL CHAMPIONSHIP GAME

1963 AFL CHAMPIONSHIP GAME • SAN DIEGO 51, BOSTON 10 • Balboa Stadium

January 5, 1964 • Weather: 71 degrees; wind NW 11 mph • Attendance - 30,127

	1	2	3	4	OT	F
Boston Patriots	7	3	0	0	--	10
San Diego	21	10	7	13	--	51

TEAM	Q	PLAY	SCORE	
			Visitor	Home
SD	1	T. Rote 2 yd run (G. Blair kick)	0	7
SD	1	K. Lincoln 67 yd run (G. Blair kick)	0	14
BOS	1	L. Garrison 7 yd run (G. Cappelletti kick)	7	14
SD	1	P. Lowe 58 yd run (G. Blair kick)	7	21
SD	2	G. Blair 11 yd field goal	7	24
BOS	2	G. Cappelletti 15 yd field goal	10	24
SD	2	D. Norton 14 yd pass from T. Rote (G. Blair kick)	10	31
SD	3	L. Alworth 48 yd pass from T. Rote (G. Blair kick)	10	38
SD	4	K. Lincoln 25 yd pass from J. Hadl (pass failed)	10	44
SD	4	J. Hadl 1 yd run (G. Blair kick)	10	51

FINAL INDIVIDUAL STATISTICS

RUSHING	NO	YDS	AVG	LG	TD	RUSHING	NO	YDS	AVG	LG	TD
H. Crump	7	18	2.6	6	0	K. Lincoln	13	206	15.8	67	1
L. Garrison	3	15	5.0	7	1	P. Lowe	12	94	7.8	58	1
B. Lott	3	15	5.0	6	0	T. Rote	4	15	3.8	10	1
T. Yewcic	1	14	14.0	14	0	G. McDougall	1	2	2.0	2	0
V. Parilli	1	10	10.0	10	0	J. Hadl	1	1	1.0	1	1
R. Burton	1	3	3.0	3	0	B. Jackson	1	0	0.0	0	0
Patriots:	16	75	4.7	14	1	Chargers:	32	318	9.9	6	4

RECEIVING	NO	YDS	AVG	LG	TD	RECEIVING	NO	YDS	AVG	LG	TD
R. Burton	4	12	3.0	8	0	K. Lincoln	7	123	17.6	32	1
J. Colclough	3	26	8.7	10	0	L. Alworth	4	77	19.3	48	1
G. Cappelletti	2	72	36.0	49	0	J. MacKinnon	2	53	26.5	33	0
A. Graham	2	68	34.0	45	0	D. Norton	2	44	22.0	30	1
H. Crump	2	28	14.0	28	0	D. Kocourek	1	5	5.0	5	0
B. Lott	2	16	8.0	11	0	G. McDougall	1	4	4.0	4	0
L. Garrison	2	6	3.0	5	0	Chargers:	17	306	18.0	48	3
Patriots:	17	222	13.1	49	0						

INTERCEPTIONS	NO	YDS	AVG	LG	TD	INTERCEPTIONS	NO	YDS	AVG	LG	TD
None						B. Mittinger	1	5	5.0	5	0
						P. Maguire	1	10	10.0	10	0
						Chargers:	2	15	7.5	10	0

PUNT RETURN	NO	YDS	AVG	LG	TD	PUNT RETURN	NO	YDS	AVG	LG	TD
None						None					

KICKOFF RET.	NO	YDS	AVG	LG	TD	KICKOFF RET.	NO	YDS	AVG	LG	TD
L. Garrison	2	32	16.0	17	0	L. Alworth	2	47	23.5	28	0
H. Crump	2	31	15.5	22	0	P. Lowe	1	23	23.0	23	0
R. Burton	2	27	13.5	18	0	Chargers:	0	0	18.0	62	0
B. Suci	1	18	18.0	18	0						
T. Romeo	1	9	9.0	9	0						
B. Yates	1	5	5.0	5	0						
Patriots:	9	122	13.6	23	0						

PASSING	A	C	YDS	PCT.	TD	I	LG	S/YD	RATING
B. Parilli	29	14	189	48.2	0	1	45	0/0	55.1
T. Yewcic	8	3	39	37.5	0	1	23	0/0	14.1
Chargers:	37	17	228	45.9	0	2	45	0/0	43.5

PASSING	A	C	YDS	PCT.	TD	I	LG	S/YD	RATING
T. Rote	15	10	173	66.6	2	0	48	0/0	145.3
J. Hadl	10	6	112	60.0	1	0	33	0/0	132.1
K. Lincoln	1	1	20	100.0	0	0	20	0/0	118.8
San Diego:	25	16	305	64.0	3	0	48	0/0	145.8

TEAM STATISTICS	BOS	SD
TOTAL FIRST DOWNS	14	21
By Rushing	6	11
By Passing	8	9
By Penalty	0	1
TOTAL NET YARDS	262	610
Total Offensive Plays	59	60
NET YARDS RUSHING	75	318
Total Rushing Plays	16	32
Avg. per Rush	4.7	9.9
NET YARDS PASSING	186	292
Gross Yards Passing	228	305
Att.-Comp.-I	37-17-2	26-17-0
Completion Pct.	45.9	65.4
PUNTS/AVERAGE	7/47	2/44
PENALTIES/YARDS	1/18	6/30
FUMBLES/BALLS LOST	1/0	1/1
FIELD GOALS	15	11

BOSTON PATRIOTS STARTING LINEUP

WR	G. Cappelletti	DE	B. Dee
T	D. Oakes	DT	H. Antwine
G	C. Long	DT	J. Richardson
C	W. Cudzik	DE	L. Eisenhauer
G	B. Neighbors	LB	T. Addison
T	M. Graham	LB	N. Buoniconti
TE	T. Romeo	LB	J. Rudolph
WR	J. Colclough	CB	D. Felt
QB	V. Parilli	CB	B. Suci
RB	R. Burton	S	R. Hall
FB	L. Garrison	S	R. O'Hanley

SAN DIEGO CHARGERS STARTING LINEUP

WR	D. Norton	DE	E. Faison
T	E. Wright	DT	H. Schmidt
G	S. DeLuca	DT	G. Gross
C	D. Rogers	DE	B. Patrich
G	P. Shea	LB	E. Karas
T	R. Mix	LB	C. Allen
TE	D. Kocourek	LB	P. Maguire
WR	L. Alworth	CB	B. Whitehead
QB	T. Rote	CB	D. Harris
RB	K. Lincoln	S	G. Blair
FB	P. Lowe	S	G. Glick

GAME NOTES

- This was the first of seven championship games involving the Patriots. (also Super Bowls XX, XXXI, XXXVI, XXXVIII, XXXIX and XLII).
- The 610 yards yielded by the Patriots defense still ranks as the highest total ever given up by the Patriots.
- The Patriots committed only one penalty versus the Chargers. It is the lowest single game total in team playoff history (tied with Dec. 28, 1985 at N.Y. Jets).

SUPER BOWL XX

SUPER BOWL XX • CHICAGO 46, NEW ENGLAND 10 • Superdome
January 26, 1986 • Weather: Indoors • Attendance - 73,818

	1	2	3	4	OT	F
Chicago Bears	13	10	21	2	--	46
New England Patriots	3	0	0	7	--	10

TEAM	Q	PLAY	Visitor	Home
NE	1	T. Franklin 36 yd field goal	0	3
CHI	1	K. Butler 28 yd field goal	3	3
CHI	1	K. Butler 24 yd field goal	6	3
CHI	1	M. Suhey 11 yd run (K. Butler kick)	13	3
CHI	2	J. McMahon 2 yd run (K. Butler kick)	20	3
CHI	2	K. Butler 24 yd field goal	23	3
CHI	3	J. McMahon 1 yd run (K. Butler kick)	30	3
CHI	3	R. Phillips 28 yd interception return (K. Butler kick)	37	3
CHI	3	W. Perry 1 yd run (K. Butler kick)	44	3
NE	4	I. Fryar 8 yd pass from S. Grogan (T. Franklin kick)	44	10
CHI	4	Safety, S. Grogan tackled by H. Waechter in end zone	46	10

FINAL INDIVIDUAL STATISTICS

RUSHING	NO	YDS	AVG	LG	TD	RUSHING	NO	YDS	AVG	LG	TD
T. Collins	3	4	1.3	3	0	W. Payton	22	61	2.8	7	0
R. Weathers	1	3	3.0	3	0	M. Suhey	11	52	4.7	11	1
S. Grogan	1	3	3.0	3	0	T. Sanders	4	15	3.8	10	0
C. James	5	1	0.2	3	0	D. Gentry	3	15	5.0	8	0
G. Hawthorne	1	-4	-4.0	-4	0	J. McMahon	5	14	2.8	7	2
Patriots:	11	7	0.6	3	0	C. Thomas	2	8	4.0	7	0
						W. Perry	1	1	1.0	1	1
						S. Fuller	1	1	1.0	1	0
						Bears:	49	167	3.4	11	4

RECEIVING	NO	YDS	AVG	LG	TD	RECEIVING	NO	YDS	AVG	LG	TD
S. Morgan	7	70	10.0	19	0	W. Gault	4	129	32.3	60	0
S. Starring	2	39	19.5	24	0	D. Gentry	2	41	20.5	27	0
I. Fryar	2	24	12.0	16	1	K. Margerum	2	36	18.0	29	0
T. Collins	2	19	9.5	11	0	E. Moorehead	2	22	11.0	14	0
D. Ramsey	2	16	8.0	11	0	M. Suhey	1	24	24.0	24	0
C. James	1	6	6.0	6	0	C. Thomas	1	4	4.0	4	0
R. Weathers	1	3	3.0	3	0	Bears:	12	256	21.3	60	0
Patriots:	17	177	10.4	24	1						

INTERCEPTIONS	NO	YDS	AVG	LG	TD	INTERCEPTIONS	NO	YDS	AVG	LG	TD
None						R. Phillips	1	28	28.0	28	1
						J. Morrissey	1	47	47.0	47	0
						Bears:	2	75	37.5	47	1

PUNTING	NO	YDS	AVG	In20	LG	PUNTING	NO	YDS	AVG	In20	LG
R. Camarillo	6	263	43.8	1	62	M. Buford	4	173	43.3	1	52

PUNT RETURN	NO	FC	YDS	AVG	LG	TD	PUNT RETURN	NO	FC	YDS	AVG	LG	TD
I. Fryar	2	0	22	11.0	12	0	K. Ortego	2	1	20	10.0	12	0
Patriots:	2	0	22	11.0	12	0	Bears:	2	1	20	10.0	12	0

KICKOFF RET.	NO	YDS	AVG	LG	TD	KICKOFF RET.	NO	YDS	AVG	LG	TD
S. Starring	7	153	21.9	36	0	W. Gault	4	49	12.3	18	0
Patriots:	7	153	21.9	36	0	Bears:	4	49	12.3	18	0

PASSING	A	C	YDS	PCT.	TD	I	LG	S/YD	RATING
S. Grogan	30	17	177	56.7	1	2	24	4/33	57.2
T. Eason	6	0	0	0.0	0	0	0	3/28	39.6
Patriots:	36	17	177	47.2	1	2	24	7/61	48.0

PASSING	A	C	YDS	PCT.	TD	I	LG	S/YD	RATING
J. McMahon	20	12	256	60.0	0	0	60	1/3	104.2
W. Fuller	4	0	0	0.0	0	0	0	1/11	39.6
W. Perry	0	0	0	0.0	0	0	0	1/1	--
Bears:	24	12	256	50.0	0	0	60	3/15	88.2

TEAM STATISTICS	NE	CHI
TOTAL FIRST DOWNS	12	23
By Rushing	1	13
By Passing	10	9
By Penalty	1	1
Third Down: Md/Att.	1/10	7/14
Third Down: Eff.	10%	50%
TOTAL NET YARDS	123	408
Total Offensive Plays	54	76
Average Per Play	2.3	5.4
NET YARDS RUSHING	7	167
Total Rushing Plays	11	49
Avg. per Rush	0.6	3.4
NET YARDS PASSING	116	241
Sacked/Yards Lost	7/61	3/15
Gross Yards Passing	177	256
Att.-Comp.-I	36-17-2	24-12-0
Completion Pct.	47.2	50.0
PUNTS/AVERAGE	6/43.8	4/43.3
PENALTIES/YARDS	5/35	7/40
FUMBLES/BALLS LOST	4/4	3/2
FIELD GOALS	36	28.24.24

NE PATRIOTS STARTING LINEUP

WR	S. Morgan	DE	G. Veris
T	B. Holloway	NT	L. Williams
G	J. Hannah	DE	J. Adams
C	P. Brock	LB	A. Tippet
G	R. Wooten	LB	S. Nelson
T	S. Moore	LB	L. McGrew
TE	L. Dawson	LB	D. Blackmon
WR	S. Starring	CB	R. Lippett
QB	T. Eason	CB	R. Clayborn
RB	T. Collins	S	R. James
FB	C. James	S	F. Marion

CHICAGO BEARS STARTING LINEUP

WR	W. Gault	DE	D. Hampton
T	J. Covert	DL	S. McMichael
G	M. Bortz	DL	W. Perry
C	J. Hilgenberg	DE	R. Dent
G	T. Thayer	LB	O. Wilson
T	K. VanHorne	LB	M. Singletary
TE	E. Moorehead	LB	W. Marshall
WR	D. McKinnon	CB	M. Richardson
QB	J. McMahon	CB	L. Frazier
RB	W. Payton	S	D. Duerson
FB	M. Suhey	S	G. Fencik

GAME NOTES

- This game marked the second of seven championship games involving the Patriots. (1963 AFC Championship, Super Bowls XXXI, XXXVI, XXXVIII, XXXIX and XLIII).
- New England scored the quickest points in Super Bowl history when K Tony Franklin booted a 36-yard field goal 1:19 into the contest.

SUPER BOWL XXXI

SUPER BOWL XXXI • GREEN BAY 35, NEW ENGLAND 21 • Superdome
January 26, 1997 • Weather: Indoors • Attendance - 72,301

	1	2	3	4	OT	F
New England Patriots	14	0	7	0	--	21
Green Bay Packers	10	17	8	0	--	35

TEAM	Q	PLAY	SCORE	
			Visitor	Home
GB	1	A. Rison 54 yd pass from B. Favre (C. Jackie kick)	0	7
GB	1	C. Jackie 37 yd field goal	0	10
NE	1	K. Byars 1 yd pass from D. Bledsoe (A. Vinatieri kick)	7	10
NE	1	B. Coates 4 yd pass from D. Bledsoe (A. Vinatieri kick)	14	10
GB	2	A. Freeman 81 yd pass from B. Favre (C. Jackie kick)	14	17
GB	2	C. Jackie 31 yd field goal	14	20
GB	2	B. Favre 2 yd run (C. Jackie kick)	14	27
NE	3	C. Martin 18 yd run (A. Vinatieri kick)	21	27
GB	3	D. Howard 99 yd kickoff return (M. Chmura-B. Favre pass)	21	35

FINAL INDIVIDUAL STATISTICS

RUSHING	NO	YDS	AVG	LG	TD	RUSHING	NO	YDS	AVG	LG	TD
C. Martin	11	42	3.8	18t	1	D. Levens	14	61	4.4	12	0
D. Bledsoe	1	1	1.0	1	0	E. Bennett	17	40	2.4	10	0
D. Meggett	1	0	0	0	0	B. Favre	4	12	3.0	12	1
Patriots:	13	43	3.3	18t	1	W. Henderson	1	2	2.0	2	0
						Packers:	36	115	3.2	12	1

RECEIVING	NO	YDS	AVG	LG	TD	RECEIVING	NO	YDS	AVG	LG	TD
B. Coates	6	67	11.2	19	1	A. Freeman	3	105	35.0	81t	1
T. Glenn	4	62	15.5	44	0	D. Levens	3	23	7.7	14	0
K. Byars	4	42	10.5	32	1	A. Rison	2	77	38.5	54t	1
S. Jefferson	3	34	11.3	14	0	W. Henderson	2	14	7.0	8	0
C. Martin	3	28	9.3	20	0	M. Chmura	2	13	6.5	8	0
D. Meggett	3	8	2.7	5	0	K. Jackson	1	10	10.0	10	0
V. Brisby	2	12	6.0	7	0	E. Bennett	1	4	4.0	4	0
Patriots:	25	253	10.1	44	2	Packers:	14	246	17.6	81t	2

INTERCEPTIONS	NO	YDS	AVG	LG	TD	INTERCEPTIONS	NO	YDS	AVG	LG	TD
None						B. Williams	1	16	16.0	16	0
						M. Prior	1	8	8.0	8	0
						D. Evans	1	0	0	0	0
						C. Newsome	1	0	0	0	0
						Packers:	4	24	15.0	16	0

PUNTING	NO	YDS	AVG	In20	LG	PUNTING	NO	YDS	AVG	In20	LG		
T. Tupa	8	361	45.1	3	53	C. Hentrich	7	299	42.7	1	58		
PUNT RETURN	NO	FC	YDS	AVG	LG	TD	PUNT RETURN	NO	FC	YDS	AVG	LG	TD
D. Meggett	4	2	30	7.5	20	0	D. Howard	6	1	90	15.0	34	0
Patriots:	4	2	30	7.5	20	0	Packers:	6	1	90	15.0	34	0

KICKOFF RET.	NO	YDS	AVG	LG	TD	KICKOFF RET.	NO	YDS	AVG	LG	TD
D. Meggett	5	117	23.4	26	0	D. Howard	4	154	38.5	99t	1
H. Graham	1	18	18.0	18	0	Packers:	4	154	38.5	99t	1
Patriots:	6	135	22.5	26	0						

PASSING	A	C	YDS	PCT.	TD	I	LG	S/YD	RATING
D. Bledsoe	48	25	253	52.1	2	4	44	5/39	46.6
Patriots:	48	25	253	52.1	2	4	44	5/39	46.6

PASSING	A	C	YDS	PCT.	TD	I	LG	S/YD	RATING
B. Favre	27	14	246	51.9	2	0	81t	5/38	107.9
Packers:	27	14	246	51.9	2	0	81t	5/38	107.9

TEAM STATISTICS	NE	GB
TOTAL FIRST DOWNS	16	16
By Rushing	3	8
By Passing	12	6
By Penalty	1	2
Third Down: Md/Att.	4/14	3/15
Third Down: Eff.	29%	20%
TOTAL NET YARDS	257	323
Total Offensive Plays	66	68
Avg. per Play	3.9	4.8
NET YARDS RUSHING	43	115
Total Rushing Plays	13	36
Avg. per Rush	3.3	3.2
NET YARDS PASSING	214	208
Sacked/Yards Lost	5/39	5/38
Gross Yards Passing	253	246
Att.-Comp.-Int	48-25-4	27-14-0
Completion Pct.	52.1	51.9
PUNTS/AVERAGE	8/45.1	7/42.7
PENALTIES/YARDS	2/22	3/41
FUMBLES/BALLS LOST	0/0	0/0
FIELD GOALS	None	37,3147

NE PATRIOTS STARTING LINEUP

WR	S. Jefferson	DE	F. Collins
T	B. Armstrong	DL	M. Wheeler
G	W. Roberts	DL	P. Sagapolutele
C	D. Wohlabaugh	DE	W. McGinest
G	T. Rucci	LB	C. Slade
T	M. Lane	LB	T. Johnson
TE	B. Coates	LB	T. Collins
WR	T. Glenn	CB	T. Law
QB	D. Bledsoe	CB	O. Smith
RB	C. Martin	S	L. Milloy
FB	K. Byars	S	W. Clay

GREEN BAY PACKERS STARTING LINEUP

WR	A. Freeman	LE	R. White
T	B. Wilkerson	DT	S. Dotson
G	A. Taylor	NT	Gl. Brown
C	F. Winters	DE	S. Jones
G	A. Timmerman	LB	W. Simmons
T	E. Dotson	LB	R. Cox
TE	M. Chmura	LB	B. Williams
WR	A. Rison	CB	C. Newsome
QB	B. Favre	CB	D. Evans
RB	E. Bennett	S	L. Butler
RB	W. Henderson	S	E. Robinson

GAME NOTES

- This game marked the third of seven league championship games involving the Patriots. (1963 AFC Championship, Super Bowls XX, XXXVI, XXXVIII, XXXIX and XLII).
- The two teams combined for a Super Bowl record 24 points in the first quarter. (New England - 14; Green Bay - 10)
- Green Bay's Desmond Howard became the first special teams player to be awarded the Super Bowl MVP trophy.

SUPER BOWL XXXVI

SUPER BOWL XXXVI • NEW ENGLAND 20, ST. LOUIS 17 • Superdome
February 3, 2002 • Weather: Indoors • Attendance - 72,922

	1	2	3	4	OT	F
St. Louis Rams	3	0	0	14	--	17
New England Patriots	0	14	3	3	--	20

TEAM	Q	PLAY	Visitor	Home
STL	1	J. Wilkins 50 yd field goal	3	0
NE	2	T. Law 47 yd interception return (A. Vinatieri kick)	3	7
NE	2	D. Patten 8 yd pass from T. Brady (A. Vinatieri kick)	3	14
NE	3	A. Vinatieri 37 yd field goal	3	17
STL	4	K. Warner 2 yd run (J. Wilkins kick)	10	17
STL	4	R. Proehl 26 yd pass from K. Warner (J. Wilkins kick)	17	17
NE	4	A. Vinatieri 48 yd field goal	17	20

FINAL INDIVIDUAL STATISTICS

RUSHING	NO	YDS	AVG	LG	TD	RUSHING	NO	YDS	AVG	LG	TD
M. Faulk	17	76	4.5	15	0	A. Smith	18	92	5.1	17	0
K. Warner	3	6	2.0	5	1	D. Patten	1	22	22.0	22	0
A. Hakim	1	5	5.0	5	0	K. Faulk	2	15	7.5	8	0
J. Hodgins	1	3	3.0	3	0	M. Edwards	2	5	2.5	3	0
Rams:	22	90	4.1	15	1	T. Brady	1	3	3.0	3	0
						J. Redmond	1	-4	-4.0	-4	0
						Patriots:	25	133	5.3	22	0

RECEIVING	NO	YDS	AVG	LG	TD	RECEIVING	NO	YDS	AVG	LG	TD
A. Hakim	5	90	18.0	29	0	T. Brown	6	89	14.8	23	0
I. Bruce	5	56	11.2	22	0	J. Redmond	3	24	8.0	11	0
T. Holt	5	49	9.8	18	0	J. Wiggins	2	14	7.0	8	0
M. Faulk	4	54	13.5	22	0	M. Edwards	2	7	3.5	5	0
R. Proehl	3	71	23.7	30	1	D. Patten	1	8	8.0	8	1
J. Robinson	2	18	9.0	12	0	A. Smith	1	4	4.0	4	0
E. Conwell	2	8	4.0	9	0	K. Faulk	1	-1	-1.0	-1	0
Y. Murphy	1	11	11.0	11	0	Patriots:	16	145	9.1	23	1
J. Hodgins	1	8	8.0	8	0						
Rams:	28	365	13.0	30	1						

INTERCEPTIONS	NO	YDS	AVG	LG	TD	INTERCEPTIONS	NO	YDS	AVG	LG	TD
None						T. Law	1	47	47.0	47	1

PUNTING	NO	YDS	AVG	LG	TD	PUNTING	NO	YDS	AVG	LG	TD
J. Baker	4	159	39.8	3	49	K. Walter	8	345	43.1	4	53

PUNT RETURN						PUNT RETURN							
NO	FCYDS	AVG	LG	TD		NO	FCYDS	AVG	LG	TD			
D. Bly	3	2	6	2.0	7	0	T. Brown	1	1	4	4.0	4	0

KICKOFF RET.	NO	YDS	AVG	LG	TD	KICKOFF RET.	NO	YDS	AVG	LG	TD
Y. Murphy	3	81	27.0	38	0	P. Pass	3	85	28.3	35	0
M. Faulk	1	1	1.0	1	0	T. Brown	1	15	15.0	15	0
Rams:	4	82	20.5	38	0	Patriots:	4	100	25.0	35	0

PASSING	A	C	YDS	PCT	TD	I	LG	S/YD	RATING
K. Warner	44	28	365	63.6	1	2	30	3/28	78.3
Rams:	44	28	365	63.6	1	2	30	3/28	78.3

PASSING	A	C	YDS	PCT	TD	I	LG	S/YD	RATING
T. Brady	27	16	145	59.3	1	0	23	1/7	86.2
K. Faulk	0	0	0	0.0	0	0	0	1/4	--
Patriots:	27	16	145	59.3	1	0	23	2/11	86.2

TEAM STATISTICS	STL	NE
TOTAL FIRST DOWNS	26	15
By Rushing	7	6
By Passing	16	8
By Penalty	3	1
Third Down: Md/Att.	5/13	2/11
Third Down: Eff.	38%	18%
TOTAL NET YARDS	427	267
Total Offensive Plays	69	54
Avg. per Play	6.2	4.9
NET YARDS RUSHING	90	133
Total Rushing Plays	22	25
Avg. per Rush	4.1	5.3
NET YARDS PASSING	337	134
Sacked/Yards Lost	3/28	2/11
Gross Yards Passing	365	145
Att.-Comp.-Int	44-28-2	27-16-0
Completion Pct.	63.6	59.3
PUNTS/AVERAGE	4/39.8	8/43.1
PENALTIES/YARDS	6/39	5/31
FUMBLES/BALLS LOST	2/1	0/0
FIELD GOALS	50, 52	37, 48

NE PATRIOTS STARTING LINEUP

WR	T. Brown	LE	B. Hamilton
LT	M. Light	DT	B. Mitchell
LG	M. Compton	DT	R. Seymour
C	D. Woody	RE	A. Pleasant
RG	J. Andruzzi	LLB	M. Vrabel
RT	G. Robinson-Randall	MLB	T. Bruschi
TE	J. Wiggins	RLB	R. Phifer
WR	D. Patten	LCB	T. Law
QB	T. Brady	RCB	O. Smith
FB	M. Edwards	SS	L. Milloy
RB	A. Smith	FS	T. Jones

ST. LOUIS RAMS STARTING LINEUP

WR	T. Holt	LE	C. Ahanotu
LT	O. Pace	DT	B. Young
LG	T. Nutten	DT	J. Zgonina
C	A. McCollum	RE	G. Wistrom
RG	A. Timmerman	LLB	D. Davis
RT	R. Jones	MLB	L. Fletcher
TE	E. Conwell	RLB	T. Polley
WR	I. Bruce	LCB	A. Williams
QB	K. Warner	RCB	D. McCleon
FB	J. Hodgins	SS	A. Archuleta
RB	M. Faulk	FS	K. Herring

GAME NOTES

- The Patriots won the first Super Bowl in their 42-year history with their 20-17 win over the Rams.
- Patriots kicker Adam Vinatieri kicked the first last second, game-winning field goal in Super Bowl history as his 48-year kick sailed through the goalposts as time expired.
- The Patriots defense forced three St. Louis turnovers and converted them into two touchdowns and a field goal.

SUPER BOWL XXXVIII

SUPER BOWL XXXVIII • NEW ENGLAND 32, CAROLINA 29 • Reliant Stadium
February 1, 2004 • Weather: Indoors • Attendance - 71,525

	1	2	3	4	OT	F
Carolina Panthers	0	10	0	19	--	29
New England Patriots	0	14	0	18	--	32

TEAM	Q	PLAY	SCORE
NE	2	D. Branch 5 yd pass from T. Brady (A. Vinatieri kick)	Visitor Home
CAR	2	S. Smith 39 yd pass from J. Delhomme (J. Kasay kick)	0 7
NE	2	D. Givens 5 yd pass from T. Brady (A. Vinatieri kick)	7 7
CAR	2	J. Kasay 50 yd field goal	7 14
NE	4	A. Smith 2 yd run (A. Vinatieri kick)	10 14
CAR	4	D. Foster 33 yd run (pass failed)	10 21
CAR	4	M. Muhammad 85 yd pass from J. Delhomme (pass failed)	16 21
NE	4	M. Vrabel 1 yd pass from T. Brady (K. Faulk run)	22 21
CAR	4	R. Proehl 12 yd pass from J. Delhomme (J. Kasay kick)	22 29
NE	4	A. Vinatieri 41 yd field goal	29 29

FINAL INDIVIDUAL STATISTICS

RUSHING	NO	YDS	AVG	LG	TD	RUSHING	NO	YDS	AVG	LG	TD
S. Davis	13	49	3.8	21	0	A. Smith	26	83	3.2	9	1
D. Foster	3	43	14.3	33	1	K. Faulk	6	42	7	23	0
Panthers:	16	92	5.8	33	1	T. Brady	2	12	6	12	0
						T. Brown	1	-10	-10	-10	0
						Patriots:	35	127	3.6	23	1

RECEIVING	NO	YDS	AVG	LG	TD	RECEIVING	NO	YDS	AVG	LG	TD
M. Muhammad	4	140	35	85	1	D. Branch	10	143	14.3	52	1
S. Smith	4	80	20	39	1	T. Brown	8	76	9.5	13	0
R. Proehl	4	71	17.8	31	1	D. Givens	5	69	13.8	25	1
J. Wiggins	2	21	10.5	15	0	D. Graham	4	46	11.5	33	0
D. Foster	1	9	9	9	0	K. Faulk	4	19	4.8	7	0
K. Mangum	1	2	2	2	0	M. Vrabel	1	1	1	1	1
Panthers:	16	323	20.2	85	3	Patriots:	32	354	11.1	52	3

INTERCEPTIONS	NO	YDS	AVG	LG	TD	INTERCEPTIONS	NO	YDS	AVG	LG	TD
R. Howard	1	12	12	12	0	None					

PUNTING	NO	YDS	AVG	TB	IN20	LG	PUNTING	NO	YDS	AVG	TB	IN20	LG
T. Sauerbrun	7	310	44.3	0	1	51	K. Walter	5	173	34.6	0	2	51

PUNT RET.	NO	FC	YDS	AVG	LG	TD	PUNT RET.	NO	FC	YDS	AVG	LG	TD
S. Smith	1	1	2	2	2	0	T. Brown	4	1	40	10	28	0

KICKOFF RET.	NO	YDS	AVG	LG	TD	T. Brown	4	1	40	10	28	0
R. Smart	4	74	18.5	22	0	D. Branch	1	1	2	2	2	0
S. Smith	1	30	30	30	0	Patriots:	5	2	42	8.4	28	0

PASSING	A	C	YDS	PCT	TD	I	LG	S/YD	RATING
J. Delhomme	33	16	323	48.5	3	0	85	4/28	113.6
Panthers:	33	16	323	48.5	3	0	85	4/28	113.6

PASSING	A	C	YDS	PCT	TD	I	LG	S/YD	RATING
T. Brady	48	32	354	66.7	3	1	52	0/0	100.5
Patriots:	48	32	354	66.7	3	1	52	0/0	100.5

TEAM STATISTICS	CAR	NE
TOTAL FIRST DOWNS	17	29
By Rushing	3	7
By Passing	12	19
By Penalty	2	3
Third Down: Md/Att.	4/12	8/17
Third Down: Eff.	33%	47%
TOTAL NET YARDS	387	481
Total Offensive Plays	53	83
Avg. per Play	7.3	5.8
NET YARDS RUSHING	92	127
Total Rushing Plays	16	35
Avg. Per Rush	5.8	3.6
NET YARDS PASSING	295	354
Sacked/Yards Lost	4/28	0/0
Gross Yards Passing	323	354
Att.-Comp.-Int	33-16-0	48-32-1
Completion Pct.	48.5	66.7
PUNTS/AVERAGE	7/44.3	5/34.6
PENALTIES/YARDS	12/73	8/60
FUMBLES/BALLS LOST	1/1	1/0
FIELD GOALS	50	31,36,41

NE PATRIOTS STARTING LINEUP

WR D. Branch	LE B. Hamilton
LT M. Light	NT T. Washington
LG R. Hochstein	RE R. Seymour
C D. Koppen	OLB W. McGinest
RG J. Andruzzi	ILB T. Bruschi
RT T. Ashworth	ILB R. Phifer
TE D. Graham	OLB M. Vrabel
WR T. Brown	LCB T. Law
QB T. Brady	RCB T. Poole
RB A. Smith	S E. Wilson
FB L. Centers	S R. Harrison

CAROLINA PANTHERS STARTING LINEUP

WR M. Muhammad	LDE J. Peppers
LT T. Steussie	LDT B. Buckner
LG J. James	RDT K. Jenkins
C J. Mitchell	RDE M. Rucker
RG K. Donnalley	SLB G. Favors
RT J. Gross	MLB D. Morgan
TE J. Wiggins	WLB W. Witherspoon
WR S. Smith	LCB R. Manning
QB J. Delhomme	RCB R. Howard
FB B. Hoover	SS M. Minter
RB S. Davis	FS D. Grant

GAME NOTES

- The Patriots won the Super Bowl for the second time in three seasons with a thrilling 32-29 win over the Panthers.
- Adam Vinatieri nailed a 41-yard field goal with four seconds left to give the Patriots the last-second victory.
- Deion Branch's 10 receptions were the second most in Super Bowl history, and MVP Tom Brady's 32 completions set a Super Bowl record.

SUPER BOWL XXXIX

SUPER BOWL XXXIX • NEW ENGLAND 24, PHILADELPHIA 21 • Alltel Stadium
February 6, 2005 • 59 degrees; Clear; Wind N 12 mph • Attendance - 78,125

	1	2	3	4	OT	F
New England Patriots	0	7	7	10	--	24
Philadelphia Eagles	0	7	7	7	--	21

TEAM	Q	PLAY	Visitor	Home
PHI	2	L. Smith 6 yd pass from D. McNabb (D. Akers kick)	0	7
NE	2	D. Givens 4 yd pass from T. Brady (A. Vinatieri kick)	7	7
NE	3	M. Vrabel 2 yd pass from T. Brady (A. Vinatieri kick)	14	7
PHI	3	B. Westbrook 10 yd pass from D. McNabb (D. Akers)	14	14
NE	4	C. Dillon 2 yd run (A. Vinatieri kick)	21	14
NE	4	A. Vinatieri 22 yd field goal	24	14
PHI	4	G. Lewis 30 yd pass from D. McNabb (D. Akers kick)	24	21

FINAL INDIVIDUAL STATISTICS

RUSHING	NO	YDS	AVG	LG	TD	RUSHING	NO	YDS	AVG	LG	TD
C. Dillon	18	75	4.2	25	1	B. Westbrook	15	44	2.9	22	0
K. Faulk	8	38	4.8	12	0	D. Levens	1	1	1.0	1	0
P. Pass	1	0	0.0	0	0	D. McNabb	1	0	0.0	0	0
T. Brady	1	-1	-1.0	-1	0	Eagles:	17	45	2.6	22	0
Patriots:	28	112	4.0	25	1						

RECEIVING	NO	YDS	AVG	LG	TD	RECEIVING	NO	YDS	AVG	LG	TD
D. Branch	11	133	12.1	27	0	T. Owens	9	122	13.6	36	0
C. Dillon	3	31	10.3	16	0	B. Westbrook	7	60	8.6	15	1
D. Givens	3	19	6.3	13	1	T. Pinkston	4	82	20.5	40	0
K. Faulk	2	27	13.5	14	0	G. Lewis	4	53	13.3	30t	1
T. Brown	2	17	8.5	12	0	L. Smith	4	27	6.8	9	1
D. Graham	1	7	7.0	7	0	F. Mitchell	1	11	11.0	11	0
M. Vrabel	1	2	2.0	2t	1	J. Parry	1	2	2.0	2	0
Patriots:	23	236	10.3	27	2	Eagles:	30	357	11.9	40	3

INTERCEPTIONS	NO	YDS	AVG	LG	TD	INTERCEPTIONS	NO	YDS	AVG	LG	TD
R. Harrison	2	5	2.5	6	0	None					
T. Bruschi	1	0	0.0	0	0						
Patriots:	3	5	1.7	6	0						

PUNTING	NO	YDS	AVG	TB	IN20	LG	PUNTING	NO	YDS	AVG	TB	IN20	LG
J. Miller	7	316	45.1	0	3	50	D. Johnson	5	214	42.8	0	1	52

PUNT RET.	NO	FC	YDS	AVG	LG	TD	PUNT RET.	NO	FC	YDS	AVG	LG	TD
T. Brown	3	1	12	4.0	8	0	B. Westbrook	3	0	19	6.3	10	0
B. Johnson	1	0	14	14.0	14	0	L. Sheppard	0	2	0	0.0	0	0
Patriots:	4	1	26	6.5	14	0	Eagles:	3	2	19	6.3	10	0

KICKOFF RET.	NO	YDS	AVG	LG	TD	KICKOFF RET.	NO	YDS	AVG	LG	TD
B. Johnson	2	44	22.0	26	0	J. Reed	4	82	20.5	26	0
P. Pass	1	17	17.0	17	0	R. Hood	1	32	32.0	32	0
Patriots:	3	61	20.3	26	0	Eagles:	5	114	22.8	32	0

PASSING	A	C	YDS	PCT	TD	I	LG	S/YD	RATING
T. Brady	33	23	236	69.7	2	0	27	2/17	110.2
Patriots:	33	23	236	69.7	2	0	27	2/17	110.2

PASSING	A	C	YDS	PCT	TD	I	LG	S/YD	RATING
D. McNabb	51	30	357	58.8	3	3	40	4/33	75.4
Eagles:	51	30	357	58.8	3	3	40	4/33	75.4

TEAM STATISTICS	NE	PHI
TOTAL FIRST DOWNS	21	24
By Rushing	6	4
By Passing	14	18
By Penalty	1	2
Third Down: Md/Att.	4/12	9/16
Third Down: Eff.	33%	56%
TOTAL NET YARDS	331	369
Total Offensive Plays	63	72
Avg. per Play	5.3	5.1
NET YARDS RUSHING	112	45
Total Rushing Plays	28	17
Avg. Per Rush	4.0	2.6
NET YARDS PASSING	219	324
Sacked/Yards Lost	2/17	4/33
Gross Yards Passing	236	357
Att.-Comp.-Int	33-23-0	51-30-3
Completion Pct.	69.7	58.8
PUNTS/AVERAGE	7/45.1	5/42.8
PENALTIES/YARDS	7/47	3/35
FUMBLES/BALLS LOST	1/1	2/1
FIELD GOALS	22	

NE PATRIOTS STARTING LINEUP

WR	D. Branch	DE	J. Green
LT	M. Light	NT	V. Wilfork
LG	J. Andruzzi	OLB	R. Colvin
C	D. Koppin	OLB	W. McGinest
RG	S. Neal	ILB	T. Bruschi
RT	B. Gorin	ILB	R. Phifer
TE	D. Graham	OLB	M. Vrabel
WR	D. Givens	LCB	R. Gay
QB	T. Brady	RCB	A. Samuel
RB	C. Dillon	FS	E. Wilson
FB	P. Pass	SS	R. Harrison

PHILADELPHIA EAGLES STARTING LINEUP

WR	T. Owens	LDE	D. Burgess
LT	T. Thomas	LDT	C. Simon
LG	A. Hicks	RDT	D. Walker
C	H. Fraley	RDE	J. Kearsse
RG	J. Mayberry	SLB	D. Jones
RT	J. Runyan	MLB	J. Trotter
TE	L. Smith	WLB	K. Adams
WR	T. Pinkston	LCB	L. Sheppard
QB	D. McNabb	RCB	S. Brown
FB	J. Parry	SS	M. Lewis
RB	B. Westbrook	FS	B. Dawkins

GAME NOTES

- The Patriots joined the Dallas Cowboys as the only NFL teams to win three Super Bowls in a four-year span.
- Deion Branch was named Super Bowl MVP after tying the Super Bowl record with 11 receptions.
- The Patriots defense forced four Eagles turnovers, including Rodney Harrison's game-clinching interception in the final minute.

SUPER BOWL XLII

SUPER BOWL XLII • NEW YORK GIANTS 17, NEW ENGLAND 14 • U. of Phoenix Stadium
February 3, 2008 • Weather: Indoors • Attendance - 71,101

	1	2	3	4	OT	F
New York Giants	3	0	0	14	--	17
New England Patriots	0	7	0	7	--	14

TEAM	Q	PLAY	SCORE	
			Visitor	Home
NYG	1	L.Tynes 32 yd. Field Goal	3	0
NE	2	L.Maroney 1 yd. run (S.Gostkowski kick)	3	7
NYG	4	D.Tyree 5 yd. pass from E.Manning (L.Tynes kick)	10	7
NE	4	R.Moss 6 yd. pass from T.Brady (S.Gostkowski kick)	10	14
NYG	4	P.Burress 13 yd. pass from E.Manning (L.Tynes kick)	17	14

FINAL INDIVIDUAL STATISTICS

RUSHING	NO	YDS	AVG	LG	TD	RUSHING	NO	YDS	AVG	LG	TD
A. Bradshaw	9	45	5	13	0	L. Maroney	14	36	2.6	9	1
B. Jacobs	14	42	3	7	0	K. Faulk	1	7	7	7	0
E. Manning	3	4	1.3	5	0	H. Evans	1	2	2	2	0
Giants:	26	91	3.5	13	0	Patriots:	16	45	2.8	9	1

RECEIVING	NO	YDS	AVG	LG	TD	RECEIVING	NO	YDS	AVG	LG	TD
A. Toomer	6	84	14	38	0	W. Welker	11	103	9.4	19	0
S. Smith	5	50	10	17	0	K. Faulk	7	52	7.4	14	0
D. Tyree	3	43	14.3	32	1	R. Moss	5	62	12.4	18	1
P. Burress	2	27	13.5	14	1	D. Stallworth	3	34	11.3	18	0
K. Boss	1	45	45	45	0	L. Maroney	2	12	6	8	0
M. Hedgecock	1	3	3	3	0	K. Brady	1	3	3	3	0
A. Bradshaw	1	3	3	3	0	Patriots:	29	266	9.2	19	1
Giants:	19	255	13.4	45	2						

INTERCEPTIONS	NO	YDS	AVG	LG	TD	INTERCEPTIONS	NO	YDS	AVG	LG	TD
None						E. Hobbs	1	23	23	23	0

PUNTING	NO	YDS	AVG	TB	IN20	LG	PUNTING	NO	YDS	AVG	TB	IN20	LG
J. Feagles	4	156	39	0	2	55	C. Hanson	4	175	43.8	1	0	49

PUNT RET.	NO	FC	YDS	AVG	LG	TD	PUNT RET.	NO	FC	YDS	AVG	LG	TD
R. McQuarters	3	0	25	8.3	16	0	W. Welker	1	1	15	15	15	0
[TOUCHBACK]	1	0	0	0	0	0	K. Faulk	0	1	0	0	0	0
Giants:	3	25	8.3	0	16	0	[OUT OF BOUNDS]	1	0	0	0	0	0
							Patriots:	1	15	15	2	15	0

KICKOFF RET.	NO	YDS	AVG	LG	TD	KICKOFF RET.	NO	YDS	AVG	LG	TD
D. Hixon	2	39	19.5	25	0	L. Maroney	4	94	23.5	43	0
[OUT OF BOUNDS]	1	0	0	0	0						
Giants:	2	39	19.5	25	0						

PASSING	A	C	YDS	PCT	TD	I	LG	S/YD	RATING
E. Manning	34	19	355	55.9	2	1	45	3/8	87.3
Giants:	34	19	355	55.9	2	1	45	3/8	87.3

PASSING	A	C	YDS	PCT	TD	I	LG	S/YD	RATING
T. Brady	48	29	266	60.4	1	0	19	5/37	82.5
Patriots:	48	29	266	60.4	1	0	19	5/37	82.5

TEAM STATISTICS	NYG	NE
TOTAL FIRST DOWNS	17	22
By Rushing	4	3
By Passing	13	17
By Penalty	0	2
Third Down: Md/Att.	8/16	7/14
Third Down: Eff.	50%	50%
TOTAL NET YARDS	338	274
Total Offensive Plays	63	69
Avg. per Play	5.4	4.0
NET YARDS RUSHING	91	45
Total Rushing Plays	26	16
Avg. Per Rush	3.5	2.8
NET YARDS PASSING	247	229
Sacked/Yards Lost	3/8	5/37
Gross Yards Passing	255	266
Att.-Comp.-Int	34-19-1	48-29-0
Completion Pct.	55.9	60.4
PUNTS/AVERAGE	4/39.0	4/43.8
PENALTIES/YARDS	4/36	5/35
FUMBLES/BALLS LOST	2/0	1/1
FIELD GOALS	32	

NE PATRIOTS STARTING LINEUP


WR	W. Welker	LE	T. Warren
LT	M. Light	NT	V. Wilfork
LG	L. Mankins	RE	R. Seymour
C	D. Koppen	OLB	M. Vrabel
RG	S. Neal	MLB	T. Bruschi
RT	N. Kaczur	OLB	A. Thomas
TE	B. Watson	LCB	A. Samuel
WR	R. Moss	RCB	E. Hobbs
QB	T. Brady	SS	R. Harrison
RB	L. Maroney	FS	J. Sanders
2TE	K. Brady	DB	B. Meriweather

NEW YORK GIANTS STARTING LINEUP

WR	P. Burress	LDE	M. Strahan
LT	D. Diehl	LDT	B. Cofield
LG	R. Seubert	RDT	F. Robbins
C	S. O'Hara	RDE	O. Umenyiora
RG	C. Snee	SLB	R. Torbor
RT	M. McKenzie	MLB	A. Pierce
TE	K. Boss	WLB	K. Mitchell
WR	A. Toomer	LCB	A. Ross
QB	E. Manning	RCB	C. Webster
RB	B. Jacobs	SS	Ja. Butler
2TE	M. Matthews	FS	G. Wilson

GAME NOTES

- The Patriots entered the game with an unprecedented 18-0 record after completing a perfect regular season.
- New England held a 14-10 lead following Randy Moss's touchdown catch with 2:42 left in the game, but the Giants scored a game-winning touchdown with 35 seconds left.
- Wes Welker tied the Super Bowl record with 11 receptions.



Extra Points
BATTLE

WBCN'S ROCK RADIO NETWORK



Gil Santos



Gino Cappelletti

WBCN 104.1 FM in Boston is in its 14th season as the official flagship station of the three-time Super Bowl Champion New England Patriots. As a flagship, WBCN was one of the FM broadcasting pioneers in professional sports. Since 1995, football fans in greater Boston have had the pleasure of listening to the call of every Patriots game in stereo sound without static interruption. With FM clarity and stereo surround sound, WBCN has brought fans closer to the action, delivering the many sideline sounds of each game.

In 2008, fans throughout New England can once again catch all the Patriots action by tuning into one of 36 different radio affiliates that simulcast each game on WBCN's Patriots Rock Radio Network. As the network's flagship, WBCN offers Patriots fans the most complete and comprehensive coverage on the dial. In all, they commit over eight hours of programming to each and every Patriots game, kicking off three hours before each game and wrapping up with a two-hour post-game show.

When fans tune in for each Patriots game on WBCN, they are treated to two world-class teams – the one on the field and the one in the broadcast booth. For the past 18 consecutive seasons, Gil Santos and Gino Cappelletti have teamed together to provide fans with in-depth game analysis and complete play-by-play detail of every Patriots game. This year, they will celebrate their 25th season together.

For most Patriots fans, there has been but one "Voice of the New England Patriots" and it belongs to Gil Santos. For 32 of the last 43 seasons, Santos has articulated the sights, sounds and all the play-by-play action of over 450 games to millions of Patriots fans. Now in his 32nd year as voice of the Patriots, Santos is tied with the Philadelphia Eagles' veteran play-by-play announcer, Merrill Reese, as the two most tenured radio broadcasters in the NFL. Santos began calling games

for the Boston Patriots at Fenway Park in 1966. He was the voice of the Patriots for the next 14 seasons (1966-79). He returned to the booth in 1991 and has broadcast every Patriots game since then. The veteran play-by-play broadcaster is also the sports director at WBCN's sister station, WBZ news radio in Boston, where he has earned dozens of honors and awards for his reporting, sportscasting and play-by-play excellence.

If Santos is recognized as the "voice" of the New England Patriots, his long-time broadcast partner Gino Cappelletti might simply be the most recognized Patriot in franchise history. Cappelletti, who is entering his 28th season as a broadcast analyst, first joined the team as one of the original Boston Patriots in 1960. Since then, Cappelletti has been affiliated with the team for 41 of the last 48 seasons as a player (11 years), coach (3) and broadcaster (27). It would be hard to find anyone more knowledgeable on the subject of the Patriots than Cappelletti. After an 11-year all-star career (1960-70) as a wide receiver and a kicker, he retired as the AFL's all-time leading scorer with 1,130 points. The Patriots Hall of Famer currently ranks sixth among the Patriots all-time leading receivers entering the 2008 season. Following his playing career, he spent nine seasons (1972-78) in the broadcast booth with Santos before returning to the sidelines for three seasons (1979-81) as the special teams coach on Ron Erhardt's staff. He returned to the broadcast booth in 1988 and was reunited with Santos in 1991. Together, the two have developed an on-air rapport that is unrivaled in the NFL, to the delight of Patriots fans everywhere.

Coverage on WBCN 104.1 FM begins three hours before each game and will conclude with a two-hour post-game show. Gary Tanguay will host both shows and will welcome weekly guests who will offer unique insight and analysis prior to and immediately following each game.



2008 WBCN/PATRIOTS ROCK RADIO NETWORK

FLAGSHIP STATION

WBCN Boston 104.1 FM

Massachusetts

WAQY Springfield 102.1 FM
WBEC Pittsfield 1420 AM
WEIM Fitchburg 1280 AM
WNAW North Adams 1230 AM
WBMS New Bedford 1420 AM
WPVQ Greenfield 95.3 FM
WSAR Fall River 1480 AM
WSBS Great Barrington 860 AM
WWFX Worcester 100.1 FM
WXTK Hyannis 95.1 FM

Maine

WBLM Portland 102.9 FM
WEBB Augusta 98.5 FM
WWMJ Bangor 95.7 FM

Connecticut

WCCC Hartford 106.9 FM
WINY Putnam 1350 AM
WXLN New London 102.3 FM

New Hampshire

WGAM Nashua 900 AM
WKBR Manchester 1250 AM
WVRR Lebanon 101.7 FM
WPKQ North Conway 103.7 FM
WSAK Hampton 102.1 FM
WSHK Portsmouth/Dover 105.3 FM
WTPL Concord 107.7 FM
WWHQ Laconia 101.5 FM

Vermont

WBTN Bennington 1370 AM
WXZO Burlington 96.7 FM
WEXP Rutland 101.5 FM
WIKI Newport 1490 AM
WKVT Brattleboro/Keene 92.7 FM
WSNO Barre 1450 AM
WSTJ St. Johnsbury 1340 AM
WMXR Woodstock 93.9 FM

Rhode Island

WSKO Providence 790 AM
WSKO Providence 99.7 FM

New York

WEAV Plattsburgh 960 AM

2008 PRESEASON TV NETWORK

For the 14th consecutive season, Patriots preseason games will be broadcast live on WCVB Channel 5 in Boston and a network of affiliates throughout New England. Kraft Sports Productions will produce the broadcasts.

Award-winning play-by-play veteran Don Criqui returns for his 14th season with the Patriots. He has served as a play-by-play announcer for CBS Sports and NBC Sports for more than three decades and has had the pleasure of announcing two Super Bowls and 14 Orange Bowls, as well as Wimbledon and World Cup matches.

CBS football analyst Randy Cross will return for his sixth season as Criqui's preseason broadcast partner. Cross, a three-time NFL all-pro, played 13 seasons with the San Francisco 49ers and was a part of three Super Bowl Championship teams. After his playing career, he joined CBS Sports as an NFL game analyst.

Mike Lynch, WCVB's principal sports analyst and award-winning sportscaster, returns for his 14th consecutive season as the broadcast team's sideline reporter.

Preseason Broadcast Schedule

Date	Opponent	Time
Thurs., Aug. 7	Baltimore	7:30 p.m.
Fri., Aug. 22	Philadelphia	7:30 p.m.
Thurs., Aug. 28	at N.Y. Giants	7:00 p.m.

Preseason Television Network

WCVB-TV	Boston (flagship)
WMUR-TV	Manchester, NH
WMTW-TV	Portland, ME
WNAC-TV	Providence, RI
WCTX-TV	Hartford, CT
WWLP-TV	Springfield, MA
WVNY-TV	Burlington, VT
WVIT-TV	Bangor, ME
KGMB-TV	Honolulu, HI
KIMO-TV	Anchorage, AK
Rogers Sports Net East - Quebec and Canadian Maritimes	

PATRIOTS POOL REPORTERS



Beat writer Eric McHugh of the *Patriot Ledger* will serve as the Patriots' pool reporter in 2008. Mike Reiss of the *Boston Globe* will serve as an alternate. In the event that there is the need to get comments from a game official after the game, a pool reporter will be allowed access to ask questions.





PRESENTED BY
Sovereign Bank

PATRIOTS FOOTBALL NETWORK

**NOT JUST GAMEDAY... EVERY DAY...
THE PATRIOTS ARE ON!**

Interest in the Patriots is at an all-time high, and there has never been more exclusive Patriots content to satisfy the devoted fan. Patriots Nation can tune in and connect to Patriots content via print, television, radio and online entities. With everything from Emmy Award-winning television shows to streaming video and podcasts, staying up to date and in the know is easy with the following exclusive Patriots content:

PATRIOTS ON TV

PATRIOTS ALL ACCESS

Every weekend during the season on WCVB-Boston (Flagship); WMUR-Manchester, NH; WMTW-Portland, ME; WNAC-Providence, RI; WCTX-Hartford, CT; WWLP-Springfield, MA; WVII-Bangor, ME; Comcast On Demand. Check local listings for times.

The Emmy Award-winning Patriots All Access airs weekly throughout the season on WCVB, Channel 5 in Boston and regional affiliates. Patriots All Access features exclusive, behind-the-scenes access and in-depth weekly features on Patriots players and personnel. Hosted by WCVB's Mike Lynch, the show features weekly sit-downs with Coach Bill Belichick including the popular "Belestrator" segment where the coach breaks down upcoming opponents.



PATRIOTS TODAY

Available daily at Patriots.com and on Comcast On Demand

Patriots Today gives fans a daily, in-depth look at the club that is unmatched by any other outlet. The show is hosted by Kristina Akra with daily reports from Brian Lowe and twice-weekly analysis from PFW's Paul Perillo. This daily Webcast is dedicated exclusively to the Patriots and provides daily features, reports and commentary that will satisfy every fan's daily Patriots fix.



PATRIOTS THIS WEEK

Saturdays at 10:30 p.m. on WSBK Channel 38

Patriots This Week, airing on Channel 38 every Saturday night, provides a thorough recap of each week's developments to get fans up-to-date and fired up for the next day's game. Hosted by Kristina Akra, the show brings the week's best stories, quotes and analysis to give fans everything they need to know.



TOTALLY PATRIOTS

Every weekend during the season on WCVB-Boston (Flagship); WNAC-Providence, RI; WCTX-Hartford, CT; WWLP-Springfield, MA; Comcast On Demand. Check local listings for times.

Totally Patriots, a weekly youth-oriented football show is back for its fourth season on WCVB, Channel 5 in Boston. Totally Patriots each week allows the next generation of Patriots fans unprecedented access to their favorite players, enabling them to ask questions in a relaxed, informal setting. The program also includes football tips from Hall of Fame linebacker Andre Tippett and a current Patriots player, and the opportunity to win college scholarships by writing weekly essays on the Patriots.



PATRIOTS 5th QUARTER

Immediately following each game on WBZ-TV/TV38

WBZ-TV and TV38 team up to broadcast Patriots 5th Quarter immediately following each Patriots game. WBZ-TV Sports Reporter Steve Burton joins former Patriots players Scott Zolak and Steve DeOssie to provide instant reaction and analysis in studio and at the stadium. Patriots 5th Quarter also features exclusive live coverage of the Patriots post-game press conferences with Coach Belichick and Tom Brady.

PATRIOTS ON RADIO

PATRIOTS MONDAY presented by TD Banknorth

Mondays during the season on WEEI Sports Radio 850 AM (Boston); 103.7 FM (Providence); 1440 AM (Worcester); 105.5 FM (Springfield).

WEEI Sports Radio broadcasts Patriots Monday each week, offering fans unique insight and analysis from Coach Belichick, Tom Brady, and the players of the game. WEEI will broadcast Patriots Monday live each Monday, kicking off with Dennis & Callahan at 6:00 a.m., followed by Dale & Holley at 10:00 a.m. and The Big Show with Glenn Ordway from 2:00 to 6:00 p.m.



PATRIOTS FRIDAY presented by Sovereign Bank

Fridays during the season on WEEI Sports Radio 850 AM (Boston); 103.7 FM (Providence); 1440 AM (Worcester); 105.5 FM (Springfield).

WEEI Sports Radio broadcasts Patriots Friday each week, offering fans a look ahead at the weekend's game, match ups and rivalries. Various Patriots players and front office executives will be featured on air. WEEI will broadcast Patriots Friday each Friday, kicking off with Dennis & Callahan at 6:00 a.m., followed by Dale & Holley at 10:00 a.m. and The Big Show with Glenn Ordway from 2:00 to 6:00 p.m.



PATRIOTS PREGAME AND POSTGAME

Before and after each game on the WBCN Rock Radio Network

WBCN is the Patriots' flagship station, broadcasting every Patriots game across its FM radio network. Three hours prior to kickoff, during halftime and after the game, host Gary Tanguay is joined by co-hosts Scott Zolak and Andy Gresh among other guests, serving up all the pregame and postgame news and notes, including live sound from the postgame press conferences.

PATRIOTS.COM

NEWS

Patriots.com features daily updates and exclusive content from the writers of Patriots Football Weekly, offering everything from breaking news to player features and the popular "Ask PFW" postings.



VIDEO

The first professional sports team website to offer streaming video provides Patriots fans with a variety of exclusive video content. Visitors can choose their channel and watch exclusive video from news to cheerleaders. Patriots Today offers a daily in-depth look at the team, while Patriots.com also features video of every Patriots press conference, including postgame press conferences and Coach Belichick's weekday media updates.

AUDIO

Patriots Web Radio programming is available exclusively on Patriots.com beginning at noon each day, Monday through Friday. Kicking off the programming lineup is PFW In Progress, a daily online program that features candid commentary from the writers of Patriots Football Weekly. Following PFW In Progress is Patriots Playbook, hosted by John Rooke, featuring items from around the NFL. Stay tuned for the debut of new shows during the 2008 season. Patriots.com also offers streaming audio of every Patriots press conference, as well as archives of Patriots.com Radio shows. Patriots.com provides podcasts of Patriots.com radio offerings in addition to the Patriots Roster Report and Cheerleader Chit-Chat, available exclusively on podcast.

PATRIOTS IN PRINT

PATRIOTS FOOTBALL WEEKLY

Subscriptions available by calling 1-800-494-PATS

Patriots Football Weekly is the official newspaper of the New England Patriots and the nation's only full-color football newspaper. PFW is published weekly throughout the season and monthly during the offseason, providing readers with exclusive Patriots coverage. Each issue of Patriots Football Weekly is loaded with the latest news, game previews and reviews, feature stories, contests and full-color posters.



2008 PATRIOTS CHEERLEADERS

The New England Patriots Cheerleaders have been entertaining fans at Patriots games for years, but their work as goodwill ambassadors for the team extends far beyond the sidelines of Gillette Stadium. Supporting the efforts of charitable organizations throughout New England, the cheerleaders are able to use their celebrity status to make a difference in the community. In addition to their philanthropy efforts, the squad makes over 1,000 individual public appearances per year for businesses and corporations, spreading cheer to fans at a variety of events throughout New England and across the country. Those bookings include sales meetings, trade shows, award ceremonies, autograph sessions and Monday Night Football promotions, just to name a few.

While the Patriots Cheerleaders have become accustomed to entertaining thousands of Patriots fans from the sidelines, members of the squad have also regularly traveled overseas on goodwill missions to entertain thousands of Patriots from the front lines. The cheerleaders have sailed throughout the Persian Gulf, performing on numerous deployed aircraft carriers and naval vessels. The squad has performed for soldiers, sailors, airmen, marines and guardsmen in more than 25 countries since 9/11, including over a dozen performances in combat theatres.

In addition to their goodwill military missions and appearances throughout the United States, the squad has entertained and appeared at many venues including performances in Super Bowls, Pro Bowls and an American Bowl in Mexico City.

In 2007, the Patriots Cheerleaders traveled to Beijing and Shanghai, China. The tour was designed to increase awareness and interest in the NFL and the New England Patriots, and to support the growing number of American Football fans already there. In January 2008, members of the squad returned to China to promote the NFL playoffs. June 2008 will mark the squad's third trip to China. The Beijing Organizing Committee for the Games of the XXIX Olympiad invited the Patriots Cheerleaders to organize a weeklong cheer/dance clinic for Chinese cheerleaders and dancers who will perform at Olympic related events in August. Approximately 100 Chinese cheerleaders from several different cities in China will attend the clinic.

A spring audition drew almost 300 hopefuls to Gillette Stadium, to compete for the opportunity to join the 2008 New England Patriots Cheerleaders. The 24 most talented young women earned that honor, including 14 returning veterans. The cheerleaders hail from Massachusetts, Connecticut, New Hampshire and Maine, representing many different New England towns. Two weeks after their appointment to the squad, the cheerleaders traveled to Punta Cana in the Dominican Republic to shoot their annual swimsuit calendar.

This year's squad will continue to serve not only as day-of-game entertainers, but also as Patriots ambassadors throughout New England and around the world.

Patriots Cheerleaders and Pat Patriot mascot appearances can make functions more memorable for everyone. For more information on booking the Patriots Cheerleaders or Pat Patriot Mascot, please contact Cheerleader Director, Tracy Sormanti by phone at (508) 384-9101, or by e-mail at tracys@patriots.com.



2008 PATRIOTS CHEERLEADERS

Tracy Sormanti,
*Cheerleader Director
and Choreographer*

Lindsay Dallman,
Assistant to the Director

Stacey McIntyre,
Choreographer

Line Captains

Alyssa
Dinna
Julie

Veterans

Alicia
Angela L.
Angela V.
Carrie
Corie Mae
Danielle
Jessica
Kelly
Leah V.
Lindsey
Sandra

Rookies

Asia
Brittany
Caitlin
Jillian
Julia
Leah K.
Leondra
Rebecca
Ryann
Sara

2008 STAFF DIRECTORY

Ownership/Board of Directors

Robert K. Kraft, Chairman and CEO
Myra Kraft
Jonathan A. Kraft, President
Daniel Kraft
Josh Kraft
David Kraft

Coaching

Bill Belichick, Head Coach
Dom Capers, Special Assistant/Secondary
Ivan Fears, Running Backs
Pepper Johnson, Defensive Line
Pete Mangurian, Tight Ends
Josh McDaniels, Offensive Coordinator/Quarterbacks
Harold Nash, Assistant Strength and Conditioning
Bill O'Brien, Wide Receivers
Matt Patricia, Linebackers
Dean Pees, Defensive Coordinator
Dante Scarnecchia, Assistant Head Coach/Offensive Line
Brad Seely, Special Teams
Mike Woick, Strength and Conditioning
Josh Boyer, Coaching Assistant
Brian Flores, Coaching Assistant
Shane Waldron, Coaching Assistant

Player Personnel

Scott Pioli, Vice President of Player Personnel
Nick Caserio, Director of Player Personnel
Marvin Allen, Area Scout
Kevin Bickers, Special Assignment Scout
Larry Cook, Scouting Consultant
DuJuan Daniels, Area Scout
Michael Disner, Scouting Assistant
Brian Ferentz, Scouting Assistant
Tim Heffelfinger, Area Scout
Frantzy Jourdain, Area Scout
Nancy Meier, Director of Scouting Administration
Jay Muraco, College Scouting Coordinator
Jim Nagy, Area Scout
Kyle O'Brien, Area Scout
Monti Ossenfort, Area Scout
Adam Peters, Area Scout
Bob Quinn, National Scout
Jonathan Robinson, Assistant Director/College Scouting
Brian Smith, Pro Scout
Patrick Stewart, Scouting Assistant

Football Operations

Berj Najarian, Director of Football/Head Coach Administration
Ernie Adams, Football Research Director
Matt Caracciolo, Director of Operations
Kevin Anderson, Operations Assistant

Equipment

Don Brocher, Equipment Manager
John Hillebrand, Assistant Equipment Manager
John Jastremski, Equipment Assistant

Trainers

Jim Whalen, Head Athletic Trainer
David Granito, Assistant Athletic Trainer
Joe Van Allen, Assistant Athletic Trainer and Rehabilitation Director

Medical

Thomas Gill, M.D., Team Physician
Bertram Zarins, M.D., Team Physician

Video

Jimmy Dee, Video Director
Matt Estrella, Video Assistant
Fernando Neto, Assistant Video Director

Administration

Jim Hausmann, Chief Administrative Officer
Mark Briggs, Chief Operating Officer of TeamOps
Tracy Fiore, Executive Assistant to the President
Jessica Gelman, New Business Development & Operational Initiatives Director
Robyn Glaser, Senior Advisor

Kim Healey, Executive Assistant to the Chairman and CEO
Al Labelle, Chief of Staff to the Chairman and CEO
Kimberly Lane, Executive Assistant to the Chairman and CEO
Shannon McNamara, Executive Assistant
Richard Miller, Research Director
Dan Murphy, Vice President of Business Development and External Affairs
Ann Thompson, Exec. Asst. to the President of the New England Patriots Charitable Foundation
Gabrielle Vigue, Executive Assistant

Broadcast Production

Matt Smith, Executive Producer
Dave Mondillo, Technical Manager

Corporate and Community Affairs

Myra Kraft, President of the New England Patriots Charitable Foundation
Josh Kraft, President of the New England Patriots Charitable Foundation
Andrea Tippet, Executive Director of Community Affairs

Gillette Stadium Operations

Jim Nolan, Vice President of Operations
Jon Bengtson, Field Superintendent
Matt Piekarski, Parking Director
Kevin Stein, Stadium Site Operations Director

Finance

John Mitchell, Chief Financial Officer
Jim Wilson, Finance Director

Food and Beverage

David Wheeler, Executive Director of Food and Beverage
Brad Ozerdem, Executive Chef
Chris Snow, Concessions Director
Cindy Thibault, Catering Director

Human Resources

Robin Boudreau, Vice President of Human Resources

Information Technology

Pat Curley, Vice President of IT for The Kraft Group
Scott Harrington, IT Operations, Infrastructure & Security Director

Legal

Richard Karelitz, General Counsel for The Kraft Group
Jim Cobery, Vice President of Legal & Business Affairs for Rand-Whitney Group

Media Relations

Stacey James, Vice President of Media Relations
Casey O'Connell, Media Relations Director

Patriots Cheerleaders

Tracy Sormanti, Cheerleader Director

Patriots Football Weekly and Patriots.com

Fred Kirsch, Publisher/Editor-in-Chief and Interactive Media Director
Jana-Lynne Gauthier, Web Services Director
Michelle Muise, Art Director
Paul Perillo, Editor
Donna Spigarolo, Patriots Alumni Coordinator/Fan Outreach Manager

Retail Operations

Brian Bilello, Strategic Initiatives and Retail Operations Director
Ken Flanders, Supply Chain Management Director

Sales and Marketing

Jennifer Ferron, Vice President of Marketing Operations
Murray Kohl, Vice President of Sales
Melissa Aghjayan, Premium Seating Sales Director
Gary Grodecki, Entertainment and Broadcast Production Director
Jon Levy, Sales Director
Joe Mariani, Sales Director
Bill Nelsen, Sponsor Relations Director
Brian Oates, Sales Director
Kathleen Ryder, Special Events and Partnership Marketing Director
Gail Titus, Customer and Sponsor Services Director

Special Events

David Pearlstein Vice President of Marketing Integration and Events

The Hall at Patriot Place

Bryan Morry, Executive Director

Ticket Operations

Maryruth Hughey, Ticket Operations Director

THE PATRIOTS AND THE COMMUNITY

A WINNING TEAM

The New England Patriots Charitable Foundation is the 501(c)(3) non-profit entity created by the Kraft family to support charitable and philanthropic agencies throughout New England. This support comes in the form of direct grants, the donation of signed memorabilia to a variety of charitable causes, and from Patriots players who offer their direct support by appearing at charity functions throughout the year.

Robert Kraft established the New England Patriots Charitable Foundation when he purchased the team in 1994 as a way for the organization to give back to the communities it calls home. The Foundation's primary goal is to support programs that aid the youth and families of New England while underscoring the Kraft family's deep commitment to philanthropic activities in the community.

Over the past 14 years, the Foundation has made donations to thousands of non-profit organizations throughout New England and has partnered with numerous community groups, including the Boys & Girls Clubs of Greater Boston, the United Way, the Greater Boston Food Bank and a host of other New England charities. The Foundation also provides food baskets and toys to hundreds of families and children during the holiday season in partnership with Morgan Memorial Goodwill Industries and the Salvation Army.

In addition, the Foundation supports numerous health care initiatives and organizations, including the Robert K. Kraft Family Blood Donor Center at the Dana-Farber Cancer Institute and the Children's Hospital Boston. The Charitable Foundation has also raised and donated more than \$750,000 to organizations supporting disaster relief efforts in Louisiana and around the globe. The Foundation also sponsors its "Write On" scholarship program, which has awarded nearly \$300,000 in college scholarships to over 90 local students.



Robert Kraft meets with children from the Hockomock Area YMCA, to which the Kraft family donated \$1,000,000.

THE NEW ENGLAND PATRIOTS CHARITABLE FOUNDATION

The Heart Inside the Huddle



NEW ENGLAND PATRIOTS

CHARITABLE FOUNDATION



CONTACT INFORMATION

To request a charitable donation or player appearance, please log on to www.patriots.com/community.

For more information about the New England Patriots Charitable Foundation, Inc., please call (508) 543-8200.

New England Patriots Charitable Foundation Fundraising Efforts

Annually, the Foundation holds several fundraisers, including the New England Patriots Charitable Foundation Golf Tournament and the Kickoff Gala held at Gillette Stadium in the fall. In 2005, the Patriots teamed up with the Massachusetts RMV to create a specialty license plate, an ongoing fundraiser with proceeds directly benefiting the NEPCF and eventually thousands of charitable organizations across New England.

Annual Kickoff Gala and Ron Burton Award

Each year, the New England Patriots Kickoff Gala is held in the Fidelity Investments Clubhouse at Gillette Stadium to ring in the new season and raise funds for the Patriots Charitable Foundation. Patriots players and staff members come together to mingle with their fans on the big night, which includes dinner, live and silent auctions and the presentation of the Ron Burton Community Service Award. The Burton Award honors the Patriots player who most embodies the qualities of Burton, the first player drafted by the team who was known for his commitment to the community and helping others. Previous winners include offensive lineman Joe Andruzzi (2003), wide receiver Troy Brown (2004), offensive lineman Matt Light (2005), defensive lineman Jarvis Green (2006) and defensive lineman Ty Warren (2007).



The 2007 Ron Burton Award Winner, Ty Warren, ensured that 25 kids from the Boys and Girls Club of Brockton didn't go without holiday gifts and invited the children to shop with Patriots teammates at his Holiday Blitz event.

Patriots Charitable Foundation Golf Tournament

Each summer for the past eight years, Patriots players, coaches and alumni have come together for a day of golf to benefit the Foundation. Fans are given the opportunity to play a round of golf with a Patriots player, with all of the proceeds going directly to the Foundation. The day includes, 18 holes of golf, appearances by the New England Patriots Cheerleaders and a lot of fun and laughs with Patriots players, all for a good cause.

Patriots Specialty License Plates

In 2005, the Patriots launched a specialty Patriots license plate that benefits the Charitable Foundation through its sales. For each plate ordered from the Massachusetts RMV, a portion of the total cost goes directly to the Foundation. Upon renewal of the plates, the entire sum benefits the Foundation. In addition, the team has begun to auction off low-numbered plates

and plates featuring the jersey numbers of current and alumni players on the team Web site. The license plate features the Patriots logo centered above the Roman numerals representing each of the team's three Super Bowl Championships.



Foundation Events

Thanksgiving Basket Giveaway

For the past several years, the Kraft family has been joined by nearly a dozen Patriots players at the Morgan Memorial Goodwill Industries headquarters in Boston to assist in distributing 200 holiday baskets filled with turkeys and all of the trimmings to local families in need. The recipients of the baskets include families with children who participated in Goodwill's youth programs, as well as individuals who were enrolled or had recently graduated from Goodwill's job training program.

Salvation Army Holiday Party

For over a decade, the Patriots have treated hundreds of children from Salvation Army centers throughout Massachusetts to a night of holiday festivities. Patriots players annually attend the party at Gillette Stadium and participate in a number of activities including Wrap-a-Pat, a game in which the children, working in teams, race to wrap Patriots players in Christmas wrapping paper, ribbons and bows. The children are also able to get autographs from players and cheerleaders, visit with Santa Claus and receive holiday gifts provided by the Charitable Foundation.



Richard Seymour and Rodney Harrison helped to spread holiday cheer by signing autographs at the Salvation Army Holiday Party at Gillette Stadium.



Tedy Bruschi also made dreams come true through Make-A-Wish.

Outreach Programs

Kids Café

With the Patriots' focus on youth in mind, the Foundation and the Kraft family partnered with Shaw's Supermarkets and the Greater Boston Food Bank to expand the Boys and Girls Clubs of Boston's Kids Café program. The purpose of the Kids Café, located within each area Boys and Girls Club, is to provide hot meals for underprivileged children who may not receive one at home. Many times this is the only hot meal the child receives the entire day. Kids Café currently provides children with 160,000 meals per year at five different locations. With this new partnership, the goal is to increase these numbers to 250,000 meals per year at nine different locations by 2009.



Larry Izzo joined his Patriots teammates in serving food at the Boys and Girls Clubs of Boston's Kids Café program.

Community MVP Awards

Each year, the Kraft family and the Patriots honor members of the New England community for their service to non-profit organizations around the region. Each Community MVP is recognized for their leadership, dedication and commitment to bettering their communities during a luncheon at Gillette Stadium with a donation made in their name to the non-profit organization for which they volunteer. In 2008, the Patriots honored more than twenty "Community MVPs" for their commitments to improving their communities through volunteerism. Patriots Chairman and CEO Robert Kraft made awards totaling \$50,000 to benefit the respective charities of honorees from Massachusetts, Rhode Island, Maine, Connecticut, Vermont and New Hampshire. The 2008 overall winner was Cheryl Opper, the founder and volunteer executive director of School on Wheels of Massachusetts, the only organization in Massachusetts providing tutoring and academic support exclusively for homeless children. Since the inception, Opper has trained over 200 volunteers and developed services such as after school one-on-one tutoring, distribution of backpacks, preschool readiness programs, weekly family read aloud programs, summer enrichment classes, learning spaces, parent workshops and post-shelter educational support services, all at no cost. School on Wheels of Massachusetts received a \$10,000 grant in Opper's name.



Tom Brady and Randy Moss spent an afternoon with Charlotte Hutnak, DJ Murphy, Matteo Petosa and David Sierra through the Make-A-Wish Foundation.

Patriots High School Coach of the Week

Each week during the high school football season, the Patriots honor a high school football coach with their Coach of the Week Award. This season will mark the 13th year in which the Patriots have joined the National Football League in conducting the program, which recognizes outstanding high school coaches and promotes youth football throughout New England. Pro Football Hall of Fame linebacker Andre Tippett, who is now the team's executive director of community affairs, oversees the program as part of the Foundation's commitment to youth football initiatives. The Patriots award the selected coach each week with a \$1,000 grant to benefit the school's football program. At the end of the season, one Coach of the Year is selected from the previous weekly winners and is awarded with an additional \$2,000 grant. In 2007, Everett High coach John DiBiasi was named Coach of the Year after his Crimson Tide squad captured the MIAA Division I Eastern Mass Super Bowl Championship with a thrilling 36-28 win over Dartmouth High at Gillette Stadium.

Youth Football

In recent years, the Foundation has expanded its concentration into the development of youth football programs throughout New England. Through the Foundation, the Patriots have made donations to improve football facilities at several area fields and have conducted multiple football clinics in the New England region. The Foundation has donated thousands of dollars to local high schools through the Coach of the Week program, hosted the regional Punt, Pass & Kick finals and partnered with National Football Foundation to host youth and high school football Coaching Academies. The Foundation plans to continue to expand its support for youth football and to promote programs that encourage good sportsmanship and leadership skills.



Bill Belichick greets players from several area Pop Warner programs.

Need help managing your investments?

Investment guidance from Fidelity's team of pros.

Come in for a complimentary Portfolio Review and get a plan that's right for you.

Put Fidelity's 60+ years of investment experience to work for you. We will:

- **Review your plan.** We'll discuss your current situation and your goals.
- **Check your portfolio.** We'll analyze how well your current mix of investments matches your needs.
- **Help you build an investment strategy.** One that's designed to work for you over the long term.
- **Invest for you.** We can manage your investments with Portfolio Advisory Services.SM

CALL **800.345.5063**
CLICK **Fidelity.com/guidance**



Before investing, consider the fund's investment objectives, risks, charges, and expenses. Contact Fidelity for a prospectus containing this information. Read it carefully.

Portfolio Review is an educational tool.

Fidelity Portfolio Advisory Service[®] is a service of Strategic Advisers, Inc., a registered investment adviser and a Fidelity Investments company. Fidelity Private Portfolio Service[®] may be offered through the following Fidelity Investments companies: Strategic Advisers, Inc.; Fidelity Personal Trust Company, FSB ("FPT"), a federal savings bank; or Fidelity Management Trust Company ("FMTC"). Nondeposit investment products and trust services offered through FPT and FMTC and their affiliates are not insured or guaranteed by the Federal Deposit Insurance Corporation or any other government agency; are not obligations of any bank; and are subject to risk, including possible loss of principal. **These services provide discretionary money management for a fee.**

Guidance provided by Fidelity is educational in nature, and is not intended to serve as the primary or sole basis for your investment or tax-planning decisions.

Fidelity Brokerage Services, Member NYSE, SIPC

486295.7



Go ahead. Make yourself more comfortable.

Kick back and relax with Gillette's most comfortable shave.*

Gillette Fusion has five blades spaced closer together to reduce pressure
with less irritation than MACH3.

SWITCH FROM
MACH3



TO Gillette
FUSION

gillette.com

*Among manual razors

Gillette
The Best a Man Can Get™

