

2009 PATRIOTS MEDIA GUIDE



PRESENTED BY



masslottery.com

★ ★ ★ ★ MEDIA CONTACTS ★ ★ ★ ★



Stacey James
Vice President
of Media Relations



Aaron Salkin
Assistant Director
of Media Relations



Scott Barboza
Media Relations
Assistant



Christy Berkery
Media Relations
Assistant



Tara Bertrand
Media Relations
Administrative Asst.



Jeff Cournoyer
Director of Corporate
Communications

The 2009 New England Patriots Media Guide has been prepared to assist all members of the media in their coverage of the Patriots during the 2009 season. Should you require additional information, further assistance or wish to arrange an interview, please contact a member of the Patriots media relations staff.

★ ★ ★ ★ CONTACT INFORMATION ★ ★ ★ ★

Media Relations Main Number: 508-384-4203

Gillette Stadium ★ One Patriot Place ★ Foxborough, MA 02035 ★ Fax: 508-543-9053

	Office Phone	Cell Phone	E-mail Address
Stacey James	508-384-9105	508-326-6868	staceyj@patriots.com
Aaron Salkin	508-384-9111	508-326-6870	aarons@patriots.com
Scott Barboza	508-384-9195	508-958-2138	scottb@patriots.com
Christy Berkery	508-549-0518	508-958-8206	christyb@patriots.com
Tara Bertrand	508-384-4311	774-406-6389	tarab@patriots.com
Jeff Cournoyer	508-549-0492	774-406-6487	jeffco@patriots.com

★ ★ ★ ★ MEDIA WEBSITE ★ ★ ★ ★

<http://media.patriots.com>

The Patriots maintain a media-only Web site to further assist local and national media in covering the team. The site serves as the team's primary media credentialing system. In addition, the site contains all of the Patriots' up-to-date press releases, statistics, transcripts and other reference material. All of the Patriots' media materials since the start of the 2002 season are available in the site's archives. Visit <http://media.patriots.com> to register for access.

★ ★ ★ ★ 2009 PATRIOTS SCHEDULE ★ ★ ★ ★

- PRESEASON -				
Date	Opponent	Time	Affiliate	Network
Thursday, Aug. 13	at Philadelphia Eagles	7:30 p.m. ET	WBZ-TV	NEP Preseason Network
Thursday, Aug. 20	Cincinnati Bengals	7:30 p.m. ET	WBZ-TV	NEP Preseason Network
Friday, Aug. 28	at Washington Redskins	8:00 p.m. ET	WBZ-TV	CBS (Nationally Televised)
Thursday, Sept. 3	New York Giants	7:30 p.m. ET	WBZ-TV	NEP Preseason Network
- REGULAR SEASON -				
Date	Opponent	Time	Affiliate	Network
Monday, Sept. 14	Buffalo Bills	7:00 p.m. ET	WCVB	ESPN
Sunday, Sept. 20	at New York Jets	1:00 p.m. ET	WBZ	CBS
Sunday, Sept. 27	Atlanta Falcons	1:00 p.m. ET	WFXT	FOX
Sunday, Oct. 4	Baltimore Ravens	1:00 p.m. ET	WBZ	CBS
Sunday, Oct. 11	at Denver Broncos	4:15 p.m. ET	WBZ	CBS
Sunday, Oct. 18	Tennessee Titans	4:15 p.m. ET	WBZ	CBS
Sunday, Oct. 25	# Tampa Bay Buccaneers	1:00 p.m. ET	WBZ	CBS
Sunday, Nov. 1	BYE WEEK			
Sunday, Nov. 8	Miami Dolphins	1:00 p.m. ET	WBZ	CBS
Sunday, Nov. 15	at Indianapolis Colts	8:20 p.m. ET	WHDH	NBC
Sunday, Nov. 22	New York Jets	4:15 p.m. ET*	WBZ	CBS*
Monday, Nov. 30	at New Orleans	8:30 p.m. ET	WCVB	ESPN
Sunday, Dec. 6	at Miami Dolphins	8:20 p.m. ET*	WHDH	NBC*
Sunday, Dec. 13	Carolina Panthers	1:00 p.m. ET*	WFXT	FOX*
Sunday, Dec. 20	at Buffalo Bills	1:00 p.m. ET*	WBZ	CBS*
Sunday, Dec. 27	Jacksonville Jaguars	1:00 p.m. ET*	WBZ	CBS*
Sunday, Jan. 3	at Houston Texans	1:00 p.m. ET*	WBZ	CBS*

- at Wembley Stadium, London, England * - Game time and network subject to possible flexible scheduling adjustment. **Bold** indicates nationally televised games

NEW ENGLAND PATRIOTS

2009 MEDIA GUIDE

Gillette Stadium ★ One Patriot Place ★ Foxborough, Massachusetts

Super Bowl Championships (3): 2001, 2003, 2004

Conference Championships (6): 1985, 1996, 2001, 2003, 2004, 2007

Division Championships (11): 1963, 1978, 1986, 1996, 1997, 2001, 2003, 2004, 2005, 2006, 2007

Playoff Seasons (16): 1963, 1976, 1978, 1982, 1985, 1986, 1994, 1996, 1997, 1998, 2001, 2003, 2004, 2005, 2006, 2007

2008 Season In Review	223	Playoff History	375
2008 Statistics	224	Records	377
Game-by-Game Statistics	226	Results	376
Honors and Awards	234	Championship Game Summaries	382
Participation Chart	235		
Transactions	236	Records	343
		All-Time Leaders	344
All-Time Results	283	Year-by-Year Leaders	353
Preseason	284	Consecutive Records	358
Regular Season	294	Individual Records	359
Postseason	376	Longest Plays	351
Overtime Games	291	Playoff Records	377
Prime-Time Games	286	Team Records	368
Series	287		
Attendance Figures	293	Reference	
		Patriots Charitable Foundation	396
Biographies		Patriots Cheerleaders	394
Draft Choices	202	Patriots Football Network	392
Executive Bios	7	Pool Reporters	391
Football Staff	15	Preseason Television Network	391
Rookie & First-Year Free Agents	211	Radio Broadcast Network	390
Veteran Players	49	Staff Directory	395
Gillette Stadium	4	Rosters	
Directions to	4	2009 Alphabetical Roster	217
		2009 Numerical Roster	219
Franchise History	237	All-Time Roster	258
Anniversary Teams	244	How Built Chart	221
Coaches All-Time Records	35		
Coaches All-Time Roster	36		
All-Time Draft	272		
Hall of Fame	238		
Historical Timeline	246		
Pro Bowl Selections	245		
Roster (All-Time)	258		
Trades (2000-09)	281		

★ ★ ★ ★ ★

2009 MEDIA GUIDE

★ ★ ★ ★ ★

This media guide includes a compilation of information that has been gathered and preserved by each of the team's previous media relations departments. Many thanks to everyone who has helped prepare and preserve this information.

The 2009 Patriots Media Guide was written and edited by the Patriots Media Relations Staff.

Editors: Casey O'Connell, Aaron Salkin

Editorial Assistance: Scott Barboza, Jeff Courmoyer

Cover: Phil Bissell

Advertising Sales: Murray Kohl

Photography: Tom Croke, David Silverman

Design and Layout: Jessica Sandusky



Printing: Dual Printing
1-800-358-4348



50TH



The Patriots are celebrating their 50th anniversary season in 2009 through a series of acknowledgements and dedications. For the Patriots and their fans, this season is one to celebrate a franchise that has grown from humble beginnings to become one of the elite franchises in professional football.

ALL-TIME TEAM

In recognition of the 50th anniversary, the Patriots' Hall of Fame nominating committee has selected an All-Time Team recognizing the greatest players at each position to play for the Patriots over 50 years. The Patriots' All-Time Team will be recognized at a 2009 home game.

ALL-TIME LISTS

Over the course of the year, the Patriots are unveiling a series of 20 "Top 10 All-Time" lists for fans to discuss and debate on Patriots All-Access and Patriots.com. Fans have the opportunity to vote for Top 10s in each of the 20 categories at Patriots.com. Fans can also rank the Top 50 Moments in Franchise History, and the Top 10 Moments, as chosen by the fans, will be unveiled over the course of the season.

TOP 10 Personnel Moves

Make your pick for the top 10 personnel moves in Patriots history. You can also vote for the top 10 moves in each of the 20 categories. The top 10 moves in each category will be unveiled over the course of the season.

EXPERTS PICKS

Agree? Disagree?

- 2002: Traded a 1st round pick for the rights to Ben Roethlisberger
- 1997: Traded a 4th round pick to Oakland for Randy White
- 1976: Traded Jim Plunkett to San Francisco for Steve McMichael (2nd round pick) and Tom Donahoe
- 1981: Traded Dick Croy to New York Jets for Oakland's Cal Boley (1st round pick) and Tom Donahoe
- 1989: Traded a 1st round pick to the 1990 draft pick to acquire Tom Donahoe
- 2001: Signed Bruce Hopson as a free agent
- 2000: Signed Rodney Hampton as a free agent
- 1975: Signed Larry King after he was cut from the Dallas Cowboys
- 1986: Traded a 1st round pick to Cincinnati for Kicker Cliff
- 1974: Traded a 1st round pick to Chicago for Tony Stewart

FANS PICKS

MAKE YOUR LIST

- 2002: Traded a 1st round pick for the rights to Ben Roethlisberger
- 1997: Traded a 4th round pick to Oakland for Randy White
- 1976: Traded Jim Plunkett to San Francisco for Steve McMichael (2nd round pick) and Tom Donahoe
- 1981: Traded Dick Croy to New York Jets for Oakland's Cal Boley (1st round pick) and Tom Donahoe
- 1989: Traded a 1st round pick to the 1990 draft pick to acquire Tom Donahoe
- 2001: Signed Bruce Hopson as a free agent
- 2000: Signed Rodney Hampton as a free agent
- 1975: Signed Larry King after he was cut from the Dallas Cowboys
- 1986: Traded a 1st round pick to Cincinnati for Kicker Cliff
- 1974: Traded a 1st round pick to Chicago for Tony Stewart

MAKE YOUR LIST

ANNIVERSARY

AFL LEGACY GAMES

This season also marks the 50th anniversary for the American Football League (AFL), of which the Patriots were an original member. The Boston Patriots, who hosted the AFL's first regular season game on Sept. 9, 1960 at Boston University Field, will be featured in the NFL's first "AFL Legacy Game" on the opening weekend of the 2009 season. On Sept. 14, 2009, the Patriots will host the Buffalo Bills at Gillette Stadium on Monday Night Football. It will be the first of four "AFL Legacy Games" in which the Patriots will appear this season. The Patriots' will wear red and white "throwback" uniforms in those games, replicating the uniforms worn by the 1963 team that claimed the franchise's first division title and competed in the franchise's first league championship game.

GAMEDAY PROGRAM DESIGN

The original "Pat Patriot" was born in 1960 when newspaper cartoonist Phil Bissell was assigned to sketch a reaction upon the announcement that Boston's American Football League team would be called the Patriots. From his original "Pat" cartoon, Bissell became forever linked with the franchise that wore a copy based off of his original figure on its helmets from 1961 to 1992. Bissell, a native of Rockport, Mass., also contributed stylized "Pat Patriot" cartoons to the covers of over 50 Patriots game programs throughout the team's AFL seasons from 1960-69. In recognition of the Patriots 50th anniversary, Bissell has been commissioned to create the covers of this season's Patriots GameDay magazines in the same style of those early covers. He also designed the cover of this media guide.



50th ANNIVERSARY AFL EXHIBIT

The Hall at Patriot Place presented by Raytheon is a monument to 50 years of Patriots history, and in recognition of both the Patriots' 50th anniversary and the 50th anniversary of the AFL, The Hall will feature a special exhibit of game-worn jerseys, helmets and other memorabilia from the AFL era throughout the 2009 season. For more information, visit thehallatpatriotplace.com or call 508-698-4800.

Gillette STADIUM™



Gillette Stadium, home to the three-time Super Bowl Champion New England Patriots and Major League Soccer's New England Revolution, is New England's premier sports and entertainment venue.

Fans have sold-out every Patriots home game since the venue opened, an overall home sellout streak set to reach 169 games by the end of the 2009 season, and flock to Gillette Stadium to see the New England Revolution, attend world-class concerts and participate in special events that keep the stadium busy year round.

Fan satisfaction is at the forefront of Gillette Stadium's design, with unobstructed views from the entire length of each of its wide concourses ensuring a great view of the field from practically anywhere inside the turnstiles. Additional gathering areas, such as the end-zone plazas, offer alternative viewing where fans can also gather to socialize before, during and after games. Once at their seats, guests relax in theater-style chairs, each one complete with a drink holder. For the ultimate in creature comforts, the Fidelity Investments Clubhouse offers more than 6,000 club members access to 120,000 square feet of space to enjoy not just on game days, but year-round. In addition to the Clubhouse areas, the stadium's 87 luxury suites are some of the largest in the NFL, ranging from 800 to 2,700 square feet. Each suite features luxurious furnishings as well as private bars and restrooms.

Gillette Stadium celebrates New England's heritage with a unique display of local flavor. A stylized lighthouse and bridge greet fans entering from Patriot Place Plaza and create the stadium's signature view. The coastal heritage of the region is represented in a seascape scene that complements the bridge and lighthouse and flanks the players' entrance to the field. Guests can experience a unique view of the action from atop the bridge, which connects the east and west concourses at the base of the lighthouse.

★ ★ GILLETTE STADIUM FACTS ★ ★

Cost	Approx. \$325 million
Financing	Privately financed
Capacity	68,756
Club Seats	6,000+
Luxury Suites	87 (800 to 2,700 sf)
Fidelity Investments Clubhouse	120,000 sf
Width of concourses	up to 70 ft
Concession points of sale	500+
Permanent novelty stands	15
HDTV video screens	2 (48 feet x 27 feet)
Stadium footprint	17.3 acres
Stadium area	1.9 million sf
Television monitors	1,000+
ATM locations	8
Distance to downtown Boston33 miles
Distance to downtown Providence21 miles

★ DIRECTIONS TO GILLETTE STADIUM ★

From Downtown Boston/Logan Airport:

Follow signs for I-93 South. Take I-93 South approximately 18 miles to Exit 1 (to I-95 South/Providence). Take I-95 South for 7.4 miles to Exit 9 (Wrentham), which exits onto Route 1 South. Follow Route 1 South for four miles. Gillette Stadium is on the left. Enter P1.

From downtown Providence/T.F. Green Airport:

Follow signs for I-95 North. Take I-95 North approximately 26 miles to Exit 6B (I-495 North). Take I-495 North 2.6 miles to Exit 14 (Route 1 North). Follow Route 1 North 4.4 miles. Gillette Stadium is on the right. Enter P8



"One of the greatest things about sports is the bond players and fans share. You feel like you've lived through the same experiences and share the same memories. That was one of our motivations in building The Hall. We wanted to create a place where our fans and alumni could visit and relive those moments together. We wanted to preserve the legacy of this franchise and give our greatest players the most prominent display of any hall of fame in the world."

— Robert Kraft

The Hall at Patriot Place presented by Raytheon is the crown jewel of Patriot Place and the only sports and education experience of its kind. Through a dazzling array of interactive multimedia exhibits and artifacts never before viewable by the public, The Hall at Patriot Place presented by Raytheon showcases the tradition of the New England Patriots, explores the history of football in New England, and promotes math and science education for thousands of schoolchildren each year through its partnership with Raytheon.

The experience begins as visitors enter an elevator on the ground floor and hear a voice from Patriots history welcoming them to The Hall. The journey continues through 36,000 square feet and two stories until visitors reach one of The Hall's signature exhibits and its premier photo opportunity: the Patriots' three Lombardi trophies.

The Hall features interactive exhibits designed to educate and entertain. Visitors receive instruction from Patriots Head Coach Bill Belichick on how plays in the Patriots' playbook are designed. They also step inside a game-used replay booth and make the call on an instant replay review with instruction from NFL Vice President of Officiating Mike Pereira. Fans of all ages test their vertical leap, reaction time and weight against NFL players.

The Hall's 19 high-definition touch screen kiosks allow visitors to interact with the exhibits in unique ways. Four and a half hours of exclusive video content is also displayed on 11 60-inch high-definition TV monitors, seven projection screens and the 48-foot-wide panoramic movie screen in the Raytheon Theater, where a 15-minute signature film plays every 20 minutes.

Each of the members of the Patriots Hall of Fame is immortalized on 30-foot high, six-foot wide video pylons utilizing the first Magink digital ink display in the United States. Fans can choose which Hall of Famer to highlight on one of four touch screen kiosks, causing the pylons to come alive with video and images of each player while additional information is displayed on the screen below.

To complement the audiovisual experiences, there are thousands of football artifacts on display at The Hall, ranging from the priceless (a football from the 1876 Harvard-Yale game) to the quirky (the infamous snow plow that cleared the way for a Patriots win over the Dolphins in 1982) to the sublime (Doug Flutie's 1984 Heisman Trophy).

In partnership with Raytheon Company, The Hall at Patriot Place presents an integrated math and science education program with lesson plans designed to combine elements of The Hall's exhibits in an engaging educational platform for visiting school groups. Additionally, all visitors can experience the "In the Numbers" exhibit, presented by Raytheon, which uses football to teach math and science in a fun and interactive way.

In 2009, The Hall received a Gold MUSE Award from the American Association of Museums and The Hall's signature film, "Patriots Way," won a CINE Golden Eagle Award. The Hall was also named to Boston Globe Magazine's Best of the New and was a Yankee Magazine Editor's Choice recommendation. For more information, please visit www.thehallatpatriotplace.com



Imagine winning the Lottery every day.

Your town actually does.

Since 2003, the Mass Lottery has returned
over \$5.6 billion in local aid to the 351 cities
and towns of Massachusetts.

Visit masslottery.com to see how much your city or town has received.



EXECUTIVES



Robert Kraft and Jonathan Kraft at a Patriots Super Bowl celebration



Robert Kraft buys the Patriots in 1994



Team founder William H. Sullivan greets fans





50 SEASONS

Robert KRAFT

CHAIRMAN & CEO

DIVISION TITLES: 96 97 01 03 04 05 06 07

CONFERENCE TITLES: 96 01 03 04 07

SUPER BOWLS: 01 03 04

PLAYOFF SEASONS: 1994, 1996, 1997, 1998, 2001, 2003, 2004, 2005, 2006, 2007

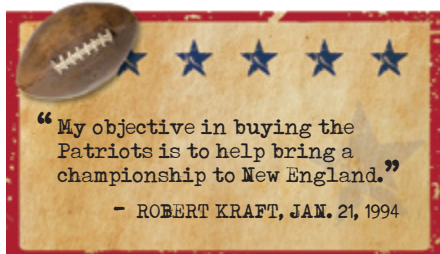
Robert Kraft announced his intention to bring New England a championship the day he bought the Patriots in 1994. In the 15 years since, he has made good on that pledge several times over, as the Patriots have won an unrivaled three Super Bowls, five conference championships and eight division championships during that time. Since 1994, the Patriots have qualified for the playoffs 10 times, advancing to the Super Bowl on five occasions. No other NFL franchise has earned more than three Super Bowl berths in the past 15 years. With a 173-91 (.655) overall record, the Patriots have won more games and more often than any other team since Kraft purchased the franchise.

Under Kraft, the Patriots have experienced one of the most dramatic turnarounds in the history of sports. In the four seasons immediately preceding Kraft's acquisition (1990-93), the Patriots compiled an NFL-worst 14-50 (.219) overall record, which included a 1-15 finish in 1990 and a 2-14 record in 1992. The Patriots were not only last in the standings, they were last in attendance and overall revenue.

But it didn't take long for Kraft's vision to come into focus. His personal investment in the team restored the faith of Patriots fans and rejuvenated interest throughout New England. The year he bought the team, season ticket sales soared to new heights, eclipsing 40,000 for the first time in franchise history. By the start of his first season, every game was sold out, a feat that had never been accomplished in the franchise's previous 34 seasons. The achievement ensured that local broadcast blackouts would be lifted and every Patriots game, home and away, would be televised throughout New England for the first time in team history. Every game has been sold out since that 1994 season opener. By season's end, the consecutive sellout streak will extend to 169 games.

By his fifth anniversary as owner, the Patriots had already established themselves as perennial playoff contenders, qualifying for the postseason four times, twice as division champions. In 1996, the Patriots claimed their first division title in 10 years. After defeating Pittsburgh in the playoffs, the Patriots hosted their first conference championship game in franchise history and advanced to Super Bowl XXXI.

The transformation of the Patriots under Kraft's leadership constitutes one of the greatest long-term, worst-to-first revivals in sports history. In 2005,



"My objective in buying the Patriots is to help bring a championship to New England."

- ROBERT KRAFT, JAN. 21, 1994

Forbes magazine valued the Patriots franchise at one billion dollars. The Patriots were just the fourth sports franchise in history to eclipse that financial plateau. After winning back-to-back Super Bowls and three titles in four years, *Forbes* also named the Patriots "The Best Team in Sports."

In 2007, the New England Patriots won a franchise-record fifth consecutive division title. They also became the first NFL team to win 16 games during the regular season and the only team to ever win 18 consecutive games in one season. The undefeated regular season boosted the team's overall record from 2003 to 2007 to 77-17 for a remarkable .819 winning percentage. The 77 wins in five years is the most by any team over any five-year span in NFL history. From Sept. 14, 2003 to Oct. 26, 2008, the Patriots won 82 games with only 18 losses. It marks the most successful 100-game stretch since the league was founded in 1920.

The Patriots also own three significant NFL records for consecutive wins. In 2003 and 2004, the Patriots won 21 consecutive games, which included three playoff games. Two years later, the Patriots started another streak and over the next three seasons won 21 consecutive regular season games. In addition, the Patriots established an NFL record by winning 10 consecutive playoff games (2001-05). During that time, the Patriots also won 21 consecutive games

★ ★ 2009 NFL OWNER COMMITTEES ★ ★

- ★ Broadcast Committee - Chairman
- ★ NFL Network Committee
- ★ Finance Committee
- ★ Management Council Executive Committee
- ★ Compensation Committee



In 2005, *Forbes* selected the New England Patriots as the best team in sports. The accompanying article recognized how Robert Kraft has built the Patriots organization into a winner on and off the field.

at Gillette Stadium, the longest home win streak in franchise history.

Kraft's impact on the Patriots was immediate and it didn't take him long to earn the respect of his NFL colleagues and peers. Since 1994, he has played an integral role on many of the NFL's most prominent owner committees. As a member of the broadcast committee, he had an essential role in negotiating the most lucrative broadcasting contracts in the history of sports. In 2009, as the chairman of the broadcast committee, he was one of the principals responsible for negotiating the extensions of the CBS and FOX contracts, as well as the extensions of the broadcasting agreements with DirecTV and Comcast. Kraft was also instrumental in putting together a deal that made New England-headquartered Reebok International, Ltd. the official and exclusive apparel manufacturer for the NFL, helping to create a new model for the sports license apparel industry. Kraft is now widely recognized as one of the most respected and influential owners in sports.

Kraft began his business career with the Rand-Whitney Group, Inc. of Worcester, Mass., a company that converted paper into packaging for various industries. He later acquired the company. In 1972, he founded International Forest Products, a trader of

paper commodities that now does business annually in more than 80 countries. Together, Rand-Whitney and International Forest Products comprise one of the largest privately-owned and fully integrated paper and packaging companies in the United States. Kraft founded The Kraft Group to serve as the holding company for the family's varied business interests, which are concentrated in five specific areas: the distribution of forest products, paper and packaging manufacturing, sports and entertainment, real estate development and private equity and venture investing.

From 2000 to 2002, The Kraft Group's real estate development team oversaw the on-time and on-budget construction of Gillette Stadium, a privately-financed \$325 million state-of-the-art stadium that the Patriots and their fans are proud to call home. The financial commitment from Kraft provided a solid foundation on which to build for the first time in the franchise's nomadic history. Moving from Foxboro Stadium into the majestic Gillette Stadium marked another worst-to-first transformation for the Krafts, who now operate New England's premier entertainment venue. After opening Gillette Stadium, Kraft was recognized as the Sports Executive of the Year by one national publication and he and Jonathan Kraft were named Sports Industrialists of the Year by another.

The construction of Gillette Stadium was the first project of The Kraft Group's real estate development team. In 2007, The Kraft Group expanded the site development with the construction of Patriot Place, a 1.3 million square foot mixed-use lifestyle center and entertainment destination.

Throughout Kraft's professional career, many of his biggest risks have yielded the greatest rewards. That was true throughout his pursuit of Patriots ownership, beginning in 1985 when he first purchased an option on the land surrounding the old stadium. It was a large investment for an underdeveloped parcel of land, but proved to be an important first step in a long process toward owning the Patriots. In 1988, he took another

A CHAMPIONSHIP ERA			
	Pre-Kraft 1960-93	1989-93	Kraft Era 1994-08
Overall Record	225-276-9	19-61	173-91
Winning Pct.	.450	.311	.655
Super Bowl Titles	0	0	3
Conference Titles	1	0	5
Division Titles	3	0	8
Playoff Seasons	6	0	10
Playoff Record	4-6	--	17-7
Home Playoff Games	1	0	11
Home Playoff Record	0-1	--	11-0

Prior to 1994, the Patriots qualified for the playoffs just six times during their first 34 seasons (1960-93). In the 15 seasons since Robert Kraft has taken ownership, the Patriots have qualified for the playoffs 10 times, eight times as division champions, and have won five conference titles and three Super Bowl championships.

step by purchasing the stadium out of bankruptcy court. It was another large investment, this time to purchase an antiquated stadium that was eventually demolished. But, with a binding lease through 2001, the acquisition of the old stadium proved to be an invaluable asset in Kraft's quest toward owning the team.

When his opportunity came in January of 1994, Kraft faced a difficult business dilemma. He had to decide between committing over \$172 million of family resources to purchase the Patriots or accept a lucrative \$75 million buyout offer to void the final years of the team's stadium lease and allow the team to move out of New England. On Jan. 21, 1994, Kraft passed on the buyout offer, choosing instead to make an 11th-hour bid to buy the team. On Feb. 26, 1994, a day after Kraft earned league approval, season tickets for the 1994 season went on sale and Patriots fans showed their support for Kraft's decision in record numbers. By the end of the first business day, amidst a winter nor'easter, 5,958 season ticket orders were processed, shattering the previous single-day sales record of 979. The show of support validated Kraft's decision to buy the team and gave him the confidence to focus on another risky, long-term project: the construction of Gillette Stadium.

In 2000, Kraft took another risk when he surrendered a first-round draft choice to a division rival to acquire the services of Head Coach Bill Belichick from the New York Jets. The decision was heavily criticized at the time, but like so many of Kraft's decisions along the way, the risk was answered with great reward. Since then, the Patriots have recorded more wins and more championships than any other team in the NFL and Coach Belichick has become the first head coach in NFL history to win three Super Bowls in four seasons.

A native of Brookline, Mass., Kraft attended local public schools before entering Columbia University on an academic scholarship. Upon graduation, he received a fellowship to attend Harvard Business School, where he earned a master's degree in business administration.

Kraft first became a fan of the Boston Patriots in their AFL days during the early 1960s. He attended games at each of the team's Boston venues: Boston University Field, Fenway Park, Boston College Alumni Stadium and Harvard Stadium. When the team moved to Foxborough in 1971, he invested in season tickets for his family. Kraft credits the memories and experiences shared with his family and other Patriots fans at Foxboro Stadium for his passionate pursuit of ownership of the franchise.

Over the past four decades, the Kraft family has been one of New England's most philanthropic families, donating tens of millions of dollars in support of local charities and civic affairs. Kraft serves on the board of directors for Viacom and the Federal Reserve Bank of Boston. He also serves on the executive committee for the Dana-Farber Cancer Institute, where he established the Robert K. Kraft

★ ★ ★ SUCCESS STORY ★ ★ ★				
Since Robert Kraft bought the team in 1994, the Patriots have become the most successful franchise in the NFL. For the past 15 seasons (1994-2008), the Patriots have won more Super Bowl championships (3) and more conference championships (5) than any other NFL team. The Patriots' eight division titles are second only to the Pittsburgh Steelers' nine since 1994. In addition to championships titles, the Patriots have also won more, and more often, than any other NFL team, claiming 173 total victories and a .655 winning percentage, including 17 wins in the postseason. Their postseason winning percentage (.708) is also the best in the league.				
SUPER BOWL CHAMPIONSHIPS SINCE 1994				
New England Patriots				3
Denver Broncos				2
Pittsburgh Steelers				2
8 Teams				1
CONFERENCE CHAMPIONSHIPS SINCE 1994				
New England Patriots				5
Pittsburgh Steelers				3
Denver Broncos				2
Green Bay Packers				2
St. Louis Rams				2
15 Teams				1
DIVISION CHAMPIONSHIPS SINCE 1994				
Pittsburgh Steelers				9
New England Patriots				8
Green Bay Packers				7
PLAYOFF VICTORIES SINCE 1994				
New England Patriots				17
Pittsburgh Steelers				15
Green Bay Packers				11
Philadelphia Eagles				11
TOTAL VICTORIES SINCE 1994				
New England Patriots				173
Pittsburgh Steelers				166
Green Bay Packers				160
OVERALL WINNING PERCENTAGE SINCE 1994 (INCLUDING POSTSEASON)				
Team	W	L	T	Pct.
New England Patriots	173	91	0	.655
Pittsburgh Steelers	166	96	1	.632
Green Bay Packers	160	100	0	.615
PLAYOFF WINNING PERCENTAGE SINCE 1994				
Team	W	L	Pct.	
New England Patriots	17	7	.708	
Arizona Cardinals	4	2	.667	
Pittsburgh Steelers	15	8	.652	
Baltimore Ravens	7	4	.636	
Denver Broncos	8	5	.615	

Family Blood Donor Center. He is a trustee emeritus at Columbia and is a trustee at Boston College. He has received honorary degrees from a variety of New England universities. In 2006, Kraft was awarded the NCAA's highest honor when he received the Theodore Roosevelt Award, "presented annually to a distinguished citizen of national reputation and outstanding accomplishments."



Jonathan A. Kraft is the president and chief operating officer for The Kraft Group, the holding company of the Kraft family's varied business interests. He is also the president of the three-time Super Bowl Champion New England Patriots. As president of the Patriots, Kraft oversees the management and strategic planning of each department within the organization. He also works closely with his father to represent the Patriots in all league matters and has served on multiple NFL owner committees.

Kraft's NFL obligations are only a small part of his day-to-day responsibilities, which are as diversified as the many different companies he oversees. The Kraft Group has a variety of interests concentrated in five specific areas: the distribution of forest products, paper and packaging manufacturing, sports and entertainment, real estate development and private equity and venture investing. Kraft is responsible for overseeing the operations of each division.

Since his family purchased the team in 1994, Kraft has been the day-to-day driving force behind the rebuilding and rebranding of the franchise, bringing long-overdue stability to the once wayward organization. It has been a remarkable transformation, as the Patriots have evolved from worst to first in many categories, both on and off the field.

Once tenants in the league's poorest venue, the Patriots now play in one of the NFL's premier stadiums. Once last in the league in revenues, the Patriots now rank among the league's elite. Once a cellar dweller, the Patriots are now a perennial power. They are just the second team in NFL history to win three Super Bowls in four years and they own the NFL's longest regular season (21), postseason (10) and overall consecutive game (21) win streaks. Since his family's purchase of the team in 1994, the Patriots have won more games (173) and more often (.655) than any other team and Kraft has successfully implemented many initiatives that have accelerated the franchise's many worst-to-first transitions.

Of all the team's recent achievements, arguably the most significant contribution to the organization's future success was securing financial approval for the construction of a new world-class stadium, the first of its kind in the franchise's history. Kraft developed the creative private-financing strategy for the \$325 million construction of Gillette Stadium. Many financial experts dismissed the viability of his

plan, which relied on year-round club memberships for new clientele rather than the more conventional sale of private seat licenses to existing season ticket holders. Kraft's unprecedented plan was considered a financial risk, but proved to be universally successful.

Throughout the stadium initiative, no one was more involved in each phase of the project, including the planning, construction, opening and ongoing operation and development of Gillette Stadium. Kraft worked closely with stadium designers to create a world-class sports and entertainment facility that would highlight features indigenous to New England. His team not only delivered on the promise of a fan-friendly facility, but did so on time and under budget.

Kraft and the project team also drew praise for innovative environmental practices. In June of 2001, the Environmental Business Council presented The Kraft Group with the Environmental Award for Corporate Leadership. In May of 2002, the Kraft Group received New England's Environmental Merit Award from the U.S. Environmental Protection Agency for the development and construction of Gillette Stadium.

In 2002, Jonathan and Robert Kraft received the Sports Industrialists of the Year award, presented annually by *Sports Business Daily*. The Krafts opened the year celebrating New England's first Super Bowl championship. They christened their new stadium just a few months later, earning various awards and acclaim for the project. They negotiated a new naming rights partnership with Gillette and celebrated a spectacular grand opening by hosting the 2002 season premiere of Monday Night Football as Super Bowl champions, presenting both the stadium and their 2001 Super Bowl banner to the fans of New England. One month later, the Krafts' Major League Soccer franchise, the New England Revolution, won the Eastern Conference to qualify for the MLS Cup, which drew over 61,000 fans to Gillette Stadium, the then-largest crowd in MLS history.

One of the most exciting new ventures that The Kraft Group has undertaken is the Patriot Place real

★ ★	2009 NFL OWNER COMMITTEES	★ ★
★	Business Venture Committee	
★	Digital Media Committee	

estate development surrounding Gillette Stadium. Patriot Place is the first super-regional lifestyle center and entertainment complex of its kind.

Prior to the Kraft family's ownership, the Patriots fan base was limited in range and scope. As a lifelong Patriots fan, Kraft was committed to expanding the Patriots' audiences through an innovative multimedia outreach. Under his directive, the Patriots became the first professional sports team to launch an official Web site in March of 1995. Just two years later, the team debuted the first use of streaming video, offering a nightly video update. Since then, streaming video has been a constant feature on the team's Web site. The technology is also used to broadcast live feeds of every Patriots press conference. The Patriots' other Internet initiatives include a highly successful e-commerce division, providing Patriots fans around the world easy access to Patriots merchandise and apparel. In 2004, the team showed their commitment to globalizing the Patriots brand when they launched the NFL's first Chinese-language version of their website.

In April of 1995, the Patriots began publishing *Patriots Football Weekly*, the first full-color weekly publication offered by a sports team. It appears on newsstands throughout New England and is distributed to Patriots fans throughout the world.

Following the Super Bowl XXXVI championship, Kraft commissioned the production of a DVD entitled "3 Games to Glory," providing fans an opportunity to re-live three of the most memorable games in franchise history. Since then, he has overseen the production of its sequels, "3 Games to Glory II," and "3 Games to Glory III," each featuring over five hours of behind-the-scenes content on a two-disc DVD set. The Patriots remain the only team to produce and sell such extensive commemorative DVDs.

A Williams College graduate, Kraft also earned an MBA from Harvard Business School. He is on the board of directors for several organizations, including the U.S. Soccer Federation, Children's Hospital Trust and Pop Warner Little Scholars, Inc. He is also on the board of trustees at Williams College and the Belmont Hill School and is a member of the Overseers' Committee at Harvard Business School. Kraft is active in youth athletics, coaching Pop Warner football, youth soccer and Little League baseball in the greater Boston area. In 2006, he was the recipient of the Warner Award, named after Glenn S. "Pop" Warner. The award is presented annually and is considered Pop Warner's highest national honor.

Jonathan and his wife, Patti, have three children.

★ ★ A CHAMPIONSHIP TRADITION ★ ★

The Patriots, the San Antonio Spurs and the Los Angeles Lakers are the only teams from the four major professional sports leagues to have won three titles since 2001.

LEAGUE CHAMPIONSHIPS SINCE 2001

Team	League	Titles
New England Patriots	NFL	3
San Antonio Spurs	NBA	3
Los Angeles Lakers	NBA	3
Boston Red Sox	MLB	2

CHAMPIONSHIP GAME/SERIES APPEARANCES SINCE 1994

Team	League	Appearances
New York Yankees	MLB	6
Los Angeles Lakers	NBA	6
Detroit Red Wings	NHL	6
New England Patriots	NFL	5
San Antonio Spurs	NBA	4
New Jersey Devils	NHL	4

You know that
a good seat at
THE RAZOR
is nowhere near as
painful as it sounds.



You're a Patriots fan. Now Prove It.™ Get New England Patriots Banking.
Get your checks,* check card and credit card with the official Patriots logo.

- Get a \$50 signing bonus when you open a qualifying new Patriots checking account by 1/31/2010. A minimum opening balance of \$250 and a debit card transaction within the first 30 days are required. Use Offer Code NFLP50!
- Get a Patriots Extra Points™ credit card and earn more rewards faster.* Use those rewards points to get tickets to games or even stand on the sidelines with the players.

Sign up for an account today at your local banking center or go to bankofamerica.com/patriots

Bank of America



Official Bank of the New England Patriots™



* Standard check order form only.

† To take advantage of this offer, you must use the Offer Code provided to open your qualifying new Bank of America personal checking account by 1/31/2010. Bank of America may terminate the offer before this date. This offer is available only to new customers who open a new primary personal checking account. To qualify for this offer, an opening deposit of \$250 must be made. The new checking account must be open for at least 30 days, during which the customer must make a minimum of one transaction with the newly assigned debit card. The new customer will receive the incentive upon verification of qualification in the incentive program. We will deposit the \$50 incentive directly into your new checking account within 90 days of its opening. If unable to do so, a check will be issued. The new customer is not eligible for this offer if they were a signer on a Bank of America checking account that was closed within the last three months. All accounts are subject to our normal approval process. The minimum deposit required to open a new personal checking account and receive this offer is subject to the normal opening deposit requirements of the specific account being opened that appear in our Personal Schedule of Fees. For example, the opening deposit for a Bank of America MyChoice Checking® account is \$25. Limit one offer per household. Offer does not apply to Bank of America accounts, current checking customers or student checking accounts. To the extent required by law, Bank of America will report the value of the offer to the IRS. Any applicable taxes are the responsibility of the account holder. Reproduction, purchase, sale, transfer or trade of this offer is prohibited. For fixed interest personal checking accounts, the APY is as follows: less than \$10,000: 0.05%; \$10,000-\$99,999: 0.25%; \$100,000 and over: 0.40%. APYs are accurate as of 6/15/2009. The APY may change after the account is opened. Fees may reduce earnings.

• Visit bankofamerica.com/patriots for information about rates, fees, other costs and benefits associated with the NFL Extra Points Credit Card. This credit card program is issued and administered by FIA Card Services, N.A. Platinum Plus is a registered trademark of FIA Card Services, N.A. Bank of America and the Bank of America logo are registered trademarks of Bank of America Corporation. Keep the Change® patent pending. Fees may reduce earnings. New England Patriots trademarks, including the Patriots logo, are the property of New England Patriots, L.P. and are used pursuant to a licensing agreement with New England Patriots. L.P. Visa is a registered trademark of Visa International Service Association, and is used by the issuer pursuant to license from Visa U.S.A. Inc. Bank of America, N.A. Member FDIC. © 2009 Bank of America Corporation. All rights reserved.

AD-04-09-0463.MG



Get all four and make game day a blast.



FiOS & Wireless. Get more out of the game. The best in fiber-optic HDTV. Blazing-fast Internet access. Money-saving home phone service. Plus America's largest and most reliable wireless network. All from Verizon and Verizon Wireless.

VERIZON WIRELESS

| FIOS INTERNET

| FIOS TV

| VERIZON HOME PHONE

Click verizon.com

Visit any store

FiOS available in select areas. Wireless & wireline phone service not available everywhere. New England Patriots trademarks, including the Patriots logo, are the property of New England Patriots L.P., and are used pursuant to a licensing agreement with New England Patriots L.P. ©2009 Verizon.

FOOTBALL STAFF



Bill Belichick has led the Patriots to three Super Bowl victories



Raymond Berry led Patriots to their first Super Bowl in 1985.



Lou Saban was named the Patriots first head coach in 1960





50 SEASONS

Bill BELICHICK

HEAD COACH

★ **35th NFL Coaching Season**
★ **15th Head Coaching Season**
★ **10th Season as Patriots Head Coach**

SUPER BOWLS

86 90 01 03 04

CONFERENCE TITLES:

86 90 96 01 03 04 07

Career Record – 153-90 (.630)

Regular Season – 138-86 (.616)

Postseason – 15-4 (.789)

Patriots Record – 116-45 (.720)

COACHING

Bill Belichick is in his 35th season as an NFL coach and is the only head coach in NFL history to win three Super Bowl championships in a four-year span. In his nine seasons as Patriots head coach, Belichick has won 116 games - which is already more than any other head coach in NFL history through his first 10 seasons with a team.

Belichick was hired by Chairman and CEO Robert Kraft on Jan. 27, 2000 and is in his 10th season as Patriots head coach. Through nine seasons, Belichick has delivered three Super Bowl championships, four conference titles, six division crowns and 14 playoff victories, while posting an overall record of 116-45. Belichick directed the Patriots to victories in Super Bowls XXXVI (2001), XXXVIII (2003) and XXXIX (2004), and in 2007 he became the first NFL head coach to guide his team to a 16-0 regular season.

Despite an NFL system designed to ensure parity, Belichick's program has produced a remarkable run of sustained success. From 2001-08, the Patriots won 75.8 percent of their regular-season games (97-31), recording the highest winning percentage of any major American professional sports team over that span. Over a 100-game stretch from 2003-08, Belichick directed the team to an 82-18 record - the best record in any 100-game span in NFL history. Belichick has led the Patriots to a winning record (nine or more victories) in each of the last eight seasons, making the Patriots the only NFL franchise to accomplish that feat from 2001-08. For five straight seasons from 2003-07, Belichick's teams won the AFC East title and advanced in the playoffs each year, with the Patriots' five straight years of playoff advancement tying the second longest streak in NFL history.

Belichick's accomplishments have placed him among the elite coaches in NFL history. He owns a career record of 153-90 as a head coach, and his career winning percentage of .630 ranks fourth in NFL history among coaches with 150 or more wins, trailing only George Halas (.682), Don Shula

DIVISION TITLES:

75 78 86 89 90 96 98
01 03 04 05 06 07

(.666) and Curly Lambeau (.631). Belichick has compiled a career playoff record of 15-4, with his .789 playoff winning percentage placing second in NFL history behind Vince Lombardi (9-1, .900). Belichick's 15 career playoff wins rank fifth all-time.

Belichick's teams have relied on a versatile and deep roster, consistently overcoming injuries and setbacks while using contributions from the entire team to perform at



- ★ Bill Belichick spent 20 years as an assistant coach in the NFL and this is his 15th season as a head coach. According to the Elias Sports Bureau he is the only man in NFL history to serve 20 or more seasons as an assistant coach and at least 15 seasons as a head coach.
- ★ Belichick's Patriots teams own the all-time NFL records for consecutive total victories (21 from 2003-04), consecutive regular-season victories (21 from 2006-08) and consecutive playoff victories (10 from 2001-05).
- ★ Coach Belichick's career winning percentage of .630 (153-90) ranks fourth all-time among head coaches with 150 or more wins, trailing only Hall of Famers George Halas (.682), Don Shula (.666) and Curly Lambeau (.631).
- ★ In 2007, Coach Belichick led the Patriots to the NFL's first 16-0 regular season and joined Halas and Shula as the only coaches in NFL history to direct their teams to an undefeated regular season.
- ★ Coach Belichick is the only head coach in NFL history to win three Super Bowls in four years (2001-04).
- ★ With 35 years of NFL coaching experience, Coach Belichick is the longest tenured among active NFL head coaches.
- ★ Since he was first named a defensive coordinator in 1985, Coach Belichick's teams have allowed an average of fewer than 20 points per game 20 times in 24 years.
- ★ Eight former assistants on Coach Belichick's staffs are head coaches in the NFL or college in 2009. Five of Coach Belichick's former assistants are NFL general managers in 2009.

Comment About Bill Belichick

Ernie Accorsi, former NFL General Manager, March 2008

"He's a brilliant football man - and not just defense, which many people don't know. I think he ranks with the greatest of all time, with George Halas, Paul Brown, Tom Landry, Chuck Noll, Vince Lombardi and Bill Walsh."

★ ★ ★ SUPER SUCCESS ★ ★ ★

Bill Belichick is one of just four head coaches to win three championships since the Super Bowl era began following the 1966 season. Coach Belichick joins three members of the Pro Football Hall of Fame in the exclusive club. Belichick is the only coach to win three Super Bowls in the post-1993 salary cap era.

MOST SUPER BOWL VICTORIES

Head Coach	Team	Titles	Seasons
Chuck Noll	PIT	4	1974, 1975, 1978, 1979
Bill Belichick	NE	3	2001, 2003, 2004
Joe Gibbs	WAS	3	1982, 1987, 1991
Bill Walsh	SF	3	1981, 1984, 1988

NOTE: Sorted by most recent championship. Super Bowls have determined NFL champion since 1966.

★ ★ ★ PLAYOFF SUCCESS ★ ★ ★

Coach Belichick has won 15 career playoff games, a total that is the fifth-highest by a head coach in NFL history.

MOST PLAYOFF WINS BY AN NFL HEAD COACH

Coach	Team(s)	Wins
Tom Landry	Dallas Cowboys	20
Don Shula	Baltimore Colts, Miami Dolphins	19
Joe Gibbs	Washington Redskins	17
Chuck Noll	Pittsburgh Steelers	16
Bill Belichick	Cleveland Browns, NE Patriots	15

high level. Since 2001, New England has used an average of 40 different starters per season and set NFL records for most starters by a Super Bowl champion (42 in 2003) and most starters by a division champion (45 in 2005) in a 16-game season. In 2007, the Patriots tied an NFL record with 21 different players scoring touchdowns. In 2008, the Patriots went 11-5 despite placing a team-record 14 players on injured reserve (the 1993 Collective Bargaining Agreement established the current injured reserve rule), including quarterback Tom Brady, who suffered a season-ending injury in the first quarter of the season's first game.

Belichick's Patriots have rarely been rattled, and have been able to consistently maintain leads and bounce back following losses. Since the beginning of the 2003 season, New England is 18-1 (.947) in games following a loss, dropping back-to-back contests just once over that span. Another hallmark of Belichick's teams has been their ability to consistently succeed against top competition. The Patriots enter the 2009 season with a record of 32-13 (.711) against playoff teams since the beginning of the 2003 season.

Belichick's recent accomplishments are the latest triumphs in an NFL coaching career that began in 1975, during which he has helped produce five Super Bowl titles, seven conference championships and 13 division titles. Now in his 35th season in the NFL, he has more years of NFL experience than any of the other 31 head coaches. He won his first two Super Bowls as the defensive coordinator for the New York Giants in 1986 and again in 1990 before claiming three Super Bowl championships with the Patriots. George Seifert is the only other man to have won multiple Super Bowls as a head coach and as an assistant coach.

Once he became Patriots head coach, Belichick needed just one season to successfully implement his plan for success. In 2001, his second season in charge, the Patriots rebounded from a 5-11 record in 2000 to improve to 11-5, tying what was then the franchise regular-season record for wins. With a 20-17 victory over the Rams in Super Bowl XXXVI, the Patriots tied the franchise's then-record of 14 overall wins. In 2003 and 2004, the Patriots eclipsed those marks in each season, posting identical 14-2 records in the

regular season and notching 17 total wins and a Super Bowl title in each year.

From 2003-04, Belichick directed the Patriots through the most prosperous two-year period for any team in NFL history, netting back-to-back Super Bowl victories and consecutive 17-2 campaigns. The team's 34 victories from 2003-04 mark the highest two-year win total in the NFL's 89-year history. An overall winning streak of 21 consecutive games – also unprecedented in NFL annals – spanned the two seasons. New England was undefeated at home in both 2003 and 2004, and set a franchise record by winning 21 straight home games from 2002-05.

The 2004 season saw the Patriots tie the best regular-season record by a defending Super Bowl champion (14-2). New England capped off the year with another memorable playoff run, culminating in a 24-21 victory over the Philadelphia Eagles in Super Bowl XXXIX that made Belichick just the fourth head coach in NFL history to win at least three Super Bowl titles. Only one coach (Pittsburgh's Chuck Noll, 4) has won more Super Bowls. Belichick's three Super Bowl titles tie Washington's Joe Gibbs and San Francisco's Bill Walsh for second place on the NFL's all-time list. Noll, Gibbs and Walsh are all enshrined in the Pro Football Hall of Fame.

In 2005, New England won 11 games despite being forced to use 45 different starters, an NFL record for a division champion in a 16-game season. After starting the season 4-4 and being faced with a rash of injuries, the Patriots won six of their next seven games to claim their third straight division title.

In 2006, Belichick directed the Patriots to a berth in the AFC Championship Game for the third time in four years and

★ ★ ★ AMONG THE GREATS ★ ★ ★

Coach Belichick enters the 2009 season with 153 career wins and a career winning percentage of .630, placing fourth in NFL history among all NFL coaches with at least 150 career victories.

TOP WINNING PERCENTAGE AMONG HEAD COACHES WITH AT LEAST 150 WINS

Head Coach	Team(s)	Years	W	L	T	Pct.
George Halas	CHI	1920-29, 33-42, 46-55, 58-67	324	151	31	.682
Don Shula	BAL/MIA	1963-95	347	173	6	.666
Curly Lambeau	GB/CHC/WAS	1921-53	229	134	22	.631
Bill Belichick	CLE/NE	1991-95, 00-08	153	90	0	.630
Joe Gibbs	WAS	1981-92, 04-07	171	101	0	.629

NOTE: Winning percentages are calculated using official NFL rules. Ties are not included in winning percentage prior to 1972. Since 1972, a tie counts as a half-win, half-loss.

Comment About Bill Belichick

Josh McDaniels, head coach Denver Broncos, February 2009 (on Bill Belichick's impact on him)

"(He) has meant so much to me, not only professionally but personally. He's really mentored me, taught me how to be a good coach, taught me how to identify a way to win each week, taught me how to evaluate players, taught me how to be a part of the draft. He was a mentor in other ways, a very big influence in my life, from off-the-field things, decisions you had to make, those kinds of things. There was nothing that he turned me away for. He would always be there to give me his advice. To me, that's the greatest thing I got from him - he was willing to help me in any way to become a good coach and a good person."

for the fourth time in six seasons. New England won the AFC East division for the fourth consecutive season, and set a franchise record by allowing just 14.8 points per game. The Patriots' 14 total victories tied what was then the second highest total in franchise history.

In 2007, Coach Belichick earned Associated Press NFL Coach of the Year honors as the Patriots became the fourth team in the league's 89-year history to complete an undefeated regular season and the first to achieve the feat since the NFL increased the number of regular-season games to 16 in 1978. Belichick joined Pro Football Hall of Famers George Halas and Don Shula as the only head coaches to complete undefeated regular seasons. New England's 18 overall victories in 2007 tied the 1985 Chicago Bears and the 1984 San Francisco 49ers for the most in league history. New England became the first team in NFL history and the first major American pro sports team since 1884 to open a season with 18 straight wins. The Patriots set all-time NFL records for points scored (589), touchdowns (75) and point differential (+315) in addition to numerous individual and team records.

In 2008, Belichick led the Patriots to an 11-5 record – the team's sixth straight season with 10 or more wins and its eighth consecutive year with a winning record. New England ranked among the NFL's top 10 teams in 2008 in terms of yards gained (5th), points scored (8th), fewest yards allowed (10th) and fewest points allowed (8th), marking just the fourth time the club finished in the top 10 in all of those categories since joining the NFL in 1970. At the conclusion of the regular season, the Patriots were among the league's hottest teams, winning five of their last six games and going undefeated in December (4-0).

Belichick returned to the Patriots as head coach after three seasons with the New York Jets (1997-99) as the team's assistant head coach/secondary coach, holding the responsibility of calling the team's defensive plays. In 1998, the Jets surrendered just 266 points, propelling the team to a division title. After finishing the regular season with a franchise-best 12-4 overall record, the Jets advanced to the AFC Championship game. In his first season with the Jets in 1997, his defense surrendered just 287 points, an average of 17.9 points per game, marking a significant 10.5-point improvement per game from 1996.

Comment About Bill Belichick

Junior Seau, 18-year NFL player, January 2008

"Coach Belichick is obviously the best coach you can ever have. What he does is so many other things besides the X's and O's. He communicates well with his players and he's established himself in terms of his integrity and his ways of playing the game of football. I haven't met a guy that has so much passion and so much love for the game and so much knowledge and he's able to (transfer) that over to the players so they can learn. There's always a learning curve here every day for you. All you have to do is just listen. You want to play for a man like Belichick. You really do. And as much as he doesn't show it, he has a lot of love for his players. He really does."

★ ★ ★ POSTSEASON PROWESS ★ ★ ★

Bill Belichick is the second winningest head coach in NFL playoff history, trailing only the legendary Vince Lombardi, whose name is emblazoned on the Super Bowl trophy.

BEST POSTSEASON RECORDS IN NFL HISTORY

(Minimum ten games)

Head Coach	Team(s)	W	L	Pct.
Vince Lombardi	GB/WAS	9	1	.900
Bill Belichick	CLE/NE	15	4	.789

★ ★ ★ ELITE COMPANY ★ ★ ★

Bill Belichick is one of nine NFL head coaches to win three or more championships since the league began postseason play in 1933. With the Patriots' victory in Super Bowl XXXIX, Belichick joined an exclusive club in which each of the eight other members has been enshrined in the Pro Football Hall of Fame.

HEAD COACHES WITH THREE OR MORE NFL TITLES

(Listed alphabetically)

Head Coach	Championship Team(s)
Bill Belichick	New England Patriots
Paul Brown	Cleveland Browns
Weeb Ewbank	Baltimore Colts, New York Jets
Joe Gibbs	Washington Redskins
George Halas	Chicago Bears
Earl (Curly) Lambeau	Green Bay Packers
Vince Lombardi	Green Bay Packers
Chuck Noll	Pittsburgh Steelers
Bill Walsh	San Francisco 49ers

★ ★ ★ FOOTBALL FAMILY ★ ★ ★

Bill Belichick is one of only five head coaches in NFL history whose father played in the NFL. The others are Joe Walton, David Shula, Mike Nolan and Todd Haley. Belichick's father, Steve, played fullback for the Detroit Lions in 1941 and coached for 33 years at the Naval Academy.

Patriots fans witnessed Belichick's impact on a team firsthand in 1996 when he joined the Patriots after five seasons as the head coach of the Cleveland Browns. That year, the Patriots claimed their first division title in 10 years with an 11-5 record and won their first two playoff games at Foxboro Stadium to advance to Super Bowl XXXI. The 1996 Patriots defense allowed just 19.6 points per game and forced 34 turnovers, second in the AFC. In two playoff games, the defense allowed just nine points combined, propelling the Patriots to a berth in Super Bowl XXXI against Green Bay.

Prior to joining the Patriots, Belichick spent five seasons (1991-95) rebuilding the Cleveland Browns, whose 3-13 finish the year prior to his arrival was the worst in the history of the franchise. By 1994, the Browns were again one of NFL's best teams, boasting the second-best record in the AFC. Belichick's first head coaching opportunity came following the 1990 season, when his defensive efforts with the New York Giants helped claim a second Super Bowl title in five years. At the age of 38, he became the NFL's youngest head coach. In his first season, Belichick began the rebuilding process by restoring the foundation of the aging squad he inherited. In 1991, the Browns improved to 6-10 and played in 11 games that were decided by a touchdown or less.

Comments About Bill Belichick

Steve Sabol, President NFL Films, June 2009

(on his choice for best NFL coach of the past decade)
"Bill Belichick. He is to this century what Paul Brown was to the previous century. With the way he has built teams, his strategic mind, the success he's had – he would be my easy choice."

Rodney Harrison, 15-year NFL player

"I have a great deal of respect for him. He's the best coach that ever coached the game, but that's to me."

Following back-to-back 7-9 campaigns in 1992 and 1993, the Browns improved to 11-5 in 1994, a mark that is still tied for the second highest victory total in the 60-year history of the Browns franchise. The 1994 squad was defined by its defense, which allowed a league-low 204 points. In their return to the playoffs, the Browns defeated the Patriots, 20-13, in a first-round wild-card game on New Year's Day 1995.

The 1995 season was disrupted by the mid-season announcement that the Cleveland Browns franchise would be moved to Baltimore at the conclusion of the campaign. The announcement caused an undeniable mid-season distraction resulting in a 5-11 finish. Belichick did not accompany the franchise's move to Baltimore after the 1995 season.

Belichick began his coaching career after graduating from Wesleyan University and accepted a staff assistant position with the Baltimore Colts in 1975. At the age of 23, he was named special assistant to Head Coach Ted Marchbroda. In 1976, Belichick joined Rick Forzano's staff with the Detroit Lions and in two seasons in Detroit assisted with the special teams, tight ends and receivers. In 1978, Denver Broncos Head Coach Red Miller hired Belichick as the assistant special teams coach and assistant to defensive coordinator Joe Collier.

In 1979, Belichick joined Ray Perkins' staff with the New York Giants as a defensive assistant and special teams coach, launching a 12-year tenure with the Giants. After the 1980 campaign, he drew the added responsibility of coaching the Giants linebackers. While continuing to coach the linebackers, in 1983 his role with the defensive unit increased. He was named defensive coordinator in 1985, a position he held for the next six seasons.

★ ★ ★ HALL OF FAMERS ★ ★ ★

From 1981-88, Coach Belichick tutored the linebackers for the New York Giants. His unit featured Lawrence Taylor and Harry Carson, both of whom are enshrined in the Pro Football Hall of Fame.

During his time as the Giants' defensive signal caller, his units were never ranked lower than 11th in the NFL and finished as high as second in the league three times, including the Super Bowl seasons of 1986 and 1990. His contributions with the Giants throughout the 1980s brought him national recognition as one of the best young assistant coaches in the NFL.

Eight former assistant coaches on Coach Belichick's staffs in Cleveland or New England have gone on to become head coaches at the NFL or collegiate level. Three current NFL head coaches worked on Belichick staffs: Cleveland's Eric Mangini, Denver's Josh McDaniels and Detroit's Jim Schwartz. Additionally, five college head coaches were once hired by Belichick as assistant coaches: Notre Dame's Charlie Weis, Alabama's Nick Saban, Iowa's Kirk Ferentz, Fresno State's Pat Hill and Virginia's Al Groh.

★ ★ ★ THE BELICHIK LIBRARY ★ ★ ★

Coach Belichick is an avid collector of football-related books, and along with his late father, Steve, amassed a library of more than 800 volumes. The library is believed to be one of the largest collection of football books in the world, behind the Pro Football Hall of Fame and the Library of Congress. In 2006, Coach Belichick moved his entire library to the Naval Academy, where his father coached for 33 years. The books are housed in a display at Ricketts Hall in Annapolis for future generations of football players, coaches and fans to enjoy.

★ ★ ★ HONORS & AWARDS ★ ★ ★

Coach Belichick has been honored with numerous awards in recognition of his success with the Patriots. He has earned NFL Coach of the Year honors by the Associated Press two times (2007 and 2003) and has finished in the top five in AP voting for NFL Coach of the Year Award eight times (1994, 2001, 2002, 2003, 2004, 2005, 2007 and 2008). Below is a sampling of the recognition he has earned since 2001:

2007 NFL COACH OF THE YEAR HONORS

- Associated Press
- *Sporting News*
- *Pro Football Weekly/PFWA*
- *USA Today*
- SI.com
- *Dallas Morning News*
- Kansas City's 101 Football Awards – AFC Coach of the Year

2004 NFL COACH OF THE YEAR HONORS

- *Sports Illustrated*
- SI.com
- Fox TV/Terry Bradshaw

OTHER 2004 HONORS

- ESPY Award – Best Coach/Manager
- U.S. Sports Academy Amos Alonzo Stagg Coaching Award

2003 NFL COACH OF THE YEAR HONORS

- Associated Press
- *The Sporting News*
- *Pro Football Weekly/PFWA*
- *Sports Illustrated*
- *Football Digest*
- SI.com
- NFL.com
- *Dallas Morning News*
- *San Francisco Chronicle*
- NFL Alumni
- Fox TV/Terry Bradshaw
- Victor Awards
- Kansas City's 101 Football Awards – AFC Coach of the Year

OTHER 2003 HONORS

- *Time Magazine's* 100 most powerful and influential people in the world

2001 NFL COACH OF THE YEAR HONORS

- *Sports Illustrated*
- College & Pro Football Newsweekly
- *Dallas Morning News*
- ESPN
- CNN
- Kansas City's 101 Football Awards – AFC Coach of the Year
- *USA Today's* All-Joe Team

Comment About Bill Belichick

Roger Staubach, Hall of Fame quarterback, January 2005

"He's really special. I've always been a Bill Belichick person. He's got great roots. He's got an aura about him. He's got the fire you want to see, but he always gives other people credit."

Comment About Bill Belichick

Urban Meyer, two-time NCAA national championship winning Head Coach, April 2009

(on his visit to New England Patriots offseason program)

"I saw the way, in my mind, the best coach in professional sports - not basketball, not football, not baseball...in all sports - handled his team...we're talking about arguably one of the greatest coaches of all time."

PHILANTHROPY

Throughout his career, Coach Belichick has participated in a wide array of charitable endeavors in New England, New York, Cleveland and beyond.

Coach Belichick has been involved in the establishment of scholarship programs in New England, Maryland and Ohio. In 2009, he supported financial aid at Wesleyan University, his alma mater, by headlining a fundraiser in Boston. Proceeds from the event were used to establish a full four-year scholarship to Wesleyan, named the Belichick Scholarship. Additionally, he has presented the Steve Belichick Award in conjunction with the Annapolis Touchdown Club. The award, presented in the name of Coach Belichick's father, a longtime Naval Academy assistant coach, honors an Annapolis resident deeply involved in sports without seeking a spotlight for their achievements. He established a scholarship in his father's memory at Struthers High School in Struthers, Ohio, aiding recipients in achieving their goal of attending college.

Coach Belichick has dedicated his time to sharing his football experience with high school coaches, many of whom are building their own coaching careers and are shaping the next generation of football players. In 2009, he addressed more than 500 Florida high school coaches at the Florida Gators Coaching Clinic. In previous years, Belichick has also addressed high school coaches at USA Football's New England Coaching Camp and has spoken with Alabama high school coaches at the Alabama Coaching Clinic. Coach Belichick was also a keynote speaker at the Frank McGuire Foundation's coaching seminar, addressing 600 New York-area high school coaches.

Coach Belichick has also lent his support to numerous foundations and fundraisers. He participated in the Samsung's Four Seasons of Hope annual fundraising gala, where he introduced longtime friend Jon Bon Jovi to a list of honorees that included Joe Torre, Arnold Palmer, Magic Johnson and Boomer Esiason. The star-studded affair raised over \$500,000 to aid children and families in need. He was honored by Roxbury Comprehensive Community Center (RoxComp) and presented with the "Healthy Living Award." He is also a supporter of Hall of Famer Jim Brown's Amer-I-Can Foundation and has made speeches and appearances


Comments About Bill Belichick

Jim Brown, Hall of Fame running back, April 2002

"Let me tell you about someone I do admire. (Bill Belichick) of the New England Patriots has been in the prisons with me. He's met gang members in my home; he's met gang members in Cleveland. He's put up money. He's opened up areas of education for us very quietly and very strongly."

Joe Torre, four-time World Series winning baseball manager, June 2006

"What he does, what (Bill) Belichick does with the team concept, it makes our jobs easier as other managers and coaches."



In the spring of 2009, Bill Belichick and Notre Dame head coach Charlie Weiss joined Jon Bon Jovi on stage to help support Hannah and Friends, a foundation founded by Weiss to benefit individuals with special needs.

for Brown's foundation. He also supports Hannah and Friends, a foundation founded by Notre Dame Head Coach Charlie Weiss to benefit individuals with special needs.

Since becoming Patriots head coach, Coach Belichick has participated in dozens of community events in New England, including the March of Dimes Walk America, the Rodman Ride for Kids, RoxComp's Reading is the Best Medicine Program and the Mayor's Cup Regatta on the Charles River to benefit AccesSportAmerica, a charity dedicated to the fitness of children and adults with disabilities. He has also supported the Pawtucket Police Athletic League and has participated in several events benefiting the Lazarus House, a non-profit charity serving the homeless of Merrimack Valley.

While in Cleveland, the Belichick family launched a charitable foundation benefitting the Zelma George Home, a shelter for homeless women and children. The Belichicks also established an annual scholarship awarded to an Annapolis High School senior for academic and athletic achievement.

ACADEMICS

Coach Belichick has received prestigious awards from two alma maters: Wesleyan University and Phillips Academy in Andover, Mass. At Wesleyan's commencement in 2002, Coach Belichick received the prestigious Baldwin Medal, awarded annually by the Wesleyan University Alumni Association. It recognizes outstanding contributions to public interest and to Wesleyan. In 2005, he received a Doctor of Humane Letters degree from Wesleyan. He was inducted into the Wesleyan University Athletic Hall of Fame in 2008. He is proud to remain close to his Phillips Academy roots, where he was bestowed the Distinguished Alumni Award in 1987 and the Distinguished Service Award in 2008. He was also honored at Phillips Academy when the school declared a day in his honor in 2002.

Comments About Bill Belichick

Tony LaRussa, World Series winning baseball manager, March 2009

"A lot of what we talk about is how to keep guys focused and Bill's a master. He keeps that club hungry year in and year out. I'm just blown away that I can call him or that he calls me to ask my opinion on things. This is a real man of status. If he says you're OK, you think ... 'Maybe I'm OK.'"

Mike Shanahan, two-time Super Bowl champion head coach, September 2006

"When I first got the job, Bill left Cleveland and people asked me how I would rank the head coaches. I had Bill number one and Joe Collier and Jeff Fisher as two and three. They kind of laughed at me at that time and they said, 'What do you mean? Why would you rank him there? He didn't have a lot of success in Cleveland.' I said, 'you just wait and see!'"

★ ★ ★ ★ **NFL SENIORITY** ★ ★ ★ ★

Coach Belichick began his coaching career as a special assistant with the Baltimore Colts in 1975 at the age of 23. This year, he enters his 35th season in the NFL and owns the distinction of having the most NFL coaching experience among current head coaches. The head coaches with the most NFL experience are listed below:

Years	Name	NFL Coaching Tenure
35	Bill Belichick	1975-2009
33	Wade Phillips	1976-2000, 02-09
25	Jeff Fisher	1985-2009
25	Dick Jauron	1985-2009
25	Jim L. Mora	1985-2009
25	Norv Turner	1985-2009

Coach Belichick makes several annual offseason visits to local schools to speak to students. Speaking engagements included visits to Southern Connecticut State University, Boston College, Wesleyan, Brown University, Salem State College, Phillips Andover Academy and a panel discussion on sports at the Fenn School's Alumni Dinner. He was a guest speaker at the 2006 NCAA Lacrosse All-American banquet held at the Final Four in Philadelphia and at the 2008 NCAA Lacrosse Championship Banquet at Gillette

Stadium. In 2004, he received honorary doctorates at Boston University and the New England Institute of Technology, where he also delivered the commencement address to over 900 graduates. In 2008, he addressed a group of 100 Foxborough-area middle school students and hosted them at a screening of the movie "The Express."

Comment About Bill Belichick

Jeff Davidson, Offensive Coordinator Carolina Panthers, August 2007

"You pick up a little from a lot of different coaches, but Bill was the smartest guy I've worked with. If I ever had a question about tight end routes or coverages, I always knew where to go to first because he always had all the answers. That's just the way he is. The perception is that Bill is a defensive coordinator, but he could literally coach any position. I was always amazed about how football savvy he was about any position, and any form of offense, just everything to do with the game. He basically taught every assistant how to be a good coach."

★ ★ ★ ★ ★ **BILL BELICHICK'S YEAR-BY-YEAR RESULTS** ★ ★ ★ ★ ★

Year	Team	Position	Regular Season			Playoffs	
			W	L	T	W	Finish
1975	Baltimore Colts	Special Assistant	10	4	0	0	1 AFC East Division Champions
1976	Detroit Lions	Asst. Special Teams	6	8	0		
1977	Detroit Lions	Asst. Special Teams/TEs/WRs	6	8	0		
1978	Denver Broncos	Asst. Special Teams/ Asst. to Defensive Coordinator	10	6	0	0	1 AFC West Division Champions
1979	New York Giants	Special Teams	6	10	0		
1980	New York Giants	Special Teams	4	12	0		
1981	New York Giants	Special Teams/Linebackers	9	7	0	1	1 3rd Place NFC East - Wild Card
1982	New York Giants	Special Teams/Linebackers	4	5	0		
1983	New York Giants	Linebackers	3	12	1		
1984	New York Giants	Linebackers	9	7	0	1	1 2nd Place NFC East - Wild Card
1985	New York Giants	Defensive Coordinator	10	6	0	1	1 2nd Place NFC East - Wild Card
1986	New York Giants	Defensive Coordinator	14	2	0	3	0 Division/Super Bowl Champions
1987	New York Giants	Defensive Coordinator	6	9	0		
1988	New York Giants	Defensive Coordinator	10	6	0		
1989	New York Giants	Def. Coordinator/Secondary	12	4	0	0	1 NFC East Division Champions
1990	New York Giants	Def. Coordinator/Secondary	13	3	0	3	0 Division/Super Bowl Champions
1991	Cleveland Browns	Head Coach	6	10	0		
1992	Cleveland Browns	Head Coach	7	9	0		
1993	Cleveland Browns	Head Coach	7	9	0		
1994	Cleveland Browns	Head Coach	11	5	0	1	1 2nd Place AFC Central - Wild Card
1995	Cleveland Browns	Head Coach	5	11	0		
1996	New England Patriots	Asst. Head Coach/Secondary	11	5	0	2	1 AFC East Division/ AFC Champions
1997	New York Jets	Asst. Head Coach/Secondary	9	7	0		
1998	New York Jets	Asst. Head Coach/Secondary	12	4	0	1	1 AFC East Division Champions
1999	New York Jets	Asst. Head Coach/Secondary	8	8	0		
2000	New England Patriots	Head Coach	5	11	0		
2001	New England Patriots	Head Coach	11	5	0	3	0 AFC East Division/Super Bowl Champions
2002	New England Patriots	Head Coach	9	7	0		
2003	New England Patriots	Head Coach	14	2	0	3	0 AFC East Division/Super Bowl Champions
2004	New England Patriots	Head Coach	14	2	0	3	0 AFC East Division/Super Bowl Champions
2005	New England Patriots	Head Coach	10	6	0	1	1 AFC East Division Champions
2006	New England Patriots	Head Coach	12	4	0	2	1 AFC East Division Champions
2007	New England Patriots	Head Coach	16	0	0	2	1 AFC East Division Champions
2008	New England Patriots	Head Coach	11	5	0		
34-Year NFL Totals			310	219	1	27	12
14-Year NFL Head Coach Totals			153	90	0	15	4
9-Year Patriots Head Coach Totals			102	42	0	14	3

bold indicates head coaching seasons

PLAYING

Belichick lettered in football, lacrosse and squash while attending college at Wesleyan University in Middletown, Conn. He earned three letters in football while competing at center and tight end. As a senior, he was named captain of his lacrosse team. He was inducted into the Wesleyan University Athletics Hall of Fame as part of its inaugural class in 2008.

EDUCATION OF A COACH

In 1905, legendary author and historian David Halberstam wrote *The Education of a Coach*, a book which chronicled Bill Belichick's life and career in football.

PERSONAL

Bill Belichick was born April 16, 1952 in Nashville, Tenn. and raised in Annapolis, Md. His father, Steve, played fullback for the Detroit Lions in 1941 and coached for 33 years at the Naval Academy. Bill was a standout prep athlete at Annapolis High, where he has since been inducted into the school's Hall of Fame. He attended Phillips Academy in Andover, Mass., before enrolling at Wesleyan, where he earned his bachelor's degree in economics in 1975.

★ ★ ★ ★ ★

BILL BELICHICK'S TREE

★ ★ ★ ★ ★

Bill Belichick has hired dozens of coaches and personnel people during his head coaching tenures in Cleveland and New England. Eight individuals who served as assistant coaches under Belichick are now head coaches in the NFL or in college: Kirk Ferentz (Iowa), Al Groh (Virginia), Pat Hill (Fresno State), Eric Mangini (Cleveland Browns), Josh McDaniels (Denver Broncos), Nick Saban (Alabama), Jim Schwartz (Detroit Lions) and Charlie Weis (Notre Dame). Additionally, five current NFL general managers were previously in Belichick's program: Thomas Dimitroff (Atlanta), Ozzie Newsome (Baltimore), George Kokinis (Cleveland), Scott Pioli (Kansas City) and Mike Tannenbaum (New York Jets). A sampling of hires under Belichick and the elevated positions they currently hold are listed in alphabetical order below:

Name	Original Position	Current Position	Current Team/University
Jim Bates	Defensive Line	Defensive Coordinator	Tampa Bay Buccaneers
Josh Boyer	Coaching Assistant	Defensive Backs Coach	New England Patriots
Nick Caserio	Personnel Assistant	Director of Player Personnel	New England Patriots
Steve Crosby	Running Backs	Special Teams	San Diego Chargers
Brian Daboll	Coaching Assistant	Offensive Coordinator	Cleveland Browns
Thomas Dimitroff	National Scout	General Manager	Atlanta Falcons
Kirk Ferentz	Offensive Line Coach	Head Coach	University of Iowa
Al Groh	Linebackers Coach	Head Coach	University of Virginia
Pat Hill	Personnel Assistant	Head Coach	Fresno State University
Pepper Johnson	Defensive Assistant	Defensive Line Coach	New England Patriots
George Kokinis	College Scouting Assistant	General Manager	Cleveland Browns
Eric Mangini	Coaching Assistant	Head Coach	Cleveland Browns
Josh McDaniels	Coaching Assistant	Head Coach	Denver Broncos
Terry McDonough	Scout	Director of Player Personnel	Jacksonville Jaguars
John Mitchell	Defensive Line	Asst. Head Coach/Defensive Line	Pittsburgh Steelers
Ozzie Newsome	Special Assignment Scout	General Manager and Executive VP	Baltimore Ravens
Matt Patricia	Coaching Assistant	Linebackers Coach	New England Patriots
Dean Pees	Linebackers Coach	Defensive Coordinator	New England Patriots
Scott Pioli	Pro Personnel Assistant	General Manager	Kansas City Chiefs
Rob Ryan	Outside Linebackers	Defensive Coordinator	Cleveland Browns
Nick Saban	Defensive Coordinator	Head Coach	University of Alabama
Jim Schwartz	Scout	Head Coach	Detroit Lions
John Settle	Quality Control (offense)	Running Backs Coach	University of Wisconsin
Darrin Simmons	Coaching Intern	Special Teams Coach	Cincinnati Bengals
Kevin Spencer	Quality Control (offense)	Special Teams Coach	Arizona Cardinals
Mike Tannenbaum	Personnel Intern	General Manager	New York Jets
Cory Undlin	Coaching Assistant	Defensive Assistant Coach	Jacksonville Jaguars
Lionel Vital	Scout	Asst. Director of Player Personnel	Atlanta Falcons
Shane Waldron	Operations Intern	Tight Ends	New England Patriots
Charlie Weis	Offensive Coordinator	Head Coach	Notre Dame

★ ★ ★ ★ ★

Comments About Bill Belichick

★ ★ ★ ★ ★

Kirk Ferentz, Head Coach University of Iowa

"If you love football, you love working for him. I've never been around a better listener than Bill. I always thought he was very easy to communicate with - very honest, very direct and very open."

Scott Pioli, General Manager Kansas City Chiefs, January 2008

"There's no hidden agenda here. You're supposed to know what your job is and do your job. It's an easy set of circumstances to work with."

Nick Saban, Head Coach University of Alabama

"Bill is a great friend and has done a tremendous job for a long time. He certainly taught me a lot and has been a real positive mentor to me."

Jim Schwartz, Head Coach Detroit Lions, January 2009 (as told to *Sports Illustrated*)

"I'll be forever indebted to Bill for starting me in the business and giving me the kind of education that's gotten me to this point."

(Schwartz on young football staff in Cleveland) "We were all first timers in the NFL with no families. Fifteen years later you realize how special that group was. It was like getting a PhD in Footballology. Bill had a soft spot for people who came up the way he did."



30 SEASONS

Josh BOYER

★ 10th Coaching Season
★ 4th NFL Season
★ 4th Patriots Season

DEFENSIVE BACKS

COACHING

Josh Boyer was named defensive backs coach on Head Coach Bill Belichick's staff in 2009. Boyer joined the Patriots as a coaching assistant in 2006, serving in that role for three seasons.

Boyer began his coaching career in 2000 as an assistant coach at King's College (Pa.). He served as a graduate assistant at the University of Dayton (2001) and Kent State (2002-2003) before becoming defensive backs coach at Bryant University in 2004. In 2005, he served as defensive coordinator for the South Dakota School of Mines and Technology.

PLAYING

Boyer was a four-year starter at Muskingum College (Ohio) from 1996-99, playing wide receiver for three years before switching to defensive back as a senior. He was named All-Ohio Athletic Conference as a senior defensive back in 1999.

PERSONAL

Boyer is a native of Heath, Ohio. He was a two-time Academic All-Conference selection at Muskingum. He graduated in 2000 with a degree in physical education and health.

★ ★ ★ ★ ★ BOYER'S COACHING CAPSULE ★ ★ ★ ★ ★		
Years	Team	Position
2000	King's College (Pa.)	Assistant
2001	University of Dayton	Graduate Assistant
2002-03	Kent State	Graduate Assistant
2004	Bryant University	Defensive Backs
2005	S.D. School of Mines & Technology	Defensive Coordinator
2006-08	New England Patriots	Coaching Assistant
2009	New England Patriots	Defensive Backs



30 SEASONS

Ivan FEARS

★ 34th Coaching Season
★ 19th NFL Season
★ 13th Patriots Season

RUNNING BACKS

SUPER BOWLS: 01 03 04

COACHING

Ivan Fears, a 34-year coaching veteran, will enjoy his 19th season in the NFL and his 13th with the New England Patriots in 2009. He returned to New England in 1999 and since then has enjoyed six division championships, four conference titles and three Super Bowl championships. He is in his seventh season as running backs coach, after having coached New England's wide receivers from 1999-2001 and previously from 1991-92.

Last season, the Patriots had their best rushing season in more than 20 years, averaging 4.4 yards per carry and totaling 2,278 yards and 21 rushing touchdowns. Fears' running backs also helped to consistently sustain drives, as the Patriots led the league in rushing first downs (145) and in drives of 10 plays or longer (38). Sammy Morris set a career high with 727 rushing yards, and Kevin Faulk accounted for 993 total yards from scrimmage.

In 2007, the Patriots averaged 4.1 yards per rush in the regular season, posting the team's highest average rushing gain in 22 seasons, and the Patriots' 17 rushing touchdowns were the second highest total for the team in the last

20 years. Second year running back Laurence Maroney continued improving under Fears' tutelage, averaging 4.5 yards per carry for the regular season and improving to 4.6 yards per carry in the postseason. Maroney ran for more than 100 yards in four of the team's final six games.

In 2006, Fears helped coach a rushing attack that averaged 123.1 yards per game, including a 236-yard rushing performance at Cincinnati (10/01). Corey Dillon became the NFL's active career rushing leader and scored 13 touchdowns on the ground. Maroney finished third among rookie running backs with 745 rushing yards.

The 2005 season saw healthy production from the running backs despite injuries that forced the Patriots to start four different players at the position. Six different running backs combined to rush for 1,388 yards on 395 carries in 2005. Additionally, Corey Dillon tied his then career high with 12 rushing touchdowns despite missing four games due to injury.

In 2004, the Patriots enjoyed one of the finest rushing seasons in franchise history as the team averaged 4.07 yards per carry, the most since 1985 (4.13-yard average). The Patriots ran for more than 200 yards in a game on

three occasions, including a 210-yard performance in the divisional playoffs. Additionally, the team's 225 rushing yards against Cleveland (12/5) were the most in any game since 1993. Dillon set the team's single-season rushing record with 1,635 yards and led the NFL with an average of 109.0 yards per game in which he appeared.

The 2003 season saw the Patriots exceed the 100-yard rushing plateau as a team in eight of 16 regular-season games, an improvement on their five games exceeding the century mark in 2002. The Patriots also passed the 100-yard mark in two of three postseason contests, including a 127-yard output in their victory in Super Bowl XXXVIII.

Fears took on running backs duties in 2002, and in his first season the position produced 1,508 yards rushing – the second highest total by the Patriots since 1996. The Patriots averaged 3.8 yards per carry, tying 2001's average as the highest since 1995.

As receivers coach in 2001, Fears helped both Troy Brown and David Patten produce career years. Brown established a franchise record with 101 receptions for a career-high 1,199 yards and earned his first trip to the Pro Bowl. It was Brown's first 1,000-yard season. Patten, who entered the season with just 71 career receptions in four seasons, claimed the starting role opposite Brown and was credited with 51 receptions for 749 yards and four touchdowns.

Fears originally joined the professional coaching ranks as the receivers coach on Dick MacPherson's staff with the Patriots in 1991. After two seasons in New England, he accepted a position with the Bears in Chicago, where he coached the receivers for six seasons (1993-98) before returning to New England in 1999.

In 1991, his receiving corps featured Irving Fryar, Greg McMurtry and Michael Timpson. That year, Fryar turned in the first 1,000-yard season of his career, finishing with

1,014 yards on 68 receptions (14.9 avg.).

In 1993, he joined the Chicago Bears and inherited the team's first-round selection, Curtis Conway. In 1994, the Bears added Jeff Graham, a reserve receiver from the Steelers, and Fears helped develop the two into one of the premier receiving tandems in the league over a two-year span. In his first year with the Bears, Graham started 15 games and led the team with 68 receptions for 944 yards. In 1995, Conway and Graham became the first receiving tandem in franchise history to each record over 1,000 yards receiving in a single season. In 1996, Conway produced a career-high 81 receptions for 1,049 yards and became the first Bear in franchise history to record back-to-back 1,000-yard seasons.

Fears began his coaching career as a graduate assistant at William & Mary in 1976. In 1977, he drew his first positional responsibilities coaching receivers. His next two seasons (1978-79), he coached quarterbacks before accepting the role as receivers coach at Syracuse in 1980, a position he held for the next 12 seasons.

PLAYING

A three-year letterman as a running back at William & Mary (1973-75), his playing career was cut short after undergoing three knee operations during his collegiate career.

PERSONAL

Ivan Fears was born Nov. 15, 1954 in Portsmouth, Va. He grew up in Suffolk, Va., where he starred at John Yates High and was twice named the school's Outstanding Player of the Year. He also earned all-state honors as a senior. Ivan and his wife, Beverly, have three children, Joshua, Aaron and Kimberly.

★ ★ ★ ★ ★					FEARS' COACHING CAPSULE					★ ★ ★ ★ ★				
Years	Team				Position									
1976	William & Mary				Graduate Assistant									
1977	William & Mary				Receivers									
1978-79	William & Mary				Quarterbacks									
1980-90	Syracuse				Receivers									
1991-92	New England Patriots				Receivers									
1993-98	Chicago Bears				Receivers									
1999-2001	New England Patriots				Receivers									
2002-09	New England Patriots				Running Backs									





Pepper JOHNSON

★ ★ ★ ★ ★

DEFENSIVE LINE

★ 10th Coaching Season

★ 23rd NFL Season

★ 10th Patriots Season

SUPER BOWLS:

86 90 01 03 04

COACHING

Pepper Johnson is enjoying his 23rd season in the NFL, including his 10th season on Bill Belichick's coaching staff. Johnson has been a part of five Super Bowl championship teams, earning a pair of rings during his illustrious 13-year playing career and also contributing to three championship teams as a Patriots assistant coach. All five of his championship rings have been earned while teamed with Coach Belichick.

In 2009, Johnson enters his sixth season mentoring the defensive line after spending three seasons as the Patriots' inside linebackers coach. Last season, the defensive line contributed to a Patriots defense that allowed 19.3 points per game and ranked second in the NFL in forced three-and-outs percentage (30.6) as the team posted an 11-5 overall record.

In 2007, the defensive line contributed to a Patriots defense that ranked fourth in the league in yards allowed

per game (288.3), the least allowed by a Patriots defense since 1979. The defensive line also helped hold opponents to under 100 yards rushing per game in 2007 and allowed just seven total rushing touchdowns. Defensive end and co-captain Ty Warren finished second on the team in tackles (83) and nose tackle Vince Wilfork was voted to his first Pro Bowl.

In 2006, the defensive line was a key component of a defense that set the franchise record in points allowed per game (14.81). Anchored by the defensive line, the Patriots defense was ranked in the top 5 in the NFL for the final 10 weeks of the season, and the New England defense ended the season tops in fourth down conversion percentage. Defensive co-captain Richard Seymour was selected to his fifth consecutive Pro Bowl, and Warren had a breakout year, submitting career highs in tackles (117) and sacks (7.5). Wilfork finished fourth on the team with 81 tackles despite missing the final three games, and top reserve Jarvis Green notched a career-high 7.5 sacks.

In 2005, Johnson tutored a defensive line whose performance down the stretch helped the Patriots claim four wins in December to clinch the division title. In those four December games, New England allowed a total of just 125 rushing yards, an average of only 31.3 rushing yards per game. Defensive co-captain Seymour earned his fourth consecutive Pro Bowl berth and maintained the high level of production that has earned him accolades as one of the NFL's top defensive players. Former first-round draft choices Warren and Wilfork each started all 16 games and reached career-high tackle totals. Wilfork's 91 stops placed second on the team, while Warren's 77 tackles ranked third.

In his first season as defensive line coach in 2004, Johnson successfully integrated young talent with a solid veteran presence to form a versatile unit. The line was key in helping New England's run defense rank sixth in the NFL, and the defensive line accounted for 14.5 sacks on the season. Seymour earned his third straight Pro Bowl nod, while Warren, a second-year pro, and Wilfork, a rookie, each came into their own as top-line NFL starters.

In 2003, Johnson coached an inside linebackers unit that was a key part of a defense that held its opponents to a franchise-record and NFL-best 14.9 points per game. The inside linebacking corps was a major reason the Patriots ranked fourth in the NFL in run defense in 2003, up from 31st in the league in 2002. In addition, inside linebacker Tedy Bruschi returned two interceptions by touchdowns and credited one of Johnson's practice drills with improving his nose for the ball.

Johnson originally joined Coach Belichick's staff as part of the NFL's summer coaching fellowship in the summer of 2000. He spent the season with the Patriots as a defensive assistant, working primarily with the linebackers. In 2001, he joined the staff as the inside linebackers coach, the same position at which he excelled for 13 NFL seasons. After injuries sidelined Ted Johnson and Bryan Cox in 2001, Bruschi made the transition from outside to inside linebacker and helped fuel the Patriots defense through a season-ending win streak that culminated with a Super Bowl title. In 2002, linebackers Roman Phifer and Ted

Johnson finished first and second in tackles with 109 and 96 tackles, respectively. It was the first time two linebackers led the Patriots in tackles since 1994.

PLAYING

Johnson started 158 of 193 regular season games and played for four different teams during his 13-year NFL career from 1986-98. The two-time Pro Bowl performer won Super Bowl titles as a member of the New York Giants in 1986 and again in 1990. His presence helped form one of the most dominant defensive units in the history of the game. In 13 seasons, he totaled over 1,200 tackles, including 25.5 sacks. He also forced 12 fumbles, recovering eight, and intercepted 14 passes, including two that he returned for touchdowns. In a game against the Tampa Bay Buccaneers in 1991, he set a franchise record with 4.5 sacks. He played seven seasons with the Giants (1986-92) before joining the Cleveland Browns in 1993. In 1994, he recorded a career-high with 207 tackles for the Browns. He signed with the Detroit Lions for one season in 1996 before being reunited with Bill Belichick in New York when he signed with the Jets in 1997. He played two seasons with the Jets before retiring in 1999. In his first season with the Jets, he was voted team captain before the start of the regular season. A midseason injury vs. New England (10/19/97) sidelined him for the remainder of the season, but he returned as team captain and started every game for the Jets in 1998. Prior to his injury, he had not missed a game or a practice in 11-plus NFL seasons.

A two-time co-captain and defensive MVP at Ohio State, Johnson was drafted by the New York Giants in the second round of the 1986 NFL Draft after an All-American campaign as a senior for the Buckeyes in 1985.

PERSONAL

Thomas "Pepper" Johnson was born July 29, 1964 in Detroit, Mich. He was nicknamed "Pepper" by an aunt who observed his ritual of sprinkling pepper on his breakfast cereal as a youngster. After an all-star prep career at MacKenzie High in Detroit, Johnson was named to Michigan's all-decade team for the 1980s. Johnson became a scholar-athlete at Ohio State, where he majored in counseling and physical education. In 1999, his alma mater named him to the school's all-century team. In 2001, he was inducted into the Ohio State Hall of Fame. He formed Pepper Johnson Enterprises, a non-profit community organization that operates in Detroit to support youth and anti-crime programs. Johnson's many philanthropic endeavors have earned him honors for his work with Special Olympics, the March of Dimes, the Make-a-Wish Foundation, Children's Leukemia Foundation and Pepper Johnson's Youth Foundation. He is also a supporter of the Michael Landon Foundation, the Carol M. Baldwin Breast Cancer Research Foundation, Dylan MalaMala Cystic Fibrosis Foundation and the Trey Whitfield Foundation. While in New York, he sponsored a charity golf tournament on Long Island to benefit a home for babies born to drug-addicted mothers. Johnson's son, Dionte, is a second-year fullback for the Arizona Cardinals.

★ ★ ★ ★ ★ JOHNSON'S COACHING CAPSULE ★ ★ ★ ★ ★		
Years	Team	Position
2000	New England Patriots	Asst. Linebackers
2001-03	New England Patriots	Inside Linebackers
2004-07	New England Patriots	Defensive Line
2001-03	New England Patriots	Inside Linebackers
2004-09	New England Patriots	Defensive Line



50 SEASONS

Harold NASH

★ 5th Coaching Season
★ 5th NFL Season
★ 5th Patriots Season

★ ASST. STRENGTH & CONDITIONING

COACHING

Harold Nash was hired as the assistant strength and conditioning coach on Head Coach Bill Belichick's staff in 2005. Nash's responsibilities with the Patriots include assisting strength and conditioning coach Mike Woicik in implementing the team's year-round conditioning program. Nash also assists in coordinating the Patriots' player development programs.

Nash is in his fifth season as a full-time coach following an all-star career as a defensive back in the Canadian Football League and is a veteran of 12 seasons of mentoring young athletes. Beginning in 1994 and continuing throughout his CFL tenure, Nash served as an assistant to highly-regarded speed coach Tom Shaw, assisting over 30 college defensive backs in their preparations for the NFL Draft. Starting in 2000, he also worked with the Nike Football Group to teach speed, agility and quickness to some of the nation's top college prospects.

Nash has won Player Development awards from the NFL in three of the last four seasons.

PLAYING

Nash was a defensive back in the Canadian Football League for 11 seasons from 1994-2004. He was a three-time all-

star and recorded a total of 367 tackles and 24 interceptions while playing for the Shreveport Pirates (1994-95), Montreal Alouettes (1996-99), Winnipeg Blue Bombers (1999-2003) and Edmonton Eskimos (2004). Nash is Winnipeg's all-time leader in pass knockdowns and was selected to the West All-Star squad while playing with the Blue Bombers in 2000 and 2001. He also earned the nod as a CFL All-Star in 2001 and earned East All-Star recognition in 1997 while playing for Montreal.

Nash attended the University of Southwestern Louisiana (now Louisiana-Lafayette), where he joined the team as a walk-on and played defensive back for four seasons. He was voted a permanent team captain by his peers in recognition of his leadership, and earned the Cajun Spring Training Award from the coaching staff in recognition of his work ethic. Following his college career, Nash signed with the New York Giants as an undrafted free agent and was a member of the team during training camp in 1993.

PERSONAL

Harold Nash, Jr. was born on May 5, 1970 in New Orleans, La. He earned a bachelor of science degree in Humanities from the University of Southwestern Louisiana.

★ ★ ★ ★ ★ NASH'S COACHING CAPSULE ★ ★ ★ ★ ★		
Years	Team	Position
2005-09	New England Patriots	Asst. Strength and Conditioning



50 SEASONS

Bill O'BRIEN

★ 17th Coaching Season
★ 3rd NFL Season
★ 3rd Patriots Season

★ QUARTERBACKS

COACHING

Bill O'Brien was named quarterbacks coach on Head Coach Bill Belichick's staff in 2009. O'Brien served as wide receivers coach in 2008 after joining the Patriots as a coaching assistant in 2007 following 14 seasons coaching at the collegiate level.

In 2008, Patriots wide receivers contributed to an offense that posted the third highest yardage output in franchise history despite the loss of starting quarterback Tom Brady in Week 1. Wes Welker produced his second consecutive season with 100-plus receptions and was selected to his first Pro Bowl. Both Welker and Randy Moss posted 1,000-yard receiving seasons in 2008, each achieving the first back-to-back 1,000-yard seasons in franchise history.

Prior to entering the NFL, O'Brien coached in the Atlantic Coast Conference for 12 seasons, including tenures at Georgia Tech (1995-2002), Maryland (2003-04) and Duke

(2005-06).

O'Brien completed a two-year tenure at Duke as offensive coordinator and quarterbacks coach from 2005-06. O'Brien joined the Duke coaching staff after spending two seasons as the running backs coach at the University of Maryland. In his first season with the Terrapins in 2003, Maryland finished second in the ACC in rushing and defeated West Virginia in the Gator Bowl.

O'Brien spent eight seasons at Georgia Tech (1995-2002), and served as the Yellow Jackets' offensive coordinator and quarterbacks coach in his final two seasons. In addition to his normal duties, he also served as an assistant head coach in 2002 and was Georgia Tech's recruiting coordinator from 1999-2000. He spent his first three seasons at Georgia Tech as an offensive graduate assistant (1995-97) before beginning a three-year stint as the Yellow Jackets' running backs coach (1998-2000). In each of O'Brien's three seasons

coaching the running backs, Georgia Tech finished no lower than third in the conference in rushing. During his two-year tenure as offensive coordinator (2001-02), the team played in a bowl game each season. In 2001, under O'Brien's direction, the Yellow Jackets led the ACC in passing and finished third in the league in scoring.

O'Brien began his coaching career at Brown, coaching tight ends in 1993 and tutoring inside linebackers in 1994.

PLAYING

O'Brien was a linebacker and defensive end at Brown University from 1990-92.

PERSONAL

Bill O'Brien was born on October 23, 1969 in Dorchester, Mass. He and his wife, Colleen, have two sons, Jack and Michael.

O'BRIEN'S COACHING CAPSULE		
Years	Team	Position
1993	Brown University	Tight Ends
1994	Brown University	Inside Linebackers
1995-97	Georgia Tech	Graduate Assistant
1998-00	Georgia Tech	Running Backs
2001	Georgia Tech	Offensive Coordinator
2002	Georgia Tech	Asst. Head Coach/Offensive Coordinator
2003-04	Maryland	Running Backs
2005-06	Duke	Offensive Coordinator
2007	New England Patriots	Coaching Assistant
2008	New England Patriots	Wide Receivers
2009	New England Patriots	Quarterbacks





Scott O'BRIEN

SPECIAL TEAMS

★ **28th Coaching Season**

★ **19th NFL Season**

★ **1st Patriots Season**

COACHING

Scott O'Brien was hired as the Patriots' special teams coach on Feb. 3, 2009. He will enter his 19th NFL season in 2009, and spent the last two seasons as the Denver Broncos' special teams coordinator. He served as the special teams coach on Head Coach Bill Belichick's staff with the Cleveland Browns from 1991-95. O'Brien was named the NFL Special Teams Coach of the Year by his peers in 1994.

O'Brien has previously served as special teams coach for four NFL teams – Cleveland (1991-95), Baltimore (1996-98), Carolina (1999-2004) and Denver (2007-08). Additionally, he took on added responsibilities as Carolina's assistant head coach for his six-year tenure with the Panthers and also spent two seasons (2005-06) with the Miami Dolphins as coordinator of football operations/assistant to the head coach on Nick Saban's staff.

In 16 seasons as an NFL special teams coach, O'Brien's units have produced 29 special teams touchdowns – including 17 punt returns for touchdowns, nine kickoff returns for touchdowns, one fake field goal for a touchdown, one blocked punt for a touchdown and one blocked field goal for a touchdown. He has helped six different special teams players earn a total of 10 Pro Bowl berths and has coached players to the Pro Bowl in eight different seasons.

O'Brien spent the last two seasons as the Denver Broncos' special teams coach. During his tenure in Denver, the Broncos converted four walk-off game-winning field goals and had three different players earn AFC Special Teams Player of the Week honors.

Over six seasons from 1999-2004, O'Brien served as the Carolina Panthers' assistant head coach/special teams, presiding over a unit that produced 11 special teams touchdowns during that period while allowing the lowest

opponent kickoff return average (19.8) over that span. During O'Brien's tenure in Carolina, the Panthers had a league-high six kickoffs returned for touchdowns and were one of only two NFL teams to not allow a kickoff return for a touchdown over that span.

O'Brien began his NFL coaching career when Belichick hired him to coach the Cleveland Browns' special teams in 1991. During O'Brien's five seasons with the Browns (1991-95), Cleveland tied for the NFL lead with eight special teams touchdowns while also becoming the only NFL team to not allow a special teams score over that span. Under O'Brien's tutelage, Cleveland punt returner Eric Metcalf earned Pro Bowl honors in 1993 and 1994 while leading the NFL with four punt returns for touchdowns over those two seasons.

When the Browns franchise moved to Baltimore and became the Ravens in 1996, O'Brien remained with the club and served for three more seasons (1996-98) as special teams coach. Baltimore had six special teams touchdowns in those three seasons, including four on punt returns.

O'Brien coached for 11 seasons in the college ranks before entering the NFL. He got his start in coaching at his alma mater, working as an assistant coach at Wisconsin-Superior from 1980-82. He went on to coach linebackers and special teams at UNLV (1983-85) and Rice (1986), and also served a four-year stint (1987-90) as the special teams coach at the University of Pittsburgh before entering the NFL in 1991.

PLAYING

O'Brien played linebacker at Wisconsin-Superior and following his collegiate career he was signed to contracts by the Green Bay Packers and the Toronto Argonauts of the Canadian Football League.

PERSONAL

O'Brien was born on June 25, 1957 in Superior, Wisc. He is married to the former Shawn Kinney, who earned

her doctorate degree in psychology from the University of Pittsburgh.

O'BRIEN'S COACHING CAPSULE

Years	Team	Position
1980-82	Wisconsin-Superior	Assistant Coach
1983-85	Nevada-Las Vegas	Linebackers/Special Teams
1986	Rice University	Linebackers/Special Teams
1987-90	University of Pittsburgh	Special Teams
1991-95	Cleveland Browns	Special Teams
1996-98	Baltimore Ravens	Special Teams
1999-2004	Carolina Panthers	Asst. Head Coach/Special Teams
2005-06	Miami Dolphins	Coordinator of Football Ops/Assistant to the Head Coach
2007-08	Denver Broncos	Special Teams Coordinator
2009	New England Patriots	Special Teams





Chad O'SHEA

★ 14th Coaching Season
★ 7th NFL Season
★ 1st Patriots Season

RECEIVERS

COACHING

Chad O'Shea was hired as the Patriots' receivers coach on Feb. 25, 2009. He is entering his 14th coaching season and his seventh NFL season.

O'Shea joined the Patriots in 2009 after spending three seasons as offensive assistant/wide receivers for the Minnesota Vikings (2006-08), assisting Minnesota's offensive coordinator and the Vikings' wide receivers coach. In 2008, Minnesota wide receiver Bernard Berrian ranked second in the NFL with an average of 20.8 yards per catch and the Vikings offense led the NFL with 13 touchdown passes of 20 yards or longer. In 2007, the Vikings offense tied a team record with 19 plays of 50 yards or longer.

O'Shea's first NFL experience came with the Kansas City Chiefs, where he served as a volunteer special teams assistant in 2003 and assisted with special teams and linebackers for two seasons from 2004-05. In 2003, Kansas City had an NFL-best four special teams touchdowns while leading the NFL in both kick return and punt return average. The following season, the Chiefs set a team record for kick return yards (1,820) as Dante Hall returned two kickoffs for touchdowns.

Prior to entering the NFL, O'Shea spent seven years

coaching in the college ranks at his alma mater, the University of Houston (1996-99), and Southern Mississippi (2000-02). After graduation, he was a graduate assistant at Houston in 1996 and was hired as Houston's wide receivers coach in 1997. He took over as TE/special teams coach in 1998, and added the title of recruiting coordinator in 1999. In 2000, he began a three-year stint as Southern Mississippi's special teams coach and recruiting coordinator. During his time with the Eagles, his units blocked 21 kicks.

PLAYING

O'Shea played quarterback at Marshall University for two seasons (1991-92) before finishing his playing career at the University of Houston (1994-95). He was team captain his senior season at Houston.

PERSONAL

Chad O'Shea was born on Dec. 18, 1972 in Houston. His father, Mike, served as a longtime athletic trainer in the collegiate and NFL ranks, including a stint with the Baltimore Colts. O'Shea received his bachelor's degree in psychology in 1995 from the University of Houston. Chad and his wife, Melissa, have two daughters, Claire and Grace, and a son, Mick.

O'SHEA'S COACHING CAPSULE

Years	Team	Position
1996	University of Houston	Graduate Assistant
1997	University of Houston	Wide Receivers
1998	University of Houston	Tight Ends/Special Teams
1999	University of Houston	Tight Ends/Special Teams/Recruiting Coordinator
2000-02	Southern Mississippi	Special Teams/Recruiting Coordinator
2003	Kansas City Chiefs	Volunteer/Assistant Special Teams
2004-05	Kansas City Chiefs	Assistant Special Teams/LBs
2006-08	Minnesota Vikings	Offensive Assistant/WRs
2009	New England Patriots	Wide Receivers

COACHING

Matt Patricia enters his sixth season in the NFL and his third as the Patriots' linebackers coach.

Last season, Patricia tutored the Associated Press Defensive Rookie of the Year, Jerod Mayo, who led the Patriots and all NFL rookies in tackles and ranked 10th overall in the NFL with 196 (98 solo). Patricia successfully integrated Mayo and fellow rookie Gary Guyton into the defense. Overall, eight different players started games for the Patriots at linebacker.

In 2007, Patriots linebackers contributed to a defense that ranked fourth in the league in yards allowed per game (288.3) and second in total sacks (47). Mike Vrebel tallied a career-high 12.5 sacks, the third-highest single-season total in Patriots history. Inside linebacker Tedy Bruschi led the team in tackles for the second straight year with 99 and veteran linebacker Junior Seau recorded a career-high three interceptions. Patricia also successfully integrated new acquisition Adalius Thomas into the linebacker mix.

In 2006, the Patriots linebackers were a key component of a defense that set the franchise record in points allowed per game (14.81) and was ranked in the top 5 in the NFL in rush defense for the final 10 weeks of the season. The Patriots linebackers also helped hold the line on a defense that was tops in the league in opponents' fourth down conversions and passer rating within the 30-yard line.

In 2005, Patricia assisted in tutoring an offensive line that allowed just 28 sacks, marking the first time in a decade the Patriots had allowed fewer than 30 sacks in two straight seasons. The offensive line achieved that mark despite using two rookies as primary starters on the left side and having two opening day starters suffer season-ending injuries. The line helped the Patriots finish the season as the

NFL's seventh-ranked total offense (352.0 yards per game). New England also ended the year as the league's second-ranked passing offense (257.5 yards per game).

Patricia joined the Patriots in 2004 and spent his first season with the team as an offensive coaching assistant. His primary responsibilities in that role were breaking down opponents' film, scouting preparations and practice assistance. The former college center and guard also drew some duties in assisting Dante Scarnecchia with the offensive line.

Prior to joining the Patriots, Patricia spent six seasons in the college ranks. Immediately preceding his move to the NFL, he was an offensive graduate assistant at Syracuse University for three seasons. Prior to joining the Orangemen, he spent two seasons (1999-2000) as the defensive line coach at Amherst College. Patricia's first coaching experience came in 1996, when he served as a graduate assistant at his alma mater, Rensselaer Polytechnic Institute.

PLAYING

Patricia was a standout offensive lineman at R.P.I., playing both center and guard. He helped his senior class to an overall record of 31-8 and the Engineers won three ECAC Championships during his collegiate career.

PERSONAL

Matt Patricia was born on Sept. 13, 1974 and was raised in Sherrill, N.Y. He attended Vernon-Verona-Sherrill Central School, where he lettered in football and wrestling. He earned his bachelor's degree in aeronautical engineering from R.P.I. and later earned a master's degree in education from the University of Massachusetts. Matt and his wife Raina were married in the summer of 2009.

★ ★ ★ ★ ★					PATRICIA'S COACHING CAPSULE					★ ★ ★ ★ ★				
Years	Team				Position									
1996	R.P.I.				Graduate Assistant									
1999-2000	Amherst				Defensive Line									
2001-03	Syracuse				Graduate Assistant									
2004	New England Patriots				Coaching Assistant									
2005	New England Patriots				Assistant Offensive Line									
2006-09	New England Patriots				Linebackers									



COACHING

Dean Pees, a 37-year coaching veteran, was named the defensive coordinator on Bill Belichick's staff on January 17, 2006. Pees served as the Patriots' linebackers coach from 2004-05 and his coaching credentials include six seasons as a collegiate head coach and 15 seasons as a defensive coordinator at the college level. Pees joined Belichick's staff prior to the 2004 season after a tenure as the head coach at Kent State.

The Patriots have averaged less than 20 points per game allowed in every season that Pees has been defensive coordinator. In 2008, the Patriots allowed 19.3 points per game and achieved an 11-5 record despite using 22 different starters on defense, including four rookies. Pees' 2008 defense ranked second in the NFL in forced three-and-out percentage (30.6) and helped give the offense the second best average starting field position in the NFL.

In 2007, Pees' defense contributed to the first 16-0 regular season in NFL history. The Patriots defense allowed 274 points, marking the fourth time in the previous five seasons (since 2003) that New England has allowed fewer than 275 points in a season. The 2007 Patriots ranked fourth in the league in yards allowed per game (288.3), the fewest allowed by a Patriots defense in 28 years, and second in the league in sacks (47). The Patriots defense sent three starters to the Pro Bowl (LB Mike Vrabel, NT Vince Wilfork and CB Asante Samuel).

In his first season as defensive coordinator in 2006, Pees' defense set a franchise record for points allowed per game, giving up an average of just 14.81 points per opponent as the Patriots finished 12-4 and at the top of the AFC East. The New England defense was fourth in the NFL in takeaways and first in opponents' fourth down conversion percentage. The Patriots defense was also second in the league in opponent passer rating. Pees' defense steadily improved over the course of the season, and remained in the NFL's top 10 in total defense for the entire second half of the season. The Patriots finished second in the league in points allowed in 2006.

In 2005, Pees tutored a Patriots linebackers unit that featured three of the defense's top five tacklers and accounted for 22 of the team's 33 sacks. Mike Vrabel transitioned from outside linebacker to inside linebacker during the season and paced the team with a career-high 114 tackles (80 solo), while Roosevelt Colvin's 73 tackles (49 solo) marked the second highest total of his career and placed fourth on the team. Tedy Bruschi, who missed the first six games of the season while recovering from a stroke, placed fifth on the team with 72 tackles (38 solo) despite playing in just nine games.

The contributions of the linebackers in the second half of the 2005 season were a key reason the Patriots were able to clinch the AFC East title by recording six wins in a seven-week span over the final two months of the season. During the month of December the Patriots shut down the run, allowing just 31.3 rushing yards per game. The effort helped to produce four straight December wins, including a 28-0 shutout over Tampa Bay on December 17 to claim

the AFC East crown. Additionally, New England allowed just 10 total points over a three-game December span, marking the fewest points allowed over any three games in team history.

Pees marked a solid first season in the NFL in 2004, mentoring a linebackers unit that produced three of the team's top four tacklers. The Patriots defense ranked sixth in the NFL against the run, while New England linebackers recorded 27.5 quarterback sacks. Tedy Bruschi finished second on the team in tackles (128), and fellow starters Ted Johnson (112) and Vrabel (76), finished third and fourth, respectively. Outside linebacker Willie McGinest, also a starter in the Patriots' 3-4 alignment, paced the team with 9.5 sacks. Bruschi, in his ninth NFL season, earned his first Pro Bowl selection.

Pees was hired as the head coach at Kent State on December 17, 1997, faced with the challenge of rebuilding a program that had not produced a winning season in 12 years and had not won more than three games in a season for six years. Once his system was fully implemented, the Golden Flashes showed significant improvement.

In 2001, Pees led the Golden Flashes to a 6-5 record, nothing the school's best mark in 14 years, and only the second winning season in 25 years. In his last three seasons at Kent State, Pees' teams won more games than the school had won in the previous decade. Pees' six-year tenure with the Golden Flashes made him the longest-serving head coach in the program's last 40 years.

Prior to securing the head job at Kent State, Pees was the defensive coordinator and inside linebackers coach on Nick Saban's staff at Michigan State. The Spartans qualified for a postseason bowl game in each of Pees' three seasons in East Lansing and finished with the 13th-ranked overall defense in the nation in his final season.

Pees joined Michigan State after serving as secondary coach on Lou Holtz's staff at Notre Dame during the 1994 season. While in South Bend, Pees coached Eagles Pro Bowl cornerback Bobby Taylor during his senior season in which he was named to numerous All-American teams. He joined the Fighting Irish after four seasons as the defensive coordinator at the University of Toledo, where he was first hired by Saban in 1990. In 1992, Pees' defense allowed just 13.9 points per game as Toledo posted an 8-3 record, including two shutout victories. Pees also served a three-year stint as the secondary coach at the Naval Academy (1987-89).

Pees began his coaching career with a six-year tenure as a high school head coach. He then entered the college ranks as the defensive coordinator/secondary coach for the University of Findlay (1979-82) and then held the same title at Miami (Ohio) University (1983-86).

PERSONAL

Dean Pees is a native of Dunkirk, Ohio and is a graduate of Bowling Green State University. Pees and his wife Melody have six children – Laura, Meredith, Steffani, Matt, Elli and Tarrin – and three grandchildren – Kade, Cole and Parker.

★ ★ ★ ★ ★ PEES' COACHING CAPSULE ★ ★ ★ ★ ★		
Years	Team	Position
1973-74	Elmwood (Ohio) H.S.	Defensive Coordinator
1975-78	Elmwood (Ohio) H.S.	Head Coach
1979-82	University of Findlay	Defensive Coordinator/ Secondary
1983-86	Miami (Ohio)	Defensive Coordinator/ Secondary
1987-89	Naval Academy	Secondary
1990-93	Toledo	Defensive Coordinator
1994	Notre Dame	Secondary
1995-97	Michigan State	Defensive Coordinator
1998-03	Kent State	Head Coach
2004-05	New England Patriots	Linebackers
2006-09	New England Patriots	Defensive Coordinator





Dante
SCARNECCHIA
ASST. HEAD COACH/OFFENSIVE LINE

★ 40th Coaching Season
★ 28th NFL Season
★ 26th Patriots Season

SUPER BOWLS:
01 03 04

COACHING

Dante Scarnecchia is a 40-year coaching veteran who is enjoying his 28th season as an NFL assistant. He owns the longest coaching tenure in Patriots history, now entering his 26th season on the Patriots sidelines. Since joining the Patriots in 1982, he has spent all but two seasons (1989-90) in Foxborough.

Scarnecchia has the distinction of being the only coach in franchise history to be a member of all six Super Bowl teams. He has been on the Patriots coaching staff during 13 of the franchise's 16 playoff appearances and has coached in 30 of the 34 playoff games in team history.

For the eleventh consecutive season, Scarnecchia's primary responsibility will be the offensive line, a position he has coached for 24 of his 40 seasons in the profession. Bill Belichick named Scarnecchia the Patriots assistant head coach/offensive line coach on Feb. 1, 2000.

Last season, the offensive line helped produce the best rushing season in more than 20 years for the Patriots. New England averaged 4.4 yards per carry and totaled 2,278 yards and 21 rushing touchdowns. The offensive line also helped to consistently sustain drives, as the Patriots led the league in drives of 10 plays or longer (38) and in rushing first downs (145).

In 2007, Scarnecchia was named SI.com's NFL Assistant Coach of the Year. Anchored by an offensive line that sent three players to the Pro Bowl (C Dan Koppen, T Matt Light and G Logan Mankins), the Patriots offense broke several NFL records, including points scored and touchdowns scored. The offensive line powered a Patriots rushing attack that posted the franchise's highest average yards per rush in 22 years (4.10). The offensive line also allowed just 21 sacks in the regular season, the lowest total for the franchise since the NFL adopted a 16-game schedule. Protected by the line, NFL MVP Tom Brady broke the NFL record for touchdown passes in a season (50) and led the league in both passing yards (4,806, also a franchise record) and passer rating (117.2, also a franchise record).

New England's protection up front was a significant contributor to the team's three Super Bowl winning seasons. In 2004, the line opened holes for running back Corey Dillon to set a single-season franchise record with 1,635 rushing

yards and led the NFL with 109.0 yards per game. In 2003, the offensive line did not allow a sack in any of the team's three postseason games despite 126 pass attempts. In 2001, Scarnecchia worked with a unit that featured three new starters, but still produced a powerful rushing attack and a balanced passing attack on the way to the franchise's first Super Bowl victory.

Prior to becoming offensive line coach, Scarnecchia coached the Patriots special teams units for two seasons (1997-98).

Scarnecchia originally joined the Patriots and made his NFL coaching debut in 1982 as a member of Ron Meyer's staff. He coached the tight ends and special teams for the Patriots for seven seasons (1982-88) before moving on to Indianapolis with Meyer in 1989. He rejoined the Patriots in 1991 after spending two seasons (1989-90) as the Colts offensive line coach. From 1991 to 1992, he coached the tight ends and special teams on Dick MacPherson's staff. On Nov. 4, 1992, MacPherson fell ill and appointed Scarnecchia to serve as the team's spokesman in his absence. Scarnecchia fulfilled the obligation for seven of the Patriots' final eight games and held the responsibilities of the head coach for both of the Patriots' victories that season.

In 1993, he was the only Patriots assistant retained from the previous staff. He was appointed special assistant from 1993-94, which was re-defined as defensive assistant from 1995-96. During that time, he assisted defensive coordinator Al Groh with the development of the team's linebacking corps.

His coaching career began in 1970 as the offensive line coach at California Western University. He moved to Iowa State in 1973, where he served as the assistant offensive line and assistant defensive backfield coach. He spent the 1975 and 1976 campaigns at Southern Methodist University, before becoming the University of Pacific's offensive line coach and recruiting coordinator from 1977 through 1978. In 1979, Scarnecchia coached at Northern Arizona and then accepted an opportunity to return to Meyer's staff at SMU as the offensive line coach in 1980 and 1981. In 1982, Meyer was hired as the head coach of the New England Patriots and Scarnecchia was among a number of the SMU assistants who joined Meyer's staff in New England.

PLAYING

Scarnecchia played offensive guard and center at California Western University from 1968-70. He began his collegiate career at Taft Junior College in 1966 before transferring to California Western.

PERSONAL

Dante Scarnecchia was born Feb. 15, 1948, in Los Angeles, Calif. He holds a master's degree in physical education from U.S. International. Dante and his wife, Susan, have a daughter, Lisa, and a son, Steve.

★ ★ ★ ★ ★ SCARNECCHIA'S COACHING CAPSULE ★ ★ ★ ★ ★		
Years	Team	Position
1970-72	California Western	Offensive Line
1973	Iowa State	Offensive Line Assistant
1974	Iowa State	Defensive Backs Assistant
1975-76	Southern Methodist	Offensive Line
1977-78	Pacific	Offensive Line/Recruiting Coordinator
1979	Northern Arizona	Offensive Line
1980-81	Southern Methodist	Offensive Line
1982-88	New England Patriots	TEs/Special Teams
1989-90	Indianapolis Colts	Offensive Line
1991-92	New England Patriots	TEs/Special Teams
1993-94	New England Patriots	Special Assistant
1995-96	New England Patriots	Defensive Asst./LBs
1997-98	New England Patriots	Special Teams
1999	New England Patriots	Offensive Line
2000-09	New England Patriots	Asst. Head Coach/OL




Shane WALDRON

★ 5th Coaching Season
★ 5th NFL Season
★ 5th Patriots Season

TIGHT ENDS

COACHING

Shane Waldron was named tight ends coach on Head Coach Bill Belichick's staff in 2009.

Waldron served as a coaching assistant for the Patriots in 2008 after three seasons as an offensive graduate assistant at Notre Dame, where he focused primarily on the offensive line. He previously spent three seasons (2002-04) as a football operations intern then as an operations assistant for the Patriots.

PLAYING

Waldron was a three-year letterman as a tight end and deep snapper at Tufts University, in Medford, Mass.

PERSONAL

Waldron received a degree in economics from Tufts in 2002. A native of Portland, Ore., Waldron graduated from LaSalle High School in 1997. He attended Phillips Academy in Andover, Mass., in 1998 before attending Tufts.

★ ★ ★ ★ ★ WALDRON'S COACHING CAPSULE ★ ★ ★ ★ ★		
Years	Team	Position
2005-07	Notre Dame	Graduate Assistant
2008	New England Patriots	Coaching Assistant
2009	New England Patriots	Tight Ends





Mike
WOICIK

STRENGTH & CONDITIONING

★ 32nd Coaching Season
★ 20th NFL Season
★ 10th Patriots Season

SUPER BOWLS:



COACHING

Mike Woicik was named the Patriots strength and conditioning coach on Bill Belichick's staff on Feb. 16, 2000. The 32-year coaching veteran is now in his 20th season in the NFL and has initiated strength and conditioning programs that have contributed to the success of six Super Bowl Championship teams, three with the Patriots and three with the Dallas Cowboys.

Woicik's six Super Bowl rings are more than any player or head coach earned in NFL history. Woicik is a two-time winner of the Professional Football Strength and Conditioning Society's Coach of the Year Award, earning the honor in 1992 and 2004.

Woicik's year-round conditioning program has proven to be a significant factor in the Patriots' success, as the team has remained fresh and saved its best football for the end of the season. Since 2001, New England has compiled a 71-16 (.816) record in games played after November 1, a record that exemplifies the solid conditioning approach employed by Woicik. Additionally, New England has been able to sustain lengthy winning streaks during Woicik's tenure, compiling an NFL-record 21-game winning streak from 2003-04 and in 2007 becoming the first NFL team to begin a season 18-0.

Woicik entered the NFL coaching ranks with the Dallas Cowboys in 1990 and was voted the NFL's "Strength Coach of the Year" in 1992. During his seven seasons

(1990-96) with the Cowboys, the team totaled an 89-38 record, including 12 playoff victories and three Super Bowl championships.

Prior to joining the Patriots, he spent three seasons with the New Orleans Saints (1997-99) working under Head Coach Mike Ditka.

Woicik began his strength and conditioning training at Springfield College in 1978. He served as the track coach and weight room coordinator from 1978-80. In 1980, he was hired by Syracuse University, where he developed the strength and conditioning programs for the university for the next decade (1980-89).

Woicik is the author of the 1985 book "Total Conditioning for Football: The Syracuse Way."

PLAYING

Mike Woicik was born in Baltimore, Md. and was raised in Westwood, Mass. He graduated from Westwood (Mass.) High and starred on the track and football teams. He earned a bachelor's degree in history from Boston College and a master's degree in physical education from Springfield College. Woicik was an outstanding discus thrower at Boston College, setting a school record of 180 feet, 5 inches. He also earned All-East honors and qualified for the NCAA Championships while competing in the discus at Boston College. In addition to the discus, he also competed in the shot put and hammer throw.

★ ★ ★ ★ ★					WOICIK'S COACHING CAPSULE					★ ★ ★ ★ ★				
Years	Team				Position									
1978-80	Springfield				Asst Track Coach/ Weight Room Coordinator									
1980-89	Syracuse				Strength & Conditioning									
1990-96	Dallas Cowboys				Strength & Conditioning									
1997-99	New Orleans Saints				Strength & Conditioning									
2000-09	New England Patriots				Strength & Conditioning									



Brian Ferentz was named a coaching assistant on Head Coach Bill Belichick's staff in 2009 after serving as a scouting assistant for the Patriots during the 2008 season. Ferentz, a native of Iowa City, was an offensive lineman at

the University of Iowa from 2001-05. He earned a bachelor's degree in history from Iowa in 2006. He is married to wife Nicole.



Brian Flores is in his second season as a coaching assistant in 2009 after spending four seasons with the Patriots personnel department. He joined the organization in 2004 as a scouting assistant and was assigned pro scouting duties prior to the 2006 season. Flores joined the Patriots upon his graduation from Boston College, where he was a three-year letter winner and a two-year starter at linebacker. The Brooklyn, N.Y. native was a part of four bowl-winning

teams with the Eagles and was a member of the 2003 Big East All-Academic Team. Flores attended Poly Prep in Brooklyn, where he was a running back and linebacker. He holds a bachelor's degree in English and a master's degree in administrative studies from Boston College. Flores and his wife Jennifer, a Spanish teacher at Foxboro Regional Charter School, were married in 2009.



Patrick Graham was hired as coaching assistant on Head Coach Bill Belichick's staff in 2009. Graham joins the Patriots after two seasons as a graduate assistant at Notre Dame (2007-08), where he worked with the defense. He previously spent three seasons coaching at the University of Richmond, one as assistant defensive line coach (2004)

and two as tight ends coach (2005-06). Prior to coaching at the University of Richmond, Graham spent two seasons as a graduate assistant at Wagner College. (2002-03). Graham played on the defensive line at Yale. He graduated from Yale in 2001.

★ ★ ★ ★ ★					ALL-TIME COACHING RECORDS			★ ★ ★ ★ ★		
			Regular Season	Win	Postseason	Career	Career			
Coach	Seasons	Years	W-L-T	Pct.	W-L	W-L-T	Win Pct.			
Lou Saban*	1.5	1960-61	7-12-0	.368	0-0	7-12-0	.368			
Mike Holovak	7.5	1961-68	52-46-9	.528	1-1	53-47-9	.528			
Clive Rush**	1.5	1969-70	5-16-0	.238	0-0	5-16-0	.238			
John Mazur***	2.0	1970-72	9-21-0	.300	0-0	9-21-0	.300			
Phil Bengtson	0.5	1972	1-4-0	.200	0-0	1-4-0	.200			
Chuck Fairbanks	6.0	1973-78	46-39-0	.541	0-2	46-41-0	.529			
Bullough-Erhardt#		1978	0-1-0	.000	0-0	0-1-0	.000			
Ron Erhardt#	3.0	1979-81	21-27-0	.438	0-0	21-27-0	.438			
Ron Meyer##	2.5	1982-84	18-15-0	.545	0-1	18-16-0	.529			
Raymond Berry	5.5	1984-89	48-39-0	.552	3-2	51-41-0	.554			
Rod Rust	1.0	1990	1-15-0	.063	0-0	1-15-0	.063			
Dick MacPherson	2.0	1991-92	8-24-0	.250	0-0	8-24-0	.250			
Bill Parcells	4.0	1993-96	32-32-0	.500	2-2	34-34-0	.500			
Pete Carroll	3.0	1997-99	27-21-0	.563	1-2	28-23-0	.549			
Bill Belichick	9.0	2000-08	102-42-0	.708	14-3	116-45-0	.720			
All-Time Totals	49.0	1960-2008	377-354-9	.516	21-13	398-367-9	.520			
*Released after five games in 1961**Released after seven games in 1970 ***Released after nine games in 1972										
#Ron Erhardt and Hank Bullough served as co-head coaches during Chuck Fairbanks' one-game suspension (12/18/78).										
##Released after five games in 1984.										

*Released after five games in 1961**Released after seven games in 1970 ***Released after nine games in 1972

#Ron Erhardt and Hank Bullough served as co-head coaches during Chuck Fairbanks' one-game suspension (12/18/78).

##Released after five games in 1984.

★ ★ ★ ★ ★					POSTSEASON GAMES					★ ★ ★ ★ ★				
Coach		Games	Years		W-L-T					Pct.				
Mike Holovak		2	1963		1-1-0					.500				
Chuck Fairbanks		2	1976, 1978		0-2-0					.000				
Ron Meyer		1	1982		0-1-0					.000				
Raymond Berry		5	1985, 1986		3-2-0					.600				
Bill Parcells		4	1994, 1996		2-2-0					.500				
Pete Carroll		3	1997, 1998		1-2-0					.333				
Bill Belichick		17	2001, 2003-07		14-3-0					.824				
Postseason Totals		34	16 Years		21-13-0					.618				

★ ★ ★ ★ ★					PRESEASON GAMES					★ ★ ★ ★ ★				
Coach		Games	Years	W-L-T	Pct.									
Lou Saban		9	1960-61	7-2-0	.778									
Mike Holovak		32	1962-68	5-27-0	.156									
Clive Rush		9	1969-70	2-7-0	.222									
John Mazur		12	1971-72	3-9-0	.250									
Chuck Fairbanks		34	1973-78	20-13-1	.603									
Ron Erhardt		12	1979-81	7-5-0	.583									
Ron Meyer		12	1982-84	3-9-0	.250									
Raymond Berry		21	1985-89	10-11-0	.476									
Rod Rust		4	1990	0-4-0	.000									
Dick MacPherson		8	1991-92	2-6-0	.250									
Bill Parcells		16	1993-96	8-8-0	.500									
Pete Carroll		13	1997-99	7-6-0	.538									
Bill Belichick		37	2000-08	20-17-0	.541									
Preseason Totals		219	1960-2008	94-124-1	.432									

★ ★ ★ ★ ★			OPENING DAY GAMES		★ ★ ★ ★ ★	
Coch	Games	Years	W-L-T	Pct.		
Lou Saban	2	1960-61	0-2-0	.000		
Mike Holovak	7	1962-68	3-4-0	.429		
Clive Rush	2	1969-70	1-1-0	.500		
John Mazur	2	1971-72	1-1-0	.500		
Chuck Fairbanks	6	1973-78	2-4-1	.357		
Ron Erhardt	3	1979-81	1-2-0	.333		
Ron Meyer	3	1982-84	2-1-0	.667		
Raymond Berry	5	1985-89	5-0-0	1.000		
Rod Rust	1	1990	0-1-0	.000		
Dick MacPherson	2	1991-92	1-1-0	.500		
Bill Parcells	4	1993-96	1-3-0	.250		
Pete Carroll	3	1997-99	2-1-0	.667		
Bill Belichick	9	2000-08	6-3-0	.667		
Opening Day Totals	49	1960-2008	25-24-0	.510		

ALL-TIME COACHING ROSTER

NAME	POSITION	TOTAL YEARS	YEARS OF SERVICE	NAME	POSITION	TOTAL YEARS	YEARS OF SERVICE
Atkins, David	Offensive Backs	1	1993	Moore, Myrel	Outside Linebackers	2	1991-92
Beatty, Bruce	Offensive Line	4	1969-72	Mora, Jim	Defensive Coordinator	1	1982
Belichick, Bill	Asst. Head Coach/Secondary	1	1996	Morriss, Guy	Asst. Offensive Line	2	1988-89
	Head Coach	10	2000-09	Muir, Bill	Offensive Line	3	1982-84
Bengtson, Phil	Head Coach (Interim)	1/16	1972	Nash, Harold	Asst. Strength & Conditioning	5	2005-09
Berry, Raymond	Receivers	4	1978-81	Nelsen, Bill	Quarterbacks	2	1973-74
	Head Coach	5.5	1984-89	Nelson, Steve	Linebackers	1	1990
Blackmon, Don	Staff Assistant	1	1988	O'Brien, Bill	Wide Receivers	1	2008
	Linebackers	2	1989-90		Quarterbacks	1	2009
Brittenham, Dean	Strength/Conditioning	3	1985-87	O'Brien, Scott	Special Teams	1	2009
Brasher, Tommy	Linebackers	3	1982-84	O'Shea, Chad	Receivers	1	2009
Brune, Fred	Defensive Backfield	2	1962-63	Palmer, Chris	Wide Receivers	4	1993-96
Bryant, Cleve	Offensive Backfield	3	1982-84	Parcells, Bill	Linebackers	1	1980
Boudreau, Paul	Offensive Line	1	1997-98		Head Coach	4	1993-96
Boyer, Josh	Defensive Backs	1	2009	Parker, Johnny	Strength/Conditioning	7	1993-99
Bullough, Hank	Defensive Line	7	1973-79	Parilli, Babe	Quarterbacks	1	1981
Campbell, Marion	Defensive Line	2	1962-63	Patricia, Matt	Asst. Offensive Line	1	2005
Capers, Dom	Special Asst./Secondary	1	2008		Linebackers	4	2006-09
Cappelletti, Gino	Special Teams	3	1979-81	Patterson, Andre	Defensive Assistant	1	1997
Carroll, Pete	Head Coach	3	1997-99	Paul, Markus	Asst. Strength & Conditioning	5	2000-04
Carthon, Maurice	Offensive Assistant	2	1994-95	Pees, Dean	Linebackers	2	2004-05
	Running Backs	1	1996		Defensive Coordinator	4	2006-09
Carr, Jim	Defensive Backfield	5	1985-89	Pelini, Bo	Linebackers	3	1997-99
Caruthers, LeBaron	Strength & Conditioning	3	1982-84	Perkins, Ray	Receivers	4	1974-77
Casero, Nick	Wide Receivers	1	2007		Offensive Coordinator	4	1993-96
Collier, Joe	Defensive Backfield	2	1960-61	Polonchek, John	QB's/Special Asst. to Coach	12	1975-80, 85-90
	Defensive Coordinator	2	1991-92		Running Backs	1	1994
Collier, Joel	Asst. Running Backs/WR	2	1991-92		Tight Ends	2	1995-96
	Asst. Secondary	1	2005	Raye, Jimmy	Offensive Coordinator/QBs	1	1990
	Secondary	2	2006-07	Rehbein, Dick	Quarterbacks	2	2000-01
Coury, Dick	Offensive Coordinator	2	1991-92	Reilly, Jack	Quarterbacks	2	1998-99
Crennel, Romeo	Defensive Line	4	1993-96	Richardson, Jesse	Defensive Line	5	1965-69
	Defensive Coordinator	1	2001	Ringo, Jim	Offensive Line	4	1978-81
	Defensive Coordinator/DL	2	2002-03	Road, Dick	Defensive Backs	1	1981
	Defensive Coordinator	1	2004	Rowan, Keith	Special Teams	1	1989
Crosby, Steve	Special Teams/Tight Ends	1	1990		Head Coach	1.5	1969-70
Daboll, Brian	Wide Receivers	5	2002-06	Rust, Clive	Defensive Coordinator	5	1983-87
Davidson, Jeff	Tight Ends	1	1997		Head Coach	1	1990
	Asst. Offensive Line	4	1998-01	Rutigliano, Sam	Off. Backs/Receivers	3	1971-73
	Asst. Offensive Line/TES	3	2002-04	Ryan, Rob	Linebackers	1	2000
	Asst. Strength & Conditioning	1	2007		Outside Linebackers	3	2001-03
Davis, Don	Outside Linebackers	2	1975-76	Saban, Lou	Head Coach	1.5	1960-61
Dotsch, Rolie	Defensive Backfield	2	1969-70	Scamecchia, Dante	Special Teams/TES	7	1982-88
Elias, Bill	Receivers	2.5	1982-84		Special Teams/TES	2	1991-92
Endicott, Steve	Offensive Coordinator/QBs	3	1982-84		Special Assistant	2	1993-94
Erber, Lew	Offensive Backfield	6	1973-78		Defensive Asst./LBs	2	1995-96
Erhardt, Ron	Head Coach	3	1979-81		Special Teams	2	1997-98
	Defensive Line	2	1971-72		Offensive Line	1	1999
Evans, Dick	Head Coach	6	1973-78		Asst. Head Coach/Off. Line	10	2000-09
Fairbanks, Chuck	Head Coach	5	1973-78	Seely, Brad	Special Teams	10	1998-08
Fears, Ivan	Wide Receivers	5	1991-92, 99-01	Shinnick, Don	Linebackers	5	1985-89
	Running Backs	8	2002-09	Shurmur, Fritz	Defensive Line	4	1978-81
Fletcher, Tom	Defensive Backfield	2	1971-72	Sidwell, Steve	Linebackers	3	1982-84
Gerber, Norm	Inside Linebackers	2	1991-92		Defensive Coordinator	3	1997-99
Gibson, Claude	Defensive Backfield	1	1968		Strength/Conditioning	3	1988-90
Grier, Bobby	Offensive Backfield	9	1981, 85-92	Simmons, Jerry	Asst. Head Coach/QBs	1	1997
Groh, Al	Defensive Coordinator/LBs	4	1993-96	Smith, Carl	Tight Ends	2	1998-99
Hamilton, Ray	Asst. Defensive Line	5	1985-89		Defensive Line	2	1960-61
	Defensive Line	3	1997-99	Smith, Jerry	Offensive Line	7	1962-68
Hoaglin, Fred	Offensive Line	4	1993-96	Spinney, Art	Quarterbacks/Receivers	4	1985-88
Holovak, Mike	Offensive Backfield	1.5	1960-61	Steckel, Les	Receivers	4	1969-72
	Head Coach	7.5	1961-68	Stoltz, Jerry	Linebackers/Secondary	6	1973-78
Hufnagel, John	Quarterbacks	1	2003	Sumner, Charlie	Defensive Coordinator/DBs	1	1990
Humeniuk, Rod	Asst. Head Coach/O-Line	5	1985-88		Special Teams	4	1993-96
	Offensive Line	3	1990-92	Taseff, Carl	Defensive Backs	1	1964
Jackson, Harold	Receivers	5	1985-89	Trott, Bob	Defensive Backs	3	1993-95
Johnson, Pepper	Assistant Linebackers	1	2000	Uyru, Dave	Asst. Special Teams/DL	2	1991-92
	Inside Linebackers	3	2001-03	Valek, Jim	Special Teams	3	1973-75
	Defensive Line	6	2004-09	Waldron, Shane	Tight Ends	1	2009
Jones, Stan	Defensive Line	2	1991-92	Walker, DeWayne	Defensive Assistant/DBs	3	1996-00
Kenman, Larry	Offensive Coordinator	1	1997	Walker, Dick	Defensive Backs	1	1977
Khayat, Eddie	Defensive Line	5	1985-89	Walters, Steve	Wide Receivers	3	1982-84
Kinard, Billy	Defensive Backfield	2	1979-80		Defensive Backfield	4	1973-76
Lantz, Rick	Linebackers	1	1981		Defensive Line/Backfield	4	1964-67
Lindsay, Dale	Defensive Line	1	1990	Weaver, Larry	Tight Ends	2	1993-94
Loud, Rommie	Linebackers	1	1986	Weber, Chuck	Running Backs	1	1995
Lynn, Ron	Defensive Backs	3	1997-99	Weis, Charlie	Wide Receivers	1	1996
MacPherson, Dick	Head Coach	2	1991-92		Offensive Coordinator/RBs	1	2000
Mangini, Eric	Defensive Backs	5	2000-04		Offensive Coordinator/RBs/QBs	1	2001
	Defensive Coordinator	1	2005		Offensive Coordinator/QBs	1	2002
Mangurian, Pete	Tight Ends	4	2005-08		Defensive Coordinator	2	2003-04
McDaniels, Josh	Quarterbacks	2	2004-05	West, Charlie	Defensive Backs	2	1991-92
	Offensive Coordinator/QBs	3	2006-08	Wilson, Kirby	Running Backs	3	1997-99
McLaughlin, Leon	Offensive Line	1	1977	Woick, Mike	Strength and Conditioning	10	2000-09
Mazur, John	Offensive Backfield	1.5	1969-70	Wood, Richard	Receivers	2	1989-90
	Head Coach	2.5	1970-72	Yewcic, Tom	Offensive Backs/Sp Teams	3	1976-78
Melvin, Randy	Defensive Line	2	2000-01	Zampese, Ernie	Offensive Coordinator	2	1998-99
Meyer, John	Linebackers	4	1969-72				
Meyer, Ron	Head Coach	2.5	1982-84				
Miller, Burnie	Special Teams	1	1972				
Miller, Red	Offensive Line	6	1960-61, 73-76				

The coaches listed above are the all-time, full-time position coaches only.



Nick Caserio was named director of player personnel on February 21, 2008, after serving in a number of roles for the Patriots' personnel department and coaching staff. He enters his ninth season with the Patriots in 2009 and his seventh season in player personnel. He will oversee the day-to-day operations of the department.

In 2008, the Patriots completed the season with an 11-5 record, winning their final four games and five of their last six contests to tie the franchise's fifth-highest regular-season win total. New England finished the season with the third-highest offensive yardage total in team history (365.4 yards per game) and allowed fewer than 20 points per game (19.3) for the sixth time in the last eight years.

In 2007, Caserio served as the Patriots' wide receivers coach, tutoring a unit that combined for 292 receptions for 3,814 yards and 39 touchdowns – one season after the team's wide receivers totaled 156 catches for 1,798 yards and 15 touchdowns. The Patriots' 2007 wide receivers included All-Pro Randy Moss, who set an NFL record with 23 touchdown receptions, and Wes Welker, who tied for the NFL lead with 112 receptions – the highest reception total in NFL history for a player in his first season with a new team.

His return to the Patriots' sidelines came after a three-year stint as the team's director of pro personnel (2004-06). Caserio joined the Patriots in June of 2001 as a personnel assistant and celebrated the Patriots' first Super Bowl title that season. During that year, his role was expanded to

include film breakdown and scouting report preparation for the offensive staff. He became an offensive coaching assistant on Bill Belichick's staff in February of 2002, and returned to player personnel in 2003 as an area scout prior to becoming director of pro personnel in 2004. In addition to his duties in the personnel department, Caserio handled press box responsibilities for the coaching staff on game days from 2003-06.

Caserio entered the coaching ranks as a graduate assistant at Saginaw Valley State University in 1999 and spent two seasons with the program. Following a brief time with Central Michigan as a graduate assistant in the spring of 2001, he joined the Patriots scouting department.

Caserio was a standout player at John Carroll University, starting at quarterback in each of his four seasons where the teams compiled a 33-7-2 record. He was a two-time captain and three-time All-Conference performer. In 1997, he helped to lead the Blue Streaks to a 10-2 record and the school's second appearance in the NCAA Division III Tournament, where it advanced to the national quarterfinals.

Caserio is a native of Lyndhurst, Ohio. He was a teammate of former Patriots offensive coordinator Josh McDaniels at John Carroll. He earned his degree in finance from John Carroll and later earned his Master of Business Administration from Saginaw Valley State. Caserio was a three-time Academic All-Conference selection at John Carroll. Nick and his wife, Kathleen, were recently married on June 19, 2009.



Floyd Reese will enter his 33rd NFL season in 2009, including 18 seasons in player personnel and 15 seasons as an assistant coach. He joined the Patriots on January 27, 2009 after serving 13 seasons as the executive vice president/general manager of the Houston Oilers/Tennessee Titans franchise from 1994-2006. He also served as the assistant general manager of the Oilers for four seasons from 1990-93. Reese served as an assistant coach with Detroit (1975-77), San Francisco (1978), Minnesota (1979-85) and the Houston Oilers (1986-89).

In his 13 seasons as the general manager of the Oilers/Titans, Reese's teams won 111 games – setting a franchise record for wins by a general manager. Houston and Tennessee won 11 or more games in a season four times during Reese's tenure as general manager while recording eight seasons with a record of .500 or better.

Over a five-year period from 1999-2003, the Titans led the NFL with 56 wins, including three seasons with 12 or more victories. In 1999, the Titans claimed the AFC Championship and reached the Super Bowl for the first time in franchise history, falling just a yard short of the title in Super Bowl XXXIV against the St. Louis Rams.

Reese's positive impact is still being felt in Tennessee. The 2008 Titans earned the AFC's top playoff seed while 16 of 22 starters on their final 2008 roster were originally acquired while Reese was general manager, including nine of 11 starters on defense. The 2008 Titans sent six of Reese's acquisitions to last year's Pro Bowl – QB Kerry Collins, CB Cortland Finnegan, DT Albert Haynesworth, S Chris Hope, C Kevin Mawae and T Michael Roos.

Reese entered the NFL as the strength and conditioning coach for the Detroit Lions in 1975. He spent three years

with the Lions, including a two-year period from 1976-77 while Bill Belichick was also a member of the Detroit coaching staff. In 1978, Reese joined the San Francisco 49ers as the strength and conditioning coach. He joined Bud Grant's staff in Minnesota in 1979, beginning a seven-year tenure with the Vikings. During that period he held a dual role coaching linebackers and special teams from 1979-83 before being named defensive coordinator in 1984. He coached the Vikings' linebackers in 1985.

In 1986, Reese began a 21-year association with the Oilers/Titans franchise. He served as the Oilers' linebackers

coach for four seasons from 1986-89. In 1988, the Oilers' top three tacklers were all linebackers and in 1989, three of the team's top four tacklers were linebackers. Reese moved into the Oilers' personnel department in 1990, and served as assistant general manager for four seasons, each of which ended in a playoff appearance.

Reese served a four-year stint in the college coaching ranks as an assistant coach at UCLA (1971-73) and Georgia Tech (1974). He was an All-America defensive lineman for UCLA from 1966-69 and also played one season (1970) for the Montreal Alouettes of the Canadian Football League.



Jason Licht (pronounced LIGHT) is entering his 14th NFL season and re-joined the Patriots personnel department on February 25, 2009 after previously spending four seasons (1999-2002) with New England. Last season, Licht served as a personnel executive for the NFC Champion Arizona Cardinals after spending five seasons with the Philadelphia Eagles as vice president of player personnel (2006-07) and assistant director of player personnel (2003-05).

Licht first joined the Patriots personnel department in 1999 as a college scout. In June 2001, he became the team's national scout, responsible for evaluating top college prospects and NFL players. After the Patriots' Super Bowl XXXVI championship in February 2002, Licht was promoted to assistant director of player personnel, a position he held through the 2002 season.

During Licht's five seasons in Philadelphia, the Eagles reached the NFC Championship Game three times and won

the 2004 AFC Championship, representing their conference against the AFC Champion Patriots in Super Bowl XXXIX.

Licht began his NFL career with the Miami Dolphins, serving a two-year stint in South Florida from 1995-96. In his first season in Miami, he was an assistant in the college and pro personnel departments, and in 1996 served as an offensive assistant/quality control coach. In 1997, he worked for National Football Scouting, a college football scouting service, and, in 1998, served as an area scout for the Carolina Panthers.

Licht was an all-conference defensive tackle at Nebraska-Wesleyan from 1993-94. He was originally a walk-on at the University of Nebraska and played linebacker on the freshman team in 1989, then switched to guard and earned a letter in 1991 before transferring.

Jason and his wife, Blair, have a son, Charlie.



Jonathan Robinson is in his eighth season with the Patriots and is in his first as director of college scouting. Robinson was named to the position in 2009 after serving last season as assistant director of college scouting. Prior to the 2008 season, he spent two seasons as a regional scout and four seasons as an area scout for the Patriots. He joined the organization in 2002 after four seasons of coaching at the collegiate level, including his last three seasons at Nicholls (La.) State. In 2001, he instructed the team's linebackers and held regional recruiting responsibilities for the Colonels.

The Union City, Tenn. native attended high school at Union City and lettered as an offensive and defensive lineman. He originally signed with the U.S. Air Force Academy, where he attended and played for one semester. Robinson then transferred to Southeast Missouri State, where he played three seasons as a defensive lineman and earned his bachelor's degree in mathematics education. Following his playing career, he earned his first coaching assignment with his alma mater in 1998, prior to joining the Nicholls State staff in 1999. Jon and his wife, Jaimie, were married in 2002 and have two daughters, Taylor Brooke and Bailey Rae.



Nancy Meier is entering her 35th season with the Patriots and is the longest tenured full-time employee on staff. Meier joined the scouting department on Oct. 20, 1975 and has worked with nine different Patriots coaching staffs. She has been a part of each of the franchise's six Super Bowl appearances and has been with the organization for 14 of the team's 15 playoff seasons. In her current role,

Meier's responsibilities include coordinating logistics for all of the Patriots scouts, free agent signings, draft choices and tryouts. She also serves as the team's liaison to the league for all personnel communication, including the daily reporting of all transactions on the waiver wire. Nancy and her husband, Ken, have two children, Courtney and Daniel. The Meier family resides in Holbrook, Mass.



Bob Quinn enters his 10th season in the Patriots personnel department. Quinn's responsibilities have included both college and pro scouting during his tenure with New England. He was named the Assistant Director of Pro Personnel in 2009. Quinn was named the Patriots' national scout in 2008 after spending four seasons as a regional scout (2004-07) and two seasons as a pro scout (2002-03). Quinn joined the team in 2000 as a player

personnel assistant. Prior to joining the Patriots, Quinn spent two seasons as a graduate assistant within the Division of Athletics at the University of Connecticut (1998-99). Quinn earned his master's degree in sports management from the University of Connecticut in 2000. He completed his undergraduate studies at UConn in 1998. Quinn is a native of Norwood, Mass. and attended Norwood High School. Bob and his wife, Julie, have a son, Kyle, and a daughter, Grace.



Frank Edgerly joined the New England Patriots as a pro scout in June of 2009. He joins the Patriots after serving as head coach of Red Bank Catholic High School in New Jersey for the past ten seasons. During his tenure at Red Bank, he guided his team to five championship titles and was awarded

Coach of the Year honors three times. Edgerly graduated from Red Bank Catholic and then played quarterback for Rutgers University. He is married to Lori and has three children, Kaitlin, Megan and Ryan.



Brian Smith is in his third season as a pro scout for the Patriots and has served in a number of roles for the team since 2000. In 2006, he served as a special assignment scout for the Patriots. From 2004-05, Smith served as the Patriots' director of operations, handling the logistical coordination of the team's football operations, including team travel and training camp operations, as well as various day-to-day logistical needs of players and staff.

He originally joined the Patriots in 2000, and assisted the coaching staff for four seasons from 2000 through 2003. The Marathon, Fla., native is a Providence College graduate and also attended Davidson (N.C.) College, where he played football. He is a graduate of Phillips Academy in Andover, Mass., where he lettered in football. Brian and his wife, Carrie, were married in June.



Monti Ossenfort is in his eighth season in the NFL and his fifth year with the Patriots. He is in his first season as a national scout. Ossenfort returned to the Patriots in 2006 as an area scout after previously serving as a personnel assistant for the team in 2003. He gained his first personnel experience in 2002 as an intern in the Houston Texans' pro personnel department. After a season with the Patriots in 2003, Ossenfort returned to Houston as the Texans' pro and college scouting assistant. In 2005, he served as a college scout for the Texans. His first NFL experience came as a

training camp intern for the Minnesota Vikings in 2001. Ossenfort was a four-year letterman and a two-year starter at quarterback for the University of Minnesota-Morris. He graduated from Minnesota-Morris in 2000 with a degree in economics and management. Ossenfort later earned a master's degree in business administration and a master's degree in sports management from Ohio University. He is a native of Luverne, Minnesota. Ossenfort and his wife, Shannon, were married in July.



DuJuan Daniels is in his fourth season with the Patriots personnel department. He joined the organization in 2006 as a scouting assistant and is in his second season as an area scout in 2009. Prior to joining the Patriots, Daniels served as the offensive coordinator at Cathedral High School in Indianapolis, Ind. (2004-05) and was the wide receivers coach at Graceland University in Lamoni, Iowa (2003). Daniels was a four-year letterman at Boston College, where he was a wide receiver and kick returner.

The Indianapolis native went to four bowl games with the Eagles and was a two-time selection to the Big East All-Academic Team. He attended Bishop Chatard High School in Indianapolis, where he was a member of the Division 3A state championship football team in 1997 while earning Indiana's Mr. Football award. Daniels earned a bachelor's degree in communications and a master's degree in higher education administration from Boston College.



Tim Heffelfinger is enjoying his 12th season as an NFL scout and his fifth season as an area scout for the Patriots. He joined New England's personnel department prior to the 2005 season after a seven-year stint as an area scout for the New Orleans Saints (1998-2004). Heffelfinger entered the NFL scouting ranks in 1998 after spending two-and-a-half years as a graduate assistant coach at UCLA (1996-98), where he worked with the offensive line and the tight ends. He also earned a master's degree from the UCLA

Graduate School of Education. He was a defensive tackle at Northwestern University before his playing career was cut short by a career-ending back injury. He graduated from Northwestern in 1990 with a bachelor's degree in organizational studies and worked in the business sector as a sales representative for The Quaker Oats Company and Converse before returning to football. Tim and his wife, Amy, have two children, Kassidy and Ryan.



Frantzy Jourdain enters his seventh season with the Patriots personnel department and his fifth year as an area scout. He is responsible for the collection of data on all of the prospects in his assigned region. He was originally hired by the team in 2003 as a player personnel assistant. Jourdain joined the Patriots after spending the 2002 season as the secondary coach and co-special teams coordinator at Duquesne University, a season during which the Dukes led

Division I-AA in interceptions, scoring defense and fewest total yards allowed per game. During his time at Duquesne, he served as CB Leigh Bodden's position coach. He attended the University of Rhode Island (1993-97), where he was a three-year starter for the Rams at running back and strong safety. He also attended North Carolina Central University, where he coached running backs and worked on a master's degree in criminology from 1998-2000.



Kyle O'Brien is in his tenth season with the Patriots personnel department. He is in his fifth season as an area scout, resuming those duties in 2006 after previously holding the position in 2003. He is responsible for collecting information on all of the prospects in his assigned region. O'Brien joined the Patriots full-time in 2002 as a scouting assistant, and was a pro scout from 2004-05. He originally joined the Patriots as a player personnel intern in 2000 and

continued those duties during the Patriots' first Super Bowl season of 2001. Prior to coming to New England, O'Brien was a player personnel intern for the New York Jets in 1999 after serving as a ball boy for the team in 1998. The Garden City, N.Y. native attended Harvard University, where he lettered in lacrosse. He is also a graduate of Phillips Academy in Andover, Mass., where he lettered in football and lacrosse.



Patrick Stewart is in his third season with the Patriots personnel department. He joined the organization in February 2007 as a scouting assistant and is in his first season as an area scout in 2009. As an area scout, he is responsible for collection of data on all of the prospects in his assigned region. Stewart joined the Patriots after spending the 2006 season as the Assistant Director of Football Operations at Temple University on head coach Al Golden's first staff. While at Temple, he also assisted with the special teams units. Stewart spent the 2005 season as a graduate assistant coach at Western Carolina University. Stewart

spent 2000-2004 at Ohio State as a student manager for head coach Jim Tressel, assisting the coaching staff on the field during practice and games. While at Ohio State, the Buckeyes won the 2002 BCS National Championship, the 2003 Fiesta Bowl and beat rival Michigan three times. Stewart was born December 21, 1981 in Steubenville, Ohio and attended Indian Creek High School, where he was a three-sport letterman in football, basketball and baseball. He earned a bachelor of arts degree in political science with a concentration in campaign strategy from Ohio State in June 2005.



Larry Cook is enjoying his 47th year in football, including his 25th as a member of the Patriots personnel department. He is in his fourth season as a scouting consultant after a six-year stint as the director of college scouting followed by three seasons as a regional scout. In two decades with the Patriots, he has been an important contributor to the team's scouting department and has celebrated each of the Patriots' six Super Bowl appearances. Cook originally joined the Patriots as a part-time west coast pro personnel scout when Ron Meyer was named head coach in 1982. He joined the Patriots scouting department on a full-time basis on Feb.

1, 1985, as a personnel scout on Dick Steinberg's staff. He began a 16-year coaching career in 1963 at Fountain Valley High School in California. In 1975, he joined the collegiate ranks when he accepted an assistant coaching position at Cal State Fullerton. After three years at Fullerton, he accepted his first professional assignment as an assistant with the Los Angeles Rams scouting department. He spent six seasons (1979-84) with the Rams before joining the Patriots scouting department. Cook was born Feb. 12, 1939 in Irvine, Calif. He and his wife, Nadine, have a daughter, Jacquelyn, and two sons, Michael and Steven.

SUPER BOWLS:





Berj Najarian is in his 15th season in the NFL and his tenth season with the Patriots. He was named director of football/head coach administration in 2005 after five years as the Patriots' executive administrator to the head coach. He joined the Patriots on Feb. 4, 2000. In his current position, he is the point person for day-to-day operations of the team and acts as a liaison across football and non-football departments. Berj manages several elements of Head Coach Bill Belichick's off-field agenda, including football and stadium operations, player and staff communication,

scheduling and personal requests. In addition, Najarian manages various special projects in coaching and player personnel. Entering the NFL in 1995, he joined the Patriots after five seasons in the public relations department of the New York Jets. A 1991 Boston University graduate, Najarian returned to New York after college to intern with the New York Knicks. Following his internship, he worked at The Rowland Company, a public relations firm in New York City. He is a native of Manhasset, N.Y. He and his wife, Regina, were married in 2000.



Ernie Adams returned to the Patriots staff when he was appointed football research director by Bill Belichick on April 25, 2000. His responsibilities include researching special assignments for both the coaching staff and the personnel department. After coaching for four seasons at Northwestern (1972-75), Adams entered the NFL coaching ranks with the New England Patriots as the administrative assistant and assistant offensive coach on Chuck Fairbanks' staff in 1975. In addition to his on-field responsibilities, his duties included all aspects of football operations, including computer

analysis, statistical evaluations and film coordination. After four seasons with the Patriots, he accepted a position with the New York Giants in 1979. In 1982, he was promoted to director of pro personnel, a position he held for four seasons. In 1991, he joined Belichick's staff in Cleveland as an offensive assistant, a position he held for five seasons. Adams is an alumnus of Northwestern University and attended Phillips Academy in Andover, Mass. Adams and his wife Christine live in Massachusetts.



Matt Caracciolo is in his fourth season as director of operations for the Patriots. In his current role, he handles the logistical coordination of the team's football operations, including team travel and training camp operations, as well as various day-to-day logistical needs of players and staff. Caracciolo joined the Patriots in 2005 as a football operations

assistant after spending the 2003 and 2004 seasons with the Miami Dolphins as a scouting intern. He had previously served as an operations graduate assistant at Syracuse from 2001-03 while earning a master's degree.

The Oceanside, N.Y. native is a 2001 graduate of Ithaca College, where he played football for two seasons.



Kevin Anderson is entering his fourth season in the Patriots football operations department. He also assists with the team's player development program. Anderson joined the team as a football operations intern prior to the 2006 season. Before joining the Patriots, Anderson earned a degree in sports marketing and management from Indiana University, where he also worked as a football operations

assistant for the Hoosiers. While at Indiana, he completed internships with the Indianapolis Colts and the Houston Texans. The Indianapolis native attended North Central High School, where he competed on the varsity ice hockey and lacrosse teams. He was born on June 2, 1984.



Jim Whalen returned to the New England Patriots in 2002 as the team's head trainer. He supervises the evaluation and care of injuries and the treatment and rehabilitation of all players. He began his professional career as an assistant trainer for the Patriots in 1992 and 1993. In 1994, he accepted a position as the assistant athletic trainer at the University of Miami, a position he held for three years. In

1997, he was named the director of sports medicine at Kansas State University. In 2000 and 2001, he served as the director of rehabilitation for the Tampa Bay Buccaneers. Whalen graduated from Bridgewater State College in 1993 with a degree in physical education and earned his master's degree in sports medicine from Miami in 1996. Jim and his wife, Rene, have three children, Courtney, Ryan and Jaclyn.



Joe Van Allen joined the New England Patriots training staff in the spring of 2001. He is responsible for the physical therapy and rehabilitation of the injured players, while working closely with head athletic trainer Jim Whalen and strength and conditioning coach Mike Woicik on all aspects of the club's training program. Prior to the Patriots, he served as the sports physical therapist at Virginia Polytechnic Institute and State University in Blacksburg, VA. He also held the title of director of physical therapy at

University Physical Therapy, an outpatient physical therapy practice in Blacksburg. He received his bachelor's degree at Millikin University before earning a master's of science in physical therapy at the University of Miami. In addition, he is a certified athletic trainer, certified strength and conditioning specialist, and a board certified sports clinical specialist. Joe and his wife, Jody, were married in 2000. He and his wife have a daughter, Emma.



50 SEASONS

Dave
GRANITO

★ **ASST. ATHLETIC TRAINER**

SUPER BOWLS:
03 04

Dave Granito is in his eighth season with the Patriots as an assistant athletic trainer. He joined the Patriots in 2002 and has also worked with the training staffs of the New York Giants and West Virginia University. Granito holds a bachelor's degree from Kean University in Union, N.J., and completed his master's degree at West Virginia. He gained

his first professional experience as an intern for the Giants in 1998, and went on to work as a graduate assistant athletic trainer at West Virginia. The Emerson, N.J. native completed another season as an intern with the Giants in 2001 before joining the Patriots.



50 SEASONS

Don
BROCHER

★ ★ **EQUIPMENT MANAGER**

SUPER BOWLS:
01 03 04

Don Brocher is in his 38th season with the Patriots and was named the team's head equipment manager in February of 1994. He originally began working for the Patriots on a part-time basis in July 1972 as a ball boy on George Luongo's staff. He was hired as assistant equipment manager in September 1972. Brocher is the longest tenured

employee currently on staff for the Patriots and has enjoyed each of the franchise's six Super Bowl appearances. During his tenure, he has handled the equipment needs for 11 of the Patriots' 14 head coaches. He was born Nov. 23, 1952 in Boston and lives in Massachusetts with his wife, Laurie.



50 SEASONS

John
HILLEBRAND

★ **ASST. EQUIPMENT MANAGER**

SUPER BOWLS:
01 03 04

John Hillebrand is enjoying his 16th season as Patriots' assistant equipment manager. He was named to his current position on May 23, 1994. Prior to joining the Patriots, he served three years (1991-94) as the assistant athletic equipment manager at Boston College. There, his responsibilities included handling the equipment needs for men's hockey, men's and women's soccer, field hockey,

women's basketball, baseball, softball and men's and women's lacrosse, in addition to assisting in the needs of all of Boston College's 36 varsity sports. He graduated from Edinboro University in Pennsylvania in 1989 and accepted his first job in the Edinboro athletic department as the head equipment manager in 1990. He was born July 31, 1967. John and his wife, Kathy, reside in Mansfield, Mass.



50 SEASONS

John JASTREWSKI

EQUIPMENT ASSISTANT

SUPER BOWLS:
01 03 04

John Jastremski is in his ninth season as a full-time equipment assistant and is in his 16th season associated with the Patriots. He began working for the team part-time as a ball boy in 1994 and was hired onto Don Brocher's staff in August 2001. Jastremski is a graduate of Bryant College

in Smithfield, R.I., where he earned a degree in computer information systems in 2001. The Hopedale, Mass. native was born on April 4, 1979, and graduated from Hopedale Jr./Sr. High School in 1997.



50 SEASONS

Jimmy DEE

VIDEO DIRECTOR

SUPER BOWLS:
01 03 04

Jimmy Dee is in his 16th season with the Patriots and the 13th as the team's video director. He was appointed to his current position on April 28, 1997. He oversees all video operations for the Patriots, which includes filming, dubbing and editing all game and practice footage. Dee has overseen the transition from non-linear video to digital video and is responsible for keeping the team up-to-date in the ever-

changing world of digital coaching video. His department is responsible for maintaining the digital network of coaching video used by coaches, players and scouts. He originally joined the Patriots on March 31, 1994 as the assistant video director. Jimmy and his wife, Karen, have two sons, James and Jonathan. The family resides in New Bedford, Mass.



50 SEASONS

Fernando NETO

ASST. VIDEO DIRECTOR

SUPER BOWLS:
01 03 04

Fernando Neto is in his 13th year as the Patriots' assistant video director under Jimmy Dee. His primary responsibilities include compiling and editing all game and practice tapes for coaches' analysis, cataloging NFL

game tapes and producing "cut-ups." In addition, he helps maintain the team's state-of-the-art digital video system used by the coaching staff, scouts and players.



50 SEASONS

Jared RITA

VIDEO ASSISTANT

After interning in 2007 and part of the 2008 season, Jared Rita is in his first year as a full-time video assistant for the Patriots. His main responsibilities include assisting in editing game and practice tapes for use by the coaches,

scouts and players. A resident of Dartmouth, Mass., Rita graduated from the New England Institute of Technology in Warwick, RI in 2009, where he received his bachelor's degree in digital recording arts.

**DON'T MISS A
SINGLE CALL!**

98.5 FM
THE SPORTS HUB
FLAGSHIP STATION OF THE
NEW ENGLAND PATRIOTS

WWW.985THESPORTSHUB.COM

**THE SAFETY INSURANCE
PATRIOTS RADIO NETWORK**

**PLAY BY PLAY BY GIL SANTOS • COLOR COMMENTARY
BY GINO CAPPELLETTI • OVER 25 YEARS TOGETHER!**

**GRAB A FRESH SANDWICH FROM
7-ELEVEN® BEFORE THE NEXT GAME.**



YOU'LL BE GLAD YOU DID.




PROUD SPONSOR OF THE



2009 PLAYERS



Tom Brady was named
the NFL MVP in 2007



Jim Nance was named the
AFL MVP in 1966



Gino Cappelletti was named
the AFL MVP IN 1964



HT: 6-2 WT: 215 lbs
 Born: 12/14/80
 Exp. (NFL/Patriots): 7/2
 GP/GS (Playoffs): 78/4
 Acq: UFA (BUF)-08
 College: North Carolina
 Hometown: Kenansville, N.C.

CAREER TRANSACTIONS

Sam Aiken was signed by the Patriots as an unrestricted free agent on March 3, 2008 ... Originally selected by the Buffalo Bills in the third round (127th overall) of the 2003 NFL Draft ... Placed on injured reserve (11/26/03).

CAREER HIGHLIGHTS

- ★ Aiken enters the 2009 season having played in 78 career games with four starts over six NFL seasons, all with the Buffalo Bills (2003-07) and Patriots (2008).
- ★ Aiken enters 2009 having recorded 27 career receptions for 351 yards and has totaled 71 career special teams tackles.
- ★ In his first season with the Patriots in 2008, Aiken played in 13 games with two starts and caught eight passes for 101 yards.
- ★ Aiken finished fifth on the Patriots with 10 special teams tackles in 2008.
- ★ In 2004, Aiken played in every game while totaling a career-high 11 receptions for 148 yards and adding 14 special teams tackles.
- ★ Aiken's 24 special teams tackles in 2005 ranked second on the Bills and stand as a single-season career high.

SEASONAL REVIEWS

- ★ **2008 (14/2):** In his first season with the Patriots, played in 14 games while making two starts at wide receiver ... Finished fifth on the team with 10 special teams tackles ... Recorded eight receptions for 101 yards, with both figures standing as the second highest totals of his career ... Led or tied for the team lead in special teams tackles three times during the regular season ... Made his Patriots debut against Miami (9/21), while tying for the team lead in special teams tackles with two ... Made his first start in a Patriots uniform against Buffalo (11/9) and tallied a season-high two catches for 22 yards, including a 19-yard reception from Matt Cassel on third and nine extending a fourth-quarter drive ... Led the team with two special teams tackles against the Bills ... Tallied a game-long 43-yard reception, the second longest reception of his career, against the N.Y. Jets (11/13) ... Started at wide receiver and tied for the team lead with two special teams tackles at Miami (11/23) ... In the Patriots' victory at Oakland (12/14), grabbed one reception for 16 yards with a clutch third-quarter catch-and-run play and had one special teams tackle.
- ★ **2007 (12/0 - Buffalo):** Saw the majority of his action on special teams - helped the punt coverage unit, which led the NFL allowing 5.3 yards per return ... Played in 12 games, recorded six tackles on special teams ... Caught one pass for 10 yards in the season finale at Philadelphia (12/30).
- ★ **2006 (15/0 - Buffalo):** Saw majority of his action on special teams - helped the punt coverage unit tie for the NFL-lead in net punt average yielding just a 39.2-yard average ... Tallied 13 special teams tackles.

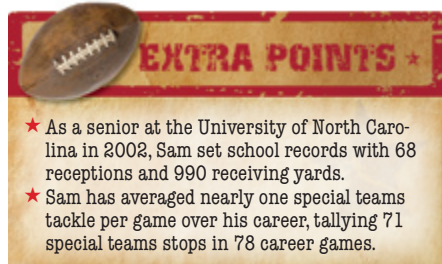
- ★ **2005 (16/2 - Buffalo):** One of the most potent coverage men in the league, finished second on the team with 24 tackles (21 solo) ... Helped the Bills special teams unit rank first in NFL in special teams rankings compiled by Dallas Morning News ... Started two games at wide receiver and finished with four receptions for 57 yards ... Made first NFL start at wide receiver against Miami (10/9) ... Made a key block on Jonathan Smith's 8-yard touchdown reception on the opening drive vs. NYJ (10/16) ... Recorded a forced fumble on special teams vs. Carolina (11/27)
- ★ **2004 (16/0 - Buffalo):** Finished the season with career-highs - 11 receptions, 148 yards ... Added 14 tackles on special teams unit ... Helped Special Teams Unit rank first in NFL in special teams rankings compiled by Dallas Morning News ... Made a team-high three unassisted special teams tackles at Cincinnati (12/19) ... Tied the team-high with four catches vs. Pittsburgh (12/20) for a total of 52 yards ... His four receptions were a single-game high.
- ★ **2003 (5/0 - Buffalo):** Was on the 53-man roster for the first 11 weeks of the season and appeared in five games ... Caught his first pass as a pro with an 18-yard reception at N.Y. Jets (10/12)

COLLEGE

Became a major receiving threat as a junior at North Carolina and finished his career with 146 receptions for 2,205 yards and 15 touchdowns ... In 2002 was an All-Atlantic Coast Conference second-team choice as well as a winner of the E. Carrington Smith Award (team MVP-offense) and Art Weiner Award (most outstanding receiver) ... That year he set school single-season records as he caught 68 passes for 990 yards (14.6 avg) and four touchdowns.

PERSONAL

Samuel Aiken was born on Dec. 14, 1980 in Clinton, N.C. ... Was a two-time All-Conference recipient in track, football and basketball at James Kenan High in Warsaw, N.C. ... Was Most Valuable Offensive Player of the Shrine Bowl after catching six passes for 136 yards and a touchdown ... Placed second in the state in the high jump ... Majored in Exercise and Sports Science.



★ As a senior at the University of North Carolina in 2002, Sam set school records with 68 receptions and 990 receiving yards.

★ Sam has averaged nearly one special teams tackle per game over his career, tallying 71 special teams stops in 78 career games.

★ ★ ★ ★ ★ **SAM AIKEN** ★ ★ ★ ★ ★

REGULAR SEASON		RECEIVING					RUSHING				KICK RETURNS				PUNT RETURNS								
Year	Team	G/S	No	Yds	Avg	Lg	TD	No	Yds	Avg	Lg	TD	No	Yds	Avg	Lg	TD	No	FC	Yds	Avg	Lg	TD
2003	Bills	5/5	3	35	11.7	19	0	0	0	0.0	0	0	0	0	0.0	0	0	0	0	0	0.0	0	0
2004	Bills	16/0	11	148	13.5	54	0	0	0	0.0	0	0	0	0	0.0	0	0	0	0	0	0.0	0	0
2005	Bills	16/2	4	57	14.3	22	0	0	0	0.0	0	0	0	0	0.0	0	0	0	0	0	0.0	0	0
2006	Bills	15/0	0	0	0.0	0	0	0	0	0.0	0	0	0	0	0.0	0	0	0	0	0	0.0	0	0
2007	Bills	12/0	1	10	10.0	10	0	0	0	0.0	0	0	0	0	0.0	0	0	0	0	0	0.0	0	0
2008	Patriots	14/2	8	101	12.6	43	0	0	0	0.0	0	0	0	0	0.0	0	0	0	0	0	0.0	0	0
Totals-6 years		78/4	27	351	13.0	54	0	0	0	0.0	0	0	0	0	0.0	0	0	0	0	0	0.0	0	0

Additional Statistics: Special Teams Tackles – 71 (4 in 2003; 14 in 2004; 24 in 2005; 13 in 2006; 6 in 2007; 10 in 2008)



#52

Eric

ALEXANDER

HT: 6-2 WT: 240 lbs

Born: **2/8/82**

Exp. (NFL/Patriots): **5/5**

GP/GS (Playoffs): **31/0 (6/1)**

Acq: **FA-04**

College: **Louisiana State**

Hometown: **Port Arthur, Texas**

LINEBACKER

CAREER TRANSACTIONS

Eric Alexander was signed by the Patriots as a rookie free agent on April 29, 2004 ... Waived by the Patriots (9/5/04) ... Signed to the Patriots practice squad (9/6/04) ... Signed to the Patriots active roster (12/20/04) ... Placed on injured reserve (1/13/04) ... Released by the Patriots (9/3/05) ... Signed to the Patriots practice squad (9/4/05) ... Signed to the Patriots active roster from the practice squad (10/8/05) ... Released by the Patriots (10/11/05) ... Re-signed to the Patriots practice squad (10/12/05) ... Signed to the Patriots active roster from the practice squad (1/30/06) ... Re-signed by the Patriots (3/5/09).

CAREER HIGHLIGHTS

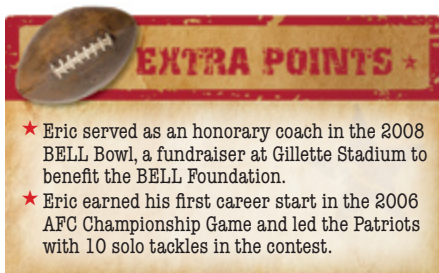
- ★ Alexander enters the 2009 season having played in 31 career games since being signed by the Patriots as a rookie free agent prior to the 2004 season.
- ★ Alexander earned his first career start in the 2006 AFC Championship Game and led the Patriots with 10 solo tackles in the contest.
- ★ Alexander led the Patriots with eight special teams tackles in the 2007 playoffs, and finished fourth on the team with a career-high 14 special teams tackles in the 2007 regular season.
- ★ Alexander has recorded 13 special teams tackles in six career playoff games entering 2009.

SEASONAL REVIEWS

- ★ **2008 (1/0):** Appeared in the season opener against Kansas City (9/7) and was listed as a day-of-game inactive on nine occasions ... Placed on injured reserve on Nov. 22 with a hamstring injury.
- ★ **2007 (12/0, 3/0):** Played in 12 games in his third NFL season and listed as a day-of-game inactive four times ... Set a career high in special teams tackles with 14, a tally that was fourth best on the team ... Led the team with eight special teams tackles in the playoffs ... Led or tied for the team lead in special teams tackles two times during the regular season ... Set a single-game career high with a team-high four special teams tackles in the Patriots' victory over the Philadelphia Eagles (11/25) ... Tied for the team lead with two special teams tackles one week later in a win

at the Baltimore Ravens (12/3) ... Led the team with two special teams tackles in the Patriots' AFC Divisional playoff victory over Jacksonville (1/12).... Contributed a team-high three special teams tackles in the Patriots' victory over the San Diego Chargers in the AFC Championship Game (1/20) ... Tallied a team-high three special teams tackles against the New York Giants in Super Bowl XLII (2/3).

- ★ **2006 (14/0, 3/1):** In his first full season on the active roster, saw action in 14 games and started one playoff game at inside linebacker ... Registered 10 special teams tackles, tying him for fifth on the team ... Led the team or tied for the team lead in special teams tackles four times (vs. BUF, vs. DEN, at BUF, at MIN) ... Teamed with Don Davis to stonewall Terrence McGee at the Buffalo 17-yard line during a fourth quarter kickoff return against Buffalo (9/10) ... Saw significant action at inside linebacker in the nickel package and posted three tackles (2 solo) against Tennessee (12/31) ... Teamed with Heath Evans to stonewall Justin Miller at his own 13-yard line on a third-quarter kickoff return in the Patriots' AFC Wild Card victory over the N.Y. Jets (1/7) ... Tied for the team lead with three special teams tackles on coverage units in the Patriots' AFC Divisional playoff victory over the Chargers (1/14) ... Made his first NFL start at middle linebacker and led the team with 10 solo tackles in the AFC Championship Game against Indianapolis (1/21) ... Registered a sack, a pass defended and a forced fumble ... Sacked Peyton Manning for a 1-yard loss in the second quarter ... Knocked down a pass over the middle intended for Bryan Fletcher late in the fourth quarter.



- ★ Eric served as an honorary coach in the 2008 BELL Bowl, a fundraiser at Gillette Stadium to benefit the BELL Foundation.
- ★ Eric earned his first career start in the 2006 AFC Championship Game and led the Patriots with 10 solo tackles in the contest.

★ **2005 (1/0, 0/0):** Was on the active roster for one game and spent the remainder of the regular season and playoffs as a member of the Patriots practice squad ... Was signed to the practice squad (9/4) and later signed to the active roster (10/8) ... Released (10/11) and re-signed to the practice squad (10/12), where he spent the rest of the season.

★ **2004 (3/0, 0/0):** Played in the final three regular season games after being signed from the practice squad (12/20) ... Member of the practice squad for the first 14 weeks of the season ... Placed on injured reserve (1/13/05) and missed all three playoff games ... Made his NFL debut against the Miami Dolphins (12/20) and recorded two special teams tackles.

COLLEGE

Excelled on special teams for LSU in his first three years before taking over at strong-side outside linebacker during his final campaign ... Moved from strong safety to weak-side linebacker prior to the 2000 season opener ... Started 14 of 39 games during his career, recording 77 tackles (56 solos) with five sacks, 10 stops for losses, nine quarterback pressures, two fumble recoveries, a forced fumble and five pass break-ups ... As a senior, started all year at strong-side outside linebacker, recording a career-high 65 tackles (51 solos), including five sacks for minus 36 yards, nine stops

for losses of 34 yards and nine quarterback pressures ... Played in every game as a junior on special teams ... Played in seven regular season games as a sophomore and in the Sugar Bowl on special teams ... Played in five games as a reserve safety as a freshman.

PERSONAL

Eric Alexander was born the son of Deanna and Tracy Porter on Feb. 8, 1982 in Tyler, Texas ... Attended Stephen F. Austin (Port Arthur, Tex.) High ... Two-time member of the Port Arthur News Super Team ... Honorable mention All-State as well as being selected to the All-Metro squad as both a safety and running back ... Rushed for 1,782 yards and 21 touchdowns as a senior ... Member of the National Honor Society ... Earned letters in football, basketball, baseball and track ... In November 2006, helped pass out Thanksgiving food baskets at Morgan Memorial Goodwill Industries in Boston ... Supporter of the Kids Café Program at the Chelsea Boys and Girls Club ... In 2008, participated in the United Way of Rhode Island's Hometown Huddle at the East Providence Boys & Girls Club, teaching club members how to incorporate nutrition and fitness into their daily routines ... In 2007, attended Chelsea Day in Chelsea, Mass., in support of the Jordan Boys & Girls Club of Chelsea ... Was an engineering major at LSU.

★ ★ ★ ★ ERIC ALEXANDER ★ ★ ★ ★

Pos: LB Ht: 6-2 Wt: 240 Year: 5th Acq: FA-04 College: Louisiana State Born: 2/8/82

REGULAR SEASON			TACKLES					INTERCEPTIONS					MISCELLANEOUS					
Year	Team	G/S	TT	UT	A	S	Yds	No	Yds	Avg	Lg	TD	PD	FF	FR	Yds	TD	SpT
2004	Patriots	3/0	0	0	0	0.0	0.0	0	0	0.0	0	0	0	0	0	0	0	2
2005	Patriots	1/0	0	0	0	0.0	0.0	0	0	0.0	0	0	0	0	0	0	0	0
2006	Patriots	14/0	4	3	1	0.0	0.0	0	0	0.0	0	0	0	0	0	0	0	10
2007	Patriots	12/0	4	4	0	0.0	0.0	0	0	0.0	0	0	0	0	0	0	0	14
2008	Patriots	1/0	0	0	0	0.0	0.0	0	0	0.0	0	0	0	0	0	0	0	0
Totals-5 Years		31/0	8	7	1	0.0	0.0	0	0	0.0	0	0	0	0	0	0	0	26
POSTSEASON			TACKLES					INTERCEPTIONS					MISCELLANEOUS					
Year	Team	G/S	TT	UT	A	S	Yds	No	Yds	Avg	Lg	TD	PD	FF	FR	Yds	TD	SpT
2004	Patriots	0/0																
2005	Patriots	-/-																
2006	Patriots	3/1	10	10	0	1.0	1.0	0	0	0.0	0	0	1	1	0	0	0	5
2007	Patriots	3/0	0	0	0	0.0	0.0	0	0	0.0	0	0	0	0	0	0	0	8
Totals-4 Years		6/1	10	10	0	1.0	1.0	0	0	0.0	0	0	1	1	0	0	0	13





#87

Chris BAKER

HT: 6-3 WT: 258 lbs

Born: 11/18/79

Exp. (NFL/Patriots): 8/1

GP/GS (Playoffs): 99/50 (5/1)

Acq: FA (NYJ)-09

College: Michigan State

Hometown: St. Alban's, N.Y.

TIGHT END

CAREER TRANSACTIONS

Chris Baker was signed by the Patriots as a free agent on March 2, 2009 ... Originally drafted by the New York Jets in the third round (88th overall) of the 2002 NFL Draft ... Placed on injured reserve with a leg injury (11/8/05) ... Released by the Jets (2/20/09).

CAREER HIGHLIGHTS

★ Baker joins the Patriots in 2009 as a veteran of seven NFL seasons, all with the New York Jets (2002-2008), and has played in 99 career games with 50 starts and has

recorded 145 receptions for 1,505 yards (10.4 avg.) and 12 touchdowns.

★ Baker recorded a reception in 26 consecutive games for the Jets spanning the 2006 and 2007 seasons.

★ Baker matched or improved his receptions and yards totals in each of his first six seasons with the Jets.

★ Baker recorded career highs in 2007 with 41 catches for 409 yards (10.0 avg.) in 15 starts.

★ Baker started 14 games in 2006, tallying 31 receptions for 300 yards and four touchdowns. He added five receptions for 68 yards in a Wild Card Playoff loss to the Patriots.



- ★ Chris is a certified travel agent, and has run an online travel website to share his expertise and offer package travel deals. He travels frequently and has toured extensively in the Caribbean and Europe.
- ★ Chris was selected as the New York Jets' Ed Block Courage Award winner in 2006, rebounding from a 2005 season-ending leg injury to produce what were then career highs in all receiving categories.

- ★ Baker played in all 16 games in 2004, catching 18 balls for 182 yards (10.1 avg.) and four touchdowns and adding four receptions for 15 yards (3.8 avg.) in two playoff games.
- ★ Baker appeared in all 16 games in 2003, catching 14 passes for 137 yards (9.8 avg.).
- ★ As a rookie in 2002, he played in 12 games, catching two passes for 14 yards and adding three receptions for 26 yards in two playoff games.

SEASONAL REVIEWS

★ **2008 (16/13 – N.Y. Jets):** Appeared in all 16 games with 13 starts and finished with 21 receptions for 194 yards (9.2 avg.) ... Started in a two-tight end set at Miami (9/7) and made two receptions for 34 yards (17.0 avg.) ... Started in a two-tight end set at San Diego (9/22) and had three receptions for 26 yards (8.7 avg.) ... Started at tight end along with four wide receivers at Oakland (10/19) and led all receivers with a season-high five receptions for 42 yards (8.4 avg.) ... Started at tight end at New England (11/13) and collected three receptions for 11 yards (3.7 avg.) ... Started in a two-tight end set against Buffalo (12/14) and connected on one reception for 19 yards, setting up an 11-yard Jerricho Cotchery touchdown ... Made 50th career start at Seattle (12/21) in a two-tight end set and had a reception for 12 yards.

★ **2007 (15/15 – N.Y. Jets):** Appeared and started in 15 games, garnering new career highs with 41 receptions for 409 yards, adding three touchdowns ... Returned three kickoffs for 18 yards and played a key role on the kickoff return unit that sprung Leon Washington to three touchdown returns ... Had a three-yard touchdown reception from Kellen Clemens at Baltimore (9/16) in the fourth quarter that was the first scoring pass of Clemens' career ... Only reception vs. Miami (9/23) was a four-yard touchdown grab from Chad Pennington with two seconds remaining in the first half to extend the Jets lead to 21-13 ... Surpassed 1,000 career receiving yards at the N.Y. Giants (10/7) ... Recorded four catches for 34 yards and a touchdown against Pittsburgh (11/18) ... The touchdown was the 12th of his career, and his seventh one-yarder, which established a new franchise record, surpassing Anthony Becht ... Hauled in his season-long reception at Dallas (11/22), a 22-yarder from Clemens ... Pulled in a career-high eight receptions (64 yards) at New England (12/16).

★ **2006 (16/14, 1/1 – N.Y. Jets):** Appeared in 16 games, starting 14, recording 31 receptions for 300 yards and four touchdowns, which tied his career high ... Returned two kicks for 14 yards ... Caught the go-ahead touchdown in the season opener at Tennessee (9/10), a 12-yarder from Chad Pennington, in the Jets season-opening, 23-16 victory ... At Buffalo (9/24), hooked up with Pennington on a one-yard

touchdown pass late in the second quarter to give the Jets the lead for good, 14-10 ... Named Jets' Offensive Player of the Week vs. Miami (10/15) after tying his season-high with four receptions for 39 yards ... Hauled in a one-yard touchdown pass from Pennington at Green Bay (12/3) with nine seconds left in the first half, capping off a 31-point first half for the Jets in their 38-10 victory ... Tied his season-high with four receptions for 33 yards at Minnesota (12/17) and recovered an onside kick late in the 26-13 victory ... Set new postseason highs with five receptions for 68 yards in a Wild Card game at New England (1/7), including a 26-yard reception ... Baker's 68 yards were the most by a Jets tight end in the postseason since Mickey Shuler had 116 yards vs. Buffalo in the 1981 Wild Card Playoff Game.

★ **2005 (8/8 – N.Y. Jets):** In eight starts, caught 18 passes for 269 yards, a career-best 14.9 yards per reception, and one touchdown, before a broken leg ended his season vs. San Diego (11/6) ... Saw action on special teams and had two kickoff returns for 11 yards ... Placed on injured reserve (11/8) ... In his first career start at Kansas City (9/11), registered a team-high seven receptions for a team-high 124 yards along with a 23-yard touchdown pass from Jay Fiedler in the last minute of the game ... Became the first Jets tight end to record a 100-yard receiving day since Johnny Mitchell (9-108) at New England on Dec. 10, 1995 ... Caught career-long 47-yard pass against San Diego (11/8) before a broken leg ended his season.

★ **2004 (16/0, 2/0 – N.Y. Jets):** Appeared in all 16 games and two postseason games playing behind Anthony Becht ... Recorded 18 receptions, four for touchdowns, for 182 yards (10.1 avg.) ... Recorded one tackle on special teams ... Caught a one-yard scoring pass at San Diego (9/19), the first regular-season touchdown of his career ... Hauled in three receptions for a season-high 33 yards against Buffalo (10/10) and added a one-yard touchdown catch ... Nabbed his third one-yard touchdown catch of the season in the third quarter of the Monday Night Football game against Miami (11/1) ... Recorded a season-long 23-yard reception at Buffalo (11/7) ... Caught an eight-yard touchdown pass in the second quarter of the regular season finale at St. Louis (1/2) ... Had four receptions in the two playoff games for 15 yards.

★ **2003 (16/0 – N.Y. Jets):** Appeared in all 16 games as a backup tight end to Anthony Becht, catching 14 passes for 137 yards ... Played on special teams, adding three tackles and two kickoff returns for six yards ... Caught his season-long 24-yarder on a fourth-and-one in the fourth quarter against the N.Y. Giants (11/2) ... Part of the kickoff return team that helped block for Jonathan Carter's 90-yard touchdown return at Indianapolis (11/16)

★ **2002 (12/0, 2/0 – N.Y. Jets):** Played in 12 regular season games as a rookie tight end and special teams player ... Logged two receptions for 14 yards, plus one kickoff return for 15 yards during the regular season, and three receptions for 26 yards and a touchdown in the two playoff games ... Made his NFL debut on special teams against Kansas City (10/6) ... Recorded his first career reception, a 10-yarder in the fourth quarter of the Jets victory at San Diego (11/3) ... Scored his first NFL touchdown in his first postseason game against Indianapolis (1/4), a three-yard pass from Chad Pennington on his lone catch of the day in the 41-0 win in the AFC Wild Card game ... Tallied two receptions for 23 yards in the AFC Divisional Playoff loss at Oakland (1/12).

COLLEGE

Made 47 consecutive starts at Michigan State and boasted a string of 24 consecutive games with at least one reception ... Played four seasons from 1998-2001 after redshirting in 1997 ... Set school career records for a tight end with 133

receptions for 1,705 yards (12.8 avg) and 13 touchdowns, topping the previous mark of 107 catches by Mark Brammer (1976-79) ... As a senior in 2001, finished third on the team with 40 catches for 548 yards for four touchdowns ... Caught 33 passes for 461 yards and two touchdowns in 2000 ... In 1999, finished second on the team in receptions (38) and third in receiving yards (391) and touchdown catches (4) ... In 1999 became MSU's most prolific pass-catching tight end in the last two decades, improving upon Al Kimichik's numbers from 1981 when he averaged 3.55 receptions per game.

PERSONAL

Chris Baker was born on Nov. 18, 1979 ... Attended Saline (Mich.) High School, where he was a Associated Press first-team all-state selection in 1996 ... Selected to participate in the Michigan High School Football Coaches Association

East-West All-Star Game in Spartan Stadium ... Had 40 receptions for 989 yards (24.7 avg.) and 11 touchdowns as a senior ... Also played basketball and twice led Saline's basketball team in scoring, averaging better than 14 points, 10 rebounds and three blocks in 1996-97 ... Helped the Hornets win back-to-back Southeastern Conference basketball titles as a junior and senior ... Also lettered in track, winning the league shot put title as a junior ... As voted by his teammates, he received the 2006 Jets' Ed Block Courage Award ... Started his own travel agency in 2006 ... Enjoys fishing and boating ... Handed out Dick's Sporting Goods Gift Cards to underprivileged 7th and 8th graders from Brooklyn, so they could buy holiday gifts for themselves and their families during the 2006 holiday season ... Majored in parks, recreation and tourism at Michigan State ... Son, Chris Jr. was born in January 2007.

★ ★ ★ ★ ★ CHRIS BAKER ★ ★ ★ ★ ★																							
Pos: TE		Ht: 6-3	Wt: 258	Year: 8th	Acq: FA-09	College: Michigan State	Born: 11/18/79																
REGULAR SEASON			RECEIVING					RUSHING					KICK RETURNS					PUNT RETURNS					
Year	Team	P/S	No	Yds	Avg	Lg	TD	No	Yds	Avg	Lg	TD	No	Yds	Avg	Lg	TD	No	FC	Yds	Avg	Lg	TD
2002	Jets	12/0	2	14	7.0	10	0	0	0	0.0	0	0	3	23	7.7	15	0	0	0	0.0	0	0	0
2003	Jets	16/0	14	137	9.8	24	0	0	0	0.0	0	0	2	6	3.0	4	0	0	0	0.0	0	0	0
2004	Jets	16/0	18	182	10.1	23	4	0	0	0.0	0	0	0	0	0.0	0	0	0	0	0.0	0	0	0
2005	Jets	8/8	18	269	14.9	47	1	0	0	0.0	0	0	2	11	5.5	11	0	0	0	0.0	0	0	0
2006	Jets	16/14	31	399	9.7	28	4	0	0	0.0	0	0	2	15	7.5	11	0	0	0	0.0	0	0	0
2007	Jets	15/15	41	409	10.0	22	3	0	0	0.0	0	0	3	18	6.0	10	0	0	0	0.0	0	0	0
2008	Jets	16/13	21	194	9.2	29	0	0	0	0.0	0	0	0	0	0.0	0	0	0	0	0.0	0	0	0
Totals-7 years		99/50	145	1505	10.4	47	12	0	0	0.0	0	0	12	73	6.1	15	0	0	0	0.0	0	0	0
POSTSEASON			RECEIVING					RUSHING					KICK RETURNS					PUNT RETURNS					
Year	Team	P/S	No	Yds	Avg	Lg	TD	No	Yds	Avg	Lg	TD	No	Yds	Avg	Lg	TD	No	FC	Yds	Avg	Lg	TD
2002	Jets	2/0	3	26	8.7	16	1	0	0	0.0	0	0	0	0	0.0	0	0	0	0	0.0	0	0	0
2004	Jets	2/0	4	15	3.8	6	0	0	0	0.0	0	0	0	0	0.0	0	0	0	0	0.0	0	0	0
2006	Jets	1/1	5	68	13.6	26	0	0	0	0.0	0	0	0	0	0.0	0	0	0	0	0.0	0	0	0
Totals-3 years		5/1	12	109	9.1	26	1	0	0	0.0	0	0	0	0	0.0	0	0	0	0	0.0	0	0	0
Additional Statistics: Special Teams Tackles – Career (4); 2003 (3), 2004 (1).																							

Additional Statistics: Special Teams Tackles – Career (4); 2003 (3), 2004 (1).

★ ★ ★ ★ ★ BAKER'S CAREER GAME-BY-GAME ★ ★ ★ ★ ★									★ ★ ★ ★ ★									
2002	Opponent	P/S	Rec	Yds	Avg	Lg	TD	W/L	2004	Opponent	P/S	Rec	Yds	Avg	Lg	TD	W/L	
9/8	at Buffalo			Inactive				W	9/12	Cincinnati	p	1	4	4.0	4	0	W	
9/15	New England			Inactive				L	9/19	at San Diego	p	3	20	6.7	12	1	W	
9/22	at Miami			Inactive				L	10/3	at Miami	p	1	15	15.0	15	0	W	
9/29	at Jacksonville			Inactive				L	10/10	Buffalo	p	3	33	11.0	17	1	W	
10/6	Kansas City	p	0	0	0.0	0	0	L	10/17	San Francisco	p	1	11	11.0	11	0	W	
10/20	Minnesota	p	0	0	0.0	0	0	W	10/24	at New England	p	3	26	8.7	13	0	L	
10/27	Cleveland	p	0	0	0.0	0	0	L	11/1	Miami	p	1	1	1.0	11	1	W	
11/3	at San Diego	p	1	10	10.0	10	0	W	11/7	at Buffalo	p	1	23	23.0	23	0	L	
11/10	Miami	p	0	0	0.0	0	0	W	11/14	Baltimore	p	1	19	19.0	19	0	W	
11/17	at Detroit	p	0	0	0.0	0	0	W	11/21	at Cleveland	p	0	0	0.0	0	0	W	
11/24	Buffalo	p	0	0	0.0	0	0	W	11/28	at Arizona	p	0	0	0.0	0	0	W	
12/2	at Oakland	p	0	0	0.0	0	0	L	12/5	Houston	p	0	0	0.0	0	0	W	
12/8	Denver	p	0	0	0.0	0	0	W	12/12	at Pittsburgh	p	1	5	5.0	5	0	L	
12/15	at Chicago	p	0	0	0.0	0	0	L	12/19	Seattle	p	1	17	17.0	17	0	W	
12/22	at New England	p	1	4	4.0	4	0	W	12/26	New England	p	0	0	0.0	0	0	L	
12/29	Green Bay	p	0	0	0.0	0	0	W	1/2	at St. Louis	p	1	8	8.0	8	1	L	
2002 Totals	12/0	2	14	7.0	10	0	9-7		2004 Totals	16/0	18	182	10.1	23	4	10-6		
1/4	Indianapolis	p	1	3	3.0	3	1	W	1/8	at San Diego	p	2	7	3.5	4	0	W	
1/12	at Oakland	p	2	23	11.5	16	0	L	1/15	at Pittsburgh	p	2	8	4.0	6	0	L	
2002 Postseason	2/0	3	26	8.7	16	1	1-1		2004 Postseason	2/0	4	15	3.8	6	0	1-1		
2003	Opponent	P/S	Rec	Yds	Avg	Lg	TD	W/L	2005	Opponent	P/S	Rec	Yds	Avg	Lg	TD	W/L	
9/4	at Washington	p	0	0	0.0	0	0	L	9/11	at Kansas City	s	7	124	17.7	33	1	L	
9/14	Miami	p	0	0	0.0	0	0	L	9/18	Miami	s	1	3	3.0	3	0	W	
9/21	at New England	p	2	8	4.0	5	0	L	9/25	Jacksonville	s	3	45	15.0	30	0	L	
9/28	Dallas	p	1	19	19.0	19	0	L	10/2	at Baltimore	s	3	29	9.7	21	0	W	
10/12	Buffalo	p	1	6	6.0	6	0	W	10/9	Tampa Bay	s	1	11	11.0	11	0	W	
10/19	at Houston	p	0	0	0.0	0	0	W	10/16	at Buffalo	s	0	0	0.0	0	0	L	
10/26	at Philadelphia	p	2	22	11.0	12	0	W	10/24	at Atlanta	s	1	8	8.0	8	0	L	
11/2	N.Y. Giants	p	1	24	24.0	24	0	L	11/6	San Diego	s	2	49	24.5	47	0	L	
11/9	at Oakland	p	1	8	8.0	8	0	W	11/13	at Carolina			Placed on IR				L	
11/16	at Indianapolis	p	1	5	5.0	5	0	L	2005 Totals	8/8	18	269	14.9	47	1	4-12		
11/23	Jacksonville	p	1	8	8.0	8	0	W										
12/1	Tennessee	p	1	6	6.0	6	0	W										
12/7	at Buffalo	p	0	0	0.0	0	0	L										
12/14	Pittsburgh	p	0	0	0.0	0	0	W										
12/20	New England	p	3	31	10.3	16	0	L										
12/28	at Miami	p	0	0	0.0	0	0	L										
2003 Totals	16/0	14	137	9.8	24	0	6-10											

★ ★ ★ ★ ★ BAKER'S CAREER GAME-BY-GAME (CONT.) ★ ★ ★ ★ ★										
2006	Opponent	P/S	Rec	Yds	Avg	Lg	TD	W/L		
9/10 at	Tennessee	S	4	34	8.5	12t	1	W		
9/17 at	New England	S	1	5	5.0	5	0	L		
9/24 at	Buffalo	S	3	15	5.0	7	1	W		
10/1 at	Indianapolis	S	1	6	6.0	6	0	L		
10/8 at	Jacksonville	S	0	0	0.0	0	0	L		
10/15	Miami	P	4	39	9.8	16	0	W		
10/22	Detroit	S	1	16	16.0	16	0	W		
10/29 at	Cleveland	S	1	17	17.0	17	0	L		
11/12 at	New England	S	1	7	7.0	7	0	W		
11/19	Chicago	S	1	3	3.0	3	0	L		
11/26	Houston	S	1	28	28.0	28	0	W		
12/3 at	Green Bay	P	4	50	12.5	22	1	W		
12/10	Buffalo	S	2	17	8.5	10	0	L		
12/17 at	Minnesota	S	4	33	8.3	12	0	W		
12/25 at	Miami	S	1	11	11.0	11	0	W		
12/31	Oakland	S	2	19	9.5	18	1	W		
2006 Totals	16/14		31	399	9.7	28	4	10-6		
1/7 at	New England	S	5	68	13.6	26	0	L		
2006 Postseason	1/1		5	68	13.6	26	0	0-1		
2007	Opponent	P/S	Rec	Yds	Avg	Lg	TD	W/L		
9/9	New England	S	2	29	14.5	16	0	L		
9/16 at	Baltimore	S	1	3	3.0	3t	1	L		
9/23	Miami	S	1	4	4.0	4t	1	W		
9/30 at	Buffalo	S	3	24	8.0	11	0	L		
10/7 at	N.Y. Giants	S	3	52	17.3	18	0	L		
10/14	Philadelphia	S	2	12	6.0	7	0	L		
10/21 at	Cincinnati			Inactive				L		
10/28	Buffalo	S	1	11	11.0	11	0	L		
11/4	Washington	S	4	42	10.5	14	0	L		
11/18	Pittsburgh	S	4	34	8.5	14	1	W		
11/22 at	Dallas	S	3	36	12.0	22	0	L		
12/2 at	Miami	S	2	10	5.0	7	0	W		
12/9	Cleveland	S	3	48	16.0	19	0	L		
12/16 at	New England	S	8	64	8.0	13	0	L		
12/23 at	Tennessee	S	4	40	10.0	18	0	L		
12/30	Kansas City	S	0	0	0.0	0	0	W		
2007 Totals	15/15		41	409	10.0	22	3	4-12		
2008	Opponent	P/S	Rec	Yds	Avg	Lg	TD	W/L		
9/7 at	Miami	S	2	34	17.0	29	0	W		
9/14	New England	S	0	0	0.0	0	0	L		
9/22 at	San Diego	S	3	26	8.7	9	0	L		
9/28	Arizona	P	1	9	9.0	9	0	W		
10/12	Cincinnati	S	1	6	6.0	6	0	W		
10/19 at	Oakland	S	5	42	8.4	12	0	L		
10/26	Kansas City	P	0	0	0.0	0	0	W		
11/2 at	Buffalo	S	0	0	0.0	0	0	W		
11/9	St. Louis	P	0	0	0.0	0	0	W		
11/13 at	New England	S	3	11	3.7	5	0	W		
11/23 at	Tennessee	S	0	0	0.0	0	0	W		
11/30	Denver	S	1	7	7.0	7	0	L		
12/7 at	San Francisco	S	1	15	15.0	15	0	L		
12/14	Buffalo	S	1	19	19.0	19	0	W		
12/21 at	Seattle	S	1	12	12.0	12	0	L		
12/28	Miami	S	2	13	6.5	12	0	L		
2008 Totals	16/13		21	194	9.2	29	0	9-7		





#95

Tully BANTA-CAIN

LINEBACKER

HT: **6-2** WT: **250 lbs**
Born: **8/28/80**
Exp. (NFL/Patriots): **7/5**
GP/GS (Playoffs): **82/15 (10/2)**
Acq: **FA (SF)-09**
College: **California**
Hometown: **Sunnyvale, Calif.**

SUPER BOWLS

03 04

CAREER TRANSACTIONS

Tully Banta-Cain was originally drafted by the New England Patriots in the seventh round (239th overall) of the 2003 NFL Draft ... Signed by the San Francisco 49ers as an unrestricted free agent (3/3/07) ... Released by the 49ers (2/11/09) ... Signed by the Patriots as a free agent (2/18/09).


CAREER HIGHLIGHTS

- ★ Banta-Cain returns to the Patriots in 2009 after having played for the Patriots for four seasons from 2003-06, playing in 54 games with five starts over that period.
- ★ For his career, Banta-Cain has played in 82 games with 15 starts and has recorded 127 tackles (79 solo), 12.0 sacks, one interception, one forced fumble, two fumble recoveries and 71 special teams tackles.
- ★ Banta-Cain played for the San Francisco 49ers for two seasons (2007-08), playing in 28 games with 10 starts.
- ★ In 2007, he played in every game for the 49ers with a career-high 10 starts and had a career-high 59 tackles (37 solo), 3.5 sacks and a fumble recovery in the end zone for his first career touchdown.
- ★ In 2006, Banta-Cain played in every game for the Patriots and finished fourth on the team with a career-high 5.5 sacks while starting five regular-season contests and making 40 tackles.
- ★ Banta-Cain started four of the final five regular-season games in 2006, after Mike Vrabel moved to inside linebacker following a season-ending injury to Junior Seau.
- ★ In 2004, he played in every regular-season and playoff game, and his 23 special teams tackles in the regular season ranked second on the Patriots.

- ★ Banta-Cain recorded three takeaways in 2004, intercepting a pass and recovering one fumble on defense and one fumble on special teams.
- ★ Banta-Cain registered his first career sack as a rookie, dropping Drew Bledsoe for a seven-yard loss in the Patriots' 31-0 victory over Buffalo (12/27/03).
- ★ Banta-Cain is one of 11 players on the 2009 Patriots who have earned multiple Super Bowl rings with New England. He was a part of the Patriots' 2003 and 2004 championship squads.

SEASONAL REVIEWS

- ★ **2008 (12/0 – San Francisco):** Played in 12 games and recorded seven tackles (3 solo) and 19 special teams stops ... Was utilized as an outside pass-rusher and was a core member of special teams units ... Inactive for the first four games of the season ... Made his season debut vs. New England (10/5) and recorded three assisted tackles and 0.5 sacks while also playing on special teams.



EXTRA POINTS

- ★ Tully's first name is the product of a dream his mother had the night before he was born.
- ★ On Oct. 30, 2006, Tully and his wife, Brigitte, celebrated the birth of their first child, and that night, Tully was inspired to set a career-high with 2.5 sacks in the Patriots' 31-7 win over the Minnesota Vikings.

★ **2007 (16/10 – San Francisco):** Played in all 16 games and set career-highs in starts (10) and tackles (59) after joining the 49ers in the off-season ... Finished with 59 tackles, 3.5 sacks, two passes defended, and one fumble recovery for a touchdown ... Recovered a fumble in the end zone for game-winning overtime touchdown score at Arizona (11/25) ... It marked his first career touchdown as he jumped on the fumble in the end zone after DE Ronald Fields sacked QB Kurt Warner and forced a fumble ... Became only the third player in NFL history to end an overtime game with a fumble recovery for a touchdown, but his was the first to be recovered in the end zone ... The others were by Johnnie Cooks of the Baltimore Colts at New England (52 yards on September 4, 1983) and Glenn Cadrez of Denver vs. Seattle (37 yards on December 19, 1999) ... Established a career-high nine tackles to go along with one sack at Carolina (12/2) ... Totaled eight tackles and one sack vs. Tampa Bay (12/23).

★ **2006 (16/5, 3/2):** Finished fourth on the Patriots with a career-high 5.5 sacks ... Led the team or tied for the team lead in sacks three times ... Tied for the team lead in special teams tackles four times in 2006 ... Started his first career NFL game at outside linebacker in the Patriots' 19-17 victory over Buffalo (9/10) ... Provided the initial pass rush from the outside during Ty Warren's safety of JP Losman in the fourth quarter ... Collected a solo tackle on special teams coverage units ... Teamed with Jarvis Green to drop Chad Pennington for a 6-yard sack against the Jets (9/17) ... Saw significant action as a reserve at outside linebacker at Minnesota (10/30) ... Registered three tackles (2 solo), two and a half sacks and two quarterback hits in the Patriots' commanding 31-7 road win against the Vikings ... Dropped Brad Johnson for a 2-yard sack with a fierce pass rush at the end of the second quarter ... Teamed with Jarvis Green to drop Brooks Bollinger for a 9-yard sack in the fourth quarter ... Came off the edge and sacked Bollinger for a 9-yard loss in the fourth quarter ... Started at outside linebacker against Detroit (12/3) and registered five tackles (3 solo) in the Patriots' 28-21 comeback victory over the Lions ... Started at outside linebacker against Houston (12/17) ... Registered a career-high seven tackles (3 solo), two sacks and a forced fumble in the Patriots' commanding 40-7 victory over the Texans ... Halted a Texans drive by strip-sacking David Carr for a 6-yard loss on a third-and-six play in the second quarter but the fumble was recovered by Chester Pitts at the Houston 16-yard line ... Blitzed off left guard and sacked Carr for an 8-yard loss in the second quarter ... Started at outside linebacker and collected five solo tackles and a quarterback hit in the Patriots' 24-21 division-clinching win over the Jaguars (12/24) ... Started at outside linebacker in the Patriots' playoff contest against the Jets (1/7) ... Registered three solo tackles, two sacks, three quarterback hits and a pass defended ... Sacked Chad Pennington for a 2-yard loss on the Jets' first play from scrimmage in the first quarter ... Came off the edge and dropped Pennington for a 12-yard sack late in the fourth quarter ... Started at outside linebacker and collected a fumble recovery in the Patriots' 24-21 AFC Divisional playoff victory over the Chargers (1/14) ... Recovered a Philip Rivers fumble after a Mike Vrabel strip-sack on a fourth-and-11 play in the first quarter.

★ **2005 (13/0, 2/0):** Participated in 13 regular-season games and collected 10 special teams tackles ... Pinned the Broncos deep in their own territory by downing Josh Miller's 48-yard punt at the Denver 2-yard line (10/16) ... Tied for the team lead with two special teams tackles against Indianapolis (11/7) ... Registered two special teams tackle on coverage units against Tampa Bay (12/17) ... Saw significant action at outside linebacker against Miami (1/1) and collected seven tackles (4 solo) and 0.5 sacks ... Teamed with Ty Warren to stuff Gus Frerotte for a 4-yard

sack in the second quarter ... Combined with Matt Chatham to stuff Ricky Williams for a 3-yard loss on a rush off right tackle in the fourth quarter.

★ **2004 (16/0, 3/0):** Finished second on the team with 23 special teams tackles ... Led the team or tied for the team lead in special teams tackles three times ... Registered his first career interception against Buffalo (11/14) ... Recorded his first career fumble recovery in the season finale against San Francisco (1/2) ... Saw action as a reserve on defense at St. Louis (11/7) and tallied four defensive tackles (2 solo), setting a career high that he also tied later in the season ... Had the most statistically productive game of his career to that point against Buffalo (11/14), tallying three tackles (2 solo), 1.5 sacks and an interception while also leading the team with four special teams tackles ... Dropped Drew Bledsoe for a solo sack and a loss of a yard, then later teamed with Rosevelt Colvin to sack Bledsoe for a 5-yard loss ... Registered his first career interception when he picked off a J.P. Losman pass intended for Tim Euhus ... Tied for the team lead with three special teams tackles against Cincinnati (12/12) ... Led the team with three special teams tackles at the N.Y. Jets (12/26) ... Recovered a fumble on a bouncing kickoff that knocked off of a Jets player just before halftime ... Registered four tackles (2 solo) and a fumble recovery against San Francisco (1/2) ... Recovered a Maurice Hicks fumble at the Patriots' 34-yard line, starting a Patriots drive that ended in a touchdown.

★ **2003 (9/0, 2/0):** Played in nine of the final 10 games after being activated off the Physically Unable to Perform List (10/19/03) ... Registered nine special teams tackles in nine games ... Patriots special teams ranked second in the NFL in punt coverage, allowing just 6.3 yards per punt return ... Registered his first career sack against Buffalo (12/27) ... Made his NFL debut in the Patriots thrilling 19-13 overtime victory over the Dolphins (10/19) ... Made a special teams stop on Charlie Rogers on the opening kickoff of overtime ... Registered three special teams tackles in the Patriots' 30-26, come-from-behind victory over the Broncos on Monday Night Football (11/3) ... Stopped Deltha O'Neal for a one-yard loss on Ken Walter's 64-yard free kick following an intentional safety in the fourth quarter, setting up a key three-and-out ... Saw action at outside linebacker in the second half against Buffalo (12/27) and participated on special teams ... Registered his first career sack, dropping Drew Bledsoe for a seven-yard loss.

COLLEGE

Banta-Cain played four seasons at California (1999-2002) after redshirting in 1998 ... Recorded 112 tackles (91 solos), 26.5 sacks for 230 yards, 52 stops behind the line of scrimmage, three fumble recoveries and eight forced fumbles in 39 games ... Only Andre Carter (31, 1997-2000) and Regan Upshaw (28, 1993-95) had more quarterback sacks in a career for the Bears ... His 52 stops for losses ranked fourth in school annals ... Arrived at Cal as an outside linebacker, but made the switch to rush end before his sophomore year ... All-Pac 10 Conference first-team choice in 2002, as he finished second in the conference in sacks and tackles for losses ... Named team Defensive Most Valuable Player ... Recorded 39 tackles (30 solos) with 13 sacks for 100 yards and 22 stops for losses of 126 yards ... Only Andre Carter (13.5 in 2000) had more sacks in a season for the Bears ... Recipient of the Brick Muller Award in 2001, given to the team's Most Valuable Defensive Lineman ... Recorded 33 tackles (26 solos) with eight sacks and 17 stops for losses of 80 yards ... Recipient of the Bob Tessler Award as the team's most improved lineman in 2000 ... Recorded 35 tackles (31 solos) with 5.5 sacks for 73 yards and 13 stops for losses of 92 yards ... Appeared in five games on special teams in 1999, recording five tackles (4 solos).

PERSONAL

Tully Banta-Cain was born the son of Adam Cain and Joya Banta on Aug. 28, 1980 in Mountain View, California ... Father played football in the Navy ... Attended Fremont (Mountain View, Calif.) High ... Played a number of positions, including tailback, tight end, defensive end, linebacker and

kick returner ... Earned first team All-League honors as an outside linebacker his senior season after being named the league's Defensive Player of the Year as a junior ... Also gained more than 1,000 yards as a running back ... Majored in American Studies at California ... Tully and his wife, Brigitte, have two children.

★ ★ ★ ★ ★ TULLY BANTA-CAIN ★ ★ ★ ★ ★																			
Pos: LB		Ht: 6-2	Wt: 250		Year: 7th		Acq: FA(SF)-09		College: California				Born: 8/28/80						
REGULAR SEASON			TACKLES					INTERCEPTIONS					MISCELLANEOUS						
Year	Team	G/S	TT	UT	A	S	Yds	No	Yds	Avg	Lg	TD	PD	FF	FR	Yds	TD	SpT	
2003	Patriots	9/0	3	2	1	1.0	7.0	0	0	0	0	0	0	0	0	0	0	9	
2004	Patriots	16/0	11	6	5	1.5	3.5	1	4	4.0	4	0	1	0	1	0	0	23	
2005	Patriots	13/0	7	4	3	0.5	2.0	0	0	0.0	0	0	0	0	0	0	0	10	
2006	Patriots	16/5	40	27	13	5.5	35.5	0	0	0.0	0	0	0	1	0	0	0	10	
2007	49ers	16/10	59	37	22	3.5	16.0	0	0	0.0	0	0	2	0	1	0	1	0	
2008	49ers	12/0	7	4	3	0.5	3.0	0	0	0.0	0	0	0	0	0	0	0	19	
Totals – 6 years		82/15	127	80	47	12	62.0	1	4	4.0	4	0	3	1	2	0	1	71	
POSTSEASON			TACKLES					INTERCEPTIONS					MISCELLANEOUS						
Year	Team	G/S	TT	UT	A	S	Yds	No	Yds	Avg	Lg	TD	PD	FF	FR	Yds	TD	SpT	
2003	Patriots	2/0	1	0	1	0.0	0.0	0	0	0	0	0	0	0	0	0	0	1	
2004	Patriots	3/0	0	0	0	0.0	0.0	0	0	0	0	0	0	0	0	0	0	2	
2005	Patriots	2/0	0	0	0	0.0	0.0	0	0	0	0	0	0	0	0	0	0	1	
2006	Patriots	3/2	6	6	0	2.0	14.0	0	0	0	0	0	1	0	1	0	0	0	
Totals – 4 years		10/2	7	6	1	2.0	14.0	0	0	0	0	0	1	0	1	0	0	4	
Additional Statistics: Kickoff Returns – Career: 4 for 60 yards. 2004: 1 for 21 yards. 2005: 1 for 14 yards. 2006: 2 for 25 yards.																			

Additional Statistics: Kickoff Returns - Career: 4 for 60 yards. 2004: 1 for 21 yards. 2005: 1 for 14 yards. 2006: 2 for 25 yards.

★ ★ ★ ★ ★ BANTA-CAIN'S CAREER GAME-BY-GAME ★ ★ ★ ★ ★																			
2003 Defensive Stats: 1 solo tackle, 1 assist, 1 special teams tackle (at Miami 10/19); 3 special teams tackles (at Denver 11/03); 2 special teams tackles (at Indianapolis 11/30); 1 solo tackle, 1 special teams tackle (at N.Y. Jets 12/20); 1 sack, 1 special teams tackle (vs. Buffalo 12/27) 2003 Postseason Stats: 1 special teams tackle (vs. Indianapolis, 01/16).																			
2004 Opponent P/S TT UT A S Yds Int Yds PD FF FR Spt W/L Score 09/09 Indianapolis p 0 0 0 - - - - - - - - - 2 W 27-24 09/19 at Arizona p 0 0 0 - - - - - - - - - 1 W 23-12 10/03 at Buffalo p 0 0 0 - - - - - - - - - 1 W 31-17 10/10 Miami p 0 0 0 - - - - - - - - - 1 W 24-10 10/17 Seattle p 0 0 - - - - - - - - - 1 W 30-20 10/24 N.Y. Jets p 0 0 - - - - - - - - - 1 W 13-7 10/31 at Pittsburgh p 0 0 0 - - - - - - - - - 1 L 20-34 11/07 at St. Louis p 4 2 2 - - - - - - - - - W 40-22 11/14 Buffalo p 3 2 1 1.5 3.5 1 4 1 - - - 4 W 29-6 11/22 at Kansas City p 0 0 0 - - - - - - - - - 1 W 27-19 11/28 Baltimore p 0 0 0 - - - - - - - - - 2 W 24-3 12/05 at Cleveland p 0 0 0 - - - - - - - - - 1 W 42-15 12/12 Cincinnati p 0 0 0 - - - - - - - - - 3 W 35-28 12/20 at Miami p 0 0 0 - - - - - - - - - 1 L 28-29 12/26 at N.Y. Jets p 0 0 0 - - - - - - - - - 3 W 23-7 01/02 St. Louis p 4 2 2 - - - - - - - - - 1 W 21-7 2004 Totals 16/0 11 6 5 1.5 3.5 1 4 1 0 1 23 14-2 01/16 Indianapolis p 0 0 0 - - - - - - - - - 1 W 20-3 01/23 at Pittsburgh p 0 0 0 - - - - - - - - - 1 W 41-27 02/06 * Philadelphia p 0 0 0 - - - - - - - - - W 24-21 2004 Postseason 3/0 0 0 0 0 0 0 0 0 0 0 2 3-0																			
2005 Defensive Stats: 1 special teams tackle (vs. San Diego, 10/02); 1 special teams tackle (at Atlanta, 10/09); 1 special teams tackle (at Denver, 10/16); 1 special teams tackle (vs. Buffalo, 10/30); 2 special teams tackles (vs. Indianapolis, 11/07); 1 special teams tackle (at Miami, 11/13); 1 special teams tackle (vs. New Orleans, 11/20); 2 special teams tackle (vs. Tampa Bay, 12/17); 7 total tackles, 4 solo tackles, 3 assists, 0.5 sacks (vs. Miami, 01/01/06). 2005 Postseason Stats: 1 special teams tackle (at Denver, 01/14).																			
2006 Opponent P/S TT UT A S Yds Int Yds PD FF FR Spt W/L Score 09/10 Buffalo S 3 2 1 - - - - - - - - - 1 W 19-17 09/17 at N.Y. Jets p 2 2 0 0.5 3.0 - - - - - - - 1 W 24-17 09/24 Denver p 0 0 0 - - - - - - - - - 1 L 7-17 10/01 at Cincinnati p 5 2 3 - - - - - - - - - W 36-13 10/08 Miami p 1 1 0 - - - - - - - - - W 20-10 10/22 at Buffalo p 1 0 1 - - - - - - - - - 1 W 28-6 10/30 at Minnesota p 3 2 1 2.5 15.5 - - - - - - 1 W 31-7 11/05 Indianapolis p 0 0 0 - - - - - - - - - 1 L 20-27 11/12 N.Y. Jets p 0 0 0 - - - - - - - - - 2 L 14-17 11/19 at Green Bay p 1 1 0 0.5 5.0 - - - - - - 2 W 35-0 11/26 Chicago p 3 2 1 - - - - - - - - - W 17-13 12/03 Detroit S 5 3 2 - - - - - - - - - W 28-21																			
12/10 at Miami p 1 1 0 - - - - - - - - - L 0-21 12/17 Houston S 7 3 4 2.0 12.0 - - - - - 1 - W 40-7 12/24 at Jacksonville S 5 5 0 - - - - - - - - - W 24-21 12/31 at Tennessee S 3 3 0 - - - - - - - - - W 40-23 2006 Totals 16/5 40 27 13 5.5 35.5 0 0 0 1 0 10 12-4 01/14 N.Y. Jets S 3 3 0 2.0 14.0 - - - - - 1 - W 37-16 01/07 at San Diego S 0 0 0 - - - - - - - - - 1 - W 24-21 01/21 at Indianapolis p 3 3 0 - - - - - - - - - L 34-38 2006 Postseason 3/2 6 6 0 2.0 14.0 0 0 0 1 0 1 0 2-1 2007 Opponent P/S TT UT A S Yds Int Yds PD FF FR Spt W/L Score 09/10 Arizona S 5 3 2 - - - - - - - - - W 20-17 09/16 at St. Louis S 4 1 3 0.5 3.0 - - - - - - W 17-16 09/23 at Pittsburgh S 3 2 1 - - - - - - - - - L 16-37 09/30 Seattle p 4 3 1 1.0 0.0 - - - - - - L 3-23 10/07 Baltimore S 3 2 1 - - - - - 1 - - - L 7-9 10/21 at N.Y. Giants p 2 1 1 - - - - - - - - - L 15-33 10/28 New Orleans p 2 1 1 - - - - - - - - - L 10-31 11/04 at Atlanta S 4 1 3 - - - - - - - - - L 16-20 11/12 at Seattle S 3 2 1 - - - - - - - - - L 0-24 11/18 St. Louis S 4 2 2 - - - - - - - - - L 9-13 11/25 at Arizona S 0 0 0 - - - - - - - - - 1 - Wot 37-31 12/02 at Carolina S 9 6 3 1.0 5.0 - - - - - - L 14-31 12/09 Minnesota p 2 1 1 - - - - - - - - - L 7-27 12/15 Cincinnati p 2 2 0 - - - - - - - - - 1 - W 20-13 12/23 Tampa Bay S 8 6 2 1.0 8.0 - - - - - - W 21-19 12/30 at Cleveland p 4 4 0 - - - - - - - - - L 7-20 2007 Totals 16/10 59 37 22 3.5 16.0 0 0 0 2 0 1 0 5-11 2008 Opponent P/S TT UT A S Yds Int Yds PD FF FR Spt W/L Score 09/14 Arizona Inactive - - - - - - - - - L 13-23 09/14 at Seattle Inactive - - - - - - - - - W at 33-30 09/21 Detroit Inactive - - - - - - - - - W 31-13 09/28 at New Orleans Inactive - - - - - - - - - L 17-31 10/05 New England p 4 1 3 0.5 3.0 - - - - - 1 L 21-30 10/12 Philadelphia p 0 0 0 - - - - - - - - - 1 L 26-40 10/19 at N.Y. Giants p 0 0 0 - - - - - - - - - 4 L 17-29 10/26 Seattle p 0 0 0 - - - - - - - - - 1 L 13-34 11/10 at Arizona p 0 0 0 - - - - - - - - - 3 L 24-29 11/16 St. Louis p 2 2 0 - - - - - - - - - 1 W 35-16 11/23 at Dallas p 1 1 0 - - - - - - - - - L 22-35 11/30 at Buffalo p 0 0 0 - - - - - - - - - 3 W 10-3 12/07 N.Y. Jets p 0 0 0 - - - - - - - - - 1 W 24-14 12/14 at Miami p 0 0 0 - - - - - - - - - L 9-14 12/21 at St. Louis p 0 0 0 - - - - - - - - - 1 W 17-16 12/28 Washington p 0 0 0 - - - - - - - - - 3 W 27-24 2008 Totals 12/0 7 4 3 0.5 3.0 0 0 0 1 0 0 19 7-9																			

Banta-Cain




#23
Leigh BODDEN
 HT: 6-1 WT: 193 lbs
 Born: 9/24/81
 Exp. (NFL/Patriots): 7/1
 GP/GS (Playoffs): 75/53 (0/0)
 Acq: FA (DET)-09
 College: Duquesne
 Hometown: Hyattsville, Md.
CORNERBACK

CAREER TRANSACTIONS

Leigh Bodden was signed by the Patriots as a free agent on March 11, 2009 ... Originally signed by the Cleveland Browns as a rookie free agent (5/2/03) ... Placed on injured reserve with a pectoral injury (11/9/04) ... Traded by the Browns to the Detroit Lions (3/1/08) in exchange for DT Shaun Rogers ... Released by the Lions (2/9/09).

CAREER HIGHLIGHTS

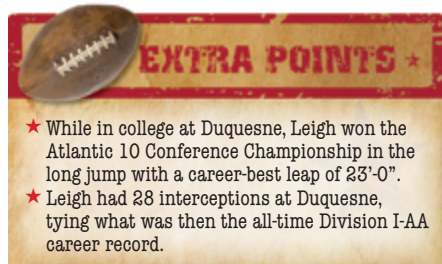
- ★ Bodden joins the Patriots in 2009 as a veteran of six NFL seasons with the Cleveland Browns (2003-07) and Detroit Lions (2008).
- ★ Bodden enters 2009 having played in 75 career games with 53 starts and has recorded 287 tackles (215 solo), 13 interceptions for 132 yards, 58 passes defended, six forced fumbles, five fumble recoveries and 30 special teams tackles.
- ★ In 2008 with Detroit, Bodden played in 16 games with 15 starts and tied for fifth on the team with 80 tackles (68 solo). Additionally, he tied for the team lead with three forced fumbles and also tied the club best with two fumble recoveries.
- ★ Bodden spent the first five years of his career with Cleveland after being signed by the Browns as an undrafted rookie free agent from Duquesne on May 2, 2003.
- ★ In 2007, Bodden started every game and led the Browns with a career-high six interceptions and also set a personal best with 92 tackles.
- ★ Bodden tied for second in the NFL in 2007 with nine individual takeaways (six interceptions and three fumble recoveries).
- ★ In 2005, Bodden earned a spot as a full-time starter, playing in 13 games with 11 starts and had 59 tackles while tying for the team lead with three interceptions and pacing the club with 20 passes defensed.
- ★ Bodden returned a blocked field goal 59 yards for a touchdown against Pittsburgh in 2005.
- ★ In his first two NFL seasons (2003-04), Bodden appeared in 21 games with two starts, recording a total of 21 tackles, one interception and 29 special teams tackles.


SEASONAL REVIEWS

- ★ **2008 (16/15 – Detroit):** In his lone season with the Detroit Lions, tied for fifth on the team with 80 tackles (68 solo) ... Tied for the team lead with three forced fumbles and also tied the club lead with two fumble recoveries ... Recorded four solo stops, a forced fumble, a fumble recovery, one interception and three passes defensed at Minnesota (10/12) ... Recorded a season-best nine tackles (eight solo) vs. Washington (10/26) ... Posted three tackles, two passes defensed and a forced fumble at Carolina (11/16) ... Notched six tackles (four solo), one pass defensed and a fumble recovery vs. New Orleans (12/21).
- ★ **2007 (16/16 – Cleveland):** Started every game and led the Browns with a career-high six interceptions and 14 passes defensed ... Also ranked fourth on the club with a

career-high 92 tackles (68 solo) ... Finished fifth among NFL cornerbacks with 88 credited tackles according to NFL.com press box stats, and he was the only NFL player to have at least 88 tackles and six interceptions ... Talled three tackles (two solo), one fumble recovery and one interception with 0:20 seconds remaining in the game to secure the Browns 51-45 victory vs. Cincinnati (9/16) ... Matched a career-high eight solo tackles, one interception for 12 yards and a pass defense vs. Baltimore (9/30) ... Ranked second on the club with a career-high nine tackles (five solo) and one interception for 26 yards vs. Miami (10/14) ... Recorded his team-leading third interception in the second quarter at the 50-yard line and returned it 26 yards to set up a 24-yard touchdown pass ... Tied for the team lead with seven solo tackles, and added one interception and one pass defensed at St. Louis (10/28) ... In the fourth quarter, made a key interception at the Cleveland 28-yard line with only 0:38 seconds remaining to preserve a 27-20 road victory ... Led the team with nine tackles (seven solo) and one fumble recovery vs. Seattle (11/4) ... Totaled seven tackles (five solo), two pass defenses and one fumble recovery vs. Houston (11/25) ... Part of a defensive effort that forced three turnovers, 2.0 sacks and limited Houston to only 77 net yards rushing ... Added six tackles (five solo) and a pass defense vs. Buffalo (12/16) ... Helped give the Browns their first shutout since 2005 and held the Bills to 232 net yards of offense ... Added three solo tackles, two interceptions for 42 yards and a pass defense at Cincinnati (12/23) ... Recorded his first multi-interception game of his career.

★ **2006 (9/9 – Cleveland):** Was limited due to ankle injuries throughout the year and started nine contests compiling 35 tackles (22 solo), two interceptions for 48 yards, one forced fumble and 11 pass defenses ... Started at left cornerback and matched a then career-high eight tackles (six solo), and two pass defenses vs. New Orleans (9/10) ... Finished with four tackles (three solo), two pass defenses and recorded an interception for 35 yards in the fourth quarter at Cincinnati (9/17) ... Part of a defensive effort that limited the Jets to only 193 net yards of total offense, including 88 net yards rushing, and forced three turnovers vs. N.Y. Jets (10/29) ... Started and recorded five tackles (two solo) and forced a fumble in the second quarter vs. Pittsburgh (12/7) ... Recorded two tackles (one solo), one pass defensed and one interception for 13 yards in the second quarter to stop a potential scoring drive at Baltimore (12/17).




EXTRA POINTS
 ★ While in college at Duquesne, Leigh won the Atlantic 10 Conference Championship in the long jump with a career-best leap of 23'-0".
 ★ Leigh had 28 interceptions at Duquesne, tying what was then the all-time Division I-AA career record.

★ **2005 (13/11 – Cleveland):** Made a then career-high 59 tackles (39 solo), three interceptions, 20 pass defenses and two forced fumbles ... Led the team in passes defended and tied for the team lead with three interceptions ... Scored a touchdown on a 59-yard blocked field goal return at Pittsburgh (11/13) ... Started at right cornerback in the season opener vs. Cincinnati (9/11), and totaled five tackles, one forced fumble and one interception in the end zone, the second pick of his career ... Started at Houston (10/30) and totaled a then career-high eight tackles (5 solo), one interception and three pass defenses ... Made his second interception of the year in the first quarter ... Started at Pittsburgh (11/13), and matched a then career-high with eight tackles (five solo), and one pass defended ... In the fourth quarter, scooped up a blocked field goal attempt (44 yards) at the Pittsburgh 41-yard line and returned it 59 yards for a touchdown ... Started at Oakland (12/18), and totaled six tackles, one tackle for loss, one interception for six yards and a career-high four pass defenses. Recorded his team-leading third interception of the year in the third quarter.

★ **2004 (8/1 – Cleveland):** Played in eight games and totaled nine tackles (eight solo) ... Was a standout on special teams and finished the season tied for the team lead with 18 special teams tackles and a forced fumble, despite missing half the season with a pectoral injury ... Opened the season vs. Baltimore (9/12), and played corner in the nickel defensive package with two solo tackles and a team-high five special teams tackles ... Added a team-high three special teams tackles at Dallas (9/19) ... Started for the injured Daylon McCutcheon, making his second career start, at New York Giants (9/26), and recorded five tackles (four solo) ... Played on special teams at Pittsburgh (10/10), with a team-high four special teams tackles ... Placed on Injured Reserve (11/9) with a pectoral injury.

★ **2003 (13/1 – Cleveland):** Earned a spot on the roster as an undrafted rookie free agent and played in 13 games and totaled 12 tackles (10 solo), one interception, three pass defenses and contributed 11 tackles on special teams ... Made his NFL debut on special teams vs. Indianapolis (9/7), with one special teams tackle ... Added his first career

interception vs. Arizona (11/16), in the fourth quarter ... Made his first career start at Seattle (11/30) and marked a season-high seven tackles (6 solo) and one pass defense ... In the regular season finale at Cincinnati (12/28), recorded five tackles (four solo), a season-high two pass defenses and added two special teams tackles.

COLLEGE

Two-time consensus All-American helped Duquesne to four consecutive Metro Atlantic Athletic Conference Football League titles (1999, 2000, 2001, 2002) ... Duquesne went 37-8 overall and 27-1 in MAAC play during his four-year career ... Finished his career tied for second on the all-time NCAA I-AA interception list with 28 ... Holds every Duquesne interception record ... As a senior, finished the season with seven interceptions for 71 yards, 23 tackles and a team-high four fumble recoveries ... As a junior, tied his own school record with 9 interceptions for 51 yards and one touchdown ... Established a school record as a sophomore with nine interceptions in 11 games ... As a freshman, had four interceptions ... Was a three-year member of the Duquesne track team and scored a total of 12 points for the Dukes at the 2002 Atlantic 10 outdoor championship ... Won the Atlantic 10 long jump with a career-best 23'-0" leap ... In the process became Duquesne's first outdoor men's track conference champion ... Also finished seventh in the 100-meter dash with a career-best time of 11:08 and was also part of the 4x100 relay team.

PERSONAL

Leigh Edmond Bodden was born on Sept. 24, 1981 in Hyattsville, Md. ... Attended Northwestern High School in Hyattsville, Md. ... Hometown is Upper Marlborough, Md. ... While with the Browns was active in the Cleveland community with support to various charitable endeavors including building a home with the Browns Habitat For Humanity project, building a playground for the United Way's 'Hometown Huddle' program and the Toys For Tots kickoff toy collection during the holidays ... Earned his degree in business management.

★ ★ ★ ★ ★ LEIGH BODDEN ★ ★ ★ ★ ★																			
Pos: CB		Ht: 6-1	Wt: 193	Year: 7th		Acq: FA(DET)-09		College: Duquesne		Born: 9/24/81									
REGULAR SEASON			TACKLES					INTERCEPTIONS						MISCELLANEOUS					
Year	Team	G/S	TT	UT	A	S	Yds	No	Yds	Avg	Lg	TD	PD	FF	FR	Yds	TD	SpT	
2003	Browns	13/1	12	10	2	0	0	1	1	1.0	1	0	3	0	0	0	0	11	
2004	Browns	8/1	9	8	1	0	0	0	0	0.0	0	0	0	0	0	0	0	18	
2005	Browns	13/11	59	39	20	0	0	3	6	2.0	6	0	20	2	0	0	0	1	
2006	Browns	9/9	35	22	13	0	0	2	48	24.0	36	0	11	1	0	0	0	0	
2007	Browns	16/16	92	68	24	0	0	6	75	12.5	26	0	14	0	3	0	0	0	
2008	Lions	16/15	80	68	12	0	0	1	2	1.0	2	0	10	3	2	8	0	0	
Totals-6 years		75/53	287	215	72	0	0	13	132	10.1	36	0	58	6	5	8	0	30	
Additional Statistics: Scored a touchdown on a 59-yard blocked field goal return at Pittsburgh (11/13/05)																			

★ ★ ★ ★ ★ BODDEN'S CAREER GAME-BY-GAME																★ ★ ★ ★ ★															
2003	Opponent	P/S	TT	UT	A	S	Yds	I	Yds	PD	FF	FR	Sp T	W/L	Score	2004	Opponent	P/S	TT	UT	A	S	Yds	I	Yds	PD	FF	FR	Sp T	W/L	Score
09/07	Indianapolis	p	0	0	0	-	-	-	-	-	-	-	1	L	6-9	09/12	Baltimore	p	2	2	0	-	-	-	-	-	5	W	20-3		
09/14	at Baltimore	p	0	0	0	-	-	-	-	-	-	-	-	L	13-33	09/12	at Dallas	p	0	0	0	-	-	-	-	-	3	L	12-19		
09/21	at San Francisco	p	0	0	0	-	-	-	-	-	-	-	-	W	13-12	09/26	at N.Y. Giants	S	5	4	1	-	-	-	-	-	-	-	L	10-27	
09/28	Cincinnati	p	0	0	0	-	-	-	-	-	-	-	-	L	14-21	10/03	Washington	p	0	0	0	-	-	-	-	-	2	W	17-13		
10/05	at Pittsburgh	p	0	0	0	-	-	-	-	-	-	-	1	W	33-13	10/10	at Pittsburgh	p	0	0	0	-	-	-	-	-	-	4	L	23-34	
10/12	Oakland													W	13-7	10/17	Cincinnati	p	0	0	0	-	-	-	-	-	-	1	W	34-17	
10/19	San Diego													L	20-26	10/24	Philadelphia	p	1	1	0	-	-	-	-	2	Lot	31-34			
10/26	New England													L	3-9	11/07	at Baltimore	p	1	1	0	-	-	-	-	-	1	L	13-27		
11/09	at Kansas City	p	0	0	0	-	-	-	-	-	-	-	1	L	20-41	11/14	Pittsburgh	Placed on Reserve/Injured													
11/16	Arizona	p	0	0	0	-	-	1	1	-	-	-	-	W	44-6	2004 Totals															
11/23	Pittsburgh	p	0	0	0	-	-	-	-	-	-	-	-	L	6-13	8/1	9	8	1	0	0	0	0	0	0	0	0	18	4-12		
11/30	at Seattle	S	7	6	1	-	-	-	-	1	-	-	-	L	7-34																
12/08	St. Louis	p	0	0	0	-	-	-	-	-	-	-	1	L	20-26																
12/14	at Denver	p	0	0	0	-	-	-	-	-	-	-	1	Lot	20-23																
12/21	Baltimore	p	0	0	0	-	-	-	-	-	-	-	3	L	0-35																
12/28	at Cincinnati	p	5	4	1	-	-	-	-	2	-	2	W	22-14																	
2003 Totals		13/1	12	10	2	0	0	1	1	3	0	0	11	5-11																	

★ ★ ★ ★ ★ BODDEN'S CAREER GAME-BY-GAME (CONT.) ★ ★ ★ ★ ★																																	
2005	Opponent	P/S	TT	UT	A	S	Yds	I	Yds	PD	FF	FR	SpT	W/L	Score	2007	Opponent	P/S	TT	UT	A	S	Yds	I	Yds	PD	FF	FR	SpT	W/L	Score		
09/11	Cincinnati	S	5	2	3	-	-	-	1	0	-	1	-	L	13-27	09/09	Pittsburgh	S	6	5	1	-	-	-	1	-	-	-	-	-	L	7-34	
09/18	at Green Bay	S	5	2	3	-	-	-	-	-	-	1	-	L	26-24	09/16	Cincinnati	S	3	2	1	-	-	1	0	-	-	1	-	-	L	51-45	
09/25	Indianapolis	p	0	0	0	-	-	-	-	-	-	-	-	L	6-13	09/23	at Oakland	S	7	2	5	-	-	-	2	-	-	-	-	-	L	24-26	
10/09	Chicago	S	5	2	3	-	-	-	-	-	-	-	-	L	20-10	09/30	Baltimore	S	8	8	0	-	-	1	7	1	-	-	-	-	W	27-13	
10/16	at Baltimore	S	6	3	3	-	-	-	-	-	-	-	-	L	3-16	10/07	at New England	S	6	3	3	-	-	-	-	-	-	-	-	-	L	17-34	
10/23	Detroit	p	3	3	0	-	-	-	-	1	-	-	-	L	10-13	10/14	Miami	S	9	5	4	-	-	1	26	-	-	-	-	-	W	41-31	
10/30	at Houston	S	8	5	3	-	-	1	0	3	-	-	-	L	16-19	10/28	at St. Louis	S	7	7	0	-	-	1	0	1	-	-	-	-	W	27-20	
11/06	Tennessee	S	3	1	2	-	-	-	-	2	-	-	-	W	20-14	11/04	Seattle	S	9	7	2	-	-	-	-	-	-	1	-	-	W	ot	33-30
11/13	Pittsburgh	S	8	5	3	-	-	-	1	-	-	-	-	L	21-34	11/11	at Pittsburgh	S	6	5	1	-	-	-	-	1	-	-	-	-	L	28-31	
11/20	Miami	S	6	3	3	-	-	-	3	-	-	-	-	W	22-0	11/18	at Baltimore	S	3	3	0	-	-	-	-	1	-	-	-	-	W	ot	33-30
11/27	at Minnesota	S	3	3	0	-	-	-	-	-	-	-	-	L	12-24	11/25	Houston	S	7	5	2	-	-	-	2	-	-	-	-	-	W	27-17	
12/04	Jacksonville	S	4	2	2	-	-	-	-	-	-	-	-	L	14-20	12/02	at Arizona	S	4	2	2	-	-	-	-	-	-	-	-	-	L	21-27	
12/11	at Cincinnati	S	4	3	1	-	-	-	-	3	1	-	-	L	20-23	12/09	at N.Y. Jets	S	4	2	2	-	-	-	-	-	-	-	-	-	W	24-18	
12/18	at Oakland	S	5	5	0	-	-	1	6	4	-	-	-	W	9-7	12/16	Buffalo	S	6	5	1	-	-	-	-	1	-	-	-	W	8-0		
12/24	Pittsburgh	S	4	2	2	-	-	-	1	-	-	-	-	L	0-41	12/23	at Cincinnati	S	3	3	0	-	-	2	42	1	-	-	-	-	L	14-19	
01/01	Baltimore	S	6	5	1	-	-	-	2	-	-	1	W	20-16	12/30	San Francisco	S	4	4	0	-	-	-	-	2	-	-	-	-	W	20-7		
2005 Totals																13/11 59 39 20 0 3 6 20 2 0 1 6-10																	
2006	Opponent	P/S	TT	UT	A	S	Yds	I	Yds	PD	FF	FR	SpT	W/L	Score	2008	Opponent	P/S	TT	UT	A	S	Yds	I	Yds	PD	FF	FR	SpT	W/L	Score		
09/10	New Orleans	S	8	6	2	-	-	-	-	2	-	-	-	L	14-19	9/7	at Atlanta	p	7	6	1	-	-	-	-	-	-	-	-	-	L	21-34	
09/17	at Cincinnati	S	4	3	1	-	-	1	35	2	-	-	-	L	17-34	9/14	Green Bay	S	5	3	2	-	-	-	2	-	-	-	-	-	L	25-48	
09/24	Baltimore	S	6	4	2	-	-	-	-	2	-	-	-	L	14-15	9/21	at San Francisco	S	5	4	1	-	-	-	-	-	-	-	-	-	L	13-31	
10/01	at Oakland	S	2	0	2	-	-	-	-	1	-	-	-	W	24-21	10/5	Chicago	S	6	5	1	-	-	-	-	-	-	-	-	-	L	7-34	
10/08	at Carolina	S	5	4	1	-	-	-	-	-	-	-	-	L	12-20	10/12	at Minnesota	S	4	4	0	-	-	1	2	3	1	1	-	-	L	10-12	
10/22	Denver	S	3	2	1	-	-	-	-	-	-	-	-	L	7-17	10/19	at Houston	S	4	4	0	-	-	-	-	-	-	-	-	-	L	21-28	
10/29	N.Y. Jets	S	3	2	1	-	-	-	-	3	-	-	-	W	20-13	10/26	Washington	S	9	8	1	-	-	-	-	-	-	-	-	-	L	17-25	
11/05	San Diego	S	1	1	0	-	-	-	-	-	-	-	-	L	25-32	11/2	at Chicago	S	6	5	1	-	-	-	-	-	-	-	-	-	L	23-27	
11/12	at Atlanta	S	5	4	1	-	-	-	-	-	-	-	-	W	17-13	11/9	Jacksonville	S	6	6	0	-	-	-	-	-	-	-	-	-	L	14-38	
11/19	Pittsburgh	S	5	4	1	-	-	-	-	-	-	-	-	L	20-24	11/16	at Carolina	S	3	1	2	-	-	-	2	1	-	-	-	-	L	22-31	
11/26	Cincinnati	S	5	4	1	-	-	-	-	-	-	-	-	L	0-30	11/23	Tampa Bay	S	2	2	0	-	-	-	-	-	-	-	-	-	L	20-38	
12/03	Kansas City	S	4	3	1	-	-	-	-	-	-	-	-	W	ot 31-28	11/27	Tennessee	S	5	5	0	-	-	-	-	2	-	-	-	-	L	10-47	
12/07	at Pittsburgh	S	5	2	3	-	-	-	-	1	-	-	-	L	7-27	12/7	Minnesota	S	2	2	0	-	-	-	-	-	-	-	-	-	L	16-20	
12/17	at Baltimore	S	2	1	1	-	-	1	13	1	-	-	-	L	17-27	12/14	at Indianapolis	S	3	3	0	-	-	-	-	-	-	-	-	-	L	21-31	
12/24	Tampa Bay	S	5	4	1	-	-	-	-	-	-	-	-	L	7-22	12/21	New Orleans	S	6	4	2	-	-	-	-	1	-	1	-	L	7-42		
12/31	at Houston	S	5	4	1	-	-	-	-	-	-	-	-	L	6-14	12/28	at Green Bay	S	7	6	1	-	-	-	-	-	1	-	-	-	L	21-31	
2006 Totals																9/9 35 22 13 0 0 2 48 11 1 0 0 4-12																	
																2008 Totals																	
																16/15 80 68 12 0 0 1 2 10 3 2 0 0-16																	





#12

Tom BRADY

QUARTERBACK

HT: 6-4 WT: 225 lbs
 Born: 8/3/77
 Exp. (NFL/Patriots): 10/10
 GP/GS (Playoffs): 113/111 (17/17)
 Acq: D6b-00 (199th)
 College: Michigan
 Hometown: San Mateo, Calif.

PRO BOWLS: 01 04 05 07 01 03 04
 SUPER BOWLS: 01 03 04


CAREER TRANSACTIONS

Tom Brady was drafted by the New England Patriots in the sixth round (199th overall) of the 2000 NFL Draft ... Placed on injured reserve with a knee injury (9/9/08).

CAREER HIGHLIGHTS

- ★ Brady enters 2009 with a record of 101-27 (.789) in regular-season and playoff games. It is the best record of any NFL quarterback in the Super Bowl Era (since 1966) with at least 100 starts.
- ★ Brady enters 2009 with a 14-3 (.824) playoff record, the second best in NFL history behind Bart Starr (9-1, .900). His 14 total playoff wins are tied for the second most in NFL history behind Joe Montana (16).
- ★ Entering 2009, Brady has thrown 2.29 times more touchdowns than interceptions. His touchdown-to-interception ratio is the best in NFL history among all players with 2,000 or more passing attempts. Steve Young ranks second in NFL history with a 2.17 touchdown-to-interception ratio.
- ★ In 2007, Brady was named the NFL's Most Valuable Player, setting all-time NFL records for most touchdown passes in a season (50), highest touchdown-interception differential (+42), most games with three or more touchdown passes (12), most touchdown passes in a month (20 in October 2007), and highest completion percentage in a game (92.9 percent on Jan. 12, 2008).

Brady's 117.2 passer rating in 2007 was the second highest of all-time, while his 4,806 passing yards were the third highest single-season total in league history.



EXTRA POINTS

- ★ Tom donated 1,500 laptops to One Laptop Per Child, a non-profit organization that provides rugged, low-cost, low-power laptops to schoolchildren across the globe. The laptops that Tom donated were distributed to children in 31 countries as well as Boys & Girls Clubs in every New England state. In February 2009, Tom visited the West End House Boys & Girls Club in Allston, Mass., to visit with the club's members and to demonstrate the laptop's capabilities.
- ★ When he was just four years old, Tom attended the 1981 NFC Championship Game with his father. He was in the stands at Candlestick Park when Joe Montana found Dwight Clark for "The Catch" that sent the 49ers to the Super Bowl.

★ **BRADY'S SINGLE GAME CAREER HIGHS** ★**Regular Season**

Attempts:	55	vs. Denver (9/24/06) at Chicago (11/10/02)
Completions:	39	vs. Kansas City (9/22/02)
Long:	91t	at Indianapolis (10/21/01)
Yards:	410	vs. Kansas City (9/22/02)
Pct. (min. 20 att.):	.846	at Buffalo (11/3/02)
Touchdowns:	6	at Miami (10/21/07)
Rating:	158.3	at Miami (10/21/07)

- ★ In addition to the NFL records Brady set in 2007, he also set Patriots franchise records for highest completion percentage in a season (68.9 percent), most passing yards in a season (4,806), highest passer rating in a season (117.2), highest passer rating in a game (158.3 on Oct. 21, 2007), lowest interception percentage in a season (1.4 percent) and most touchdown passes in a game (6 on Oct. 21, 2007).
- ★ In 2007, Brady contributed to the Patriots' establishment of several NFL single-season team records, including most points scored in a season (589), largest point differential in a season (+315) and most touchdowns in a season (75). The Patriots became the first team in NFL history to complete a 16-0 regular season and tied the league's single-season mark with 18 overall victories.
- ★ Brady and receiver Randy Moss set an NFL single-season record in 2007 for most touchdown passes between a passer and a receiver (23), with Moss's 23 touchdown catches also setting a league record.
- ★ Brady enters 2009 as the Patriots' all-time leader in career touchdown passes (197), completion percentage (63.0 percent) and passer rating (92.9). He ranks second in completions (2,301) and third in yards (26,446).
- ★ Brady won 76 of his first 100 regular-season starts, tying Roger Staubach's mark for most victories by a quarterback in his first 100 starts during the Super Bowl Era (since 1966).
- ★ Brady is the only quarterback in NFL history to start and win three Super Bowls before his 28th birthday, having quarterbacked the Patriots to victories in Super Bowl XXXVI when he was 24 years old, Super Bowl XXXVIII (26) and Super Bowl XXXIX (27).
- ★ Brady is the fourth quarterback in NFL history to lead his team to three or more Super Bowl wins, joining Terry Bradshaw (4), Joe Montana (4) and Troy Aikman (3).
- ★ Brady owns two Pete Rozelle Awards as Super Bowl MVP (XXXVI and XXXVIII). He is just the fourth player in Super Bowl history to earn multiple MVP awards, joining Joe Montana, Terry Bradshaw and Bart Starr, all three of

whom are enshrined in the Pro Football Hall of Fame.

- ★ Brady enters 2009 with a 30-6 record in games where the final margin was less than a touchdown.
- ★ From 2001-08, Brady started 128 consecutive regular-season and playoff games for the Patriots, good for the third longest all-time streak for a quarterback (trailing only streaks by Brett Favre and Peyton Manning).
- ★ Brady enters 2009 as the NFL's all-time leader in overtime wins without a defeat, recording a perfect 7-0 mark in overtime in his career. Terry Bradshaw is the only other quarterback to be undefeated in at least five overtime games, posting a 5-0 record.
- ★ Brady has orchestrated 28 game-winning drives to break a tie or take the lead in the fourth quarter or overtime. Six of his game-winning efforts have come in the postseason, where he has played in 17 games.
- ★ Brady led a game-winning drive to break a tie or take the lead in the fourth quarter of each of the Patriots' three Super Bowl victories, becoming the only quarterback in NFL history to lead three such game-winning drives in the Super Bowl.
- ★ Brady enters the 2009 season with a career record of 48-9 (.842) in games played on Thanksgiving or later in the NFL season, including a 14-3 playoff mark.
- ★ Brady enters the 2009 season with a career record of 27-2 as a starter (.931) in games played in temperatures below 40 degrees.
- ★ Brady enters the 2009 season with a career record of 41-2 as a starter (.953) in games played on artificial surfaces.
- ★ Brady recorded 13 passer ratings over 100.0 in 2007. He has recorded 52 ratings over 100.0 in his career, and the Patriots are 51-1 in those games.
- ★ Brady tied an NFL record in 2005 by distributing his 26 touchdown passes to 12 different players. The only other NFL player to accomplish the feat was Brad Johnson in 2003.
- ★ Brady set a career high in 2004 with a 92.6 passer rating, which was then the second highest rating in Patriots history among players with at least 150 attempts (Tony Eason, 93.4 in 1984).
- ★ In 2004, Brady averaged 7.79 yards per pass attempt – more than a full yard higher than his career mark of 6.62 yards per attempt heading into the 2004 season.
- ★ Brady owns the Super Bowl record for pass completions in a game, connecting on 32 passes in Super Bowl XXXVIII.
- ★ Brady won his first 10 playoff games, setting an NFL record for the most consecutive playoff wins.
- ★ Brady was voted an offensive captain by his teammates in 2002, 2003, 2004, 2005, 2006, 2007 and 2008.

★ ★ ★ ★ ★

ALL-TIME LEADER IN TD/INT RATIO

★ ★ ★ ★ ★

Over his career, Tom Brady has thrown 2.29 times more touchdowns than interceptions entering 2009. His touchdown-to-interception ratio is the best in NFL history among all players with 2,000 or more passing attempts. Steve Young ranks second in NFL history with a 2.17 touchdown-to-interception ratio.

ALL-TIME NFL LEADERS / TOUCHDOWN-TO-INTERCEPTION RATIO

Player	Team(s)	Years	GP	TD	INT	Ratio
Tom Brady	NE	2000-2008	113	197	86	2.29
Steve Young	TB/SF	1985-1999	169	232	107	2.17
Donovan McNabb	PHI	1999-2008	134	194	90	2.16
Peyton Manning	IND	1998-2008	176	333	165	2.02
Joe Montana	SF/KC	1979-1994	192	273	139	1.96

NOTE: Minimum 2,000 career passing attempts

- ★ Brady completed a streak of throwing for at least one touchdown in 15 straight games, including playoffs (12/14/03 — 11/22/04), recording the longest such streak in Patriots history.
- ★ Brady led the NFL with 28 touchdown passes in 2002 and became the first Patriot to lead the league in touchdown passes since Steve Grogan shared the lead with Cleveland's Brian Sipe (28) in 1979.
- ★ Brady threw at least two touchdown passes in each of the first five games of the 2002 season, the first Patriot to accomplish that feat and the first Patriot to throw for at least two touchdowns in five straight games in a single season since Butch Songin (10/23/60—11/18/60).
- ★ Brady (24 years, 184 days old) was voted MVP of Super Bowl XXXVI and was the third-youngest player to earn the honor (Marcus Allen, 23 years and 301 days at Super Bowl XVIII and Lynn Swann, 23 years, 316 days at Super Bowl X).
- ★ Brady was voted to the 2001 Pro Bowl and became just the second Patriots quarterback to receive the honor (Drew Bledsoe, 1994, 1996 and 1997). He also became just the fifth quarterback since 1970 to be voted to the Pro Bowl in his first year as a starter, joining Dan Marino (1983), Brett Favre (1992), Kurt Warner (1999) and Daunte Culpepper (2000).
- ★ Brady threw for 53 yards on the Patriots' game-winning drive in Super Bowl XXXVI, completing five of his eight passes. Two of his pass attempts were spiked to kill the game clock. With just 1:21 remaining, he moved the Patriots into field goal position without the benefit of timeouts.
- ★ Brady completed over 70 percent of his passes in four consecutive games during the 2001 season and joined an exclusive club of quarterbacks who accomplished the feat. He joined Joe Montana (8 games, 1989), Troy Aikman (4, 1995), Steve Young (4, 1993) and Sammy Baugh (4, 1945).
- ★ Brady completed the first 162 passes of his career without an interception. It was the longest streak to start a career in NFL history and ranks third for most attempts without an interception in Patriots franchise history.

SEASONAL REVIEWS

- ★ **2008 (1/1):** Named a captain by his teammates for the seventh straight season ... Started at quarterback in the season opener and completed 7-of-11 passes for 76 yards before leaving the game with a knee injury ... Placed on injured reserve on Sept. 9 with a knee injury.
- ★ **2007 (16/16, 3/0):** Voted Associated Press NFL Most Valuable Player ... Was an AP All-Pro First Team selection in addition to being named its Offensive Player of the Year and Male Athlete of the Year ... Earned his fourth career Pro Bowl selection ... Was voted an offensive captain by his teammates ... Set the NFL's single-season touchdown pass record with his 50th touchdown of the season with a 65-yard touchdown reception to Randy Moss, his second scoring strike of the game in the Patriots' 38-35 win over the New York Giants (12/29) ... Finished the season with 398 completions, which ranks fourth on the all-time single-season list for NFL quarterbacks ... Established a Patriots franchise record for passing yards in a season and finished the season with 4,806 passing yards, which ranks third

★ ★ ★ ★ ★ ★

BRADY'S COMEBACKS


★ ★ ★ ★ ★ ★

Tom Brady enters 2009 having engineered 28 career game-winning performances to lead his team to a victory from a fourth-quarter deficit or tie. He has accomplished the feat 22 times in the regular season and six times in the playoffs (including three times in the Super Bowl).

TOM BRADY'S GAME-WINNING PERFORMANCES (28)

		Time Remaining			Passing Statistics [^]						
Date	Opp.	Score	in Reg.	Att	Cmp	Yds	TD	Int	Final		
12/29/07	at NYG	23-28	15:00	12	8	130	1	0	38-35		
12/03/07	at BAL	17-24	14:25	17	7	113	1	0	27-24		
11/25/07	PHI	24-28	15:00	16	11	109	0	0	31-28		
11/04/07	at IND	10-20	9:42	10	8	144	2	0	24-20		
01/14/07	at SD*	13-21	8:35	14	9	122	1	1	24-21		
12/03/06	DET	13-21	13:07	15	14	101	0	0	28-21		
11/26/06	CHI	10-10	14:46	7	6	98	1	0	17-13		
11/13/05	at MIA	15-16	2:53	2	2	76	1	0	23-16		
10/30/05	BUF	7-16	10:07	4	4	69	0	0	21-16		
10/09/05	at ATL	28-28	3:52	2	2	17	0	0	31-28		
09/25/05	at PIT	10-13	14:19	12	12	167	0	0	23-20		
02/06/05	PHI**	14-14	15:00	4	2	33	0	0	24-21		
10/03/04	at BUF	17-17	15:00	4	2	8	1	0	31-17		
02/01/04	CAR**	29-29	1:08	5	4	47	0	0	32-29		
01/10/04	TEN*	14-14	15:00	11	6	27	0	0	17-14		
11/30/03	at IND	31-31	10:21	6	3	31	1	0	38-34		
11/23/03	at HST	13-20	3:11	14	10	133	1	0	23-20 ot		
11/03/03	at DEN	23-26	2:51	4	5	58	1	0	30-26		
10/19/03	at MIA	13-13	15:00	10	7	147	1	0	19-13 ot		
10/05/03	TEN	24-27	4:40	1	1	15	0	0	38-30		
12/29/02	MIA	13-24	4:59	13	8	69	1	0	27-24 ot		
11/10/02	at CHI	19-30	5:16	14	9	116	2	0	33-30		
09/22/02	KC	38-38	0:00	5	4	46	0	0	41-38 ot		
02/03/02	STL**	17-17	1:21	8	5	53	0	0	20-17		
01/19/02	OAK*	3-13	15:00	27	20	138	0	0	16-13 ot		
12/16/01	at BUF	6-9	5:57	13	9	116	0	0	12-9 ot		
12/02/01	at NYJ	14-16	15:00	7	6	56	0	0	17-16		
10/14/01	SD	16-26	8:48	18	13	130	1	0	029-26 ot		

[^]-Statistics are from the time noted until the end of the game * Divisional Playoffs ** Super Bowl



on the all-time single-season list for NFL quarterbacks ... Set career single-season highs in five statistical categories including completions (389), completion percentage (68.9), passing yards (4,806), touchdown passes (50) and passer rating (117.2) in 2007 ... Was named AFC Offensive Player of the Month for the first time in his career in September and a second time in the month of October ... Named AFC Offensive Player of the Week five times in 2007 (Wk. 3, Wk. 6, Wk. 7, Wk. 14, Wk. 17) ... Broke the NFL record set by the Colts' Peyton Manning for consecutive games with three or more touchdown passes with nine after throwing for three touchdown strikes in the Patriots' 24-20 win over the Indianapolis Colts on Nov. 4 ... Passed Steve Grogan as the Patriots' career touchdown leader with his 183rd touchdown pass on a 6-yard connection to Randy Moss in the second quarter of the Patriots' 56-10 rout of the Buffalo Bills ... Registered a 146.6 passer rating after completing 22 of 28 passes for 297 yards and three touchdowns in the Patriots' win over the New York Jets (9/9) ... Compiled a passer rating of 150.9, the second highest of his career, while compiling his 16th 300-yard passing game in the Patriots' 38-7 win over Buffalo (9/23) ... Connected with Randy Moss for two touchdown passes for the second straight game ... Made his 100th career start and completed 31 of 46 pass attempts for 388 yards and five touchdowns while leading the Patriots to their highest point total in 23 years in a 48-27 victory over the Dallas Cowboys (10/14) ... Set a then career-high with his fifth touchdown pass of the game with a season long 69-yard connection to Donte' Stallworth ... Set a career high and became the 17th quarterback in NFL history to achieve a perfect passer rating of 158.3 in a game while setting a franchise record with six touchdown passes in the Patriots' 49-28 victory over the Miami Dolphins (10/21) ... Broke the franchise record with his sixth touchdown pass of the game on his second hookup with Welker, a 16-yard strike ... Led the Patriots' offense to its third highest single-game point total in team history in a 52-7 win over the Washington Redskins (10/28) ... Racked up 306 yards passing by completing 29 of 38 passes for three touchdowns and a passer rating of 125.5 while leading the Patriots' offense to its eighth straight game scoring 34-plus points — only the second team in NFL history to accomplish that feat ... Set a single-game and single-season career high with two rushing touchdowns ... Set up Randy Moss on a 6-yard touchdown pass on a fake snap play and achieved a single-season career high with his 29th touchdown pass ... Led the 25th fourth-quarter comeback of his career in a 24-20 victory over the Indianapolis Colts (11/4) ... Broke Vito "Babe" Parilli's franchise record with his 32nd touchdown pass of the season, a 3-yard connection to Wes Welker ... Capped off the New England comeback on a three-play, 51-yard drive that culminated in a 13-yard touchdown pass to Kevin Faulk ... Completed 31 of 39 pass attempts and five touchdown passes in the Patriots' 56-10 win over the Buffalo Bills (11/18) ... Engineered the 26th fourth-quarter comeback of his career by recording the fourth highest yardage total of his career with 380 yards while completing a season high 34 passes in the Patriots' victory over the Philadelphia Eagles (11/25) ... Capped off the 27th game-winning drive on an 8-yard pass in the end zone along the left sideline to Jabar Gaffney, giving the Patriots a 27-24 lead with 55 seconds to play in the game in New England's Monday Night victory at the Baltimore Ravens (12/3) ... Turned in his fifth game of the season with four or more touchdown passes and his seventh game with 300-plus passing yards while completing 32 of 46 passes for 399 yards — the second highest total of his career — and

★ ★ ★ HONORS & AWARDS ★ ★ ★
2007
Associated Press NFL Most Valuable Player
Associated Press All-Pro: First Team
Associated Press Male Athlete of the Year
Associated Press NFL Offensive Player of the Year
<i>Sporting News</i> Sportsman of the Year
<i>Sporting News</i> NFL Player of the Year
Pro Bowl
NFL MVP -- <i>Pro Football Weekly/PFWA, USA Today, Dallas Morning News, Fort Worth Star-Telegram, San Francisco Chronicle</i>
NFL Alumni Quarterback of the Year
NFL 101 Award: AFC Offensive Player of the Year
AFC Offensive Player of the Month (Sept. & Oct.)
AFC Offensive Player of the Week (Wk. 3, 6, 7, 14 and 17)
FedEx Air NFL Player of the Week (Wk. 6, 7, 11 and 17)
2006
FedEx Air NFL Player of the Week (Wk 8)
Peter King's SI.com Offensive Player of the Week (Wk 13)
2005
Pro Bowl
<i>Sports Illustrated</i> Sportsman of the Year
FedEx Express NFL Player of the Year Finalist
AFC Offensive Player of the Week (Wk 5)
<i>Pro Football Weekly</i> Offensive Player of the Week (Wk 5)
Vic Carucci's All-Vic Team — NFL.com
2004
Pro Bowl
<i>Sporting News</i> Sportsman of the Year
<i>Sports Illustrated</i> NFL Player of the Year
Monday Night Football Hungriest Player Award (Wk 9)
2003
Super Bowl XXXVIII MVP
NFL MVP — <i>Dallas Morning News</i> and <i>SI.com</i>
NFL.com FedEx Air Player of the Week (Wk 9 & Wk 17)
AFC Offensive Player of the Week (Wk 9 & Wk 17)
Monday Night Football Hungriest Player Award (Wk 9)
<i>USA Today's</i> All-Joe Team
2002
AFC Offensive Player of the Week (Wk 1 & Wk 9)
Monday Night Football Horse Trailer Player of the Game (Wk 1)
2001
Pro Bowl
Super Bowl XXXVI MVP
All Terry Team (Fox's Terry Bradshaw)
AFC Offensive Player of the Week (Wk 5 & Wk 11)
Miller Lite NFL Player of the Week (Wk 12)
Patriots Miller Lite Player of the Week (Wk 5 & Wk 12)
Shaw's 12th Player Award

four touchdowns in the Patriots' victory over the Pittsburgh Steelers (12/9) ... Hooked up with Randy Moss for an NFL-record 21st time on the season with a 1-yard touchdown pass in the Patriots' victory over the Miami Dolphins (12/23) ... Stretched the field on a 48-yard touchdown lob to Jabar Gaffney for his 48th touchdown pass of the season, tying Dan Marino for the second highest single-season total ever by a quarterback ... Led the Patriots to victory after trailing in the fourth quarter for 28th time of his career, and the fourth time in 2007, as the New England completed its regular-season schedule undefeated for just the fourth time in NFL history with a 38-35 comeback win over the

★ ★ ★ RECORDING SUCCESS ★ ★ ★

Tom Brady has quarterbacked the Patriots to victories in 87 of his 111 career regular-season starts entering 2009, compiling a .784 winning percentage and giving him the best record of any quarterback in the Super Bowl Era (since 1966). Including his 14-3 record in the playoffs, he enters 2009 with a 101-2 (.789) record as a starter.

TOP WINNING PERCENTAGES IN SUPER BOWL ERA
(Since 1966, Minimum 100 Starts, Regular Season Only)

Player	Team(s)	Years	W	L	T	Pct.
Tom Brady	NE	2000-08	87	24	0	.784
Roger Staubach	DAL	1969-79	85	29	0	.746
Joe Montana	SF/KC	1979-94	117	47	0	.713
Terry Bradshaw	PIT	1970-83	107	51	0	.677
Peyton Manning	IND	1998-08	117	59	0	.665

MOST VICTORIES / FIRST 100 STARTS IN SUPER BOWL ERA

Player	Team(s)	1st Start	100th Start	Wins
Tom Brady	NE	9/30/01	10/14/07	76
Roger Staubach	DAL	9/20/70	9/16/79	76
Ken Stabler	OAK/HOU	10/17/71	9/21/80	72
Terry Bradshaw	PIT	9/20/70	11/27/78	68
Brett Favre	GB	9/27/92	10/25/98	68
Joe Montana	SF	12/2/79	9/18/88	68

QUARTERBACKS WITH THREE OR MORE SUPER BOWL VICTORIES

Quarterback	Team	Wins
Terry Bradshaw	PIT	4
Joe Montana	SF	4
Troy Aikman	DAL	3
Tom Brady	NE	3

PLAYERS WITH MULTIPLE SUPER BOWL MVP AWARDS

Player	Team	MVPs
Joe Montana	SF	3
Terry Bradshaw	PIT	2
Tom Brady	NE	2
Bart Starr	GB	2

New York Giants (12/29) ... Tied and then broke the NFL's all-time single-season touchdown pass record with his 49th and 50th touchdown passes of the season, both to Randy Moss, while completing 32 of 42 pass attempts for 356 yards ... Found Moss in the back right hand corner of the end zone on a 4-yard touchdown strike for his 49th passing touchdown of the season, tying Peyton Manning for the single-season record ... Broke the all-time single-season touchdown pass record with his 50th scoring strike of the season, a 65-yard connection to Moss down the right sideline on a go-route ... Completed his first 16 passes of the game and went on to finish the game with an NFL record 92.9 completion percentage as he completed 26 of 28 pass attempts and three touchdowns in the Patriots' win over the Jacksonville Jaguars in the divisional playoffs (1/12) ... Extended his streak of playoff games with a touchdown pass to 14, the second longest stretch in NFL history as he found Jabar Gaffney for a 12-yard touchdown pass in the Patriots' victory over the San Diego Chargers in the AFC Championship Game (1/20) ... Completed 29 of 48 pass attempts for 266 yards and one touchdown in Super Bowl XLII (2/3).

★ **2006 (16/16, 3/3):** Was voted an offensive captain by his teammates ... Finished third in the AFC with 3,529 passing yards, 319 completions and 24 touchdown passes ... Finished the season having started 108 consecutive games, the third-longest active streak for NFL quarterbacks ... Threw four touchdowns in a game twice (at MIN, at GB) to total five such games for his career ... Recorded a 100.0 or higher passer rating six times in 2006 ... Recorded 300

or more passing yards three times in 2006 ... Connected on 31 of 55 passes for 320 yards and a touchdown against Denver (9/24) ... Registered a 112.4 passer rating after completing 18 of 27 passes for 195 yards and two touchdowns against Buffalo (10/22) ... Sealed the victory by finding Doug Gabriel in the back of the end zone for a 5-yard touchdown in the fourth quarter ... Was named FedEx Air NFL Player of the Week after completing 29 of 43 passes for 372 yards with four touchdowns and an interception against the Vikings (10/30) ... Registered a 115.6 passer rating in the victory ... Connected with 10 different receivers, while four different pass catchers registered touchdowns ... Registered a 128.2 passer rating against Green Bay (11/19) ... Completed 20 of 31 for 244 yards and four touchdowns in the win ... Connected with a streaking Reche Caldwell down the middle of the field for a 54-yard touchdown, giving the Patriots a 21-0 lead in the second quarter ... Kept the Patriots' final scoring drive alive against Chicago (11/26) by juking Brian Urlacher and gaining 11 yards on a third-and-nine scramble in the fourth quarter ... Registered a 108.8 passer rating against Houston (12/17) ... Completed 16 of 23 passes for 109 yards and two touchdowns ... Connected with Kevin Faulk for a 43-yard touchdown on a screen pass in the first quarter ... Rushed for a career-high 31 yards on 10 carries in the victory over Jacksonville (12/24) ... Completed 22 of 34 passes for 212 yards and two touchdowns in the Patriots' AFC Wild Card victory over the Jets (1/7) ... Gave the Patriots a 30-16 lead with a 7-yard touchdown to Kevin Faulk in the fourth quarter ... Connected on 27 of 51 passes for 280 yards and two touchdowns with three interceptions in the Patriots' AFC Divisional playoff victory over San Diego (1/14) ... Quarterbacked his 24th career game-winning drive following a fourth quarter deficit ... Kept the Patriots game-tying touchdown drive alive with a 12-yard pass to Gaffney on third-and-three in the fourth quarter ... Two plays later, found Reche Caldwell in the corner of the end zone for a 4-yard touchdown in the fourth quarter ... Hooked up with a streaking Caldwell along the sideline for a 49-yard gain on third-and-10 during the game-winning scoring drive in the fourth quarter ... Completed 21 of 34 passes for 232 yards and a touchdown in the AFC Championship Game against Indianapolis (1/21) ... Kept the Patriots' second touchdown drive alive with a 27-yard completion to Troy Brown on fourth-and-six in the second quarter ... Avoided the pass rush and found Jabar Gaffney in the back of the end zone for a 6-yard touchdown, giving the Patriots a 28-21 lead in the third quarter.

★ **2005 (16/16, 2/2):** Selected to his third Pro Bowl ... Led the NFL with a career-high 4,110 passing yards ... Finished second in the AFC with 334 completions ... Finished third in the AFC with 26 touchdown passes ... Was voted an offensive captain for the 2005 season by his teammates ... Recorded six passer ratings of 100.0 or higher, four 300-yard passing performances and four game-winning drives ... Moved into third place on the Patriots' all-time passing yardage list ... Became just the second player in Patriots history to pass for more than 4,000 yards in a season ... Completed 24 of 38 passes for 306 yards and two touchdowns for a passer rating of 105.8 against the Oakland Raiders (9/8) ... Connected on 31 of 44 passes for a season-high 372 yards against the Pittsburgh Steelers (9/25) ... Engineered his 17th career game-winning performance, going 12-for-12 passing for 167 yards over the final 14:19 to rally the Patriots from a 13-10 deficit and claim a 23-20 victory on a 43-yard field goal with one second left ... Named AFC Offensive Player of the Week

after registering a 140.4 passer rating and completing 22 of 27 passes for 350 yards and three touchdowns against the Atlanta Falcons (10/9) ... Completed 15 of 29 passes for 222 yards and three touchdowns for a 111.6 passer rating against New Orleans (11/20) ... Connected on seven of 10 passes for 82 yards during the Patriots' 16-play, 98-yard touchdown drive to open the game ... Became the third Patriots signal caller in franchise history to eclipse 17,000 passing yards with a 25-yard completion to Benjamin Watson in the first quarter against the N.Y. Jets (12/4) ... Connected on 20 of 31 passes for 258 yards and three touchdowns for a 122.8 passer rating against Tampa Bay (12/17) ... Completed 15 of 27 passes for 201 yards and three touchdowns against Jacksonville (1/7), setting an NFL-record with his 10th consecutive playoff victory as a starting quarterback.

★ **2004 (16/16, 3/3):** Named to his second career Pro Bowl as the Patriots won Super Bowl XXXIX ... Registered a career-high 92.6 passer rating, the second highest rating in Patriots history ... Finished second in the AFC and tied his career high with 28 touchdown passes ... Led the NFL with a 109.4 passer rating in the playoffs and was the only quarterback in the playoffs not to throw an interception in 2004 ... Was voted an offensive captain for the 2004 season by his teammates ... Completed 26 of 38 passes for 335 yards and three touchdowns in the Patriots' 27-24 season-opening victory over the Indianapolis Colts (9/9) ... Registered a 112.9 passer rating by completing 17 of 30 passes for 298 yards and two touchdowns in the Patriots' 31-17 victory over the Buffalo Bills (10/3) ... Completed 17 of 26 passes for 315 yards and a touchdown in the Patriots' 27-19 Monday night victory over Kansas City (11/22) ... Recorded a 119.9 passer rating, his second highest rating of the regular season ... Connected on 18 of 26 passes for 260 yards and two touchdowns in the Patriots' AFC East-clinching 35-28 victory over the Cincinnati Bengals (12/12)

... Registered a 127.1 passer rating, his highest rating of the 2004 regular-season and the then fourth-highest rating of his regular-season career ... Completed 18 of 27 passes for 144 yards and a touchdown for a 92.2 passer rating in the Patriots' 20-3 victory over the Indianapolis Colts (1/16) in the Divisional Playoffs ... Gave the Patriots a commanding 20-3 lead with a 1-yard touchdown plunge with 7:10 remaining in the game ... Connected on 14 of 21 passes for 207 yards and two touchdowns in the Patriots' 41-27 AFC Championship victory over the Pittsburgh Steelers (1/23) ... Amassed a 130.5 passer rating, the highest rating of his playoff career and the fourth highest rating in any game in his career ... Found a streaking Deion Branch for a season-long 60-yard touchdown bomb in the first quarter ... Became the Patriots' all-time playoff touchdown leader with the 60-yard scoring pass, the eighth passing touchdown of his playoff career ... Completed 23 of 33 passes for 236 yards and two touchdowns for a 110.2 passer rating in the Patriots' 24-21 victory over the Philadelphia Eagles in Super Bowl XXXIX ... Tied Bart Starr for the NFL record with his ninth consecutive playoff victory.

★ **2003 (16/16, 3/3):** Named Super Bowl XXXVIII MVP after completing 32 of 48 passes for 354 yards and three touchdowns as the Patriots beat Carolina 32-29 and won their second title in three seasons ... Capped off a regular season in which he completed 317 passes for 3,620 yards and 23 touchdowns ... Ranked second in the AFC in pass attempts (527), third in passing yards (3,620) and fourth in completions (317) ... Recorded three touchdown passes of 50 yards or more ... Completed seven passes for 45 yards or more ... Recorded six games with a passer rating of more than 100.0 ... Did not throw an interception at home in the regular season ... Completed 68.2 percent of his passes and threw for three touchdowns without an interception in the Patriots' 31-10 victory over the Philadelphia Eagles (9/14) ... Connected with 10 different receivers and

★ ★ ★ ★ ★ TOM BRADY'S TOUCHDOWN TARGETS ★ ★ ★ ★ ★

Tom Brady has thrown touchdown passes to 35 different players in the regular season and 13 different players in the playoffs. Below is a breakdown of Brady's total number of touchdown passes to each receiver entering the 2009 season.

REGULAR SEASON (197)		Bethel Johnson	4	Andre' Davis	1	Deion Branch	2
Randy Moss	23	Doug Gabriel	3	Heath Evans	1	Mike Vrabel	2
Daniel Graham	17	Chad Jackson	3	Terry Glenn	1	Wes Welker	2
David Patten	16	Antowain Smith	3	Charles Johnson	1	Troy Brown	1
Troy Brown	15	Donte' Stallworth	3	Laurence Maroney	1	Reche Caldwell	1
Deion Branch	14	Jermaine Wiggins	3	Patrick Pass	1	Kevin Faulk	1
Christian Fauria	13	Kyle Brady	2	David Thomas	1	Daniel Graham	1
David Givens	12	Corey Dillon	2	Dedric Ward	1	Bethel Johnson	1
Benjamin Watson	12	Tim Dwight	2	TOTAL	197	Randy Moss	1
Kevin Faulk	9	Marc Edwards	2	PLAYOFFS (26)		David Patten	1
Mike Vrabel	8	Donald Hayes	2			TOTAL	26
Wes Welker	8	Tom Ashworth	1		David Givens	7	
Jabar Gaffney	6	Larry Centers	1		Jabar Gaffney	3	
Reche Caldwell	4	Cam Cleeland	1		Benjamin Watson	3	

TOM BRADY'S MILESTONE TOUCHDOWNS

#	Date	Opponent	Stadium	Receiver	Yards
1	Oct. 14, 2001	vs. San Diego	Foxboro Stadium	Terry Glenn	21
25	Sept. 22, 2002	vs. Kansas City	Gillette Stadium	Troy Brown	9
50	Sept. 28, 2003	at Washington	FedEx Field	David Givens	29
75	Oct. 3, 2004	at Buffalo	Ralph Wilson Stadium	David Patten	30
100	Sept. 18, 2005	at Carolina	Bank of America Stadium	Daniel Graham	1
125	Sept. 10, 2006	vs. Buffalo	Gillette Stadium	Kevin Faulk	17
150	Sept. 9, 2007	at N.Y. Jets	Giants Stadium	Randy Moss	51
175	Oct. 28, 2007	vs. Washington	Gillette Stadium	Mike Vrabel	2
197*	Dec. 29, 2007	at N.Y. Giants	Giants Stadium	Randy Moss	65

*-Brady's 50th touchdown pass of the 2007 season, setting a new single-season NFL record

amassed 255 yards passing ... Connected on 70.6 percent of his passes for 283 yards and two touchdowns in a 19-13 overtime win in Miami (10/19) ... Spotted a sprinting Troy Brown behind the coverage of Brock Marion and Sammy Knight and connected with him for an 82-yard touchdown reception for the game-winning score in overtime ... The toss was the second longest completion of his career (91-yard touchdown to Patten at Indianapolis, 10/21/01) ... Named AFC Offensive Player of the Week, FedEx Air Player of the Week and Snickers Hungriest Player of the Game after completing 20 of 35 passes for 350 yards and three touchdowns in New England's thrilling 30-26 come-from-behind victory over the Denver Broncos on Monday Night Football (11/3) ... Connected on four of five passes for 58 yards in the Patriots game-winning touchdown drive in the fourth quarter ... Concluded the six-play, game-winning drive by finding David Givens for an 18-yard touchdown strike in the corner of the end zone with 30 seconds remaining in the game ... Connected on 29 of 47 passes for 368 yards and two touchdowns in the Patriots' come-from-behind 23-20 overtime victory over the Houston Texans (11/23) ... Engineered the 12th fourth quarter or overtime comeback of his career ... Rolled out on a bootleg and found Graham in the end zone for a four-yard touchdown on fourth-and-one to tie the game at 20 with 40 seconds remaining in regulation ... Improved his career record to 7-0 in overtime contests ... Completed on 26 of 35 passes (.743 completion percentage) for 236 yards and two touchdowns in the Patriots' dramatic 38-34 victory over the Indianapolis Colts (11/30) ... Named AFC Offensive Player of the Week for his four-touchdown performance against the Buffalo Bills (12/27) ... Registered a season-high 122.9 passer rating while completing 21 of 32 passes for 204 yards and a season-high four touchdowns in the Patriots' 31-0 victory over the Bills ... It was his third consecutive game with a 100.0+ rating ... Completed 21 of 41 passes for 201 yards and a touchdown in the Patriots' 17-14 divisional playoff victory over the Tennessee Titans (1/10) ... Connected on 22 of 37 passes for 237 yards and a touchdown in the Patriots' 24-14 AFC Championship victory over the Indianapolis Colts (1/18) ... Connected with David Givens for a seven-yard touchdown reception on a nice hitch-and-go to give the Patriots an early 7-0 lead in the first quarter ... Earned Super Bowl MVP honors after completing 32 of 48 passes for 354 yards and three touchdowns against the Carolina Panthers in Super Bowl XXXVIII ... Completed four of five passes in the final 1:08 to lead the Patriots on a Super Bowl-winning drive that culminated in Adam Vinatieri's winning boot with four seconds left in the contest.

★ **2002 (16/16):** Led the NFL with 28 touchdown passes ... Completed 373 of 601 passes for 3,764 yards while starting all 16 games at quarterback ... Ranked third in the AFC in attempts (601), fourth in completions (373) and fourth in the AFC in passing yards (3,764) ... Threw only 14 interceptions, including just five in his last 351 pass attempts ... Posted a touchdowns-to-interception ratio of +14 in 2002, the fourth highest total in the NFL ... Recorded six ratings of over 100.0 in 2002 (all victories), the highest single-season total by a Patriot since Drew Bledsoe recorded seven during the 1996 season ... Named AFC Offensive Player of the Week after completing 67.4 percent of his passes and throwing for 294 yards and three touchdowns without an interception in the Patriots 30-14 win over the Pittsburgh Steelers (9/9) on Monday Night Football ... Threw the ball on 25 straight plays between the first and third quarters, completing 18 of those passes ... Became the fifth quarterback in Patriots history to throw for over 400 yards in a game, completing 72 percent of

his passes and throwing for four touchdowns in the Patriots 41-38 overtime win over the Kansas City Chiefs (9/22) ... His 410 yards ranks as the sixth most prolific single-game passing performance in Patriots history ... Completed a career-high 39 passes, tying him for second place on the Patriots single-game completions list ... Set or tied career-highs for completions (39), yards (410) and touchdowns (4) ... Completed 36 of 53 passes for 353 yards and two touchdowns against the San Diego Chargers (9/29) ... Notched his fifth straight game with two or more touchdown passes against Miami (10/6), the first time in Patriots history a quarterback has accomplished the feat to begin a season ... Completed a franchise-best 84.6 percent of his passes, connecting on 22 of 26 attempts for 265 yards and three touchdowns as the Patriots defeated the Buffalo Bills (11/3) ... Recorded a passer rating of 147.6, which ranks as the third most prolific rating in Patriots history (minimum 20 attempts) ... Orchestrated his fifth career fourth-quarter comeback, as the Patriots rebounded after trailing 27-6 in the third quarter and 30-19 with less than five minutes left in the game to win 33-30 against the Chicago Bears (11/10) ... Attempted a career-high 55 passes, 39 of which came in the second half ... Led the Patriots back from a 24-13 deficit in the final 4:54 of the game en route to a 27-24 overtime win over the Miami Dolphins (12/29) ... Remained perfect in overtime, raising his career record to 5-0, including playoffs ... Completed eight of his 13 passes for 69 yards in the final five minutes of the fourth quarter and overtime to lead the comeback effort.

★ ★ A SEASON FOR THE AGES ★ ★

Tom Brady threw 50 touchdown passes in the 2007 regular season, recording the highest single-season total in NFL history, while placing highly on other single-season or single-game passing lists.

ALL-TIME NFL LEADERS / SINGLE SEASON TD PASSES

Player	Team	Year	TD
Tom Brady	NE	2007	50
Peyton Manning	IND	2004	49
Dan Marino	MIA	1984	48
Dan Marino	MIA	1986	44
Kurt Warner	STL	1999	41

ALL-TIME LEADERS / SINGLE-SEASON TD-INT DIFFERENTIAL

Player	Team	Season	TD	INT	Diff.
Tom Brady	NE	2007	50	8	+42
Peyton Manning	IND	2004	49	10	+39
Dan Marino	MIA	1984	48	17	+31
Kurt Warner	STL	1999	41	13	+28
Daunte Culpepper	MIN	2004	39	11	+28


ALL-TIME LEADERS / SINGLE-GAME COMP. PERCENTAGE

Player	Team	Date	Opponent	Cmp	Att	Pct.
Tom Brady	NE	1/12/08	JAX	26	28	92.9
Vinny Testaverde	CLV	12/26/93	LA Rams	21	23	91.3
Ken Anderson	CIN	11/10/74	PIT	20	22	90.9
Lynn Dickey	GB	12/13/81	GB	19	21	90.5

NOTE: Includes all regular-season and playoff games since 1920. Minimum 20 attempts.

ALL-TIME NFL LEADERS / SINGLE-SEASON PASSING YDS

Player	Team	Season	Yards
Dan Marino	MIA	1984	5,084
Drew Brees	NO	2008	5,069
Kurt Warner	STL	2001	4,830
Tom Brady	NE	2007	4,806
Dan Fouts	SD	1981	4,802



★ TOM BRADY'S RECORD AS A STARTER ★			
	Reg. Season	Playoffs	Total
Overall:	87-24	14-3	101-27
Home:	46-10	8-0	54-10
Road:	41-14	3-2	44-16
Neutral:	0-0	3-1	3-1
By Yardage Total			
Less than 200:	21-11	3-0	24-11
200-299:	45-11	9-2	54-13
300 or more:	21-2	2-1	23-3
Other Records			
Vs. AFC East	35-8	1-0	36-8
Vs. NFC	24-4	3-1	27-5
On Artificial Turf	37-1	4-1	41-2
Indoors	9-0	2-2	11-2
Temp. Below 40	19-2	8-0	27-2
Temp. Below 35	10-2	7-0	17-2
Temp. Below 30	3-1	6-0	9-1
Temp. Below 25	0-0	4-0	4-0
Thanksgiving or later	34-6	14-3	48-9
Christmas or later	8-1	14-3	22-4
Leading at Halftime:	68-2	10-2	78-4
Leading after 3 Qtrs:	71-1	9-2	80-3
Overtime:	6-0	1-0	7-0
Final margin <7 pts:	24-4	6-2	30-6
Final margin <4 pts:	15-4	6-1	21-5
Passer rating >100.0:	45-1	6-0	51-1

★ **2001 (15/14, 3/3):** Started 14 of 15 regular season games at quarterback and completed 264 of 413 passes for 2,843 yards, while throwing 18 touchdowns and 12 interceptions ... His 63.9 percent completion rate set a new Patriots single-season best, eclipsing the mark set by Tony Eason (61.6, 1986) ... Finished the season ranked third in the AFC and sixth in the NFL with a 86.5 passer rating ... Recorded his first NFL start in 44-13 victory vs. Indianapolis (9/30) ... Set NFL record for most pass attempts to start a career without throwing an interception (162) ... Made first NFL start and completed 13 of 23 passes for 168 yards in 44-13 victory over Indianapolis (9/30) ... Became the first Patriots quarterback to win his first NFL start since Scott Zolak won at Indianapolis (11/15/92) ... Named AFC Offensive Player of the Week following his performance in the Patriots 29-26 overtime victory over San Diego (10/14) ... Completed his first NFL touchdown pass on a 21-yard connection to Terry Glenn ... Threw 54 passes with 33 completions, tying him for eighth in team history in both categories ... Completed 13-of-19 passes for 130 yards during two fourth quarter comeback scoring drives and the game winning overtime scoring drive ... Connected with David Patten on a 91-yard touchdown pass against Indianapolis (10/21), the longest play from scrimmage in franchise history ... Completed all seven of his pass attempts in the first half for 134 yards and two touchdowns ... Named AFC Player of the Week after notching a season-high four touchdowns while completing 19 of 26 passes for 268 yards in a 34-17 victory over the New Orleans Saints (11/25) ... Earned a passer rating of 143.9, his third rating over 100 during the season ... Made his first postseason start and set Patriots' single-game postseason highs with 52 attempts, 32 completions and 312 yards in the Patriots' divisional playoff victory over Oakland (1/19) ... Became first quarterback in franchise history to record a postseason rushing touchdown with a six-yard scamper ... Completed all eight of his pass attempts for 45 yards in overtime as the Patriots marched 61 yards on 15 plays to set up a Vinatieri 23-yard game-winning field goal for the victory ... Led the team in completions (12), yards (115),

completion percentage (66.7 percent) and passer rating (84.3) despite leaving the AFC Championship Game victory over the Steelers (1/27) late in the second quarter with an injury and not returning ... Named Super Bowl XXXVI MVP after connecting on 16 of 27 passes for 145 yards and one touchdown ... Completed five of eight passes for 53 yards on the game-winning drive that began with 1:21 remaining in the fourth quarter with the game tied at 17 and ended with an Adam Vinatieri 48-yard field goal as time expired.

★ **2000 (1/0):** Saw action in a reserve role at quarterback in one contest ... Listed among the Patriots inactives for 14 weeks during the season ... Active but did not play against Cincinnati (11/19) ... Entered his first NFL game in the fourth quarter and completed one of three passes for six yards against the Detroit Lions (11/23) ... Completed his first NFL pass to Rod Rutledge for six yards.

COLLEGE

Brady earned three letters at Michigan (1997-99) and recorded a 20-5 record as a two-year starter for the Wolverines ... Started all 25 games of his junior and senior seasons, including victories in the 1999 Citrus Bowl and the 2000 Orange Bowl ... Led the Wolverines to 15 wins in a 16-game span from 1998-99 ... Finished his career ranking third in Michigan history with 710 attempts and 442 completions, fourth with 5,351 yards and 62.3 completion percentage and fifth with 35 touchdown passes ... Completed 31 of 56 attempts for 375 yards against Ohio State to establish school game-records, breaking the old marks of 52 attempts for 372 yards by Scott Dreisbach vs. Virginia in 1995 and 29 completions by Todd Collins vs. Oklahoma State in 1992 ... Threw at least one touchdown pass in all 16 Big Ten conference games as a starter ... 1999 (Senior): All-Big Ten Conference second-team selection ... Selected team MVP ... Completed 214 of 341 passes (62.8 percent) for 2,586 yards, 20 touchdowns and only six interceptions ... His 2,586 yards rank third on the school's

★ ★ ★ PLAYOFF LEADER ★ ★ ★				
Tom Brady enters 2009 as the second winningest quarterback in NFL playoff history among signal callers who have made at least 10 starts.				
NFL ALL-TIME LEADERS / PLAYOFF WINNING PERCENTAGE AS STARTING QUARTERBACK				
Minimum 10 Starts				
Player	Team (s)	W	L	Pct.
Bart Starr	Green Bay	9	1	.900
Tom Brady	New England	14	3	.824
Jim Plunkett	Oak./L.A. Raiders	2	2	.800
Ben Roethlisberger	Pittsburgh	8	2	.800
Terry Bradshaw	Pittsburgh	14	5	.737
Troy Aikman	Dallas	11	4	.733
Kurt Warner	St. Louis/Arizona	8	3	.727
Joe Montana	San Fran./K.C.	16	7	.696
John Elway	Denver	14	7	.667
Roger Staubach	Dallas	11	6	.647
NFL ALL-TIME LEADERS / PLAYOFF VICTORIES AS STARTING QUARTERBACK				
Player	Team(s)	Playoff Wins		
Joe Montana	San Fran./K.C.	16		
Tom Brady	New England	14		
Terry Bradshaw	Pittsburgh	14		
John Elway	Denver	14		
Brett Favre	Green Bay	12		
Troy Aikman	Dallas	11		
Roger Staubach	Dallas	11		

single-season list ... 1998 (Junior): Led Michigan to the Big Ten title ... All-Big Ten Conference honorable mention ... Academic All-Big Ten pick ... In his first year as the full-time starter, he completed 214 of 350 passes (61.1 percent) for 2,636 yards and 15 touchdowns ... Set a school record for most attempts (350) and completions (214) in a season ... Scored twice on 59 carries ... 1997 (Sophomore): Appeared in four games, completing 12-of-15 passes (80.0 percent) for 103 yards ... Served as Brian Griese's backup during the Wolverines' national championship season, in which they went 12-0 ... 1996 (Redshirt): Played in two games, finishing with 26 yards on three-of-five throws (60.0 percent) as Michigan finished 8-4.

PERSONAL

Thomas Brady was born the son of Tom and Galynn Brady on Aug. 3, 1977 in San Mateo, Calif. ... Blue Chip Illustrated and Prep Football Report All-American selection at Junipero Serra High in San Mateo, Calif. ... Added all-state and All-Far West honors as the team's Most Valuable Player ... Earned two letters in both football and baseball ... Was the starting varsity quarterback for two seasons (1993-94) and completed 236 of 447 passes (52.8 percent) for 3,702 yards and 31 touchdowns during his high school career ... Drafted in the 18th round of the 1995 Major League Baseball draft as a catcher by the Montreal Expos ... Inducted into the Junipero Serra High School Hall of Fame in 2003, joining fellow Serra High graduates Barry Bonds,

Lynn Swann, Gregg Jeffries, Jim Fregosi, and his older sister Maureen, among many others ... During 2003 training camp, worked with the Starlight Children's foundation of New England, a non-profit group dedicated to enriching the quality of life for seriously ill children ... Visited Walter Reed Medical Center in 2004 to raise the spirits of soldiers injured in Operation Iraqi Freedom ... During the 2004 season, surprised students at North Elementary School in Seekonk, Mass. as part of the NFL's Take a Player to School Day ... Hosted Saturday Night Live in April, 2005 ... Made an eight-day visit to Africa in the Spring of 2007 as part of a listening and learning trip sponsored by DATA, an African advocacy organization founded by Bono from the rock group U2 ... In 2008, welcomed four children from the Make-A-Wish Foundation of Massachusetts to Gillette Stadium ... In 2008, served as the honorary chairman of the Hyannis Port Challenge, a cycling event that served as a fundraiser for Best Buddies, a group dedicated to enhancing the lives of people with intellectual disabilities ... Participated in the 2008 Salvation Army Holiday Party at Gillette Stadium with nearly 250 children from the Boston and Providence Salvation Army centers ... Donated 1,500 laptops to One Laptop Per Child, a non-profit organization that provides rugged, low-cost, low-power laptops to schoolchildren across the globe ... In February 2009, visited the West End House Boys & Girls Club in Allston, Mass. ... Majored in organizational studies at Michigan.

★ ★ ★ ★ ★ TOM BRADY ★ ★ ★ ★ ★														
Pos: QB		Ht: 6-4	Wt: 225 lbs	Year: 10th	Acq: D6b-00 (199th)	College: Michigan	Born: 08/03/77							
REGULAR SEASON					PASSING STATISTICS									
Year	Team	G/S	Att	Cmp	Yds	Yds/Att	Pct	TD	TD %	Int	Int %	Lg	Sacks	Rating
2000	Patriots	1/0	3	1	6	2.00	33.3	0	0	0	0	6	0/0	42.4
2001	Patriots	15/14	413	264	2843	6.88	63.9	18	4.4	12	2.9	91t	41/216	86.5
2002	Patriots	16/16	601	373	3764	6.26	62.1	28	4.7	14	2.3	49t	31/190	85.7
2003	Patriots	16/16	527	317	3620	6.87	60.2	23	4.4	12	2.3	82t	32/219	85.9
2004	Patriots	16/16	474	288	3692	7.79	60.8	28	5.9	14	3.0	50	26/162	92.6
2005	Patriots	16/16	530	334	4110	7.75	63.0	26	4.9	14	2.6	71	26/188	92.3
2006	Patriots	16/16	516	319	3529	6.84	61.8	24	4.7	12	2.3	62t	26/175	87.9
2007	Patriots	16/16	578	398	4806	8.31	68.9	50	8.7	8	1.4	69t	21/128	117.2
2008	Patriots	1/1	11	7	76	6.91	63.6	0	0.0	0	0.0	26	0/0	83.9
Totals-9 years		113/111	3653	2301	26446	7.24	63.0	197	5.4	86	2.4	91t	203/1278	92.9
POSTSEASON					PASSING STATISTICS									
Year	Team	G/S	Att	Cmp	Yds	Yds/Att	Pct	TD	TD %	Int	Int %	Lg	Sacks	Rating
2001	Patriots	3/3	97	60	572	5.90	61.9	1	1.0	1	1.0	29	5/36	77.3
2003	Patriots	3/3	126	75	792	6.29	59.5	5	4.0	2	1.6	52	0/0	84.5
2004	Patriots	3/3	81	55	587	7.25	67.9	5	6.2	0	0.0	60t	7/57	109.4
2005	Patriots	2/2	63	35	542	8.60	55.6	4	6.3	2	3.2	73	4/12	92.2
2006	Patriots	3/3	119	70	724	6.08	58.5	5	4.2	4	3.4	49	4/22	76.5
2007	Patriots	3/3	109	77	737	6.76	70.6	6	5.5	3	2.8	53	8/52	96.0
Totals-6 years		17/17	595	372	3954	6.65	62.5	26	4.4	12	2.0	73	28/179	88.0
REGULAR SEASON					RUSHING					FUMBLES				
Year	Team	No	Yds	Avg	Lg	TD	No	Lost		Year	Team	No	Yds	Lost
2000	Patriots	0	0	0	0	0	0	0		2000	Patriots	-	-	-
2001	Patriots	36	43	1.2	12	0	12	3		2001	Patriots	8	22	2.8
2002	Patriots	42	110	2.6	15	1	11	5		2002	Patriots	-	-	-
2003	Patriots	42	63	1.5	11	1	13	5		2003	Patriots	12	18	1.5
2004	Patriots	43	28	0.7	10	0	7	5		2004	Patriots	7	3	0.4
2005	Patriots	27	89	3.3	15	1	4	3		2005	Patriots	3	8	2.7
2006	Patriots	49	102	2.1	22	0	4	4		2006	Patriots	8	18	2.3
2007	Patriots	37	98	2.6	19	2	6	4		2007	Patriots	4	-1	-0.3
2008	Patriots	0	0	0.0	0	0	0	0		2008	Patriots	-	-	-
Totals-9 years		276	533	1.9	22	5	57	29		Totals-6 years		42	68	1.6
Additional Statistics:														
Receiving — 2001: 1 for 23 yards (12/22/01 vs. Miami)														
Punting — 2003: 1 for 36 yards, downed at 1-yard line (12/7/03 vs. Miami)														

★ ★ ★ ★ ★ TOM BRADY'S CAREER GAME-BY-GAME ★ ★ ★ ★ ★																					
2000	Opponent	P/S	Att	Cmp	Passing								Rushing								
					Yds	Pct	TD	Lg	Int	S	Yds	Rating	Rush	Yds	Lg	TD	W/L	Score			
11/23	at Detroit	P	3	1	6	.333	0	6	0	0	0	42.4	0	0	0	0	L	9-34			
2001	Opponent	P/S	Att	Cmp	Passing								Rushing								
					Yds	Pct	TD	Lg	Int	S	Yds	Rating	Rush	Yds	Lg	TD	W/L	Score			
09/09	at Cincinnati				Did Not Play															L	17-23
09/23	N.Y. Jets	P	10	5	46	.500	0	21	0	0	0	62.9	1	9	9	0	L	3-10			
09/30	Indianapolis	S	23	13	168	.565	0	38	0	1	9	79.6	1	2	2	0	W	44-13			
10/07	at Miami	S	24	12	86	.500	0	15	0	4	17	58.7	2	9	9	0	L	10-30			
10/14	San Diego	S	54	33	364	.611	2	26	0	3	19	93.4	1	0	0	0	W	ot 29-28			
10/21	at Indianapolis	S	20	16	202	.800	3	91t	0	0	0	148.3	2	-2	-1	0	W	38-17			
10/28	at Denver	S	38	25	203	.658	2	30t	4	2	20	57.1	2	-1	0	0	L	20-31			
11/04	at Atlanta	S	31	21	250	.677	3	44t	0	3	14	124.4	3	0	1	0	W	24-10			
11/11	Buffalo	S	21	15	107	.714	1	26	1	7	36	78.9	4	-1	2	0	W	21-11			
11/18	St. Louis	S	27	19	185	.704	1	27	2	2	6	70.8	2	6	7	0	L	24-17			
11/25	New Orleans	S	26	19	258	.731	4	41t	0	4	17	143.9	4	14	11	0	W	34-17			
12/02	at N.Y. Jets	S	28	20	213	.714	0	46	0	3	22	93.3	3	0	2	0	W	17-16			
12/09	Cleveland	S	28	19	218	.679	0	23	2	3	9	61.3	4	-3	0	0	W	27-16			
12/16	at Buffalo	S	35	19	237	.543	0	40	1	5	31	63.6	3	13	12	0	W	ot 12-9			
12/22	Miami	S	19	11	108	.579	1	23t	0	3	14	91.6	3	-5	-1	0	W	20-13			
01/06	at Carolina	S	29	17	198	.586	1	31	2	1	2	62.1	1	2	2	0	W	38-6			
2001 Totals	15/14	413	264	2843	.639	18	91t	12	41	216	86.5	36	43	12	0			11-5			
01/19	Oakland	S	52	32	312	.615	0	29	1	2	15	70.4	5	16	6t	1	W	ot 16-13			
01/27	at Pittsburgh	S	18	12	115	.667	0	28	0	2	14	84.3	2	3	2	0	W	24-17			
02/03	St. Louis	S	27	16	145	.593	1	23	0	1	7	86.2	1	3	3	0	W	20-17			
2001 Postseason	3/3	97	60	572	.619	1	29	1	5	36	77.3	8	22	6t	1			3-0			
2002	Opponent	P/S	Att	Cmp	Passing								Rushing								
					Yds	Pct	TD	Lg	Int	S	Yds	Rating	Rush	Yds	Lg	TD	W/L	Score			
09/09	Pittsburgh	S	43	29	294	.674	3	40t	0	2	14	110.0	-	-	-	-	W	30-14			
09/15	at N.Y. Jets	S	35	25	269	.714	2	49t	1	0	0	100.8	2	5	4	0	W	44-7			
09/22	Kansas City	S	54	39	410	.722	4	38t	1	4	11	110.9	1	2	2	0	W	41-38			
09/29	at San Diego	S	53	36	353	.679	2	26	2	0	0	83.3	1	3	3	0	L	14-21			
10/05	at Miami	S	31	17	240	.548	2	34t	2	3	32	74.7	1	0	0	0	L	13-26			
10/13	Green Bay	S	44	24	183	.545	1	18	3	2	17	44.0	5	26	12	0	L	10-28			
10/27	Denver	S	29	15	130	.517	1	17	0	5	20	75.4	2	5	4	0	L	16-24			
11/03	at Buffalo	S	26	22	265	.846	3	31	0	1	2	147.6	1	-1	-1	0	W	38-7			
11/10	at Chicago	S	55	36	328	.655	3	36t	1	2	13	92.1	3	16	13	0	W	33-30			
11/17	at Oakland	S	30	18	172	.600	0	33	0	4	25	76.0	1	1	1	0	L	20-27			
11/24	Minnesota	S	34	21	239	.618	3	27	0	2	20	112.3	6	4	5	0	W	24-17			
11/28	at Detroit	S	30	18	210	.600	0	28	1	0	0	67.4	4	12	8	0	W	20-12			
12/08	Buffalo	S	27	15	183	.556	2	41	0	0	0	101.3	5	-5	0	0	W	27-17			
12/16	at Tennessee	S	29	14	134	.483	0	35	1	3	17	47.2	2	10	10t	1	L	7-24			
12/22	N.Y. Jets	S	37	19	133	.514	1	15	1	2	14	57.6	4	24	15	0	L	17-30			
12/29	Miami	S	44	25	221	.568	1	23	1	1	5	68.5	4	8	4	0	W	27-24			
2002 Totals	16/16	601	373	3764	.621	28	49t	14	31	190	85.7	42	110	15	1			9-7			
2003	Opponent	P/S	Att	Cmp	Passing								Rushing								
					Yds	Pct	TD	Lg	Int	S	Yds	Rating	Rush	Yds	Lg	TD	W/L	Score			
09/07	at Buffalo	S	28	14	123	.500	0	42	4	2	20	22.5	-	-	-	-	L	0-31			
09/14	at Philadelphia	S	44	30	255	.682	3	27	0	2	8	105.8	6	7	4	0	W	31-10			
09/21	N.Y. Jets	S	25	15	181	.600	0	31	0	5	34	82.3	3	-1	1	1	W	23-16			
09/28	at Washington	S	38	25	289	.658	2	29	3	1	8	73.2	1	2	2	0	L	17-20			
10/05	Tennessee	S	31	17	219	.548	1	58	0	3	26	88.0	3	2	4	0	W	38-30			
10/12	NY Giants	S	21	8	112	.381	0	39	0	2	21	56.1	3	0	2	0	W	17-6			
10/19	at Miami	S	34	24	283	.706	2	82	0	1	10	115.2	3	10	5	0	W	19-13			
10/26	Cleveland	S	33	20	259	.606	0	45	0	1	6	85.3	2	-2	-1	0	W	9-3			
11/03	at Denver	S	35	20	350	.571	3	66	1	0	0	108.0	2	-1	0	0	W	30-26			
11/16	Dallas	S	34	15	212	.441	0	57	0	2	9	64.8	1	3	3	0	W	12-0			
11/23	at Houston	S	47	29	368	.617	2	33	2	4	24	82.6	6	15	6	0	W	23-20			
11/30	at Indianapolis	S	35	26	236	.743	2	31	2	2	10	87.3	2	-1	0	0	W	38-34			
12/07	Miami	S	31	16	163	.516	0	25	0	3	13	67.0	2	-2	-1	0	W	12-0			
12/14	Jacksonville	S	34	22	228	.647	2	32	0	2	16	103.6	1	7	7	0	W	27-13			
12/20	at N.Y. Jets	S	25	15	138	.600	2	35	0	0	0	101.8	2	1	2	0	W	21-16			
12/27	Buffalo	S	32	21	204	.656	4	30	0	2	14	122.9	5	23	11	0	W	31-0			
2003 Totals	16/16	527	317	3620	.602	23	82t	12	32	219	85.9	42	63	11	1			14-2			
01/10	Tennessee	S	41	21	201	.512	1	41	0	0	0	73.3	5	5	5	0	W	17-14			
01/18	Indianapolis	S	37	22	237	.595	1	28	1	0	0	76.1	5	1	2	0	W	24-14			
02/01	Carolina	S	48	32	354	.667	3	52	1	0	0	100.5	2	12	12	0	W	32-29			
2003 Postseason	3/3	126	75	792	.595	5	52	2	0	0	0	84.5	12	18	12	0		3-0			

★ ★ ★ ★ TOM BRADY'S CAREER GAME-BY-GAME (CONT.) ★ ★ ★ ★																				
2004	Opponent	P/S	Att	Cmp	Passing							Yds	Rating	Rushing						Score
					Yds	Pct	TD	Lg	Int	S	Rush			Yds	Lg	TD	W/L			
09/09	Indianapolis	S	38	26	335	.684	3	29	1	2	15	111.2		1	-1	-1	0	W	27-24	
09/19	at Arizona	S	26	15	219	.577	2	27	2	2	12	78.8		5	3	3	0	W	23-12	
10/03	at Buffalo	S	30	17	298	.567	2	44	0	0	0	112.9		2	2	3	0	W	31-17	
10/10	Miami	S	19	7	76	.368	2	28	1	1	7	62.6		4	-1	2	0	W	24-10	
10/17	Seattle	S	30	19	231	.633	1	48	1	1	7	84.2		3	7	6	0	W	30-20	
10/24	N.Y. Jets	S	29	20	230	.690	1	42	0	3	20	104.1		3	-3	-1	0	W	13-7	
10/31	at Pittsburgh	S	43	25	271	.581	2	23	2	4	28	72.9		-	-	-	-	L	20-34	
11/07	at St. Louis	S	31	18	234	.581	2	50	0	2	9	103.4		3	1	3	0	W	40-22	
11/14	Buffalo	S	35	19	233	.543	2	47	1	2	13	82.2		1	2	2	0	W	29-6	
11/22	at Kansas City	S	26	17	315	.654	1	48	0	1	6	119.9		5	-1	3	0	W	27-19	
11/28	Baltimore	S	30	15	172	.500	0	37	0	1	2	67.6		3	3	4	0	W	24-3	
12/05	at Cleveland	S	20	11	157	.550	1	44	1	2	14	76.5		1	10	10	0	W	42-15	
12/12	Cincinnati	S	26	18	260	.692	2	48	0	1	3	127.1		5	2	3	0	W	35-28	
12/20	at Miami	S	29	18	171	.621	3	31t	4	2	15	73.3		2	-2	-1	0	L	28-29	
12/26	at N.Y. Jets	S	32	21	264	.656	2	35	0	1	6	112.0		4	3	5	0	W	23-7	
01/02	San Francisco	S	30	22	226	.733	2	25	1	1	5	102.9		1	3	3	0	W	21-7	
2004 Totals	16/16		474	288	3692	.608	28	50	14	26	162	92.6		43	28	10	0		14-2	
01/16	Indianapolis	S	27	18	144	.667	1	17	0	3	29	92.2		4	6	3	1	W	20-3	
01/23	at Pittsburgh	S	21	14	207	.667	2	60t	0	2	11	130.5		2	-2	-1	0	W	41-27	
02/06	Philadelphia	S	33	23	236	.697	2	27	0	2	17	110.2		1	-1	-1	0	W	24-21	
2004 Postseason	3/3		81	55	587	.679	5	60t	0	7	57	109.4		7	3	3	1		3-0	
2005	Opponent	P/S	Att	Cmp	Passing							Yds	Rating	Rushing						Score
					Yds	Pct	TD	Lg	Int	S	Rush			Yds	Lg	TD	W/L			
09/08	Oakland	S	38	24	306	.632	2	35	0	0	0	105.8		3	-1	0	0	W	30-20	
09/18	at Carolina	S	44	23	270	.523	1	71	1	2	21	69.3		-	-	-	-	L	17-27	
09/25	at Pittsburgh	S	41	31	372	.756	0	30	1	3	26	92.7		-	-	-	-	W	23-20	
10/02	San Diego	S	32	19	224	.594	1	30t	1	1	8	78.1		2	4	4	0	L	17-41	
10/09	at Atlanta	S	27	22	350	.815	3	55	1	1	8	140.4		1	1	1	0	W	31-28	
10/16	at Denver	S	46	24	299	.522	1	49	0	0	0	79.9		1	12	12	0	L	20-28	
10/30	Buffalo	S	21	14	199	.667	1	37	0	3	19	113.0		1	4	4	0	W	21-16	
11/07	Indianapolis	S	33	22	265	.667	3	35	0	1	18	121.4		1	-1	-1	0	L	21-40	
11/13	at Miami	S	36	21	275	.583	2	59	2	2	1	77.9		1	-1	-1	0	W	23-16	
11/20	New Orleans	S	29	15	222	.517	3	60t	0	3	28	111.6		1	5	5	0	W	24-27	
11/27	at Kansas City	S	40	22	248	.550	1	25	4	3	16	42.5		1	15	15	0	L	16-26	
12/04	N.Y. Jets	S	37	27	271	.730	0	25	0	2	20	93.4		4	19	7	0	W	16-3	
12/11	at Buffalo	S	38	29	329	.763	2	40	2	1	1	97.4		4	17	9	1	W	35-7	
12/17	Tampa Bay	S	31	20	258	.645	3	37	0	1	5	122.8		3	6	3	0	W	28-0	
12/26	at N.Y. Jets	S	29	18	185	.621	2	23	1	3	17	89.0		3	7	3	0	W	31-21	
01/01	Miami	S	8	3	37	.375	1	18	1	0	0	52.6		1	2	2	0	L	26-28	
2005 Totals	16/16		530	334	4110	.630	26	71	14	26	188	92.3		27	89	15	1		10-6	
01/07	Jacksonville	S	27	15	201	.556	3	63t	0	4	12	116.4		2	9	7	0	W	28-3	
01/14	at Denver	S	36	20	341	.556	1	73	2	0	0	74.0		1	-1	-1	0	L	13-27	
2005 Postseason	2/2		63	35	542	.556	4	63t	2	4	12	92.2		3	8	7	0		1-1	
2006	Opponent	P/S	Att	Cmp	Passing							Yds	Rating	Rushing						Score
					Yds	Pct	TD	Lg	Int	S	Rush			Yds	Lg	TD	W/L			
09/10	Buffalo	S	23	11	163	.478	2	34	1	3	27	82.3		5	3	3	0	W	19-17	
09/17	at N.Y. Jets	S	29	15	220	.517	1	29	1	1	9	73.9		1	-1	-1	0	W	24-17	
09/24	Denver	S	55	31	320	.564	1	31	0	0	0	79.4		2	7	5	0	L	7-17	
10/01	at Cincinnati	S	26	15	188	.577	2	35	1	0	0	89.9		2	21	22	0	W	38-13	
10/08	Miami	S	29	16	140	.552	2	15	0	1	6	91.2		4	-3	0	0	W	20-10	
10/22	at Buffalo	S	27	18	195	.667	2	35t	0	4	24	112.4		2	2	3	0	W	28-6	
10/30	at Minnesota	S	43	29	372	.674	4	45	1	3	27	115.6		1	1	1	0	W	31-7	
11/05	Indianapolis	S	35	20	201	.571	0	39	4	0	0	34.0		3	13	9	0	L	20-27	
11/12	N.Y. Jets	S	36	24	253	.667	1	33	1	4	21	84.6		-	-	-	-	L	14-17	
11/19	at Green Bay	S	31	20	244	.645	4	54t	0	1	4	128.2		4	6	8	0	W	35-0	
11/26	Chicago	S	33	22	267	.667	1	40	2	0	0	76.2		6	12	11	0	W	17-13	
12/03	Detroit	S	38	27	305	.711	0	28	1	2	21	83.8		6	9	4	0	W	28-21	
12/10	at Miami	S	25	12	78	.480	0	21	0	4	20	55.1		-	-	-	-	L	0-21	
12/17	Houston	S	23	16	109	.696	2	43t	0	1	4	108.8		2	2	3	0	W	40-7	
12/24	at Jacksonville	S	39	28	249	.718	1	36	0	1	7	97.1		10	31	9	0	W	24-21	
12/31	at Tennessee	S	24	15	225	.625	1	62t	0	1	5	107.1		1	-1	-1	0	W	40-23	
2006 Totals	16/16		516	319	3529	.618	24	62t	12	26	175	87.9		49	102	22	0		12-4	
01/07	N.Y. Jets	S	34	22	212	.647	2	31	0	1	12	101.6		2	14	12	0	W	37-16	
01/14	at San Diego	S	51	27	280	.529	2	49	3	2	4	57.6		2	3	4	0	W	24-21	
01/21	at Indianapolis	S	34	21	232	.618	1	27	1	1	6	79.5		4	1	2	0	L	34-38	
2006 Postseason	3/3		119	70	724	.588	5	49	4	4	22	76.5		8	18	12	0		2-1	

★ ★ ★ ★ TOM BRADY'S CAREER GAME-BY-GAME (CONT.) ★ ★ ★ ★																		
2007	Opponent	P/S	Att	Cmp	Passing							Rating	Rushing					
					Yds	Pct	TD	Lg	Int	S	Yds		Rush	Yds	Lg	TD	W/L	Score
09/09	at N.Y. Jets	S	28	22	297	.786	3	51t	0	0	0	146.6	1	4	4	0	W	38-14
09/16	San Diego	S	31	25	279	.806	3	34	1	2	16	123.0	1	2	2	0	W	38-14
09/23	Buffalo	S	29	23	311	.793	4	45t	0	1	3	150.9	1	2	2	0	W	38-7
10/01	at Cincinnati	S	32	25	231	.781	3	23	1	0	0	115.0	2	-2	-1	0	W	34-13
10/07	Cleveland	S	38	22	265	.579	3	35	0	0	0	105.7	-	-	-	-	W	34-17
10/14	at Dallas	S	46	31	388	.674	5	69t	0	3	15	129.6	3	5	3	0	W	48-27
10/21	at Miami	S	25	21	354	.840	6	50t	0	1	10	158.3	-	-	-	-	W	49-28
10/28	Washington	S	38	29	306	.763	3	35	0	1	0	125.5	4	14	7	2	W	52-7
11/04	at Indianapolis	S	32	21	255	.656	3	55	2	2	18	95.2	5	14	19	0	W	24-20
11/18	at Buffalo	S	39	31	373	.795	5	43	0	0	0	146.1	2	9	5	0	W	56-10
11/25	Philadelphia	S	54	34	380	.630	1	42	0	3	18	90.0	3	16	12	0	W	31-28
12/03	at Baltimore	S	38	18	257	.474	2	43	1	3	21	76.3	2	14	12	0	W	27-24
12/09	Pittsburgh	S	46	32	399	.696	4	63t	0	0	0	125.2	1	4	4	0	W	34-13
12/16	N.Y. Jets	S	27	14	140	.519	0	46	1	1	6	51.5	4	9	4	0	W	20-10
12/23	Miami	S	33	18	215	.545	3	48	2	3	11	79.7	4	11	10	0	W	28-7
12/29	at N.Y. Giants	S	42	32	356	.762	2	65t	0	1	10	116.8	4	-4	-1	0	W	38-35
2007 Totals			16/16	578	398	4806	.689	50	69t	8	21	128	117.2	37	98	19	2	16-0
01/12	Jacksonville	S	28	26	262	.929	3	53	0	1	4	141.4	2	1	2	0	W	31-20
01/20	San Diego	S	33	22	209	.667	2	18	3	2	11	66.4	2	-2	-1	0	W	21-12
02/03	N.Y. Giants	S	48	29	266	.604	1	19	0	5	37	82.5	-	-	-	-	L	14-17
2007 Postseason			3/3	109	77	737	.706	6	53	3	8	52	96.0	4	-1	2	0	2-1
2008	Opponent	P/S	Att	Cmp	Passing							Rating	Rushing					
					Yds	Pct	TD	Lg	Int	S	Yds		Rush	Yds	Lg	TD	W/L	Score
09/07	Kansas City	S	11	7	76	.636	0	26	0	0	0	83.9	0	0	0	0	W	17-10
09/14	at N.Y. Jets							Placed on Injured Reserve										
2008 Totals			1/1	11	7	76	.636	0	26	0	0	0	83.9	0	0	0	0	11-5





#65

Wesley BRITT

HT: **6-8** WT: **320 lbs**
 Born: **11/21/81**
 Exp. (NFL/Patriots): **4/4**
 GP/GS (Playoffs): **16/2 (0/0)**
 Acq: **FA-06**
 College: **Alabama**
 Hometown: **Cullman, Ala.**



EXTRA POINTS

CAREER TRANSACTIONS

Wesley Britt originally joined the Patriots as a practice squad player on Sept. 5, 2005 ... Originally drafted by the San Diego Chargers in the fifth round (164th overall) of the 2005 NFL Draft ... Released by the Chargers (9/4/05) ... Signed to the Patriots' active roster (1/30/06) ... Re-signed by the Patriots (3/16/09).

SEASONAL REVIEWS

★ **2008 (2/0):** Saw action as a reserve in two games while being listed as a gameday inactive 14 times ... Participated on special teams against Denver (10/20) and St. Louis (10/26).

★ **2007 (4/1, 0/0):** Played in four games, including his second career start and his first start at tight end ... Saw his first action of the season in a reserve role at tackle in the Patriots' Monday Night Football victory at the Cincinnati Bengals (10/1) ... Played in reserve on special teams protection units and saw several snaps lined up as an eligible receiver at tight end in the Patriots' win over the New York Jets (12/16) ... Played in reserve on special teams protection units and was utilized as a tight end as an eligible receiver in short yardage and goal-line situations against the Miami Dolphins (12/23) ... Made his second career start as the Patriots offense opened up in a two tight end set and played in reserve on special teams protection

units as the Patriots completed the season undefeated with a win over the New York Giants (12/29).

★ **2006 (10/1, 0/0):** Saw action in 10 games and recorded his first career NFL start against Cincinnati (10/01/06) ... Saw action as a reserve at left tackle for two series in the

★ In high school, Wesley competed against Chargers quarterback Philip Rivers in football, basketball and track. Wesley attended Cullman High in Cullman, Ala., while Rivers went to Athens High in Athens, Ala.

★ Wesley and Patriots Hall of Famer John Hannah both played for the University of Alabama and have another interesting parallel - they each had younger brothers who also played on the offensive line for the Crimson Tide. Wesley's brother Taylor Britt graduated in 2005, while his brother Justin Britt graduated in 2008. Hannah's brothers Charley and David both also played for Alabama.

first half against Denver (9/24) ... Made his first career NFL start at right tackle against Cincinnati (10/1) ... Member of an offensive front that opened holes for Patriots' ball carriers to gain 238 rushing yards on 41 carries, marking New England's highest team rushing total in 13 seasons ... Part of an offensive line that did not allow a sack for the second consecutive game.

★ **2005 (0/0):** Spent the entire season as a member of the Patriots' practice squad ... Spent training camp with the San Diego Chargers, but was released (9/5) and signed to the Patriots practice squad the next day.

COLLEGE

Started all 46 of his games at Alabama ... Named third-team All-American by Associated Press and second team by Rivals.com as a senior in 2004 ... First team All-Southeastern Conference by the Associated Press and league's coaches in 2002, 2003 and 2004 ... Named to 2004 SEC Good Works

Team ... Missed the final four games of his junior season with a broken leg ... Started every game in 2001, 2002 and 2004 ... Redshirted in 2000.

PERSONAL

Wesley Britt was born November 21, 1981 in Cullman, Ala. ... He was a SuperPrep All-American as a senior at Cullman High School ... All State and Class 5A Lineman of Year in state ... Also played defensive line ... Won discus title as a junior with throw of 142 feet and six inches ... He is from an athletic family, with both his brothers, Taylor and Justin, also playing football for Alabama, his sister Melissa playing volleyball at South Alabama and his sister Lindsey playing softball at Alabama-Birmingham ... Participated in the 2007 Salvation Army Holiday Party at Gillette Stadium with nearly 250 children from the Boston and Providence Salvation Army centers ... Graduated from Alabama with a degree in business management ... Wesley is married to Katie.



HT: **6-1** WT: **247 lbs**
 Born: **6/9/73**
 Exp. (NFL/Patriots): **14/14**
 GP/GS (Playoffs): **189/139 (22/17)**
 Acq: **D3-96 (86th)**
 College: **Arizona**
 Hometown: **Roseville, Calif.**

PRO BOWLS: 04 SUPER BOWLS: 01 03 04

50 SEASONS **#54**
Tedy BRUSCHI
LINEBACKER

CAREER TRANSACTIONS

Tedy Bruschi was drafted by the Patriots in the third round (86th overall) of the 1996 NFL Draft ... The selection was obtained from Detroit along with a 1996 fourth-(Chris Sullivan) and sixth-round (Marrio Grier) selection in exchange for New England's 1996 third-round selection (76th overall, Ryan Stewart).

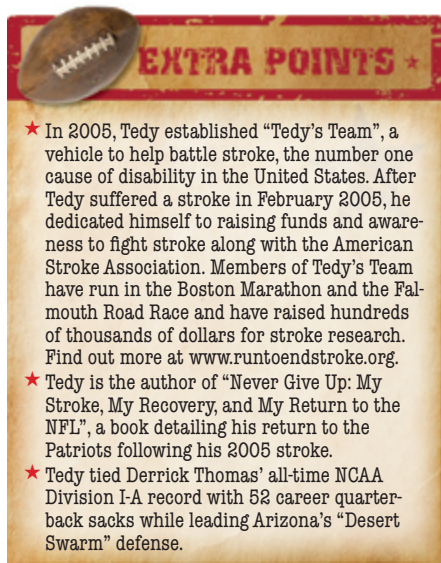
CAREER HIGHLIGHTS

- ★ In Bruschi's 13-year Patriots career, he has been a part of nine playoff seasons, eight division championships, five conference titles and three Super Bowl crowns.
- ★ In Bruschi's 211 career games (including regular-season and playoffs), the Patriots have a 144-67 (.682) record, including a 16-6 (.727) playoff mark. The Patriots have finished with a winning record in 11 of his 13 seasons and have finished with at least 10 wins in nine of his 13 seasons.
- ★ Bruschi enters the 2009 season having played in 189 regular-season games for the Patriots since joining the team in 1996. His 189 games are more than any other linebacker in team history and rank third among all defensive players and sixth overall in team history.
- ★ Bruschi has played in 22 career playoff games, the highest total in Patriots history and tied for the second highest total of any active NFL player in 2009 (Adam Vinatieri, 23).
- ★ Bruschi has played in five Super Bowls with the Patriots over his 13-year career, tying the NFL's second highest Super Bowl appearance total, trailing only Mike Lodish (six Super Bowls with Buffalo and Denver). Bruschi's five Super Bowls ties the NFL record for a linebacker.
- ★ Bruschi has averaged 105 tackles over the last six seasons. His 2003-08 total of 631 stops are the most on the team over that span. Over that time, the Patriots allowed an average of 17.25 points per game, the second best total in the NFL.

★ Bruschi led the team in regular-season tackles in 2006 (124) and 2007 (99) and also led the team in playoff tackles both years.

★ In 2008, Bruschi was a defensive captain for the seventh time and finished fourth on the Patriots with 71 tackles despite missing the final three games of the year. He was part of a defense that allowed 19.8 points per game, a total that ranked eighth in the NFL.

★ In 2007, Bruschi was a defensive captain and led the team with 99 tackles as the Patriots allowed just 288.3 yards per game, the franchise's best such figure in 25 years.



EXTRA POINTS

- ★ In 2005, Tedy established "Tedy's Team", a vehicle to help battle stroke, the number one cause of disability in the United States. After Tedy suffered a stroke in February 2005, he dedicated himself to raising funds and awareness to fight stroke along with the American Stroke Association. Members of Tedy's Team have run in the Boston Marathon and the Falmouth Road Race and have raised hundreds of thousands of dollars for stroke research. Find out more at www.runtoendstroke.org.
- ★ Tedy is the author of "Never Give Up: My Stroke, My Recovery, and My Return to the NFL", a book detailing his return to the Patriots following his 2005 stroke.
- ★ Tedy tied Derrick Thomas' all-time NCAA Division I-A record with 52 career quarterback sacks while leading Arizona's "Desert Swarm" defense.

- ★ In 2007, Bruschi was a key leader on the first team in NFL history to complete a 16-0 regular season, as the Patriots tied the NFL's all-time mark with 18 overall victories and set a league record for point differential, outscoring opponents by 315 points.
- ★ In 2006, Bruschi was a captain on a Patriots defense that set a franchise record by allowing just 14.81 points per game. The defense allowed just 237 points, the fewest by any Patriots club over a 16-game season.
- ★ Bruschi led the Patriots with 124 tackles (67 solo) in 2006, marking the first time in his 11-year career that he led the team in tackles. He has finished second on the team in tackles on four occasions (1999, 2002, 2003, 2004).
- ★ Bruschi, the NCAA's all-time sack leader, has provided 30.5 sacks in 13 seasons as a Patriot. The Patriots are 25-2 in the 27 regular season games in which Bruschi has recorded at least one sack.
- ★ Since 2002, Bruschi's nose for the ball has created seven defensive touchdowns. He scored four of those touchdowns on interception returns (two in both 2002 and 2003), forced two fumbles that were picked up and returned for scores (10/03/04 and 11/28/04), and tipped a pass that was grabbed by James Sanders and returned for a touchdown (12/11/05).
- ★ In December 2005, Bruschi was a key part of a run-stuffing unit that allowed an average of just 31.3 rushing yards per game during the month as the Patriots won all four contests to claim the 2005 AFC East title.
- ★ Bruschi helped to anchor a Patriots defense that set a franchise record by allowing a total of just 10 points over a three-game span from 12/04/05 to 12/17/05.
- ★ In his first game after suffering a stroke that sidelined him for the first six games of the 2005 season, Bruschi earned AFC Defensive Player of the Week honors following a 10-tackle performance against Buffalo (10/30/05).
- ★ Bruschi earned his first Pro Bowl nod in 2004 after a season in which he co-captained a Patriots defense that allowed 16.25 points per game, the second fewest in the NFL and the third fewest in franchise history. As a team captain, Bruschi's relentless work ethic and on-field intensity have helped to set the tone for the entire team.
- ★ Bruschi is the only player in NFL history to return four consecutive interceptions for touchdowns and his career total of four picks returned for scores ranks second in Patriots history. He is tied for fourth in NFL history among linebackers, and Bruschi is the only Patriots linebacker to return multiple interceptions for scores in a single season (2002 and 2003).
- ★ Bruschi's 12 career interceptions rank fourth all-time among Patriots linebackers. Bruschi also has two postseason interceptions to his credit, including one in the fourth quarter of Super Bowl XXXIX.
- ★ In the 2004 regular season, Bruschi finished second on the team with 128 tackles (84 solo) and tied for second on the team with three interceptions. His solid play continued in the playoffs, where he finished second on the squad with 23 tackles (18 solo) and added a sack, an interception, a forced fumble and two fumble recoveries.
- ★ Bruschi was named the AFC Defensive Player of the Week three times in 2004. He earned the honor twice in the regular season (Weeks 4 and 17) and also won it following a 20-3 win over Indianapolis in the Divisional Playoffs, when he forced a fumble and recovered two fumbles as the Patriots defense held the highly-regarded Colts offense to just three points.
- ★ Bruschi ranked second on the team with 137 tackles (87 solo) in 2003, just three shy of Rodney Harrison's team-

★ ★ ★ HONORS & AWARDS ★ ★ ★
2007 NFL.com's All-Interview Team
2006 Senator Paul E. Tsongas Award for Exemplary Public Service Rhode Island Italian-American Hall of Fame Inductee
2005 Associated Press NFL Co-Comeback Player of the Year Ed Block Courage Award Maxwell Football Club's Spirit Award AFC Defensive Player of the Week (Wk 8) NFL.com's All-Interview Team USA Today's All-Joe Team
2004 Pro Bowl Associated Press All-Pro Second Team Football Digest All-Pro Second Team AFC Defensive Player of the Week (Wk 4) AFC Defensive Player of the Week (Wk 17) AFC Defensive Player of the Week (Divisional Playoffs) NFL.com's All-Interview Team
2003 Captain of Phil Simms' All-Iron Team Howie Long's Toughman SI.com's All-Pro Team AFC Defensive Player of the Week (Wk 2) AFC Defensive Player of the Week (Wk 14) USA Today's All-Joe Team
2000 Ed Block Courage Award Shaw's Supermarkets 12th Man Award

leading 140 stops. His 137 tackles were just one short of his career high, set in 1999.

- ★ In 2003, Bruschi was a captain of a Patriots defense that became the first defensive unit in 65 years not to allow a touchdown in four consecutive home games in one season. The last team to accomplish the feat was the 1938 New York Giants.
- ★ Bruschi was named the AFC Defensive Player of the Week twice in 2003, following his contributions to Patriots victories in Week Two at Philadelphia and in the AFC East-clinching victory over Miami in Week 14.
- ★ Bruschi tied a career-high and ranked third on the team with 4.5 sacks in 2002.
- ★ Bruschi started nine of 15 games in 2001 and finished third on the team with 73 tackles.
- ★ Bruschi recorded 15 tackles (13 solo), including 1.5 sacks during the 2001 postseason.
- ★ Bruschi started all 16 games at linebacker in 2000 and finished the season with 105 tackles (68 solos). It was his second consecutive season with more than 100 tackles (138 in 1999).
- ★ Bruschi started 14 games in 1999 and finished second on the team with 138 total tackles, including two sacks.
- ★ Bruschi earned the starting outside linebacker responsibilities at mid-season in 1998 and finished fourth on the team with 81 tackles.
- ★ Bruschi recorded two sacks in Super Bowl XXXI vs. Green Bay, just one shy of the Super Bowl record (Reggie White, 3.0, Super Bowl XXXI).
- ★ Bruschi scored his first career touchdown (at any level of competition) at Baltimore (10/6/96) when he picked up a loose ball after a Larry Whigham blocked punt and returned it four yards for a score.

★ Bruschi recorded a single-game career high with a pair of sacks and also forced his first career fumble at Baltimore (10/6/96).

SEASONAL REVIEWS

★ **2008 (13/12):** Named a defensive captain by his teammates for the seventh season ... Played in 13 games with 12 starts at inside linebacker ... Finished fourth on the team with 71 tackles (38 solo) ... Was a captain on a defense that allowed 19.8 points per game, a figure that ranked eighth in the NFL and marked the sixth time in the last eight seasons that the Patriots allowed fewer than 20 points per game ... Led the team in tackles twice (vs. STL, vs. PIT) in 2008 ... Recorded a season-high 11 tackles in the season-opener against Kansas City (9/7) ... Contributed four tackles with one tackle for a loss, one pass defended and a quarterback hit at the N.Y. Jets (9/14) ... Made six tackles with one for a loss against Miami (9/21) ... Made three solo tackles at San Francisco (10/5), including dropping Frank Gore for a 1-yard loss ... Led the team in tackles with nine against St. Louis (10/26) ... Led the linebacker corps with 10 tackles against the N.Y. Jets ... Tallied a team high 10 tackles, including five solo stops against Pittsburgh (11/30).

★ **2007 (16/16, 3/3):** Played in and started all 16 regular-season games at inside linebacker for the fourth time in his career ... Was voted a defensive captain for the 2007 season by his teammates ... Led the team in tackles (99) and solo tackles (69) ... Also led the team with 23 tackles in the playoffs ... Led the team in tackles four times in 2007 (at DAL, at MIA, at BAL, vs. PIT) and shared the team lead twice (at BUF, vs. MIA) ... Tied a single-game career high with a two-sack performance in the Patriots' victory over the Cleveland Browns (10/7) and became the 13th player to record 30 or more sacks in a Patriots uniform ... Took down Browns quarterback Derek Anderson for a 10-yard loss just before halftime ... Got to Anderson a second time for a 6-yard loss in the third quarter ... Tied with Vince Wilfork for the team lead in tackles with eight ... Led the defense with seven tackles (5 solo) in the Patriots' win at the Dallas Cowboys (10/14) ... Led the team with a season-high 11 solo tackles in the Patriots' win at the Miami Dolphins (10/21) ... Second on the team with nine tackles (5 solo) in the Patriots' win over the Washington Redskins (10/28) ... Tied for the team lead with six tackles (two solo) at the Buffalo Bills (11/18) ... Led the Patriots with a season-high 12 tackles (8 solo) in the Patriots' comeback win over the Baltimore Ravens (12/3) ... Led the team in tackles with 11, including eight solo tackles in the Patriots' victory over the Pittsburgh Steelers (12/9) ... Tied for the team lead with seven tackles (6 solo) and a pass defended versus the Miami Dolphins (12/23) ... Batted down Cleo Lemon's pass intended for Justin Peelle at the goal line on fourth and four in the second quarter, forcing Miami to turn the ball over on downs ... Tied for the team lead with seven tackles (6 solo) in the Patriots' win over the San Diego Chargers in the AFC Championship Game (1/20) ... Started at inside linebacker as he played in his 21st career playoff game, passing Troy Brown (20) for the most in Patriots history ... Broke up a Philip Rivers pass intended for Antonio Gates with a diving play at the goal line on a Chargers' second-quarter drive on which they were held to just a field goal ... Made eight tackles (5 solo) against the New York Giants in Super Bowl XLII (2/3).

★ **2006 (15/14, 3/3):** Was voted a defensive captain by his teammates ... Started the final 14 games at linebacker after missing the first game of the season and returning as a reserve in Week Two ... Finished first on the team with 124 tackles ... Led the team or tied for the team lead in tackles

★ BRUSCHI'S SINGLE GAME CAREER HIGHS ★

Regular Season

Tackles:	17	vs. N.Y. Jets (11/12/06)
Solos:	12	vs. Cincinnati (12/12/04)
Assists:	10	vs. N.Y. Jets (11/12/06)
Sacks:	2	Three times, most recent vs. Cleveland (10/07/07)
Interceptions:	1	12 times, most recent at N.Y. Jets (09/17/06)
Int. Return Yards:	48	at Oakland (11/17/02)
Passes Defended:	5	at Philadelphia (09/14/03)
Forced Fumbles:	1	18 times, most recent vs. Tampa Bay (12/17/05)
Fumble Recoveries:	1	Six times, most recent at Buffalo (10/22/06)
Touchdowns:	1	Four times, most recent vs. Miami (12/07/03)

seven times (at CIN, vs. MIA, vs. NYJ, at GB, vs. DET, at MIA, vs. HOU) ... Led the team or tied for the team lead in passes defended three times (at NYJ, vs. DEN, at GB) ... Notched a career-high 17 tackles against the N.Y. Jets (11/12) ... Led the team with 25 tackles in the 2006 postseason ... Against the N.Y. Jets (9/17), sealed the Patriots' victory by intercepting Chad Pennington's last-ditch effort pass in the fourth quarter ... Started at linebacker and tied for the team lead with seven tackles (3 solo) against Cincinnati (10/1) ... Led the team with 11 tackles (5 solo) and a fumble recovery against Miami (10/8) ... Recovered a Ronnie Brown fumble that was forced by Rodney Harrison early in the first quarter ... Started at inside linebacker and registered a career-high 17 tackles (7 solo) and a pass defended against the N.Y. Jets (11/12) ... Batted down a pass intended for Chris Baker in the final stanza ... Stonewalled Kevan Barlow for a 2-yard loss on a rush up the middle in the fourth quarter ... Led the team with nine tackles (8 solo), a half a sack and a pass defended at Green Bay (11/19) ... Teamed with Tully Banta-Cain to sack Brett Favre for a 10-yard loss late in the second quarter ... Knocked down a pass intended for Donald Driver, nearly intercepting it, in the third quarter ... Tied for the team lead with 11 tackles (9 solo), a sack and two quarterback hits against Detroit (12/3) ... Teamed with Tully Banta-Cain to stop Kevin Jones for no gain on a rush up the middle in the third quarter ... Tripped up Jon Kitna for a 1-yard sack in the third quarter ... Led the team with 11 tackles (6 solo) against Miami (12/10) ... Started at inside linebacker and led the team with 10 tackles (4 solo) against Houston (12/17) ... Tipped a pass that was then intercepted by James Sanders in the first quarter ... Led the team with nine tackles (4 solo) and a pass defended in a wild card game against the Jets (1/7) ... Led the team with 11 tackles and a pass defended in the divisional playoffs at San Diego (1/14) ... Halted a San Diego drive by breaking up a pass intended for LaDainian Tomlinson on third-and-four in the second quarter.

★ **2005 (9/9, 1/1):** Began the season on the physically unable to perform list after suffering a stroke in February 2005 ... Activated off the physically unable to perform list on Oct. 29, 2005 ... Returned to the lineup and was named AFC Defensive Player of the Week after collecting 10 tackles (4 solo) against Buffalo (10/30) ... Started nine of the Patriots' last 10 games at inside linebacker ... Helped to anchor a defensive unit that allowed an average of just 31.3 rushing yards per game in the month of December ... Co-captained a defense that allowed a total of just 10 points over three games (12/4-12/17), setting a franchise record for the fewest points allowed in a three-game period ... Notched six tackles and two passes defended against

Miami (11/13) ... Made a diving play to deflect a third down pass intended for Wes Welker in the second quarter. Knocked down a pass intended for Randy McMichael in the third quarter ... Led the team with 15 tackles (10 solo), two sacks, a forced fumble and a pass defended against Tampa Bay (12/17) ... Sacked Chris Simms for an 11-yard loss and forced a fumble that was recovered by Tampa Bay. Dropped Simms for an 8-yard loss with a blitz up the middle in the fourth quarter.

★ **2004 (16/16, 3/3):** Named to his first career Pro Bowl ... Started all 16 games at inside linebacker, marking the third time in his career he has started every game ... Finished second on the team with 128 tackles (84 solo) ... Finished tied for second on the team with three interceptions ... Finished second on the team in the playoffs with 23 tackles (18 solo) ... Recorded a sack and an interception in the Patriots' Super Bowl XXXIX victory ... Was voted a defensive captain for the 2004 season by his teammates ... Named AFC Defensive Player of the Week three times ... Collected a career-high 16 tackles against Pittsburgh (10/31/04) ... Two of his three forced fumbles were recovered and returned for touchdowns ... Named AFC Defensive Player of the Week after registering eight tackles (6 solo), a half sack and a forced fumble against Buffalo (10/3) ... Tackled Drew Bledsoe for a seven-yard loss on a critical fourth-and-three late in the game, forcing a fumble that was scooped up by Richard Seymour and returned 68 yards for a touchdown ... Finished tied for second on the team with a then career-high 16 tackles (8 solo) against the Pittsburgh Steelers (10/31) ... Collected seven tackles (4 solo), a sack and a forced fumble against Baltimore (11/28) ... Sacked Kyle Boller for a 12-yard loss and forced a fumble that was recovered by Jarvis Green for a touchdown in the fourth quarter ... Named AFC Defensive Player of the Week after leading the team with 14 tackles (8 solo) and forced a fumble against San Francisco (1/2) ... Named NFL Defensive Player of Divisional Weekend after registering eight tackles (5 solo), a forced fumble and two fumble recoveries in the Patriots' 20-3 victory over the Indianapolis Colts (1/16) ... Was a key part of a defense that held the vaunted Colts offense to a season-low three points ... Stonewalled Dominic Rhodes for a 2-yard loss on a screen pass, while simultaneously stripping him of the ball ... Finished tied for second on the team with seven tackles (6 solo), including a sack and an interception in the Patriots' 24-21 victory over the Philadelphia Eagles in Super Bowl XXXIX ... Sacked Donovan McNabb for a 10-yard loss on a blitz in the first quarter ... Intercepted a McNabb pass intended for L.J. Smith in the fourth quarter.

★ **2003 (16/16, 3/3):** Started all 16 games at inside linebacker as one of four defensive players to start all 16 games ... Was voted a defensive captain for the 2003 season by his teammates ... Led the team with seven double-digit tackle performances ... Ranked second on the team with 137 tackles (87 solo) ... Finished third on the team with 16 passes defended ... Named AFC Defensive Player of the Week in Weeks Two and 14 ... Was a captain of a defensive unit that allowed an average of just 3.7 points per game in the last six home contests ... Part of a Patriots defense that led the NFL in opponents' points per game (14.9), opponents' passer rating (56.2), interceptions (29) and passing touchdowns surrendered (11) ... Helped the Patriots run defense rank fourth in the NFL, up from 31st in the NFL in 2002 ... Ranked fourth on the team with 18 tackles (10 solo) in the postseason ... Earned AFC Defensive Player of the Week honors for his performance against the Philadelphia Eagles (9/14) ... Recorded six tackles (4 solo) and picked off a Donovan McNabb pass in the fourth quarter and returned it 18 yards for his third career touchdown. Collected a team-high and career-high five passes defended

... Registered a season-high 13 tackles (8 solo) against the N.Y. Giants (10/12), marking his fourth straight game with 10 or more tackles ... Registered seven tackles (5 solo) and an interception return for a touchdown in the Patriots' AFC East clinching 12-0 victory over the Miami Dolphins (12/7), earning AFC Defensive Player of the Week honors. Intercepted Jay Fiedler and returned it five yards for a touchdown to give the Patriots a 10-0 lead in the fourth quarter ... Led the team with nine tackles (5 solo) in the Patriots' 17-14 divisional playoff victory over the Tennessee Titans (1/10) ... Tallied four tackles (2 solo) in the Patriots' thrilling 32-29 Super Bowl XXXVIII victory over the Carolina Panthers.

★ **2002 (11/9):** Voted a defensive captain for the 2002 season by his teammates ... Ranked seventh on the team with 65 tackles (45 solo) despite missing five games due to injury ... Recorded three double-digit tackles games, including a season-high 11 at San Diego (9/29) ... Tied for third on the team with a career high 4.5 sacks ... Returned two interceptions for touchdowns (at Oakland, 11/17 and at Detroit, 11/28), the seventh time a Patriot interceptor has reached the end zone twice in a single season and the first time a linebacker has accomplished the feat ... Played in his 100th career game at Buffalo (11/3) ... Returned to the starting lineup at middle linebacker and led the team with a season-high 11 tackles (8 solo) against San Diego (9/29) ... Tied for the team lead with 10 tackles (7 solo) against Oakland (11/17). Scored the second touchdown of his career when he intercepted a Rich Gannon pass and brought it back 48 yards for the score ... Returned an interception 27 yards for a touchdown on the Lions second play from scrimmage and gave the Patriots a 10-0 lead on their way to a 20-12 victory over Detroit on Thanksgiving (11/28). Marked the second time in three weeks and the third time in his career he returned an interception for a score.

★ **2001 (15/9, 3/3):** Started nine of 15 regular season games at linebacker and finished third on the team with 73 tackles (54 solo) ... Credited with two sacks, forced three fumbles and recovered one ... Registered a then career-high two interceptions ... Part of Patriots defense that limited opponents to only 272 points, their lowest total since the NFL switched to a 16-game schedule (1978) ... Tallied 15 tackles (13 solo), including 1.5 sacks during the postseason ... Registered a season-high 10 tackles (8 solo) against Cleveland (12/9) and was a part of defensive front that held the Browns to just 50 yards rushing on 19 carries (2.6 avg.) ... Finished second on the team with nine tackles (8 solo), including a sack of Raiders quarterback Rich Gannon in the Patriots' divisional playoff victory over Oakland (1/19) ... Teamed with Ted Johnson to sack Kordell Stewart for a loss of three yards against Pittsburgh in the AFC Championship Game ... Later recovered a Stewart fumble and returned it one yard to the Pittsburgh 35-yard line. Part of defensive front that held Pittsburgh to just 58 yards rushing and 2.6 yards per carry in their 24-17 victory in the AFC Championship game ... Recorded four solo tackles in the Patriots 20-17 victory over the St. Louis Rams in Super Bowl XXXVI, including a stop of Marshall Faulk for no gain.

★ **2000 (16/16):** Started all 16 games at weakside linebacker and finished with 105 tackles (68 solo) ... It was his second consecutive season with over 100 tackles (138 in 1999) ... Recorded double-digit tackles in two games and at least seven tackles in seven games ... Led team in tackles during five games in 2000 ... Opened the season with a team-leading 12 tackles against Tampa Bay (9/3) ... Led team for the third straight game with a season-high 13 tackles (8 solo) against Minnesota (9/17) ... Ran Daunte Culpepper out of bounds for first sack of season ... Closed out the season with eight tackles against the Miami

Dolphins (12/24), eclipsing the 100-tackle mark for the second straight year.

★ **1999 (14/14):** Started 14 games at outside linebacker and recorded a career-high 138 total tackles, including two sacks ... Helped lead a spirited defensive unit which ranked eighth overall in the NFL in 1999, the highest ranking by a Patriots defensive unit since 1988 (fourth) ... Finished second on the team in tackles, despite missing two games due to injury ... Credited with his first career interception, one of six passes defended on the year ... Recorded double-digit tackle totals in seven games ... Led the team (or shared the lead) in tackles during four games ... Opened the season recording a then career-high 14 total tackles and tied his career high with eight solo stops in a 30-28 victory over the Jets (9/12) ... His 14 tackles co-led the team, along with Lawyer Milloy. Recorded his first sack of the season on Rick Mirer's first play of the game ... Named defensive co-captain for the game and earned Miller Lite Player of the Game honors for the first time of his career after recording a game-high 14 tackles against the Bills (11/28) ... Earned Miller Lite Player of the Game honors for the second consecutive week while leading the Patriots to a 13-6 victory over the Cowboys (12/5), the Patriots first win of the series in franchise history. Collected eight tackles (4 solo), a pass defended and helped hold Emmitt Smith to just 75 yards rushing, his second-lowest total of the season, snapping a three game 100-yard rushing streak ... Recorded the first interception of his career when he stepped in front of Duce Staley to pick off a Koy Detmer attempt in a tilt against the Eagles (12/19). Finished the game with 12 tackles.

★ **1998 (16/7, 1/1):** Played in every game for the third consecutive year ... Replaced an injured Todd Collins at weak-side linebacker at Buffalo (11/15) and started the last eight games of the season, including the Patriots wild-card playoff game in Jacksonville (1/3) ... Finished fourth on the team with a then career-high 81 tackles, including a pair of sacks ... Opened the season in his now familiar role as a pass rush specialist, rushing the passer from a down-lineman position in the Patriots nickel and dime defenses ... Collected three tackles, including a sack, a forced fumble and two special teams tackles in a 40-10 victory over Kansas City (10/11) ... Provided eight stops (6 solos), recorded a then career-high three passes defended and forced his second fumble of the season in a 25-21 victory over Buffalo (11/29).

★ **1997 (16/1, 2/0):** Saw action in every game for the second consecutive season ... Posted 30 defensive tackles, including four sacks, and added 13 special teams stops ... His four sacks and 13 special teams tackles each ranked third on the team ... Forced two fumbles, recovered one ... Made his NFL starting debut at weak-side linebacker at Indianapolis (9/7) and responded with four tackles, including his first sack of the season, and a fumble recovery ... Selected as special teams captain against Green Bay (10/27) and recorded a season-high five defensive tackles ... Collected three tackles in each of the Patriots playoff games, vs. Miami (12/28) and at Pittsburgh (1/3).

★ **1996 (16/0, 3/0):** Played in every game as a rookie, filling a role as a pass rush specialist and playing on many special teams units ... Finished the season with 11 tackles, including four sacks ... Ranked third on the team with 17 special teams tackles ... Excelled in the playoffs, totaling seven tackles, two sacks, two passes defended, an interception and four special teams tackles in three games ... Scored his first career touchdown at Baltimore (10/6) when he picked up a loose ball after a blocked punt by Larry Whigham and returned it four yards for a touchdown ... It was his first touchdown scored at any level of competition ... Also recorded two sacks and forced his

first career fumble ... Registered a season-high with three special teams tackles at Indianapolis (10/20) and at the N.Y. Giants (12/21) ... Credited with two defensive tackles, two special teams tackles, two passes defended and grabbed his first career interception late in the fourth quarter of the AFC Championship Game to secure a 20-6 victory over Jacksonville (1/12) ... Closed out his rookie campaign with three tackles, including two sacks in a 35-21 loss to Green Bay in Super Bowl XXXI (1/26) ... His two sacks set a team Super Bowl record and was just one shy of the all-time Super Bowl record.

COLLEGE

Bruschi tied the NCAA Division I-A career sack record with 52.0 quarterback sacks, equaling the mark set by former Alabama All-American, the late Derrick Thomas ... Was a two-time finalist for the Lombardi Award, given annually to the top lineman in the nation ... Bruschi graduated with 74 tackles for losses, which ranked sixth in Division I-A history ... Compiled 185 total tackles (137 solos), forced six fumbles and recovered five others during his collegiate career. 1995: Unanimous All-American and All-Pacific-10 selection his senior year ... Named one of four finalists for the Lombardi Award and also received team MVP honors ... Totaled 56 tackles (44 solos), including 14.5 sacks (96 yards) and 19.5 tackles for losses of 110 yards ... His sack total ranked third in the nation ... Added four pass deflections and forced one fumble. 1994: Earned consensus All-America honors and was one of four finalists for the Lombardi Award ... Totaled 39 tackles, including 10 sacks for 65 yards and 15 tackles for losses. 1993: Earned Second-Team All-America honors after setting an all-time school record with 19 sacks (143 yards) as a sophomore, breaking the previous record of 15 (Steve Boadway in 1984) ... Earned first-team All-Pac-10 honors and was named the team's Most Valuable Player ... Played strongside outside linebacker prior to his transition to the defensive line in 1993 ... Started just one of 12 games and still managed to post 4.5 sacks for the season. 1991: Missed the first three games of the season due to a pinched nerve in his neck ... Returned and started vs. Long Beach State and Washington as a true freshman, but suffered a broken left thumb and was redshirted.

PERSONAL

Tedy Lacap Bruschi was born on June 9, 1973 in San Francisco, Calif. ... He is the son of Anthony Sr. and Juanita ... He is one of three children ... His stepfather, Ron Sandys, was a professional tennis player ... Tedy attended Roseville (Calif.) High, where he lettered twice in football and was a two-year captain, earning all-conference, all-northern California and all-metro honors as a defensive tackle ... The *Sacramento Bee* ranked Tedy number one on its list of the 100 best Sacramento area high school football players of all time ... He also earned a letter in wrestling and two letters in track, competing in the shot put, discus and triple jump ... He wrestled in the heavyweight division ... Selected as the Patriots' recipient of the Ed Block Courage Award in 2000 and 2005 ... In 2005, Tedy served as the honorary chairman of the Hyannis Port Challenge, a cycling event that served as a fundraiser for Best Buddies ... Served as an honorary coach in the 2007 BELL Bowl, a fundraiser at Gillette Stadium to benefit the BELL Foundation ... Hosted two Make-A-Wish visits at Gillette Stadium in 2007 ... Participated in the 2007 Salvation Army Holiday Party at Gillette Stadium with nearly 250 children from the Boston and Providence Salvation Army centers ... Hosted a Make-A-Wish visit at Gillette Stadium in 2008 ... He earned his bachelor's degree in communications at Arizona ... Tedy and his wife, Heidi, have three sons, Tedy Jr., Rex and Dante.

★ ★ ★ ★ TEDY BRUSCHI ★ ★ ★ ★

Pos: LB Ht: 6-1 Wt: 247 Year: 14th Acq: D3-96 (86th) College: Arizona Born: 6/9/73

REGULAR SEASON		TACKLES						INTERCEPTIONS						MISCELLANEOUS				
Year	Team	G/S	TT	UT	A	S	Yds	No	Yds	Avg	Lg	TD	PD	FF	FR	Yds	TD	SpT
1996	Patriots	16/0	11	10	1	4.0	26.0	0	0	0.0	0	0	0	1	0	4	1	17
1997	Patriots	16/1	30	25	5	4.0	21.0	0	0	0.0	0	0	1	2	1	0	0	13
1998	Patriots	16/7	81	56	25	2.0	15.0	0	0	0.0	0	0	5	3	0	0	0	7
1999	Patriots	14/14	138	77	61	2.0	8.0	1	1	1.0	1	0	6	1	1	0	0	0
2000	Patriots	16/16	105	68	37	1.0	1.0	0	0	0.0	0	0	5	0	0	0	0	3
2001	Patriots	15/9	73	54	19	2.0	4.0	2	7	3.5	4	0	3	3	1	0	0	3
2002	Patriots	11/9	65	45	20	4.5	18.0	2	75	37.5	48t	2	7	1	0	0	0	2
2003	Patriots	16/16	137	86	51	2.0	16.0	3	26	8.7	18	2	16	3	1	13	0	3
2004	Patriots	16/16	128	84	44	3.5	35.0	3	70	23.3	36	0	6	3	0	0	0	4
2005	Patriots	9/9	72	38	34	2.0	20.0	0	0	0.0	0	0	3	1	0	0	0	3
2006	Patriots	15/14	124	67	57	1.5	6.0	1	8	8.0	8	0	7	0	2	0	0	0
2007	Patriots	16/16	99	69	30	2.0	16.0	0	0	0.0	0	0	2	0	0	0	0	0
2008	Patriots	13/12	71	38	33	0.0	0.0	0	0	0.0	0	0	1	0	0	0	0	0
Totals-13 years		189/139	1134	717	417	30.5	186.0	12	187	15.6	48t	4	62	18	6	17	1	55

REGULAR SEASON		TACKLES						INTERCEPTIONS						MISCELLANEOUS					
Year	Team	G/S	TT	UT	A	S	Yds	No	Yds	Avg	Lg	TD	PD	FF	FR	Yds	TD	SpT	
1996	Patriots	3/0	7	7	0	2.0	14.0	1	12	12.0	12	0	2	0	0	0	0	4	
1997	Patriots	2/0	6	3	3	0.0	0.0	0	0	0.0	0	0	2	0	0	0	0	1	
1998	Patriots	1/1	7	7	0	0.0	0.0	0	0	0.0	0	0	0	0	0	0	0	0	
2001	Patriots	3/3	15	13	2	1.5	7.5	0	0	0.0	0	0	0	0	1	1	0	1	
2003	Patriots	3/3	18	10	8	0.0	0.0	0	0	0.0	0	0	0	0	0	0	0	0	
2004	Patriots	3/3	23	18	5	1.0	10.0	1	0	0.0	0	0	1	1	2	0	0	1	
2005	Patriots	1/1	5	2	3	0.0	0.0	0	0	0.0	0	0	0	0	0	0	0	0	
2006	Patriots	3/3	25	14	11	0.0	0.0	0	0	0.0	0	0	2	0	0	0	0	0	
2007	Patriots	3/3	23	15	8	0.0	0.0	0	0	0	0	0	1	0	0	0	0	0	
Totals-9 years		22/17	129	89	40	4.5	31.5	2	12	6.0	12	0	8	1	3	1	0	7	

Additional Statistics: Kickoff Returns — Career: 6 for 47 yards. 1998: 1 for 4 yards (11/08/98 vs. Atlanta). 2000: 2 for 13 yards (1-7 11/05/00 vs. Buffalo; 1-6 12/24/00 vs. Miami). 2001: 1 for 10 yards (12/22/01 vs. Miami). 2002: 1 for 11 yards (11/17/02 at Oakland). 2003: 1 for 9 yards (12/14/03 vs. Jacksonville).

Additional Postseason Statistics: Kickoff Returns — Career: 1 for 15 yards (01/16/05 vs. Indianapolis)

★ ★ ★ ★ BRUSCHI'S CAREER GAME-BY-GAME ★ ★ ★ ★

1996	Opponent	P/S	TT	UT	A	S	Yds	I	Yds	PD	FF	FR	SpT	W/L	Score	
09/01	at Miami	P	0	0	0	-	-	-	-	-	-	-	-	L	10-24	
09/08	at Buffalo	P	0	0	0	-	-	-	-	-	-	-	-	L	10-17	
09/15	at Arizona	P	1	1	0	-	-	-	-	-	2	W	31-0	-	-	
09/22	at Jacksonville	P	0	0	0	-	-	-	-	-	-	-	1 W	at	28-25	
10/06	at Baltimore	P	2	2	0	2.0	9.0	-	-	-	1	-	1	W	46-38	
10/13	at Washington	P	0	0	0	-	-	-	-	-	-	-	1	L	22-27	
10/20	at Indianapolis	P	1	1	0	-	-	-	-	-	3	W	27-9	-	-	
10/27	at Buffalo	P	1	1	0	-	-	-	-	-	-	-	W	28-25	-	
11/03	at Miami	P	0	0	0	-	-	-	-	-	1	W	42-23	-	-	
11/10	at N.Y. Jets	P	0	0	0	-	-	-	-	-	2	W	31-27	-	-	
11/17	at Denver	P	0	0	0	-	-	-	-	-	-	-	L	8-34	-	
11/24	at Indianapolis	P	1	1	0	-	-	-	-	-	1	W	27-13	-	-	
12/01	at San Diego	P	2	2	0	1.0	9.0	-	-	-	-	-	W	45-7	-	
12/08	N.Y. Jets	P	3	3	0	1.0	8.0	-	-	-	2	W	24-10	-	-	
12/15	at Dallas	P	0	0	0	-	-	-	-	-	-	-	L	6-12	-	
12/21	at N.Y. Giants	P	0	0	0	-	-	-	-	-	3	W	23-22	-	-	
1996 Totals																
01/05	at Pittsburgh	P	2	2	0	1	4.0	26.0	0	0	0	1	0	17	-	-
01/12	at Jacksonville	P	2	2	0	-	-	-	-	-	12	2	W	20-6	-	-
01/26	at Green Bay	P	3	3	0	2.0	14.0	-	-	-	-	1	L	21-35	-	-
1996 Postseason																
09/01	at Miami	P	0	0	0	0	0	0	0	0	0	0	0	0	0	0
09/08	at Buffalo	P	0	0	0	0	0	0	0	0	0	0	0	0	0	0
09/15	at Arizona	P	1	1	0	-	-	-	-	-	2	W	31-0	-	-	
09/22	at Jacksonville	P	0	0	0	-	-	-	-	-	-	-	1 W	at	28-25	
10/06	at Baltimore	P	2	2	0	2.0	9.0	-	-	-	1	-	1	W	46-38	
10/13	at Washington	P	0	0	0	-	-	-	-	-	-	-	1	L	22-27	
10/20	at Indianapolis	P	1	1	0	-	-	-	-	-	3	W	27-9	-	-	
10/27	at Buffalo	P	1	1	0	-	-	-	-	-	-	-	W	28-25	-	
11/03	at Miami	P	0	0	0	-	-	-	-	-	1	W	42-23	-	-	
11/10	at N.Y. Jets	P	0	0	0	-	-	-	-	-	2	W	31-27	-	-	
11/17	at Denver	P	0	0	0	-	-	-	-	-	-	-	L	8-34	-	
11/24	at Indianapolis	P	1	1	0	-	-	-	-	-	1	W	27-13	-	-	
12/01	at San Diego	P	2	2	0	1.0	9.0	-	-	-	-	-	W	45-7	-	
12/08	N.Y. Jets	P	3	3	0	1.0	8.0	-	-	-	2	W	24-10	-	-	
12/15	at Dallas	P	0	0	0	-	-	-	-	-	-	-	L	6-12	-	
12/21	at N.Y. Giants	P	0	0	0	-	-	-	-	-	3	W	23-22	-	-	
1996 Totals																
01/05	at Pittsburgh	P	2	2	0	1	4.0	26.0	0	0	0	1	0	17	-	-
01/12	at Jacksonville	P	2	2	0	-	-	-	-	-	12	2	W	20-6	-	-
01/26	at Green Bay	P	3	3	0	2.0	14.0	-	-	-	-	1	L	21-35	-	-
1996 Postseason																
09/01	at Miami	P	0	0	0	0	0	0	0	0	0	0	0	0	0	0
09/08	at Buffalo	P	0	0	0	0	0	0	0	0	0	0	0	0	0	0
09/15	at Arizona	P	1	1	0	-	-	-	-	-	2	W	31-0	-	-	
09/22	at Jacksonville	P	0	0	0	-	-	-	-	-	-	-	1 W	at	28-25	
10/06	at Baltimore	P	2	2	0	2.0	9.0	-	-	-	1	-	1	W	46-38	
10/13	at Washington	P	0	0	0	-	-	-	-	-	-	-	1	L	22-27	
10/20	at Indianapolis	P	1	1	0	-	-	-	-	-	3	W	27-9	-	-	
10/27	at Buffalo	P	1	1	0	-	-	-	-	-	-	-	W	28-25	-	
11/03	at Miami	P	0	0	0	-	-	-	-	-	1	W	42-23	-	-	
11/10	at N.Y. Jets	P	0	0	0	-	-	-	-	-	2	W	31-27	-	-	
11/17	at Denver	P	0	0	0	-	-	-	-	-	-	-	L	8-34	-	
11/24	at Indianapolis	P	1	1	0	-	-	-	-	-	1	W	27-13	-	-	
12/01	at San Diego	P	2	2	0	1.0	9.0	-	-	-	-	-	W	45-7	-	
12/08	N.Y. Jets	P	3	3	0	1.0	8.0	-	-	-	2	W	24-10	-	-	
12/15	at Dallas	P	0	0	0	-	-	-	-	-	-	-	L	6-12	-	
12/21	at N.Y. Giants	P	0	0	0	-	-	-	-	-	3	W	23-22	-	-	
1996 Totals																
01/05	at Pittsburgh	P	2	2	0	1	4.0	26.0	0	0	0	1	0	17	-	-
01/12	at Jacksonville	P	2	2	0	-	-	-	-	-	12	2	W	20-6	-	-
01/26	at Green Bay	P	3	3	0	2.0	14.0	-	-	-	-	1	L	21-35	-	-
1996 Postseason																
09/01	at Miami	P	0	0	0	0	0	0	0	0	0	0	0	0	0	0
09/08	at Buffalo	P	0	0	0	0	0	0	0	0	0	0	0	0	0	0
09/15	at Arizona	P	1	1	0	-	-	-	-	-	2	W	31-0	-	-	
09/22	at Jacksonville	P	0	0	0	-	-	-	-	-	-	-	1 W	at	28-25	
10/06	at Baltimore	P	2	2	0	2.0	9.0	-	-	-	1	-	1	W	46-38	
10/13	at Washington	P	0	0	0	-	-	-	-	-	-	-	1	L	22-27	
10/20	at Indianapolis	P	1	1	0	-	-	-	-	-	3	W	27-9	-	-	
10/27	at Buffalo	P	1	1	0	-	-	-	-	-	-	-	W	28-25	-	
11/03	at Miami	P	0	0	0	-	-	-	-	-	1	W	42-23	-	-	
11/10	at N.Y. Jets	P	0	0	0	-	-	-	-	-	2	W	31-27	-	-	
11/17	at Denver	P	0	0	0	-	-	-	-	-	-	-	L	8-34	-	
11/24	at Indianapolis	P	1	1	0	-	-	-	-	-	1	W	27-13	-	-	
12/01	at San Diego	P	2	2	0	1.0	9.0	-	-	-	-	-	W	45-7	-	
12/08	N.Y. Jets	P	3	3	0	1.0	8.0	-	-	-	2	W	24-10	-	-	
12/15	at Dallas	P	0	0	0	-	-	-	-	-	-	-	L	6-12	-	
12/21	at N.Y. Giants	P	0	0	0	-	-	-	-	-	3	W	23-22	-	-	
1996 Totals																
01/05	at Pittsburgh	P	2	2	0	1	4.0	26.0	0	0	0	1	0	17	-	-
01/12	at Jacksonville	P	2	2	0	-	-	-	-	-	12	2	W	20-6	-	-
01/26	at Green Bay	P	3	3	0	2.0	14.0	-	-	-	-	1	L	21-35	-	-
1996 Postseason																
09/01	at Miami	P	0	0	0	0	0	0	0	0	0	0	0	0	0	0
09/08	at Buffalo	P	0	0	0	0	0	0	0	0	0	0	0	0	0	0
09/15	at Arizona	P	1	1	0	-	-	-	-	-	2	W	31-0	-	-	
09/22	at Jacksonville	P	0	0	0	-	-	-	-	-	-	-	1 W	at	28-25	
10/06	at Baltimore	P	2	2	0	2.0	9.0	-	-	-	1	-	1	W	46-38	
10/13	at Washington	P	0	0	0	-	-	-	-	-	-	-	1	L	22-27	
10/20	at Indianapolis	P	1	1	0	-	-	-	-	-	3	W	27-9	-	-	
10/27	at Buffalo	P	1	1	0	-	-	-	-	-	-	-	W	28-25	-	
11/03	at Miami	P	0	0	0	-	-	-	-	-	1	W	42-23	-	-	
11/10	at N.Y. Jets	P	0	0	0	-	-	-	-	-	2	W	31-27	-	-	
11/17	at Denver	P	0	0	0	-	-	-	-	-	-	-	L	8-34	-	
11/24	at Indianapolis	P	1	1	0	-	-	-	-	-	1	W	27-13	-	-	
12/01	at San Diego	P	2	2	0	1.0	9.0	-	-	-	-	-	W	45-7	-	
12/08	N.Y. Jets	P	3	3	0	1.0	8.0	-	-	-	2	W	24-10	-	-	
12/15	at Dallas	P	0	0	0	-	-	-	-	-	-	-	L	6-12	-	
12/21	at N.Y. Giants	P	0	0	0	-	-	-	-	-	3	W	23-22	-	-	
1996 Totals																
01/05	at Pittsburgh	P	2	2	0	1	4.0	26.0	0	0	0	1	0	17	-	-
01/12	at Jacksonville	P	2	2	0	-	-	-	-	-	12	2	W	20-6	-	-
01/26	at Green Bay	P	3	3	0	2.0	14.0	-	-	-	-	1	L	21-35	-	-
1996 Postseason																
09/01	at Miami	P	0	0	0	0	0	0	0	0	0	0	0	0	0	0
09/08	at Buffalo	P	0	0	0	0	0	0	0	0	0	0	0	0	0	0
09/15	at Arizona	P	1	1	0	-	-	-	-	-	2	W	31-0	-	-	
09/22	at Jacksonville	P	0	0	0	-	-	-	-	-	-	-	1 W	at	28-25	
10/06	at Baltimore	P	2	2	0	2.0	9.0	-	-	-	1	-	1	W	46-38	
10/13	at Washington	P	0	0	0	-	-	-	-	-	-	-	1	L	22-27	
10/20	at Indianapolis	P	1	1	0	-	-	-	-	-	3	W	27-9	-	-	
10/27	at Buffalo	P	1	1	0	-	-	-	-	-	-	-	W	28-25	-	
11/03	at Miami	P	0	0	0	-	-	-	-	-	1	W	42-23	-	-	
11/10	at N.Y. Jets	P	0	0	0	-	-	-	-	-	2	W	31-27	-	-	
11/17	at Denver	P	0	0	0	-	-	-	-	-	-	-	L	8-34	-	
11/24	at Indianapolis	P	1	1	0	-	-	-	-	-	1	W	27-13	-	-	
12/01	at San Diego	P	2	2	0	1.0	9.0	-	-	-	-	-	W	45-7	-	
12/08	N.Y. Jets	P	3	3	0	1.0	8.0	-	-	-	2	W	24-10	-	-	
12/15	at Dallas	P	0	0	0	-	-	-	-	-	-	-	L	6-12	-	
12/21	at N.Y. Giants	P	0	0	0	-	-	-	-	-	3	W	23-22	-	-	
1996 Totals																
01/05	at Pittsburgh	P	2	2	0	1	4.0	26.0	0	0	0	1	0	17	-	-
01/12	at Jacksonville	P	2	2	0	-	-	-	-	-	12	2	W	20-6	-	-
01/26	at Green Bay	P	3	3	0	2.0	14.0	-	-	-	-	1	L	21-35	-	-
1996 Postseason																
09/01	at Miami	P	0	0	0	0	0	0	0	0	0	0	0	0	0	0
09/08	at Buffalo	P	0	0	0	0	0	0								

BRUSCHI'S CAREER GAME-BY-GAME (CONT.)

★ ★ ★ ★ ★	BRUSCHI'S CAREER GAME-BY-GAME (CONT.)																				★ ★ ★ ★ ★
10/15	N.Y. Jets	S	6	3	4	-	-	-	-	-	-	-	-	-	-	-	-	-	-	-	L 17-34
10/22	Indianapolis	S	5	4	1	-	-	-	-	-	-	-	-	-	-	-	-	-	-	-	L 23-30
11/05	Buffalo	S	5	2	3	-	-	-	-	-	-	-	-	-	-	-	-	-	-	-	L 17-27
11/12	Cleveland	S	4	4	0	-	-	-	-	-	-	-	-	-	-	-	-	-	-	-	W 23-20
11/19	Cincinnati	S	8	8	0	-	-	-	-	-	-	-	-	-	-	-	-	-	-	-	L 17-41
11/23	Detroit	S	7	3	4	-	-	-	-	-	-	-	-	-	-	-	-	-	-	-	W 31-28
12/04	Kansas City	S	7	4	3	-	-	-	-	-	-	-	-	-	-	-	-	-	-	-	L 20-28
12/10	Chicago	S	6	3	3	-	-	-	-	-	-	-	-	-	-	-	-	-	-	-	W 21-16
12/17	Buffalo	S	2	1	1	-	-	-	-	-	-	-	-	-	-	-	-	-	-	-	L 21-40
12/24	Miami	S	6	3	1	-	-	-	-	-	-	-	-	-	-	-	-	-	-	-	W 23-16
2000 Totals	16/16	105	68	37	1.0	1.0	0	0	5	1	0	3	5-11								
2001	Opponent	P/S	TT	UT	A	S	Yds	I	Yds	PD	FF	FR	SpT	W/L	Score						
09/09	Cincinnati	S	6	4	2	-	-	-	-	-	-	-	-	-	-	17-23					
09/23	N.Y. Jets	S	6	5	1	-	-	-	-	-	-	-	-	-	-	9-10					
09/30	Indianapolis	S	7	5	2	-	-	-	-	-	-	-	-	-	-	44-13					
10/07	Miami	p	4	1	3	-	-	-	-	-	-	-	-	-	-	10-30					
10/14	San Diego					Inactive										W 13-10					
10/21	Indianapolis	p	1	1	0	-	-	-	-	-	-	-	-	-	-	W 38-17					
10/28	Denver	p	3	3	0	-	-	-	-	-	-	-	-	-	-	L 20-31					
11/04	Atlanta	p	2	1	1	-	-	-	-	-	-	-	-	-	-	W 24-10					
11/11	Buffalo	p	1	1	0	1.0	4.0	-	-	-	-	-	-	-	-	W 21-11					
11/18	St. Louis	p	7	5	2	-	-	-	-	-	-	-	-	-	-	L 17-24					
11/25	New Orleans	S	4	2	2	-	-	-	-	-	-	-	-	-	-	W 34-17					
12/02	N.Y. Jets	S	6	6	0	1.0	0.0	-	-	-	-	-	-	-	-	W 17-16					
12/09	Cleveland	S	10	7	2	-	-	-	-	-	-	-	-	-	-	W 27-10					
12/16	Buffalo	S	7	6	1	-	-	-	-	-	-	-	-	-	-	W 12-9					
12/22	Miami	S	7	4	3	-	-	-	-	-	-	-	-	-	-	W 20-13					
01/06	Carolina	S	2	2	0	-	-	-	-	-	-	-	-	-	-	W 38-6					
2001 Totals	15/19	73	54	19	2.0	4.0	2	7	3	3	1	3	11-5								
01/19	Oakland	S	9	8	1	1.0	6.0	-	-	-	-	-	-	-	-	W 41-13					
01/27	Pittsburgh	S	2	1	1	0.5	1.5	-	-	-	-	-	-	-	-	W 24-17					
02/03	St. Louis	S	4	4	0	-	-	-	-	-	-	-	-	-	-	W 20-17					
2002 Postseason	3/3	15	13	2	1.5	7.5	0	0	0	0	0	1	1	3-0							
2002	Opponent	P/S	TT	UT	A	S	Yds	I	Yds	PD	FF	FR	SpT	W/L	Score						
09/09	Pittsburgh	S	4	3	1	1.0	1.0	-	-	-	-	-	-	-	-	W 30-14					
09/15	N.Y. Jets	S	5	4	1	-	-	-	-	-	-	-	-	-	-	W 44-7					
09/22	Kansas City					Inactive										W 41-38					
09/29	San Diego	S	11	8	3	-	-	-	-	-	-	-	-	-	-	L 14-21					
10/05	Miami	S	6	4	2	-	-	-	-	-	-	-	-	-	-	L 13-26					
10/13	Green Bay	S	4	3	1	-	-	-	-	-	-	-	-	-	-	L 10-28					
10/27	Denver	S	7	4	3	1.0	7.0	-	-	-	-	-	-	-	-	L 16-24					
11/03	Buffalo	p	5	4	1	-	-	-	-	-	-	-	-	-	-	W 38-7					
11/10	Chicago	p	3	3	0	1.0	6.0	-	-	-	-	-	-	-	-	W 33-30					
11/17	Oakland	S	10	7	3	-	-	-	-	-	-	-	-	-	-	W 28-27					
11/24	Minnesota	S	10	5	5	1.0	4.0	-	-	-	-	-	-	-	-	W 24-17					
11/28	Detroit	S	0	0	0	-	-	-	-	-	-	-	-	-	-	W 20-12					
12/08	Buffalo					Inactive										W 27-17					
12/16	Tennessee					Inactive										L 7-24					
12/22	N.Y. Jets					Inactive										L 17-30					
12/29	Miami					Inactive										W 27-24					
2002 Totals	11/19	65	45	20	4.5	18.0	2	75	7	1	0	2	9-7								
2003	Opponent	P/S	TT	UT	A	S	Yds	I	Yds	PD	FF	FR	SpT	W/L	Score						
09/07	Buffalo	S	6	4	2	-	-	-	-	-	-	-	-	-	-	L 0-31					
09/14	Philadelphia	S	6	4	2	1.0	9.0	1	18	5	-	-	-	-	-	W 31-10					
09/21	N.Y. Jets	S	10	3	7	-	-	-	-	-	-	-	-	-	-	W 23-16					
09/28	Washington	S	12	7	5	-	-	-	-	-	-	-	-	-	-	L 17-20					
10/05	Tennessee	S	10	7	3	-	-	-	-	-	-	-	-	-	-	W 38-30					
10/12	N.Y. Giants	S	13	8	5	-	-	-	-	-	-	-	-	-	-	W 17-6					
10/19	Miami	S	6	5	1	-	-	-	-	-	-	-	-	-	-	W 19-13					
10/26	Cleveland	S	8	5	3	-	-	-	-	-	-	-	-	-	-	W 9-3					
11/03	Denver	S	5	4	1	-	-	-	-	-	-	-	-	-	-	W 30-26					
11/16	Dallas	S	8	6	2	-	-	-	-	-	-	-	-	-	-	W 12-0					
11/23	Houston	S	7	3	4	-	-	-	-	-	-	-	-	-	-	W 23-20					
11/30	Indianapolis	S	11	4	3	-	-	-	-	-	-	-	-	-	-	W 38-34					
12/07	Miami	S	7	5	2	-	-	-	-	-	-	-	-	-	-	W 12-0					
12/14	Jacksonville	S	10	8	2	-	-	-	-	-	-	-	-	-	-	W 27-13					
12/20	N.Y. Jets	S	8	6	2	-	-	-	-	-	-	-	-	-	-	W 21-16					
12/27	Buffalo	S	10	4	6	1.0	7.0	-	-	-	-	-	-	-	-	W 31-0					
2003 Totals	16/16	137	86	51	2.0	16.0	3	26	16	3	1	3	14-2								
01/10	Tennessee	S	9	5	4	-	-	-	-	-	-	-	-	-	-	W 17-14					
01/18	Indianapolis	S	5	3	2	-	-	-	-	-	-	-	-	-	-	W 24-14					
02/01	Carolina	S	4	2	2	-	-	-	-	-	-	-	-	-	-	W 32-29					
2003 Postseason	3/3	18	10	8	0.0	0.0	0	0	0	0	0	0	0	3-0							
2004	Opponent	P/S	TT	UT	A	S	Yds	I	Yds	PD	FF	FR	SpT	W/L	Score						
09/09	Indianapolis	S	8	6	2	-	-	-	-	-	-	-	-	-	-	W 27-24					
09/19	Arizona	S	1	1	0	-	-	-	-	-	-	-	-	-	-	W 23-12					
10/03	Buffalo	S	8	6	2	0.5	0.0	-	-	-	-	-	-	-	-	W 31-17					
10/10	Miami	S	4	3	1	-	-	-	-	-	-	-	-	-	-	W 24-10					
10/17	Seattle	S	7	5	2	-	-	-	-	-	-	-	-	-	-	W 30-20					
10/24	N.Y. Jets	S	10	5	5	-	-	-	-	-	-	-	-	-	-	W 13-7					
10/31	Pittsburgh	S	16	8	8	-	-	-	-	-	-	-	-	-	-	L 29-34					
11/07	St. Louis	S	6	5	1	1.0	9.0	-	-	-	-	-	-	-	-	W 49-22					
11/14	Buffalo	S	6	3	3	-	-	-	-	-	-	-	-	-	-	W 29-6					
11/22	Kansas City	S	8	7	1	-	-	-	-	-	-	-	-	-	-	W 27-19					
11/28	Baltimore	S	7	4	3	1.0	8.0	-	-	-	-	-	-	-	-	W 24-3					
12/05	Cleveland	S	8	4	4	1.0	8.0	-	-	-	-	-	-	-	-	W 42-15					
12/12	Cincinnati	S	14	12	2	-	-	-	-	-	-	-	-	-	-	W 35-28					
12/20	Miami	S	3	2	1	-	-	-	-	-	-	-	-	-	-	L 28-29					
12/26	N.Y. Jets	S	8	5	3	-	-	-	-	-	-	-	-	-	-	W 23-7					
01/02	San Francisco	S	14	8	6	-	-	-	-	-	-	-	-	-	-	W 21-7					
2004 Totals	16/16	128	84	44	3.5	35.0	3	70	6	3	0	4	14-2								
01/16	Indianapolis	S	8	5	3	-	-	-	-	-	-	-	-	-	-	W 20-3					
01/23	Pittsburgh	S	8	7	1	-	-	-	-	-	-	-	-	-	-	W 41-27					
02/06	Philadelphia	S	7	6	1	1.0	10.0	1</													



#50

**Vinny
CIURCIU**

HT: **6-0** WT: **240 lbs**
 Born: **5/2/80**
 Exp. (NFL/Patriots): **7/1**
 GP/GS (Playoffs): **84/5 (8/0)**
 Acq: **UFA (MIN)-09**
 College: **Boston College**
 Hometown: **Paramus, N.J.**

LINEBACKER

Pronounced: CHURCH-you

CAREER TRANSACTIONS

Vinny Ciurciu was signed by the Patriots as a free agent on May 4, 2009 ... Originally signed as an undrafted free agent by the Carolina Panthers (5/2/03) ... Released by Carolina (8/31/03) ... Signed to the practice squad by Carolina (9/2/03) ... Signed as a free agent by the Tampa Bay Buccaneers from the Panthers practice squad (10/8/03) ... Released by Tampa Bay (12/2/03) ... Signed to the practice squad by Carolina (12/5/03) ... Signed from the practice squad by Carolina (12/20/03) ... Signed as a free agent by the Minnesota Vikings (3/3/07) ... Released by Minnesota (3/3/09).

CAREER HIGHLIGHTS

- ★ Ciurciu joins the Patriots in 2009 as a veteran of six NFL seasons with the Tampa Bay Buccaneers (2003), Carolina Panthers (2003-06) and Minnesota Vikings (2007-08).
- ★ Ciurciu enters 2009 having played in 84 career games with five starts and has recorded 44 career tackles (34 solo) along with 74 career special teams tackles.
- ★ In 2007, Ciurciu tied for second on the Vikings with 15 special teams tackles despite missing three games.
- ★ Ciurciu led the Carolina Panthers in special teams tackles in 2006, registering a career-high 19 stops.
- ★ In 2004 with Carolina, made a career-high four starts, filling in for the injured Dan Morgan and made a single-season career high 33 tackles (25 solo).

SEASONAL REVIEWS

- ★ **2008 (14/0, 1/0 – Minnesota):** Played in 14 regular-season games and one postseason contest ... Finished the season ranked tied for fourth on the Vikings in special teams tackles with seven ... Tallied a season-high two special teams tackles three times versus Indianapolis (9/14), versus Detroit (10/12) and versus the New York Giants (12/28) ... Stepped in at middle linebacker for the injured Dan Herron versus Detroit (10/12) and tallied three tackles in coverage ... Tallied one special teams tackle in the Vikings' playoff loss versus Philadelphia (1/4).
- ★ **2007 (13/0 – Minnesota):** Played in 13 games, seeing action primarily on special teams ... Tied for second on the team with 15 special teams tackles despite missing three games due to injury ... Played on special teams return units and helped Vikings rookie Aundrae Allison set a team record for kickoff return average at 28.7 yards per return ... Posted a single-game career high three special teams tackles versus Oakland (11/18).
- ★ **2006 (16/0 – Carolina):** Played in all 16 games and led the Panthers with a single-season career high 19 special teams tackles ... Keyed the Panthers punt coverage unit that ranked sixth in the NFL, allowing only 6.4 yards per return ... Tallied two tackles (1 solo) in coverage.
- ★ **2005 (15/1, 3/0 – Carolina):** Appeared in 15 regular-season games and made one start at outside linebacker ... Played in all three of the Panthers' postseason games ... Ranked second on the team with 14 special teams tackles ... Part of a Panthers punt coverage unit that ranked fifth in the NFL in return yard average and helped punter Jason Baker to the NFL's top mark in net punting average at 38.9

yards per punt ... Tallied six tackles (5 solo) in coverage ... Started at outside linebacker at Miami (9/25) in place of the injured Will Witherspoon ... Tallied two special teams tackles in the postseason.

- ★ **2004 (16/4 – Carolina):** Played in all 16 games and made a career high four starts, all at middle linebacker ... Notched career highs with 33 tackles and 25 solo tackles on the season ... Added nine special teams tackles ... Saw his first significant action at Seattle (10/31) where he replaced injured linebacker Dan Morgan and tallied a single-game career high 10 tackles in coverage ... Made starts at middle linebacker versus Oakland (11/7), versus Arizona (11/21), versus Tampa Bay (11/28) and at New Orleans (12/5).
- ★ **2003 (2/0, 4/0 – Carolina, 8/0 – Buccaneers):** Split time between Tampa Bay and Carolina, playing in eight games with the Buccaneers before playing the final two regular-season games with the Panthers in addition to four postseason games, including Super Bowl XXXVIII versus the Patriots ... Tallied seven special teams tackles with the Buccaneers before being released (12/2) ... Signed the Panthers practice squad (12/5) and signed to the active roster for the final two games of the regular-season, contributing three tackles on special teams ... Saw action on special teams in all of the Panthers' four postseason games.

COLLEGE

Ciurciu began his collegiate career playing fullback at Clemson before transferring to Boston College and moving to linebacker ... As a senior at Boston College in 2002, ranked second on the team with 102 tackles in addition to five passes defended, two forced fumbles and one interception ... As a junior in 2001, led the Eagles in tackles with 87 and grabbed two interceptions ... Sat out the 2000 season after transferring to Boston College from Clemson, per NCAA rules ... As a freshman (1998) and sophomore (1999) at Clemson, Ciurciu played in 23 games with one start and totaled 30 carries for 104 yards and four catches for 22 yards and one touchdown.

PERSONAL

Vinny Ciurciu was born on May 2, 1980 ... Was a two-year starter at fullback and outside linebacker at St. Joseph (Paramus, N.J.) Regional High School ... Garnered first



- ★ Ciurciu is co-owner of a New Jersey based sportswear company, Anger Sports, with his brother. The athletic clothing line specializes in workout and casual clothes.
- ★ Ciurciu played with current Patriots teammate Dan Koppen at Boston College from 2001-02.
- ★ Ciurciu likes to cook, especially Italian food, and learned by watching his mother and grandmother. He says he can make a great sauce, but won't reveal his secret recipe.

Ciurciu

team all-state honors at linebacker as a junior and senior ... Rushed for 1,260 yards and scored 25 touchdowns his senior year ... During his time with Carolina, was active with the United Way's Hometown Huddle in Charlotte where he helped refurbish a playground and upgrade facilities at a local YMCA

... Has an interest in real estate development and has started working in the field in New Jersey ... The middle of three children in his family ... Owns a sportswear company, Anger Sports, with his brother that specializes in workout and casual clothing ... Majored in marketing at Boston College.

★ ★ ★ ★ VINNY CIURCIU ★ ★ ★ ★																			
Pos: LB		Ht: 6-0	Wt: 240	Year: 7th		Acq: UFA(MIN)-09		College: Boston College						Born: 5/2/80					
REGULAR SEASON			TACKLES					INTERCEPTIONS						MISCELLANEOUS					
Year	Team	G/S	TT	UT	A	S	Yds	No	Yds	Avg	Lg	TD	PD	FF	FR	Yds	TD	SpT	
2003	Buccaneers	8/0	0	0	0	0.0	0.0	0	0	0.0	0	0	0	0	0	0	0	7	
2003	Panthers	2/0	0	0	0	0.0	0.0	0	0	0.0	0	0	0	0	0	0	0	3	
2003 Totals		10/0	0	0	0	0.0	0.0	0	0	0.0	0	0	0	0	0	0	0	10	
2004	Panthers	16/4	33	25	8	0.0	0.0	0	0	0.0	0	0	0	0	0	0	0	9	
2005	Panthers	15/1	6	5	1	0.0	0.0	0	0	0.0	0	0	0	0	0	0	0	14	
2006	Panthers	16/0	2	1	1	0.0	0.0	0	0	0.0	0	0	0	0	0	0	0	19	
2007	Vikings	13/0	0	0	0	0.0	0.0	0	0	0.0	0	0	0	0	0	0	0	15	
2008	Vikings	14/0	3	3	0	0.0	0.0	0	0	0.0	0	0	0	0	0	0	0	7	
Totals-6 years		84/5	44	34	10	0.0	0.0	0	0	0.0	0	0	0	0	0	0	0	74	
POSTSEASON			TACKLES					INTERCEPTIONS						MISCELLANEOUS					
Year	Team	G/S	TT	UT	A	S	Yds	No	Yds	Avg	Lg	TD	PD	FF	FR	Yds	TD	SpT	
2003	Panthers	4/0	0	0	0	0.0	0.0	0	0	0.0	0	0	0	0	0	0	0	0	
2005	Panthers	3/0	0	0	0	0.0	0.0	0	0	0.0	0	0	0	0	0	0	0	2	
2008	Vikings	1/0	0	0	0	0.0	0.0	0	0	0.0	0	0	0	0	0	0	0	1	
Totals-3 years		8/0	0	0	0	0.0	0.0	0	0	0.0	0	0	0	0	0	0	0	3	





#63

Dan

CONNOLLY

HT: 6-4 WT: 313 lbs

Born: 9/2/82

Exp. (NFL/Patriots): 4/2

GP/GS (Playoffs): 5/0 (0/0)

Acq: FA-07

College: Southeast Missouri St.

Hometown: St. Louis, Mo

★ ★ ★ ★ OFFENSIVE LINE ★ ★ ★ ★

CAREER TRANSACTIONS

Dan Connolly originally joined the Patriots as a practice squad player on September 12, 2007 ... Originally signed by the Jacksonville Jaguars as a rookie free agent prior to the 2005 season ... Placed on injured reserve with a finger injury (9/4/06) ... Released by the Jaguars (9/1/07) ... Signed to the Patriots' active roster (2/5/08) ... Released by the Patriots (10/20/08) ... Signed to the Patriots practice squad (10/22/08) ... Signed to the Patriots' active roster (12/14/08).

SEASONAL REVIEWS

- ★ **2008 (1/0):** Appeared in one game, making his Patriots debut while playing on special teams blocking units in the season finale at Buffalo (12/28) ... Listed as a gameday inactive for the season's first five games ... Released by the Patriots on Oct. 20 and signed to the Patriots practice squad on Oct. 22 ... Spent seven weeks on the Patriots practice squad from Oct. 22 to Dec. 13 ... Re-signed to the active roster on Dec. 13 ... Listed as a gameday inactive at Oakland (12/14) and against Arizona (12/21).
- ★ **2007 (0/0):** Was signed to the Patriots practice squad on Sept. 12 and spent the remainder of the season on the practice squad ... Released by Jacksonville following the 2007 preseason (9/1).
- ★ **2006 (0/0 - Jacksonville):** Placed on the reserve/injured list on Sept. 4 and missed the entire 2006 regular season.
- ★ **2005 (4/0 - Jacksonville):** Played in four games for the Jaguars as a rookie, seeing action on special teams ... Was one of two undrafted Jaguars rookies to make the team (Derrick Wimbush) and was one of just 15 players in team history to make the team as an undrafted rookie ... Made

his NFL debut on Dec. 11 against Indianapolis ... Was active for the final four games of the regular season and for a wild card playoff game at New England on Jan. 7.

COLLEGE

Was a four-year starting offensive tackle at Southeast Missouri State ... All-Conference selection for four consecutive seasons ... Finished career with 46 consecutive starts ... Started at offensive tackle in all 11 games as a senior ... Earned first-team All-Conference ... Started at offensive tackle all season as a junior and earned second-team All-Conference after allowing only one sack ... As a sophomore started at offensive tackle all season ... Earned second-team All-Conference after not allowing any sacks.

PERSONAL

Daniel Paul Connolly was born the son of John and Mary Beth Connolly on Sept. 2, 1982 ... Was a three-time All-District



EXTRA POINTS

- ★ Dan's brother, Patrick, was the Chef de Cuisine at Radius, a French food restaurant in Boston. While working at Chef Michael Schlow's restaurant Patrick was the winner of the prestigious James Beard Foundation Award for Best Chef in the Northeast region for 2008.

and All-Conference at Marquette High in Chesterfield, Mo. ... First member of the 1,000-pound weight lifting club ... Actively supports teammates community efforts ... While

with the Jaguars was a frequent visitor of Clara White Mission and Wolfson Childrens' Hospital ... Majored in sports management ... Dan is married to Lori.





#98

Shawn CRABLE

HT: **6-5** WT: **243 lbs**
 Born: **12/26/84**
 Exp. (NFL/Patriots): **2/2**
 GP/GS (Playoffs): **0/0**
 Acq: **D3a-08 (78th)**
 College: **Michigan**
 Hometown: **Massillon, Ohio**

LINEBACKER

CAREER TRANSACTIONS

Shawn Crable was drafted by the New England Patriots in the third round (78th overall) of the 2008 NFL Draft ... Signed by the Patriots (7/21/08) ... Placed on injured reserve with a shin injury (11/5/08).

SEASONAL REVIEWS

★ **2008 (0/0):** Listed as a gameday inactive for the season's first eight games before being placed on injured reserve with a shin injury on Nov. 5.


COLLEGE

In 47 games at the University of Michigan, Crable started 20 contests at strong-side linebacker ... He recorded 148 tackles (101 solos), ranking tied for 10th on the school's all-time record list ... Had 16 sacks and finished seventh in Wolverines annals with 43 stops for losses of 163 yards ... His 43 tackles for losses rank seventh on the school's career-record list ... His 28.5 stops behind the line of scrimmage in 2007 set a Michigan season-record ... Was an All-American second-team choice by the Walter Camp Football Foundation as a senior and was a Butkus Award and Bednarik Award semi-finalist ... Served as one of the team's three captains ... Ranked second in the nation with

a school season-record 28.5 stops for losses of 85 yards.

PERSONAL

Shawn Crable was born on December 26, 1984 ... Attended Washington (Massillon, Ohio) High School ... Made 75 tackles, 17 sacks, three forced fumbles and two interceptions as a senior ... Recorded 125 tackles, six sacks, 19 stops for losses and two interceptions as a junior ... Lettered four times in basketball, averaging 18 points and 10 rebounds during his junior season ... Three-year letterman in track, running the 100-meter dash in 10.7 seconds and anchored the 4x100 relay team ... Was a general studies major at Michigan.



EXTRA POINTS

★ Shawn was a team captain on the 2007 Michigan Wolverines team that finished with a 9-4 record and defeated ninth-ranked Florida in the Capital One Bowl.

★ ★ ★ ★ SHAWN CRABLE ★ ★ ★ ★																			
Pos: LB		Ht: 6-5	Wt: 243	Year: 2nd	Acq: D3-08 (78th)	College: Michigan	Born: 12/26/84												
REGULAR SEASON		TACKLES					INTERCEPTIONS					MISCELLANEOUS							
Year	Team	G/S	TT	UT	A	S	Yds	No	Yds	Avg	Lg	TD	PD	FF	FR	Yds	TD	SpT	
2008	Patriots	0/0	0	0	0	0	0.0	0	0	0.0	0	0	0	0	0	0	0	0	0
Totals-1 year		0/0	0	0	0	0.0	0.0	0	0	0.0	0	0	0	0	0	0	0	0	0





#85

Tyson DEVREE

HT: **6-6** WT: **245 lbs**
 Born: **11/12/84**
 Exp. (NFL/Patriots): **2/2**
 GP/GS (Playoffs): **2/0 (0/0)**
 Acq: **FA-08**
 College: **Colorado**
 Hometown: **Hudsonville, Mich.**

TIGHT END

CAREER TRANSACTIONS

Tyson DeVree was signed by the Patriots as an undrafted free agent May 5, 2008 ... Released by the Patriots (6/11/08) ... Re-signed by the Patriots (8/19/08) ... Released by the Patriots (8/30/08) ... Signed to the Patriots practice squad (9/1/08) ... Released from the Patriots practice squad (9/4/08) ... Re-signed to the Patriots practice squad

(9/16/08) ... Signed to the Patriots active roster from the practice squad (11/17/08).

SEASONAL REVIEWS

★ **2008 (2/0):** Played in two of the Patriots' final six games after being signed to the active roster on Nov. 17 ... Did not record any statistics ... Was a member of the Patriots'

practice squad for nine weeks from Sept. 17 to Nov. 17 ... Made his NFL debut at Seattle (12/7) ... Played in reserve at tight end and on special teams coverage and return units against Arizona (12/21).

COLLEGE

Played in 22 games for Colorado from 2006-07 after transferring from Western Michigan, where he played from 2003-04 ... Caught 37 passes for 402 yards and a career-high eight receiving touchdowns as a senior in 2007 ... As a junior in 2006, played in 11 games with three starts and four catches for 36 yards in his first season at Colorado ... Redshirted at Colorado in 2005 ... As a sophomore at Western Michigan in 2004, was named a preseason second-team All-Mid-America Conference member ... Made 25 catches for 218 yards and three touchdowns ... As a freshman in 2003, tallied 30 receptions for 331 yards and three touchdowns for Western Michigan.

PERSONAL

Tyson DeVree was born on November 12, 1984... Attended Hudsonville High School where he finished with 98 career receptions, including a single-season record of 53 in his senior

year... Named to the Detroit News Blue Chips list and was No. 23 on the Detroit Free Press Fab 50 squad... Three-time letter-winner in football... Also lettered twice in basketball and baseball and was an all-conference player on the diamond... His brother, Todd, was a 2001 All-American defensive tackle at Hillsdale College... Majored in education at Colorado ... Tyson and his wife, Aubree, were married in 2006.

EXTRA POINTS

- ★ Tyson and his wife, Aubree, who is a social worker, are active in various church outreach programs in their home state of Michigan and New England.
- ★ DeVree enjoys traveling and he plans to live abroad with his wife to carry out missionary work after his career in football. Tyson says that South Africa would be his desired destination.

★ ★ ★ ★ TYSON DEVREE ★ ★ ★ ★																							
Pos: TE			Ht: 6-6			Wt: 245			Year: 2nd			Acq: FA-08			College: Colorado			Born: 11/12/84					
REGULAR SEASON			RECEIVING					RUSHING					KICK RETURNS					PUNT RETURNS					
Year	Team	P/S	No	Yds	Avg	Lg	TD	No	Yds	Avg	Lg	TD	No	Yds	Avg	Lg	TD	No	FC	Yds	Avg	Lg	TD
2008	Patriots	2/0	0	0	0.0	0	0	0	0	0.0	0	0	0	0	0.0	0	0	0	0	0	0.0	0	0
Totals-1 year		2/0	0	0	0.0	0	0	0	0	0.0	0	0	0	0	0.0	0	0	0	0	0	0.0	0	0

#33

Kevin FAULK

HT: 5-8 WT: 202 lbs
Born: 6/5/76
Exp. (NFL/Patriots): 11/11
GP/GS (Playoffs): 137/35 (17/4)
Acq: D2-99 (46th)
College: Louisiana State
Hometown: Carencro, La.

SUPER BOWLS:

CAREER TRANSACTIONS

Kevin Faulk was selected by the Patriots in the second round of the 1999 NFL Draft (46th overall) ... The pick was acquired in a trade with the Tennessee Titans in exchange for the Patriots' second-round pick (52nd overall – John Thornton) and their fourth-round pick (117th overall – Donald Mitchell) ... Signed a five-year contract with the Patriots (7/28/99) ... Placed on injured reserve with an ankle injury (12/19/99).

CAREER HIGHLIGHTS

- ★ Entering the 2009 season, Faulk is one of just six NFL players to total at least 2,000 rushing yards and at least 3,000 receiving yards since 2000, joining Tiki Barber, Marshall Faulk, Michael Pittman, LaDainian Tomlinson and Brian Westbrook.
- ★ Faulk has gained more total yards from scrimmage than any other Patriots player since 2001, totaling 5,114 yards over that span, entering the 2009 season. His 5,114 yards from scrimmage are more than 1,300 more than any other player (Troy Brown, 3,745). Faulk's consistent contributions over the last eight seasons entering 2009 have helped the Patriots to a 111-34 record over that span.
- ★ Faulk is the Patriots' all-time leader in receptions by a running back, totaling 381 catches in his 10-year career,

entering 2009. His 381 receptions rank fourth on the Patriots' all-time list.

- ★ Faulk enters the 2009 season ranked eighth on the Patriots' all-time rushing list with 3,170 career yards. He can break into the top five with just 221 rushing yards in 2009. Don Calhoun ranks fifth entering 2009 with 3,391 career yards from 1975-81.
- ★ Faulk enters the 2009 season as the Patriots' all-time leading return specialist, totaling 4,855 combined return yards (3,954 kick return yards and 901 punt return yards).

EXTRA POINTS

- ★ Kevin hosts an annual celebrity softball game in Brookton, Mass. to benefit the United Way of Massachusetts Bay and the United Way of Acadiana in his home state of Louisiana.
- ★ Kevin resisted the temptation of turning pro following his junior season at LSU, and stayed in school to earn his degree in Kinesiology in just three and a half years.

- ★ Faulk is the Patriots' all-time kickoff return leader with 175 returns for 3,954 yards and two touchdowns.
- ★ Faulk has averaged 4.1 yards per carry in his career, an average total that ranks sixth in team history entering 2009.
- ★ In 2008, Faulk ranked third on the Patriots with 993 yards from scrimmage (507 rushing, 486 receiving), trailing only Wes Welker (1,191) and Randy Moss (1,008). Faulk tied for the team lead with four games with more than 100 scrimmage yards, tying his career high.
- ★ Faulk had a career-high 58 receptions in 2008, a total that ranked third among all NFL running backs.
- ★ Faulk averaged a career-high 6.1 yards per carry in 2008 (507 yards on 83 carries), a figure that led all NFL rushers with at least 500 rushing yards.
- ★ In 2008, Faulk was a part of the best rushing season for the Patriots in more than 20 years, totaling 2,278 rushing yards (the most since 1985), 21 rushing touchdowns (the most since 1981) and an average of 4.4 yards per carry (the best since 1983).
- ★ Faulk co-captained a Patriots offense in 2007 that set numerous NFL records, including most points (538) and most touchdowns (75) in a season.
- ★ In 2007, Faulk ranked third on the team with 47 receptions, trailing only Wes Welker (112) and Randy Moss (98). Faulk's 47 catches were one shy of his career high (48 in 2003).
- ★ Faulk's 20 receptions in the 2007 playoffs ranked second on the team, trailing only Welker (27).
- ★ Faulk led the Patriots with a career high 20 punt returns in 2004, gaining a total of 133 yards.
- ★ In the 2004 playoffs, Faulk participated in all three games and recorded 133 rushing yards on 22 carries (5.2 avg).
- ★ Faulk registered his 200th career reception in the Patriots' 29-6 victory over Buffalo (11/14/04).
- ★ Faulk led the Patriots with a career-high 1,078 yards from scrimmage in 2003. He finished second on the team in both carries (178) and receptions (48), gaining a career-high 638 yards on the ground and catching 440 yards worth of passes.
- ★ Faulk finished second in the NFL in 2002 with a career-high 27.9-yard kickoff return average in 2002 (26 att. - 725 yds).
- ★ Faulk returned two kickoffs for touchdowns in 2002 (86 yds at Oakland 11/17 and 87 yds vs. N.Y. Jets 12/22) and became just the second Patriot to return multiple kickoffs for touchdowns in one season, joining Raymond Clayborn, who returned three in 1977.
- ★ Faulk was the first player in Patriots history and the only NFL player in 2002 to score multiple touchdowns rushing (2), receiving (3) and via kickoff return (2).
- ★ Faulk has two 100-yard receiving games to his credit, one each in 2002 and 2003. He amassed a career-high 109 receiving yards on seven catches at Chicago (11/10/02), becoming the first Patriots running back to eclipse the 100-yard receiving mark since Tony Collins gained 109 yards on six catches at Tampa Bay (10/27/85). In 2003, Faulk came within a whisker of his career-high with an eight-catch, 108-yard effort at Houston (11/23/03).
- ★ Completed his first career pass attempt when he took a direct snap from center and found quarterback Tom Brady for a 23-yard gain vs. Miami (12/22/01).
- ★ Faulk set a career high with 11 catches vs. Tampa Bay (9/3/00).
- ★ Set a career-high with a 95-yard kickoff return vs. N.Y. Jets (11/15/99). It was the eighth longest return - and the longest non-scoring return - in franchise history.

★ FAULK'S SINGLE GAME CAREER HIGHS ★			
Regular Season			
Rushing			
Attempts:	23	at Houston (11/23/03)	
		vs. Cleveland (10/26/03)	
Yards:	96	vs. Cleveland (10/26/03)	
Avg. (min. 10 att.):	6.7	at Cleveland (12/05/04)	
Long:	45t	at Buffalo (11/03/02)	
Receiving			
Receptions:	11	vs. Tampa Bay (09/03/00)	
Yards:	109	at Chicago (11/10/02)	
Long:	52t	vs. Miami (12/24/00)	
Touchdowns			
Total:	2	Three times, most recent at San Francisco (10/5/08)	
Rushing:	2	at San Francisco (10/5/08)	
Receiving:	2	at Chicago (11/10/02)	

SEASONAL REVIEWS

★ **2008 (15/3):** Recorded 993 total yards from scrimmage (507 rushing and 486 receiving), placing third on the team and achieving the third highest total of his 10-year career ... Finished third on the team with 58 receptions and placed second on the club with 507 rushing yards ... Caught a career-high 58 passes for a career-high 486 receiving yards, recording the third highest reception total by an NFL running back in 2008 ... Tied his career high with four games with over 100 yards from scrimmage ... Averaged 6.1 yards per rush (507 yards on 83 rushes), leading the NFL in that category among all players with 500 or more rushing yards ... Was a part of the best rushing season for the Patriots in more than 20 years, totaling 2,278 rushing yards (sixth in team history and the most since 1985), 21 rushing touchdowns (tied for fourth in team history and the most since 1981) and an average of 4.4 yards per carry (fifth in team history and the best since 1983) ... Led the team in rushing yards four times (vs. STL, at IND, at MIA, vs. PIT) in 2008 ... Moved into fourth place on the Patriots' all-time receptions list ahead of Irving Fryar with a 9-yard reception against Pittsburgh on Nov. 30, giving him 364 receptions for his career ... Set a career high with two rushing touchdowns while making seven carries for 32 yards at San Francisco (10/5) ... Tied a career-high with two total touchdowns ... Busted up the middle for 2-yard touchdown run on second and goal ... Followed with his second 2-yard rushing touchdown of the game, taking a direct snap out of the shotgun into the end zone ... Passed Terry Glenn for fifth place on the Patriots' all-time receptions list with 330 on a 2-yard reception ... Led the team with eight rushes for 48 yards while making three catches out of the backfield for 29 yards at San Diego (10/12) ... Tallied a season high 50 rushing yards on four carries, while making three catches for six yards out of the backfield against Denver (10/20) ... Helped the Patriots complete a fourth-quarter comeback by hauling in a 15-yard touchdown pass from Matt Cassel in the corner of the end zone in the Patriots' comeback victory over St. Louis (10/26) ... Led the team with 60 rushing yards on 10 carries along with five catches for 38 yards out of the backfield at Indianapolis (11/2) ... Recorded his 3,000th receiving yard on an 11-yard reception ... Tallied 105 total scrimmage yards, registering a team-leading eight rushes for 53 yards and one touchdown along with eight catches out of the backfield for a season-high 52 yards at Miami (11/23) ... Wove his way up the middle of the Dolphins' defense on a season-long 21-yard run for a touchdown ... Became the sixth running back to total at least 2,000 yards rushing and 3,000 receiving yards in the 2000s with a 6-yard reception against the Dolphins ... Tallied 146 all-purpose yards, while leading the team in rushing with 73 yards along with taking the team lead in receptions (7) and

receiving yards (48) against Pittsburgh (11/30) ... Turned in the third longest rush of his career with a 41-yard run ... Recorded his second straight game with 100 yards from scrimmage ... Tallied his fifth touchdown of the season, his second receiving touchdown of the season, on a 7-yard reception from Matt Cassel at Oakland (12/14) ... Tallied 137 all-purpose yards with six carries for 45 yards and six receptions for 66 yards while returning three punts for 26 return yards ... With his 15-yard touchdown reception against Arizona (12/21), set a single-season career high with 478 receiving yards, surpassing his old career best of 465 yards in 2000, before finishing the season with 486 receiving yards ... Also set a single-season career high for touchdowns scored with his sixth touchdown of 2008 on the play.

★ **2007 (16/8, 3/2):** Played a full 16-game regular-season schedule for the second time in his career while making eight starts at running back ... Was voted an offensive co-captain by his teammates for the first time in his career ... Moved past Craig James and into 10th place on the Patriots' all-time rushing list with a 50-yard performance in the Patriots' win over the Dallas Cowboys (10/14) ... Passed Gino Cappelletti to move into sixth place on the Patriots' all-time career receptions list with his 293rd career catch on a 7-yard reception in the Patriots' victory over the Washington Redskins (10/28) ... Tied for second on the team with his five receptions for 38 yards in the Patriots' win against Buffalo (9/23) ... Made three carries for 22 yards and caught three passes for 39 yards, including a 23-yard pick-up out of the backfield, at Cincinnati (10/1) ... Registered a season high 13 carries for 50 yards after starter Sammy Morris went down with an injury in the Patriots' win at Dallas (10/14) ... Finished second on the team with seven receptions for 57 yards and tallied five carries for 32 yards against Washington (10/28) ... Caught four balls for 29 yards on the Patriots' opening drive against Washington, including his 293rd career receptions, moving him into sixth place on the Patriots' all-time list ... Dove into the end zone after a 13-yard catch-and-go from Tom Brady for the game-winning touchdown in the Patriots' comeback win at Indianapolis (11/4) ... Extended the game-tying fourth-quarter drive with a hard-fought 2-yard gain on fourth-and-one at Baltimore (12/3) ... Streaked across the field and forced a fumble, which was recovered by Benjamin Watson, after Ed Reed had intercepted a Tom Brady pass in the first half of the Patriots' win at Baltimore (12/3) ... Pulled in a season-high eight catches for 68 yards out of the backfield in a reserve role at running back as the Patriots became the first NFL team to finish with a 16-0 regular-season record with a win over the New York Giants (12/29) ... Extended the final touchdown drive of the game with a 13-yard reception on third and 11 ... Made five catches out of the backfield for 36 yards and carried the ball four times for nine yards in the Patriots' divisional playoff win over Jacksonville (1/12) ... Led the team in receptions with eight catches for 82 yards out of the backfield in the Patriots' win over San Diego in the AFC Championship Game (1/20) ... Made a terrific diving catch on third-and-three for a 14-yard gain ... Finished second on the team with seven receptions for 52 yards in Super Bowl XLIII (2/3) ... Four of his seven catches against New York came on third down and resulted in Patriots' first downs.

★ **2006 (15/1, 3/1):** Played in 15 regular season games with one start at running back ... Saw action in all three postseason contests with one start ... Set the Patriots' career record for receptions by a running back, passing Tony Collins, with his 262nd catch on a 9-yard grab in the fourth quarter of the Patriots' 17-13 victory over the Bears (11/26/06) ... Tied for the team lead in receptions four times (vs. DEN, vs. IND, vs. CHI, vs. DET) ... Led the team in receiving yards once (vs. HOU) ... Lined up at wide

receiver and made a diving catch in the corner of the end zone for a 17-yard touchdown in the season opener against Buffalo (9/10) ... Gave the Patriots excellent field position with a career-high 43-yard punt return to the Bengals 42-yard line in the second quarter against Cincinnati (10/1) ... It was New England's longest punt return since Troy Brown returned a punt 68 yards for a touchdown in the 2001 regular-season finale at Carolina on Jan. 6, 2002 ... Tied for the team lead with five receptions for 31 yards against Indianapolis (11/5) ... Extended the Patriots' first touchdown drive with a 14-yard reception on fourth-and-three in the first quarter ... Tied for the team lead with six receptions for 37 yards against Chicago (11/26) ... Kept the Patriots' first scoring drive alive with a 7-yard reception on third-and-four in the second quarter ... Set the Patriots career record for receptions by a running back with a 9-yard grab in the fourth quarter ... Tied for the team lead with eight receptions for 59 yards against Detroit (12/3) ... Returned five kickoffs for 105 yards ... Tied a career high with two touchdowns against Houston (12/17) ... Rushed the ball four times for 22 yards and a touchdown ... Snared two receptions for 46 yards and a touchdown in the win ... Gave the Patriots a 7-0 lead with an 11-yard touchdown run off left guard with 8:06 remaining in the first quarter ... Hauled in a 43-yard touchdown reception on a screen pass in the first quarter ... Caught one pass for seven yards and a touchdown in a wild card playoff game against the N.Y. Jets (1/7) ... Gave the Patriots a 30-16 lead with a 7-yard touchdown reception on third-and-goal in the fourth quarter ... In the divisional playoffs at San Diego (1/14), tied the game at 21-21 by taking a direct snap and rumbling in for the two-point conversion with less than five minutes remaining in the fourth quarter.

★ **2005 (8/2, 2/1):** Played in eight games with two starts and recorded 51 rushes for 145 yards and 29 receptions for 260 yards ... With the 211th reception of his career (9/25), moved into second place on the Patriots' all-time list for receptions by a running back ... Finished second on the team with a season-high seven receptions for 71 yards against Pittsburgh (9/25) ... Snared a season-long 23-yard screen pass in the second quarter. His first reception of

MEMBER OF 2000/2000 CLUB FOR THE 2000s

Kevin Faulk is one of just 11 NFL players this decade to total at least 2,000 rushing yards and at least 2,000 receiving yards, and is one of only six players to have at least 2,000 rushing yards and at least 3,000 receiving yards. Faulk has totaled 2,943 rushing yards and 3,206 receiving yards since 2000, joining an exclusive list of elite players who have achieved the feat. Faulk is one of just six players who reached the milestone with just one team. In the 1990s, there were 13 players who achieved the 2000/2000 milestone; 22 players did it in the 1980s; nine players achieved the feat in the 1970s.

PLAYERS WITH 2,000 RUSHING YARDS AND 2,000 RECEIVING YARDS SINCE 2000 (Listed Alphabetically)

Player	Team	Rushing	Receiving
Tiki Barber*	NYG	9514	3927
Warrick Dunn	TB/ATL	8347	2944
Kevin Faulk	NE	2943	3206
Marshall Faulk*	STL	5578	3023
Charlie Garner*	SF/OAK/TB	3607	2614
Ahman Green	GB/HST	8716	2863
Priest Holmes*	KC	6658	2598
Edgerrin James	IND/ARZ	10568	2759
Michael Pittman	ARZ/TB/DEN	5247	3316
LaDainian Tomlinson	SD	11760	3801
Brian Westbrook	PHI	5671	3597

*-No Longer Active

the game, an 8-yard grab near the end of the first quarter, was the 211th reception of his career, moving him into second place all-time among Patriots running backs ... Led the team with six receptions for 71 yards against Buffalo (12/11) ... Kept a Patriots touchdown drive alive with a 15-yard reception on third-and-seven. Furthered another Patriots touchdown drive with a 13-yard catch on third-and-six ... Started at running back and led the team with 51 rushing yards on just six carries in the wild card playoff matchup against Jacksonville (1/7) ... Finished second on the team with four receptions for 45 yards.

★ **2004 (11/1, 3/0):** Carried the ball 54 times for 255 yards and two rushing touchdowns ... Grabbed 26 receptions for 248 receiving yards and a touchdown out of the backfield ... Led the team with a career-high 20 punt returns for 133 yards ... Recorded at least 50 rushes and 25 receptions for the third consecutive season ... Led the team in receptions in back-to-back games (10/24 and 10/31) ... Led the team with six receptions for 44 yards against the N.Y. Jets (10/24). Carried the ball four times for 21 yards in the victory ... Started at running back and tied for the team lead with a season-high eight receptions for 72 yards against the Steelers (10/31) ... Carried the ball 13 times for a season-high 87 yards and a touchdown against Cleveland (12/5). Rumbled for a season-long 20-yard gain in the third quarter. Scored his first touchdown of the season with a 10-yard run ... Carried the ball eight times for 38 yards in the Patriots' 24-21 victory over the Eagles in Super Bowl XXXIX ... Set up the Patriots' third touchdown of the game with a 12-yard reception down to the Eagles' 2-yard line.

★ **2003 (15/8, 3/0):** Led the team with 1,078 yards from scrimmage ... Ranked second on the team with 638 rushing yards ... Finished second on the team with 48 receptions ... Set career-highs with 23 rushes for 96 yards (10/26) ... Registered 188 yards from scrimmage at Houston (11/23), marking the most yards from scrimmage by a Patriot since Terry Glenn amassed 214 receiving yards at Cleveland (10/03/99) ... Started in games 2-4, 7, 8, 11, 12 and 14 ... Registered a then career-high 87 rushing yards on 14 carries against the N.Y. Giants (10/12) ... Carried the ball five times for 40 yards on the Patriots initial drive of the second half that ended with an Adam Vinatieri 28-yard field goal and a 10-3 New England lead ... Set career-highs with 23 rushes for 96 yards in the Patriots' 9-3 win over the Browns (10/26) ... Also caught six passes for 58 yards in the victory. Compiled nearly half of the Patriots' yards on their eight-play, 70-yard scoring drive in the third quarter, amassing 32 yards from scrimmage ... Started at running back and registered 188 yards from scrimmage against the Houston Texans (11/23) ... Recorded game-highs with eight receptions and 108 yards receiving ... Tied a career-high with 23 rushes for 80 yards ... Rushed six times for 42 yards and caught four passes for 19 yards in the Patriots' 32-29 Super Bowl XXXVIII victory over the Panthers. Gave the Patriots a seven-point lead by converting a two-point conversion on a direct snap from center with 2:51 remaining in the fourth quarter.

★ **2002 (15/0):** Amassed 1,440 all-purpose yards while playing in 15 games ... Tied for second on the team with seven touchdowns (three receiving, two rushing, two kick returns) ... Became the first player in franchise history and was the only player in the NFL during the 2002 season to record multiple touchdowns in three categories (rushing, receiving and kick returns) ... Ranked second on the team with 271 yards rushing on 52 attempts (5.2 avg.) and two touchdowns ... Finished fourth on the team with 37 receptions for 379 yards (10.2 avg.) and three touchdowns ... Chalked up a career-high 109 receiving yards on seven catches at Chicago (11/10), the first time a Patriots running back had over 100 yards receiving since Tony Collins gained 109 yards on six catches at Tampa Bay (10/27/85) ... Also totaled a career-high two receiving touchdowns at Chicago

FAULK: FRANCHISE RB RECEPTIONS LEADER

Kevin Faulk is the Patriots' all-time leader in receptions by a running back, totaling 381 career receptions. His receiving total ranks fourth on the Patriots' overall receptions list. He moved past Irving Fryar into fourth place during the Patriots' game against the Pittsburgh Steelers on Oct. 30. He passed Terry Glenn for fifth place against San Francisco on Oct. 5 – a game in which he also tied his career high with two rushing touchdowns.

RECEPTIONS BY PATRIOTS RUNNING BACKS

Player	Years	Rec.
Kevin Faulk	1999-2008	381
Tony Collins	1981-1987	261
Sam Cunningham	1973-79, 1981-82	210
Larry Garron	1960-68	185

PATRIOTS ALL-TIME CAREER RECEPTIONS LIST

Rk	Player	Pos.	Years	Rec.
1	Troy Brown	WR	1993-2007	557
2	Stanley Morgan	WR	1977-1989	534
3	Ben Coates	TE	1991-1999	490
4	Kevin Faulk	RB	1999-2008	381
5	Irving Fryar	WR	1984-1992	363
6	Terry Glenn	WR	1996-2001	329

(11/10) ... Led the team in receiving twice with 109 yards at Chicago (11/10) and 70 yards vs. Miami (12/29) ... Led the Patriots and finished second in the NFL with a kickoff return average of 27.9 yards ... Became the Patriots all-time leading kickoff returner against Green Bay (10/13) ... Returned two kickoffs for touchdowns, 86 yards at Oakland (11/17), and 87 yards vs. N.Y. Jets (12/22) and was just the second Patriot to return multiple kickoffs for touchdowns since Raymond Clayborn returned three for scores in 1977 ... Set a franchise record for kickoff return yardage by recording 220 yards vs. N.Y. Jets (12/22) ... Added eight punt returns for 65 yards (8.1 avg.).

★ **2001 (15/1, 3/0):** Played in 15 games, including one start and led the team for the third consecutive season with 33 kickoff returns and 662 kickoff return yards (20.1 avg.) ... Finished second on the team with 169 yards rushing on 41 carries (4.1 avg.) and one touchdown ... Completed the first pass of his career when he took a direct snap and hooked up with Tom Brady on a 23-yard pass play vs. Miami (12/22) ... Accomplished season-highs with nine carries and 48 yards rushing (4.8 avg.), including an eight-yard touchdown in 44-13 victory over the Colts (9/30). Added two receptions for a season-high 38 yards receiving ... Snared a season-high seven catches, including an acrobatic six-yard touchdown reception in the Patriots' 21-11 victory over the Bills (11/11) ... Carried the ball twice for 15 yards in the Patriots' Super Bowl XXXVI victory over the St. Louis Rams. Rushed for eight yards on third-and-two, late in the second quarter extending a drive that ended in a Brady to David Patten eight-yard touchdown pass.

★ **2000 (16/9):** Started nine of the 16 games at running back and was also utilized as a kickoff and punt returner ... Led the Patriots and ranked 15th in the AFC with 570 yards rushing ... Finished third on the team with 51 receptions for 465 yards ... Led the Patriots for the second year in a row with 38 kickoff returns for 816 yards (21.5 avg.) ... Set a career-high with 11 catches for 62 yards against Tampa Bay (9/3) ... Faulk's 11 receptions tied him for the sixth highest in receptions in a game in franchise history ... Contributed three kickoff returns for 85 yards (28.3 avg.) ... Caught a career-long 52-yard touchdown pass from Drew Bledsoe and gained 34 yards rushing on 12 carries against Miami (12/24).

★ **1999 (11/2):** Played in 11 games for the Patriots as a rookie ... Started the first two games of the season, but an ankle injury caused him to miss the next two games ...


Returned in a reserve role behind Terry Allen and filled in as a third-down back for the next nine games ... Finished his rookie campaign second on the team with 227 rushing yards on 67 carries and a touchdown ... He also had 12 receptions for 98 yards and a touchdown ... Sprained an ankle at Indianapolis (12/12) and missed the rest of the season after being placed on injured reserve (12/14) ... Rushed for 17 yards on 10 carries in his NFL debut against the N.Y. Jets (9/12) ... One of three rookie starters for the Patriots (along with Damien Woody and Andy Katzenmoyer), the most in a season opener since 1993 ... Established a then personal best with 238 all-purpose yards and scored his first career touchdown on a 15-yard run over right tackle vs. the defending Super Bowl Champion Broncos (10/24) ... Earned Miller Lite Player of the Game honors for his performance against the Jets (11/15) ... Returned a kickoff 95 yards to the Jets five-yard line ... The return was the eighth longest return, and the longest non-scoring return, in franchise history ... It was the longest return by a Patriot since Jon Vaughn returned a kickoff 100 yards (12/20/92 vs. Cincinnati) ... Finished the night with four kick returns for 170 yards ... Recorded his first career receiving touchdown on a 13-yard pass from Drew Bledsoe in the fourth quarter.

COLLEGE

Faulk finished his collegiate career ranked fifth in NCAA history with 6,833 career all-purpose yards and 53 total touchdowns ... Finished his college career trailing only Georgia running back Herschel Walker in SEC history in rushing yards (4,557) and rushing touchdowns (46) ... Finished with school records: 4,557 rushing yards, 6,833 all-purpose yards, 53 total touchdowns, 46 rushing touchdowns and 318 total points ... He is the only player in school history to rush for over 1,000 yards in a season three times in his career.

PERSONAL

Kevin Troy Faulk was born the son of Gerald and Vivian Faulk on June 5, 1976 in Lafayette, La. ... Rushed for 4,877 yards on 603 carries and 62 touchdowns during his career at Carencro (La.) High ... Totaled 7,612 all-purpose yards and scored 89 touchdowns during his high school career ... Set 17 career and school records ... Won the 1992 Class 5A State Championship at Carencro with 259 rushing yards and four touchdowns ... Supporter of the Kids Café Program at the Roxbury, Mass. Boys and Girls Club ... Helped distribute Thanksgiving food baskets at Morgan Memorial Goodwill Industries in Boston ... Graduated with a degree in Kinesiology ... Kevin and his wife Latisha have three children, Tanasha, Kevin III and Kevione.



KEVIN FAULK



Pos: RB Ht: 5-8 Wt: 202 Year: 11th Acq: D2-99 (46th) College: LSU Born: 6/5/76

REGULAR SEASON			RUSHING					RECEIVING					KICK RETURNS					PUNT RETURNS					
Year	Team	G/S	No	Yds	Avg	Lg	TD	No	Yds	Avg	Lg	TD	No	Yds	Avg	Lg	TD	No	FC	Yds	Avg	Lg	TD
1999	Patriots	11/2	67	227	3.4	43	1	12	98	8.2	19	1	39	943	24.2	95	0	10	4	90	9.0	20	0
2000	Patriots	16/9	164	570	3.5	18	4	51	465	9.1	52t	1	38	816	21.5	40	0	6	3	58	9.7	35	0
2001	Patriots	15/1	41	169	4.1	24	1	30	189	6.3	28	2	33	662	20.1	42	0	4	0	27	6.8	10	0
2002	Patriots	15/0	52	271	5.2	45t	2	37	379	10.2	36t	3	26	725	27.9	87t	2	8	4	65	8.1	16	0
2003	Patriots	15/8	178	638	3.6	23	0	48	440	9.2	27	0	10	207	20.7	30	0	5	6	66	13.2	19	0
2004	Patriots	11/1	54	255	4.7	20	2	26	248	9.5	31	1	4	73	18.3	24	0	20	14	133	6.7	16	0
2005	Patriots	8/2	51	145	2.8	13	0	29	260	9.0	23	0	4	81	20.3	26	0	0	0	0	0.0	0	0
2006	Patriots	15/1	25	123	4.9	11t	1	43	356	8.3	43t	2	17	364	21.4	31	0	31	5	330	10.6	43	0
2007	Patriots	16/8	62	265	4.3	14	0	47	383	8.1	23	1	2	47	23.5	27	0	0	9	0	0.0	0	0
2008	Patriots	15/3	83	507	6.1	41	3	58	486	8.4	22	3	2	36	18.0	25	0	10	9	132	13.2	24	0
Totals-10 Years		137/35	777	3170	4.1	45t	14	381	3304	8.7	52t	14	175	3954	22.6	95	2	94	54	901	9.6	43	0

POSTSEASON		RUSHING						RECEIVING					KICK RETURNS					PUNT RETURNS					
Year	Team	G/S	No	Yds	Avg	Lg	TD	No	Yds	Avg	Lg	TD	No	Yds	Avg	Lg	TD	No	FC	Yds	Avg	Lg	TD
2001	Patriots	3/0	3	14	4.7	8	0	4	21	5.3	8	0	0	0	0.0	0	0	0	0	0	0.0	0	0
2003	Patriots	3/0	14	72	5.1	23	0	8	58	7.7	19	0	2	30	15.0	16	0	0	0	0	0.0	0	0
2004	Patriots	3/0	22	114	5.2	17	0	3	38	12.7	14	0	0	0	0.0	0	0	0	0	0	0.0	0	0
2005	Patriots	2/1	13	74	5.7	19	0	6	65	10.8	21	0	0	0	0.0	0	0	0	0	0	0.0	0	0
2006	Patriots	3/1	16	75	4.7	9	0	4	23	5.8	7t	1	0	0	0.0	0	0	1	2	0	0.0	0	0
2007	Patriots	3/2	6	24	4.0	8	0	20	170	8.5	14	0	0	0	0.0	0	0	0	3	0	0.0	0	0
Totals-6 Years		17/4	74	303	4.1	23	0	45	375	8.3	21	0	2	30	15.0	16	0	1	5	0	0.0	0	0

Additional Statistics: Passing – Career: 3 att, 1 cmp, 23 yds, 61.8 rating. 2001: 1 att, 1 cmp for 23 yards. 2002: 1 att, 0 cmp. 2003: 1 att, 0 cmp.



FAULK'S CAREER GAME-BY-GAME



		Rushing						Receiving						Kick Returns						Punt Returns					
1999	Opponent	P/S	No	Yds	Avg	Lg	TD	No	Yds	Avg	Lg	TD	No	Yds	Avg	Lg	TD	No	FC	Yds	Avg	Lg	TD		
09/12	at N.Y. Jets	S	10	17	1.7	4	0	1	8	8.0	8	0	3	69	23.0	27	0	-	-	-	-	-	-		
09/19	Indianapolis	S	5	9	1.8	7	0	1	1	1.0	1	0	4	64	16.0	21	0	-	-	-	-	-	-		
09/26	N.Y. Giants			Inactive					Inactive					Inactive					Inactive						
10/03	at Cleveland			Inactive					Inactive					Inactive					Inactive						
10/10	at Kansas City	p	3	2	0.7	2	0	-	-	-	-	-	3	68	22.7	32	0	1	0	-1	-1.0	-1	0		
10/17	Miami	p	2	3	1.5	3	0	-	-	-	-	-	5	143	28.6	61	0	3	1	17	5.7	15	0		
10/24	Denver	p	5	24	4.8	15t	1	1	4	4.0	4	0	6	140	23.3	33	0	4	0	70	17.5	20	0		
10/31	at Arizona	p	17	42	2.5	8	0	-	-	-	-	-	1	14	14.0	14	0	2	3	4	2.0	4	0		
11/15	N.Y. Jets	p	2	7	3.5	6	0	2	21	10.5	13	1	4	170	42.5	95	0	-	-	-	-	-	-		
11/21	at Miami	p	5	61	12.2	43	0	2	6	3.0	7	0	6	115	19.2	27	0	-	-	-	-	-	-		
11/28	at Buffalo	p	7	22	3.1	9	0	2	15	7.5	9	0	3	62	20.7	27	0	-	-	-	-	-	-		
12/05	Dallas	p	9	36	4.0	6	0	3	43	14.3	19	0	2	50	25.0	27	0	-	-	-	-	-	-		
12/12	at Indianapolis	p	2	4	2.0	3	0	-	-	-	-	-	2	48	24.0	28	0	-	-	-	-	-	-		
12/19	at Philadelphia							Placed on Injured Reserve						12/14/99											
1999 Totals		11/2	67	227	3.4	43	1	12	98	8.2	19	1	39	943	24.2	95	0	10	4	90	9.0	20	0		

★ ★ ★ ★ ★		FAULK'S CAREER GAME-BY-GAME (CONT.)																		★ ★ ★ ★ ★				
		P/S	Rushing					Receiving					Kick Returns					Punt Returns						
			No	Yds	Avg	Lg	TD	No	Yds	Avg	Lg	TD	No	Yds	Avg	Lg	TD	No	FC	Yds	Avg	Lg	TD	
2000																								
09/03	Tampa Bay	S	10	21	2.1	7	0	11	62	5.6	10	0	3	85	28.3	40	0	-	-	-	-	-	-	
09/11	at N.Y. Jets	S	21	82	3.9	11	0	4	23	5.8	10	0	3	75	25.0	30	0	-	-	-	-	-	-	
09/17	Minnesota	S	13	80	6.2	17	1	3	31	10.3	23	0	2	56	28.0	33	0	3	0	22	7.3	19	0	
09/24	at Miami	S	21	46	2.2	8	0	1	6	6.0	6	0	1	14	14.0	14	0	-	-	-	-	-	-	
10/01	at Denver	S	9	40	4.4	13	0	1	26	26.0	0	0	3	73	24.3	32	0	-	-	-	-	-	-	
10/08	Indianapolis	S	12	64	5.3	18	0	4	25	6.3	11	0	3	44	14.7	24	0	-	-	-	-	-	-	
10/15	N.Y. Jets	S	9	26	2.9	9	1	5	27	5.4	12	0	5	105	21.0	30	0	-	-	-	-	-	-	
10/22	at Indianapolis	p	12	41	3.4	9	0	3	27	9.0	12	0	3	55	15.0	32	0	-	-	-	-	-	-	
11/05	Buffalo	S	2	2	1.0	2	0	1	-5	-5.0	-5	0	1	28	28.0	28	0	-	-	-	-	-	-	
11/12	at Cleveland	p	5	26	5.2	9	0	8	96	12.0	25	0	5	109	21.8	40	0	-	-	-	-	-	-	
11/19	Cincinnati	p	1	4	4.0	4	0	-	-	-	-	-	3	61	20.3	24	0	-	-	-	-	-	-	
11/23	at Detroit	p	-	-	-	-	-	-	-	-	-	-	6	111	18.5	22	0	1	1	2	2.0	2	0	
12/04	Kansas City	S	22	52	2.4	12	-1	5	32	6.4	11	0	-	-	-	-	-	2	2	34	17.0	35	0	
12/10	at Chicago	p	1	0	0	0	0	2	27	13.5	18	0	-	-	-	-	-	-	-	-	-	-	-	
12/17	at Buffalo	p	14	52	3.7	13	1	1	8	8.0	8	0	-	-	-	-	-	-	-	-	-	-	-	
12/24	Miami	p	12	34	2.8	9	0	2	80	40.0	52	1	-	-	-	-	-	-	-	-	-	-	-	
2000 Totals		16/9	164	570	3.5	18	4	51	465	9.1	52	1	38	816	21.5	40	0	6	3	58	9.7	35	0	
		P/S	Rushing					Receiving					Kick Returns					Punt Returns						
			No	Yds	Avg	Lg	TD	No	Yds	Avg	Lg	TD	No	Yds	Avg	Lg	TD	No	FC	Yds	Avg	Lg	TD	
2001																								
09/09	at Cincinnati	p	3	19	6.3	13	0	0	0	0	0	0	2	50	25.0	30	0	0	0	0	0	0	0	
09/23	N.Y. Jets	p	9	48	5.3	13	1	2	38	19.0	28	0	1	25	25.0	25	0	1	0	10	10.0	10	0	
09/30	Indianapolis	p	4	10	2.5	6	0	2	15	7.5	10	0	2	42	21.0	26	0	0	0	0	0	0	0	
10/07	at Miami	p	2	0	0.0	3	0	2	21	10.5	12	0	5	99	19.8	32	0	0	0	0	0	0	0	
10/14	San Diego	p	1	2	2.0	2	0	0	0	0	0	0	4	87	21.8	25	0	0	0	0	0	0	0	
10/21	at Indianapolis	p	1	2	2.0	2	0	0	0	0	0	0	4	87	21.8	25	0	0	0	0	0	0	0	
10/28	at Denver	p	5	12	2.4	4	0	4	26	6.5	8	0	6	135	22.5	42	0	1	0	2	2.0	2	0	
11/04	at Atlanta	p	1	2	2.0	2	0	5	21	4.2	10	1	1	18	18.0	18	0	0	0	0	0	0	0	
11/11	Buffalo	p	2	3	1.5	7	0	7	29	4.1	12	1	1	29	29.0	29	0	0	0	0	0	0	0	
11/18	St. Louis	p	2	7	3.5	4	0	3	19	6.3	11	0	5	81	16.2	19	0	0	0	0	0	0	0	
11/25	New Orleans	p	3	36	12.0	24	0	0	0	0	0	0	0	0	0	0	0	0	0	0	0	0	0	
12/02	at N.Y. Jets	p	3	23	7.7	13	0	0	0	0	0	0	0	0	0	0	0	0	0	0	0	0	0	
12/09	Cleveland	p	2	0	0.0	0	0	3	11	3.7	8	0	5	82	16.4	22	0	1	0	8	8.0	8	0	
12/16	at Buffalo	p	2	10	5.0	7	0	1	2	2.0	2	0	0	0	0	0	0	1	0	7	7.0	7	0	
12/22	Miami	S	0	0	0	0	0	1	7	7.0	7	0	0	0	0	0	0	0	0	0	0	0	0	
01/06	at Carolina	p	2	-3	-1.5	-1	0	0	0	0	0	0	1	14	14.0	14	0	0	0	0	0	0	0	
2001 Totals		15/1	41	169	4.1	24	1	30	189	6.3	28	2	33	662	20.1	42	0	4	0	27	6.8	10	0	
01/19	Oakland	p	1	-1	-1.0	-1	0	3	22	7.3	8	0	0	0	0	0	0	0	0	0	0	0	0	
01/27	at Pittsburgh	p	0	0	0	0	0	0	0	0	0	0	0	0	0	0	0	0	0	0	0	0	0	
02/03	St. Louis	p	2	15	7.5	8	0	1	-1	-1.0	-1	0	0	0	0	0	0	0	0	0	0	0	0	
2001 Postseason		3/0	3	14	4.7	8	0	4	21	5.3	8	0	0	0	0	0	0	0	0	0	0	0	0	
		P/S	Rushing					Receiving					Kick Returns					Punt Returns						
			No	Yds	Avg	Lg	TD	No	Yds	Avg	Lg	TD	No	Yds	Avg	Lg	TD	No	FC	Yds	Avg	Lg	TD	
2002																								
09/09	Pittsburgh	p	10	48	4.8	25	1	2	14	7.0	11	0	-	-	-	-	-	1	0	16	16.0	16	0	
09/15	at N.Y. Jets	p	1	-1	-1.0	-1	0	1	23	23.0	23	1	-	-	-	-	-	-	-	-	-	-	-	
09/22	Kansas City	p	1	3	3.0	3	0	2	15	7.5	13	0	1	20	20.0	20	0	1	1	6	6.0	6	0	
09/29	at San Diego	p	1	7	7.0	7	0	3	27	9.0	16	0	4	94	23.5	25	0	0	1	0	0.0	0	0	
10/05	at Miami	p	2	17	8.5	10	0	3	27	9.0	16	0	4	94	23.5	25	0	0	1	0	0.0	0	0	
10/13	Green Bay	p	3	20	6.7	9	0	1	9	9.0	9	0	2	47	23.5	27	0	4	1	38	9.5	16	0	
10/27	Denver	p	1	5	5.0	5	0	1	17	17.0	17	0	1	21	21.0	21	0	-	-	-	-	-	-	
11/03	at Buffalo	p	4	53	13.3	45	1	1	19	19.0	19	0	-	-	-	-	-	0	1	0	0.0	0	0	
11/10	at Chicago	p	5	21	4.2	9	0	7	109	15.6	36	2	-	-	-	-	-	-	-	-	-	-	-	
11/17	at Oakland	p	-	-	-	-	-	-	-	-	-	-	1	86	86.0	86	1	-	-	-	-	-	-	
11/24	Minnesota	p	4	3	0.8	8	0	3	16	5.3	7	0	1	8	8.0	8	0	-	-	-	-	-	-	
11/28	at Detroit	p	5	16	3.2	7	0	1	17	17.0	17	0	-	-	-	-	-	-	-	-	-	-	-	
12/08	Buffalo	p	1	5	5.0	5	0	1	5	5.0	5	0	1	16	16.0	16	0	-	-	-	-	-	-	
12/16	at Tennessee	p	5	15	3.0	6	0	1	0	0.0	0	0	4	109	27.3	35	0	-	-	-	-	-	-	
12/22	N.Y. Jets	p	2	13	6.5	10	0	4	38	9.5	14	0	7	220	31.4	87	1	-	-	-	-	-	-	
12/29	Miami	p	8	53	6.6	15	0	9	70	7.8	23	0	4	104	26.0	30	0	2	0	5	2.5	5	0	
2002 Totals		15/0	52	271	5.2	45	2	37	379	10.2	36	3	26	725	27.9	87	2	8	4	65	8.1	16	0	
		P/S	Rushing					Receiving					Kick Returns					Punt Returns						
			No	Yds	Avg	Lg	TD	No	Yds	Avg	Lg	TD	No	Yds	Avg	Lg	TD	No	FC	Yds	Avg	Lg	TD	
2003																								
09/07	at Buffalo	p	10	62	6.2	19	0	4	25	6.3	9	0	4	84	21.0	30	0	-	-	-	-	-	-	-
09/14	at Philadelphia	S	7	23	3.3	9	0	4	59	14.8	27	0	1	15	15.0	15	0	-	-	-	-	-	-	-
09/21	N.Y. Jets	S	17	79	4.6	12	0	2	12	6.0	9	0	3	64	21.3	25	0	-	-	-	-	-	-	-
09/28	at Washington	S	10	12	1.2	6	0	1	7	7.0	7	0	-	-	-	-	-	-	-	-	-	-	-	
10/05	Tennessee	p	14	87	6.2	23	0	1	6	6.0	6	0	-	-	-	-	-	-	-	-	-	-	-	
10/12	N.Y. Giants	p	18	38	2.1	6	0	5	31	6.2	9	0	-	-	-	-	-	-	-	-	-	-	-	
10/19	at Miami	S	23	96	4.2	14	0	6	58	9.7	26	0	-	-	-	-	-	-	-	-	-	-	-	
10/26	Cleveland	S	23	96	4.2	14	0	6	58	9.7	26	0	-	-	-	-	-	-	-	-	-	-	-	
11/03	at Denver	p	5	20	4.0	16	0	5	52	10.4	19	0	-	-	-	-	-	1	0	6	6.0	6	0	
11/16	Dallas	p	8	11	1.4	4	0	3	22	7.3	12	0	-	-	-	-	-	2	3	30	15.0	19	0	
11/23	at Houston	S	23	80	3.5	9	0	8	108	13.5	22	0	-	-	-	-	-	0	2	0	0.0	0	0	
11/30	at Indianapolis	S	15	42	2.8	10																		

★ ★ ★ ★ ★ FAULK'S CAREER GAME-BY-GAME (CONT.) ★ ★ ★ ★ ★																								
12/14	Jacksonville	S	11	34	3.1	8	0	3	9	3.0	7	0	1	21	21.0	21	0	-	-	-	-	-	-	
12/20	at N.Y. Jets	p	3	8	2.7	4	0	-	-	-	-	-	-	-	-	-	-	-	-	-	-	-		
12/27	Buffalo	p	9	26	2.9	6	0	-	-	-	-	-	-	-	-	-	-	-	-	-	-	-		
2003 Totals			15/8	178	638	3.6	23	0	48	440	9.2	27	0	10	207	20.7	30	0	5	6	66	13.2	19	0
01/10	Tennessee	p	5	22	4.4	8	0	3	31	10.3	19	0	1	14	14.0	14	0	-	-	-	-	-	-	
01/18	Indianapolis	p	3	8	2.7	6	0	1	8	8.0	8	0	1	16	16.0	16	0	-	-	-	-	-	-	
02/01	^ Carolina	p	6	42	7.0	23	0	4	19	4.8	7	0	-	-	-	-	-	-	-	-	-	-		
2003 Postseason			3/0	14	72	5.1	23	0	8	58	7.7	19	0	2	30	15.0	16	0	-	-	-	-	-	
			Rushing					Receiving					Kick Returns					Punt Returns						
	Opponent	P/S	No	Yds	Avg	Lg	TD	No	Yds	Avg	Lg	TD	No	Yds	Avg	Lg	TD	No	FC	Yds	Avg	Lg	TD	
09/09	Indianapolis			Inactive					Inactive					Inactive					Inactive					
09/19	at Arizona			Inactive					Inactive					Inactive					Inactive					
10/03	at Buffalo			Inactive					Inactive					Inactive					Inactive					
10/10	Miami	p	1	1	1.0	1	0	1	14	14.0	14	0	-	-	-	-	-	2	0	13	6.5	9	0	
10/17	Seattle	p	6	21	3.5	7	0	4	37	9.3	14	0	-	-	-	-	-	2	1	15	7.5	8	0	
10/24	N.Y. Jets	p	4	21	5.3	10	0	6	44	7.3	24	0	-	-	-	-	-	2	3	3	1.5	3	0	
10/31	at Pittsburgh	S	5	4	0.8	4	0	8	72	9.0	17	0	-	-	-	-	-	3	1	15	5.0	6	0	
11/07	at St. Louis	p	1	9	9.0	9	0	2	17	8.5	12	0	-	-	-	-	-	2	2	22	11.0	15	0	
11/14	Buffalo	p	13	61	4.7	15	0	2	16	8.0	9	0	-	-	-	-	-	3	1	34	11.3	16	0	
11/22	at Kansas City	p	1	1	1.0	1	0	-	-	-	-	-	-	-	-	-	-	1	1	4	4.0	4	0	
11/28	Baltimore	p	3	7	2.3	6	0	-	-	-	-	-	-	-	-	-	-	3	1	10	3.3	8	0	
12/05	at Cleveland	p	13	87	6.7	20	1	1	4	4.0	4	0	-	-	-	-	-	-	-	-	-	-	-	
12/12	Cincinnati	p	1	4	4.0	4	1	1	13	13.0	13	0	-	-	-	-	-	-	1	-	-	-	-	
12/20	at Miami	p	6	39	6.5	16	0	1	31	31.0	31	1	4	73	18.3	24	0	2	3	17	8.5	12	0	
12/26	at N.Y. Jets			Inactive					Inactive					Inactive					Inactive					
01/02	San Francisco			Inactive					Inactive					Inactive					Inactive					
2004 Totals			11/1	54	255	4.7	20	2	26	248	9.5	31	1	4	73	18.3	24	0	20	14	133	6.7	16	0
01/16	Indianapolis	p	11	56	5.1	13	0	1	11	11.0	11	0	-	-	-	-	-	-	-	-	-	-	-	
01/23	at Pittsburgh	p	3	20	6.7	17	0	-	-	-	-	-	-	-	-	-	-	-	-	-	-	-	-	
02/06	Philadelphia	p	8	38	4.8	12	0	2	27	13.5	14	0	-	-	-	-	-	-	-	-	-	-	-	
2004 Postseason			3/0	22	114	5.2	17	0	3	38	12.7	14	0	0	0	0	0	0	0	0	0	0	0	0
			Rushing					Receiving					Kick Returns					Punt Returns						
	Opponent	P/S	No	Yds	Avg	Lg	TD	No	Yds	Avg	Lg	TD	No	Yds	Avg	Lg	TD	No	FC	Yds	Avg	Lg	TD	
09/08	Oakland	p	5	11	2.2	4	0	3	18	6.0	8	0	2	42	21.0	26	0	-	-	-	-	-	-	
09/18	at Carolina	p	2	3	1.5	4	0	3	27	9.0	22	0	1	23	23.0	23	0	-	-	-	-	-	-	
09/25	at Pittsburgh	p	7	14	2.0	4	0	7	71	10.1	23	0	-	-	-	-	-	-	-	-	-	-	-	
10/02	San Diego			Inactive					Inactive					Inactive					Inactive					
10/09	at Atlanta			Inactive					Inactive					Inactive					Inactive					
10/16	at Denver			Inactive					Inactive					Inactive					Inactive					
10/30	Buffalo			Inactive					Inactive					Inactive					Inactive					
11/07	Indianapolis			Inactive					Inactive					Inactive					Inactive					
11/13	at Miami			Inactive					Inactive					Inactive					Inactive					
11/20	New Orleans			Inactive					Inactive					Inactive					Inactive					
11/27	at Kansas City			Inactive					Inactive					Inactive					Inactive					
12/04	N.Y. Jets	p	10	35	3.5	13	0	4	46	11.5	18	0	-	-	-	-	-	-	-	-	-	-	-	
12/11	at Buffalo	p	5	14	2.8	6	0	6	71	11.8	19	0	-	-	-	-	-	-	-	-	-	-	-	
12/17	Tampa Bay	S	6	18	3.0	4	0	2	8	4.0	13	0	-	-	-	-	-	-	-	-	-	-	-	
12/26	at N.Y. Jets	p	10	38	3.8	8	0	4	19	4.8	8	0	1	16	-	16	0	-	-	-	-	-	-	
01/01	Miami	S	6	12	2.0	5	0	-	-	-	-	-	-	-	-	-	-	-	-	-	-	-	-	
2005 Totals			8/2	51	145	2.8	13	0	29	260	9.0	23	0	4	81	20.3	26	0	0	0	0	0.0	0	0
01/07	Jacksonville	S	6	51	8.5	19	0	4	45	11.3	21	0	-	-	-	-	-	-	-	-	-	-	-	
01/14	at Denver	p	7	23	3.3	5	0	2	20	10.0	14	0	-	-	-	-	-	-	-	-	-	-	-	
2005 Postseason			2/1	13	74	5.7	19	0	6	65	10.8	21	0	0	0	0.0	0	0	0	0	0	0.0	0	0
			Rushing					Receiving					Kick Returns					Punt Returns						
	Opponent	P/S	No	Yds	Avg	Lg	TD	No	Yds	Avg	Lg	TD	No	Yds	Avg	Lg	TD	No	FC	Yds	Avg	LG	TD	
09/10	Buffalo	p	3	21	7.0	11	0	1	17	17.0	17	1	1	23	23.0	23	0	1	1	14	14.0	14	0	
09/17	at N.Y. Jets	p	1	3	3.0	3	0	2	16	8.0	10	0	1	26	26.0	26	0	1	0	6	6.0	6	0	
09/24	Denver	p	1	6	6.0	6	0	6	34	5.7	8	0	-	-	-	-	-	3	1	32	10.7	12	0	
10/01	at Cincinnati	p	1	1	1.0	1	0	1	18	18.0	18	0	3	62	20.7	22	0	3	1	55	18.3	43	0	
10/08	Miami	p	1	-1	-1.0	-1	0	1	15	15.0	15	0	1	15	15.0	15	0	2	0	28	14.0	17	0	
10/22	at Buffalo	p	1	-3	-3.0	-3	0	1	11	11.0	11	0	1	17	17.0	17	0	2	0	20	10.0	13	0	
10/30	at Minnesota	p	1	11	11.0	11	0	2	12	6.0	6	0	-	-	-	-	-	2	0	33	16.5	29	0	
11/05	Indianapolis	p	4	24	6.0	10	0	5	31	6.2	14	0	1	17	17.0	17	0	-	-	-	-	-	-	
11/12	N.Y. Jets	p	-	-	-	-	-	3	23	7.7	14	0	1	19	19.0	19	0	1	0	8	8.0	8	0	
11/19	at Green Bay	p	1	2	2.0	2	0	1	13	13.0	13	0	-	-	-	-	-	7	0	55	7.9	36	0	
11/26	Chicago	p	-	-	-	-	-	6	37	6.2	9	0	-	-	-	-	-	1	0	2	2.0	2	0	
12/03	Detroit	p	-	-	-	-	-	8	59	7.4	20	0	5	105	21.0	27	0	1	0	0	0.0	0	0	
12/10	at Miami	S	5	29	5.8	11	0	2	12	6.0	7	0	3	80	26.7	31	0	2	0	21	10.5	18	0	
12/17	Houston	p	4	22	5.5	11	1	2	46	23.0	43	1	-	-	-	-	-	4	1	44	11.0	13	0	
12/24	at Jacksonville	p	2	8	4.0	4	0	2	12	6.0	6	0	-	-	-	-	-	1	1	12	12.0	12	0	
12/31	at Tennessee			Inactive					Inactive					Inactive					Inactive					
2006 Totals			15/1	25	123	4.9	11	1	43	356	8.3	43	2	17	364	21.4	31	0	31	5	330	10.6	43	0
01/07	N.Y. Jets	p	6	23	3.8	9	0	1	7	7.0	7	1	-	-	-	-	-	-	-	-	-	-	-	
01/14	at San Diego	S	6	25	4.2	7	0	2	11	5.5	6	0	-	-	-	-	-	1	1	0	0.0	0	0	
01/21	at Indianapolis	p	4	27	6.8	8	0	1	5	5.0	5	0	-	-	-	-	-	0	1	0	0.0	0	0	
2006 Postseason			3/1	16	75	4.7	9	0	4	23	5.8	7	1	0	0	0.0	0	0	1	2	0	0.0	0	0

★ ★ ★ ★ ★		FAULK'S CAREER GAME-BY-GAME (CONT.)																★ ★ ★ ★ ★						
		Rushing						Receiving						Kick Returns					Punt Returns					
2007	Opponent	P/S	No	Yds	Avg	Lg	TD	No	Yds	Avg	Lg	TD	No	Yds	Avg	LG	TD	No	FC	Yds	Avg	LG	TD	
09/09	at N.Y. Jets	p	1	4	4.0	4	0	1	9	9.0	9	0	-	-	-	-	-	0	2	0	0.0	0	0	
09/16	San Diego	S	1	4	4.0	4	0	1	9	9.0	9	0	-	-	-	-	-	0	1	0	0.0	0	0	
09/23	Buffalo	p	2	14	7.0	11	0	5	38	7.6	10	0	-	-	-	-	-	0	1	0	0.0	0	0	
10/01	at Cincinnati	p	3	22	7.3	14	0	3	39	13.0	23	0	-	-	-	-	-	0	0	0	0.0	0	0	
10/07	Cleveland	p	3	6	2.0	5	0	1	7	7.0	7	0	-	-	-	-	-	0	0	0	0.0	0	0	
10/14	at Dallas	p	13	50	3.8	9	0	3	24	8.0	18	0	-	-	-	-	-	0	0	0	0.0	0	0	
10/21	at Miami	S	6	27	4.5	10	0	1	7	7.0	7	0	-	-	-	-	-	0	0	0	0.0	0	0	
10/28	Washington	p	5	32	6.4	8	0	7	57	8.1	12	0	-	-	-	-	-	0	1	0	0.0	0	0	
11/04	at Indianapolis	S	7	29	4.1	9	0	3	20	6.7	13t	1	-	-	-	-	-	0	0	0	0.0	0	0	
11/18	at Buffalo	S	-	-	-	-	-	2	18	9.0	10	0	-	-	-	-	-	0	1	0	0.0	0	0	
11/25	Philadelphia	S	2	0	0.0	0	0	3	30	10.0	12	0	-	-	-	-	-	0	1	0	0.0	0	0	
12/03	at Baltimore	p	7	33	4.7	7	0	2	18	9.0	9	0	-	-	-	-	-	0	1	0	0.0	0	0	
12/09	Pittsburgh	S	-	-	-	-	-	3	15	5.0	6	0	-	-	-	-	-	-	-	-	-	-	-	
12/16	N.Y. Jets	p	4	20	5.0	8	0	3	19	6.3	8	0	-	-	-	-	-	0	1	0	0.0	0	0	
12/23	Miami	S	7	29	4.1	9	0	1	9	9.0	9	0	1	20	20.0	20	0	-	-	-	-	-	-	
12/29	at N.Y. Giants	p	2	-2	-1.0	0	0	8	64	8.0	13	0	1	27	27.0	27	0	-	-	-	-	-	-	
2007 Totals			16/8	62	268	4.3	14	0	47	383	8.1	23	1	2	47	23.5	27	0	0	9	0	0.0	0	0
01/12	Jacksonville	S	4	9	2.3	5	0	5	36	7.2	9	0	-	-	-	-	-	-	-	-	-	-	-	
01/20	San Diego	S	1	8	8.0	8	0	8	82	10.3	14	0	-	-	-	-	-	0	2	0	0.0	0	0	
02/03	N.Y. Giants	p	1	7	7.0	7	0	7	52	7.4	14	0	-	-	-	-	-	0	1	0	0.0	0	0	
2007 Postseason			3/2	6	24	4.0	8	0	20	170	8.5	14	0	-	-	-	-	0	3	0	0.0	0	0	
2008	Opponent	P/S	No	Yds	Avg	Lg	TD	No	Yds	Avg	Lg	TD	No	Yds	Avg	LG	TD	No	FC	Yds	Avg	LG	TD	
09/07	Kansas City	p	-	-	-	-	-	-	-	-	-	-	NFL Suspension					3	0	53	17.7	24	0	
09/14	at N.Y. Jets	p	3	16	5.3	7	0	4	50	12.5	22	0	-	-	-	-	-	2	2	34	17.0	19	0	
09/21	Miami	p	1	6	6.0	6	0	2	6	3.0	4	0	1	11	11.0	11	0	2	1	19	9.5	13	0	
10/05	at San Francisco	p	7	32	4.6	10	2	4	29	7.3	10	0	-	-	-	-	-	2	1	19	0.0	0	0	
10/12	at San Diego	p	8	48	6.0	13	0	3	29	9.7	17	0	-	-	-	-	-	0	1	0	0.0	0	0	
10/20	Denver	p	4	50	12.5	16	0	3	6	2.0	8	0	-	-	-	-	-	0	1	0	0.0	0	0	
10/26	St. Louis	p	13	60	4.6	14	0	4	47	11.8	18	1	-	-	-	-	-	-	-	-	-	-	-	
11/02	at Indianapolis	p	10	60	6.0	15	0	5	38	7.6	11	0	-	-	-	-	-	-	-	-	-	-	-	
11/09	Buffalo	S	5	9	1.8	6	0	1	9	9.0	9	0	-	-	-	-	-	0	3	0	0.0	0	0	
11/13	N.Y. Jets	p	8	38	4.8	20	0	4	49	12.3	19	0	-	-	-	-	-	0	1	0	0.0	0	0	
11/23	at Miami	S	8	53	6.6	21t	1	6	52	8.7	15	0	-	-	-	-	-	-	-	-	-	-	-	
11/30	Pittsburgh	S	6	73	12.2	41	0	7	48	6.9	17	0	1	25	25.0	25	0	-	-	-	-	-	-	
12/07	at Seattle	p	3	16	5.3	7	0	5	22	4.4	11	0	-	-	-	-	-	-	-	-	-	-	-	
12/14	at Oakland	p	6	45	7.5	23	0	6	66	11.0	19	1	-	-	-	-	-	3	0	26	8.7	14	0	
12/21	Arizona	p	1	1	1.0	1	0	3	27	9.0	15	1	-	-	-	-	-	-	-	-	-	-	-	
12/28	at Buffalo	p	-	-	-	-	-	1	8	8.0	8	0	-	-	-	-	-	-	-	-	-	-	-	
2008 Totals			15/3	83	507	6.1	41	3	58	486	8.4	22	3	2	36	18.0	25	0	10	9	132	13.2	24	0





#13

Joey GALLOWAY

★ ★ ★ ★ ★ WIDE RECEIVER

HT: **5-11** WT: **197 lbs**
 Born: **11/20/71**
 Exp. (NFL/Patriots): **15/1**
 GP/GS (Playoffs): **185/170 (4/3)**
 Acq: **FA (TB)-09**
 College: **Ohio State**
 Hometown: **Bellaire, Ohio**

CAREER TRANSACTIONS

Joey Galloway was signed by the Patriots as a free agent on March 19, 2009 ... Originally drafted by the Seattle Seahawks in the first round (eighth overall) of the 1995 NFL Draft ... Traded by the Seahawks to the Dallas Cowboys (2/12/00) in exchange for a first-round selection in the 2000 NFL Draft (19th overall) and a first-round selection in the 2001 NFL Draft (seventh overall) ... Placed on injured reserve with a knee injury (9/8/00) ... Traded by the Cowboys to the Tampa Bay Buccaneers (3/19/04) in exchange for WR Keyshawn Johnson ... Re-signed by the Buccaneers (3/8/05) ... Released by the Buccaneers (2/25/09).

CAREER HIGHLIGHTS

★ Galloway joins the Patriots in 2009 as a veteran of 14 NFL seasons with the Seattle Seahawks (1995-99), Dallas Cowboys (2000-03) and Tampa Bay Buccaneers (2004-08).

- ★ Entering 2009, Galloway has played in 185 career games with 169 starts and has 682 receptions for 10,710 yards (15.7 avg.) and 77 touchdown receptions.
- ★ Galloway enters 2009 with a total of 83 career touchdowns (77 receiving, five via punt return and one rushing).
- ★ Galloway has averaged 15.70 yards per reception over his career, a figure that leads all active NFL players with 300 or more career receptions entering the 2009 season (Patriots teammate Randy Moss ranks second, averaging 15.66 yards per reception).
- ★ Galloway is one of nine active players with 10,000 or more receiving yards and is one of 11 active players with 650 or more career receptions.
- ★ Galloway's 77 career touchdown receptions rank fifth among active players entering the 2009 season.
- ★ Galloway enters 2009 having totaled 100 or more receiving yards in a game 29 times during his career.

- ★ Galloway has recorded six seasons with 1,000 or more receiving yards (most recently in 2007) and is one of four players in league history to have three 1,000-yard receiving seasons with two different teams, joining Henry Ellard, Derrick Mason and Terrell Owens.
- ★ In addition to his receiving accomplishments, Galloway has recorded 141 career punt returns for 1,349 yards (9.6 avg.) and five touchdowns.
- ★ Over three seasons from 2005-07, Galloway led the Tampa Bay Buccaneers in receiving yards and receiving touchdowns each season while posting three straight 1,000-yard receiving seasons.
- ★ In 2007, Galloway totaled 1,014 yards on 57 receptions and had six scoring catches.
- ★ Galloway had 62 receptions in 2006 for 1,057 yards and seven touchdowns.
- ★ In 2005, Galloway set a career high with 1,287 receiving yards on a career-best 83 receptions while also adding 10 touchdown catches. His 1,287 receiving yards in 2005 rank second in Buccaneers team history.
- ★ Galloway led the NFL with an average of 19.8 yards per catch in 2003 (34 receptions for 672 yards).
- ★ In 2002, he led Dallas with 61 receptions for 908 yards and tied for the team lead with six touchdown catches.
- ★ In his first four NFL seasons (1995-98), he led the Seattle Seahawks in receiving yards and receiving touchdowns each season, while his 36 touchdown catches over that period (1995-98) ranked third in the NFL.
- ★ In 1998, Galloway tied for the AFC lead with 10 scoring catches and recorded his third straight 1,000-yard season, totaling 1,047 receiving yards, while also returning a career-high two punt returns for touchdowns.
- ★ In 1997, Galloway set a career high with 12 touchdown catches while also leading the team with 72 catches and 1,049 receiving yards.
- ★ As a rookie in 1995, he became the first rookie receiver to start every game for the Seahawks and his 1,039 receiving yards were just the 10th 1,000-yard receiving performance by a rookie in NFL history.

SEASONAL REVIEWS

- ★ **2008 (9/4 – Tampa Bay):** Played in nine games with four starts for the Buccaneers ... Finished the season with 13 catches for 138 yards (10.6 avg.) ... Started the season's first two games then missed games 3-7 with a foot injury ... Also missed games 13-14 ... Started the season's final two contests ... Had a season-high six receptions for 56 yards in the season-opener at New Orleans (9/7) ... Tied for the team lead in receptions and led the team in receiving yards against the Saints ... Returned from injury to make three catches for 38 yards at Dallas (10/26).
- ★ **2007 (15/15, 1/1 – Tampa Bay):** Started 15 regular season games and one playoff game ... Finished season with 57 receptions for 1,014 yards (17.8 avg.) with six touchdowns ... His 17.8 yards per catch average ranked second in the NFL ... Became the first Buccaneer to post three consecutive and three overall 1,000 yard receiving seasons ... Eclipsed 10,000 career receiving yards at Detroit (10/21) ... 43 of his 57 catches resulted in a first down or touchdown ... Started at Seattle (9/9), tying for team lead with five receptions for a team-high 72 receiving yards ... Started against New Orleans (9/16), leading team with four receptions for a game-high 135 yards and two touchdowns (69 and 24 yards) ... Moved into tie for fourth place in team history with 24 touchdowns as a Buccaneer and seventh place in team history with 2,967 receiving yards ... Started against Tennessee (10/14) and led team with 97 receiving yards on four catches ... Also scored Buccaneers' only touchdown on the contest on a 69-yard catch and run ... Started at Detroit (10/21), making



EXTRA POINTS

- ★ Joey is a co-owner of Smoothie Junction, a chain of five smoothie stores in the Tampa Bay area. Joey was involved in the development of each of the smoothie recipes used in the stores.
- ★ Joey is a part-owner of the Columbus Destroyers, an Arena Football League Team that made its first Arena Bowl appearance in 2007. He has also served as a studio analyst for NBC Sports' coverage of the Arena Football League.
- ★ Joey is engaged in community work in his hometown and in each stop in his football career. He founded the Joey Galloway Family Foundation in 2003, and since 2002, the Galloway Family Athletic Scholarship Fund at Ohio State makes possible an annual scholarship award to the student-athlete most deserving from Joey's high school alma mater, Bellaire High School in eastern Ohio.

five receptions for 46 yards, including a 16-yard catch in the third quarter that put him over 10,000 career receiving yards ... Started against Jacksonville (10/28) and led team in receptions and receiving yards, catching six passes for 115 yards and one touchdown ... Touchdown was a 58-yard pass from Jeff Garcia ... Started against Arizona (11/4) and caught five passes for 84 yards, including a 37-yard touchdown in the first quarter ... Started at Atlanta (11/18) and caught two passes for 63 yards, including a 44-yard touchdown in the first quarter ... Started at New Orleans (12/2) and established new season highs in receptions (7) and receiving yards (159) ... Started at Houston (12/9) and tied for the team lead with six catches for a game-high 87 yards ... Started at San Francisco (12/23) and became the first Buccaneer to post three consecutive, and third-overall 1,000 yard receiving seasons after a 29-yard grab in the second quarter.

- ★ **2006 (16/14 – Tampa Bay):** Played in all 16 games with 14 starts ... Recorded his second consecutive 1,000-yard receiving season, marking just the second time in Buccaneers history that a player had accomplished the feat in back-to-back seasons (also Keyshawn Johnson in 2001-02) ... Caught a team-leading 62 passes for 1,057 yards, his fifth career 1,000-yard receiving season, and seven touchdowns ... Led the team with seven total touchdowns ... Had four 100-yard receiving games ... Started at Atlanta (9/17) and tied career single-game high with nine receptions ... Also posted second-best career receiving yardage output, gaining 161 yards ... Had a season-high two touchdown catches against New Orleans (11/5), hauling in four passes for 97 yards ... Had three catches for 107 yards, including a season long 64-yard touchdown at Chicago (12/17) ... Surpassed 1,000 yards receiving for the season against Seattle (12/31), catching eight passes for 118 yards and one touchdown.

- ★ **2005 (16/16, 1/1 – Tampa Bay):** Started all 16 games at wide receiver for the Buccaneers ... Also started playoff game ... Finished seventh in the NFC with a career-high 83 receptions ... Ranked seventh in the NFL with a career-high 1,287 receiving yards, the fourth 1,000-yard receiving season of his career and first since 1998 with Seattle ... Single-season total of 83 receptions ranked fifth in Buccaneers history ... Single-season total of 1,287 receiving yards ranked second in team history ... Became the seventh

player in Tampa Bay history to reach 1,000 receiving yards in a single season ... Reached 1,000 receiving yards in 11 games, fastest in Buccaneers history ... Ranked tied for fifth in the NFL with 10 touchdown receptions, tied for second-most in his career ... Ranked third in the NFL with a 15.5 yards per catch average among receivers with 70 or more catches ... Ranked tied for eighth in the NFL with 25 receptions on third down ... Ranked second in the NFL with 476 receiving yards on third down ... Added two rushes for four yards on the season ... Had an 80-yard touchdown catch against Detroit (10/2) ... Hauled in a 78-yard touchdown bomb at San Francisco (10/30) ... Had four 100-yard-receiving games ... Led the team with seven receptions for 69 yards in the NFC Wild Card game vs. Washington (1/7).

★ **2004 (10/7 – Tampa Bay):** Played in 10 games with seven starts in his first season with Tampa Bay ... Caught 33 passes for 416 yards and five touchdowns ... Also returned 20 punts for 142 yards and one touchdown, and carried two times for 19 yards ... Scored six touchdowns over the last five games (five receiving and one punt return) of the season ... Started at wide receiver at Washington (9/12) in his Buccaneer debut ... Had a season-high two touchdown catches at San Diego (12/12) ... Was inactive for six games because of a groin injury.

★ **2003 (15/14, 1/1 – Dallas):** Played in 15 regular season games with 14 starts for Dallas ... Also started the Cowboys' lone postseason game ... Led the NFL with a 19.8 yards-per-catch average ... Finished the season with 34 receptions, ranked 18th in the NFC with 672 receiving yards and added two touchdowns ... Also rushed four times for 22 yards and returned 20 punts for 178 yards (8.9 avg.) and two kickoffs for 38 yards (19.0 avg.) ... Started at Carolina (1/3) in the postseason and posted a team-high 59 receiving yards on four receptions ... Averaged 5.5 yards on four punt returns.

★ **2002 (16/16 – Dallas):** Started all 16 games with the Cowboys ... Closed the year ranked 12th in the NFC in receiving yardage with 908 while tying for 18th in the NFC in receptions (61) ... Tied for the team lead with WR Antonio Bryant in touchdown receptions with six ... His six scoring catches came from distances of 38, 80, 39, 43, 11 and 41 yards for an average of 42.0 yards-per-scoring catch ... Led or tied for team lead in receptions 10 times.

★ **2001 (16/16 – Dallas):** Started all 16 games with the Cowboys ... After fully recovering from knee surgery that forced him to miss 15 games in 2000, finished the year second on the team in receptions (52) and receiving yards (699) while leading in receiving touchdowns (three) ... Had six receptions for a season-high 146 yards against San Francisco (12/30), recording his first 100-yard receiving game in a Cowboys uniform.

★ **2000 (1/1 – Dallas):** Started one game with the Cowboys ... In the season opener against Philadelphia (9/3), led the team with four receptions for 62 yards and a touchdown ... All four of his receptions gave Dallas a first down, including two on third down ... Suffered a knee injury in the fourth quarter ... Placed on injured reserve (9/8).

★ **1999 (8/4, 1/0 – Seattle):** Played in eight games with four starts with the Seahawks and appeared in one playoff game ... For the season, had 22 receptions for 335 yards

(15.2 avg.) and one touchdown ... Talled one catch for 22 yards in the Seahawks' lone postseason contest.

★ **1998 (16/16 – Seattle):** Started all 16 games with the Seahawks ... Led the team in receptions and touchdowns for the third consecutive season while being named first alternate for the AFC Pro Bowl squad ... Tied for the AFC lead with 10 receiving touchdowns and tied for third with 12 total touchdowns, tying his career-high set in 1997 ... Finished the season eighth in the AFC with 1,047 receiving yards, the third 1,000-yard season of his career ... His punt return average of 10.0 was seventh in the AFC ... Led the team with 65 receptions and four 100-yard games during the year ... Had two multiple-touchdown games for the season.

★ **1997 (15/15 – Seattle):** Started 15 games, missing only the Tennessee game (10/5) because of injury ... For the season, led the team in receptions, yards and touchdowns for the second consecutive year with 72 receptions, 1,049 receiving yards and a career-high 12 touchdowns – averaging 28.6 yards on each of his scores ... His touchdown total was the most by a Seahawks player since WR Steve Largent had 12 in 1985 and was one off the club record by WR Daryl Turner in 1984 ... His 12 touchdowns tied for the AFC lead and was the third-best total touchdown figure in the NFL ... Named a first alternate to the AFC Pro Bowl squad.

★ **1996 (16/16 – Seattle):** Started all 16 games with the Seahawks ... Finished the season leading the team in receptions (57), yards (987) and touchdowns (seven) ... Posted two 100-yard games during the season ... Had a season-high 137 receiving yards on five receptions at Miami (10/6) ... Also caught two touchdowns against the Dolphins, including a season-long 65-yard bomb.

★ **1995 (16/16 – Seattle):** Started all 16 games for the Seahawks ... Was the first rookie wide receiver to start every game for Seattle and the first since 1976 to start the opener ... Along the way, was named NFL Offensive Rookie of the Year by College and Pro Football News Weekly and was a consensus All-Rookie choice ... Caught 67 passes for 1,039 yards and seven touchdowns, becoming the 10th rookie in NFL history to surpass 1,000 yards and the first since 1986 ... Combined with WR Brian Blades to form the first duo with 1,000 yards in the same season in Seattle history ... Also added 154 rushing yards and a touchdown while returning 36 punts for a 10.0-yard average and one touchdown ... Along the way, set franchise season records for receptions, yards and 100-yard games (three) by a rookie, totals that also led all NFL rookies – as did his seven touchdown receptions ... The first record to fall was WR Daryl Turner's for yardage (715 in 1984) 11 games into the season ... In Week 14, broke WR Steve Largent's record for rookie receptions (54 in 1976) ... Prior to his arrival, the franchise had seen only five 100-yard games by a rookie, but he almost matched that himself, posting a franchise rookie-best three 100-yard games: five receptions for 102 yards and one touchdown at Buffalo (10/15); five receptions for 114 yards and two scores at Jacksonville (11/12); and five catches for 108 yards against Oakland (10/08) ... In the Jaguars game, established a franchise record for the longest run from scrimmage with an 86-yard touchdown dash ... Accounted for 200 yards from scrimmage in the game and earned AFC Offensive Player of the Week honors for his performance ... A club-record 89-yard punt return for a touchdown against the N.Y. Giants (11/5) started him on his way to AFC Special Teams Player of the Month honors for November, a month in which he returned 13 punts for a 13.2 yard average and one touchdown ... Both the 89-yard punt return and the 86-yard run were the longest such plays in the NFL in 1995 ... For the season, averaged 48.0 yards on each of his nine touchdowns (seven receiving, one rushing, one punt return) and was one of two players in the NFL (San Francisco's WR Jerry Rice) to score three different ways.

★ GALLOWAY'S SINGLE GAME CAREER HIGHS ★

Regular Season

Receptions:	9	vs. Carolina (12/26/04)
		vs. Miami (10/16/05)
		at Atlanta (9/17/06)
Yards:	166	vs. Detroit (10/20/05)
Long:	81t	at San Diego (10/25/98)
TD Rec.:	3	at Oakland (10/26/97)

COLLEGE

Finished his college career second in Ohio State history in touchdown receptions with 19 – trailing only WR Cris Carter's 27 – and had two games with three touchdowns ... Finished fourth in both career receptions (108) and receiving yards (1,894) ... Also added 20 kickoff returns for a 25.0-yard average and one score and 34 punt returns for a 7.8 average ... Earned First-Team All-Big Ten Conference honors as a junior and Second-Team accolades as a senior while leading the team in receiving both years ... As a senior, recorded 44 receptions for 669 yards and seven touchdowns ... Also returned 18 kickoffs for 462 yards (25.7 avg.) and one touchdown ... Also returned 16 punts for a 10.6 average ... Finished his senior season catching eight passes for 146 yards and two touchdowns in the Citrus Bowl against Alabama, including a career-best 69-yard reception ... As a junior, caught 47 passes for 946 yards and a school-record equaling (Carter – 1986) 11 touchdowns ... His yardage total ranked third for a single-season in school history trailing Carter's 1,127 in 1986 and 950 in 1985 ... Posted four 100-yard games, including 186 yards (third best single-game total in school history) on nine receptions with three touchdowns against Michigan State.

PERSONAL

Joseph Scott Galloway was born on November 20, 1971 in Bellaire, Ohio ... Caught 32 passes for 608 yards and eight touchdowns, averaged 26.9 yards on kickoff returns and 15.2 on punt returns as a senior at Bellaire (Ohio) High School ... Was also an All-Ohio choice in basketball and lettered in track ... In 2003, started the Joey Galloway Family Foundation to help provide opportunities for less fortunate families and children ... Part owner of the Columbus Destroyers of the Arena Football League ... Has served as a studio analyst for NBC Sports coverage of the Arena Football League ... In 2007, opened his first smoothie store, "Smoothie Junction", in Clearwater ... Added a second store in Tampa in 2008 and plans on opening several other stores around the Tampa Bay Area ... Flew in an F/A – 18 Hornet fighter jet with the Blue Angels of the United States Navy in March 2007 ... Was active in the community in Tampa Bay, Dallas and Seattle ...

★ ★ ★ GALLOWAY'S STATS ★ ★ ★						
MOST YARDS PER RECEPTION / ACTIVE PLAYERS ENTERING 2009 (Minimum 300 Receptions)						
Player	Team(s)	Years	Rec.	Yds.	Avg.	
Joey Galloway	SEA/DAL/TB	1995-2008	682	10710	15.70	
Randy Moss	MIN/NE	1998-2008	843	13201	15.66	
Plaxico Burress	PIT/NYG	2000-2008	505	7845	15.5	
Antonio Bryant	DAL/CLV/SF/TB	2002-2008	333	5085	15.3	
Eddie Kennison	STL/NO/CHI/KC/DEN	1996-2008	548	8345	15.2	
MOST TOUCHDOWN CATCHES / ACTIVE PLAYERS ENTERING 2009						
Player	Team(s)	Years	Rec.	Yds.	TD	
Terrell Owens	SF/PHI/DAL	1996-2008	951	14122	139	
Randy Moss	MIN/NE	1998-2008	843	13201	135	
Marvin Harrison	IND	1996-2008	1102	14580	128	
Isaac Bruce	STL/SF	1994-2008	1003	14944	91	
Joey Galloway	SEA/DAL/TB	1995-2008	682	10710	77	
Tony Gonzalez	KC	1997-2008	916	10940	76	
Torry Holt	STL	1999-2008	869	12660	74	
Hines Ward	PIT	1998-2008	800	9780	72	

Participated in the 2005 NFL/United Way Hometown Huddle ... In his second year as a Buccaneer in 2005, invited children from the MacDill Air Force Base Boys and Girls Club to attend every Tampa Bay home game ... In December 2002, hosted the second "Galloway Holiday," a party for the children at South Dallas' St. Phillip's School and Community Center ... During the 2002 offseason, organized a motivational and goal-setting discussion with the children at Happy Hill Farm Academy and Home, accompanied by a donation of Reebok athletic clothing for the residents ... During his Seahawks career, sponsored a group of students, the Galloway Express, at each Seattle home game ... During the 1996 season, appeared on Wheel of Fortune with proceeds from his spins benefiting the Make-A-Wish Foundation ... Earned his degree in business/marketing from Ohio State ... Was a National Football Foundation Scholar Athlete and National Association of Collegiate Directors of Athletics Scholarship recipient.

★ ★ ★ JOEY GALLOWAY ★ ★ ★																								
Pos: WR		Ht: 5-11		Wt: 197		Year: 15th		Acq: FA-09		College: Ohio State		Born: 11/20/71												
REGULAR SEASON			RECEIVING					RUSHING					KICK RETURNS					PUNT RETURNS						
Year	Team	G/S	No	Yds	Avg	Lg	TD	No	Yds	Avg	Lg	TD	No	Yds	Avg	Lg	TD	No	FC	Yds	Avg	Lg	TD	
1995	Seahawks	16/16	67	1039	15.5	59t	7	11	154	14.0	86t	1	2	30	15.0	18	0	36	12	260	10.0	89t	1	
1996	Seahawks	16/16	57	987	17.3	65t	7	15	127	8.5	51	0	0	0	0.0	0	0	15	5	158	10.5	88t	1	
1997	Seahawks	15/15	72	1049	14.6	53t	12	9	72	8.0	44	0	0	0	0.0	0	0	0	0	0	0.0	0	0	
1998	Seahawks	16/16	65	1047	16.1	81t	10	9	26	2.9	14	0	0	0	0.0	0	0	25	5	251	10.0	74t	2	
1999	Seahawks	8/4	22	335	15.2	48	1	1	-1	-1.0	-1	0	0	0	0.0	0	0	3	1	54	18.0	21	0	
2000	Cowboys	1/1	4	62	15.5	22	1	0	0	0.0	0	0	0	0	0.0	0	0	1	0	2	2.0	2	0	
2001	Cowboys	16/16	52	699	13.4	47t	3	3	32	10.7	16	0	0	0	0.0	0	0	1	0	6	6.0	6	0	
2002	Cowboys	16/16	61	908	14.9	80t	6	4	31	7.8	21	0	0	0	0.0	0	0	15	8	181	12.1	71	0	
2003	Cowboys	15/14	34	672	19.8	64	2	4	22	5.5	10	0	2	38	19.0	22	0	20	8	178	8.9	36	0	
2004	Buccaneers	10/7	33	416	12.6	36t	5	2	19	9.5	14	0	0	0	0.0	0	0	20	8	142	7.1	59t	1	
2005	Buccaneers	16/16	83	1287	15.5	80t	10	2	4	2.0	4	0	0	0	0.0	0	0	0	0	0	0.0	0	0	
2006	Buccaneers	16/14	62	1057	17.0	64t	7	2	9	4.5	7	0	0	0	0.0	0	0	2	0	3	1.5	2	0	
2007	Buccaneers	15/15	57	1014	17.8	69t	6	1	1	1.0	1	0	0	0	0.0	0	0	3	0	14	4.7	10	0	
2008	Buccaneers	9/4	13	138	10.6	22	0	0	0	0.0	0	0	0	0	0.0	0	0	0	0	0	0.0	0	0	
Totals-14 years		185/170	682	10710	15.7	81t	77	63	496	7.9	86t	1	4	68	17.0	22	0	141	47	1249	8.8	89t	5	
POSTSEASON			RECEIVING					RUSHING					KICK RETURNS					PUNT RETURNS						
Year	Team	G/S	No	Yds	Avg	Lg	TD	No	Yds	Avg	Lg	TD	No	Yds	Avg	Lg	TD	No	FC	Yds	Avg	Lg	TD	
1999	Seahawks	1/0	1	22	22.0	22	0	0	0	-	-0	0	0	0	0	0	0	0	0	0	0	0	0	
2003	Cowboys	1/1	4	59	14.8	28	0	0	0	-	-0	0	0	0	0	0	0	0	0	0	0	0	0	
2005	Buccaneers	1/1	7	69	9.9	24	0	0	0	-	-0	0	0	0	0	0	0	0	0	0	0	0	0	
2007	Buccaneers	1/1	1	9	9.0	9	0	1	-4	-4.0	-40	0	0	0	0	0	0	0	0	0	0	0	0	
Totals-4 years		4/3	13	159	12.2	28	0	1	-4	-4.0	-40	0	0	0	0	0	0	0	0	0	0	0	0	
Additional Statistic: Passing — 1997: 1 sack for 15 yards. 2001: 1 att, 1 cmp, -1 yds.																								

GALLOWAY'S CAREER GAME-BY-GAME																			
1995	Opponent	P/S	Rec	Yds	Avg	Lg	TD	W/L	Score	11/04	at N.Y. Giants	S	4	73	18.3	24	1	L	27-13
09/03	Kansas City	S	4	69	17.3	31	0	L	20-28	11/11	at Atlanta	S	1	9	9.0	9	0	L	10-15
09/10	at San Diego	S	3	26	8.7	9	0	L	14-13	11/18	Philadelphia	S	2	20	10.0	11	0	L	14-34
09/17	Cincinnati	S	6	78	13.0	28	0	W	29-10	11/22	Denver	S	6	64	10.7	27	0	L	36-35
10/01	Denver	S	4	89	22.3	51	0	W	22-21	12/02	at Washington	S	1	13	13.0	13	0	W	30-27
10/08	at Oakland	S	4	87	21.8	35	1	L	10-13	12/09	N.Y. Giants	S	2	17	8.5	11	0	W	10-13
10/15	at Buffalo	S	5	102	20.4	54	1	L	26-16	12/16	at Seattle	S	7	82	11.7	40	0	L	10-3
10/22	San Diego	S	2	15	7.5	10	0	L	27-7	12/23	at Arizona	S	3	28	9.3	10	0	L	20-10
10/29	at Arizona	S	2	35	17.5	19	0	L	37-20	12/30	San Francisco	S	6	146	24.3	47	1	W	0-28
11/05	N.Y. Giants	S	4	35	8.8	10	0	W	20-17	01/06	at Detroit	S	3	58	19.3	23	0	L	27-24
11/12	at Jacksonville	S	5	114	22.8	38	2	W	31-19	2001 Totals 16/16 52 699 13.4 471 3 5-11									
11/19	at Washington	S	4	90	22.5	59	1	W	3-16	2002	Opponent	P/S	Rec	Yds	Avg	Lg	TD	W/L	Score
11/26	N.Y. Jets	S	3	24	8.0	10	0	L	21-30	09/08	at Houston	S	6	69	11.5	31	0	L	27-13
12/03	Philadelphia	S	7	68	9.7	21	0	W	16-19	09/15	Tennessee	S	5	88	17.6	38	1	W	0-27
12/10	at Denver	S	4	49	12.3	17	1	W	30-36	09/22	at Philadelphia	S	7	70	10.0	19	0	L	3-14
12/17	Oakland	S	5	108	21.6	43	1	W	23-14	09/29	at St. Louis	S	4	27	6.8	13	0	W	24-26
12/24	at Kansas City	S	5	50	10.0	15	0	L	9-19	10/06	N.Y. Giants	S	8	109	13.6	33	0	L	21-24
1995 Totals 16/16 67 1039 15.5 591 7 8-8										10/13	Carolina	S	3	104	34.7	80	1	W	14-13
1996	Opponent	P/S	Rec	Yds	Avg	Lg	TD	W/L	Score	10/20	at Arizona	S	2	39	19.5	24	0	L	23-21
09/01	at San Diego	S	4	89	22.3	60	0	L	6-10	10/27	Seattle	S	4	62	15.5	39	1	L	3-17
09/08	Denver	S	3	42	14.0	19	0	L	21-32	11/03	at Detroit	S	6	56	9.3	30	0	L	14-31
09/15	Kansas City	S	4	57	14.3	19	0	L	18-40	11/17	at Indianapolis	S	4	49	12.3	15	0	L	10-24
09/22	at Tampa Bay	S	3	33	11.0	16	0	W	21-28	11/24	Jacksonville	S	7	144	20.6	49	2	W	20-17
09/29	Green Bay	S	1	15	15.0	15	0	L	9-7	11/28	Washington	S	3	54	18.0	41	1	W	10-30
10/06	at Miami	S	3	137	45.7	65	2	W	17-13	12/05	San Francisco	S	1	7	7.0	7	0	L	14-28
10/17	at Kansas City	S	3	65	21.7	32	1	L	24-27	12/15	at N.Y. Giants	S	1	30	30.0	30	0	L	6-17
10/27	San Diego	S	1	18	18.0	18	0	W	13-20	12/21	Philadelphia	S	0	0	0.0	0	0	L	31-34
11/03	Houston	S	8	94	11.8	18	1	W	3-36	12/29	at Washington	S	0	0	0.0	0	0	L	22-7
11/10	Minnesota	S	8	91	11.4	19	1	W	24-26	2002 Totals 16/16 61 908 14.9 801 6 5-11									
11/17	at Detroit	S	3	22	7.3	10	0	L	20-14	2003	Opponent	P/S	Rec	Yds	Avg	Lg	TD	W/L	Score
11/24	Oakland	S	3	99	33.0	42	0	L	20-13	09/07	Atlanta	S	7	139	19.9	49	1	L	7-23
12/01	at Denver	S	5	108	21.6	43	0	L	3-29	09/15	at N.Y. Giants	S	3	43	14.3	21	0	L	6-20
12/08	Buffalo	S	1	27	27.0	27	1	W	10-17	09/28	at N.Y. Jets	S	5	100	20.0	42	0	W	31-14
12/15	at Jacksonville	S	3	51	17.0	23	0	L	27-21	10/05	Arizona	p	2	46	23.0	24	0	W	24-3
12/22	at Oakland	S	2	39	19.5	32	1	W	10-15	10/12	Philadelphia	S	2	56	28.0	37	0	W	20-7
1996 Totals 16/16 57 987 17.3 651 7 7-9										10/19	at Detroit	S	0	0	0.0	0	0	W	14-33
1997	Opponent	P/S	Rec	Yds	Avg	Lg	TD	W/L	Score	10/26	at Tampa Bay	S	2	26	13.0	20	0	L	13-10
08/31	N.Y. Jets	S	3	34	11.3	17	0	L	10-19	11/02	Washington	S	1	14	14.0	14	0	W	16-23
09/07	Denver	S	4	84	21.0	29	0	L	21-13	11/09	Buffalo	S	2	30	15.0	22	0	W	23-24
09/14	at Indianapolis	S	6	58	9.7	15	0	W	13-44	11/16	at New England	Inactive					L	17-10	
09/21	San Diego	S	5	106	21.2	53	1	W	13-10	11/23	Carolina	S	3	50	16.7	24	1	W	31-7
09/28	at Kansas City	S	1	41	41.0	41	1	L	17-21	11/27	Miami	S	3	33	11.0	18	0	L	19-13
10/05	Tennessee	Inactive						W	14-13	12/07	at Philadelphia	S	0	0	0.0	0	0	L	27-23
10/19	at St. Louis	S	8	75	9.4	13	0	W	6-9	12/14	at Washington	p	0	0	0.0	0	0	W	14-28
10/26	Oakland	S	7	117	16.7	45	3	W	14-17	12/21	N.Y. Giants	S	1	64	64.0	64	0	W	37-3
11/02	at Denver	S	8	98	12.3	19	0	L	7-9	12/28	at New Orleans	S	3	71	23.7	30	0	L	19-21
11/09	at San Diego	S	3	84	28.0	40	2	W	3-20	2003 Totals 15/14 34 672 19.8 64 2 10-6									
11/16	at New Orleans	S	5	68	13.6	20	0	L	21-19	01/03	at Carolina	S	4	59	14.8	28	0	L	23-31
11/23	Kansas City	S	3	36	12.0	20	1	L	27-20	2003 Postseason 1/1 4 59 14.8 28 0 0-1									
11/30	Atlanta	S	3	34	11.3	16	1	L	27-31	2004	Opponent	P/S	Rec	Yds	Avg	Lg	TD	W/L	Score
12/07	at Baltimore	S	3	31	10.3	16	0	L	7-37	09/12	at Washington	S	1	0	0.0	0	0	L	20-24
12/14	at Oakland	S	7	82	11.7	35	1	W	3-27	09/19	Seattle	Inactive					L	24-9	
12/21	San Francisco	S	6	101	16.8	37	2	W	14-20	09/26	at Oakland	Inactive					L	27-24	
1997 Totals 15/15 72 1049 14.6 531 12 8-8										10/03	Denver	Inactive					L	30-21	
1998	Opponent	P/S	Rec	Yds	Avg	Lg	TD	W/L	Score	10/10	at New Orleans	Inactive					W	13-16	
09/06	at Philadelphia	S	6	142	23.7	35	2	W	13-27	10/18	at St. Louis	Inactive					L	27-3	
09/13	Arizona	S	2	20	10.0	11	1	W	35-32	10/24	Chicago	Inactive					W	20-10	
09/20	Washington	S	1	5	5.0	5	0	W	17-6	11/07	Kansas City	p	2	40	20.0	21	0	W	9-13
09/27	at Pittsburgh	S	7	139	19.9	40	0	L	24-7	11/14	at Atlanta	p	1	4	4.0	4	0	L	30-27
10/04	at Kansas City	S	5	50	10.0	16	0	L	23-21	11/21	San Francisco	S	3	33	11.0	22	0	W	19-13
10/11	Denver	S	6	70	11.7	23	0	L	38-7	11/28	at Carolina	S	3	34	11.3	18	0	L	38-20
10/25	at San Diego	S	4	130	32.5	81	1	W	0-16	12/05	Atlanta	S	4	63	15.8	36	1	W	23-20
11/01	Oakland	S	5	30	6.0	8	0	L	21-14	12/12	at Philadelphia	S	7	78	15.6	36	2	L	23-38
11/08	Kansas City	S	1	45	45.0	45	0	W	10-6	12/19	at New Orleans	S	2	18	9.0	15	1	L	10-13
11/15	at Oakland	S	3	30	10.0	12	0	L	0-12	12/26	Carolina	S	9	98	10.9	20	1	L	24-41
11/22	at Dallas	S	4	71	17.8	44	1	L	24-20	01/02	at Arizona	S	3	48	16	22	0	L	24-31
11/29	Tennessee	S	4	36	9.0	13	1	W	21-40	2004 Totals 10/7 33 416 12.6 361 5 5-11									
12/06	at N.Y. Jets	S	2	127	63.5	70	2	L	10-36	2005	Opponent	P/S	Rec	Yds	Avg	Lg	TD	W/L	Score
12/13	San Diego	S	7	69	9.9	15	1	W	27-0	09/11	at Minnesota	S	5	97	19.4	36	0	W	24-13
12/20	Indianapolis	S	5	50	10.0	18	1	W	19-3	09/18	Buffalo	S	0	0	0.0	0	0	W	19-3
12/27	at Denver	S	3	33	11.0	18	0	L	7-13	09/25	at Green Bay	S	5	53	10.6	16	2	W	17-16
1998 Totals 16/16 65 1047 16.1 811 10 8-8										10/02	Detroit	S	7	166	23.7	80	1	W	17-13
1999	Opponent	P/S	Rec	Yds	Avg	Lg	TD	W/L	Score	10/09	at N.Y. Jets	S	5	87	17.4	26	0	L	12-14
11/14	Denver	p	1	4	4.0	4	0	W	14-24	10/16	Miami	S	9	96	10.7	21	1	W	27-13
11/21	at Kansas City	p	1	18	18.0	18	0	W	14-24	10/30	at San Francisco	S	8	149	18.6	78	1	L	10-15
11/28	Tampa Bay	S	1	18	18.0	18	0	L	35-3	11/06	Carolina	S	5	83	16.6	50	1	L	14-34
12/05	at Oakland	p	4	68	17.0	31	1	L	14-21	11/13									

★ ★ ★ ★ ★ GALLOWAY'S CAREER GAME-BY-GAME (CONT.) ★ ★ ★ ★ ★																			
11/13	at Carolina	p	5	87	17.4	27	0	L	10-24	12/23	at San Francisco	S	1	29	29.0	29	0	L	19-21
11/19	Washington	S	4	64	16.0	34	1	W	20-17	12/30	Carolina	Inactive							
11/23	at Dallas	S	3	71	23.7	53	0	L	10-38	2007 Totals		15/15	57	1014	17.8	69t	6	9-7	
12/03	at Pittsburgh	S	3	37	12.3	24	0	L	3-20	01/06	N.Y. Giants	S	1	9	9.0	9	0	L	14-24
12/10	Atlanta	S	5	64	12.8	22	0	L	6-17	2007 Postseason		1/1	1	9	9.0	0	9	0-1	
12/17	at Chicago	S	3	107	35.7	64t	1	L	31-34	2008 Opponent		P/S	Rec	Yds	Avg	Lg	TD	W/L	Score
12/24	at Cleveland	S	2	34	17.0	25	0	W	22-7	09/07	at New Orleans	S	6	56	9.3	13	0	L	20-24
12/31	Seattle	S	8	118	14.8	44	1	L	7-23	09/14	Atlanta	S	2	18	9.0	12	0	W	24-9
2006 Totals		16/14	62	1057	17.0	64t	7	4-12		09/21	at Chicago	Inactive							
2007 Opponent		P/S	Rec	Yds	Avg	Lg	TD	W/L	Score	09/28	Green Bay	Inactive							
09/09	at Seattle	S	5	72	14.4	49	0	L	6-20	10/05	at Denver	Inactive							
09/16	New Orleans	S	4	135	33.8	69t	2	W	31-14	10/12	Carolina	Inactive							
09/23	at St. Louis	S	4	42	10.5	14	0	W	24-3	10/19	Seattle	Inactive							
09/30	at Carolina	S	1	7	7.0	7	0	W	20-7	10/26	at Dallas	p	3	38	12.7	20	0	L	9-13
10/07	at Indianapolis	S	4	50	12.5	27	0	L	14-33	11/02	at Kansas City	p	1	22	22.0	22	0	W	30-27
10/14	Tennessee	S	4	97	24.3	69t	1	W	13-10	11/16	Minnesota	p	0	0	0.0	0	0	W	19-13
10/21	at Detroit	S	5	46	9.2	16	0	L	16-23	11/23	at Detroit	p	0	0	0.0	0	0	W	38-20
10/28	Jacksonville	S	6	115	19.2	58t	1	L	23-24	11/30	New Orleans	p	0	0	0.0	0	0	W	23-20
11/04	Arizona	S	5	84	16.8	37t	1	W	17-10	12/08	at Atlanta	Inactive							
11/18	at Atlanta	S	2	63	31.5	44t	1	W	31-7	12/14	at Atlanta	Inactive							
11/25	Washington	S	2	21	10.5	12	0	W	19-13	12/21	San Diego	S	1	4	4.0	4	0	L	24-41
12/02	at New Orleans	S	7	159	22.7	60	0	W	27-23	12/28	Oakland	S	0	0	0.0	0	0	L	24-31
12/09	at Houston	S	6	87	14.5	18	0	L	14-28	2008 Totals		9/4	13	138	10.6	22	0	9-7	
12/16	Atlanta	S	1	7	7.0	7	0	W	37-3										







HT: **6-1** WT: **215 lbs**
 Born: **1/28/84**
 Exp. (NFL/Patriots): **4/4**
 GP/GS (Playoffs): **48/0 (6/0)**
 Acq: **D4b-06**
 College: **Memphis**
 Hometown: **Madison, Miss.**
PRO BOWL: 08

Stephen GOSTKOWSKI

KICKER

CAREER TRANSACTIONS

Stephen Gostkowski was drafted by the New England Patriots in the fourth round (118th overall) of the 2006 NFL Draft ... Signed by the Patriots (7/24/06).

CAREER HIGHLIGHTS


- ★ Entering the 2009 season, and including the playoffs, Gostkowski has hit 77-of-90 career field goal attempts, and his 85.6 percent accuracy rate is the highest in Patriots history.
- ★ In 2008, Gostkowski was named to his first career Pro Bowl and also earned a spot on the Associated Press All-Pro First Team.
- ★ Gostkowski set a Patriots single-season record and led the NFL with 36 successful field goals in 2008.
- ★ In 2008, Gostkowski led the NFL with 148 points, the most by a Patriots player since the 1970 AFL-NFL merger and the second highest total in team history (Gino Cappelletti, 155 in 1964).
- ★ Gostkowski connected on 90 percent of his field goal tries in 2008 (36-for-40), tying the second highest single-season field goal percentage in team history
- ★ Gostkowski set an NFL single-season record with 74 successful PAT kicks in 2007.
- ★ Gostkowski's 137 points in 2007 ranked third in the NFL and first among AFC kickers.
- ★ Gostkowski was perfect in the 2006 playoffs, connecting on all eight of his field goals, including a game-winning, 31-yard boot with 1:10 remaining to seal the Patriots' divisional playoff victory at San Diego (1/14/07).
- ★ Gostkowski kicked the longest field goal in Patriots playoff history when he nailed a 50-yard boot at San Diego (1/14/07).
- ★ Gostkowski's 52-yard field goal against Chicago (11/26/06) was the longest field goal in Gillette Stadium

history, and was the longest successful boot for the Patriots in four years.

- ★ Gostkowski kicked four field goals against Houston (12/17/06), becoming the first Patriots kicker to connect four times in one game since Adam Vinatieri did it on Nov. 14, 2004.

SEASONAL REVIEWS

- ★ **2008 (16/0):** Named to the Pro Bowl for the first time in his career in 2008 ... Named to the Associated Press All-Pro First Team ... Also selected as an All-Pro by ESPN.com, SI.com, the *Sporting News* and *Pro Football Weekly* ... Named AFC Special Teams Player of the Month for the month of October, when he made 9-of-10 field goal attempts ... Set a Patriots single-season record and led the NFL with 36 field goals ... Led the NFL with 148 points, the most by a Patriots player since the 1970 AFL-NFL merger and the second highest total in team history (Gino



EXTRA POINTS

- ★ As a college freshman, Stephen arrived at the University of Memphis with a partial baseball scholarship and walked on to the school's football team as a kicker. After excelling in his kicking duties, he earned a full football scholarship.
- ★ In high school, Stephen earned all-state honors in Mississippi in three sports - football, baseball and soccer. In college, he was an All-Conference USA selection in both baseball and football.

GOSTKOWSKI'S SINGLE GAME CAREER HIGHS

Regular Season

Extra Points Made:	8	at Buffalo (11/18/07)
Extra Points Att:	8	at Buffalo (11/18/07)
Field Goals Made:	4	at N.Y. Jets (9/14/08)
		vs. Arizona (12/21/08)
Field Goals Att.:	4	at N.Y. Jets (9/14/08)
		vs. Arizona (12/21/08)
Long:	52	vs. Chicago (11/26/06)
Points:	17	vs. Arizona (12/21/08)

Cappelletti, 155 in 1964) ... Connected on 90 percent of his field goal tries (36-for-40), tying the second highest single-season field goal percentage in team history ... Recorded a career-high 16 touchdowns ... With his 33-yard field goal in the Patriots' 13-0 victory over Buffalo on Dec. 28, set a new Patriots record for points in a season since the 1970 AFL-NFL merger with 144 points, topping Adam Vinatieri's mark of 141 points set in 2004 ... While making four of four field goal tries against Arizona (12/21), set a Patriots single-season franchise record for the most field goals with his 33rd of the season, breaking Tony Franklin's mark of 32 in 1986 ... Set a season career high for touchdowns with his 16th of the season set at Miami (11/23) ... Tied a single-game career high with four field goals made and attempted at the N.Y. Jets (9/14) and equaled the mark in a snowstorm against Arizona (12/21) ... On his extra point following New England's third-quarter touchdown against Miami (9/21), passed running back Tony Collins to move into ninth place on the Patriots' all-time scoring list ... Set a single-game career high with 17 points (five extra point attempts and four field goals) against Arizona (12/21).

★ **2007 (16/0, 3/0):** Set an NFL record for extra point attempts while going a perfect 74-for-74 ... Finished with a then career-high 137 points for the season while successfully making 21 of 24 field goal attempts in 2007 ... Set career-highs in extra points made and extra points attempted with eight in the Patriots' dominating 56-10 win over the Buffalo Bills (11/18) ... Tallied a season-high 12 points while going 6-for-6 on extra point attempts and 2-for-2 on field goal attempts at Dallas (10/14) ... Set career highs in extra points made and attempted by going 8-for-8 in the Patriots' rout of Buffalo (11/18) ... Tied a season high with 12 points in the season finale at the New York Giants (12/29), kicking through a season high three field goals and knocking in three extra points to finish the season a perfect 74-for-74 in extra point attempts ... Connected on all four extra point attempts while making one of two field goal tries in the Patriots' win over Jacksonville in the AFC Divisional playoffs (1/12).

★ **2006 (16/0, 3/0):** Saw action in all 16 regular season contests and three postseason games ... Made good on 20 of 26 field goals and 43 of 44 extra point opportunities in his rookie season ... Made 18 of his last 21 field goal attempts in the regular season ... Finished fifth in the AFC with 12 touchdowns ... Connected on his first career NFL field goal from 32 yards out in the Patriots' 19-17 victory over Buffalo (9/10) ... Tied for the team lead in special teams tackles once (at BUF) ... His 52-yard field goal against the Bears (11/26) was the longest by a Patriots player at Gillette Stadium ... Connected on all eight of his field goal attempts in the 2006 postseason ... Against Indianapolis (11/5), nailed a 49-yard field goal to cut the Colts' lead to 24-17 in the third quarter ... Connected on all four field goal attempts and all of his extra point opportunities against Houston (12/17) ... Nailed a 48-yard field goal to give the Patriots a 3-0 lead in the second quarter at Jacksonville (12/24) ... Made good on all three field goal attempts and all four extra point opportunities in the wild card playoffs against the Jets (1/7)

... Gave the Patriots a 3-0 lead with a 50-yard field goal in the first quarter of the divisional playoffs at San Diego (1/14) ... Connected on his first career game-winning field goal from 31 yards out to give the Patriots a 24-21 lead with 1:10 remaining in the fourth quarter ... In the AFC Championship Game at Indianapolis (1/21), gave the Patriots a 31-28 lead with a 28-yard field goal in the fourth quarter ... Nailed a 43-yard field goal with 3:49 left to play in the game, giving the Patriots a 34-31 lead.

COLLEGE

Finished his collegiate career placing 13th in NCAA Division 1-A history with 369 points and 14th with 70 successful field goals ... His 369 career points set a Memphis record, shattering the old mark of 263 points by Joe Allison (1990-93) ... Made 70-of-92 field goals during his career, good for a 76.1 percent accuracy rate ... Over his final two seasons, made 85.7 percent of his field goal attempts (42-of-49) ... Holds the top three spots on the Tigers' single-season record list for points scored by a kicker, totaling 101 points in 2003, 108 in 2004 and 101 in 2005 ... His 44 successful extra points in 2003 topped the old school single-season record of 42 by John Cobb (1949), and his 48 extra points in 2004 broke the previous record of 44, which he had established a year earlier.

PERSONAL

Stephen Carroll Gostkowski was born the son of Larry and Cindy Gostkowski on January 28, 1984 in Baton Rouge, La. ... Attended Madison (Miss.) Central High School, where he lettered for four years in football and soccer and three years in baseball ... Earned All-State honors in all three sports ... Completed his prep baseball career with a 16-2 record and a

★ ★ ★ EVEN STEPHEN ★ ★ ★

Since joining the Patriots as a fourth-round draft choice in 2006, Stephen Gostkowski has connected on 85.6 percent of his regular-season field goals (77-for-90), achieving the best field goal percentage in Patriots history.

PATRIOTS ALL-TIME LEADERS / FIELD GOAL PCT.

(Minimum 50 Attempts)

Player	Years	FGM	FGA	Pct.
Stephen Gostkowski	2006-08	77	90	.856
Adam Vinatieri	1996-05	263	321	.819
Matt Bahr	1993-95	55	72	.764
Tony Franklin	1984-87	93	125	.744

PATRIOTS SINGLE-SEASON LEADERS / FGs MADE

Player	Year	FGM	FGA	Pct.
Stephen Gostkowski	2008	36	40	.900
Tony Franklin	1986	32	41	.780
Adam Vinatieri	2004	31	33	.939
Adam Vinatieri	1998	31	39	.795

PATRIOTS SINGLE-SEASON LEADERS / FIELD GOAL PCT.

(Minimum 16 Attempts)

Player	Year	FGM	FGA	Pct.
Adam Vinatieri	2004	31	33	.939
Stephen Gostkowski	2008	36	40	.900
Adam Vinatieri	2002	27	30	.900
Stephen Gostkowski	2007	21	24	.875
Adam Vinatieri	1997	25	29	.862

PATRIOTS SINGLE-SEASON LEADERS / POINTS SCORED

Player	Year	TD	2-PT	FG	PAT	Pts.
Gino Cappelletti	1964	7	1	25	36	155
Stephen Gostkowski	2008	0	0	36	40	148
Gino Cappelletti	1961	8	0	17	48	147
Adam Vinatieri	2004	0	0	31	48	141

1.00 ERA, leading Madison Central to the 2002 Mississippi state championship ... Also holds the school record for the longest field goal at 55 yards ... Also played baseball at Memphis ... Supporter of Tufts University's Read by the River ... Served as an honorary coach in the 2007 BELL Bowl, a fundraiser at Gillette Stadium to benefit the BELL Foundation ... In 2008, participated in the United Way of Rhode Island's Hometown Huddle at the East Providence Boys & Girls Club, teaching club members how to incorporate nutrition and fitness into their daily routines ... Participated in the 2008 Salvation Army Holiday Party at Gillette Stadium with nearly 250 children from the Boston and Providence Salvation Army centers ... Majored in exercise and sport science at Memphis.

★ ★ ★ HONORS & AWARDS ★ ★ ★									
2008									
Pro Bowl									
Associated Press All-Pro: First Team									
Pro Football Weekly/PFWA All-NFL Team									
ESPN.com All-Pro Team									
SI.com All-Pro Team									
Sporting News All-Pro Team									
Dallas Morning News All-Pro Team									
Pro Football Weekly/PFWA All-AFC Team									
AFC Special Teams Player of the Month (October)									

★ ★ ★ STEPHEN GOSTKOWSKI ★ ★ ★

Pos: K Ht: 6-1 Wt: 215 Year: 4th Acq: D4b-06 College: Memphis Born: 1/28/84

REGULAR SEASON			FIELD GOALS											PATs			
Year	Team	G	1-29	Pct	30-39	Pct	40-49	Pct	50+	Pct	Overall	Pct	Lg	Made	Att	2-Pt	Pts.
2006	Patriots	16	10-11	90.9	7-10	70.0	2-4	50.0	1-1	100.0	20-26	76.9	52	43	44	0	103
2007	Patriots	16	10-10	100.0	8-9	88.9	3-5	60.0	0-0	---	21-24	87.5	45	74	74	0	137
2008	Patriots	16	10-12	83.3	16-16	100.0	9-11	81.8	1-1	100.0	36-40	90.0	50	40	40	0	148
Totals-3 years		48	30-33	90.9	31-35	88.6	14-20	70.0	2-2	100.0	77-90	85.6	52	157	158	0	388
POSTSEASON			FIELD GOALS											PATs			
Year	Team	G	1-29	Pct	30-39	Pct	40-49	Pct	50+	Pct	Overall	Pct	Lg	Made	Att	2-Pt	Pts.
2006	Patriots	3	3-3	100.0	2-2	100.0	2-2	100.0	1-1	100.0	8-8	100.0	50	9	9	0	33
2007	Patriots	3	0-0	---	1-2	50.0	0-0	---	0-0	---	1-2	50.0	50	9	9	0	12
Totals-2 years		6	3-3	100.0	3-4	75.0	2-2	100.0	1-1	100.0	9-10	90.0	50	18	18	0	45

Additional Statistics: Special Teams Tackles – Career (8); 2006 (3), 2007 (3), 2008 (2).

★ ★ ★ GOSTKOWSKI'S CAREER GAME-BY-GAME ★ ★ ★

2006	Opponent	XP	%	FG	Bk	%	PTS	FGs (Missed)	11/04 at Indianapolis	3-3	100%	1-1	0	100%	6	34	
09/10	Buffalo	2-2	100%	1-1	0	100%	5	32	11/18 at Buffalo	8-8	100%	0-0	0	---	8	---	
09/17 at	N.Y. Jets	3-3	100%	1-2	1	50%	6	20,(29b)	11/25 Philadelphia	4-4	100%	1-2	0	50%	7	23,(32)	
09/24	Denver	1-1	100%	0-1	1	0%	1	(37b)	12/03 at Baltimore	3-3	100%	2-2	0	100%	9	21,38	
10/01 at Cincinnati	5-5	100%	1-2	0	50%	8	(48),24	12/09 Pittsburgh	4-4	100%	2-3	0	67%	10	(48),42,28		
10/08	Miami	2-2	100%	2-2	0	100%	8	31,31	12/16 N.Y. Jets	2-2	100%	2-2	0	100%	8	26,34	
10/22 at Buffalo	4-4	100%	0-0	0	---	4	---	12/23 Miami	4-4	100%	0-0	0	---	4	---		
10/30 at Minnesota	4-4	100%	1-1	0	---	7	23	12/29 at N.Y. Giants	3-3	100%	3-3	0	100%	12	37,45,37		
11/05	Indianapolis	2-2	100%	2-3	0	67%	8	49,(36),26	2007 Totals	74-74	100%	21-24	0	87.5%	137		
11/12	N.Y. Jets	0-0	---	2-2	0	100%	6	31,21	01/12 Jacksonville	4-4	100%	1-2	0	50%	7	(35),35	
11/19 at Green Bay	5-5	100%	0-0	0	---	5	---	01/20 San Diego	3-3	100%	0-0	0	---	3	---		
11/26	Chicago	2-2	100%	1-1	0	100%	5	52	02/03 N.Y. Giants	2-2	100%	0-0	0	---	2	---	
12/03	Detroit	2-2	100%	2-2	0	100%	8	25,27	2007 Postseason	9-9	100%	1-2	0	50%	12		
12/10 at Miami	0-0	---	0-0	0	---	0	---										
12/17	Houston	4-4	100%	4-4	0	100%	16	26,32,31,21	2008	Opponent	XP	%	FG	Bk	%	PTS	FGs (Missed)
12/24 at Jacksonville	3-3	100%	1-2	0	50%	6	48,(49)	09/07 Kansas City	2-2	100%	1-1	0	100%	5	37		
12/31 at Tennessee	4-5	80%	2-3	0	67%	10	28,(26),33	09/14 at N.Y. Jets	1-1	100%	4-4	0	100%	13	21,37,28,27		
2006 Totals	43-44	98%	20-26	2	76.9%	103			09/21 Miami	1-1	100%	2-2	0	100%	7	37,44	
01/07	N.Y. Jets	4-4	100%	3-3	2	76.9%	13	20,40,28	10/05 at San Francisco	3-3	100%	3-3	0	100%	12	35,40,49	
01/14 at San Diego	1-1	100%	3-3	0	100%	10	50,34,31	10/12 at Denver	5-5	100%	1-2	0	50%	4	(48),47		
01/21 at Indianapolis	4-4	100%	2-2	0	100%	10	28,43	10/20 St. Louis	2-2	100%	3-3	0	100%	11	30,27,41		
2006 Postseason	9-9	100%	8-8	0	100%	33			11/02 at Indianapolis	0-0	0%	3-3	0	100%	9	29,35,25	
2007	Opponent	XP	%	FG	Bk	%	PTS	FGs (Missed)	11/09 Buffalo	2-2	100%	2-3	0	67%	8	32,(49),37	
09/09 at N.Y. Jets	5-5	100%	1-1	0	100%	8	22	11/13 N.Y. Jets	2-2	100%	3-3	0	100%	11	42,31,47		
09/16	San Diego	5-5	100%	1-2	0	50%	8	(41),24	11/23 at Miami	6-6	100%	2-2	0	100%	12	30,30	
09/23	Buffalo	5-5	100%	1-1	0	100%	8	24	11/30 Pittsburgh	1-1	100%	1-2	0	50%	4	29,(27)	
10/01 at Cincinnati	4-4	100%	2-2	0	100%	10	31,36	12/07 at Seattle	1-1	100%	3-3	0	100%	10	50,42,27		
10/07	Cleveland	4-4	100%	2-2	0	100%	10	20,25	12/14 at Oakland	7-7	100%	0-0	0	0%	7	---	
10/14 at Dallas	6-6	100%	2-2	0	100%	12	45,22	12/21 Arizona	5-5	100%	4-4	0	100%	17	38,35,24,30		
10/21 at Miami	7-7	100%	0-0	0	---	7	---	12/28 at Buffalo	1-1	100%	2-3	0	67%	7	33,(26),23		
10/28	Washington	7-7	100%	1-1	0	100%	10	36	2008 Totals	40-40	100%	36-40	0	90.0%	148		





#97

Jarvis

GREEN

HT: 6-3 WT: 285 lbs

Born: 1/12/79

Exp. (NFL/Patriots): 8/8

GP/GS (Playoffs): 108/34 (14/3)

Acq: D4b-02 (126th)

College: Louisiana State

Hometown: Donaldsonville, La.

SUPER BOWLS

03 04

DEFENSIVE LINEMAN

CAREER TRANSACTIONS

Jarvis Green was drafted by the New England Patriots in the fourth round (126th overall) of the 2002 NFL Draft ... Signed by the Patriots (7/18/02).

CAREER HIGHLIGHTS

- ★ In seven NFL seasons, Green has started 34 of 108 games while recording 279 tackles (171 solo), 27.0 sacks, nine forced fumbles and six fumble recoveries.
- ★ In his seven seasons in New England, Green has been a part of five division championships, three conference titles and two Super Bowl crowns.
- ★ Green's 108 games played for the Patriots entering 2009 rank third among active New England defensive players, trailing only Tedy Bruschi (189) and Richard Seymour (111). Green is one of six active Patriots that enter 2009 with 100 or more games in a New England uniform (also Bruschi, Seymour, Kevin Faulk, Matt Light and Tom Brady).
- ★ In 2007, Green tied for second on the Patriots with 6.5 sacks while starting a career-high 10 games as part of a Patriots defense that allowed just 288.3 yards per game, the lowest total for the team in 25 years.
- ★ In 2006, Green tied for second on the team with 7.5 sacks, tied for the team lead with three forced fumbles and set a career high with 57 tackles (36 solo).
- ★ Green was named AFC Defensive Player of the Week for his efforts at Cincinnati (10/1/06) when he recorded a career-high 3.0 sacks.
- ★ Green recorded three strip-sacks of opposing quarterbacks in 2006, with each forced fumble resulting in a recovery by the Patriots.
- ★ In 2005, Green totaled 53 tackles (30 solo) and added 2.5 sacks and a forced fumble. He recorded five or more tackles six times in 2005.
- ★ Green enjoyed a solid 2004 campaign, setting career highs with four sacks and three fumble recoveries.
- ★ Green started all three postseason contests at defensive end in 2004, finishing the playoffs with seven tackles, a sack and a forced fumble.
- ★ Green notched his first career touchdown when he pounced on a fumble in the end zone during the Patriots' 24-3 victory over Baltimore (11/28/04).
- ★ One of the biggest games of Green's career came on one of the NFL's biggest stages, as he recorded a career-high 2.5 sacks of NFL co-MVP Peyton Manning in the 2003 AFC Championship Game (1/18/04). He also set a career high with six tackles (5 solo) in the game.

SEASONAL REVIEWS

- ★ **2008 (14/3):** Played in 14 games with three starts and finished fourth among Patriots defensive linemen with 43 tackles (23 solo) ... Added two sacks, four quarterback hits, one forced fumble and one fumble recovery ... Played in his 100th career game at Indianapolis (11/2) ... Tallied a single-game career high 12 tackles, also a team high,

with eight solo stops while also recording a season high two sacks at Buffalo (12/28) ... Made his first start of the season at San Diego (10/12) ... Made his second start of the season at defensive end at Seattle (12/7) and tallied five tackles ... Pounced on a Matt Leinart fumble forced on a Brandon Meriweather strip-sack against Arizona (12/21) ... Applied pressure on Kurt Warner on a second-down pass attempt, leading to an incomplete pass and a Cardinals three-and-out ... Made five tackles with two solo tackles ... Tallied a single-game career high 12 tackles, also a team high at Buffalo (12/28), with eight solo stops while also recording a season-high two sacks while helping the Patriots to their first shutout since 2006 ... Forced a Trent Edwards fumble that was recovered by Mike Vrabel on a 6-yard strip-sack ... Added a 7-yard sack of Edwards to record his fourth career multiple-sack game.

- ★ **2007 (16/10, 3/0):** Played in all 16 games while setting a single-season career high with 10 starts ... Tied a season career high in tackles with 57 (35 solo) in 2007 ... Finished tied for second on the team with 6.5 sacks ... Tied for the team lead in tackles with eight in the Patriots' 24-20 victory over the Indianapolis Colts (11/4) ... Led the team in quarterback hits in the Patriots' 20-10 win over the New York Jets (12/16) ... Tallied a season-high 2-sack performance in Week One against the New York Jets (9/9) with a 6-yard sack of Chad Pennington and an 8-yard sack of Pennington ... Recovered the fumble forced on Ellis Hobbs' sack of Bills quarterback J.P. Losman and picked up his third sack of the season on a 9-yard sack of



- ★ Jarvis runs the Jarvis Green Foundation, dedicated to providing support to single working mothers in disadvantaged, low-income areas and to supporting victims of Hurricane Katrina. Jarvis donated \$25,000 to Michelle Jefferson, a single mother from New Orleans, to assist with her recovery after Katrina.
- ★ Jarvis hosts many annual events to raise money for his foundation. In November 2008, he had his second annual wine tasting gala at the Johnson & Wales Inn in Seekonk, Mass. Jarvis' events are supported by many of his teammates and raise money for the Jarvis Green Foundation.
- ★ In the fall of 2008, Jarvis opened "The Capitol", a restaurant in his hometown of Donaldsonville, La. The restaurant and sports bar is located in a historic building in the center of town and the name pays homage to the period of time in the 1830s when Donaldsonville was the capital of Louisiana.

Trent Edwards in the Patriots' victory over Buffalo (9/23) ... Teamed up with Adalius Thomas on an 8-yard sack of Carson Palmer in the Patriots' win at Cincinnati (10/1) ... Talled a season high eight tackles (5 solo) along with a quarterback sack and a forced fumble in the Patriots' comeback win over Indianapolis (11/4) ... Strip-sacked Peyton Manning for a 5-yard loss, causing a fumble that was recovered by Roosevelt Colvin, preserving the Patriots' victory ... Dragged down Joseph Addai for a 9-yard loss ... Credited with a forced fumble for the second straight game in the Patriots' win at Buffalo (11/18) ... Combined with Mike Wright to sack Ben Roethlisberger for a loss of nine yards against Pittsburgh (12/9) ... Talled one sack by contributing two half sacks in the Patriots' win over the New York Jets (12/16) ... Teamed with Richard Seymour to sack Chad Pennington for a loss of 13 yards and, later, paired with Adalius Thomas for a 1-yard sack of Pennington ... Chased down Cleo Lemon for a loss of six yards to draw his career sack total to 6.5, the second highest total of his season ... Sacked Eli Manning for a loss of three yards in Super Bowl XLII against the New York Giants (2/3).

★ **2006 (16/4, 3/0):** Played in all 16 regular season contests with four starts on the defensive line ... Saw action in a reserve role in three postseason contests ... Finished tied for second on the team with a career-high 7.5 sacks ... Led the team or tied for the team lead in sacks four times (at CIN, vs. MIA, at JAX, at TEN) ... Led the team or tied for the team lead in quarterback hits twice (at CIN, vs. MIA) ... Finished second on the team with a career-high 10 tackles (9 solo), including a half sack against the N.Y. Jets (9/17) ... Combined with Tully Banta-Cain to drop Chad Pennington for a 6-yard sack at the end of the second quarter ... Named AFC Defensive Player of the Week after tallying four solo tackles, a career-high three sacks, three quarterback hits, a forced fumble and a fumble recovery at Cincinnati (10/1) ... Halted a Bengals' drive by stopping Kenny Watson for a 4-yard gain on a third-and-five rush in the second quarter ... Gave the Patriots great field position and captured the trifecta by sacking Carson Palmer for a 10-yard loss, forcing a fumble and recovering the loose ball with 13:53 remaining in the fourth quarter ... Dropped Palmer for a 9-yard sack with a fierce rush up the middle in the final stanza ... Two plays later, sacked Palmer for an 11-yard loss ... Registered three tackles (1 solo), a sack and a forced fumble against Jacksonville (12/24) ... Sealed the victory by strip-sacking David Garrard and the loose ball was recovered by Rodney Harrison with less than two minutes remaining in the fourth quarter ... Posted two solo tackles, a sack and a forced fumble at Tennessee (12/31) ... Strip-sacked Vince Young for a 7-yard loss and the loose ball was recovered by Roosevelt Colvin at the Titans' 24-yard line in the first quarter.

★ **2005 (15/5, 2/0):** Started five of 15 games and recorded a career-high 53 tackles (30 solo), 2.5 sacks and a forced fumble ... Recorded a season-high six tackles on three occasions and notched five or more tackles six times ... Talled five tackles (4 solo), including a sack and a forced fumble in the season opener against Oakland (9/8) ... Dropped Kerry Collins for a 13-yard sack and forced a fumble that was recovered by Vince Wilfork ... Started at defensive end and notched six tackles (4 solo), including a half sack against Atlanta (10/9) ... Teamed with Mike Vrabel to sack Matt Schaub for a 1-yard loss in the third quarter ... Played in a reserve role on the defensive front and collected three tackles (2 solo) and a shared sack in the divisional playoffs against Denver (1/14) ... Combined with Richard Seymour to sack Jake Plummer for a 7-yard loss in the third quarter.

★ **2004 (16/1, 3/3):** Played in all 16 games for the second consecutive season and started all three postseason

★ GREEN'S SINGLE GAME CAREER HIGHS ★

Regular Season

Tackles:	12	at Buffalo (12/28/08)
Solos:	9	at N.Y. Jets (09/17/06)
Assists:	5	vs. Indianapolis (11/07/05)
Sacks:	3	at Cincinnati (10/01/06)
Passes Defensed:	1	Four times, most recent at Buffalo (10/22/06)
Forced Fumbles:	1	Nine times, most recent at Buffalo (12/28/08)
Fumble Recoveries:	1	Six times, most recent vs. Arizona (12/21/08)
Touchdowns:	1	vs. Baltimore (11/28/04)

contests ... Registered a career-high 4.0 sacks ... Collected his first career touchdown when he pounced on a fumble in the end zone against Baltimore (11/28) ... Collected three tackles, a sack, a pass defensed and a fumble recovery against St. Louis (11/7) ... Sacked Marc Bulger for a 3-yard loss and later recovered a Bulger fumble that was forced by Willie McGinest, setting up a Patriots field goal drive ... Collected a tackle and recovered a fumble for a touchdown against Baltimore (11/28) ... Scooped up a Kyle Boller fumble in the end zone (forced by Tedy Bruschi) for his first career touchdown to give the Patriots a commanding 24-3 lead ... Started at defensive end and collected five tackles (3 solo), including a sack and a forced fumble in the Patriots' 41-27 AFC Championship victory over the Steelers (1/23) ... Sacked Ben Roethlisberger for a 1-yard loss and forced the signal caller to fumble the ball out of bounds ... Started at defensive end in the Patriots' 24-21 victory over the Eagles in Super Bowl XXXIX.

★ **2003 (16/7, 3/0):** Played in all 16 games with seven starting assignments ... Recorded 20 tackles (14 solo) in the regular season, including two sacks and a pass defense ... Set career highs with six tackles (5 solo) and 2.5 sacks in the AFC Championship Game against Indianapolis (1/18) ... Part of a Patriots defense that led the NFL in opponents' points per game (14.9), opponents' passer rating (56.2), interceptions (29) and passing touchdowns surrendered (11) ... Helped the Patriots run defense rank fourth in the NFL, up from 31st in the NFL in 2002 ... Registered two solo tackles and shared a sack that resulted in a safety against Miami (12/7). Teamed with Mike Vrabel to sack Jay Fiedler in the end zone for a safety on fourth-and-eight to give the Patriots a 12-0 lead with 1:13 remaining in the fourth quarter ... Talled a season-high six tackles (5 solo) and a career-high 2.5 sacks in the Patriots' 24-14 AFC Championship victory over the Colts (1/18) ... Dropped Peyton Manning for a nine-yard sack in the second quarter and sacked Manning for a seven-yard loss with a strong rush up the middle in the fourth quarter ... Recorded his third sack of the game when he dropped Manning for a six-yard loss midway through the fourth quarter ... Registered a pass defense in the Patriots' 32-29 Super Bowl XXXVIII victory over the Panthers ... Pressured Jake Delhomme with a strong pass rush, forcing him to throw an incompletion on third down in the first quarter.

★ **2002 (15/4):** Played in 15 games, including four starts, and recorded 21 tackles ... Made his NFL debut against Pittsburgh (9/9) and his first NFL start at Miami (10/06) ... Ranked sixth on the team with 2.5 sacks ... Recorded his first professional sack, along with a forced fumble and four tackles (3 solos) in the Patriots 30-14 win over the Steelers on Monday Night Football (9/9) ... Sacked Kordell Stewart for a loss of 13 yards, causing a fumble on the play that was recovered by Roman Phifer.

COLLEGE

One of the most dominating defensive linemen in LSU history ... Finished his career ranking fourth on the school's career-record list with 20 quarterback sacks for 123 yards ... Started 39 of 41 games for the Tigers, recording 184 tackles (108 solos) with 38 stops for losses of 165 yards ... 2001 (Senior): Voted second-team All-Southeastern Conference selection by the league's coaches ... Led the team with four sacks for 28 yards and 25 quarterback pressures ... 2000 (Junior): Recorded 31 tackles (13 solos), including a sack and three stops for losses of 10 yards ... Deflected three passes ... 1999 (Sophomore): Started in nine games and finished with 51 tackles (30 solos), 12 stops for losses of 52 yards, seven sacks, three forced fumbles, two fumble recoveries, two pass break-ups and one blocked kick ... 1998 (Freshman): Green established an LSU freshman record for quarterback sacks with eight for 46 yards.

PERSONAL

Jarvis Pernell Green was born the son of Marion L. Ceasar Green and Pernell Green on Jan. 12, 1979 in Thibodaux, La. ... Brother, Jason, was a teammate and linebacker at Louisiana State (1998-2001) ... Cousin, Howard, was a teammate and

★ ★ ★ **HONORS & AWARDS** ★ ★ ★

2006

AFC Defensive Player of the Week (Wk. 4)

New England Patriots Ron Burton
Community Service Award

defensive tackle at LSU (2000-2001) ... Cousins Howard and Skyler Green also went on to play in the NFL ... Class 3A Defensive MVP at Donaldson (La.) High ... Recorded 136 tackles (103 solo), with 42 for a loss and 16 sacks his senior year ... As a junior, totaled 83 tackles, seven sacks, and 21 tackles for a loss ... Construction Engineering major ... Is involved in several business pursuits, including ownership of a restaurant in his hometown of Donaldsonville, La. ... Completed an internship with Rolls Royce ... Completed a restaurant internship at Providence Prime in Rhode Island ... Served as an honorary coach in the 2007 BELL Bowl, a fundraiser at Gillette Stadium to benefit the BELL Foundation ... Earned the New England Patriots Ron Burton Community Service Award in 2006 for his commitment to the community and helping others ... Jarvis and his wife Rakia have three children.

Green

★ ★ ★ JARVIS GREEN ★ ★ ★																			
Pos: DL		Ht: 6-3	Wt: 285	Year: 8th				Acq: D4b-02		College: Louisiana State					Born: 1/12/79				
REGULAR SEASON			TACKLES					INTERCEPTIONS					MISCELLANEOUS						
Year	Team	G/S	TT	UT	A	S	Yds	No	Yds	Avg	Lg	TD	PD	FF	FR	Yds	TD	SpT	
2002	Patriots	15/4	21	14	7	2.5	18.5	0	0	0.0	0	0	1	1	0	0	0	1	
2003	Patriots	16/7	19	14	5	2.0	8.0	0	0	0.0	0	0	1	0	0	0	0	0	
2004	Patriots	16/1	28	18	10	4.0	22.0	0	0	0.0	0	0	1	1	3	0	1	0	
2005	Patriots	15/5	53	30	23	2.5	18.0	0	0	0.0	0	0	0	1	0	0	0	0	
2006	Patriots	16/4	57	36	21	7.5	52.5	0	0	0.0	0	0	1	3	1	0	0	0	
2007	Patriots	16/10	57	35	22	6.5	43.0	0	0	0.0	0	0	0	2	1	0	0	0	
2008	Patriots	14/3	43	24	19	2.0	13.0	0	0	0.0	0	0	0	1	1	0	0	0	
Totals-7 Years		108/34	278	171	107	27.0	175.0	0	0	0.0	0	0	4	9	6	0	1	1	
POSTSEASON			TACKLES					INTERCEPTIONS					MISCELLANEOUS						
Year	Team	G/S	TT	UT	A	S	Yds	No	Yds	Avg	Lg	TD	PD	FF	FR	Yds	TD	SpT	
2003	Patriots	3/0	8	7	1	2.5	18.5	0	0	0.0	0	0	2	0	0	0	0	0	
2004	Patriots	3/3	7	4	3	1.0	1.0	0	0	0.0	0	0	0	0	0	0	0	0	
2005	Patriots	2/0	9	4	5	0.5	3.5	0	0	0.0	0	0	0	0	0	0	0	0	
2006	Patriots	3/0	2	1	1	0.0	0.0	0	0	0.0	0	0	0	0	0	0	0	0	
2007	Patriots	3/0	7	4	3	1.0	3.0	0	0	0.0	0	0	0	0	0	0	0	0	
Totals-4 years		14/3	33	20	13	5.0	26.0	0	0	0.0	0	0	2	0	0	0	0	0	
Additional Statistics: Kick Returns – 2002: 1 for 10 yards																			

Additional Statistics: Kick Returns – 2002: 1 for 10 yards

★ ★ ★ GREEN'S CAREER GAME-BY-GAME ★ ★ ★															
2002	Opponent	P/S	TT	UT	A	S	Yds	Int	Yds	PD	FF	FR	SpT	W/L	Score
09/09	Pittsburgh	p	4	3	1	1.0	13.0	-	-	-	-	1	-	-	W 30-14
09/15	N.Y. Jets	p	3	1	2	-	-	-	-	-	-	-	-	-	W 44-7
09/22	Kansas City	p	0	0	0	-	-	-	-	-	-	-	-	Wot	41-38
09/29	San Diego	p	3	1	2	-	-	-	-	-	-	-	-	L	14-21
10/05	Miami	S	3	3	0	-	-	-	-	-	-	-	-	L	13-26
10/13	Green Bay	S	2	1	1	-	-	-	-	-	-	-	-	L	10-28
10/27	Denver	S	1	1	0	-	-	-	-	-	-	-	-	L	16-24
11/03	Buffalo	S	0	0	0	-	-	-	-	-	-	-	-	W	38-7
11/10	Chicago	p	2	2	0	-	-	-	-	-	-	-	-	W	33-30
11/17	at Oakland	p	0	0	0	-	-	-	-	-	-	-	-	L	20-27
11/24	Minnesota	p	1	1	0	1.0	2.0	-	-	-	-	-	-	W	24-17
11/28	at Detroit	p	0	0	0	-	-	-	-	-	-	-	-	W	20-12
12/08	Buffalo	p	0	0	0	-	-	-	-	-	-	-	-	W	27-17
12/16	at Tennessee	p	3	2	0.5	3.5	-	-	-	-	-	-	-	L	7-24
12/22	N.Y. Jets	p	2	1	1	-	-	-	-	-	-	-	-	L	17-30
12/29	Miami	p	0	0	0	-	-	-	-	-	-	1	-	Wot	27-24
2002 Totals			15/4	21	14	7	2.5	18.5	0	0	1	1	0	1	9-7
2003	Opponent	P/S	TT	UT	A	S	Yds	Int	Yds	PD	FF	FR	SpT	W/L	Score
09/07	at Buffalo	p	2	1	1	-	-	-	-	-	-	-	-	L	0-31
09/14	at Philadelphia	p	1	1	0	1.0	5.0	-	-	-	-	-	-	W	31-10
09/21	N.Y. Jets	p	1	1	0	-	-	-	-	-	-	-	-	W	23-16
09/28	at Washington	S	1	1	0	-	-	-	-	-	-	-	-	L	17-20
10/05	Tennessee	S	2	2	0	-	-	-	-	-	-	-	-	W	38-30
10/12	N.Y. Giants	p	2	1	1	0.5	1.5	-	-	-	-	-	-	W	17-6
10/19	at Miami	S	3	2	1	-	-	-	-	-	-	-	-	W	19-13
10/26	Cleveland	S	0	0	0	-	-	-	-	-	-	-	-	W	9-6
2003 Totals			16/7	19	14	5	2.0	8.0	0	0	1	0	0	0	14-2
2004	Opponent	P/S	TT	UT	A	S	Yds	Int	Yds	PD	FF	FR	SpT	W/L	Score
09/09	Indianapolis	p	0	0	0	-	-	-	-	-	-	-	-	-	W 17-14
09/19	at Arizona	p	0	0	0	-	-	-	-	-	-	-	-	-	W 23-12
10/03	at Buffalo	p	1	0	1	-	-	-	-	-	-	-	-	-	W 31-17
10/10	Miami	p	3	2	1	-	-	-	-	-	-	-	-	-	W 24-10
10/17	Seattle	p	3	3	0	1.0	0.0	-	-	-	-	-	-	-	W 30-20
10/24	N.Y. Jets	p	2	1	1	-	-	-	-	-	-	-	-	-	W 13-7
10/31	at Pittsburgh	p	0	0	0	-	-	-	-	-	-	-	-	L	20-34
11/07	at St. Louis	p	3	1	2	1.0	3.0	-	-	-	-	1	-	1	W 40-22
11/14	Buffalo	p	1	0	1	-	-	-	-	-	-	-	-	-	W 29-6
11/22	at Kansas City	p	1	1	0	-	-	-	-	-	-	-	-	-	W 27-19
11/28	Baltimore	p	1	0	1	-	-	-	-	-	-	-	1	-	W 24-3
12/05	at Cleveland	p	0	0	0	-	-	-	-	-	-	-	-	-	W 42-15
12/12	Cincinnati	p	1	0	1	-	-	-	-	-	-	-	-	-	W 35-28

(sixth in team history and the most since 1985), 21 rushing touchdowns (tied for fourth in team history and the most since 1981) and an average of 4.4 yards per carry (fifth in team history and the best since 1983) ... Spent the first four weeks of the season as a member of the Patriots practice squad ... Made his NFL debut, playing in reserve at running back at San Diego (10/12) ... Scored his first NFL touchdown on a 1-yard rush against Denver (10/20) ... Made his first NFL start against St. Louis (10/26) and registered his second rushing touchdown in as many games with a 2-yard run ... Tallied a team-high 15 rushes for 57 yards, including his third rushing touchdowns in as many games at Indianapolis (11/2) ... Ran for a season-high 105 yards on 26 carries against Buffalo (11/9), recording his first career 100-yard rushing game in just his fifth career game ... Recorded a rushing touchdown for the fourth consecutive game with a 1-yard score ... Scored his fifth rushing touchdown of the season on a 1-yard run at Miami (11/23) ... Recorded a career long 20-yard reception against Pittsburgh (11/30).

COLLEGE

Played for Mississippi from 2006-07 after transferring from Indiana, where he played two seasons from 2003-04 ... As

a senior in 2007, became only the second Rebel running back to reach the 1,000-yard single-season mark twice in his career, gaining 1,137 yards rushing ... Posted five 100-yard rushing games to go along with six touchdowns ... Earned a career-high 226 yards on 33 carries with one touchdown against Missouri ... As a junior at Mississippi in 2006, finished with 1,000 yards rushing on 234 carries and seven touchdowns ... Set a school record with his 234 rushing attempts ... An All-SEC first team selection by the Associated Press ... Redshirted at Mississippi in 2005 ... As a sophomore at Indiana in 2004, led the team with 794 yards rushing on 231 carries and five touchdowns ... As a freshman at Indiana in 2003, carried the ball 225 times for 938 yards and seven touchdowns.

PERSONAL

BenJarvus Green-Ellis was born the son of Latonia Green on July 2, 1985 ... Attended St. Augustine High School (New Orleans, La.) and played both running back and fullback ... Earned All-District recognition from The Times-Picayune and The Clarion Herald in his senior season ... All-City and All-Metro selection ... Also lettered twice in track and field ... Majored in business management at Mississippi.

★ ★ ★ BENJARVUS GREEN-ELLIS ★ ★ ★																							
Pos: RB		Ht: 5-11		Wt: 215		Year: 2nd		Acq: FA-08		College: Mississippi						Born: 7/2/85							
REGULAR SEASON			RUSHING					RECEIVING					KICK RETURNS					PUNT RETURNS					
Year	Team	G/S	No	Yds	Avg	Lg	TD	No	Yds	Avg	Lg	TD	No	Yds	Avg	Lg	TD	No	FC	Yds	Avg	Lg	TD
2008	Patriots	9/3	74	275	3.7	15	5	3	37	12.3	20	0	0	0	0.0	0	0	0	0	0	0.0	0	0
Totals-1 year		9/3	74	275	3.7	15	5	3	37	12.3	20	0	0	0	0.0	0	0	0	0	0	0.0	0	0

★ ★ ★ ★ ★		GREEN-ELLIS' CAREER GAME-BY-GAME																★ ★ ★ ★					
		P/S	Rushing					Receiving					Kick Returns					Punt Returns					
2008	Opponent		No	Yds	Avg	Lg	TD	No	Yds	Avg	Lg	TD	No	Yds	Avg	Lg	TD	No	FC	Yds	Avg	Lg	TD
10/12	at San Diego	p	0	0	0.0	0	0	1	9	9.0	9	0	0	0	0.0	0	0	0	0	0	0.0	0	0
10/20	Denver	p	13	65	5.0	15	1	0	0	0.0	0	0	0	0	0.0	0	0	0	0	0	0.0	0	0
10/26	St. Louis	S	9	16	1.8	4	1	0	0	0.0	0	0	0	0	0.0	0	0	0	0	0	0.0	0	0
11/02	at Indianapolis	S	15	57	3.8	10	1	1	8	8.0	8	0	0	0	0.0	0	0	0	0	0	0.0	0	0
11/09	Buffalo	p	26	105	4.0	13	1	0	0	0.0	0	0	0	0	0.0	0	0	0	0	0	0.0	0	0
11/13	New York Jets	S	2	9	4.5	7	0	0	0	0.0	0	0	0	0	0.0	0	0	0	0	0	0.0	0	0
11/23	at Miami	p	7	20	2.9	6	1	0	0	0.0	0	0	0	0	0.0	0	0	0	0	0	0.0	0	0
11/30	Pittsburgh	p	2	3	1.5	2	0	1	20	20.0	20	0	0	0	0.0	0	0	0	0	0	0.0	0	0
12/07	at Seattle	p	0	0	0.0	0	0	0	0	0.0	0	0	0	0	0.0	0	0	0	0	0	0.0	0	0
12/14	at Oakland		Inactive					Inactive					Inactive					Inactive					
12/21	Arizona		Inactive					Inactive					Inactive					Inactive					
12/28	at Buffalo		Inactive					Inactive					Inactive					Inactive					
2008 Totals		9/3	74	275	3.7	15	5	3	37	12.3	20	0	0	0	0.0	0	0	0	0	0	0.0	0	0



50 SEASONS

#7

Matt GUTIERREZ

QUARTERBACK

HT: 6-4 WT: 230 lbs

Born: 6/9/84

Exp. (NFL/Patriots): 3/3

GP/GS (Playoffs): 5/0 (0/0)

Acq: FA-07

College: Idaho State

Hometown: Concord, Calif.

CAREER TRANSACTIONS

Matt Gutierrez was signed by the Patriots as an undrafted free agent on May 8, 2007 ... Released by the Patriots (8/30/08) ... Signed to the Patriots practice squad (9/10/08) ... Signed to the Patriots' active roster (9/13/08).

SEASONAL REVIEWS

★ 2008 (0/0): Did not appear in a game and was listed as a game-day inactive 14 times and was active but did not play on one occasion ... Signed to the active roster from the practice squad on Sept. 13 ... Signed to the Patriots' practice squad on Sept. 10 after being released in the final

preseason roster cutdown on Aug. 30.

★ 2007 (5/0, 0/0): Played in five games while being listed as an inactive as the third quarterback 11 times in his first pro season ... Made his NFL debut, taking the last snap of the Patriots' victory over the New York Jets (9/9) ... Saw action at quarterback in the final series of the Patriots' win over San Diego (9/16) ... Completed his first NFL pass, a 15-yarder to Donte Stallworth in the Patriots' win over the Miami Dolphins (10/21) ... Played in reserve at quarterback in the fourth quarter of the Patriots' win over Washington (10/28) ... Saw action at quarterback in the fourth quarter versus Miami (12/23).


COLLEGE

Transferred to Idaho State for the 2006 season after three years at the University of Michigan (2003-05) ... Was Idaho State's Outstanding Newcomer after throwing for 2,237 yards and 16 touchdowns ... Lettered for three years at Michigan and redshirted in 2002 ... Was named the starter for the 2004 season opener against Miami (Ohio), but suffered a shoulder injury, and did not throw a pass that season ... Finished his career at Michigan 27-for-41, completing 65.9 percent of his passes, for 286 yards and a touchdown ... His career quarterback rating was 132.5 ... Was 3-for-3 for 52 yards vs. Notre Dame ... In 2005, he was 14-for-22 passing for 133 yards.

PERSONAL

Matt Gutierrez was born on June 9, 1984 ... Lettered in football at DeLaSalle High School ... Never lost a game at DeLaSalle ... Went 252-of-456 for 5,032 yards and 64 touchdowns, with just nine interceptions ... His high school quarterback rating was 190.4, and it was 206.7 as a senior ... Tossed five touchdowns in the CIF North Coast 4A championship ... In 2008, participated in the United Way

of Rhode Island's Hometown Huddle at the East Providence Boys & Girls Club, teaching club members how to incorporate nutrition and fitness into their daily routines ... Participated in the 2008 Salvation Army Holiday Party at Gillette Stadium with nearly 250 children from the Boston and Providence Salvation Army centers ... Majored in general studies.



EXTRA POINTS

- ★ Matt never lost a game in his career at DeLaSalle High School. Over his four high school seasons from 1999-2002, Matt's teams went 50-0 and claimed the high school national championship each season.
- ★ Played high school basketball for DeLaSalle against the Boston Celtics' Leon Powe (Oakland Tech).

★ ★ ★ ★ MATT GUTIERREZ ★ ★ ★ ★																	
Pos: QB		Ht: 6-4	Wt: 230 lbs		Year: 3rd	Acq: FA-07	College: Idaho State			Born: 6/9/84							
REGULAR SEASON			PASSING STATISTICS														
Year	Team	G/S	Att	Cmp	Yds	Yds/Att	Pct	TD	TD %	Int	Int %	Lg	Sacks	Rating			
2007	Patriots	5/0	1	1	15	15.0	100.0	0	0.0	0	0.0	15	0/0	118.8			
2008	Patriots	0/0	0	0	0	0.0	0.0	0	0.0	0	0.0	0	0/0	---			
Totals-2 years		5/0	1	1	15	15.0	100.0	0	0.0	0	0.0	15	0/0	118.8			
POSTSEASON			PASSING STATISTICS														
Year	Team	G/S	Att	Cmp	Yds	Yds/Att	Pct	TD	TD %	Int	Int %	Lg	Sacks	Rating			
2007	Patriots	0/0	0	0	0	0/0	0.0	0	0.0	0	0.0	0	0/0	---			
Totals-1 year		0/0	0	0	0	0/0	0.0	0	0.0	0	0.0	0	0/0	---			
REGULAR SEASON			RUSHING				FUMBLES		POSTSEASON			RUSHING				FUMBLES	
Year	Team	No	Yds	Avg	Lg	TD	No	Lost	Year	Team	No	Yds	Avg	Lg	TD	No	Lost
2007	Patriots	5	-13	-2.6	-1	0	0	0	2007	Patriots	0	0	0.0	0	0	0	0
2008	Patriots	0	0	0.0	0	0	0	0	2008	Patriots	-	-	-	-	-	-	-
Totals-2 years		5	-13	-2.6	-1	0	0	0	Totals-1 year		0	0	0.0	0	0	0	0





#59

Gary
GUYTON

HT: **6-3** WT: **245 lbs**
 Born: **11/14/85**
 Exp. (NFL/Patriots): **2/2**
 GP/GS (Playoffs): **14/2**
 Acq: **FA-08**
 College: **Georgia Tech**
 Hometown: **Hinesville, Ga.**

LINEBACKER

CAREER TRANSACTIONS

Gary Guyton was signed by the Patriots as an undrafted free agent on May 2, 2008.

SEASONAL REVIEWS

★ **2008 (14/2):** Played in 14 games with two starts and recorded 26 tackles (22 solo), three passes defended, two fumble recoveries and seven special teams tackles ... Was the only 2008 undrafted rookie to make the Patriots' opening-day roster ... Made his NFL debut in the Patriots' season-opening win over Kansas City (9/7) ... Led the team in special teams tackles with two against Miami (9/21) ... Recovered a Patrick Ramsey fumble off of a Mike Wright strip-sack against Denver (10/20) to record his first career fumble recovery ... Tallied a season high five tackles at

Indianapolis (11/2) ... Tallied two passes defended and his second fumble recovery of the season against the N.Y. Jets (11/13) ... Matched his season high in tackles, making five stops against Pittsburgh (11/30) ... Made his first career start in the Patriots' comeback win at Seattle (12/7) ... Followed with his second straight start at inside linebacker at Oakland (12/14).

COLLEGE

Played four seasons at Georgia Tech from 2004-07 ... As a senior in 2007, finished second on the team in total tackles with 78 while starting all 13 games ... Had a career-high five sacks ... Averaged more than one tackle-for-loss per game (1.04) ... As a junior in 2006, totaled 29 tackles while making 12 starts at outside linebacker ... Contributed a key

- ★ Hanson was named the AFC Special Teams Player of the Week in the final week of the 2008 regular season. In that game — a 13-0 Patriots victory over the Bills — Hanson averaged 45 yards per punt despite extremely windy conditions.
- ★ Hanson was selected to the Pro Bowl following the 2002 season, during which he led the AFC in gross punting (44.2 avg.) and net punting (37.6 avg.). His 18 downed punts that season were the most in the NFL.
- ★ Hanson spent six seasons with the Jacksonville Jaguars from 2001-2006. His gross average of 42.9 yards with the Jaguars ranks second in club history.
- ★ In 2005, Hanson set a Jaguars record with 33 punts inside the 20-yard line and was named the AFC Special Teams Player of the Month for September 2005. Hanson played for the Barcelona Dragons of the NFL Europe League in the spring of 2000.

SEASONAL REVIEWS

★ **2008 (16/0):** Finished the season with a 43.7-yard punting average, the second best single-season total of his 10-year career ... Named AFC Special Teams Player of the Week for Week 17 for his performance in the Patriots' shutout victory over Buffalo (12/28) ... Boomed a 70-yard punt in the season-opener against Kansas City (9/9), the longest punt by a Patriots punter in seven seasons ... Booted seven punts for 150 yards and two touchbacks at the N.Y. Jets (9/14) ... Made three punts for 121 yards with one punt inside the 20-yard line against Miami (9/21) ... Made three punts, all of which were placed inside the 20-yard line against Denver (10/20) ... Sent his lone punt of the game at Indianapolis (11/2) 64 yards, for his ninth kick of the season inside the 20-yard line, as Kelley Washington tackled Colts returner Marvin Harrison at the 9-yard line ... Successfully landed both of his punts inside the 20-yard line against Buffalo (11/9) ... Boasted a 47-yard net punting average against Arizona (12/21) on three punts as Cardinal returners did not manage any return yards while placing two punts inside the 20-yard line despite wintry conditions ... Named AFC Special Teams Player of the Week while sending three punts for 135 yards, an average of 45 yards per punt, while facing wind gusts of up to 60 mph in the Patriots' shutout victory at Buffalo (12/28) ... With the Patriots pinned back at their 18-yard line in a 3-0 game, boomed a 46-yard punt into a prevailing wind for no return, angling the kick out of bounds at the Bills' 36-yard line.

★ **2007 (16/0, 3/0):** Played in all 16 games and had 44 punts for 1,821 yards (41.4 avg.) with six touchbacks and 13 punts placed inside the 20-yard line ... Averaged a season-best 54 yards per punt while punting three times for 162 yards, including two punts inside the 20-yard line at Miami (10/21) ... Pinned the Dolphins as Willie Andrews downed the ball at their 1-yard line and had his third punt downed at the 3-yard line ... Landed two punts inside the 20-yard line against Washington (10/28) ... Boomed three punts for 133 yards, including two punts placed within the 20-yard line in the Patriots' comeback win at Indianapolis (11/4) ... Had five punts for 187 yards and one punt inside the 20-yard line at Baltimore (12/3) ... Placed two punts inside the 20-yard line in the Patriots' victory over the New York Jets (12/16) ... Had his most prolific punting performance, sending five punts for 251 yards, including a season-long 64-yard boot, two punts inside the 20-yard line against Miami (12/23) ... His 64-yard punt against the Dolphins was the Patriots' longest in more than three years ... Punted four times for 160 yards with one punt inside the 20-yard line in the Patriots' win over the San Diego Chargers in the AFC Championship Game (1/20) ... Booted four punts for 175 yards in Super Bowl XLII (2/3).

★ **2006 (16/0 – Jacksonville):** Played in 16 games and had 72 punts for 2,920 yards (40.6 avg.) with seven touchbacks and 20 punts inside the 20-yard line ... Finished the season

★ ★ ★ HONORS & AWARDS ★ ★ ★				
2008				
AFC Special Teams Player of the Week (Wk. 17 at Buffalo)				
Peter King's Monday Morning Quarterback Co-Special Teams Player of the Week (Wk. 17 at Buffalo)				
2005				
AFC Special Teams Player of the Month (Sept.)				
2002				
AFC Pro Bowl				
AFC Special Teams Player of the Week (Wk. 11)				

with a net average of 33.4 yards per punt ... Had five punts for a 42.4 net average at Washington on Oct. 1 ... Placed three punts inside the 20-yard line against Tennessee on Nov. 5.

★ **2005 (16/0, 1/0 – Jacksonville):** Played in all 16 games and punted 82 times for 3,517 yards (42.9 avg.) and set a team record with 33 punts inside the 20-yard line ... Named AFC Special Teams Player of the Month in September after dropping seven punts inside the 20 that month ... Had a career-long 74-yard punt on Nov. 20 at Tennessee ... Participated in his first career playoff game in the wild card round at New England.

★ **2004 (16/0 – Jacksonville):** Played in every game and totaled 84 punts for 3,592 yards (42.8 avg.) and placed 28 punts inside the 20-yard line ... Finished the season with a net average of 35.5 yards per punt ... Punted six times at Buffalo on Sept. 12 for a 47-yard gross average with a long of 69 yards.

★ **2003 (5/0 – Jacksonville):** Played in the first five games of the season, punting 23 times for 1,001 yards (43.5 avg.) and hit four punts inside the 20-yard line ... Placed on injured reserve (10/10).

★ **2002 (16/0 – Jacksonville):** Selected to the Pro Bowl following a season in which he led the AFC in gross punting (44.2 avg.) and net punting (37.6 avg.) ... His 18 downed punts were the highest of any NFL punter ... Set career-highs for gross punting and net punting ... Had two special teams tackles ... Had a season-long punt of 64 yards against Indianapolis on Sept. 8 and equaled that punt on Nov. 10 against Washington ... Punted five times for a 53.2-yard gross average against the New York Jets on Sept. 29 ... Punted eight times against Houston on Oct. 27 for a 44.1-yard gross average.

★ **2001 (16/0 – Jacksonville):** Played in every game for the Jaguars after being signed as a free agent on Aug. 18 ... Punted 82 times for 3,577 yards (43.6 avg.) and placed 24 punts inside the 20-yard line ... His gross average ranked fifth in the AFC and sixth in the NFL.

★ **2000 (0/0 – Miami):** Signed by the Dolphins (1/13) and allocated to NFL Europe, where he punted for the Barcelona Dragons ... Punted 50 times for a 42.8-yard average with Barcelona ... Suffered a season-ending injury in the NFL Europe season finale and was placed on injured reserve by the Dolphins on Aug. 22.

★ **1999 (1/0 – Green Bay; 0/0 – Miami):** Spent the 1999 preseason with Cleveland before being waived following training camp ... Signed with Green Bay (9/1) and punted in the Packers' season opener ... Released by Green Bay (9/14) and later spent a month on the Packers practice squad ... Signed to the Dolphins practice squad (12/29) but was released the following day.

COLLEGE

Was a four-year letterman at Marshall who had a career average of 39.9 yards on 228 punts, including a long of 70 yards ... Had his top season as a sophomore, with a 44.5-yard average on 52 punts.

PERSONAL

Christopher David Hanson was born on October 25, 1976 ... Attended East Coweta (Ga.) High School ... Was extremely active in the community during his years with the Jaguars, including asthma-related volunteer work, speaking at

elementary schools and supporting local causes and fundraisers in addition to the Boy Scouts and the military ... Majored in business management at Marshall ... Chris and his wife Kasey have two sons, Christian and Kaden, and a daughter, Kylie.

Hanson

★ ★ ★ ★ ★ CHRIS HANSON ★ ★ ★ ★ ★																	
Pos: P		Ht: 6-2	Wt: 202 lbs	Year: 11th	Acq: FA-07	College: Marshall	Born: 10/25/76										
REGULAR SEASON			PUNTING								RUSHING						
Year	Team	P/S	No.	Yds.	Avg.	Net	TB	In 20	Lg	Blk	No.	Yds.	Avg.	Lg	TD		
1999	Packers	1/0	4	157	39.3	38.5	0	0	44	0	0	0	0.0	0	0		
2000	Dolphins	0/0	Injured Reserve								Injured Reserve						
2001	Jaguars	16/0	82	3577	43.6	37.1	12	24	59	0	2	0	0.0	0	0		
2002	Jaguars	16/0	82	3583	44.2	37.6	10	27	64	0	0	0	0.0	0	0		
2003	Jaguars	5/0	23	1001	43.5	31.1	1	4	58	1	0	0	0.0	0	0		
2004	Jaguars	16/0	84	3592	42.8	35.5	9	28	69	0	0	0	0.0	0	0		
2005	Jaguars	16/0	82	3517	42.9	36.9	11	33	74	1	0	0	0.0	0	0		
2006	Jaguars	16/0	72	2920	40.6	33.4	7	20	58	1	0	0	0.0	0	0		
2007	Patriots	16/0	44	1821	41.4	36.1	6	13	64	1	0	0	0.0	0	0		
2008	Patriots	16/0	49	2143	43.7	36.4	9	19	70	0	0	0	0.0	0	0		
Totals - 10 Years		118/0	522	22311	42.7	36.0	65	168	74	4	2	0	0.0	0	0		
Additional Statistics: Special Teams Tackles (6); 2001 (1), 2002 (2), 2003 (2), 2004 (1). One kickoff 70 yards.																	
POSTSEASON			PUNTING								RUSHING						
Year	Team	P/S	No.	Yds.	Avg.	Net	TB	In 20	Lg	Blk	No.	Yds.	Avg.	Lg	TD		
2005	Jaguars	1/0	5	209	41.8	35.6	0	1	46	0	0	0	0.0	0	0		
2007	Patriots	3/0	9	365	40.6	33.8	1	1	49	0	0	0	0.0	0	0		
Totals - 2 Years		4/0	14	574	41.0	34.4	1	2	49	0	0	0	0.0	0	0		

★ ★ ★ ★ ★ HANSON'S CAREER GAME-BY-GAME ★ ★ ★ ★ ★																	
1999	Opponent	No	Yds	Avg	TB	In20	B	10/24	at Indianapolis	1	36	36	0	1	0		
09/12	Oakland	4	157	39.3	0	0	0	10/31	at Houston	4	188	47	0	2	0		
1999 Totals		4	157	39.3	0	0	0	11/14	Detroit	8	315	39.4	0	1	0		
2001	Opponent	No	Yds	Avg	TB	In20	B	11/21	Tennessee	6	245	40.8	1	2	0		
09/09	Pittsburgh	6	274	45.7	2	1	0	11/28	at Minnesota	2	108	54	0	1	0		
09/23	Tennessee	5	240	48	0	0	0	12/05	Pittsburgh	3	150	50	0	1	0		
09/30	Cleveland	6	287	47.8	1	1	0	12/12	Chicago	8	341	42.6	1	3	0		
10/07	at Seattle	4	178	44.5	0	2	0	12/19	at Green Bay	7	256	36.6	0	2	0		
10/18	Buffalo	5	225	45	1	1	0	12/26	Houston	7	317	45.3	0	3	0		
10/28	at Baltimore	3	130	43.3	0	2	0	01/02	at Oakland	7	305	43.6	2	3	0		
11/04	at Tennessee	5	221	44.2	0	2	0	2004 Totals		84	3592	42.8	9	28	0		
11/11	Cincinnati	8	359	44.9	1	4	0	2005	Opponent	No	Yds	Avg	TB	In20	B		
11/18	at Pittsburgh	7	326	46.6	0	3	0	09/11	Seattle	4	176	44	0	4	0		
11/25	Baltimore	7	283	40.4	1	2	0	09/18	at Indianapolis	7	319	45.6	1	3	0		
12/03	Green Bay	6	245	40.8	1	3	0	09/25	at N.Y. Jets	6	300	50	1	4	0		
12/09	at Cincinnati	7	277	39.6	2	1	0	10/02	Denver	6	251	41.8	0	3	0		
12/16	at Cleveland	3	133	44.3	2	0	0	10/09	Cincinnati	5	199	39.8	1	1	0		
12/23	at Minnesota	1	53	53	0	0	0	10/16	at Pittsburgh	9	422	46.9	2	2	0		
12/30	Kansas City	4	171	42.8	0	1	0	10/30	at St. Louis	2	77	38.5	0	1	1		
01/06	at Chicago	5	175	35	1	1	0	11/06	Houston	6	227	37.8	0	3	0		
2001 Totals		82	3577	43.6	12	24	0	11/13	Baltimore	5	203	40.6	1	1	0		
2002	Opponent	No	Yds	Avg	TB	In20	B	11/20	at Tennessee	6	301	50.2	0	1	0		
09/08	Indianapolis	3	156	52	0	2	0	11/27	at Arizona	4	156	39	2	1	0		
09/15	at Kansas City	4	162	40.5	0	2	0	12/04	Cleveland	4	165	41.3	0	2	0		
09/29	N.Y. Jets	5	266	53.2	1	2	0	12/11	Indianapolis	5	193	38.6	0	2	0		
10/06	Philadelphia	5	223	44.6	1	1	0	12/18	San Francisco	8	314	39.3	3	2	0		
10/13	at Tennessee	4	198	49.5	2	0	0	12/24	at Houston	2	98	49	0	2	0		
10/20	at Baltimore	4	153	38.3	2	0	0	01/01	Tennessee	3	116	38.7	0	1	0		
10/27	Houston	8	353	44.1	2	1	0	2005 Totals		82	3517	42.9	11	33	1		
11/03	at N.Y. Giants	3	108	36	0	2	0	01/07	at New England	5	209	41.8	0	1	0		
11/10	at Washington	5	241	48.2	0	4	0	2005 Postseason		5	209	41.8	0	1	0		
11/17	at Houston	6	258	43	0	3	0	2006	Opponent	No	Yds	Avg	TB	In20	B		
11/24	at Dallas	6	267	44.5	0	4	0	09/10	Dallas	6	264	44.0	1	1	0		
12/01	Pittsburgh	6	250	41.7	2	0	0	09/18	Pittsburgh	6	251	41.8	2	3	0		
12/08	Cleveland	7	326	46.6	0	4	0	09/24	at Indianapolis	4	186	46.5	0	2	0		
12/15	at Cincinnati	5	210	42	0	0	0	10/01	at Washington	5	246	49.2	1	1	0		
12/22	Tennessee	7	290	41.4	0	1	0	10/08	N.Y. Jets	4	154	38.5	0	1	0		
12/29	at Indianapolis	3	122	40.7	0	1	0	10/22	at Houston	7	295	42.1	1	2	0		
2002 Totals		82	3583	44.2	10	27	0	10/29	at Philadelphia	5	199	39.8	2	1	0		
2003	Opponent	No	Yds	Avg	TB	In20	B	11/05	Tennessee	5	205	41.0	0	3	0		
9/07	at Carolina	7	327	46.7	0	0	1	11/12	at Houston	4	146	36.5	0	1	0		
9/14	Buffalo	4	177	44.3	0	1	0	11/20	N.Y. Giants	4	147	36.8	0	1	0		
9/21	at Indianapolis	4	155	38.8	0	1	0	11/26	at Buffalo	6	232	38.7	0	1	0		
9/28	at Houston	4	174	43.5	0	1	0	12/03	at Miami	3	115	38.3	0	0	0		
10/05	San Diego	4	168	42	1	1	0	12/10	Indianapolis	1	20	20.0	0	0	0		
2003 Totals		23	1001	43.5	1	4	1	12/17	at Tennessee	2	75	37.5	0	0	0		
2004	Opponent	No	Yds	Avg	TB	In20	B	12/24	New England	5	194	38.8	0	2	0		
09/12	at Buffalo	6	282	47	2	1	0	12/31	at Kansas City	5	191	38.2	0	1	1		
09/19	Denver	9	397	44.1	2	4	0	2006 Totals		72	2920	40.6	7	20	1		
09/26	at Tennessee	7	273	39	1	1	0	2007	Opponent	No	Yds	Avg	TB	In20	B		
10/03	Indianapolis	1	33	33	0	1	0	09/09	at N.Y. Jets	1	53	53.0	1	0	0		
10/10	at San Diego	3	116	38.7	0	0	0	09/16	San Diego	1	34	34.0	0	0	0		
10/17	Kansas City	5	230	46	0	2	0	09/23	at Buffalo	2	59	29.5	0	0	0		
								10/01	at Cincinnati	1	38	38.0	0	0	0		

★ ★ ★ ★ ★ HANSON'S CAREER GAME-BY-GAME (CONT.) ★ ★ ★ ★ ★																
10/07	Cleveland	6	215	35.8	1	1	0		2008	Opponent	No	Yds	Avg	TB	In20	B
10/14	Dallas	2	83	41.5	0	1	0		09/07	Kansas City	4	202	50.5	2	1	0
10/21	Miami	3	162	54.0	1	2	0		09/14	N.Y. Jets	3	150	50.0	2	0	0
10/28	Washington	2	86	43.0	0	2	0		09/21	Miami	3	121	40.3	0	1	0
11/04	Indianapolis	3	133	44.3	0	2	0		10/05	San Francisco	4	142	35.5	1	1	0
11/11	Buffalo	1	36	36.0	1	0	0		10/12	San Diego	5	212	42.4	0	2	0
11/25	Philadelphia	2	82	41.0	0	0	0		10/20	Denver	3	117	39.0	0	3	0
12/03	Baltimore	5	187	37.4	0	1	0		10/26	St. Louis	3	149	49.7	3	0	0
12/09	Pittsburgh	3	107	35.7	0	0	0		11/02	Indianapolis	1	64	64.0	0	1	0
12/16	N.Y. Jets	5	214	42.8	1	2	1		11/09	Buffalo	2	83	41.5	0	2	0
12/23	Miami	5	251	50.2	1	2	0		11/13	N.Y. Jets	4	176	44.0	0	2	0
12/29	N.Y. Giants	2	81	40.5	0	0	0		11/23	Miami	1	49	49.0	0	0	0
2007 Totals		44	1821	41.4	6	13	1		11/30	Pittsburgh	4	173	43.3	1	2	0
01/12	Jacksonville	1	30	30.0	0	0	0		12/07	Seattle	3	121	40.3	0	1	0
01/20	San Diego	4	160	40.0	0	1	0		12/14	Oakland	3	108	36.0	0	1	0
02/03	N.Y. Giants	4	175	43.8	1	0	0		12/21	Arizona	3	141	47.0	0	2	0
2007 Postseason		9	365	40.6	1	1	0		12/28	Buffalo	3	135	45.0	1	0	0
									2008 Totals		49	2143	43.7	10	19	0





#71

Russ HOCHSTEIN

HT: 6-4 WT: 305 lbs

Born: 10/7/77

Exp. (NFL/Patriots): 9/8

GP/GS (Playoffs): 92/20 (14/5)

Aq: FA (TB)-02

College: Nebraska

Hometown: Hartington, Neb.

SUPER BOWLS

03 04

PRONOUNCED: HOKE-stine

CAREER TRANSACTIONS

Russ Hochstein joined the Patriots as a practice squad player on Oct. 21, 2002... Originally drafted by the Tampa Bay Buccaneers in the fifth round of the 2001 NFL draft ... Waived by Tampa Bay (9/17/02) ... Re-signed by Tampa Bay (9/24/02) ... Released by the Buccaneers and signed to their practice squad (10/1/02) ... Released from Tampa Bay's practice squad (10/16/02) ... Signed to the Patriots active roster (11/17/02) ... Released by the Patriots (8/31/03) ... Signed to the Patriots practice squad (9/1/03) ... Signed to the Patriots active roster (9/14/03) ... Re-signed by the Patriots (3/1/04).

CAREER HIGHLIGHTS


- ★ Hochstein enters 2009 having spent the last seven seasons with the Patriots (2002-08). He has appeared in 91 games for New England and is one of just eight current Patriots to have played in 90 or more games for the team entering 2009.
- ★ In his seven seasons in New England, Hochstein has been a part of five division championships, three conference titles and two Super Bowl crowns.
- ★ Hochstein has been a versatile contributor for the Patriots, and in his regular-season and playoff career has started 12 games at guard, 10 games at center, two games at fullback and one game at tight end.
- ★ In 2008, Hochstein started the final two games of the season at fullback and saw significant time at fullback and tight end in those contests as the Patriots totaled 351 rushing yards.
- ★ In 2007, Hochstein started a career-high eight regular-season games as part of a Patriots offensive line that allowed just 21 sacks, the fewest for the franchise in 30 years.
- ★ Hochstein contributed to a Patriots offense that set all-time NFL records with 589 points and 75 touchdowns in 2007.
- ★ In 2005, Hochstein took over for an injured Dan Koppen as the Patriots' starting center for the final seven regular-

season games and both playoff contests. He helped the Patriots finish the season as the NFL's seventh-ranked offense, and powered New England to more than 130 rushing yards in five of his nine starts, including playoffs.

- ★ Hochstein showed his versatility in the 2004 playoffs, starting the AFC Championship Game as a third tight end, and then lining up at fullback in Super Bowl XXXIX to pave the way for Corey Dillon's 2-yard touchdown run.
- ★ After starting the 2003 season on the Patriots practice squad, Hochstein got the starting nod at left guard in the 2003 AFC Championship Game and also in Super Bowl XXXVIII in place of an injured Damien Woody. He was part of an offensive line that did not allow a sack in either game.

SEASONAL REVIEWS

- ★ **2008 (15/2):** Played in the final 15 games and started the final two games of the season at fullback ... In the final two games of the season, saw significant time at fullback and tight end and helped serve as a lead blocker as the Patriots totaled 351 rushing yards in the two games ... Saw significant time in reserve, playing at right guard against



EXTRA POINTS

- ★ Russ is one of the Patriots' most versatile players. He has started 25 games in his regular-season and playoff career with the Patriots at five different positions - 10 games at center, seven games at right guard, five games at left guard, two games at fullback and one game at tight end.
- ★ Most of Russ's charity work has focused on children. He has participated in events to benefit Mass General Hospital's Children's Wing, Children's Hospital Boston and children from the Boston and Providence Salvation Army centers.

Buffalo (11/9) ... Played in reserve at center and on special teams return and blocking units against the N.Y. Jets (11/13) ... Saw action in reserve at right guard at Miami (11/23) ... Saw action as an eligible receiver on three tight end packages and helped create the hole for Ellis Hobbs' 95-yard touchdown kickoff return at Oakland (12/14) ... Started at fullback while seeing significant time reporting as an eligible tight end against Arizona (12/21) ... Made his second start in as many weeks at fullback, seeing significant time in the backfield as well as tight end at Buffalo (12/28).

★ **2007 (16/8, 3/0):** Set a season career high for games started with eight in 2007 while playing in every game ... Started at right guard in games three, four, 10, 13 through 16, and started at center in game five ... Was part of a Patriots offensive line that allowed just 21 sacks, the fewest for the franchise in 30 years and the fewest in team history for a 16-game season ... Helped the Patriots set all-time records for points scored (589) as Tom Brady set an NFL record with 50 touchdown passes ... Made his first start of the season at right guard against Buffalo (9/23) and helped to secure the pocket in which Tom Brady threw for 311 yards while creating holes for Laurence Maroney's second career 100-yard rushing game ... Stepped in for Dan Koppen and made his first start of the season at center and anchored an offensive line that didn't allow a sack of quarterback Tom Brady against Cleveland (10/7) ... Led the charge for Sammy Morris' second consecutive 100-yard rushing game ... Started at right guard and contributed to an offensive line that helped Laurence Maroney gain a career high 156 rushing yards in the Patriots' win over Miami (12/23) ... Started at right guard and was part of an offensive line that helped to limit the league's top rated pass rush to just one sack in 43 dropbacks in the Patriots' win over the New York Giants (12/29).

★ **2006 (13/0, 3/0):** Saw action as a reserve on the offensive front in 13 games in 2006 ... Saw action in a reserve role as an extra tight end in rushing situations against the Jets (11/12) ... Took over at right guard in the second half when Billy Yates left the game with an injury ... Recovered a Tom Brady fumble on the final play of the game ... Saw action as a reserve at left guard when Logan Mankins left the game with an injury in the third quarter at Green Bay (11/19) ... Saw action as an additional tackle on short yardage situations and on special teams protection units at Tennessee (12/31).

★ **2005 (16/7, 2/2):** Played in every game and started the final seven contests at center ... Helped the Patriots exceed 130 rushing yards in four of his seven regular-season starts ... Saw significant action at center after Dan Koppen left the game with an injury in the third quarter against Miami (11/13) ... Member of an offensive front that did not allow a sack in the second half ... Member of an offensive front that opened holes for Patriots' rushers to gain 159 yards on the ground against Buffalo (12/11) ... Part of a unit that did not allow a sack after the opening drive of the game ... Started at center and was a member of an offensive line that allowed just one sack for one yard against Miami (1/1).

★ **2004 (16/2, 3/1):** Participated in all 16 games, primarily on special teams protection units ... Late in the season and in the playoffs occasionally lined up as a tight end or fullback in goal-line situations ... Started the first two games of the season at left guard ... Started the AFC Championship Game (1/23/05) as a third tight end ... Started at left guard and played in a reserve role at center against the Arizona Cardinals (9/19) ... Was a part of an offensive line that opened holes for Corey Dillon to rush for 158 yards on 32 carries (4.9-yard avg) ... Saw action on special teams protection units as well as at fullback in short yardage situations during the Patriots' 24-21 victory over the Eagles in Super Bowl XXXIX ... Lined up at fullback and paved the way for Corey Dillon's 2-yard touchdown plunge in the fourth quarter.

★ **2003 (14/1, 3/2):** Signed from the practice squad on Sept. 14, 2003 ... Made his 2003 debut in Week Two and made his first NFL start the following week at Washington (9/28) ... Played in a reserve role in 13 regular-season games ... Replaced an injured Damien Woody at left guard in the divisional playoffs against Tennessee, then started at left guard in the AFC Championship Game and Super Bowl XXXVIII ... Was a part of a Patriots offensive line that did not allow a sack in the postseason ... Made his first career start at left guard against the Redskins (9/28) ... Part of an offensive line that allowed just one sack on 39 pass plays and helped pave the way for the Patriots second consecutive 100-yard rushing performance ... Replaced an injured Damien Woody at left guard in the Patriots' 17-14 divisional playoff victory over the Titans (1/10) ... Was a member of an offensive line that did not allow a sack in 41 pass attempts ... Started at left guard in the Patriots' 24-14 AFC Championship victory over the Colts (1/18) ... Member of an offensive line that did not allow a sack in 37 pass attempts ... Started at left guard and was a member of an offensive line that did not allow a sack in the Patriots' 32-29 Super Bowl XXXVIII victory over the Panthers.

★ **2002 (1/0 New England; 1/0 - Tampa Bay):** Participated on special teams in the Buccaneers season opener vs. New Orleans (9/8), but was listed among the inactive the following week at Baltimore (9/15) ... He was later released by the Buccaneers (9/17) ... Signed to the Patriots practice squad (10/21) ... Signed to the Patriots active roster (11/17).

★ **2001 (0/0, 0/0 - Tampa Bay):** Declared inactive for all 16 contests, as well as playoff contest.

COLLEGE

Hochstein emerged as a solid drive blocker in his final two seasons at right guard at Nebraska ... Three-year starter at right guard who registered 342 career knockdowns in 26 starts for the Cornhuskers ... Earned All-Big 12 honors for three consecutive seasons ... Played in 11 games, including the postseason, as a senior in 2000 ... Earned first-team All-America honors from The Sporting News ... Named a consensus All-Big 12 Conference first-team selection ... Recipient of the Cletus Fischer Native Son award, given annually to the top college football player in the state of Nebraska.

PERSONAL

Russ Hochstein was born on Oct. 7, 1977 in Hartington, Neb. ... Played on the defensive line and middle linebacker at Cedar Catholic (Hartington, Neb.) High School ... Garnered first-team All-America honors by Blue Chip Illustrated ... Also lettered in track and basketball ... Volunteered with the Advisory Board Outreach Program and American Education Week ... Hochstein was the subject a Nebraska Educational Television Documentary, which chronicled his career since his senior year in high school ... Named the newcomer of the year by the Buccaneers' Community Relations Department in 2001 for his work in the Tampa Bay area ... Part of group that made visit to MacDill Air Force Base on Sept. 25, 2001 with contingent of Buccaneer players who visited the base to tour the facilities and offer encouragement to hundreds of servicemen and women ... During the 2002 holiday season, gave back to the community through participating in the Salvation Army Holiday Party at Gillette Stadium and also working at the Children's Hospital's annual holiday telethon ... Participated in the 2007 Salvation Army Holiday Party at Gillette Stadium with nearly 250 children from the Boston and Providence Salvation Army centers ... Graduated with a degree in business management.






Nathan HODEL
 HT: 6-2 WT: 240 lbs
 Born: 11/12/77
 Exp. (NFL/Patriots): 8/1
 GP/GS (Playoffs): 112/0 (4/0)
 Acq: FA (ARZ-09)
 College: Illinois
 Hometown: Fairview Heights, Ill.

★ ★ ★ ★ ★ LONG SNAPPER

PRONOUNCED: HOE-dul

CAREER TRANSACTIONS

Nathan Hodel was signed by the Patriots as a free agent on March 10, 2009 ... Originally signed by the Carolina Panthers as a rookie free agent on April 27, 2001 ... Waived by the Panthers (9/2/01) ... Signed to the Panthers practice squad (9/4/01) ... Released from the Panthers practice squad (10/24/01) ... Signed to the Arizona Cardinals practice squad (10/26/01) ... Signed to the Cardinals' active roster (12/26/01) ... Re-signed by the Cardinals (3/26/04) ... Re-signed by the Cardinals (3/12/08) ... Released by the Cardinals (2/26/09).

CAREER HIGHLIGHTS

- ★ Hodel joins the Patriots in 2009 as a veteran of seven NFL seasons, all with the Arizona Cardinals (2002-08).
- ★ Hodel handled the Cardinals' long snapping duties in every game from 2002-08, playing in 112 consecutive contests.
- ★ In 2005, Hodel served as the long snapper on each one of Neil Rackers' NFL-record 40 successful field goals. That season, Rackers made 95.2 percent of his kicks (40-for-42) and was selected to the Pro Bowl.
- ★ Hodel served as the long snapper when Neil Rackers tied an NFL record with three field goals of 50 yards or longer on Oct. 24, 2004.

SEASONAL REVIEWS

- ★ **2008 (16/0, 4/0 – Arizona):** Handled the long snapping duties in all 16 regular season games and all four playoff games for the NFC Champion Arizona Cardinals ... Was perfect on all of his long snapping chances ... Handled long snapping duties for Arizona in Super Bowl XLIII.
- ★ **2007 (16/0 – Arizona):** Continued his streak of not missing a long snap for all 16 games of the 2007 season ... Registered one special teams tackle at Tampa Bay (11/4) ... Played in his 90th career game at Cincinnati (11/18) ... Snapped on Neil Rackers' game winning 31-yard field goal vs. Atlanta (12/23).
- ★ **2006 (16/0 – Arizona):** Handled all long-snapping duties for the fifth straight season in Arizona ... Was perfect on all of his snaps ... Collected five special teams tackles on the year ... Had one special teams tackle in three games – at Seattle (9/17), vs. Kansas City (10/8) and vs. Chicago (10/16) ... Collected two special teams tackles at Oakland (10/22).
- ★ **2005 (16/0 – Arizona):** Again appeared in all 16 games ... Was perfect on all of his snaps ... Recorded one special teams tackle vs. St. Louis (9/18) ... Snapped for four field goals, including two of 50 or more yards at Seattle (9/25) ... Snapped on all six of Neil Rackers' field goals in Mexico City vs. San Francisco (10/2) as Rackers broke the team record for consecutive field goals making his 16th straight boot ... Snapped on all 40 of Rackers' NFL record-setting field goals in 2005.

★ **2004 (16/0 – Arizona):** Handled the long snapping duties for all 16 Cardinals games in 2004 ... Was perfect on all of his snaps ... Successfully long snapped for two successful field goals from beyond 50-yards (51, 52) vs. New England (9/19) ... Snapped for three 50-plus yard field goals vs. Seattle (10/24), as Rackers connected on three attempts from 50 yards or further (55, 55, 50) ... Recorded six special teams tackles.

★ **2003 (16/0 – Arizona):** Suffered a shoulder injury in the final preseason game but still managed to deliver in every snap in every game ... Added four solo tackles and three assists on coverage units, including two solo tackles on the punting unit in season-ending 18–17 win vs. Minnesota (12/28).

★ **2002 (16/0 – Arizona):** Handled all long snapping duties in his first season as the Cardinals' long snapper ... Was perfect on all of his snaps ... Made his NFL debut at Washington (9/8) ... Recorded solo tackles on punt-coverage units at Washington (9/8), vs. N.Y. Giants (9/29), at Carolina (10/6) and vs. Oakland (11/24).

★ **2001 (0/0 – Arizona):** Attended 2001 training camp with Carolina Panthers and spent six games on the Panthers' practice squad before being released (10/24) ... Signed to the Cardinals' practice squad two days later (10/26) ... Spent nine games on the Cardinals' practice squad ... Signed to the Cardinals' 53-man roster (12/21) and was declared inactive for Arizona's final two games.

COLLEGE

Former walk-on at Illinois handled long-snapping duties for four seasons (1997-2000) ... Played in all 11 games for the Illini in 2000 and snapped for a perfect 38-of-38 on extra point attempts and snapped for 11 field goal attempts while recording nine special teams tackles ... In 1999, served as long snapper for both field goal and extra point units, as well as punts ... Handled long snapping duties for punt and field goal teams in 1998 ... Handled 71 punt and 26 field goal/punt-after-touchdown snaps during the season ... Made five tackles, including four solos, on punt coverage team ... Walk-on earned a varsity letter in 1997 after winning field goal long-snapping duties during the fourth week of the regular season.



★ Nathan earned a Master's of Business Administration in sports marketing from the University of Illinois in 2003.
 ★ Nathan is an avid photographer, and hopes to one day pursue a post-football career in photography. He also holds a strong interest in graphic design.

PERSONAL

Nathan William Hodel was born the son of Ron and Teresa Hodel on Nov. 12, 1977 ... Lettered in football and baseball at Belleville (Ill.) East High School ... Team captain and earned all-conference honors as offensive lineman in football and pitcher in baseball ... All-Illinois prep baseball pitcher also hurled for the Illinois baseball squad ... Attended the University of Illinois after becoming a die-hard Illini fan at the age of five years old ... Enjoys graphic design as a hobby ... Nathan and former Cardinals teammate Neil Rackers held a charity golf tournament in Arizona in the

★ ★ HODEL'S CAREER STATISTICS ★ ★

Special Teams Tackles

Regular Season: Total (25); 2002 (4), 2003 (7), 2004 (6), 2005 (1), 2006 (5), 2007 (1), 2008 (1).

spring of 2008 to raise money for a local family in need ... Nathan and his wife Kim have a daughter, Riley, and a son, Miller ... Earned his Bachelor's degree in communications from Illinois ... Completed his master's degree in business administration in May 2003.





#60

AL JOHNSON

HT: **6-5** WT: **305 lbs**
 Born: **1/27/79**
 Exp. (NFL/Patriots): **7/1**
 GP/GS (Playoffs): **66/45 (2/0)**
 Acq: **FA (MIA)-09**
 College: **Wisconsin**
 Hometown: **Brussels, Wisc.**

OFFENSIVE LINE

Johnson

CAREER TRANSACTIONS

Al Johnson was signed by the Patriots as an unrestricted free agent on March 16, 2009 ... Originally selected by the Dallas Cowboys in the second round (38th overall) of the 2003 NFL Draft ... Placed on injured reserve with a knee injury (8/26/03) ... Signed by the Arizona Cardinals as an unrestricted free agent (3/5/07) ... Placed on injured reserve by the Cardinals with a knee injury (9/6/08) ... Released by the Cardinals from injured reserve (10/21/08) ... Signed by the Miami Dolphins as a free agent (11/29/08).

CAREER HIGHLIGHTS

- ★ Johnson joins the Patriots in 2009 as a veteran of six NFL seasons with the Dallas Cowboys (2003-06), Arizona Cardinals (2007) and Miami Dolphins (2008).
- ★ Johnson has played in 66 career games with 45 starts at center. From 2004-05, he started 31 straight games at center for the Cowboys.
- ★ In 2004, he played in every game with 15 starts at center for Dallas.
- ★ In 2005, he started every game at center for the Cowboys.
- ★ In his lone season in Arizona in 2007, Johnson started 14 games at center as part of an offensive line that allowed the franchise's fewest number of sacks (24) in 20 years and helped pave the way for Edgerrin James to rush for 1,222 yards.


SEASONAL REVIEWS

- ★ **2008 (0/0 – Arizona; 4/0 – Miami):** Placed on injured reserve by the Cardinals with a knee injury prior to the start of the regular season (9/6) ... Released from injured reserve by the Cardinals (10/21) ... Signed by the Dolphins as a free agent (11/29) ... Played in four games for Miami in 2008, seeing reserve action at both guard and center.
- ★ **2007 (14/14 – Arizona):** Started 14 games for the Cardinals at center as part of an offensive line that allowed the franchise's fewest number of sacks (24) in 20 years and helped pave the way for Edgerrin James to rush for 1,222 yards ... Returned to the starting lineup vs. Pittsburgh (9/30) for the first time since suffering a knee injury in week one ... Started at Cincinnati (11/18) and helped team to second highest point total (35) of the season ... Made his 40th career start vs. San Francisco (11/25) and helped

offense rack up 552 total yards, the most by a Cardinals offense since 1949 (Chicago Cardinals, 572 yards, 11/13) ... Started vs. Cleveland (12/2) and helped not allow a sack and helped Edgerrin James to his second 100+ yard rushing performance of the year ... Helped Edgerrin James eclipse 1,000-yards on the season at NO (12/16) becoming only the second Cardinal running back to record back-to-back 1,000-yard rushing seasons (Otis Anderson 1983 and 1984) ... Helped not allow a sack in the final two games of 2007 (vs. Atlanta 12/23, vs. St. Louis 12/30).

★ **2006 (16/0 – Dallas):** Appeared in all 16 games for the Cowboys as a reserve offensive lineman ... Saw action at Jacksonville (9/10) as a blocking tight end in a few multiple tight end formations ... Replaced Andre Gurode at center in the third quarter at Tennessee (10/1) after he was forced from the game with facial lacerations ... The Cowboys ran for 98 yards and two touchdowns on the five second-half drives following his entry into the game ... Saw action on special teams in the final 13 contests.

★ **2005 (16/16 – Dallas):** After beating out Andre Gurode in a training camp battle, started all 16 games at center ... Part of a line that did not allow a sack vs. Washington (9/19), the first time since Dec. 8, 2002 that a Dallas opponent had been shut out ... At San Francisco (9/25), was part of a line that gave QB Drew Bledsoe enough protection to throw for 363 yards, the eighth best performance in club history, while racking up 443 yards of total offense ... The offense gained 456 yards vs. Philadelphia (10/9), the most since gaining 541 yards on Sept. 12, 1999 at Washington ... Played his second complete game of the season vs. Arizona (10/30),



EXTRA POINTS ★

- ★ Al owns a 6,000-watt country radio station in Sturgeon Bay, Wisconsin, near his hometown of Brussels. The station, which he purchased in 2008, is 97.7 WSRG-FM "The Big Dawg".
- ★ In high school, Al was the conference player of the year in both football and basketball and also won the state title in the shot put.

helping lead the way for Marion Barber who rushed for 127 yards and two scores, the Cowboys' first 100-yard rusher of the season ... Helped spring Julius Jones, who rushed for 194 yards at Carolina (12/24), the fourth best rushing performance in club history.

★ **2004 (16/15 – Dallas):** Started 15 games at center while playing in every game in his first full season of NFL action ... Made his NFL debut in the second quarter at Minnesota (9/12), following a knee injury to Tyson Walter ... The Cowboys went on to rack up 423 yards of total offense ... Got the starting nod in place of Tyson Walter (knee) and helped Dallas rack up 441 yards of total offense vs. Cleveland (9/19) ... The line allowed just one sack in 25 pass plays vs. Detroit (10/31), who entered the game as the league's top ranked defensive unit in sacks-per-pass play ... On Thanksgiving Day vs. Chicago (11/25), was part of an offensive unit that led the way for Julius Jones to rush for 150 yards, the first 100-yard rushing performance of the season for a Cowboys' back; also tied for the third best mark rushing mark ever by a Dallas rookie ... In a come-from-behind victory at Seattle (12/6), the offensive line paved the way for Jones' 198 rushing performance, the third best in club history and the second best ever by a Cowboys rookie ... At N.Y. Giants (1/2/05), the line provided Jones with enough space to rush for 149 yards on 29 carries (5.1 avg.) and a touchdown while Testaverde finished with a season-high 109.2 passer rating.

★ **2003 (0/0 – Dallas):** Moved into the starting lineup at center at the beginning of training camp but suffered a knee injury during training camp ... Placed on injured reserve (8/26) and missed his rookie season due to injury.

COLLEGE

A three-year starter at Wisconsin, was part of a team that won 32 games and posted a 3-0 record in bowl games during his time in Madison ... As a senior captain was a consensus All-Big Ten second-team choice while garnering third-team All-America honors from The Sporting News and honorable mention from CNN/SI ... Started every game at center as a junior and earned honorable mention All-Big Ten honors ... Originally took over the starting center duties in the second game of his sophomore season, earning honorable mention All-Big Ten honors.

PERSONAL

Al Joseph Johnson was born on Jan. 27, 1979 ... Was a standout two-way player at Southern Door High School (Brussels, Wisc.), earning second-team All-America honors from Prep Football Report and all-state honors from the Milwaukee Journal Sentinel ... Was a member of the Southern Door track and basketball teams, winning the state track title in the shot put and being named conference player of the year in basketball ... Al and his wife Brandy have two daughters, Skyler and Makayla ... Majored in sociology at Wisconsin.



50 SEASONS
#77
Nick KACZUR
TACKLE

HT: **6-4** WT: **315 lbs**
Born: **7/28/79**
Exp. (NFL/Patriots): **5/5**
GP/GS (Playoffs): **54/49 (7/7)**
Acq: **D3b-05 (100th)**
College: **Toledo**
Hometown: **Brantford, Ontario**

Pronounced KĀ-zur

CAREER TRANSACTIONS

Nick Kaczur was drafted by the New England Patriots in the third round (100th overall) of the 2005 NFL Draft ... Signed by the Patriots (7/20/05).

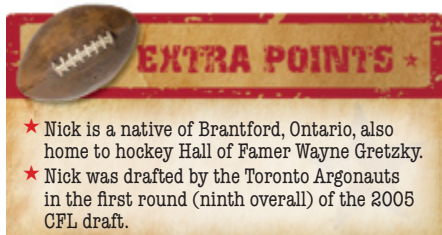
CAREER HIGHLIGHTS

- ★ Kaczur has started 49 of 54 regular-season games in his four-year NFL career and has also started seven career playoff contests.
- ★ In 2008, Kaczur started 14 games at right tackle as part of an offensive line that was a part of the best rushing season for the Patriots in more than 20 years in terms of rushing yards, rushing touchdowns and average yards per carry.
- ★ Kaczur helped the Patriots rank fifth in the NFL in total offense in 2008, averaging 365.4 yards per game – the third-best yards per game average in franchise history.
- ★ In 2007, Kaczur started 15 games as part of a Patriots offensive line that allowed just 21 sacks, the fewest for the franchise in 30 years.
- ★ Kaczur contributed to a Patriots offense that set all-time NFL records with 589 points and 75 touchdowns in 2007.
- ★ In 2007, Kaczur was part of a Patriots offensive line that helped the team average 4.10 yards per carry, the team's highest total since 1985.

★ In 2006, Kaczur helped pave the way for the Patriots to record 1,969 rushing yards, the team's second highest total in the last 19 years.

SEASONAL REVIEWS

★ **2008 (14/14):** Started 14 games at right tackle as part of an offensive line that led the Patriots to 356 first downs in 2008, the second highest total in franchise history ... Was a part of the best rushing season for the Patriots in more than 20 years, totaling 2,278 rushing yards (sixth in team history and the most since 1985), 21 rushing touchdowns (tied for fourth in team history and the most since 1981) and an average of 4.4 yards per carry (fifth in team history and the best since 1983) ... Helped the Patriots rank fifth in the NFL in total offense, averaging 365.4 yards per game – the third-best yards per game average in franchise history ... Helped the Patriots record a franchise-best three games



EXTRA POINTS

- ★ Nick is a native of Brantford, Ontario, also home to hockey Hall of Famer Wayne Gretzky.
- ★ Nick was drafted by the Toronto Argonauts in the first round (ninth overall) of the 2005 CFL draft.

with 500 or more total net yards, with the team's 530 total net yards at Miami (11/23) standing as the second highest total for any game in franchise history ... Played in every game except for games six and seven ... Part of an offensive line that help the Patriots to 511 total net yards, the team's highest output since 1979 against the N.Y. Jets (11/13) ... Made the start at right tackle and was part of an offensive line that helped Matt Cassel to his second straight 400-yard game at Miami (11/23) ... Started at right tackle, playing in his 50th career game against Pittsburgh (11/30) ... Started at right tackle and was part of an offensive line that helped Matt Cassel to a career high four touchdown passes while leading Patriots rushers to 277 yards on the ground, the team's highest single-game rushing total since 1985, at Oakland (12/14) ... Started at right tackle as the Patriots posted their fourth game of the season with 40-plus points, tying a franchise record set in 2007, while posting 514 net yards against Arizona (12/21) despite wintry conditions.

★ **2007 (15/15, 3/3):** Set career highs for games and games started with 15 in 2007 ... Played in every game except for the regular-season finale ... Was part of a Patriots offensive line that allowed just 21 sacks, the fewest for the franchise in 30 years and the fewest in team history for a 16-game season ... Helped the Patriots set all-time records for points scored (589) as Tom Brady set an NFL record with 50 touchdown passes ... Started at right tackle and contributed to a group that didn't allow a sack of quarterback Tom Brady in 28 pass attempts at the New York Jets (9/9) ... Part of an offensive line that helped Laurence Maroney to his second career 100-yard rushing game while making the start at right tackle against Buffalo (9/23) ... Contributed to an offensive line that blocked Sammy Morris to his second 100-yard rushing performance of his career at Cincinnati (10/1) ... Started at right tackle and helped Sammy Morris to his second straight 100-yard rushing game against Cleveland (10/7) ... Part of an offensive line that allowed Tom Brady to throw for a career high five touchdown passes at Dallas (10/14) ... Contributed to an offensive line that led the Patriots to their third highest single-game point total in a 52-7 win over Washington (10/28) ... Started at right tackle and contributed to an offensive line that didn't allow a sack in 41 dropbacks at Buffalo (11/18) ... Part of a line that didn't allow a quarterback sack in 46 pass attempt against Pittsburgh (12/9) ... Started at right tackle in front of Laurence Maroney's second 100-yard rushing effort of the season ... Part of an offensive line that led the way for Laurence Maroney's career high 156-yard rushing performance against Miami (12/23) ... Started at right tackle and was part of a line that led Laurence Maroney to his first 100-yard rushing game in the playoffs against Jacksonville (1/12) ... Helped Maroney to his second straight 100-plus yard rushing game in the Patriots' win over the San Diego Chargers in the AFC Championship Game (1/20).

★ **2006 (11/9, 3/3):** Started nine of 11 games at tackle as a second year player ... Helped pave the way for the Patriots to record 1,969 rushing yards, the team's second highest total in the last 19 years ... At Cincinnati (10/1), was a member of an offensive front that opened holes for Patriots ball carriers to gain 238 rushing yards on 41 carries, marking New England's highest team rushing total

in 13 seasons ... Part of an offensive line that did not allow a sack for the second consecutive game ... Made his first start of the season at right tackle against Indianapolis (11/5) ... Member of an offensive front that did not allow a sack on 35 pass attempts ... Part of an offensive line that did not allow a sack on 33 pass attempts against Chicago (11/26) ... Part of an offensive line that opened holes for Patriots' runners to gain 123 rushing yards on 25 carries (4.9 avg.) at Miami (12/10) ... Started at right tackle at Tennessee (12/31) ... Member of an offensive front that allowed Patriots ball carriers to gain 171 rushing yards on 31 carries (5.5 avg.) ... Started at right tackle in a wild card playoff game against the Jets (1/7) ... Member of an offensive front that allowed Patriots rushers to gain 158 rushing yards on 38 carries (4.2 avg.) ... Part of an offensive line that allowed just two sacks despite 51 pass attempts in the divisional playoffs at San Diego (1/14) ... San Diego entered the game as the league leader in sacks.

★ **2005 (14/11, 1/1):** Started 11 of the final 13 games of the season at left tackle ... Made his NFL debut against Oakland (9/8) ... Made his first career NFL start at left tackle against San Diego (10/2) ... Saw significant action as a reserve at right tackle and left tackle in his first career game against Oakland (9/8) ... Member of an offensive line that did not allow a sack on 38 pass attempts ... Made his first career NFL start at left tackle against San Diego (10/2) in place of an injured Matt Light ... Started at left tackle and was a member of an offensive line that opened holes for Patriots' rushers to gain 118 yards on the ground against Jacksonville (1/7).

COLLEGE

First four-time All-Mid America Conference player in Toledo history ... Third Team Freshman All-America choice by the *Sporting News* ... Started 51 games in his career at Toledo. 2004 (Senior): Named first-team All-Mid American Conference for the third consecutive season ... Leader of an offensive line that powered the 11th-ranked offense in the country (459.2 yards per game). 2003 (Junior): First-team All-MAC selection ... Started all year at left tackle on an offensive line that allowed a conference-low nine sacks and powered an offense that ranked 11th in the nation... 2002 (Sophomore): First-team All-MAC selection ... Started all 14 games at left tackle on an offensive line that finished fifth in the nation in total offense (472.2 yards per game)... 2001 (Freshman): Named third-team Freshman All-American by the *Sporting News* as a true freshman.

PERSONAL

Nicholas Jesse Kaczur was born the son of Peter and Janet Kaczur on July 28, 1979 ... A native of Brantford, Ontario, hometown of Wayne Gretzky ... Attended Brantford (Ontario) Collegiate Institute ... Voted as high school's best lineman for four consecutive years and was the offensive MVP in his junior and senior years ... Rated as the best prep lineman in Ontario coming out of high school ... Played in the Canadian Junior Football league in 1999 ... Worked construction for two years before entering college ... Was a recreation & leisure studies major at Toledo.

HT: 6-2 WT: 296 lbs
Born: 9/12/79
 Exp. (NFL/Patriots): 7/7
 GP/GS (Playoffs): **88/87 (12/12)**
 Acq: **D5-03 (164th)**
 College: **Boston College**
 Hometown: **Whitehall, Pa.**
PRO BOWLS: SUPER BOWLS:

CAREER TRANSACTIONS

Dan Koppen was drafted by the New England Patriots in the fifth round (164th overall) of the 2003 NFL Draft ... Placed on injured reserve with a shoulder injury (11/15/05).

CAREER HIGHLIGHTS

- ★ Koppen has started 87 of 88 games for the Patriots over six seasons with the club (2003-08). In his six seasons in New England, Koppen has been a part of five division championships, three conference titles and two Super Bowl crowns.
- ★ In 2008, Koppen started every game at center as part of an offensive line that was a part of the best rushing season for the Patriots in more than 20 years in terms of rushing yards, rushing touchdowns and average yards per carry.
- ★ Koppen helped the Patriots rank fifth in the NFL in total offense in 2008, averaging 365.4 yards per game – the third-best yards per game average in franchise history
- ★ Koppen earned his first career Pro Bowl selection in 2007 and was selected to the Associated Press All-Pro Second Team. He became the third center in Patriots history to earn All Star honors, joining Damien Woody (2002) and Jon Morris (seven AFL All-Star appearances from 1964-70).
- ★ In 2007, Koppen started 15 games as part of a Patriots offensive line that allowed just 21 sacks, the fewest for the franchise in 30 years.
- ★ Koppen contributed to a Patriots offense that set all-time NFL records with 589 points and 75 touchdowns in 2007.
- ★ In 2007, Koppen was part of a Patriots offensive line that helped the team average 4.10 yards per carry, the team's highest total since 1985.
- ★ In 2006, Koppen helped pave the way for the Patriots to record 1,969 rushing yards, the team's second highest total in the last 18 years.
- ★ Koppen started 46 consecutive games at center from Sept. 14, 2003 to Nov. 13, 2005. The streak included six playoff games as the Patriots won back-to-back Super Bowl championships.
- ★ In 2004, Koppen started every game on an offensive line that paved the way for Corey Dillon to set the Patriots' single-season rushing record with 1,635 yards.
- ★ Koppen was an important part of an offensive line that allowed the team to average more than four yards per carry in 2004, the first time the team had achieved that feat in 19 seasons.
- ★ In 2004, Koppen was part of an offensive line that allowed just 26 sacks, the fewest by a Patriots squad in 10 years.
- ★ Koppen started all three games in the 2003 postseason as the offensive line did not allow a sack in the playoffs and the Patriots won Super Bowl XXXVIII.

SEASONAL REVIEWS

- ★ **2008 (16/16):** Started every game at center as part of an offensive line that led the Patriots to 356 first downs in 2008, the second highest total in franchise history ... Was a part of the best rushing season for the Patriots in more than 20 years, totaling 2,278 rushing yards (sixth in team

history and the most since 1985), 21 rushing touchdowns (tied for fourth in team history and the most since 1981) and an average of 4.4 yards per carry (fifth in team history and the best since 1983) ... Helped the Patriots rank fifth in the NFL in total offense, averaging 365.4 yards per game – the third-best yards per game average in franchise history ... Helped the Patriots record a franchise-best three games with 500 or more total net yards, with the team's 530 total net yards at Miami (11/23) standing as the second highest total for any game in franchise history ... Started at center and led the charge with key blocks on a pair of 2-yard touchdown runs by Kevin Faulk at San Francisco (10/5) ... Started at center and was part of an offensive line that helped the Patriots to 257 rushing yards against Denver (10/20) ... Started at center and was art of an offensive line that helped the Patriots to 511 total net yards, the team's highest output since 1979, against the N.Y. Jets (11/13) ... Started at center and anchored an offensive line that helped Matt Cassel to a career high four touchdown passes and led Patriots rushers to 277 yards on the ground, the team's highest single-game rushing total since 1985, at Oakland (12/14) ... Made the start at center as the Patriots posted their fourth game of the season with 40-plus points, tying a franchise record set in 2007, and posted 514 net yards despite wintry conditions against Arizona (12/21).

- ★ **2007 (15/15, 3/3):** Started at center in each of the 15 games he appeared in during the 2007 season ... Earned his first career Pro Bowl selection ... Played in every game except Cleveland (10/7) ... Was part of a Patriots offensive line that allowed just 21 sacks, the fewest for the franchise in 30 years and the fewest in team history for a 16-game season ... Helped the Patriots set all-time records for points scored (589) as Tom Brady set an NFL record with 50 touchdown passes ... Started at center and contributed to a group that didn't allow a sack of quarterback Tom Brady in 28 pass attempts at the New York Jets (9/9) ... Part of an offensive line that helped Laurence Maroney to his second career 100-yard rushing game while making the start at right tackle against Buffalo (9/23) ... Contributed to an offensive line that blocked Sammy Morris to his second 100-yard rushing performance of his career at Cincinnati (10/1) ... Part of an offensive line that allowed Tom Brady to throw for a career high five touchdown passes at Dallas (10/14) ... Started at center and led an offensive line that provided time

★ Now in his seventh year with the Patriots after playing for four years at Boston College, Dan, a native of Whitehall, Pa., has spent more than a third of his life playing football in the Boston area.

★ Dan is one of four current Patriots to start in the team's victories in Super Bowls XXXVIII and XXXIX, joining Tom Brady, Tedy Bruschi and Matt Light.

for Tom Brady's franchise record six touchdown passes at Miami (10/21) ... Part of an offensive line that allowed just one sack in 41 pass attempts versus Washington (10/28) ... Started at center on a line that didn't allow a sack in 41 pass attempts at Buffalo (11/18) ... Part of an offensive line that didn't give up a quarterback sack in 46 passing attempts against Pittsburgh (12/9) ... Anchored an offensive line that helped Laurence Maroney to his second 100-yard rushing game of the season in the Patriots' win over the New York Jets (12/16) ... Part of the offensive line that led the charge for Laurence Maroney's career high 156-yard rushing performance against Miami (12/23) ... Started at center as the Patriots limited the league's top rated pass rush to just one sack in 43 dropbacks at the New York Giants (12/29) ... Started at center and was part of a line that led Laurence Maroney to his first 100-yard rushing game in the playoffs against Jacksonville (1/12) ... Helped Maroney to his second straight 100-plus yard rushing game in the Patriots' win over the San Diego Chargers in the AFC Championship Game (1/20) ... Started at center in Super Bowl XLII (2/3).

★ **2006 (16/16, 3/0):** Started all 16 games and three playoff contests at center in 2006 ... Helped pave the way for the Patriots to record 1,969 rushing yards, the team's second highest total in the last 18 years ... Member of an offensive line that opened holes for Patriots' rushers to gain 183 rushing yards on 41 carries against Buffalo (9/10) ... Recovered a Tom Brady fumble in Patriots' territory late in the first quarter ... Part of an offensive line that allowed Patriots' rushers to gain 147 yards against the N.Y. Jets (9/17) ... Against Cincinnati (10/1), member of an offensive front that opened holes for Patriots' ball carriers to gain 238 rushing yards on 41 carries, marking New England's highest team rushing total in 13 seasons ... Made the start at center and was a part of an offensive line that opened holes for Patriots' rushers to gain 145 yards on just 26 carries (5.6 yard avg.) against the N.Y. Jets (11/12) ... Part of an offensive line that opened holes for Patriots' runners to gain 123 rushing yards on 25 carries (4.9 avg.) at Miami (12/10) ... Recovered a Tom Brady fumble in the third quarter ... Member of an offensive front that allowed Patriots' ball carriers to gain 171 rushing yards on just 31 carries at Tennessee (12/31) ... Member of an offensive front that allowed Patriots' rushers to gain 158 rushing yards on 38 carries (4.2 avg.) in a wild card playoff game against the N.Y. Jets (1/7) ... Part of an offensive line that allowed just two sacks despite 51 pass attempts in a divisional playoff game at San Diego (1/14) ... San Diego entered the game as the league leader in sacks.

★ **2005 (9/9, 0/0):** Started the first nine games of the season at center before being placed on injured reserve with a shoulder injury (11/15) ... Had started 46 consecutive games at center, including the playoffs, before being placed on injured reserve ... Member of an offensive line that did not allow a sack on 38 pass attempts against Oakland (9/8) ... Member of an offensive front that opened holes for Corey Dillon to rush for 106 yards on 23 carries against Atlanta (10/9) ... Provided enough pocket time for Tom Brady to throw for 350 yards and three touchdowns.

★ **2004 (16/16, 3/3):** Started all 16 regular season games and all three postseason games at center ... Member of an offensive line that allowed Patriots rushers to gain more than 200 rushing yards twice in 2004, 225 rushing yards against Cleveland (12/5) and 208 rushing yards against Buffalo (11/14), marking the first time in six years the team exceeded 200 net yards rushing in a game ... Was a part of an offensive line that opened holes for Corey Dillon to rush for 158 yards on 32 carries (4.9-yard avg.) against Arizona (9/19), the highest rushing total by a Patriot in six years ... Part of an offensive line that allowed Patriots' rushers to amass 208 rushing yards against Buffalo (11/14), the first time the team had achieved the feat since 1998 ... Member

★ ★ ★ HONORS & AWARDS ★ ★ ★									
2007									
Pro Bowl									
Associated Press All-Pro: Second Team									
2003									
Peter King's All-Pro Team									
ESPN.com All-Rookie Team									

of an offensive line that allowed Patriots' ball carriers to amass 225 rushing yards against Cleveland (12/5) ... Recovered a Tom Brady fumble that was caused after the signal caller was sacked in the first quarter ... Member of an offensive line that opened holes for Patriots' rushers to gain 210 yards on the ground on 39 carries (5.4 avg.) in the divisional playoffs against Indianapolis (1/16), the second highest playoff rushing output in team history ... Member of an offensive line that opened holes for Patriots' rushers to gain 112 yards on 28 carries in New England's 24-21 victory over the Eagles in Super Bowl XXXIX.

★ **2003 (16/15, 3/3):** Started the final 15 games of the season and all three postseason games at center ... Was part of an offensive line that did not allow a sack in the playoffs ... Part of an offensive line that started the same five players in each of the last 12 regular-season games, all Patriots victories ... Made his first career start at center against Philadelphia (9/14) ... Member of an offensive line that did not allow a sack on 35 pass attempts against Denver (11/3). Supplied Tom Brady with time in the pocket, allowing him to throw for 350 passing yards ... Part of an offensive line that opened holes for Antowain Smith to rush for 121 yards on just 18 carries (6.7 avg.) against the N.Y. Jets (12/20). Member of an offensive line that did not allow a sack on 25 pass attempts ... Started at center and was a member of an offensive line that did not allow a sack in the Patriots' 32-29 Super Bowl XXXVIII victory over the Panthers.

COLLEGE

Koppen was a three-year starter at Boston College and the unquestioned leader of the offense ... A highly competitive player, he received winning grades for blocking consistency in every game he started. 2002 (Senior): All-American third-team selection by The NFL Draft Report ... All-Big East Conference second-team choice ... Finalist for the Rimington Award, given to the nation's premier center. 2001 (Junior): All-Big East Conference second-team and All-Eastern College Athletic Conference first-team choice. 2000 (Sophomore): All-Big East Conference second-team selection ... Took over starting duties at center ... Part of an offensive line that gave up only six quarterback sacks. 1999 (Redshirt): Performed in every game with the second unit at center. 1998 (Freshman): Redshirted as a freshman.

PERSONAL

Daniel Koppen was born the son of Kathleen and Michael Koppen on Sept. 12, 1979 in Dubuque, Iowa ... Attended Whitehall (Pa.) High ... His number 77 was retired by Whitehall High during the Patriots' bye week in 2005 ... Earned All-State, All-Area and All-East Penn Conference first-team honors as a senior offensive lineman/defensive end ... Captured Prep Star All-American accolades as a senior ... Big 33 selection in 1998 ... Had 10 sacks and scored eight touchdowns, carrying the ball on occasion ... Earned defensive MVP honors in the 1997 Kaylee Rotary Bowl ... Also played in the 1998 McDonald's Lehigh Valley all-star classic ... All-Conference second-team selection as a junior ... Served as team captain as a senior ... Versatile athlete who was also a two-year track and basketball letterman ... Majored in management at Boston College ... Dan and his wife, Amber, have a son, Cambell.



HT: **6-2** WT: **235 lbs**
 Born: **11/26/77**
 Exp. (NFL/Patriots): **8/1**
 GP/GS (Playoffs): **112/64 (4/0)**
 Acq: **UFA (DET)-09**
 College: **Richmond**
 Hometown: **Lynchburg, Va.**

LINEBACKER

CAREER TRANSACTIONS

Paris Lenon was signed by the Patriots as a free agent on May 27, 2009 ... Originally signed as an undrafted free agent by the Carolina Panthers (4/26/00) ... Released by Carolina (6/9/00) ... Signed as a free agent by the Green Bay Packers (4/26/01) ... Released by Green Bay (7/24/01) ... Signed as a free agent by the Seattle Seahawks (8/16/01) ... Released by Seattle (8/27/01) ... Signed to the Green Bay Packers practice squad (12/27/01) ... Signed by Green Bay to a future contract (1/25/2002) ... Allocated by Green Bay to Amsterdam Admirals of NFL Europe (2/8/2002) ... Signed as an unrestricted free agent by the Detroit Lions (3/22/06).

CAREER HIGHLIGHTS

- ★ Lenon joins the Patriots in 2009 as a veteran of seven seasons with the Green Bay Packers (2002-05) and Detroit Lions (2006-08).
- ★ Lenon enters the 2009 season having not missed a game in his seven-year NFL career while starting 63 consecutive games, including all 16 contests in each of the last three seasons (2006-08).
- ★ Over his three seasons with the Lions (2006-08), Lenon averaged 135 tackles per season.
- ★ In 2008, led the Lions with 146 tackles (98 solo) which included a single-game career high 17-tackle performance at Indianapolis (12/14).
- ★ In 2007, tallied a career high 161 tackles, a figure that ranks as the seventh highest total in Lions history.
- ★ Lenon returned an interception 61 yards for his first career touchdown in 2007.
- ★ In 2005, Lenon became a regular starter for Green Bay, starting 12 of 16 games, including the season's final 11 contests while totaling 79 tackles (47 solo), including 1.5 sacks.
- ★ With the Green Bay Packers in 2002, Lenon led the team with 22 special teams tackles while completing his first NFL season.
- ★ After being released following training camps in 2000 and 2001, Lenon joined the XFL's Memphis Maniax and played in four games for Memphis in the fall of 2001. He joined the Packers' practice squad late in the 2001 NFL season.

SEASONAL REVIEWS

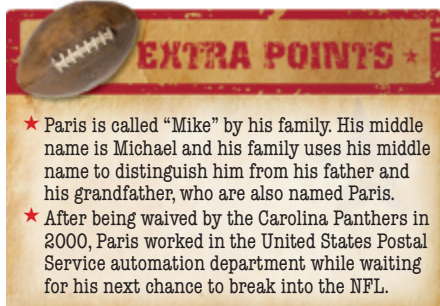
- ★ **2008 (16/16 – Detroit):** Started all 16 games at middle linebacker and led the Lions with 146 tackles (98 solo) ... Registered 1.5 sacks for a loss of six yards along with three passes defended, two fumbles forced and two fumble recoveries ... Reached double-digits on five occasions during the 2008 season ... Recorded 10 tackles, including nine solo stops at San Francisco (9/21) ... Posted a then season-high 11 tackles (5 solo) versus Chicago (10/5) ... Recorded his first sack of the season at Minnesota (10/12) ... Led the team with 12 tackles (7 solo) versus Tennessee (11/27) ... Tallied a team-high 13 tackles (9 solo), forcing two fumbles and a half sack versus Minnesota (12/7) ... Notched a single-game career high 17 tackles at Indianapolis (12/14).

- ★ **2007 (16/16 – Detroit):** Started in all 16 games and finished second on the team with a single-season career high 161 tackles (101 solo), a tally that stands as the seventh highest posted by a Lions player in team history ... Had eight double-digit tackle games on the season ... Also posted two sacks for a loss of 16 yards, one interception for 61 yards and a touchdown, four passes defended, two fumbles forced and two special teams tackles ... Tied a career high with 14 tackles (8 solo) versus Tampa Bay (10/21) ... Made a team-high 14 tackles (10 solo) to tie a career high at Chicago (10/28) ... Returned his second career interception 61 yards for his first career touchdown against Kansas City (12/23).

- ★ **2006 (16/16 – Detroit):** Started in all 16 games for the first time in his career, splitting time at strong-side and middle linebacker ... Finished second on the team with 97 tackles (60 solo), setting a single-season career high ... Made his first career interception as well as three passes defended, two fumble recoveries and four special teams tackles ... Made his first start at strong-side linebacker and had one fumble recovery versus Green Bay (9/24) ... Tallied his first career interception, picking off a Brett Favre pass, and made eight tackles (6 solo) at Green Bay (12/17) ... Tied his season-best with nine tackles and had one fumble recovery at Dallas (12/31).

- ★ **2005 (16/12 – Green Bay):** Played in all 16 games while making 12 starts at outside linebacker on the NFL's seventh ranked defense ... Tallied 79 tackles (47 solo), including 1.5 sacks, five passes defended and one fumble forced ... Combined with Grady Jackson to drop Daunte Culpepper for his first career sack at Minnesota (10/23) ... Collected a career-high three passes defended at Philadelphia (11/27) ... Posted a season high eight tackles (7 solo) with one pass defended versus Chicago (12/25).

- ★ **2004 (16/4, 1/0 – Green Bay):** Appeared in all 16 games, making four starts ... Tallied 28 tackles (17 solo) and one pass defended ... Made his first career start in the season-opener at Carolina (9/13) ... Started at Detroit (12/12) and tallied a career-high 12 tackles ... Played in the Packers' NFL Wild Card playoff game versus Minnesota (1/9), but did not register any stats.



EXTRA POINTS

- ★ Paris is called "Mike" by his family. His middle name is Michael and his family uses his middle name to distinguish him from his father and his grandfather, who are also named Paris.
- ★ After being waived by the Carolina Panthers in 2000, Paris worked in the United States Postal Service automation department while waiting for his next chance to break into the NFL.

★ **2003 (16/0, 2/0 – Green Bay):** Played in all 16 games, seeing time primarily on special teams ... Tied for second on the team with 16 special teams tackles ... Tallied eight tackles (5 solo) ... Recorded a season high three special teams tackles at San Diego (12/14) ... Appeared in both of Green Bay's playoff contests but did not record any stats.

★ **2002 (16/0, 1/0 – Green Bay):** Saw special teams action in all 16 regular-season games in addition to one playoff game ... Led the team in special teams tackles with 22, the fourth highest total in Packers history ... Registered a career high four special teams tackles at Detroit (9/22).

★ **2002 (10/10 – Amsterdam Admirals):** Allocated to the Admirals by Green Bay and started all 10 games ... Led the team with 50 tackles while also recording two interceptions and deflecting seven passes.

★ **2001:** Signed by the Green Bay Packers as a free agent (4/26), then waived (7/24) ... Signed with Seattle (8/16), then waived (8/27) ... Signed to the Packers practice squad (12/27) and spent the balance of the regular season and the playoffs with the team ... Played the 2001 NFL season with the Memphis Maniax and saw action in four games, making 14 tackles (2 solo).

★ **2000:** Signed by the Carolina Panthers (4/26), then waived (6/9) ... Spent the remainder of the season out of football.

COLLEGE

Lenon was a four-year letterman (1996-99) at Richmond, following a redshirt season in 1995 ... Played in all 45 games over his college career and made 24 starts ... Recorded 320 tackles, including 12 sacks and 21 tackles for a loss, plus four forced fumbles, two fumble recoveries, 10 passes defended and one interception ... Selected to the All-Atlantic 10 first team in 1998, followed by second-team honors in 1999 ... As a sophomore in 1997, tallied a career-high 104 tackles.

PERSONAL

Paris Michael Lenon was born on Nov. 26, 1977 ... Garnered Western Virginia district "Defensive Player of the Year" honors as a senior at Heritage (Lynchburg, Va.) High School ... Earned two letters in football and basketball and one in baseball ... His father, Paris, played basketball at North Carolina Central from 1964 to 1968 ... Has volunteered along with his family to serve Christmas dinners to the needy in Lynchburg, Va. ... Speaks to different Lynchburg-area elementary and high schools, emphasizing the importance of education and goal-setting ... Has studied martial arts ... Paris and his wife, Heather, have a son, Paris Mason ... Graduated with a bachelor's degree in studio art from Richmond.

Lenon

★ ★ ★ ★ ★ PARIS LENON ★ ★ ★ ★ ★																			
Pos: LB		Ht: 6-2	Wt: 235	Year: 8th		Acq: FA(DET)-09		College: Richmond		Born: 11/26/77									
REGULAR SEASON			TACKLES					INTERCEPTIONS					MISCELLANEOUS						
Year	Team	G/S	TT	UT	A	S	Yds	No	Yds	Avg	Lg	TD	PD	FF	FR	Yds	TD	SpT	
2001	Packers							Practice Squad											
2002	Packers	16/0	4	3	1	0	0.0	0	0	0.0	0	0	0	0	0	0	0	22	
2003	Packers	16/0	8	5	3	0	0.0	0	0	0.0	0	0	0	0	0	0	0	16	
2004	Packers	16/4	28	17	11	0	0.0	0	0	0.0	0	0	1	0	0	0	0	8	
2005	Packers	16/12	79	47	32	1.5	9.5	0	0	0.0	0	0	5	1	0	0	0	6	
2006	Lions	16/16	97	60	37	0	0.0	1	0	0.0	0	0	3	0	2	10	0	4	
2007	Lions	16/16	161	101	60	2.0	16.0	1	61	61.0	61t	1	4	2	0	0	0	2	
2008	Lions	16/16	146	98	48	1.5	6.0	0	0	0.0	0	0	3	2	2	0	0	0	
Totals-7 years		112/64	523	331	192	5.0	31.5	2	61	30.5	61t	1	16	5	4	10	0	58	
POSTSEASON			TACKLES					INTERCEPTIONS					MISCELLANEOUS						
Year	Team	G/S	TT	UT	A	S	Yds	No	Yds	Avg	Lg	TD	PD	FF	FR	Yds	TD	SpT	
2002	Packers	1/0	0	0	0	0.0	0.0	0	0	0.0	0	0	0	0	0	0	0	0	
2003	Packers	2/0	0	0	0	0.0	0.0	0	0	0.0	0	0	0	0	0	0	0	2	
2004	Packers	1/0	0	0	0	0.0	0.0	0	0	0.0	0	0	0	0	0	0	0	0	
Totals-3 years		4/0	0	0	0	0.0	0.0	0	0	0.0	0	0	0	0	0	0	0	2	

★ ★ ★ ★ ★ LENON'S CAREER GAME-BY-GAME ★ ★ ★ ★ ★																																							
2002	Opponent	P/S	TT	UT	A	S	Yds	I	Yds	PD	FF	FR	SpT	W/L	Score	11/23	San Francisco	p	0	0	0	-	-	-	-	-	2	W	20-10										
09/08	Atlanta	p	0	0	0	-	-	-	-	-	-	-	-	-	37-34	11/27	at Detroit	p	1	1	0	-	-	-	-	-	1	L	14-22										
09/15	New Orleans	p	0	0	0	-	-	-	-	-	-	-	-	-	20-35	12/07	Chicago	p	0	0	0	-	-	-	-	-	2	W	34-21										
09/22	Detroit	p	0	0	0	-	-	-	-	-	-	-	4	W	37-31	12/14	at San Diego	p	0	0	0	-	-	-	-	-	3	W	38-21										
09/29	Carolina	p	1	1	0	-	-	-	-	-	-	-	2	W	17-14	12/22	at Oakland	p	0	0	0	-	-	-	-	-	-	W	41-7										
10/07	Chicago	p	0	0	0	-	-	-	-	-	-	-	-	W	34-21	12/28	Denver	p	4	2	2	-	-	-	-	-	2	W	31-3										
10/13	New England	p	0	0	0	-	-	-	-	-	-	-	-	W	28-10	2003 Totals										16/0	8	5	3	0.0	0.0	0	0	0	0	16	10-6		
10/20	Washington	p	0	0	0	-	-	-	-	-	-	-	3	W	30-9	01/04	Seattle	p	0	0	0	-	-	-	-	-	-	2	W	33-27									
11/04	Miami	p	1	0	1	-	-	-	-	-	-	-	-	W	24-10	01/11	at Philadelphia	p	0	0	0	-	-	-	-	-	-	-	L	17-20									
11/10	Detroit	p	1	1	0	-	-	-	-	-	-	-	2	W	40-14	2003 Postseason										2/0	0	0	0	0.0	0.0	0	0	0	0	2	1-1		
11/17	at Minnesota	p	1	1	0	-	-	-	-	-	-	-	1	L	21-31	2004 Opponent										P/S	TT	UT	A	S	Yds	I	Yds	PD	FF	FR	SpT	W/L	Score
11/24	Tampa Bay	p	0	0	0	-	-	-	-	-	-	-	-	L	7-21	09/13	at Carolina	s	0	0	0	-	-	-	-	-	-	-	W	24-14									
12/01	Chicago	p	0	0	0	-	-	-	-	-	-	-	2	W	30-20	09/19	Chicago	p	3	2	1	-	-	-	-	-	-	-	L	10-21									
12/08	Minnesota	p	0	0	0	-	-	-	-	-	-	-	-	W	26-22	09/26	at Indianapolis	p	3	2	1	-	-	-	-	-	-	-	L	31-45									
12/15	at San Francisco	p	0	0	0	-	-	-	-	-	-	-	-	W	20-14	10/03	N.Y. Giants	p	1	1	0	-	-	-	-	-	-	-	L	7-14									
12/22	Buffalo	p	0	0	0	-	-	-	-	-	-	-	2	W	10-0	10/11	Tennessee	s	3	2	1	-	-	-	-	-	-	-	L	27-48									
12/29	at N.Y. Jets	p	0	0	0	-	-	-	-	-	-	-	3	L	17-42	10/17	at Detroit	p	0	0	0	-	-	-	-	-	-	-	W	38-10									
2002 Totals		16/0	4	3	1	0.0	0.0	0	0	0	0	0	22	12-4	10/24	Dallas	p	0	0	0	-	-	-	-	-	-	2	W	41-20										
01/04	Atlanta	p	0	0	0	-	-	-	-	-	-	-	-	L	7-27	10/31	at Washington	p	0	0	0	-	-	-	-	-	-	-	W	28-14									
2002 Postseason		1/0	0	0	0	0.0	0.0	0	0	0	0	0	0	0	0-1	11/14	Minnesota	p	0	0	0	-	-	-	-	-	-	1	W	34-31									
2003	Opponent	P/S	TT	UT	A	S	Yds	I	Yds	PD	FF	FR	SpT	W/L	Score	11/21	at Houston	p	0	0	0	-	-	-	-	-	-	-	1	W	16-13								
09/07	Minnesota	p	0	0	0	-	-	-	-	-	-	-	-	L	25-30	11/29	St. Louis	p	0	0	0	-	-	-	-	-	-	-	W	45-17									
09/14	Detroit	p	0	0	0	-	-	-	-	-	-	-	-	L	31-6	12/05	at Philadelphia	p	4	2	2	-	-	-	-	-	-	-	L	17-47									
09/21	Arizona	p	0	0	0	-	-	-	-	-	-	-	-	L	13-20	12/12	Detroit	s	12	6	4	-	-	-	-	-	-	-	W	45-13									
09/29	at Chicago	p	0	0	0	-	-	-	-	-	-	-	-	1	W	38-23	12/19	Jacksonville	s	0	0	0	-	-	-	-	-	-	1	L	25-28								
10/05	Seattle	p	2	2	0	-	-	-	-	-	-	-	-	W	35-13	12/24	at Minnesota	p	0	0	0	-	-	-	-	-	-	-	1	W	34-31								
10/12	Kansas City	p	0	0	0	-	-	-	-	-	-	-	-	L	34-40	01/02	at Chicago	p	2	2	2	-	-	-	-	-	-	2	W	31-14									
10/19	at St. Louis	p	1	0	1	-	-	-	-	-	-	-	2	L	24-34	2004 Totals										16/4	28	17	11	0.0	0.0	0	1	0	0	8	10-6		
11/02	Minnesota	p	0	0	0	-	-	-	-	-	-	-	-	W	30-27	01/09	Minnesota	p	0	0	0	-	-	-	-	-	-	-	L	17-31									
11/10	Philadelphia	p	0	0	0	-	-	-	-	-	-	-	2	L	14-17	2004 Postseason										1/0	0	0	0	0.0	0.0	0	1	0	0	0	0-1		
11/16	Tampa Bay	p	0	0	0	-	-	-	-	-	-	-	-	W	20-13																								

★ ★ ★ ★ ★ LENON'S CAREER GAME-BY-GAME (CONT.) ★ ★ ★ ★ ★																
2005	Opponent	P/S	TT	UT	A	S	Yds	I	Yds	PD	FF	FR	SpT	W/L	Score	
09/11	at Detroit	S	5	2	3	-	-	-	-	-	-	-	-	L	3-17	
09/18	Cleveland	p	5	2	3	-	-	-	-	-	-	-	-	L	24-26	
09/25	Tampa Bay	S	3	2	1	-	-	-	-	-	-	2	L	16-17		
10/03	at Carolina	p	6	4	2	-	-	-	-	-	-	-	-	L	23-32	
10/09	New Orleans	S	4	3	1	-	-	-	1	-	-	-	-	W	52-3	
10/23	at Minnesota	S	4	2	2	0.5	1.5	-	-	-	-	-	-	L	20-23	
10/30	at Cincinnati	S	3	3	0	1.0	8.0	-	-	1	-	1	L	14-21		
11/06	Pittsburgh	S	6	3	3	-	-	-	-	-	-	-	-	L	10-20	
11/13	at Atlanta	S	1	0	1	-	-	-	-	-	-	2	W	33-25		
11/21	Minnesota	S	5	4	1	-	-	-	1	-	-	-	-	L	17-20	
11/27	Philadelphia	p	7	3	4	-	-	-	3	-	-	-	-	L	14-19	
12/04	at Chicago	p	4	1	3	-	-	-	-	-	-	1	L	7-19		
12/11	Detroit	S	5	1	4	-	-	-	-	-	-	-	-	W	16-13	
12/19	at Baltimore	S	6	3	3	-	-	-	-	-	-	-	-	L	3-48	
12/25	Chicago	S	8	7	1	-	-	-	-	-	-	-	-	L	17-24	
01/01	Seattle	S	7	7	0	-	-	-	-	-	-	-	-	W	23-17	
2005 Totals			16/12	79	47	32	1.5	9.5	0	0	5	1	0	6	4-12	
2006	Opponent	P/S	TT	UT	A	S	Yds	I	Yds	PD	FF	FR	SpT	W/L	Score	
09/10	Seattle	S	4	0	4	-	-	-	-	-	-	1	L	6-9		
09/17	at Chicago	S	6	6	2	-	-	-	-	-	-	-	-	L	7-34	
09/24	Green Bay	S	4	4	0	-	-	-	-	-	-	1	L	24-31		
10/01	at St. Louis	S	6	4	4	-	-	-	-	-	-	1	L	34-41		
10/08	at Minnesota	S	9	5	4	-	-	-	-	-	-	-	-	L	17-26	
10/15	Buffalo	S	4	4	0	-	-	-	2	-	-	1	W	20-17		
10/22	at N.Y. Jets	S	4	4	0	-	-	-	-	-	-	-	-	L	24-31	
11/05	Atlanta	S	6	4	2	-	-	-	-	-	-	-	-	W	30-14	
11/12	San Francisco	S	6	3	3	-	-	-	-	-	-	-	-	L	13-19	
11/19	at Arizona	S	5	3	2	-	-	-	1	-	-	-	-	L	10-17	
11/23	Miami	S	6	1	5	-	-	-	-	-	-	-	-	L	10-27	
12/03	at New England	S	5	2	3	-	-	-	-	-	-	-	-	L	21-28	
12/10	Minnesota	S	7	4	3	-	-	-	-	-	-	-	-	L	20-30	
12/17	at Green Bay	S	8	6	2	-	1	0	-	-	-	-	-	L	9-17	
12/24	Chicago	S	6	5	1	-	-	-	-	-	-	1	L	21-26		
12/31	at Dallas	S	9	5	4	-	-	-	-	-	-	1	W	39-31		
2006 Totals			16/16	79	60	37	0.0	0.0	1	0	3	0	2	4	3-13	
2007	Opponent	P/S	TT	UT	A	S	Yds	I	Yds	PD	FF	FR	SpT	W/L	Score	
09/09	at Oakland	S	13	8	5	-	-	-	-	-	-	-	-	W	36-21	
09/16	Minnesota	S	14	6	8	-	-	-	-	-	-	-	-	W	20-17	
09/23	at Philadelphia	S	6	1	5	1.0	6.0	-	-	-	-	1	-	L	21-56	
09/30	Chicago	S	12	10	2	1.0	10.0	-	-	-	-	-	-	1	W	37-27
10/07	at Washington	S	7	5	2	-	-	-	-	-	-	-	-	1	L	3-34
10/21	Tampa Bay	S	14	8	6	-	-	-	-	-	-	-	-	W	23-16	
10/28	at Chicago	S	14	10	4	-	-	-	-	1	-	-	-	W	16-7	
11/04	Denver	S	6	4	2	-	-	-	-	-	-	-	-	W	44-7	
11/11	at Arizona	S	11	8	3	-	-	-	-	-	-	-	-	L	21-31	
11/18	N.Y. Giants	S	9	6	3	-	-	-	-	1	-	-	-	L	10-16	
11/22	Green Bay	S	11	7	4	-	-	-	-	-	-	-	-	L	26-37	
12/02	at Minnesota	S	8	5	3	-	-	-	-	2	-	-	-	L	10-42	
12/09	Dallas	S	9	3	6	-	-	-	-	-	-	-	-	L	27-28	
12/16	at San Diego	S	9	7	2	-	-	-	-	-	-	-	-	L	14-51	
12/23	Kansas City	S	7	6	1	-	-	-	1	61	1	-	-	W	25-20	
12/30	at Green Bay	S	11	7	4	-	-	-	-	-	-	-	-	L	13-34	
2007 Totals			16/16	161	101	60	2.0	16.0	1	61	4	2	0	2	7-9	
2008	Opponent	P/S	TT	UT	A	S	Yds	I	Yds	PD	FF	FR	SpT	W/L	Score	
09/07	at Atlanta	S	7	3	4	-	-	-	-	1	-	-	-	L	21-34	
09/14	Green Bay	S	7	6	1	-	-	-	-	-	-	-	-	L	25-48	
09/21	at San Francisco	S	10	9	1	-	-	-	-	-	-	-	-	L	13-31	
10/05	Chicago	S	11	5	6	-	-	-	-	-	-	-	-	L	7-34	
10/12	at Minnesota	S	6	3	3	1.0	6.0	-	-	-	-	-	-	L	10-12	
10/19	at Houston	S	4	4	0	-	-	-	-	-	-	-	-	L	21-28	
10/26	Washington	S	9	6	3	-	-	-	-	-	-	1	-	L	17-25	
11/02	at Chicago	S	9	8	1	-	-	-	-	-	-	-	-	L	23-27	
11/09	Jacksonville	S	9	5	4	-	-	-	-	-	-	-	-	L	14-38	
11/16	at Carolina	S	7	6	1	-	-	-	-	1	-	1	-	L	22-31	
11/17	Tampa Bay	S	8	5	3	-	-	-	-	-	-	-	-	L	20-38	
11/23	Tennessee	S	12	7	5	-	-	-	-	-	-	-	-	L	10-47	
12/07	Minnesota	S	13	9	4	0.5	0.0	-	-	2	-	-	-	L	16-20	
12/14	at Indianapolis	S	17	10	7	-	-	-	-	-	-	-	-	L	21-31	
12/21	New Orleans	S	9	6	3	-	-	-	-	-	-	-	-	L	7-42	
12/28	Green Bay	S	8	6	2	-	-	-	-	-	-	-	-	L	21-31	
2008 Totals			16/16	146	98	48	1.5	6.0	0	0	3	2	2	0	0-16	





#64

Mark
LEVOIRE

HT: 6-7 WT: 310 lbs
Born: 7/29/82
Exp. (NFL/Patriots): 3/2
GP/GS (Playoffs): 16/2 (0/0)
Acq: CW (STL)-08
College: Notre Dame
Hometown: Eden Prairie, Minn.

★ ★ ★ ★ ★ TACKLE ★ ★ ★ ★ ★

PRONOUNCED: lev-WAH

CAREER TRANSACTIONS

Mark LeVoire was claimed off waivers by the Patriots from the St. Louis Rams on Sept. 1, 2008 ... Originally signed as an undrafted free agent by the Chicago Bears (5/5/06) ... Waived by the Bears (9/2/06) ... Signed to the Bears practice squad (9/3/06) ... Signed to the Bears active roster (2/8/07) ... Waived by the Bears (9/2/07) ... Signed to the Bears practice squad (9/3/07) ... Signed to the St. Louis Rams active roster from the Bears practice squad (11/13/07) ... Waived by the Rams (8/31/08).

SEASONAL REVIEWS

★ **2008 (16/2):** Played in every game and made two starts at right tackle ... Claimed off waivers from St. Louis (9/1) ... Made his NFL debut as a reserve in the Patriots' win over Kansas City on (9/7) ... Saw significant time in reserve at right tackle, filling in for the injured Nick Kaczur at San Diego (10/12) ... Made his first NFL start, getting the nod at right tackle against Denver (10/20) and was part of an offensive line that helped Patriots rushers to 257 yards on the ground, the team's highest single-game rushing total since 1985 ... Made his second straight start at right tackle and was part of an offensive line that helped Matt Cassel throw for a career-high 267 yards against St. Louis (10/26) ... Played in reserve at left tackle at Oakland (12/14) and was part of an offensive line that helped Matt Cassel to a career high four touchdown passes, while leading Patriots

running backs to 277 yards rushing, the team's highest total since 1985 ... Saw significant time at left tackle as the Patriots posted their fourth game of the season with 40-plus points, tying a franchise record set in 2007, against Arizona (12/21).

★ **2007 (0/0 - Chicago/St. Louis):** Began the season on the Chicago Bears practice squad before being signed to the St. Louis Rams active roster (11/13) with seven games left in the season ... Listed as a day-of-game inactive for each of the final seven games.

★ **2006 (0/0 - Chicago):** Spent the entire 2006 season on the Chicago Bears practice squad.



EXTRA POINTS ★

★ As a senior at Notre Dame in 2006, Mark played on a Fighting Irish offense that set school records for most points (440) and most yards gained (5,728) in former Patriots offensive coordinator Charlie Weiss' first year as Notre Dame's head coach.

★ Mark helped lead his Eden Prairie, Minnesota, high school football team to the state championship in 2000.

COLLEGE

Was a three-year starter at Notre Dame, playing from 2002-05 after redshirting in 2001 ... Started every game during his final three seasons ... Played in 44 games with 36 starts ... Started every game over final two seasons at right tackle after starting 12 games at left guard in 2003 ... Was the starting right tackle on a Notre Dame offense that set school records for points (440) and yards (5,728) in 2005 ... Member of Irish offensive line that helped Julius Jones rush for a school-record 262 yards vs. Pittsburgh in 2003.

PERSONAL

Mark Jacob LeVoi was born on July 29, 1982 in Minneapolis, Minn. ... Standout tight end at Eden Prairie (Minn.) High, catching 16 passes for 189 yards and four touchdowns as a senior and 21 passes for 350 yards and 11 touchdowns as a junior ... First-team All-America selection by Parade and USA Today ... Helped lead Eden Prairie to state championship as a senior ... Played at tight end, fullback, tailback, wideout and punter as a senior ... His grandfather, Marvin LeVoi, played football at the University of Minnesota ... Graduated from Notre Dame's College of Arts and Letters in May of 2005 with a degree in anthropology and computer applications.





#17

Greg LEWIS

WIDE RECEIVER

HT: **6-0** WT: **185 lbs**
 Born: **2/12/80**
 Exp. (NFL/Patriots): **7/1**
 GP/GS (Playoffs): **90/23 (9/1)**
 Acq: **TR (PHI)-09**
 College: **Illinois**
 Hometown: **Matteson, Ill.**

CAREER TRANSACTIONS


Greg Lewis was acquired by the Patriots from the Philadelphia Eagles on March 5, 2009 along with a seventh-round selection in exchange for a fifth-round selection in the 2009 NFL Draft (159th overall) ... Originally signed by the Eagles as a rookie free agent in the spring of 2003.

CAREER HIGHLIGHTS

- ★ Lewis joins the Patriots in 2009 as a veteran of six NFL seasons, all with the Philadelphia Eagles (2003-08).
- ★ Lewis enters 2009 having played in 90 career games with 23 starts and has recorded 127 receptions for 1,699 yards (13.4 avg.) and seven touchdowns while also recording 41 special teams tackles.
- ★ Lewis had his first career 100-yard receiving game (five catches for 104 yards) in the 2008 regular-season opener against St. Louis.
- ★ Lewis had a career high three touchdown receptions in 2007 while catching 13 passes for 265 yards. On Nov. 25, 2007 against the Patriots, Lewis caught a career-high two touchdown passes while recording a then-career best 88 receiving yards on four catches (all third-down conversions).
- ★ In 2006, Lewis played in all 16 regular-season games with three starts and grabbed 24 passes for 348 yards and two touchdowns.
- ★ In 2005, Lewis started every game for the Eagles and set career highs in receptions (48) and receiving yards (561). His 48 catches ranked third on the team in 2005.
- ★ In 2004, Lewis played in all 16 regular-season games and recorded a career-high 15 special teams tackles while catching 17 passes for 183 yards.
- ★ Lewis emerged as a key contributor in the 2004 playoffs as the Eagles advanced to Super Bowl XXXIX against the Patriots, leading the team with 182 playoff receiving yards while catching eight passes. In the fourth quarter of Super Bowl XXXIX, he scored his first career touchdown, a 30-yard scoring pass from Donovan McNabb to cut the Patriots' lead to 24-21.
- ★ As a rookie in 2003, Lewis played in 11 games and made 11 special teams tackles in addition to six receptions for 95 yards.

SEASONAL REVIEWS

- ★ **2008 (16/0, 2/0 – Philadelphia):** Played in every regular-season game as a reserve and finished with 19 catches for 247 yards and a touchdown ... Played in the Eagles' wild card playoff contest and the 2008 NFC Championship Game ... Had five catches for 104 yards and caught a regular season career long 52-yarder in a win against St. Louis (9/7), for his first-career 100-yard performance ... With his 100-yard day against St. Louis (9/7), Lewis, DeSean Jackson, and Hank Baskett combined to make the Eagles the first NFL team with three 100-yard receivers since Kansas City in 2000 ... Snagged a 10-yard touchdown from quarterback Donovan McNabb in the fourth quarter of a win against Cleveland (12/15).
- ★ **2007 (15/1 – Philadelphia):** Had a career high three touchdown receptions in 2007 while catching 13 passes for 265 yards and recording six special teams tackles ... Caught a career-long 50-yard pass at Minnesota (10/28) ... Set a career high in yards (88) and tied a career high with two touchdowns at New England (11/25) ... All four of his receptions against the Patriots were successful 3rd-down conversions ... Hauled in a 9-yard touchdown from quarterback Donovan McNabb in a win at New Orleans (12/23).
- ★ **2006 (16/3, 2/0 – Philadelphia):** Posted 24 catches for 348 yards and two touchdowns ... 20 of his 24 receptions (83.3 percent) resulted in a first down, the highest percentage on the team, and 13 of those occurred on third down ... Caught a career-high two touchdown passes, (45 yards and 30 yards), to go along with a career-high 75 yards against Green Bay (10/2) ... Had a season-high



EXTRA POINTS

- ★ Greg enjoys playing chess and was a member of his high school chess team.
- ★ Greg grew up as an avid Chicago Cubs fan and has thrown out the first pitch at Wrigley Field and has sung "Take Me Out to The Ballgame" at a Cubs game.

four receptions while getting the start in the regular-season finale against Atlanta (12/31) ... Did not record a catch in the playoffs.

★ **2005 (16/16 – Philadelphia):** Started all 16 games and set career highs in receptions (48) and receiving yards (561), along with one touchdown ... Tied a career high with six catches against Oakland (9/25) and also set a season high with 70 receiving yards against the Raiders ... Caught a 6-yard touchdown pass from Donovan McNabb for his first career regular season touchdown against San Francisco (9/18).

★ **2004 (16/3, 3/1 – Philadelphia):** Posted a career high in special teams tackles (15) while also grabbing 17 passes for 183 yards ... In the playoffs, had eight receptions for 182 yards (22.8 avg.) and a touchdown while also making two special teams stops ... Hauled in his first career touchdown, a 30-yard strike from Donovan McNabb, late in the fourth quarter of Super Bowl XXXIX against New England (2/6/05) ... Had two catches for 65 yards in the NFC Championship game against Atlanta (1/23/05), including a 45-yard bomb from McNabb ... Also took a pitch from McNabb and raced 10 yards for a first down ... Made two catches for 64 yards, including a 52-yard strike from McNabb, in the NFC Divisional Playoff against Minnesota (1/16/05) ... Recorded his first rushing attempt on a double-reverse for 11 yards and a first down at Chicago (10/3).

★ **2003 (11/0, 2/0 – Philadelphia):** Made 11 special teams tackles in 11 games during his rookie season ... Played in the

final 11 games after being inactive for the first five contests ... Made his NFL debut against the N.Y. Giants (10/19) ... Caught his first career pass, an 18-yarder, at Atlanta (11/2) ... Participated in both of the Eagles' playoff games.

COLLEGE

A former walk-on at Illinois, he finished his career with 103 receptions, to rank 10th on Illinois all-time list, 1,456 receiving yards (8th) and 12 touchdowns ... Served as the Illini's third receiver as a senior and finished the 2002 season ranked third on the team with 38 receptions for 538 yards and four touchdowns ... With no scholarship offers, decided to walk on at Illinois because his cousin, Walter Young, was there ... Quit football as a walk-on freshman at Illinois, but was encouraged to return by his roommates, Aaron Moorehead and Walter Young, the next year.

PERSONAL

Greg and his wife, Tamika, are the proud parents of a son, Gregory ... The family is awaiting the arrival of their second child in the summer of 2009 ... The family also has a dog, Buddy ... Greg attended Rich South High School in Richton Park, Ill. ... Had his high school jersey, number eight, retired in 2004 ... Caught 56 passes for 880 yards and 13 touchdowns during his senior season, which concluded with all-conference, all-area, and all-state honors by the Chicago Tribune ... An avid fan of his hometown Chicago Cubs and has sang "Take Me Out to the Ballgame" at Wrigley Field ... Earned a degree in speech communications from Illinois.

★ ★ ★ ★ ★ GREG LEWIS ★ ★ ★ ★ ★																							
Pos: WR		Ht: 6-0	Wt: 185		Year: 7th		Acq: TR(PHI)-09		College: Illinois				Born: 2/12/80										
REGULAR SEASON			RECEIVING					RUSHING					KICK RETURNS				PUNT RETURNS						
Year	Team	G/S	No	Yds	Avg	Lg	TD	No	Yds	Avg	Lg	TD	No	Yds	Avg	Lg	TD	No	FC	Yds	Avg	Lg	TD
2003	Eagles	11/0	6	95	15.8	25	0	0	0	0.0	0	0	0	0	0.0	0	0	0	0	0.0	0	0	0
2004	Eagles	16/3	17	183	10.8	25	0	4	16	4.0	11	0	2	28	14.0	15	0	0	0	0.0	0	0	0
2005	Eagles	16/16	48	561	11.7	34	1	2	13	6.5	8	0	0	0	0.0	0	0	0	0	0.0	0	0	0
2006	Eagles	16/3	24	348	14.5	45	2	0	0	0.0	0	0	2	46	23.0	28	0	0	0	0.0	0	0	0
2007	Eagles	15/1	13	265	20.4	50	3	0	0	0.0	0	0	1	3	3.0	3	0	4	1	4	1.0	5	0
2008	Eagles	16/0	19	247	13.0	52	1	0	0	0.0	0	0	3	43	14.3	31	0	1	0	6	6.0	6	0
Totals-6 years		90/23	127	1699	13.4	52	7	6	29	4.8	11	0	8	120	15.0	31	0	5	1	10	2.0	6	0
Additional Statistics: Special Teams Tackles: Career (41); 2003 (11), 2004 (15), 2006 (8), 2007 (6), 2008 (1).																							
POSTSEASON			RECEIVING					RUSHING					KICK RETURNS				PUNT RETURNS						
Year	Team	G/S	No	Yds	Avg	Lg	TD	No	Yds	Avg	Lg	TD	No	Yds	Avg	Lg	TD	No	FC	Yds	Avg	Lg	TD
2003	Eagles	2/0	0	0	0.0	0	0	0	0	0.0	0	0	0	0	0.0	0	0	0	0	0.0	0	0	0
2004	Eagles	3/1	8	182	22.8	52	1	1	10	10.0	10	0	0	0	0.0	0	0	0	0	0.0	0	0	0
2006	Eagles	2/0	0	0	0.0	0	0	0	0	0.0	0	0	0	0	0.0	0	0	0	0	0.0	0	0	0
2008	Eagles	2/0	1	-2	-2.0	-2	0	0	0	0.0	0	0	0	0	0.0	0	0	0	0	0.0	0	0	0
Totals-4 years		9/1	9	180	20.0	52	1	1	10	10.0	10	0	0	0	0.0	0	0	0	0	0.0	0	0	0
Additional Postseason Statistics: Special Teams Tackles: Career (2); 2004 (2).																							

★ ★ ★ ★ ★ LEWIS' CAREER GAME-BY-GAME ★ ★ ★ ★ ★																			
Year	Opponent	P/S	Rec	Yds	Avg	Lg	TD	W/L	Score	Year	Opponent	P/S	Rec	Yds	Avg	Lg	TD	W/L	Score
09/08	Tampa Bay								0-17	09/12	N.Y. Giants	p	0	0	0.0	0	0	W	31-17
09/14	New England								L 10-31	09/20	Minnesota	p	2	11	5.5	6	0	W	27-16
09/28	Buffalo								W 23-13	09/26	Detroit	s	1	13	13.0	13	0	W	30-13
10/05	Washington								W 27-25	10/03	Chicago	p	0	0	0.0	0	0	W	19-9
10/12	Dallas								L 21-23	10/17	Carolina	p	1	9	9.0	9	0	W	30-8
10/19	N.Y. Giants	p	0	0	0.0	0	0	W	14-10	10/24	Cleveland	p	1	24	24.0	24	0	W	34-10
10/26	N.Y. Jets	p	0	0	0.0	0	0	W	24-17	10/31	Baltimore	p	0	0	0.0	0	0	W	15-31
11/02	Atlanta	p	1	18	18.0	18	0	W	23-16	11/07	Pittsburgh	p	0	0	0.0	0	0	L	3-27
11/10	Green Bay	p	0	0	0.0	0	0	W	17-14	11/15	at Dallas	s	1	13	13.0	13	0	W	49-21
11/16	N.Y. Giants	p	1	14	14.0	14	0	W	28-10	11/21	Washington	p	0	0	0.0	0	0	W	28-6
11/23	New Orleans	p	1	8	8.0	8	0	W	33-20	11/28	at N.Y. Giants	p	0	0	0.0	0	0	W	27-6
11/30	Carolina	p	1	7	7.0	7	0	W	25-16	12/05	Green Bay	s	2	25	12.5	17	0	W	47-17
12/07	Dallas	p	0	0	0.0	0	0	W	36-10	12/12	at Washington	p	2	29	14.5	25	0	W	17-14
12/15	Miami	p	0	0	0.0	0	0	W	34-27	12/19	Dallas	p	0	0	0.0	0	0	W	12-7
12/21	San Francisco	p	1	23	23.0	23	0	L	28-31	12/27	at St. Louis	p	1	6	6.0	6	0	L	7-20
12/27	Washington	p	1	25	25.0	25	0	W	31-7	01/02	Cincinnati	p	6	53	8.8	22	0	L	10-38
2003 Totals		11/0	6	95	15.8	25	0		12-4	2004 Totals		16/3	17	183	10.8	25	0		13-3
01/11	Green Bay	p	0	0	0.0	0	0	W	20-17	01/16	Minnesota	s	2	64	32.0	52	0	W	27-14
01/18	Carolina	p	0	0	0.0	0	0	L	3-14	01/23	Atlanta	p	2	65	32.5	45	0	W	27-10
2003 Postseason		2/0	0	0	0.0	0	0		1-1	02/06	New England	p	4	53	13.3	30	1	L	21-24

★ ★ ★ ★ ★ LEWIS' CAREER GAME-BY-GAME (CONT.) ★ ★ ★ ★ ★																			
2005	Opponent	P/S	Rec	Yds	Avg	Lg	TD	W/L	Score	2007	Opponent	P/S	Rec	Yds	Avg	Lg	TD	W/L	Score
09/12 at Atlanta	S	5	44	8.8	15	0	L	10-14		09/09 at Green Bay	p	0	0	0.0	0	0	L	13-16	
09/18 San Francisco	S	4	39	9.8	14	1	W	42-3		09/17 Washington	p	1	2	2.0	2	0	L	12-20	
09/25 Oakland	S	6	70	11.7	23	0	W	23-20		09/23 Detroit	p	0	0	0.0	0	0	W	56-21	
10/02 at Kansas City	S	3	50	16.7	34	0	W	37-31		09/30 at N.Y. Giants	p	0	0	0.0	0	0	L	3-16	
10/09 at Dallas	S	3	36	12.0	21	0	L	10-33		10/14 at N.Y. Jets	p	0	0	Inactive	0	0	W	16-9	
10/23 San Diego	S	4	30	7.5	11	0	W	20-17		10/21 Chicago	p	0	0	0.0	0	0	L	16-19	
10/30 at Denver	S	1	15	15.0	15	0	L	21-49		10/28 at Minnesota	p	2	63	31.5	50	0	W	23-16	
11/06 at Washington	S	5	57	11.4	19	0	L	10-17		11/04 Dallas	p	0	0	0.0	0	0	L	17-38	
11/14 Dallas	S	3	42	14.0	18	0	L	20-21		11/11 at Washington	p	0	0	0.0	0	0	W	33-25	
11/20 at N.Y. Giants	S	3	64	21.3	34	0	L	17-27		11/18 Miami	p	1	3	3.0	3	0	W	17-7	
11/27 Green Bay	S	1	9	9.0	9	0	W	19-14		11/25 at New England	p	4	88	22.0	281	2	L	28-31	
12/05 Seattle	S	1	9	9.0	9	0	L	0-42		12/02 Seattle	S	0	0	0.0	0	0	L	24-28	
12/11 N.Y. Giants	S	1	8	8.0	8	0	L	23-26		12/09 N.Y. Giants	p	1	18	18.0	18	0	L	13-16	
12/18 at St. Louis	S	4	26	6.5	12	0	W	17-16		12/16 at Dallas	p	0	0	0.0	0	0	W	10-6	
12/24 at Arizona	S	0	0	0.0	0	0	L	21-27		12/23 at New Orleans	p	2	25	12.5	16	1	W	38-23	
01/01 Washington	S	4	62	15.5	25	0	L	20-31		12/30 Buffalo	p	2	66	33.0	40	0	W	17-9	
2005 Totals		16/16	48	561	11.7	34	1	6-10		2007 Totals		15/17	13	285	20.4	50	3	8-8	
2006	Opponent	P/S	Rec	Yds	Avg	Lg	TD	W/L	Score	2008	Opponent	P/S	Rec	Yds	Avg	Lg	TD	W/L	Score
09/10 at Houston	p	3	24	8.0	9	0	W	24-10		09/07 St. Louis	p	5	104	20.8	52	0	W	38-3	
09/17 N.Y. Giants	p	2	25	12.5	13	0	L	24-30		09/15 at Dallas	p	3	36	12.0	17	0	L	37-41	
09/24 at San Francisco	p	2	31	15.5	18	0	W	38-24		09/21 Pittsburgh	p	1	4	4.0	4	0	W	15-6	
10/02 Green Bay	p	2	75	37.5	451	2	W	31-9		09/28 at Chicago	p	1	5	5.0	5	0	L	20-24	
10/08 Dallas	S	2	32	16.0	24	0	W	38-24		10/05 Washington	p	1	22	22.0	22	0	L	17-23	
10/15 at New Orleans	p	1	11	11.0	11	0	L	24-27		10/12 at San Francisco	p	3	38	12.7	16	0	W	40-26	
10/22 at Tampa Bay	p	0	0	0.0	0	0	L	21-23		10/26 Atlanta	p	0	0	0.0	0	0	W	27-14	
10/29 Jacksonville	p	1	4	4.0	4	0	L	6-13		11/02 at Seattle	p	2	16	8.0	9	0	W	26-7	
11/12 Washington	p	0	0	0.0	0	0	W	27-3		11/09 N.Y. Giants	p	0	0	0.0	0	0	L	31-36	
11/19 Tennessee	S	0	0	0.0	0	0	L	13-31		11/16 at Cincinnati	p	0	0	0.0	0	0	T	13-13	
11/26 at Indianapolis	p	2	26	13.0	13	0	L	21-45		11/23 at Baltimore	p	0	0	0.0	0	0	L	7-36	
12/04 Carolina	p	1	14	14.0	14	0	W	27-24		11/27 Arizona	p	0	0	0.0	0	0	W	48-20	
12/10 at Washington	p	1	7	7.0	7	0	W	21-19		12/07 at N.Y. Giants	p	1	7	7.0	7	0	W	20-14	
12/17 at N.Y. Giants	p	1	18	18.0	18	0	W	36-22		12/15 Cleveland	p	1	10	10.0	101	1	W	30-10	
12/25 at Dallas	p	2	29	14.5	16	0	W	23-7		12/21 at Washington	p	1	5	5.0	5	0	L	3-10	
12/31 Atlanta	p	4	52	13.0	27	0	W	24-17		12/28 Dallas	p	0	0	0.0	0	0	W	44-6	
2006 Totals		16/3	24	348	14.5	451	2	10-6		2008 Totals		16/0	19	247	13.0	52	1	9-5	
01/07 N.Y. Giants	p	0	0	0.0	0	0	W	23-20		01/04 at Minnesota	p	0	0	0.0	0	0	W	26-14	
01/13 at New Orleans	p	0	0	0.0	0	0	L	24-27		01/11 at N.Y. Giants	p	0	0	Inactive	0	0	W	23-11	
2006 Postseason		2/0	0	0	0.0	0	0	1-1		01/18 at Arizona	p	1	-2	-2.0	-2	0	L	25-32	
										2008 Postseason		2/0	1	-2	-2.0	-2	0	2-1	



30 SEASONS

#72

Matt LIGHT

TACKLE

HT: 6-4 WT: 305 lbs

Born: 6/23/78

Exp. (NFL/Patriots): 9/9

GP/GS (Playoffs): 113/111 (15/15)

Acq: D2-01 (48th)

College: Purdue

Hometown: Greenville, Ohio

PRO BOWLS: 06 07 SUPER BOWLS: 01 03 04

CAREER TRANSACTIONS

Matt Light was drafted by the New England Patriots in the second round (48th overall) of the 2001 NFL Draft ... Placed on injured reserve with an ankle injury (12/22/05).

CAREER HIGHLIGHTS

- ★ Light has played in 113 games with 111 starts over eight seasons with New England (2001-08). His 113 games as a Patriot tie Tom Brady for the third highest total of any active player, trailing only Tedy Bruschi (189) and Kevin Faulk (137).
- ★ In his eight seasons in New England, Light has been a part of six division championships, four conference titles and three Super Bowl crowns.
- ★ In 2008, Light started every game at left tackle as part of an offensive line that was a part of the best rushing season for the Patriots in more than 20 years in terms of rushing yards, rushing touchdowns and average yards per carry.
- ★ Light helped the Patriots rank fifth in the NFL in total offense in 2008, averaging 365.4 yards per game – the third-best yards per game average in franchise history.
- ★ Light was named to the Associated Press All-Pro First Team in 2007, and earned AFC Pro Bowl honors in 2006

and 2007. He is one of four Patriots offensive tackles to earn Pro Bowl honors since the 1970 AFL-NFL merger, joining Patriots Hall of Famer Bruce Armstrong, Leon Gray and Brian Holloway.

- ★ In 2007, Light started every game as part of a Patriots offensive line that allowed just 21 sacks, the fewest for the franchise in 30 years.
- ★ Light contributed to a Patriots offense that set all-time NFL records with 589 points and 75 touchdowns in 2007.
- ★ In 2007, Light was part of a Patriots offensive line that helped the team average 4.10 yards per carry, the team's highest total since 1985.
- ★ In 2006, Light helped pave the way for the Patriots to record 1,969 rushing yards, the team's second highest total in the last 18 years.
- ★ Light started 66 consecutive games for the Patriots at left tackle, dating from the 10th game of his rookie season of 2001 to Sept. 25, 2005.
- ★ Light was a part of an offensive line that enjoyed one of the most successful seasons in club history in 2004, paving the way for the team to average more than four yards per carry for the first time in 19 seasons and helping running back Corey Dillon set a single-season franchise record with 1,635 rushing yards.

- ★ Light anchored an offensive line that allowed just 26 sacks in 2004, the fewest by the Patriots in 10 years.
- ★ Light was a member of an offensive line that allowed Patriots' rushers to gain more than 200 rushing yards twice in 2004, 225 rushing yards against Cleveland (12/5/04) and 208 rushing yards against Buffalo (11/14/04), marking the first time in six years the team has exceeded 200 net yards rushing.
- ★ Light was a part of a Patriots offensive line that allowed just 58 sacks from 2003-04. The two-year total is the best since New England allowed 57 sacks from 1995-96.
- ★ Light started all three postseason games in 2003 as part of an offensive line that did not allow a sack in the playoffs as Tom Brady attempted 126 passes, and the Patriots claimed the Super Bowl XXXVIII championship.
- ★ Light was part of an offensive line in 2002 that yielded only 31 sacks, the lowest total since 1997 (30).
- ★ Light started 12 of 14 games during his rookie season in 2001 and helped open holes for the Patriots running game, which averaged 112.2 yards per game.

SEASONAL REVIEWS

- ★ **2008 (16/16):** Voted an offensive team captain by his teammates for the first time ... Started every game at left tackle as part of an offensive line that led the Patriots to 356 first downs in 2008, the second highest total in franchise history ... Was a part of the best rushing season for the Patriots in more than 20 years, totaling 2,278 rushing yards (sixth in team history and the most since 1985), 21 rushing touchdowns (tied for fourth in team history and the most since 1981) and an average of 4.4 yards per carry (fifth in team history and the best since 1983) ... Served as an offensive captain as the Patriots ranked fifth in the NFL in total offense, averaging 365.4 yards per game – the third-best yards per game average in franchise history ... Helped the Patriots record a franchise-best three games with 500 or more total net yards, with the team's 530 total net yards at Miami on Nov. 23 standing as the second highest for any game in franchise history ... Played in his 100th career game while making the start at left tackle against Miami (9/21) ... Started his 100th career game at left tackle at San Diego (10/12) ... Started at left tackle and was part of an offensive line that helped Patriots runners to 257 rushing yards against Denver (10/20) ... Started at left tackle and was part of an offensive line that helped the Patriots to 511 net yards, the team's highest output since 1979 against the N.Y. Jets (11/13) ... Contributed key blocks on two crucial third-down conversions on screen passes to Kevin Faulk and Wes Welker, respectively, on the Patriots' game-winning touchdown drive at Seattle (12/7) ... Started at left tackle and was part of an offensive line that helped Matt Cassel to a career high four touchdown passes and led Patriots rushers to 277 yards on the ground, the team's highest single-game rushing total since 1985 at Oakland (12/14) ... Started at left tackle as the Patriots posted their fourth game of the season with 40-plus points, tying a franchise record set in 2007, while posting 514 net yards despite wintry conditions against Arizona (12/21).
- ★ **2007 (16/16, 3/3):** Started in all 16 regular-season games at left tackle for the fifth time in his career... Earned his second straight Pro Bowl selection in 2007 ... Was part of a Patriots offensive line that allowed just 21 sacks, the fewest for the franchise in 30 years and the fewest in team history for a 16-game season ... Helped the Patriots set all-time records for points scored (589) as Tom Brady set an NFL record with 50 touchdown passes ... Started at left tackle and was part of a group that didn't allow a sack of quarterback Tom Brady in 28 pass attempts at the New York Jets (9/9) ... Contributed to an offensive line that helped



- ★ The Light Foundation is dedicated to empowering young people through grants, scholarships and outdoor activities. In addition to raising and donating thousands of dollars each year, the foundation has conducted football camps for more than 800 youths and workshops or programs for more than 1,000 others.
- ★ Matt has purchased 200 acres in Greenville, Ohio to locate The Light Foundation's "Rules of 72" Outdoor Learning Facility, where youths of all shapes, sizes, abilities and backgrounds will enjoy outdoor activities.
- ★ Matt's annual Matt Light Celebrity Shoot-Out, a clay-shooting tournament attended by many of his teammates, has raised hundreds of thousands of dollars for charity since it was started in 2005.

Laurence Maroney to his second career 100-yard rushing game while making the start at right tackle against Buffalo (9/23) ... Contributed to an offensive line that blocked Sammy Morris to his second 100-yard rushing performance of his career at Cincinnati (10/1) ... Started at left tackle and was part of an offensive line that helped Sammy Morris to his second straight 100-yard rushing game versus Cleveland (10/7) ... Part of an offensive line that allowed Tom Brady to throw for a career high five touchdown passes at Dallas (10/14) ... Started at left tackle and anchored an offensive line that provided time for Tom Brady's franchise record six touchdown passes at Miami (10/21) ... Part of an offensive line that allowed just one sack in 41 pass attempts versus Washington (10/28) ... Started at left guard on a line that didn't allow a sack in 41 pass attempts at Buffalo (11/18) ... Part of an offensive line that didn't give up a quarterback sack in 46 passing attempts against Pittsburgh (12/9) ... Started at left tackle on an offensive line that helped Laurence Maroney to his second 100-yard rushing game of the season in the Patriots' win over the New York Jets (12/16) ... Part of the offensive line that led the charge for Laurence Maroney's career high 156-yard rushing performance against Miami (12/23) ... Started at left tackle as the Patriots limited the league's top rated pass rush to just one sack in 43 dropbacks at the New York Giants (12/29) ... Started at left tackle and was part of a line that led Laurence Maroney to his first 100-yard rushing game in the playoffs against Jacksonville (1/12) ... Helped Maroney to his second straight 100-plus yard rushing game in the Patriots' win over the San Diego Chargers in the AFC Championship Game (1/20) ... Started at left tackle in Super Bowl XLII (2/3).

- ★ **2006 (16/16, 3/3):** Started 16 regular season games and three playoff contests at left tackle ... Was named to his first Pro Bowl ... Helped pave the way for the Patriots to record 1,969 rushing yards, the team's second highest total in the last 18 years ... Member of an offensive line that opened holes for Patriots' rushers to gain 183 rushing yards on 41 carries against Buffalo (9/10) ... Member of an offensive front that opened holes for Patriots' ball carriers to gain 238 rushing yards on 41 carries at Cincinnati (10/1) ... Part of an offensive line that did not allow a sack for the second consecutive game ... Was a member of an offensive front that gave Tom Brady enough time to throw for 372 yards and tie his career high with four touchdown tosses at

Minnesota (10/30) ... Helped to pave the way for a running game that averaged 5.7 yards per carry, gaining 85 yards on just 15 rushes ... Was a part of an offensive line that opened holes for Patriots' rushers to gain 145 yards on just 26 carries (5.6 avg.) against the Jets (11/12) ... Part of an offensive line that did not allow a sack on 33 pass attempts against Chicago (11/26) ... Member of an offensive front that allowed Patriots' ball carriers to gain 171 rushing yards on 31 carries at Tennessee (12/31) ... Member of an offensive front that allowed Patriots' rushers to gain 158 rushing yards on 38 carries (4.2 avg.) in a wild card playoff game against the New York Jets (1/7) ... Part of an offensive line that allowed just two sacks despite 51 pass attempts in a divisional playoff game at San Diego (1/14) ... San Diego entered the game as the league leader in sacks.

★ **2005 (3/3, 0/0):** Started the first three games of the season ... Placed on injured reserve with an ankle injury (12/22) and missed the remainder of the year ... Had started 66 consecutive games at left tackle, including playoffs, before missing the San Diego matchup (10/2) with an injury ... Member of an offensive line that did not allow a sack on 38 pass attempts in the season opener against Oakland (9/8) ... Started at left tackle but left the Pittsburgh game (9/25) in the first quarter with an ankle injury.

★ **2004 (16/16, 3/3):** Started all 16 games at left tackle for the third consecutive season ... Helped the team average 4.1 yards per carry, the first time since 1985 that the team averaged more than four yards per rush ... Member of an offensive line that allowed Patriots' rushers to gain more than 200 total rushing yards in two games (11/14 and 12/5), marking the first time in six years the team has exceeded 200 net yards rushing ... The 225 rushing yards against Cleveland (12/5/04) were the most for the Patriots since 12/26/93 ... Part of an offensive line that allowed just 26 sacks, the fewest by the Patriots in 10 seasons ... Part of an offensive line that opened holes for Corey Dillon to rush for a season-high 158 yards on 32 carries (4.9-yard avg.) against Arizona (9/19), the highest individual rushing total by a Patriot in six seasons ... Part of an offensive line that allowed Patriots' rushers to amass 208 rushing yards against Buffalo (11/14) ... Part of an offensive line that allowed Patriots' ball carriers to amass 225 rushing yards against Cleveland (12/5), the most by New England in 11 years, since piling up 257 yards against Indianapolis on Dec. 26, 1993 ... Member of an offensive line that opened holes for Patriots' rushers to gain 210 yards on the ground on just 39 carries (5.4 avg.) in the divisional playoffs against Indianapolis (1/16), the second highest playoff rushing output in team history ... Member of an offensive line that opened holes for Patriots' rushers to gain 112 yards on 28 carries in New England's 24-21 victory over the Eagles in Super Bowl XXXIX.

★ **2003 (16/16, 3/3):** Started all 16 games for the second consecutive season ... Helped the ground attack exceed the century mark with more than 100 rushing yards in five of the first six weeks in 2003 ... Part of an offensive line that started the same five players in each of the last 12 games, all Patriots victories ... Member of an offensive line that has allowed just 63 sacks over the last two seasons ... Was a member of an offensive line that opened holes for Patriots rushers to gain a season-high 161 yards on 27 carries (6.0 avg.) and three touchdowns against Tennessee (10/5) ... Started at left tackle in the Patriots' 17-14 divisional playoff victory over the Titans (1/10). Member of an offensive line that did not allow a sack in 41 pass attempts ... Started at left tackle in the Patriots' 24-14 AFC Championship victory over the Colts (1/18). Member of an offensive line that did not allow a sack in 37 pass attempts ... Started at left tackle and was a member of an offensive line that did not allow a sack in the Patriots' Super Bowl XXXVIII victory over

★ ★ ★ HONORS & AWARDS ★ ★ ★
2008
President's Volunteer Service Award
2007
Pro Bowl Starter
Associated Press All-Pro: First Team
Pro Football Weekly/PFWA All-NFL Team
Pro Football Weekly/PFWA All-AFC Team
USA Today All-Pro Team
NFL.com All-Interview Team
2006
Pro Bowl
2005
New England Patriots Ron Burton Community Service Award
2004
NFL.com's All-Interview Team
2001
Football News All-Rookie Team

the Panthers.

★ **2002 (16/16):** Started all 16 games at left tackle and was part of a Patriots offensive line that did not allow a sack in four games in 2002, the first time the Patriots accomplished that feat since 1995 ... Offensive line yielded a total of just 31 sacks, the least since 1997 (30) ... Started at left tackle as part of an offensive line that allowed no sacks on 35 passing attempts and paved the way for a season-high 163 rushing yards in the Patriots' victory over the N.Y. Jets (9/15) ... Started at left tackle in the Patriots 27-24 overtime win over the Dolphins (12/29) in the season finale ... Held Jason Taylor, the NFL's sack leader, to no sacks after Taylor had recorded one in each of his previous eight games.

★ **2001 (14/12, 3/3):** Started at left tackle in 12 of 14 regular season games and all three postseason games during his rookie season ... Earned Football News 2001 NFL All-Rookie Team honors in 2001 ... Made first NFL start at left tackle and was part of an offensive line that blocked for a rushing attack that accumulated 107 yards on 26 carries (4.1 avg.) against the N.Y. Jets (9/23) ... Part of an offensive line that opened holes for 123 yards rushing on 30 attempts (4.1 avg.) and did not allow a sack in 38-17 victory over the Colts (10/21) ... Helped power the offense to a season-high 196 yards rushing and their fourth 100 yard rusher of the season against Miami (12/22) ... Started at left tackle and was part of an offensive line that led the way for 133 yards on 25 carries (5.3 avg.) in the Patriots 20-17 victory in Super Bowl XXXVI.

COLLEGE

Light earned four letters at Purdue University (1996, 1998-2000) ... Charged with the responsibility of protecting Drew Brees' blindside from the left tackle position ... Started all 37 Boilermaker games at tackle from 1998-2000 ... Leader of offensive line that allowed just 38 sacks on 1,690 pass attempts ... Consensus All-Big Ten conference first-team (2000) and voted to second-team (1999). 2000 (Senior): Consensus All-Big Ten Conference first-team choice ... Started all 12 games at left offensive tackle, leading a strong blocking effort upfront, allowing Boilermaker quarterbacks to be sacked just seven times in 528 attempts (one every 75.4 pass attempts) ... Helped the team to a Big Ten title and their first Rose Bowl appearance in 35 years. 1999 (Junior): Started in all 12 games at left tackle, playing a major part as the offensive line allowed just 15 sacks in 568 pass attempts (one every 37.9 attempts) ... 1998 (Sophomore):

Started all 13 games at left tackle, helping an offensive line that allowed 16 sacks in 594 pass attempts (one every 37.1 attempts). 1997 (Red-shirted): Underwent surgery in the spring to repair his left shoulder (AC joint) and was lost for the year. 1996 (Freshman): Appeared in seven games as a reserve tight end ... Recorded one reception for 16 yards.

PERSONAL

Matthew Charles Light was born the son of William and Marilyn Light on June 23, 1978 in Greenville, Ohio ... Second-team Division II all-state choice as a linebacker, adding All-Darke County, all-conference and All-Southwest District honors as a senior at Greenville (Ohio) High ... Three-year two-way starter who played guard as sophomore, tackle as junior and tight end as senior ... As a senior, he had 69 tackles, including 15 stops for 63 yards in losses, two fumbles caused

and two pass break-ups ... Added four catches for 75 yards with one touchdown ... Also lettered in track ... State qualifier, district champion, all-conference and all-county pick in the shot put ... Majored in industrial technology at Purdue ... Supporter of the Ron Burton Training Village ... Served as the honorary ringmaster for the Big Apple Circus in 2008 in a fundraising performance to benefit the Hole in the Wall Gang Camp ... In recognition of his outstanding work in the community, was presented with the President's Volunteer Service Award on Nov. 30, 2008 by Steve Preston, Secretary of Housing and Urban Development ... Was featured in a SoBe Water Commercial that aired during Super Bowl XLIII in Feb. 2009 ... His charitable foundation, The Light Foundation, was featured on Inside The NFL in 2009 ... Has his own website, mattlight72.com ... Matt and his wife Susie have three children - Collin, William and Gracie.





#70

Logan MANKINS

HT: **6-4** WT: **310 lbs**
 Born: **3/10/82**
 Exp. (NFL/Patriots): **5/5**
 GP/GS (Playoffs): **64/64 (8/8)**
 Acq: **D1-05 (32nd)**
 College: **Fresno State**
 Hometown: **Catheys Valley, Calif.**

PRO BOWL: **07**

GUARD

CAREER TRANSACTIONS

Logan Mankins was drafted by the New England Patriots in the first round (32nd overall) of the 2005 NFL Draft ... Signed by the Patriots (7/25/05).


CAREER HIGHLIGHTS

- ★ In 2008, Mankins started every game at left guard as part of an offensive line that was a part of the best rushing season for the Patriots in more than 20 years in terms of rushing yards, rushing touchdowns and average yards per carry.
- ★ Mankins helped the Patriots rank fifth in the NFL in total offense in 2008, averaging 365.4 yards per game - the third-best yards per game average in franchise history
- ★ Mankins earned his first career Pro Bowl selection in 2007 and was selected to the Associated Press All-Pro Second Team. Mankins and John Hannah are the only Patriots guards to earn Pro Bowl bids since the 1970 AFL-NFL Merger.
- ★ In 2007, Mankins started every game as part of a Patriots offensive line that allowed just 21 sacks, the fewest for the franchise in 30 years.
- ★ Mankins contributed to a Patriots offense that set all-time NFL records with 589 points and 75 touchdowns in 2007.
- ★ In 2007, Mankins was part of a Patriots offensive line that helped the team average 4.10 yards per carry, the team's highest total since 1985.
- ★ In 2006, Mankins helped pave the way for the Patriots to record 1,969 rushing yards, the team's second highest total in the last 18 years.
- ★ Mankins scored a touchdown in the 2006 AFC Championship Game at Indianapolis when he recovered a Tom Brady fumble in the end zone to give the Patriots a 7-0 lead in the first quarter.
- ★ Mankins is the first Patriots guard to start every game as a rookie since Hall of Famer John Hannah did it in 1973.
- ★ Mankins was named to Pro Football Weekly's All-Rookie Team in 2005.

- ★ Mankins was one of just two Patriots offensive linemen (Stephen Neal) to start every game in 2005.
- ★ In 2005, Mankins became the first Patriots rookie to start every game since Damien Woody did it in 1999.
- ★ Mankins helped the Patriots offense finish the 2005 season ranked seventh in the NFL, averaging 352.0 net yards per game.

SEASONAL REVIEWS

- ★ **2008 (16/16):** Started every game at left guard as part of an offensive line that led the Patriots to 356 first downs in 2008, the second highest total in franchise history ... Was a part of the best rushing season for the Patriots in more than 20 years, totaling 2,278 rushing yards (sixth in team history and the most since 1985), 21 rushing touchdowns (tied for fourth in team history and the most since 1981) and an average of 4.4 yards per carry (fifth in team history and the best since 1983) ... Helped the Patriots rank fifth in the NFL in total offense, averaging 365.4 yards per game - the third-best yards per game average in franchise history ... Helped the Patriots record a franchise-best three games with 500 or more total net yards ... Started at left guard and contributed two leveling blocks on Kevin Faulk's pair of 2-yard touchdown runs at San Francisco (10/5) ... Made



EXTRA POINTS

- ★ Entering his fifth NFL season, Logan has launched his career by starting 64 consecutive regular-season games.
- ★ Logan grew up on a 10,000-acre cattle ranch in Catheys Valley, Calif. (population 984), and as a child dreamed of being a professional steer roper. He and his father are a prize-winning roping team.

the start at left guard as the Patriots tallied 257 rushing yards against Denver (10/20) ... Made the start at left guard and was part of an offensive line that helped the Patriots to 511 total net yards, the team's highest output since 1979 against the N.Y. Jets (11/13) ... Started at left guard and was part of an offensive line that helped Matt Cassel to his second straight 400-yard game at Miami (11/23) ... Started at left guard and was part of an offensive line that helped Matt Cassel to a career high four touchdown passes and led Patriots rushers to 277 yards on the ground, the team's highest single-game rushing total since 1985, at Oakland (12/14) ... Started at left guard as the Patriots posted their fourth game of the season with 40-plus points, tying a franchise record set in 2007, while posting 514 net yards despite wintry conditions against Arizona (12/21).

★ **2007 (16/16, 3/3):** Extended his games started streak to 48 after starting at left guard in all 16 regular-season contests ... Earned his first Pro Bowl selection in 2007 ... Was part of a Patriots offensive line that allowed just 21 sacks, the fewest for the franchise in 30 years and the fewest in team history for a 16-game season ... Helped the Patriots set all-time records for points scored (589) as Tom Brady set an NFL record with 50 touchdown passes ... Provided airtight protection for Tom Brady, who was not sacked in 28 pass attempts in the Patriots' win over the New York Jets (9/9) ... Created the running room for Sammy Morris to punch in a 3-yard touchdown with a pulling block in the Patriots' win versus San Diego (9/16) ... Started at left guard and contributed to a front that helped Laurence Maroney to his second career 100-yard rushing total against Buffalo (9/23) ... Part of an offensive line that led Sammy Morris to his second career 100-yard rushing game at Cincinnati (10/1) ... Started at left guard and contributed to a line that helped Sammy Morris to his second consecutive 100-yard rushing performance versus Cleveland (10/7) ... Started at right guard on a line that allowed the time for Tom Brady to throw for a career-high five touchdown passes at Dallas (10/14) ... Member of an offensive line that created the pocket in which Tom Brady threw for a franchise-record six touchdown passes at Miami (10/21) ... Part of an offensive line that was responsible for a franchise-high 34 first downs in the Patriots' win over Washington (10/28) ... Started at left guard in the Patriots' comeback win at Indianapolis (11/4) ... Part of an offensive line that didn't allow a sack in 41 pass attempts at Buffalo (11/18) ... Contributed to an offensive line that didn't allow a quarterback sack in 46 pass attempts versus Pittsburgh (12/9) ... Sealed off the running lane for Laurence Maroney's 1-yard touchdown plunge against the New York Jets (12/16) ... Contributed to an offensive line that created the running room for Laurence Maroney's career high 156-yard rushing performance versus Miami (12/23) ... Part of an offensive line that held the league's top rated pass rush unit to just one sack in 43 pass attempts in the Patriots' victory at the New York Giants (12/29) ... Started at left guard and was part of a line that led Laurence Maroney to his first 100-yard rushing game in the playoffs against Jacksonville (1/12) ... Helped Maroney to his second straight 100-plus yard rushing game in the Patriots' win over the San Diego Chargers in the AFC Championship Game (1/20) ... Started at left guard in Super Bowl XLIII (2/3).

★ **2006 (16/16, 3/3):** Started 16 regular season games and three playoff contests at left guard in 2006 ... Named to Sl.com's All-Pro Team and USA Today's All-Joe Team ... Helped pave the way for the Patriots to record 1,969 rushing yards, the team's second highest total in the last 18 years ... Member of an offensive line that opened holes for Patriots' rushers to gain 183 rushing yards on 41 carries (4.5 yard avg.) against Buffalo (9/10) ... Part of an offensive line that allowed Patriots' rushers to gain 147 yards against

★ ★ ★ HONORS & AWARDS ★ ★ ★
2007
Pro Bowl
<i>Pro Football Weekly</i> /PFWA All-NFL Team
<i>Pro Football Weekly</i> /PFWA All-AFC Team
<i>Sporting News</i> All-Pro Team
<i>USA Today</i> All-Pro Team
ESPN.com All-Pro Team
<i>Associated Press</i> All-Pro: Second Team
Dr. Z's Sl.com All-Pro Team
<i>San Francisco Chronicle</i> All-Pro Team
2006
Dr. Z's Sl.com All-Pro Team
<i>USA Today's</i> All-Joe Team
2005
<i>Pro Football Weekly</i> /PFWA All-Rookie Team

the N.Y. Jets (9/17) ... Member of an offensive front that opened holes for Patriots' ball carriers to gain 238 rushing yards on 41 carries at Cincinnati (10/1) ... At Minnesota (10/30), helped to pave the way for a running game that averaged 5.7 yards per carry, gaining 85 yards on just 15 rushes. Was a part of an offensive line that opened holes for Patriots' rushers to gain 145 yards on just 26 carries (5.6 yard avg.) against the N.Y. Jets (11/12) ... Part of an offensive line that opened holes for Patriots' runners to gain 123 rushing yards on 25 carries (4.9 avg.) at Miami (12/10) ... Member of an offensive front that allowed Patriots' ball carriers to gain 171 rushing yards on just 31 carries (5.5 avg.) at Tennessee (12/31) ... Member of an offensive front that allowed Patriots' rushers to gain 158 rushing yards on 38 carries (4.2 avg.) in a wild card playoff win over the N.Y. Jets (1/7) ... Part of an offensive line that allowed just two sacks despite 51 pass attempts at San Diego (1/14) ... San Diego entered the game as the league leader in sacks ... Collected his first career touchdown on a fumble recovery in the end zone at Indianapolis (1/21) ... Gave the Patriots a 7-0 lead by pouncing on a Tom Brady fumble in the end zone during the first quarter for his first career touchdown.

★ **2005 (16/16, 2/2):** As a rookie, started all 16 regular-season games and both playoff games at left guard ... Named to *Pro Football Weekly's* All-Rookie Team ... Was one of just two Patriots offensive linemen (Stephen Neal) to start every game ... Was part of an offensive line that allowed just 28 sacks ... Started at left guard in his first career NFL contest and was a member of an offensive line that did not allow a sack on 38 pass attempts against Oakland (9/8) ... Member of an offensive front that opened holes for Corey Dillon to rush for 106 yards on 23 carries and provided enough pocket time for Tom Brady to throw for 350 yards and three touchdowns against Atlanta (10/9) ... Member of an offensive line that allowed Patriots' rushers to average 4.1 yards per carry against Kansas City (11/27) ... Pounced on a Patrick Pass fumble during the Patriots' touchdown drive in the fourth quarter ... Member of an offensive line that did not allow a sack and allowed Tom Brady to throw for 341 passing yards in the divisional playoffs against Denver (1/14).

COLLEGE

All-American Dream Team selection and rated the best offensive guard prospect in college football by *The NFL Draft Report*, despite starting his entire collegiate career at tackle ... First-team All- Western Athletic Conference selection ... First offensive lineman in Fresno State history to be selected team MVP ... Selected to the Outland Trophy Award Watch List. 2004 (Senior): Recorded a team-high and program

record 82 knockdown blocks on the year ... Did not allow a sack or pressure all season, producing 16 touchdown-resulting blocks ... Selected team MVP. 2003 (Junior): Missed season due to injury. 2002 (Sophomore): Played and started in all 14 games ... Was part of an offensive line that opened holes for Rodney Davis, who rushed for a school record 1,586 yards. 2001 (Freshman): First-team Freshman All-American selection by The Sporting News ... Started every game at right offensive tackle, as the offense exploded for 7,022 yards and 70 touchdowns ... Protected David Carr's blind side brilliantly all year, allowing only two sacks.

PERSONAL

Logan Mankins was born the son of Jill and Tim Mankins on

★ ★ MANKINS' CAREER STATISTICS ★ ★

Fumble Recoveries: 1 for 0 yards and a touchdown (recovered in end zone) at Indianapolis, 1/21/07 (AFC Championship).

Receptions: 1 for -9 yards at Cincinnati, 10/1/07

March 10, 1982 in Catheys Valley, California ... He attended Mariposa (Catheys Valley, Calif.) High School ... Was named All-League and his team's most valuable player ... Enjoys roping and hunting ... Supporter of the Tufts Floating Hospital for Children in Boston ... Was an agriculture education major at Fresno State ... Logan and his wife Kara have two children.



50 SEASONS

#39

Laurence MARONEY

RUNNING BACK

HT: **5-11** WT: **220 lbs**
 Born: **2/5/85**
 Exp. (NFL/Patriots): **4/4**
 GP/GS (Playoffs): **30/9 (6/1)**
 Acq: **D1-06 (21st)**
 College: **Minnesota**
 Hometown: **St. Louis, Mo.**

CAREER TRANSACTIONS


Laurence Maroney was drafted by the New England Patriots in the first round (21st overall) of the 2006 NFL Draft ... Signed by the Patriots (7/27/06) ... Placed on injured reserve with a shoulder injury (10/20/08).

CAREER HIGHLIGHTS

- ★ In 2007, Maroney ran for 100 or more yards in four of his final six games, including two playoff contests. Of the top 10 single-game rushing totals by Patriots players this decade, Maroney cracked that list three times over a four-game span, totaling 156 yards against Miami (12/23/07) and following that up with back-to-back 122-yard performances against Jacksonville (1/12/08) and San Diego (1/20/08).
- ★ Maroney averaged 11.1 yards per carry against Miami on Dec. 23, 2007, totaling a career-high 156 yards on 14 carries. His 11.1 yards per carry is the third highest single-game total in Patriots history (minimum 10 rushes) and the best since Sam Cunningham averaged 11.4 yards per carry (125 yards on 11 carries) on Oct. 20, 1974.
- ★ In 2007, Maroney had five 100-yard rushing games, including two in the playoffs. His five 100-yard games were the most for a Patriot since Corey Dillon tied the franchise record with nine 100-yard performances in 2004.
- ★ Maroney rushed for a 59-yard touchdown against Miami on Dec. 23, 2007, marking the longest run by a Patriot since 1998, when Sedrick Shaw scampered for 71 yards in the season finale against the New York Jets.
- ★ Maroney has recorded two multiple-touchdown games in his career entering 2009, running for a pair of scores in the 2007 regular-season finale against the New York Giants (12/29) and also totaling a pair of scores at Cincinnati on Oct. 1, 2006.
- ★ As a rookie in 2006, Maroney led the team and finished second in the NFL with a 28.0-yard kickoff return average (783 yards on 28 returns).
- ★ Maroney was named AFC Special Teams Player of the Week after returning a kickoff 77 yards at Buffalo on Oct. 22, 2006.

SEASONAL REVIEWS

- ★ **2008 (3/3):** Started three of the season's first four games and had 28 rushes for 93 yards ... Was placed on injured reserve with a shoulder injury (10/20) ... Started at running back and tallied a season-high 51 yards on 10 carries against Kansas City (9/7) ... Made the start at running back, tallying eight carries for 16 yards at the N.Y. Jets (9/14) ... Returned to action, making the start at running back at San Francisco (10/5).
- ★ **2007 (13/6, 3/1):** Played in 13 games while making six starts at running back in 2007 ... Set single-season career highs in rushing attempts (185) and rushing yards (835) ... Led the Patriots with three touchdowns in the 2007 playoffs ... Made his first career start at running back and set a career high for rushing attempts with 20 in the Patriots' win at the New York Jets (9/9) ... Rushed for 77 yards on 15 carries in the Patriots' win over San Diego (9/16) ... Started at running back and tallied his second career 100-yard rushing game with 103 yards on 19 carries against Buffalo (9/23) ... Took in his first rushing touchdown of the season from six yards out in the Patriots' win at Buffalo (11/18) ... Notched the game-winning touchdown, a 4-yard score and his second in as many games, in the Patriots' comeback



EXTRA POINTS

- ★ Laurence established the Laurence Maroney 39 Foundation, a non-profit organization whose mission is to assist in the personal and economic development of disadvantaged youth.
- ★ Laurence earned the nickname "Kool-Aid" as a youngster in St. Louis. While trying to put out a small fire in his backyard, he ran inside and grabbed the first liquid he saw, a pitcher of Kool-Aid. The nickname "Kool-Aid" has stuck ever since.

MARONEY'S SINGLE GAME CAREER HIGHS**Regular Season****Rushing**

Attempts:	26	vs. N.Y. Jets (12/16/07)
Yards:	156	vs. Miami (12/23/07)
Avg. (min. 10 att.):	11.1	vs. Miami (12/23/07)
Long:	59	vs. Miami (12/23/07)
Touchdowns:	2	Twice, most recent at N.Y. Giants (12/29/07)

Receiving

Receptions:	5	vs. Denver (9/24/06)
Yards:	79	at Baltimore (12/3/07)
Long:	31	at Baltimore (12/3/07)
Touchdowns:	1	at Green Bay (11/19/06)

win over Philadelphia (11/25) ... Set a single-game career high for receiving yards with 79 in the Patriots' victory at Baltimore (12/3) ... Earned his second 100-yard rushing game of the season while setting a single-game career high with 26 carries in the Patriots' win over the New York Jets (12/16) ... Established single-game career highs in rushing yards, yards per carry and turned in the longest run of his career while chewing up 156 yards on 14 carries (11.1 avg. per carry) and a touchdown against Miami (12/23) ... Talled his fourth rushing touchdown of the season while shedding several Dolphin tackles on a 59-yard dash ... Tied a single-game career high with two rushing touchdowns in the Patriots' win over the New York Giants (12/29) ... Reached the end zone on a 6-yard touchdown and a 5-yard touchdown while adding the first 2-point conversion of his career against the Giants ... Gained his first 100-yard playoff performance with 122 yards on 22 carries and one touchdown in the Patriots' win over Jacksonville (1/12) in the AFC Divisional playoffs ... His 122 rushing yards were the third highest single-game total in Patriots' playoff history ... Registered his second straight 100-yard rushing performance of the postseason by posting 122 yards on 25 carries and his second rushing touchdown in as many games in the Patriots' win over San Diego in the AFC Championship Game (1/20) ... Took in his third rushing touchdown of the playoffs on a 1-yard scoring plunge against the New York Giants in Super Bowl XLII (2/3) ... Returned four kickoffs for 94 yards against the Giants.

★ **2006 (14/0, 3/0):** Played in 14 games as a running back and kick returner in his rookie season ... Finished second on the team to Corey Dillon with 175 rushes for 745 yards and six touchdowns ... Led the team and finished second in the NFL with a 28.0-yard kickoff return avg. ... Led the team in rushing yards seven times (vs. BUF, vs. DEN, at CIN, vs. IND, at GB, at JAX, at TEN) ... Recorded his first career NFL touchdown with a 1-yard run against the N.Y. Jets (9/17/06) ... Named FedEx Ground Player of the Week and Diet Pepsi Rookie of the Week after registering his first career 100-yard rushing game in the Patriots' victory over Cincinnati (10/01/06) ... Named AFC Special Teams Player of the Week after returning two kickoffs for 100 yards, including a 74-yard return in the first quarter against Buffalo (10/22/06) ... Received the Patriots 12th Player Award ... Led the team with 17 carries and 86 rushing yards in his NFL debut against Buffalo (9/10) ... Sprinted for 27 yards on his first NFL carry in the first quarter ... Played in a reserve role at running back and collected 65 rushing yards on 16 carries and a touchdown against the N.Y. Jets (9/17) ... Collected his first career NFL touchdown on a 1-yard scoring plunge in the third quarter ... At Cincinnati (10/1), named FedEx Ground Player of the Week and Diet Pepsi Rookie of the Week after carrying the ball 15 times for 125 yards and two touchdowns ... Gave the Patriots a 7-6 lead with an 11-yard touchdown run in the second quarter ... Collected his

second touchdown of the afternoon on a 25-yard jaunt in the third quarter ... Flashed a few stiff arms and rumbled for 41 yards on a rush off right tackle in the third quarter ... At Buffalo (10/22), named AFC Special Teams Player of the Week after returning two kickoffs for 100 yards ... Returned a first quarter kickoff 74 yards to the Buffalo 21-yard line, setting up the Patriots second touchdown of the afternoon ... Against Minnesota (10/30), answered a Vikings punt return for touchdown with a momentum-changing 77-yard return on the ensuing kickoff in the third quarter ... Led the team with 82 rushing yards on 19 carries at Green Bay (11/19) ... Juked Nick Barnett and glided in for a touchdown on a 19-yard reception in the fourth quarter ... Against Chicago (11/26), gave the Patriots a 7-0 lead with a 1-yard touchdown plunge in the second quarter ... At Jacksonville (12/24), gave the Patriots a 24-14 lead with a 27-yard touchdown jaunt off left end in the fourth quarter ... Led the team with 73 rushing yards on 13 carries and a touchdown at Tennessee (12/31).

COLLEGE

One of three players in Big Ten history to rush for over 1,000 yards in each of their first three seasons (Ron Dayne, Wisconsin and Sedrick Irvin, Michigan State) ... Finished his three-year college career ranking second on Minnesota's all-time career list with 3,933 yards and 32 touchdowns on 660 rushing attempts (6.0 avg) ... Added 21 receptions for 198 yards and one touchdown and 28 kickoff returns for 667 yards and one touchdown ... His 4,797 all-purpose yards rank second in Minnesota annals ... Also ranks second in school history with 21 100-yard rushing performances and ranks fourth with 34 total touchdowns ... From 2003-04, Maroney and Marion Barber III became the first running back tandem in NCAA Division I-A history from the same team to each gain over 1,000 yards rushing in consecutive seasons ... Holds a school record with 16 consecutive games with at least one run for 20 yards or longer ... In 2005, his final season at Minnesota, ranked fifth in the nation in rushing, averaging 133.1 yards per game ... Led the team with a school-record 1,464 yards and 10 touchdowns on 281 carries (5.2 avg).

PERSONAL

Laurence Maroney was born the son of Terri Terrell on February 5, 1985 in St. Louis, Mo. ... Attended Normandy (St. Louis, Mo.) High School, where he was a four-time All-Conference selection ... Named to the All-Metro and All-Area teams three times and was a twice an All-State pick ... Selected St. Louis Player of the Year in 2002 ... Totaled 4,808 yards on 608 carries with 56 touchdowns in his career ... Exploded for 1,948 yards on 210 attempts his senior season with 25 touchdowns, averaging 9.3 yards per carry in 2002 ... Lettered three times in track, twice in basketball and once in baseball ... Was a state champion in the 4x400 and finished third at the state finals in the 200 meters ... Named MVP of his basketball team twice ... In 2007, served dinner to the homeless at the Pine Street Inn in Boston ... Was a Pre-Intercollegiate Program major at Minnesota.

★ ★ ★ **HONORS & AWARDS** ★ ★ ★**2006**

Diet Pepsi NFL Rookie of the Week – Week 4
 FedEx Ground Player of the Week – Week 4
 Peter King's SI.com Offensive Player of the Week – Week 4
 AFC Special Teams Player of the Week – Week 7
 Patriots 12th Player Award

REGULAR SEASON			RUSHING					RECEIVING					KICK RETURNS					PUNT RETURNS					
Year	Team	P/S	No	Yds	Avg	Lg	TD	No	Yds	Avg	Lg	TD	No	Yds	Avg	Lg	TD	No	FC	Yds	Avg	Lg	TD
2006	Patriots	14/0	175	745	4.3	41	6	22	194	8.8	31	1	28	783	28.0	77	0	0	0	0.0	0.0	0	0
2007	Patriots	13/6	185	835	4.5	59t	6	4	116	29.0	43	0	0	0	0.0	0	0	0	0.0	0.0	0	0	
2008	Patriots	3/3	28	93	3.3	17	0	0	0	0.0	0	0	0	0	0.0	0	0	0	0.0	0.0	0	0	
Totals-3 years		30/9	388	1673	4.3	59t	12	26	310	11.9	43	1	28	783	28.0	77	0	0	0	0.0	0.0	0	0
POSTSEASON			RUSHING					RECEIVING					KICK RETURNS					PUNT RETURNS					
Year	Team	P/S	No	Yds	Avg	Lg	TD	No	Yds	Avg	Lg	TD	No	Yds	Avg	Lg	TD	No	FC	Yds	Avg	Lg	TD
2006	Patriots	3/0	31	87	2.8	9	0	1	6	6.0	6	0	6	120	20.0	29	0	0	0	0.0	0.0	0	0
2007	Patriots	3/1	61	280	4.6	29	3	5	61	12.2	33	0	6	137	22.8	43	0	0	0	0.0	0.0	0	0
Totals-2 years		6/1	92	367	4.0	29	3	6	67	11.2	33	0	12	257	21.4	43	0	0	0	0.0	0.0	0	0

[illegible]

HT: **6-1** WT: **245 lbs**
Born: **2/23/86**
p. (NFL/Patriots): **2/2**
/GS (Playoffs): **16/16**
Acq: **DA-08 (10th)**
College: **Tennessee**
 hometown: **Hampton, Va.**

★ Mayo started every game for the Patriots in 2008 as the team's defense allowed 19.3 points per game, a figure that ranked fifth in the AFC and eighth in the NFL.

★ In the month of December 2008, Mayo led the Patriots with 35 tackles as the team went 4-0 in the month while allowing just 13.5 points per game, including a season-ending shutout at Buffalo.



★ Jerod has two brothers who play college football. His brother Deron Mayo is a junior at Hofstra in 2009, and his brother Derek Mayo is a sophomore at Richmond. Jerod, Deron and Derek Mayo are all linebackers. Derek's Richmond team won the NCAA Championship Subdivision title in 2008.

SEASONAL REVIEWS

★ **2008 (16/16):** Started every game at inside linebacker and became just the second Patriots player to be named Associated Press NFL Defensive Rookie of the Year, joining Mike Haynes (1976) ... Led all NFL rookies in tackles in 2008 ... Also named NFL defensive rookie of the year by ESPN.com, SI.com and Pro Football Weekly ... Named NFL Rookie of the Month for the month of October after leading the team with 24 tackles in four games ... Led the Patriots in tackles with 139 stops according to coaches' film breakdown — a 54-tackle lead over the next leading tackler, Vince Wilfork ... Led the team in tackles in six games (at NYJ, vs. MIA, vs. DEN, at IND, vs. NYJ, at OAK) and tied for the team lead once (at SD) in 2008 ... Tallied 23 tackles (17 solo) against the N.Y. Jets (11/13), the highest total by a Patriots player since 1994 ... In the month of December, led the Patriots with 35 tackles as the team went 4-0 in the month while allowing just 13.5 points per game, including a season-ending shutout at Buffalo (12/28) ... Started at inside linebacker and led the team making nine tackles (6 solo), including one tackle for a loss, at the N.Y. Jets (9/14) ... Led the team in tackles, hitting double-digits for the first time, with 14 stops (8 solo) against Miami (9/21) ... Started at linebacker against Denver (10/20) and led the team, making 11 tackles (7 solo) ... Scooped up his first NFL fumble recovery, snatching an Andre Hall fumble forced by Ty Warren ... Started at inside linebacker and led the team with 10 tackles while also posting his first career pass defended at Indianapolis (11/2) ... Made the start at inside linebacker and led the team in tackles, tallying a career-high 23 tackles (17 solo), the highest total tallied by a Patriots player since 1994, against the N.Y. Jets (11/13) ... Led the team with 11 tackles, including 10 solo stops, at Oakland (12/14) ... Credited with a forced fumble with his hit on Tim Hightower after just a 3-yard gain on a swing pass from Kurt Warner against Arizona (12/21) ... Started at inside linebacker and tallied nine tackles (4 solo) in the Patriots' shutout win at Buffalo (12/28).

COLLEGE

Started 26 of 32 games at Tennessee, playing for three seasons from 2005-07 after redshirting in 2004 ... Recorded

★ ★ ★ HONORS & AWARDS ★ ★ ★

2008

Associated Press Defensive Rookie of the Year
Pro Football Weekly/PFWA Defensive Rookie of the Year
ESPN.com Defensive Rookie of the Year
SI.com Defensive Rookie of the Year
NFL Defensive Rookie of the Month (October)
Pro Football Weekly/PFWA All-Rookie Team
Sporting News All-Rookie Team

236 tackles (137 solos) with six quarterback pressures, 6.5 sacks for minus 51 yards and 21 stops for losses of 82 yards ... Recovered and caused a fumble, deflected three passes and intercepted another for a 34-yard touchdown return ... His 140 tackles in 2007 were the most by a Tennessee player since 1990 ... His 61 assisted tackles in 2007 were the most by a Volunteer defender since 1984 ... His 19 tackles versus Kentucky in 2007 were the most by a Tennessee player since 1988 ... Moved to middle linebacker in 2007, starting all 14 games, and recorded a career-high 140 tackles (79 solos) ... Returned an interception 34 yards for a touchdown ... Served as the defensive squad's co-captain ... Started 11 contests at weak-side outside linebacker in 2006 ... Appeared in six games at weak-side outside linebacker in 2005.

PERSONAL

Jerod Mayo was born February 23, 1986 ... Attended Kecoughtan High in Hampton, Va., where he lettered three times as a linebacker and a running back ... Was a Prep Star All-American and 2003 Defensive Player of the Year in the Virginia Peninsula area ... Added All-State and first-team All-District honors as a senior ... As a senior, recorded 110 tackles, including 18 for loss, and two interceptions ... Also played running back for seven games, picking up 1,245 rushing yards and scoring 13 touchdowns and five two-point conversions during his final campaign ... Has two brothers, Deron and Derek, who play college football ... Majored in sport management at Tennessee.

★ ★ ★ JEROD MAYO ★ ★ ★

Pos: LB Ht: 6-1 Wt: 245 Year: 2nd Acq: D1-08 (10th) College: Tennessee Born: 2/23/86

REGULAR SEASON			TACKLES					INTERCEPTIONS					MISCELLANEOUS					
Year	Team	G/S	TT	UT	A	S	Yds	No	Yds	Avg	Lg	TD	PD	FF	FR	Yds	TD	SpT
2008	Patriots	16/16	139	93	46	0.0	0.0	0	0	0.0	0	0	4	1	1	0	0	2
Totals-1 year		16/16	139	93	46	0.0	0.0	0	0	0.0	0	0	4	1	1	0	0	2

★ ★ ★ MAYO'S CAREER GAME-BY-GAME ★ ★ ★

2008	Opponent	P/S	TT	UT	A	S	Yds	I	Yds	PD	FF	FR	SpT	W/L	Score	
09/07	Kansas City	S	7	6	1	-	-	-	-	-	-	-	-	W	17-10	
09/14	at N.Y. Jets	S	9	6	3	-	-	-	-	-	-	-	-	W	19-10	
09/21	Miami	S	14	8	6	-	-	-	-	-	-	-	-	L	13-38	
10/05	at San Francisco	S	4	3	1	-	-	-	-	-	-	-	-	W	30-21	
10/12	at San Diego	S	6	3	3	-	-	-	-	-	-	-	1	L	10-30	
10/20	Denver	S	11	7	4	-	-	-	-	1	-	-	W	41-7		
10/26	St. Louis	S	4	1	3	-	-	-	-	-	-	-	-	W	23-16	
11/02	at Indianapolis	S	10	4	6	-	-	-	-	1	-	-	L	15-18		
11/09	Buffalo	S	6	3	3	-	-	-	-	-	-	-	1	-	W	20-10
11/13	N.Y. Jets	S	23	17	6	-	-	-	-	-	-	-	1	-	L	31-34
11/23	at Miami	S	4	3	1	-	-	-	-	-	-	-	-	-	W	48-28
11/30	Pittsburgh	S	6	6	0	-	-	-	-	-	-	-	-	1	L	10-33
12/07	at Seattle	S	8	7	1	-	-	-	-	-	-	-	-	-	W	24-21
12/14	at Oakland	S	11	10	1	-	-	-	-	-	-	-	1	-	W	49-26
12/21	Arizona	S	7	5	2	-	-	-	-	-	-	-	1	-	W	47-7
12/28	at Buffalo	S	9	4	5	-	-	-	-	-	-	-	-	-	W	13-0
2008 Totals			16/16	139	93	46	0.0	0.0	0	0	0	4	1	1	2	11-5



CAREER TRANSACTIONS

Brandon McGowan was signed by the Patriots as an unrestricted free agent on May 5, 2009 ... Originally signed by the Chicago Bears as a rookie free agent (5/1/05) ... Placed on injured reserve with a knee injury (1/10/06) ... Placed on injured reserve with an Achilles injury (11/6/06) ... Placed on injured reserve with an ankle injury (9/19/08).

CAREER HIGHLIGHTS

- ★ McGowan joins the Patriots in 2009 as a veteran of four NFL seasons, all with the Chicago Bears (2005-08).
- ★ McGowan enters 2009 having played in 25 career games with 13 starts and has recorded 115 career tackles (74 solo), two interceptions, five passes defended, one fumble forced, one fumble recovery and 16 special teams tackles.
- ★ In 2007, set career highs in games played (14), starts (9), tackles (80) and recorded his first two career interceptions.
- ★ As a rookie in 2005, McGowan was the only undrafted Bears rookie to make the active roster, seeing action in eight games and starting the final three games of the season.

SEASONAL REVIEWS

- ★ **2008 (2/1 – Chicago):** Played in the first two games of the season with one start before being placed on injured reserve with an ankle injury (9/19) ... Recorded five tackles (2 solo) and a pass defended.
- ★ **2007 (14/9 – Chicago):** Played in 14 games, making nine starts and seeing time at both strong safety and free safety ... Twice listed as a day-of-game inactive ... Posted a single-season career high 80 tackles (52 solo), three passes defended, two interceptions, one forced fumble and one fumble recovery ... His 80 tackles placed sixth on the team ... Also made a career high 10 special teams tackles ... Led or tied for the team lead in tackles three times ... Tied a team-leading season high 13 tackles (9 solo) at Detroit (9/30) ... Recorded his first career interception, picking off a Brett Favre pass in the Bears' victory over the Packers (10/7) ... Led the team with 12 tackles (7 solo) at Washington (12/6) ... Posted another 12-tackle (7 solo) performance for the second straight week while leading the team at Minnesota (12/17) ... Added his second interception of the season against the Vikings ... Tied for the team lead with seven tackles (5 solo) versus Green Bay (12/23).
- ★ **2006 (1/0 – Chicago):** Missed games one through seven after being placed on the physically unable to perform list ... Made his lone appearance of the season after being activated from the physically unable to perform list for game eight against Miami (11/5), making one tackle along with two special teams tackles ... Placed on injured reserve with an Achilles injury (11/6).

- ★ **2005 (8/3 – Chicago):** Played in eight games and made three starts as the only undrafted rookie to make the Bears' active roster ... Started the final three games of his rookie campaign ... Finished with 29 tackles, including one tackle for a loss ... Also made four special teams tackles ... Saw his first extensive action at safety at Pittsburgh (12/11) and responded with eight tackles, including one for a loss ... Made his first career start at free safety versus Atlanta (12/18) and led the secondary with nine tackles ... Suffered a knee injury in the season finale at Minnesota (1/1) ... Placed on injured reserve with a knee injury (1/10).

COLLEGE

McGowan earned four letters at Maine (2001-04) and started 33 of his 34 games played ... Racked up 293 career tackles, including 20 tackles for a loss and 7.5 sacks ... Notched seven interceptions, 10 passes defended, five fumble recoveries and three forced fumbles ... Earned first-team all-Atlantic 10 honors as a senior free safety ... Named Maine's Defensive Player of the Year and was a second-team all-Atlantic 10 selection as a junior ... As a sophomore in 2002, played in 13 games with 12 starts at strong safety and tallied 94 tackles ... Earned the "Hammer Award" for the Black Bears' best special teams hit in four games in his freshman year while making 14 special teams tackles.

PERSONAL

Brandon McGowan was born the son of Annie Herring and Kyle McGowan on September 26, 1983 ... Attended Lincoln (Jersey City, N.J.) High School where he played both safety and tailback ... Named defensive first-team all-county following his senior season in which he recorded 63 tackles, five sacks, three forced fumbles and three blocked punts ... Also rushed for 613 yards and scored 11 touchdowns his senior year ... Selected MVP of the North/South All-Star game ... Majored in business at Maine.



- ★ Brandon attended the University of Maine from 2001-04. Entering the 2009 season, just two players from the University of Maine have appeared in a game for the Patriots. Defensive back Dave Cloutier played in 12 games in 1964 and wide receiver Clay Pickering played in one game in 1987.
- ★ Brandon has recorded 115 career tackles in just 25 career NFL games, averaging nearly five tackles per game throughout his career.

★ ★ ★ BRANDON MCGOWAN ★ ★ ★																		
Pos: S		Ht: 5-11	Wt: 210		Year: 5th		Acq: UFA(CHI)-09		College: Maine				Born: 9/26/83					
REGULAR SEASON			TACKLES					INTERCEPTIONS						MISCELLANEOUS				
Year	Team	G/S	TT	UT	A	S	Yds	No	Yds	Avg	Lg	TD	PD	FF	FR	Yds	TD	SpT
2005	Bears	8/3	29	20	9	0	0.0 0.0	0	0	0.0	0	0	1	0	0	0	0	4
2006	Bears	1/0	1	0	1	0.0 0.0		0	0	0.0	0	0	0	0	0	0	0	2
2007	Bears	14/9	80	52	28	0.0 0.0		2	5	2.5	5	0	3	1	1	0	0	10
2008	Bears	2/1	5	2	3	0.0 0.0		0	0	0.0	0	0	1	0	0	0	0	0
Totals-4 years		25/13	115	74	10	0.0 0.0		2	5	2.5	5	0	5	1	1	0	0	16
POSTSEASON			TACKLES					INTERCEPTIONS						MISCELLANEOUS				
Year	Team	G/S	TT	UT	A	S	Yds	No	Yds	Avg	Lg	TD	PD	FF	FR	Yds	TD	SpT
2005	Bears	0/0						Injured Reserve										
2006	Bears	0/0						Injured Reserve										
Totals-2 years		0/0	0	0	0	0.0 0.0		0	0	0.0	0	0	0	0	0	0	0	0

★ ★ ★ MCGOWAN'S CAREER GAME-BY-GAME ★ ★ ★															
2005 Opponent	P/S	TT	UT	A	S	Yds	I	Yds	PD	FF	FR	W/L	Score		
09/11 at Washington	p	0	0	0	-	-	-	-	-	-	-	L	7-9		
09/18 Detroit					Inactive							W	38-6		
09/25 Cincinnati					Inactive							L	7-24		
10/09 at Cleveland					Inactive							L	10-20		
10/16 Minnesota					Inactive							W	28-3		
10/23 Baltimore					Inactive							W	10-6		
10/30 at Detroit					Inactive							W	19-13		
11/06 at New Orleans					Inactive							W	20-17		
11/13 San Francisco	p	0	0	0	-	-	-	-	-	-	-	W	17-9		
11/20 Carolina	p	0	0	0	-	-	-	-	-	-	-	W	13-3		
11/27 at Tampa Bay	p	0	0	0	-	-	-	-	-	-	-	W	13-10		
12/04 Green Bay					Inactive							W	19-7		
12/11 at Pittsburgh	p	8	6	2	-	-	-	-	-	-	-	L	9-21		
12/18 Atlanta	S	9	6	3	-	-	-	-	-	-	-	W	16-3		
12/25 at Green Bay	S	11	7	4	-	-	-	-	-	-	-	W	24-17		
01/01 at Minnesota	S	1	1	0	-	-	-	-	-	-	-	L	10-34		
2005 Totals		8/3	29	20	9	0.0	0.0	0	0	0	0	11-5			
2006 Opponent	P/S	TT	UT	A	S	Yds	I	Yds	PD	FF	FR	W/L	Score		
10/29 San Francisco					Activated from PUP	11/5						W	41-10		
11/05 Miami	p	1	0	1	-	-	-	-	-	-	-	L	13-31		
11/12 at N.Y. Giants					Placed on Injured Reserve	11/6						W	38-20		
2006 Totals		1/0	1	0	1	0.0	0.0	0	0	0	0	13-3			
2007 Opponent	P/S	TT	UT	A	S	Yds	I	Yds	PD	FF	FR	W/L	Score		
09/09 at San Diego	S	5	3	2	-	-	-	-	-	-	-	L	3-14		
09/16 Kansas City	p	0	0	0	-	-	-	-	-	-	-	W	20-10		
09/23 Dallas	p	1	1	0	-	-	-	-	-	-	-	L	10-34		
09/30 at Detroit	S	13	9	4	-	-	-	-	-	-	-	L	27-37		
10/07 at Green Bay	S	5	5	0	-	-	-	-	-	-	-	W	27-20		
10/14 Minnesota	S	8	5	3	-	-	-	-	-	-	-	L	31-34		
10/21 at Philadelphia	p	1	0	1	-	-	-	-	-	-	-	W	19-16		
10/28 Detroit					Inactive							L	7-16		
11/11 at Oakland					Inactive							W	17-6		
11/18 at Seattle	p	2	2	0	-	-	-	-	-	-	-	L	23-30		
11/25 Denver	p	0	0	0	-	-	-	-	-	-	-	W	37-34		
12/02 N.Y. Giants	S	9	5	4	-	-	-	-	-	-	-	L	16-21		
12/06 at Washington	S	12	7	5	-	-	-	-	-	-	-	L	16-24		
12/17 at Minnesota	S	12	7	5	-	-	-	-	-	-	-	L	13-20		
12/23 Green Bay	S	7	5	2	-	-	-	-	-	-	-	W	35-7		
12/30 New Orleans	S	5	3	2	-	-	-	-	-	-	-	W	33-25		
2007 Totals		14/9	80	52	28	0.0	0.0	2	5	3	1	1	7-9		
2008 Opponent	P/S	TT	UT	A	S	Yds	I	Yds	PD	FF	FR	W/L	Score		
09/07 at Indianapolis	S	4	2	2	-	-	-	-	-	-	-	W	29-13		
9/14 at Carolina	p	1	0	1	-	-	-	-	-	-	-	L	17-20		
9/21 Tampa Bay					Placed on Injured Reserve							L	24-27		
2008 Totals		2/1	5	2	3	0.0	0.0	0	0	0	2	0	0	9-7	





#31

Brandon MERIWEATHER

SAFETY

HT: 5-11 WT: 200 lbs

Born: 1/14/84

Exp. (NFL/Patriots): 3/3

GP/GS (Playoffs): 32/11 (3/1)

Acq: D1-07 (24th)

College: Miami (Fla.)

Hometown: Apopka, Fla.


CAREER TRANSACTIONS

Brandon Meriweather was drafted by the New England Patriots in the first round (24th overall) of the 2007 NFL Draft ... Signed by the Patriots (7/28/07).

CAREER HIGHLIGHTS

- ★ Meriweather has played in all 32 games with 11 starts over his first two NFL seasons with the Patriots (2007-08) and has totaled 95 tackles (70 solo), four interceptions, 12 passes defended and 29 special teams tackles entering 2009.
- ★ Meriweather led the Patriots with four interceptions in 2008, tying the highest total for a Patriots safety in a decade, dating back to when Lawyer Milloy had six interceptions in 1998.
- ★ Meriweather finished third on the Patriots with 79 tackles (57 solo) in 2008, a total that led all of the team's defensive backs.
- ★ Meriweather's nine passes defended in 2008 ranked second on the team and his 11 special teams tackles tied for third.

- ★ Meriweather was one of just four NFL defensive backs with at least two interceptions, two sacks and two forced fumbles in 2008, joining Arizona's Adrian Wilson, Minnesota's Antoine Winfield and Philadelphia's Quintin Mikell.
- ★ As a rookie in 2007, Meriweather played in every game and tied for second on the team with 18 special teams tackles.



EXTRA POINTS

- ★ Brandon's hard-hitting style of play at the University of Miami earned him the colorful nicknames "The Hit Stick", "Hit-em-up", and "B-Ware."
- ★ Brandon says that he would be a high school algebra teacher and football coach if he weren't playing in the NFL.

★ Meriweather made his first career start in Super Bowl XLII, opening the game as the Patriots' fifth defensive back.

SEASONAL REVIEWS

★ **2008 (16/11):** Led the Patriots with four interceptions, tying the highest total by a Patriots safety since Lawyer Milloy had six interceptions in 1998 ... Ranked third on the team with 79 tackles (57 solo), a total that led all Patriots defensive backs ... Finished second on the team with nine passes defended ... Tied for third on the team with 11 special teams tackles ... Played in every game and started the final 11 games of the season at safety after opening-day starter Rodney Harrison was placed on injured reserve ... Collected his first NFL interception at the N.Y. Jets (9/14), picking off a Brett Favre pass ... Played in reserve as the nickel back at San Francisco (10/5) and pulled down his second interception of the season with an acrobatic catch on his back, grabbing a J.T. O'Sullivan pass intended for Delanie Walker ... Made his first regular-season NFL start at San Diego (10/12) ... Started at safety and collected his team-leading third interception of the season, picking off a Jay Cutler pass intended for Darrell Jackson against Denver (10/20) ... Led the secondary with six tackles while starting at strong safety at Indianapolis (11/2) ... Started at strong safety and led the secondary with a career high 11 tackles (7 solo) against the N.Y. Jets (11/13) ... Snared his fourth interception of the season, picking off a Chad Pennington pass intended for Anthony Fasano at Miami (11/23) ... Led the secondary with eight tackles against Pittsburgh (11/30) ... Started at strong safety at Seattle (12/7) and ensured the Patriots' victory with his first career sack and forcing a fumble on a 7-yard sack of Seneca Wallace ... Tied for the team lead in tackles with nine and tied a season high with two passes defended ... Twice stopped Maurice Morris for a 3-yard loss ... Blindsided Matt Leinart on a 12-yard sack, forcing a fumble that was recovered by Jarvis Green, for his second strip-sack in three weeks against Arizona (12/21) ... Started at strong safety and contributed five solo tackles in the Patriots' shutout win over Buffalo (12/28).

★ **2007 (16/0, 3/1):** Played in all 16 regular-season games in his first pro season ... Appeared in his first NFL game in the Patriots' win over the New York Jets (9/9), playing in a reserve role at safety and made his first tackle on Jets wide receiver Justin McCareins ... Made three special teams tackles ... Made three tackles in the Patriots' win over Buffalo (9/23) ... Registered three solo tackles at Cincinnati (10/1), including a takedown of T.J. Houshmandzadeh that

resulted in a 1-yard loss ... Tied for the team lead with two solo special teams tackles at Dallas (10/14) ... Contributed two solo tackles in coverage and one special teams tackle in the Patriots' win at Miami (10/21) ... Made his first career pass defended, batting down Kyle Bolter's downfield attempt intended for Derrick Mason in the Patriots' comeback win at Baltimore (12/3) ... Tied for the team lead with two special teams tackles ... Made two tackles and a pass defended against Miami (12/23) ... Led the team with four special teams tackles while making three tackles in coverage at the New York Giants (12/29) ... Tallied one solo tackle, one special teams tackle and a quarterback hit in the Patriots' win over Jacksonville (1/12) in the AFC Divisional playoffs ... Made four tackles and two special teams tackles against San Diego (1/20) in the AFC Championship Game ... Dropped Darren Sproles after just a 1-yard gain in the open field on a swing pass from Philip Rivers ... Made his first NFL start as the nickel back in Super Bowl XLII (2/3) and made three tackles with a pass defended against the New York Giants.

COLLEGE

Holds the Miami career-record for defensive backs with 293 tackles ... His 182 solo tackles broke the old Miami all-time record for safeties that was held by Bennie Blades (155, 1984-87) ... His 77 solo tackles in 2005 broke the old Miami season-record for safeties that was first set by Daryl Reeh (68 in 1971) ... Became the first defensive back to ever lead the Hurricanes in tackles in a season (115 in 2005) ... Started 21 games at strong safety, six at free safety, two at right cornerback, one at left cornerback and one at nickel back during his career.

PERSONAL

Brandon Meriweather was born January 14, 1984 ... Attended Apopka (Fla.) High School ... Led his school to the Florida Class 6A state championship as a senior in 2001 ... As a kick returner, he scored four times as a senior and played sparingly at quarterback in the school's option offense ... On defense, he registered 115 tackles, six interceptions and four touchdowns ... Played in the Florida-Georgia All-Star game and was named captain of the defense ... Served as Apopka High's team captain ... In addition to football, he lettered in track and basketball ... Participated in the 2008 Salvation Army Holiday Party at Gillette Stadium with nearly 250 children from the Boston and Providence Salvation Army centers ... Was a liberal arts major at Miami ... Brandon has a daughter, Morgan.

★ ★ ★ BRANDON MERIWEATHER ★ ★ ★

Pos: S Ht: 5-11 Wt: 200 Year: 3rd Acq: D1-07 (24th) College: Miami (Fla.) Born: 1/14/84

REGULAR SEASON		TACKLES						INTERCEPTIONS						MISCELLANEOUS				
Year	Team	G/S	TT	UT	A	S	Yds	No	Yds	Avg	Lg	TD	PD	FF	FR	Yds	TD	SpT
2007	Patriots	16/0	16	13	3	0.0	0.0	0	0	0.0	0	0	3	0	0	0	0	18
2008	Patriots	16/11	79	57	22	2.0	19.0	4	25	6.3	19	0	9	2	0	0	0	11
Totals-2 years		32/11	95	70	25	2.0	19.0	4	25	6.3	19	0	12	2	0	0	0	29
POSTSEASON		TACKLES						INTERCEPTIONS						MISCELLANEOUS				
Year	Team	G/S	TT	UT	A	S	Yds	No	Yds	Avg	Lg	TD	PD	FF	FR	Yds	TD	SpT
2007	Patriots	3/1	8	6	2	0.0	0.0	0	0	0.0	0	0	1	0	0	0	0	2
Totals-1 year		3/1	8	6	2	0.0	0.0	0	0	0.0	0	0	1	0	0	0	0	2

★ ★ ★ ★ ★ MERIWEATHER'S CAREER GAME-BY-GAME ★ ★ ★ ★ ★																
2007	Opponent	P/S	TT	UT	A	S	Yds	I	Yds	PD	FF	FR	SpT	W/L	Score	
09/09	at N.Y. Jets	p	1	1	0	-	-	-	-	-	-	-	3	W	38-14	
09/16	San Diego	p	1	1	0	-	-	-	-	-	-	-	1	W	38-14	
09/23	Buffalo	p	3	1	2	-	-	-	-	-	-	-	-	W	38-7	
10/01	at Cincinnati	p	3	3	0	-	-	-	-	-	-	-	1	W	34-13	
10/07	Cleveland	p	0	0	0	-	-	-	-	-	-	-	1	W	34-17	
10/14	at Dallas	p	0	0	0	-	-	-	-	-	-	-	2	W	48-27	
10/21	at Miami	p	2	2	0	-	-	-	-	-	-	-	1	W	49-28	
10/28	Washington	p	0	0	0	-	-	-	-	-	-	-	-	W	52-7	
11/04	at Indianapolis	p	0	0	0	-	-	-	-	-	-	-	1	W	24-20	
11/18	at Buffalo	p	1	1	0	-	-	-	-	-	-	-	1	W	56-10	
11/25	Philadelphia	p	0	0	0	-	-	-	-	-	-	-	-	W	31-28	
12/03	at Baltimore	p	0	0	0	-	-	-	1	-	-	-	2	W	27-24	
12/09	Pittsburgh	p	0	0	0	-	-	-	-	-	-	-	-	W	34-13	
12/16	N.Y. Jets	p	0	0	0	-	-	-	1	-	-	-	1	W	20-10	
12/23	Miami	p	2	2	0	-	-	-	-	-	-	-	-	W	28-7	
12/29	at N.Y. Giants	p	3	2	1	-	-	-	-	-	-	-	4	W	39-35	
2007 Totals			16/10	16	13	3	0.0	0.0	0	3	0	0	18		18-0	
01/12	Jacksonville	p	1	1	0	-	-	-	-	-	-	-	-	W	31-20	
01/20	San Diego	p	4	2	2	-	-	-	-	-	-	-	1	W	21-12	
02/03	N.Y. Giants	s	3	3	0	-	-	-	-	1	-	-	-	L	14-17	
2007 Postseason	3/1		8	6	2	0	0	0	0	1	0	0	2		2-1	

2008	Opponent	P/S	TT	UT	A	S	Yds	I	Yds	PD	FF	FR	SpT	W/L	Score	
09/07	Kansas City	p	5	3	2	-	-	-	-	-	-	-	-	W	17-10	
09/14	at N.Y. Jets	p	1	1	0	-	-	-	1	6	1	-	-	-	W	19-10
09/21	Miami	p	5	5	0	-	-	-	-	-	-	-	-	L	13-38	
10/05	at San Francisco	p	2	2	0	-	-	-	1	0	1	-	-	W	30-21	
10/12	at San Diego	s	2	2	0	-	-	-	-	1	-	-	-	-	L	10-30
10/20	Denver	p	2	1	1	-	-	-	1	-	-	-	2	W	41-7	
10/26	St. Louis	s	6	3	3	-	-	-	-	-	-	-	-	W	23-16	
11/02	at Indianapolis	s	6	4	2	-	-	-	-	-	-	-	1	L	15-18	
11/09	Buffalo	s	2	1	1	-	-	-	-	-	-	-	-	W	20-10	
11/13	N.Y. Jets	s	11	7	4	-	-	-	-	-	-	-	1	Lot	31-34	
11/23	at Miami	s	5	4	1	-	-	-	1	19	1	-	-	W	48-28	
11/30	Pittsburgh	s	8	5	3	-	-	-	-	-	-	-	1	L	10-33	
12/07	at Seattle	s	9	6	3	1.0	7.0	-	-	2	1	-	1	W	24-21	
12/14	at Oakland	s	6	5	1	-	-	-	-	-	-	-	1	W	49-26	
12/21	Arizona	s	4	3	1	1.0	12.0	-	-	1	1	-	1	W	47-7	
12/29	at Buffalo	s	5	5	0	-	-	-	-	-	-	-	-	W	13-0	
2008 Totals			16/11	79	57	22	2.0	19.0	4	25	9	2	0	11	11-5	





#34

Sammy MORRIS

50 SEASONS

HT: **6-0** WT: **220 lbs**
 Born: **3/23/77**
 Exp. (NFL/Patriots): **10/3**
 GP/GS (Playoffs): **113/32 (0/0)**
 Acq: **UFA (MIA)-07**
 College: **Texas Tech**
 Hometown: **San Antonio, Texas**

RUNNING BACK

CAREER TRANSACTIONS

Sammy Morris was signed by the Patriots as an unrestricted free agent on March 3, 2007 ... Originally was a fifth-round draft choice (156th overall) by the Buffalo Bills in the 2000 NFL Draft ... Signed by the Miami Dolphins as an unrestricted free agent on (3/12/04) ... Re-signed by the Dolphins (4/3/06) ... Placed on injured reserve with a chest injury (11/2/07).

CAREER HIGHLIGHTS


- ★ Morris enters 2009 with 615 career rushes for 2,580 yards and 24 touchdowns and has also totaled 135 receptions for 988 yards and one touchdown.
- ★ In 2008, Morris averaged 4.66 yards per carry, the second best total for a Patriots leading rusher in the last 20 years and the seventh-best such total in team history.
- ★ Morris led the Patriots in 2008 with a career-high 727 rushing yards and a career-high seven rushing touchdowns.
- ★ In 2008, Morris was a part of the best rushing season for the Patriots in more than 20 years in terms of total team rushing yards, rushing touchdowns and average yards per carry.
- ★ Morris finished the 2008 season with 888 total yards from scrimmage (727 rushing, 161 receiving), a total that ranked fourth on the team behind Wes Welker, Randy Moss and Kevin Faulk.
- ★ Morris had back-to-back 100-yard rushing games in his first season with New England in 2007, tallying 117 yards on Monday Night Football at Cincinnati (10/1) and following that up with a 102-yard performance less than a week later against Cleveland (10/7).
- ★ In three seasons with Miami (2004-06), Morris started 14 of 41 games and rushed for a total of 1,081 yards and eight touchdowns on 240 carries. He also had 51 receptions for 340 yards as a Dolphin.
- ★ Morris enters 2009 with 106 career special teams tackles. He led the Buffalo Bills in special teams tackles

for two seasons, totaling a career-best 31 in 2002 and finishing the season with 28 while serving as Buffalo's special teams captain in 2001. He also led the Dolphins with 16 special teams stops in 2005.

- ★ Morris finished the 2006 season with a then career-best 4.3 yards per carry, totaling 400 yards on 92 rushes, including a career-long 55-yard run.
- ★ Morris set what were then single-game career highs while playing for Miami against the Patriots on Dec. 10, 2006. In that game, he started at running back and ran for a career-high 123 yards on a career-high 25 carries.
- ★ Morris had a solid ending to the 2006 season, when he started four times in the final six games and ran for 365 yards on 77 carries (4.7 avg) in those final six contests.
- ★ As a rookie in 2000, Morris led all Buffalo running backs with 37 receptions for 268 yards and a touchdown. He also added 341 rushing yards on 93 carries that season.

SEASONAL REVIEWS

- ★ **2008 (13/7):** Led the Patriots with a career-high 727 rushing yards, topping his previous best of 523 yards with



EXTRA POINTS

- ★ During the week of Super Bowl XLIII in early 2009, Sammy visited troops in Kuwait and Iraq. He chronicled his journey and his interactions with service members stationed in the region with an internet diary posted on NFL.com.
- ★ Sammy was selected by his teammates as the 2008 winner of the Patriots' Ed Block Courage Award after returning from a season-ending injury in 2007 to lead the Patriots in rushing in 2008.

Miami in 2004 ... Also led the team with a career-high seven rushing touchdowns, topping his previous career best of six with Miami in 2004 ... Was a part of the best team rushing season for the Patriots in more than 20 years, totaling 2,278 rushing yards (sixth in team history and the most since 1985), 21 rushing touchdowns (tied for fourth in team history and the most since 1981) and an average of 4.4 yards per carry (fifth in team history and the best since 1983) ... Averaged 4.66 yards per carry, the second best total for a Patriots leading rusher in the last 20 years and the seventh-best such total in team history ... Led the team in rushing yards in eight games (vs. KC, at SF, at SD, vs. DEN, at SEA, at OAK, vs. ARI, at BUF) ... Averaged 112 yards from scrimmage in the Patriots' final three games of the season ... Selected as the Patriots' winner of the Ed Block Courage Award ... Tallied single-game career highs in rushing yards (138) and rushing yards per carry average (8.6) against Denver (10/20) ... Tallied 10 carries for 53 yards and a rushing touchdown while also making five catches for 34 yards out of the backfield against Kansas City (9/7) ... Put in his second rushing touchdown in as many games with a 1-yard scoring strike at the N.Y. Jets (9/14) ... Set a single-game career high with 49 receiving yards out of the backfield with four catches at San Diego (10/12) and tallied his third rushing touchdown of the season on a 1-yard score ... Started at running back and tallied a single-game career best 138 rushing yards on 16 carries against Denver (10/20) and broke the 100-yard rushing mark early, totaling exactly 100 yards on his first nine carries of the game ... Scored his fourth rushing touchdown of the season on a 4-yard run ... Tallied a team high 10 carries for 45 yards and one rushing touchdown against Pittsburgh (11/30) ... Plunged over left guard from two yards out for his fifth rushing touchdown of the season ... Started at running back and led the team with 11 carries for 36 yards and one rushing touchdown at Seattle (12/7) ... Punched in what would prove to be the game-winning touchdown on a 2-yard run for his sixth rushing touchdown of the season ... Started at running back and recorded his second 100-yard rushing game of the season at Oakland (12/14), registering 117 yards rushing on 14 carries and one touchdown ... Dodged through a hole over right guard and broke off a 29-yard rushing touchdown ... Part of a Patriots rushing attack that gained 277 total yards, the team's highest single-game output since 1985 ... Started at running back against Arizona (12/21) and made 15 carries for 88 yards and hauling in two passes for 45 yards ... Grabbed a season long 42-yard reception, setting up a LaMont Jordan touchdown run ... Started at running back at Buffalo (12/28) and notched a team-leading 24 rushes for 85 yards.

★ **2007 (6/2, 0/0):** Played in six games, making two starts at running back before being placed on injured reserve Nov. 2, 2007 with a chest injury ... Made his Patriots debut while making 11 rushing attempts for 54 yards in a reserve role out of the backfield at the New York Jets (9/9) ... Made one special teams tackle ... Accounted for a bulk of the Patriots running attack with 51 yards on 10 carries and one touchdown in the Patriots' win over San Diego (9/16) ... Helped to ice the victory with his first touchdown in a Patriots' uniform with a 3-yard touchdown run ... Took in his second rushing touchdown in as many games on a 4-yard run in a win over Buffalo (9/23) ... Compiled the second 100-yard rushing game of his career, going for 117 yards on 21 carries and one touchdown in the Patriots' victory at Cincinnati (10/1) ... Tallied his third touchdown in as many games finishing off a 7-yard rush ... Broke off a season-long 49-yard run over right guard that set up a Mike Vrabel touchdown reception ... Made his first start at running back in a Patriots uniform and chewed up the field for his second straight 100-yard rushing performance and the third of his eight-year career by biting off 102 yards on 21 carries versus Cleveland (10/7) ... Extended the Patriots' streak of 100-yard rushing games to three ...

Converted a key fourth and one from the Patriots' 29-yard line that set up a Benjamin Watson 25-yard touchdown reception ... Started at running back and registered 10 carries for 14 yards before being injured at Dallas (10/14).

★ **2006 (12/4 – Miami):** Finished second on the Dolphins in rushing with 92 rushes for 400 yards and one touchdown ... Added 21 catches for 162 yards ... Tied for third on the team with eight special teams tackles ... Led the Dolphins in rushing four times and in receptions once ... Started at running back four times (including three games in place of the injured Ronnie Brown) ... In those three starts when Brown was inactive he rushed for 241 yards on 57 carries ... Had one rush for five yards and added one reception for 44 yards against Green Bay (10/22) ... The 44-yard catch was the longest reception of his career, surpassing his previous long reception of 24 yards, accomplished three previous times ... Played extensively following a hand injury to Ronnie Brown against Detroit (11/23) and responded by leading the Dolphins in rushing with 12 carries for 91 yards, including a career-long 55-yard run ... His 91 yards at the time tied his single game career high, which he first attained at Buffalo (10/17/04) ... His 55-yard run surpassed his previous career best, a 35-yard touchdown run at Baltimore (1/2/05) ... Led the Dolphins in rushing with 25 carries for 123 yards and one touchdown against New England (12/10) ... His 123 yards rushing was his single game career high and his first career 100-yard game, surpassing his previous best of 91 yards, which he accomplished twice previously ... Registered a 44-yard run, the second longest run of his career ... Led the Dolphins in rushing and receptions with 20 carries for 71 yards and five catches for 12 yards against Buffalo (12/17) ... His five receptions at the time tied for the second highest single-game total of his career.

★ **2005 (16/2 – Miami):** Played in all 16 games, including two starts ... Rushed for 58 yards and a touchdown on 16 attempts and caught eight passes for 54 yards ... Led team with 16 special teams tackles, where he also forced a fumble ... Rushed for 14 yards on two carries in opener, including a nine-yard touchdown run in the fourth quarter that gave the Dolphins a 20-3 lead in their 34-10 victory over Denver (9/11) ... Posted four special teams tackles and a forced fumble in the 23-21 win over San Diego (12/11) ... Stripped the ball from Darren Sproles on a kickoff return in the third quarter, as Olindo Mare recovered the fumble at the Chargers' 24, leading to a Dolphins touchdown.

★ **2004 (13/8 – Miami):** Started eight of the 13 games in which he played, serving primarily as a running back, backup fullback and special teamer ... Injuries thrust him into the starting lineup at running back for much of the year ... Led team with career-high figures of 523 yards rushing and six touchdowns on 132 attempts ... Average per rush attempt of 4.0 also was the best of his NFL career ... Added 22 receptions for 124 yards and one kickoff return for 27 yards ... Moved into starting spot at halfback against Buffalo (10/17), his first start since the 2001 season. Responded with a then career-high 91 yards rushing on 18 attempts, while also catching two passes for 28 yards ... Compiled 83 yards rushing on a career-high 28 attempts, including an eight-yard touchdown run in the first quarter against St. Louis (10/24) ... Scored from two yards out and one yard away against New England (12/20), marking the first time in his career he recorded two rushing touchdowns in a game. His one-yard run with 2:07 to play in the game brought the Dolphins to within five points of the lead at 28-23 in a game they would go on to win, 29-28 ...

★ ★ ★ HONORS & AWARDS ★ ★ ★

2008
Ed Block Courage Award
USA Today's All-Joe Team

★ MORRIS' SINGLE GAME CAREER HIGHS ★			
Regular Season			
Rushing			
Attempts:	25	vs. New England	(12/10/06)
Yards:	138	vs. Denver	(10/20/08)
Avg. (min. 10 att.):	8.6	vs. Denver	(10/20/08)
Long:	55	at Detroit	(11/23/06)
Touchdowns:	2	vs. New England	(12/20/04)
Receiving			
Receptions:	6	vs. New England	(12/20/04)
Yards:	49	at San Diego	(10/12/08)
Long:	44	vs. Green Bay	(10/22/06)
Touchdowns:	1	at Minnesota	(10/22/00)

Recorded career-high figures of six receptions for 46 yards ... Concluded the season with 89 rushing yards and a touchdown on 12 carries for a season-best 7.4-yard average per rush attempt against Baltimore (1/2). ... The touchdown run came on a then career-long 35-yard jaunt.

★ **2003 (9/0 – Buffalo):** Played in nine games, all in a reserve role with the Bills ... Was inactive for seven contests ... Rushed for 70 yards and a touchdown on 19 carries and caught 14 passes for 100 yards ... Added six kickoff returns for a 24.3-yard average with a long of 52 and nine tackles on special teams ... Scored his lone touchdown of the year on a seven-yard run against Indianapolis (11/23) ... Caught a season-high three passes for 23 yards and tallied three steps on special teams.

★ **2002 (16/0 – Buffalo):** Played in all 16 games in a reserve role ... Served as Buffalo's special teams captain for the second consecutive year ... Rushed for five yards on two attempts and registered three receptions for 48 yards ... Led the Bills' special teams with 31 tackles ... Collected a season-high five special teams tackles against Denver (9/22).

★ **2001 (16/1 – Buffalo):** Played in all 16 games, including one start ... Rushed for 72 yards on 20 carries and had seven receptions for 36 yards ... Served as a captain on special teams and led that unit with 28 tackles ... Started his only game of the season at running back and rushed the ball twice for four yards against the N.Y. Jets (10/7) ... Rushed for a season-high 28 yards on five carries against the N.Y. Jets (12/30).

★ **2000 (12/8 – Buffalo):** Played in 12 games, including eight starts in his rookie season ... Rushed for 341 yards and five touchdowns on 93 attempts ... Caught 37 passes for 268 yards and a score ... Contributed 11 tackles on special teams ... Rushing total ranked third on the team, while his reception

figure was fourth on the club and tops among running backs ... Collected his first NFL start and rushed for nine yards on three carries and caught three passes for 11 yards against the N.Y. Jets (9/17) ... Scored his first career NFL touchdown on a three-yard run against Miami (10/8) ... That began a stretch of four straight games in which he had a touchdown run, the second-longest such streak by a rookie in Bills history, trailing only the five-game streak by Joe Cribbs in 1980 ... Amassed a season-high 60 rushing yards on eight attempts, including a 32-yard scoring run against San Diego (10/15) ... Had a pair of scores against the Vikings (10/22), when he ran for a one-yard touchdown and caught an 18-yard touchdown pass.

COLLEGE

Played two seasons at Texas Tech (1996, 1999) ... Played in nine games as a senior when he served as team captain ... Was second on the team that year with 562 yards rushing and three touchdowns on 140 carries ... Tallied 23 receptions for 386 yards and two touchdowns ... Sat out his entire junior season because of NCAA ineligibility ... Was named to the Big 12 Commissioner's Honor Roll for the fall semester ... Earned the team's Clint Ramsey Academic Effort Award following the season ... Appeared in the first eight games of his redshirt freshman season of 1996 and rushed for 226 yards and four touchdowns on 29 attempts.

PERSONAL

Samuel Morris III was born March 23, 1977 in San Antonio, Texas ... Attended John Jay High School in San Antonio, where he was named the San Antonio Offensive Player of the Year by the *Express-News* and the District 28-5A MVP as a senior ... Played both quarterback and running back during his prep career ... Was very active in the community during his tenure in Buffalo ... All four seasons, served as a spokesperson for "Hit the Books" summer reading program in which he visited libraries throughout western New York in July to help promote literacy ... Also was active with "Athletes in Action" and many holiday functions sponsored by the Bills ... Sammy's father, Samuel Morris II, was a staff sergeant in the Air Force ... His brother, Brien Morris, is a staff sergeant in the Air Force stationed in Texas ... Supporter of the Tufts Floating Hospital for Children in Boston ... In November 2008, helped pass out Thanksgiving food baskets at Morgan Memorial Goodwill Industries in Boston ... Majored in communications ... Sammy and his wife Leslie have two daughters, Kiera and Jadyn, and a son, Sammy IV.

★ ★ ★ ★ SAMMY MORRIS ★ ★ ★ ★																							
Pos: RB		Ht: 6-0	Wt: 220		Year: 10th		Acq: UFA(MIA)-07		College: Texas Tech		Born: 3/23/77												
REGULAR SEASON			RUSHING					RECEIVING					KICK RETURNS					PUNT RETURNS					
Year	Team	G/S	No	Yds	Avg	Lg	TD	No	Yds	Avg	Lg	TD	No	Yds	Avg	Lg	TD	No	FC	Yds	Avg	Lg	TD
2000	Bills	12/8	93	341	3.7	32t	5	37	268	7.2	24	1	1	17	17.0	17	0	0	0	0	0	0	0
2001	Bills	16/1	20	72	3.6	10	0	7	36	5.1	11	0	0	0	0.0	0	0	0	0	0	0	0	0
2002	Bills	16/0	2	5	2.5	5	0	3	48	16.0	18	0	1	0	0.0	0	0	0	0	0	0	0	0
2003	Bills	9/0	19	70	3.7	12	1	14	100	7.1	24	0	6	146	24.3	52	0	0	0	0	0	0	0
2004	Dolphins	13/8	132	523	4.0	35t	6	22	124	5.6	24	0	1	27	27.0	27	0	0	0	0	0	0	0
2005	Dolphins	16/2	16	58	3.6	9t	1	8	54	6.8	18	0	0	0	0.0	0	0	0	0	0	0	0	0
2006	Dolphins	12/4	92	400	4.3	55	1	21	162	7.7	44	0	0	0	0.0	0	0	0	0	0	0	0	0
2007	Patriots	6/2	85	384	4.5	49	3	6	35	5.8	18	0	0	0	0.0	0	0	0	0	0	0	0	0
2008	Patriots	13/7	156	727	4.7	35	7	17	161	9.5	42	0	2	37	18.5	24	0	0	0	0	0	0	0
Totals-9 years		113/32	615	2580	4.2	55	24	135	988	7.3	44	1	11	227	20.6	52	0	0	0	0	0	0	0
Additional Statistics: Special Teams Tackles: Career (106); 2007 (1), 2006 (8), 2005 (16), 2004 (2), 2003 (9), 2002 (31), 2001 (28); 2000 (11).																							
POSTSEASON			RUSHING					RECEIVING					KICK RETURNS					PUNT RETURNS					
Year	Team	G/S	No	Yds	Avg	Lg	TD	No	Yds	Avg	Lg	TD	No	Yds	Avg	Lg	TD	No	FC	Yds	Avg	Lg	TD
2007	Patriots	0/0						Injured Reserve															
Totals-1 year		0/0	0	0	0.0	0	0	0	0	0.0	0	0	0	0	0.0	0	0	0	0	0	0.0	0	0

		MORRIS' CAREER GAME-BY-GAME																							
2000	Opponent	P/S	Rushing					Receiving					Kick Returns					Punt Returns							
			Yds	Avg	Lg	TD	No	Yds	Avg	Lg	TD	No	Yds	Avg	Lg	TD	No	FC	Yds	Avg	Lg	TD			
09/03	Tennessee	p	2	11	5.5	7	0	1	14	14.0	14	0	-	-	-	-	-	-	-	-	-	-	-		
09/10	Green Bay	p	2	6	3.0	5	0	0	0	-	-	0	-	-	-	-	-	-	-	-	-	-			
09/17	at N.Y. Jets	s	3	9	3.0	3	0	3	11	3.7	6	0	1	17	17	17	0	-	-	-	-	-			
10/01	Indianapolis	s	4	28	7.0	15	0	4	44	11.0	20	0	-	-	-	-	-	-	-	-	-	-			
10/08	at Miami	s	5	17	3.4	6	1	2	6	3.0	5	0	-	-	-	-	-	-	-	-	-	-			
10/15	San Diego	s	8	60	7.5	32	1	3	4	1.3	5	0	-	-	-	-	-	-	-	-	-	-			
10/22	at Minnesota	s	14	31	2.2	6	1	4	39	9.8	18	1	-	-	-	-	-	-	-	-	-	-			
10/29	N.Y. Jets	s	19	54	2.8	16	1	5	39	7.8	13	0	-	-	-	-	-	-	-	-	-	-			
11/05	at New England	s	10	45	4.5	20	0	4	41	10.3	20	0	-	-	-	-	-	-	-	-	-	-			
11/12	Chicago	s	10	30	3.0	9	0	4	32	8.0	24	0	-	-	-	-	-	-	-	-	-	-			
11/19	at Kansas City		Inactive						Inactive					Inactive					Inactive						
11/26	at Tampa Bay		Inactive						Inactive					Inactive					Inactive						
12/03	Miami		Inactive						Inactive					Inactive					Inactive						
12/11	at Indianapolis	s	5	7	1.4	3	1	4	27	6.8	9	0	-	-	-	-	-	-	-	-	-	-			
12/17	New England	p	11	43	3.9	13	0	3	11	3.7	4	0	-	-	-	-	-	-	-	-	-	-			
12/23	at Seattle		Inactive						Inactive					Inactive					Inactive						
2000 Totals			12/8	93	341	3.7	32	5	37	268	7.2	24	1	1	17	17.0	17	0	0	0	0	0	0		
2001	Opponent	P/S	Rushing					Receiving					Kick Returns					Punt Returns							
			Yds	Avg	Lg	TD	No	Yds	Avg	Lg	TD	No	Yds	Avg	Lg	TD	No	FC	Yds	Avg	Lg	TD			
09/09	New Orleans	p	1	2	2.0	2	0	3	1	0.3	4	0	-	-	-	-	-	-	-	-	-	-			
09/23	at Indianapolis	p	0	0	-	-	0	1	11	11.0	11	0	-	-	-	-	-	-	-	-	-	-			
09/30	Pittsburgh	p	0	0	-	-	0	0	0	-	-	0	-	-	-	-	-	-	-	-	-	-			
10/07	N.Y. Jets	s	2	4	2.0	3	0	0	0	-	-	0	-	-	-	-	-	-	-	-	-	-			
10/18	at Jacksonville	p	0	0	-	-	0	0	0	-	-	0	-	-	-	-	-	-	-	-	-	-			
10/28	at San Diego	p	1	4	4.0	4	0	0	0	-	-	0	-	-	-	-	-	-	-	-	-	-			
11/04	Indianapolis	p	0	0	-	-	0	0	0	-	-	0	-	-	-	-	-	-	-	-	-	-			
11/11	at New England	p	0	0	-	-	0	0	0	-	-	0	-	-	-	-	-	-	-	-	-	-			
11/18	Seattle	p	2	13	6.5	9	0	1	11	11.0	11	0	-	-	-	-	-	-	-	-	-	-			
11/25	Miami	p	1	0	0.0	0	0	1	5	5.0	5	0	-	-	-	-	-	-	-	-	-	-			
12/02	at San Francisco	p	2	6	3.0	5	0	0	0	-	-	0	-	-	-	-	-	-	-	-	-	-			
12/09	Carolina	p	2	4	2.0	3	0	0	0	-	-	0	-	-	-	-	-	-	-	-	-	-			
12/16	New England	p	0	0	-	-	0	1	8	8.0	8	0	-	-	-	-	-	-	-	-	-	-			
12/23	at Atlanta	p	2	2	1.0	2	0	0	0	-	-	0	-	-	-	-	-	-	-	-	-	-			
12/30	at N.Y. Jets	p	5	28	5.6	10	0	0	0	-	-	0	-	-	-	-	-	-	-	-	-	-			
01/06	at Miami	p	2	9	4.5	9	0	0	0	-	-	0	-	-	-	-	-	-	-	-	-	-			
2001 Totals			16/1	20	72	3.6	10	0	7	36	5.1	11	0	0	0	0	0	0	0	0	0	0	0		
2002	Opponent	P/S	Rushing					Receiving					Kick Returns					Punt Returns							
			Yds	Avg	Lg	TD	No	Yds	Avg	Lg	TD	No	Yds	Avg	Lg	TD	No	FC	Yds	Avg	Lg	TD			
09/08	N.Y. Jets	p	0	0	-	-	0	0	0	-	-	0	-	-	-	-	-	-	-	-	-	-	-		
09/15	at Minnesota	p	0	0	-	-	0	0	0	-	-	0	-	-	-	-	-	-	-	-	-	-			
09/22	at Denver	p	0	0	-	-	0	0	0	-	-	0	-	-	-	-	-	-	-	-	-	-			
09/29	Chicago	p	0	0	-	-	0	0	0	-	-	0	-	-	-	-	-	-	-	-	-	-			
10/06	Oakland	p	0	0	-	-	0	0	0	-	-	0	-	-	-	-	-	-	-	-	-	-			
10/13	at Houston	p	0	0	-	-	0	0	0	-	-	0	-	-	-	-	-	-	-	-	-	-			
10/20	at Miami	p	0	0	-	-	0	0	0	-	-	0	-	-	-	-	-	-	-	-	-	-			
10/27	Detroit	p	0	0	-	-	0	1	16	16.0	16	0	-	-	-	-	-	-	-	-	-	-			
11/03	New England	p	0	0	-	-	0	2	32	16.0	18	0	-	-	-	-	-	-	-	-	-	-			
11/17	at Kansas City	p	0	0	-	-	0	0	0	-	-	0	-	-	-	-	-	-	-	-	-	-			
11/24	at N.Y. Jets	p	1	5	5.0	5	0	0	0	-	-	0	-	-	-	-	-	-	-	-	-	-			
12/01	Miami	p	0	0	-	-	0	0	0	-	-	0	-	-	-	-	-	-	-	-	-	-			
12/08	at New England	p	0	0	-	-	0	0	0	-	-	0	-	-	-	-	-	-	-	-	-	-			
12/15	San Diego	p	0	0	-	-	0	0	0	-	-	0	-	-	-	-	-	-	-	-	-	-			
12/22	at Green Bay	p	1	0	0.0	0	0	0	0	-	-	0	-	-	-	-	-	-	-	-	-	-			
12/29	Cincinnati	p	0	0	-	-	0	0	0	-	-	0	-	1	0	0	0	0	-	-	-	-			
2002 Totals			16/0	2	5	2.5	5	0	3	48	16.0	18	0	1	0	0.0	0	0	0	0	0	0	0		
2003	Opponent	P/S	Rushing					Receiving					Kick Returns					Punt Returns							
			Yds	Avg	Lg	TD	No	Yds	Avg	Lg	TD	No	Yds	Avg	Lg	TD	No	FC	Yds	Avg	Lg	TD			
09/07	New England	p	2	14	7.0	10	0	2	25	12.5	24	0	1	20	20	20	0	-	-	-	-	-	-		
09/14	at Jacksonville	p	1	-2	-2.0	-2	0	0	0	-	-	0	2	74	37	52	0	-	-	-	-	-	-		
09/21	at Miami		Inactive						Inactive					Inactive					Inactive						
09/28	Philadelphia		Inactive						Inactive					Inactive					Inactive						
10/05	Cincinnati		Inactive						Inactive					Inactive					Inactive						
10/12	at N.Y. Jets		Inactive						Inactive					Inactive					Inactive						
10/19	Washington		Inactive						Inactive					Inactive					Inactive						
10/26	at Kansas City	p	3	9	3.0	5	0	1	7	7.0	7	0	-	-	-	-	-	-	-	-	-	-			
11/09	at Dallas	p	3	12	4.0	12	0	2	14	7.0	18	0	-	-	-	-	-	-	-	-	-	-			
11/16	Houston	p	2	10	5.0	5	0	1	4	4.0	4	0	-	-	-	-	-	-	-	-	-	-			
11/23	Indianapolis	p	1	7	7.0	7	1	3	23	7.7	14	0	1	20	20	20	0	-	-	-	-	-			
11/30	at N.Y. Giants		Inactive						Inactive					Inactive					Inactive						
12/07	N.Y. Jets		Inactive						Inactive					Inactive					Inactive						
12/14	at Tennessee	p	1	1	1.0	1	0	3	13	4.3	11	0	-	-	-	-	-	-	-	-	-	-			
12/21	Miami	p	2	2	1.0	6	0	1	6	6.0	6	0	-	-	-	-	-	-	-	-	-	-			
12/27	at New England	p	4	17	4.3	7	0	1	8	8.0	8	0	2	32	16	16	0	-	-	-	-	-			
2003 Totals			9/0	19	70	3.7	12	1	14	100	7.1	24	0	6	146	24.3	52	0	0	0	0	0	0		
2004	Opponent	P/S	Rushing					Receiving					Kick Returns					Punt Returns							
			Yds	Avg	Lg	TD	No	Yds	Avg	Lg	TD	No	Yds	Avg	Lg	TD	No	FC	Yds	Avg	Lg	TD			
09/11	Tennessee	p	1	2	2.0	2	0	1	6	6.0	6	0	-	-	-	-	-	-	-	-	-	-	-		
09/19	at Cincinnati	p	0	0	-	-	0	0	0	-	-	0	-	-	-	-	-	-	-	-	-	-	-		

★ ★ ★ ★ ★

MORRIS' CAREER GAME-BY-GAME

★ ★ ★ ★ ★

[illegible]

Morris





#81

Randy MOSS

HT: **6-4** WT: **210 lbs**
 Born: **2/13/77**
 Exp. (NFL/Patriots): **12/3**
 GP/GS (Playoffs): **170/164 (11/11)**
 Acq: **TR (OAK)-07**
 College: **Marshall**
 Hometown: **Rand, W.V.**
PRO BOWLS.

WIDE RECEIVER

98
99
00
02
03
07

CAREER TRANSACTIONS

Randy Moss was acquired by the Patriots from the Oakland Raiders on April 29, 2007 in exchange for a fourth-round selection in the 2007 NFL Draft (110th overall – DB John Bowie) ... Originally drafted by the Minnesota Vikings in the first round of the 1998 NFL Draft (21st overall) ... Traded by Minnesota to the Oakland Raiders on March 2, 2005 in exchange for linebacker Napoleon Harris, a first-round selection in the 2005 NFL Draft (seventh overall – WR Troy Williamson) and a seventh-round selection in the 2005 NFL Draft (219th overall – DB Adrian Ward) ... Re-signed by the Patriots (3/3/08).

CAREER HIGHLIGHTS

- ★ Over his 11 NFL seasons, Moss has totaled 135 touchdown receptions on 843 career catches. His rate of one touchdown for every 6.24 receptions is the best in NFL history, surpassing Lance Alworth's rate of one touchdown every 6.38 receptions.
- ★ Moss's 135 career touchdown receptions rank third in NFL history entering the 2009 season, trailing only Jerry Rice (197) and Terrell Owens (139).
- ★ Entering 2009, Moss ranks second in NFL history in receiving yards per game (77.7), 100-yard receiving games (59), games with two or more touchdown catches (32) and 1,000-yard receiving seasons (9).
- ★ Moss enters the 2009 season ranked ninth all-time with 13,201 career receiving yards and places 11th all-time with 843 career receptions.
- ★ Since joining the Patriots prior to the 2007 season, Moss has caught 34 touchdown passes, a total that leads the NFL over that span.
- ★ In 2007, Moss caught an NFL-record 23 touchdown passes, surpassing Jerry Rice's previous record of 22 in 1987. Moss's contributions were a key part of the Patriots' setting several NFL single-season records, including most points in a season (589) and most touchdowns in a season (75) en route to completing the NFL's first 16-0 regular season and tying the league's all-time record with 18 total victories.
- ★ Moss set a Patriots franchise record with 1,493 receiving yards in 2007, topping Stanley Morgan's previous mark of 1,491 yards in 1986. Moss also set team records for receiving touchdowns (23), overall touchdowns (23) and points scored by a non-kicker (138). His 98 receptions in 2007 ranked third on the franchise's all-time list.
- ★ On Nov. 18, 2007, Moss caught four touchdown passes against Buffalo, setting a new career high and a new team record for most scoring catches in a game. All of his four touchdowns came in the first half, tying the NFL record for most touchdown catches before halftime and becoming the first player since Roy Green in 1983 to achieve the feat.
- ★ Through two years in New England, Moss already owns two of the top three single-season touchdown reception totals in franchise history. His 23 touchdown catches in 2007 are the most in team history, while his 11 scoring grabs in 2008 rank third.

- ★ Moss led the AFC with 11 touchdown catches in 2008, a total that tied for third in the NFL.
- ★ Moss tallied 1,008 yards on 69 receptions in 2008, recording his second 1,000-yard season in as many years with the Patriots.
- ★ Moss has recorded nine seasons with 1,000 or more receiving yards and has caught 10 or more touchdown passes in eight seasons. The Marshall product is the only player in NFL history to record 1,000 or more receiving yards in each of his first six NFL seasons.
- ★ Moss was named to the Associated Press All-Pro Team following the 1998, 2000, 2003 and 2007 seasons and has earned six career Pro Bowl selections (1998, 1999, 2000, 2002, 2003, 2007).
- ★ Moss was named AFC Player of the Month for November 2007, totaling 24 receptions for 316 yards and five touchdowns in three games during the month.
- ★ Moss caught his 100th career touchdown pass while playing in his 132nd career game (10/8/06). Moss and Jerry Rice (100 touchdowns in 120 games) are the only two players in NFL history to record 100 touchdown receptions in fewer than 140 NFL games.
- ★ Moss enters the 2009 season having recorded 59 games with 100 or more receiving yards, second highest total in NFL history (trailing only Jerry Rice's 76).
- ★ Moss surpassed the 10,000 receiving yard plateau for his career at Denver (12/24/05), becoming the 25th player in NFL history to achieve the milestone.
- ★ Moss enters 2009 having caught at least one pass in 164 of his 170 career regular season games played and in 176 of 181 games including playoffs.
- ★ Moss was named the Most Outstanding Player of the 2002 Pro Bowl after setting records for catches (nine) and receiving yards (212) in the game along with scoring the final touchdown of the day in a 51-31 win by the NFC.
- ★ Moss led the NFL in receiving touchdowns in 1998, 2000, 2003 and 2007. He led the NFC in receiving yards in 1999



EXTRA POINTS ★

- ★ Randy's business interests include several franchises of Inta Juice, a Colorado-based juice bar chain, and Moss Motorsports LLC, a NASCAR team that competes in the Craftsman Truck Series.
- ★ In the Spring of 2008, Randy was honored with a limited-edition envelope produced by the U.S. Postal Service and distributed at post offices in Charleston, W.Va. The envelope was unveiled at a ceremony during which Randy was honored for his commitment to the children of his home state.

(1,413) and 2002 (1,347). He led the NFC in receptions in 2002 (106) and ranked second in 2003 (111).

- ★ Moss has caught three or more touchdown passes in a game seven times, including a career-high four scoring catches at Buffalo on Nov. 18, 2007.
- ★ In 170 career regular season games, Moss has 20 catches and 14 touchdowns of 60-plus yards, 37 catches and 25 touchdowns of 50-plus yards and 69 catches and 39 touchdowns of 40-plus yards.
- ★ Moss joined the Patriots in 2007 after nine NFL seasons with the Minnesota Vikings (1998-2004) and Oakland Raiders (2005-06).

SEASONAL REVIEWS

★ **2008 (16/16):** Selected an offensive team captain by his teammates ... Tallied 1,008 receiving yards on 69 receptions, including 11 touchdowns in 2008 ... His 11 touchdown catches led the AFC and tied for third in the NFL ... His 11 touchdown catches were the third-highest total in Patriots history, trailing only his 23 scoring catches in 2007 and Stanley Morgan's 12 touchdown receptions in 1979 ... With a 13-yard reception in the Patriots' 13-0 victory over Buffalo, broke the 1,000-yard receiving mark for the ninth time in his 11-year career, which is tied for the second best in NFL history, trailing only Jerry Rice's 14 seasons surpassing the 1,000-yard milestone ... Moved ahead of Cris Carter and into third place on the NFL's all-time touchdown receptions list with three touchdown catches at Miami (11/23) ... Tallied his 800th career reception on a 10-yard pass against St. Louis (10/26), becoming the 20th player in NFL history to reach the milestone and the fifth fastest to reach that mark ... With a 13-yard reception at Buffalo (12/28), moved into ninth place on the NFL's all-time receiving yards list, passing Andre Reed's career total of 13,198 receiving yards, with his 13,201 career yards ... With his 76-yard touchdown reception against Arizona (12/21), moved into a tie with Marshall Faulk for sixth place on the NFL's all-time career touchdowns list with 136 ... Recorded the 56th 100-yard receiving game of his career, making six catches for 116 yards and one touchdown against Kansas City (9/7) ... Grabbed the 126th touchdown of his career with a leaping catch in the back of the end zone on a 10-yard connection from Matt Cassel ... Accumulated 101 receiving yards on four catches ... Tallied five receptions for 111 yards, recording the second 100-yard receiving game of the season and the 57th 100-yard receiving game of his career at San Francisco (10/5) ... Was on the receiving end of a 66-yard touchdown pass, then the longest of his Patriots career, from Matt Cassel ... Hauled in five catches for 69 yards while turning in his first multi-touchdown performance of the season — the 30th of his career — against Denver (10/20) ... Grabbed a 13-yard touchdown pass from Matt Cassel ... Hit pay dirt again on a 27-yard catch from Cassel ... Registered his third 100-yard receiving game of the season while making seven catches for 102 yards against St. Louis (10/26) ... Registered his 58th career 100-yard game, the third highest total in NFL history ... Climbed three spots on the NFL's all-time receptions list into 17th place with his 815th career reception against Buffalo (11/9) ... Made a diving catch in the right corner of the end zone in tight coverage for a 16-yard touchdown reception from Matt Cassel with one second remaining in the game that, with the ensuing extra point, sent the game into overtime against the N.Y. Jets (11/13) ... Pocketed his fifth career game with three or more touchdown receptions and the 59th 100-yard receiving game of his career, grabbing eight receptions for 125 yards and three touchdowns at Miami (11/23) ... Fought his way into the end zone on a 25-yard catch and run from Matt Cassel ... Hauled in an 8-yard touchdown pass from Cassel in the back right-

★ MOSS' SINGLE GAME CAREER HIGHS ★			
Regular Season			
Receptions:	12	at Chicago (11/14/99)	
Yards:	204	at Chicago (11/14/99)	
Average (min. 4 rec.):	38.0	at Green Bay (10/05/98)	
Long:	82t	at Detroit (12/09/04)	
Touchdowns:	4	at Buffalo (11/18/07)	

hand corner of the end zone to give the Patriots a lead ... Grabbed another 29-yard touchdown reception from Cassel ... With a 13-yard reception at Seattle (12/7) became the 11th player in NFL history to record 13,000 career receiving yards ... Tallied five receptions for 67 yards, including two touchdowns — his 32nd career game with two or more touchdown catches — at Oakland (12/14) ... Moved into 10th place on the NFL's all-time receiving yardage list, passing Steve Largent's total of 13,089 career receiving yards ... Gathered in the longest catch by Patriots receiver since 2003, grabbing a Matt Cassel pass in stride and racing down the sideline for a 76-yard touchdown reception on the first play from scrimmage of the second half against Arizona (12/21) ... Grabbed one reception for 13 yards and broke the 1,000-yard receiving mark for the ninth time in his 11-year career at Buffalo (12/28).

★ **2007 (16/16, 3/3):** Moved past Jerry Rice on the NFL's all-time single-season touchdown receptions list with his 23rd touchdown catch of the season at the New York Giants (12/29) ... With his 4-yard touchdown against the Giants (12/29), moved into 10th place on the NFL's all-time career touchdowns list with his 124th score ... Selected to his seventh Pro Bowl in 2007 while earning a spot on the Associated Press All-Pro team ... Established a new Patriots franchise record for receiving yards, finishing with 1,493 receiving yards ... Named AFC Offensive Player of the Month for November while averaging 105.3 receiving yards per game with 24 receptions and five touchdowns ... Named AFC Offensive Player of the Week twice (Wk. 9, Wk. 11) in 2007 ... Led the team in receiving yards eight times (at NYJ, vs. SD, vs. BUF, at CIN, at IND, at BUF, vs. PIT, vs. NYJ) and led or tied for the team lead in receptions eight times (at NYJ, vs. SD, at CIN, at IND, at BUF, at BAL, vs. NYJ, vs. MIA) ... Created a lasting impression in his Patriots debut at the New York Jets (9/9), tallying the third most receiving yards in a single game in team history with 183 yards and caught his first touchdown pass in a Patriots uniform on a 51-yard bomb from Tom Brady ... Racked up a team high 105 receiving yards with a pair of touchdowns, a 23-yard strike and a 24-yard score, against San Diego (9/16) ... Became the 19th player in NFL history to gain 11,000 or more receiving yards in a career on a 45-yard reception in the Patriots' win over Buffalo (9/23) and caught two touchdown passes for the second straight game ... Became the first player in NFL history to notch four straight 100-yard receiving games in his first four games with a new team at Cincinnati (10/1) ... Recorded his 700th career catch on a 17-yard hookup versus the Bengals and became the 27th player in NFL history to reach that mark ... Hauled in a 6-yard touchdown pass from Tom Brady at Dallas (10/14) for his eighth touchdown reception of the season, making him the first Patriot since Ben Coates to notch eight or more scoring catches in a single season ... Leaped over Dolphins safeties Renaldo Hill and Cameron Worrell and came down with a 35-yard touchdown reception at Miami (10/21) ... Turned in an equally awe-inspiring touchdown catch later in the game at the Dolphins with a one-handed grab for a 50-yard score ... Grabbed his 11th touchdown catch of the season on a 6-yard scoring strike from Tom Brady on a fake spike play against Washington (10/28) ... Pulled in his sixth 100-yard receiving game with a 145-yard performance on nine catches in the Patriots' come-from-behind win over

Indianapolis (11/4) ... Hauled in his 12th touchdown pass of the season to tie the Patriots' single-season record versus the Colts ... Also came down with a jump ball on a 55-yard bomb that helped to set up a key Patriots touchdown ... Set a single-game career high and franchise record for touchdown receptions with four, all coming in the first half of the Patriots' victory over Buffalo (11/18) ... Became just the fifth player in NFL history to grab four touchdown receptions in the first half of a game ... Broke the Patriots' single-season touchdown receptions record held by Stanley Morgan with his 13th in just 10 games with his first of four touchdown receptions ... Credited with a pass defended as he batted away a Hail Mary try from J.P. Losman at the goal line ... Moved into the top 25 on the NFL all-time receptions list with his 744th career reception on a 7-yard catch in the second quarter of the Patriots' win over Philadelphia (12/25) ... Hauled in his 17th touchdown reception on a game-tying 3-yard strike in the Patriots' comeback win at Baltimore (12/3) ... Grabbed his second touchdown reception of the game on a 63-yard go-route from Tom Brady in the Patriots' win over Pittsburgh (12/9) ... Returned a perfect crossfield spiral to Brady on a double lateral that resulted in a 56-yard Jabar Gaffney touchdown reception against the Steelers ... Registered his 20th and 21st touchdown receptions of the season, placing him just one touchdown shy of Jerry Rice's NFL single-season record of 22 with an 11-yard and an 1-yard touchdown against Miami (12/23) ... Set the NFL all-time single-season touchdown receptions record with his 22nd and 23rd scoring catches of the season in the Patriots' comeback win at the New York Giants (12/29) ... Broke the NFL single-season record with his 23 touchdown of the season on a 65-yard go-route down the right hand sideline ... Tied Stanley Morgan's franchise record with his ninth 100-yard receiving game of the season in a six-catch, 100-yard performance against the Giants ... Made five catches for 62 yards and one touchdown against the Giants in Super Bowl XLII (2/3) including a go-ahead 6-yard scoring grab late in the fourth quarter.

★ **2006 (13/13 – Oakland):** Started 13 games and logged 42 catches for 553 yards ... Moved to fifth all-time in the NFL for career touchdown receptions against San Francisco (10/8) ... Caught a five-yard touchdown against Cleveland (10/1) for his 100th career touchdown (99 touchdown receptions, 1 rushing) ... Had five catches for 52 yards against San Francisco (10/8) and caught his 100th touchdown reception ... Had seven catches for 129 yards and one touchdown against Arizona (10/22) ... Caught two passes for 28 yards against Cincinnati (12/10) before leaving the game with an ankle injury ... Inactive for the last three games.

★ **2005 (16/15 – Oakland):** Played in all 16 games with 15 starts in his first season with the Raiders ... Led the team in receiving yards and receiving touchdowns ... Finished the year with 60 catches for 1,005 yards and eight touchdowns ... Became the first Raider since 2002 to top 1,000 receiving yards ... Topped 100 receiving yards four times and led the team in receiving yards eight times, including the first four games of the season ... Was on the receiving end of the team's three longest passes of the season ... Moved into 25th place on the NFL all-time receiving yardage list in Week 12 against Miami (11/27) ... A week later at San Diego (12/4), he topped 10,000 career yards from scrimmage ... On Christmas Eve at Denver (12/24), he became the fourth-fastest player in NFL history to reach 10,000 career receiving yards, doing so in his 124th career game ... Finished the season with a flourish, catching seven balls for 116 yards and two touchdowns on New Year's Eve against the New York Giants (12/31), pushing his season yardage total over 1,000 ... Started at wide receiver and topped the 100-yard mark in his Raiders debut against

MOSS: ALL-TIME LEADER IN RECEPTIONS PER TD

Over his 11-year NFL career, Randy Moss has averaged one touchdown for every 6.24 receptions, a total that is the best in NFL history among any receiver with at least 500 receptions. Moss has caught 135 touchdowns out of 843 career receptions. Lance Alworth, who played 11 seasons for San Diego and Dallas from 1962-72, caught 85 touchdowns out of 542 career receptions for an average of one score every 6.38 receptions.

ALL-TIME NFL LEADERS / RECEPTIONS PER TOUCHDOWN (Minimum 500 career receptions)

Player	Team(s)	Years	Rec	TD	Rec/TD
Randy Moss	MIN/OAK/NE	1998-2008	843	135	6.24
Lance Alworth	SD/DAL	1962-1972	542	85	6.38
Terrell Owens	SF/PHI/DAL	1996-2008	951	139	6.84
Nat Moore	MIA	1974-1986	510	74	6.89
Mark Clayton	MIA/GB	1983-1993	582	84	6.93
Don Maynard	NYG/NYJ/STL	1958,60-73	633	88	7.19

New England (9/8). Caught five passes for 130 yards and a touchdown ... Scored on just his second catch as a Raider when he hooked up with QB Kerry Collins on a 73-yard bomb in the second quarter ... Started at wide receiver, recording 100 receiving yards and a touchdown against Kansas City (9/18) ... Had five catches for 127 yards and caught a game-long 64-yard pass in the third quarter for the Raiders second touchdown of the game ... Started at wide receiver and caught four passes for 123 yards, averaging 30.8 yards per grab against Dallas (10/2) ... Recorded a season-long 79-yard reception on the Raiders second offensive play of the game, setting up the team's first score ... Started at wide receiver, and recorded fourth 100-plus yard receiving game of the season with seven receptions for 116 yards and a season-high two touchdowns against the N.Y. Giants (12/31) ... Surpassed the 1,000 receiving yard plateau with an 18-yard reception in the fourth quarter to finish the season with 1,005 receiving yards.

★ **2004 (13/13, 2/2 – Minnesota):** Started 13 games and finished the season with 49 catches for 767 yards ... Caught 13 touchdown passes to lead the Vikings for the fifth straight season and the sixth time ... Ranked third in the NFC and tied for fifth in the NFL in receiving touchdowns ... Notched 10-plus touchdowns for the sixth time ... Broke the 100-yard receiving mark three times, with 119 against Chicago (9/26), 104 vs. Seattle (12/12) and 102 at Detroit (12/19) ... Caught a touchdown in 10 of the 11 games in which he caught a pass during the regular season ... Caught three passes of 50-plus yards and six of 40-plus ... Missed a game for the first time in his career when he was declared inactive at Indianapolis (11/8), breaking a streak of 107 consecutive games played ... Went over the century mark in receiving, hauling in seven passes for 119 yards and two scores against Chicago (9/26) ... Caught five passes for 90 yards and two touchdowns against Houston (10/10), marking his second consecutive game with multiple scores and the 22nd of his career ... Topped the 100-yard plateau for the second time in 2004, grabbing four passes for 104 yards and a touchdown against Seattle (12/12) ... Notched the 41st 100-yard receiving day of his career, catching four passes for 102 yards and a score against Detroit (12/19) ... His touchdown came on an 82-yard strike, the longest reception of his career ... Caught a pair of touchdown passes in the NFC Wild Card playoff win over Green Bay (1/9), tying the Vikings single-game playoff record ... Set new Vikings playoff record with nine career playoff touchdown catches.

★ **2003 (16/16 – Minnesota):** Started 16 league games and set career highs in receptions (111) and receiving yards

★ MOSS IS NFL's PREMIER TD RECEIVER ★

Since entering the NFL in 1998, Randy Moss has caught 135 touchdown passes, more than any other NFL player over that span. Since joining the Patriots via trade prior to the 2007 season, Moss has caught 34 touchdowns – also the best in the league over that span. In terms of overall touchdowns (rushing, receiving and returning), Moss has totaled 136 scores since entering the league in 1998 (135 via reception and one via punt return), a tally that ranks second only to LaDainian Tomlinson (141 touchdowns) over that span.

NFL TOUCHDOWN RECEPTION LEADERS SINCE MOSS JOINED THE PATRIOTS IN 2007

Player	Team(s)	Rec	Yds	TD
Randy Moss	NE	167	2,501	34
Terrell Owens	DAL	150	2,407	25
Larry Fitzgerald	ARZ	196	2,840	22
Greg Jennings	GB	133	2,212	21
Anquan Boldin	ARZ	160	1,891	20

NFL TOUCHDOWN RECEPTION LEADERS SINCE MOSS ENTERED THE NFL IN 1998

Player	Team(s)	Rec	Yds	TD
Randy Moss	MIN/OAK/NE	843	13,201	135
Terrell Owens	SF/PHI/DAL	856	12,666	127
Marvin Harrison	IND	965	12,878	114
Tony Gonzalez	KC	883	10,572	74
Torry Holt	STL	869	12,660	74

(1,632) and tied a then career high with 17 touchdowns catches ... Selected to start for the NFC in Pro Bowl, his fifth selection in his first six seasons ... Named All-Pro by Associated Press for the third time ... Ranked second in the NFL in receptions and receiving yards, trailing only St. Louis' Torry Holt in both categories ... 1,632 yards broke his own Vikings single-season receiving yardage record, surpassing his previous mark of 1,437 in 2000 ... Went over the 1,000-yard mark again, making him the first NFL player to accomplish the feat in their first six seasons ... Set a Vikings record for fewest games needed to reach 1,000 yards receiving, accomplishing the feat in 10 games ... Tied Vikings receiving touchdowns record he already shared with 17 ... Caught a touchdown in 11 of the team's 16 games and had two or more scoring catches in five games on the season with the Vikings going 4-1 in those games...Joined Cris Carter as the only Vikings player to post consecutive 100-plus-catch seasons ... Tied his own team record with eight games of 100-plus receiving yards ... Tied Vikings record with four straight games over 100 yards receiving ... Went over the 150-yard mark three times:150 at Green Bay (9/7), 172 vs. San Francisco (9/28) and 151 vs. Denver (10/19), with the Vikings winning all three games ... Hauled in season-long 72-yard pass against the Detroit Lions (9/21) ... Had season-best 172 receiving yards and caught three touchdowns against San Francisco (9/28), marking his fifth career game with three touchdown catches ... Notched season-high 11 catches and topped the 100-yard mark with 120 receiving yards against San Diego (11/9).

★ **2002 (16/16 – Minnesota):** Started all 16 league games and surpassed the 100-reception plateau for the first time in his career ... Totaled 106 catches for 1,347 yards and seven touchdowns ... Selected to the Pro Bowl for the fourth time... Named All-NFC by Pro Football Weekly ... Led the NFC in receptions and receiving yards ... Became only the second Vikings player to break the 100-catch plateau ... Went over the 1,000-yard mark for the fifth straight season, the only NFL player to do so in each of his first five seasons ... Led or tied for the team lead in catches in 12 games ... Led or tied

for team lead in receiving yards in 11 games ... Went over the 100-yard mark seven times, just short of his career-high eight in 2000 ... Went over the 100-yard mark in each of the final three games as the Vikings ended the season with a three game winning streak ... Caught a season-high 11 passes for 111 yards and a touchdown against Buffalo (9/15) ... Posted a season-best 134 receiving yards on nine catches against Atlanta (12/1) ... Tied a season high with 11 receptions and a pair of touchdowns, including the score that brought the Vikings within one point with five seconds left in the game against New Orleans (12/15) ... Also had a career-long 25-yard rush ... Caught a season-long 60-yard pass and threw the second touchdown pass of his career against Miami (12/21).

★ **2001 (16/16 – Minnesota):** Started all 16 league games and went over the 1,000-yard receiving mark for the fourth straight season, setting an NFL record to start a career...Caught a then-career-high 82 passes for 1,233 yards and 10 touchdowns...Ranked fourth in the NFL in receiving touchdowns, sixth in receiving yards and seventh in receptions ... Went over the 100-yard mark four times, including a three-game stretch at Pittsburgh (12/2), vs.

★ ★ ★ HONORS & AWARDS ★ ★ ★

2007

Pro Bowl
Associated Press All-Pro: First Team
Pro Football Weekly/PFWA All-NFL Team
Sporting News All-Pro Team
USA Today All-Pro Team
ESPN.com All-Pro Team
Dr. Z's SI.com All-Pro Team
Pro Football Weekly/PFWA Comeback Player of the Year
NFL Alumni Wide Receiver of the Year
AFC Offensive Player of the Month (Nov.)
AFC Offensive Player of the Week (Wk. 9 & Wk. 11)

2003

Pro Bowl
Associated Press All-Pro: First Team

2002

Pro Bowl
Pro Football Weekly All-NFC Team

2001

NFC Offensive Player of the Week (Wk. 9)

2000

Pro Bowl
Associated Press All-Pro: First Team
USA Today All-Pro Team
College and Pro Football Newsweekly All-Pro Team

1999

Pro Bowl
Pro Bowl Most Valuable Player
USA Today All-Pro Team
NFC Offensive Player of the Week (Wk. 10)

1998

Pro Bowl
Associated Press All-Pro: First Team
Associated Press Offensive Rookie of the Year
Rookie of the Year -- Sports Illustrated, Sporting News,
Pro Football Weekly
PFWA NFC Rookie of the Year
Sports Illustrated All-Pro Team
USA Today All-Pro Team
Sporting News All-Pro Team
NFL Offensive Rookie of the Month (Nov.)
NFC Offensive Player of the Week (Wk. 11 & Wk. 12)

Tennessee (12/9) and at Detroit (12/16) ... Had seven of his 10 touchdown catches in the final eight games of the season... Set a Vikings record with three straight games with a 60-plus yard catch: at Pittsburgh (12/2), vs. Tennessee (12/9) and at Detroit (12/16) ... Named NFC Offensive Player of the Week for performance on Monday Night Football when he had a season-high 10 catches for 171 yards and three touchdowns against the N.Y. Giants (11/19) ... Completed a 29-yard pass in the regular season finale against Baltimore (1/7).

★ **2000 (16/16, 2/2 – Minnesota):** Started all 16 games and caught 77 passes for 1,437 yards and 15 touchdowns ... Earned his third straight trip to the Pro Bowl ... Named to the Associated Press All-Pro team ... Named to USA Today All-Pro team ... Named to College & Pro Football Newsweekly All-Pro first team ... 1,437 receiving yards broke his own Vikings record, surpassing his previous total of 1,413 set the year before ... His 15 touchdowns are the second highest total of his career and led the NFL for the second time in his first three seasons ... Ranked second in the NFC in receiving yards and for scoring among non-kickers with 92 points and ranked sixth in the NFC in receptions ... Broke his own team record by going over 100 yards receiving in eight games, breaking his old mark of seven set in 1999 ... Had a season-high seven catches four times: at Detroit (10/1), at Tampa Bay (10/29), vs. Arizona (11/12) and at Dallas (11/23) ... Tied the team record for fewest games needed to reach 1,000 receiving yards in a season with 11 ... Hauled in seven catches for 168 yards, both season highs, and caught three touchdowns against Detroit (10/1) ... Tied a team record with his fourth straight 100-yard game when he posted seven catches for 144 yards and two touchdowns on Thanksgiving Day against Dallas (11/23) ... Had a pair of catches for 121 yards and two touchdowns in the divisional playoffs against New Orleans (1/6).

★ **1999 (16/16, 2/2 – Minnesota):** Started every game and finished the season with 80 catches for 1,413 yards and 11 touchdowns ... Selected to the Pro Bowl for the second straight season and was named the game's Most Valuable Player ... Named to the USA Today All-Pro and All-Madden teams ... Broke team record for receiving yards in a season with 1,413 ... Set a new Vikings record for 100-yard receiving games in a season with seven ... He had 100-yard days vs. Detroit (1/2/00), vs. Green Bay (12/20), vs. San Diego (11/28), at Chicago (11/14), vs. San Francisco (10/24), vs. Chicago (10/10) and vs. Tampa Bay (10/3) ... Led or tied for team lead in receptions six times ... Led team in receiving yards in seven games ... Named NFC Offensive Player of the Week when he had career-highs with 12 catches for 204 yards against Chicago (11/14) ... His 204 yards were the second-most in Vikings history behind Sammy White's 210 vs. Detroit (11/17/76) ... Returned a punt 64 yards for a touchdown against Kansas City (12/12), marking the seventh punt returned for a score in Vikings history and the first since David Palmer's against NY Giants (9/29/96) ... Caught three passes for 44 yards and threw his first career touchdown pass, a 27-yard strike to Cris Carter against the N.Y. Giants (12/26) ... Registered a 127-yard receiving performance in wild card playoffs against Dallas (1/9) ... Joined Robert Smith as only the second Vikings tandem to have a 100-yard receiving and rushing day in team postseason history ... Notched a 188-yard receiving day in the divisional playoffs against St. Louis (1/16) ... Caught a 58-yard scoring pass, the third-longest pass play in Vikings playoff history.

★ **1998 (16/11, 2/2 – Minnesota):** Played in all 16 games as a rookie, starting 11, and caught 69 passes for 1,313 yards and 17 touchdowns ... Led the NFL with 17

★ MOSS AMONG ALL-TIME LEADERS ★

Randy Moss is among the NFL's all-time leaders in two major receiving categories – career touchdown receptions and receiving yards per game. In his 10-plus seasons, Moss has caught 135 touchdown passes and is one of just five receivers in NFL history to break the 125-touchdown mark. Additionally, Moss has averaged 78.0 receiving yards per game during his career, a mark that ranks second all-time.

NFL ALL-TIME LEADERS / RECEIVING TOUCHDOWNS

Player	Years	Team(s)	TDs
Jerry Rice	1985-2004	SF/OAK/SEA	197
Terrell Owens	1996-2008	SF/PHI/DAL	139
Randy Moss	1998-2008	MIN/OAK/NE	135
Cris Carter	1987-2002	PHI/MIN/MIA	130
Marvin Harrison	1996-2008	IND	128
Tim Brown	1988-2004	LA(A)/OAK/TB	100
Steve Largent	1976-1989	SEA	100

NFL ALL-TIME LEADERS / RECEIVING YARDS PER GAME (Minimum 100 Games Played)

Player	Years	Team(s)	Gms	Yds	Yd/G
Torrey Holt	1999-2008	STL	158	12,660	80.1
Randy Moss	1998-2008	MIN/OAK/NE	170	13,201	77.7
Marvin Harrison	1996-2008	IND	190	14,580	76.7
Jerry Rice	1985-2004	SF/OAK/SEA	303	22,895	75.6
Lance Alworth	1962-1972	SD/DAL	136	10,266	75.5
Michael Irvin	1988-1999	DAL	159	11,904	74.9

NFL ALL-TIME LEADERS / 100-YARD RECEIVING GAMES

Player	Team(s)	Years	Gms
Jerry Rice	SF/OAK/SEA	1985-2004	76
Randy Moss	MIN/OAK/NE	1998-2008	59
Marvin Harrison	IND	1996-2008	59
Don Maynard	NYG/NYJ/STL	1958, 60-73	50

NFL ALL-TIME LEADERS / GAMES WITH 2+ TD REC.

Player	Team(s)	Years	Gms
Jerry Rice	SF/OAK/SEA	1985-2004	43
Randy Moss	MIN/OAK/NE	1998-2008	32
Terrell Owens	SF/PHI/DAL	1996-2008	30
Marvin Harrison	IND	1996-2008	29
Cris Carter	PHI/MIN/MIA	1987-2002	29
Don Hutson	GB	1935-1945	28

touchdown catches ... His 17 scoring catches tied a Viking single-season record ... Named Offensive Rookie of the Year by Associated Press, College & Pro Football Weekly and Football Digest ... Named Rookie of the Year by Sports Illustrated, The Sporting News, The Football News and Pro Football Weekly ... Named the Professional Football Writers of America's NFC Rookie of the Year ... Named All-Rookie by Pro Football Weekly, College & Pro Football Weekly, Football News and Football Digest ... Named All-Pro by Associated Press, Sports Illustrated, College & Pro Football Weekly, The Sporting News, Football Digest and USA Today ... Selected to Pro Football Weekly's All-NFC and All-NFL teams ... Named to the All-Madden Team ... Earned the NFL Alumni Best at Each Position Award for wide receivers ... Honored as the NFL Offensive Rookie of the Month for November ... Named the NFC Offensive Player of the Week for back-to-back performances vs. Green Bay (11/22) and at Dallas (11/26) ... Set new NFL record for touchdown receptions by a rookie with 17, breaking the mark of 13 ... His 17 touchdowns and Cris Carter's 12 touchdowns set a new NFL record for most touchdown catches by a tandem with 29 ... Set a new team record for rookie receiving yards with 1,313 ... Set a team record for touchdown catches

by a rookie, breaking the mark of 10 ... Tied Minnesota record for most three touchdown games in a career with two ... Set a team record for most games with a touchdown catch in a season with 11, breaking the old record of 10 ... Tied Vikings record for most consecutive games with a touchdown catch with seven ... Set a Vikings rookie record for most two-touchdown games with four ... Broke a Vikings rookie record for 100-yard receiving days in a season with four ... Set a Vikings record for most 40-plus yard plays with 14, breaking the old mark of nine ... Broke team record for touchdowns of 40-plus yards with 10, breaking the record of five set in 1969 ... Tied record for most 50-plus yard plays and 50-plus yard touchdowns with five each ... Led team in receiving yards nine times on the season (including playoffs) ... Burst onto the NFL scene with four catches for 95 yards and two touchdowns in his professional debut against Tampa Bay (9/6). Became the first Vikings rookie to score two touchdowns in his first game in the NFL and only the fourth player in team history to score in his debut ... Caught first NFL pass, an 11-yarder on the third play of the game. His next catch, two drives later, was a 48-yard touchdown ... Collected his first 100-yard receiving day of his career on Monday Night Football when he pulled in five catches for 190 yards and two scores against Green Bay (10/5) ... Earned Player of the Week accolades with eight catches for 153 yards and a score against Green Bay (11/22) ... All three of his receptions went for touchdowns on Thanksgiving Day against Dallas (11/26) ... Each scoring strike was longer than 50 yards (51, 56 and 56) and he tied the Vikings record for touchdown catches in a game by a rookie with three ... Set Vikings record for highest average per catch in a game with 54.3 yards per catch (three for 163), breaking the old mark of 53.0 (three for 159) ... Set a team record as the first Viking to catch three touchdowns in back-to-back games when he grabbed three scores against Chicago (12/6).

COLLEGE

In two seasons at Marshall (1996-97), Moss re-wrote the school record book and proved to be one of the most productive receivers in NCAA history ... Caught 168 passes for 3,467 yards and 53 touchdowns in his Marshall career ... In 1996, finished with 78 receptions for 1,709 yards and 28 touchdowns as Marshall claimed the national championship in the school's final season in Division I-AA ... Totaled 90 receptions for 1,647 yards and 25 touchdowns in 1997, as the Thundering Herd won the MAC championship in its inaugural season in Division I-A ... Selected as a consensus first team All-American in 1996 and 1997 ... Finished fourth in the 1997 Heisman Trophy voting behind Charles Woodson, Peyton Manning and Ryan Leaf ... Received the 1997 Fred Biletnikoff Award ... His 25 receiving touchdowns in 1997 broke the NCAA Division I single season record of 23.

PERSONAL

Randy G. Moss was born on February 13, 1977 in Rand, West Virginia ... Earned all-state honors at DuPont (Rand, W. Va.) High ... Chosen West Virginia High School Football Player of the Year as a senior ... Twice selected the state's Basketball Player of the Year ... Played basketball alongside Miami Heat point guard Jason Williams ... Lettered three times in basketball and football and lettered in both baseball and track ... Has a college football award named after him ... The Randy Moss Award is presented annually to the top return man in college football based on a vote of Division I-A sports information directors ... Has his own website: therealrandymoss.com ... In 2007 and 2008, joined teammate Adalius Thomas to host a "Kick Off The School Year Rally" in Dorchester, Mass., to distribute backpacks and school supplies for hundreds of children ... On two occasions in 2008, welcomed children from the Make-A-Wish Foundation of Massachusetts to Gillette Stadium ... Majored in business administration at Marshall.

★ ★ ★ ★ ★ RANDY MOSS ★ ★ ★ ★ ★																							
Pos: WR		Ht: 6-4		Wt: 210		Year: 12th		Acq: TR(OAK)-07		College: Marshall		Born: 2/13/77											
REGULAR SEASON			RECEIVING					RUSHING					KICK RETURNS				PUNT RETURNS						
Year	Team	G/S	No	Yds	Avg	Lg	TD	No	Yds	Avg	Lg	TD	No	Yds	Avg	Lg	TD	No	FC	Yds	Avg	Lg	TD
1998	Vikings	16/11	69	1313	19.0	61t	17	1	4	4.0	4	0	0	0	0.0	0	0	1	2	0	0.0	0	0
1999	Vikings	16/16	80	1413	17.7	67t	11	4	43	10.8	15	0	0	0	0.0	0	0	17	4	162	9.5	64t	1
2000	Vikings	16/16	77	1437	18.7	78t	15	3	5	1.7	9	0	0	0	0.0	0	0	0	0	0	0.0	0	0
2001	Vikings	16/16	82	1233	15.0	73t	10	3	38	12.7	18	0	0	0	0.0	0	0	0	0	0	0.0	0	0
2002	Vikings	16/16	106	1347	12.7	60	7	6	51	8.5	25	0	1	11	11.0	11	0	0	0	0	0.0	0	0
2003	Vikings	16/16	111	1632	14.7	72	17	6	18	3.0	11	0	1	22	22.0	22	0	0	0	0	0.0	0	0
2004	Vikings	13/13	49	767	15.7	82t	13	0	0	0.0	0	0	0	0	0.0	0	0	0	1	0	0.0	0	0
2005	Raiders	16/15	60	1005	16.8	79	8	0	0	0.0	0	0	0	0	0.0	0	0	0	0	0	0.0	0	0
2006	Raiders	13/13	42	553	13.2	51	3	0	0	0.0	0	0	0	0	0.0	0	0	0	0	0	0.0	0	0
2007	Patriots	16/16	98	1493	15.2	65t	23	0	0	0.0	0	0	0	0	0.0	0	0	0	0	0	0.0	0	0
2008	Patriots	16/16	69	1008	14.6	76t	11	2	0	0.0	2	0	0	0	0.0	0	0	0	0	0	0.0	0	0
Totals-11 years		170/164	843	13201	15.7	82t	135	25	159	6.3	25	0	2	33	16.5	22	0	18	7	162	9.0	64t	1
REGULAR SEASON			PASSING																				
Year	Team	G/S	Att	Cmp	Yds	Yds/Att	Pct	TD	TD %	Int	Int %	Lg	Sacks	Rating									
1998	Vikings	16/11	0	0	0	0.0	0.0	0	0.0	0	0.0	0	0	0.0									
1999	Vikings	16/16	1	1	27	27.0	100.0	1	100.0	0	0.0	0	0	0.0									
2000	Vikings	16/16	0	0	0	0.0	0.0	0	0.0	0	0.0	0	0	0.0									
2001	Vikings	16/16	1	1	29	29.0	100.0	0	0.0	0	0.0	0	0	0.0									
2002	Vikings	16/16	3	1	13	4.3	33.3	1	33.3	0	0.0	0	0	0.0									
2003	Vikings	16/16	1	0	0	0.0	0.0	0	0.0	0	0.0	0	0	0.0									
2004	Vikings	13/13	2	1	37	18.5	50.0	0	0.0	0	0.0	0	0	0.0									
2005	Raiders	16/15	0	0	0	0.0	0.0	0	0.0	0	0.0	0	0	0.0									
2006	Raiders	13/13	0	0	0	0.0	0.0	0	0.0	0	0.0	0	0	0.0									
2007	Patriots	16/16	0	0	0	0.0	0.0	0	0.0	0	0.0	0	0	0.0									
2008	Patriots	16/16	0	0	0	0.0	0.0	0	0.0	0	0.0	0	0	0.0									
Totals-10 years		170/164	8	4	106	13.3	50.0	2	25.0	0	0.0	0	37	0/0									
Additional Statistics: Passes Defensed (1); 2007 (1, 11/18/07 at Buffalo).																							

★ ★ ★ ★ ★ **RANDY MOSS (CONT.)** ★ ★ ★ ★ ★

POSTSEASON			RECEIVING					RUSHING					KICK RETURNS					PUNT RETURNS					
Year	Team	G/S	No	Yds	Avg	Lg	TD	No	Yds	Avg	Lg	TD	No	Yds	Avg	Lg	TD	No	FC	Yds	Avg	Lg	TD
1998	Vikings	2/2	10	148	14.8	45	2	0	0	0.0	0	0	0	0	0.0	0	0	0	0	0	0.0	0	0
1999	Vikings	2/2	14	315	22.5	58†	3	0	0	0.0	0	0	0	0	0.0	0	0	3	2	34	11.3	14	0
2000	Vikings	2/2	4	139	34.8	68†	2	0	0	0.0	0	0	0	0	0.0	0	0	0	0	0	0.0	0	0
2004	Vikings	2/2	7	121	17.3	34†	2	0	0	0.0	0	0	0	0	0.0	0	0	0	0	0	0.0	0	0
2007	Patriots	3/3	7	94	13.4	18	1	1	14	14.0	14	0	0	0	0.0	0	0	0	0	0	0.0	0	0
Totals-5 years		11/11	42	817	13.2	68†	10	1	14	14.0	14	0	0	0	0.0	0	0	3	2	34	11.3	14	0

Moss has not attempted a pass in the postseason.

★ ★ ★ ★ ★ **MOSS' CAREER GAME-BY-GAME** ★ ★ ★ ★ ★

Year	Opponent	P/S	Rec	Yds	Avg	Lg	TD	W/L	Score	12/30 at Green Bay	S	2	10	5.0	7	0	L	13-24	
09/06	Tampa Bay	p	4	95	23.8	48†	2	W	31-7	01/07 at Baltimore	S	2	9	4.5	7	0	L	3-19	
09/13 at St. Louis	p	6	89	14.8	27	0	W	38-31		2001 Totals	16/16	82	1233	15.0	73†	10		5-11	
09/20 Detroit	p	5	37	7.4	1.9	1	W	29-6		2002	Opponent	P/S	Rec	Yds	Avg	Lg	TD	W/L	Score
09/27 at Chicago	S	2	52	26.0	44†	1	W	31-28		09/08 at Chicago	S	6	58	9.7	33†	1	L	23-27	
10/05 at Green Bay	S	5	190	38.0	52†	2	W	37-7		09/15 Buffalo	S	11	111	10.1	31	1	L	39-45	
10/18 Washington	S	5	64	12.8	28	0	W	41-7		09/22 Carolina	S	4	16	4.0	6	0	L	14-21	
10/25 at Detroit	S	2	14	7.0	1.0	0	W	34-13		09/29 at Seattle	S	6	50	8.3	16	0	L	23-48	
11/01 at Tampa Bay	S	2	52	26.0	41	0	L	27-24		10/3 Detroit	S	9	83	9.2	25	0	W	31-24	
11/08 New Orleans	p	1	6	6.0	6	0	W	31-24		10/20 at N.Y. Jets	S	4	86	21.5	46	0	L	7-20	
11/15 Cincinnati	S	4	99	24.8	61†	1	W	24-3		10/27 Chicago	S	9	119	13.2	39†	1	W	25-7	
11/22 Green Bay	S	8	153	19.1	49†	1	W	28-14		11/03 at Tampa Bay	S	4	41	10.3	20	0	L	24-38	
11/26 at Dallas	S	3	163	54.3	56†	3	W	46-36		11/10 N.Y. Giants	S	3	85	28.3	48	0	L	20-27	
12/06 Chicago	S	8	106	13.3	34†	3	W	48-22		11/17 Green Bay	S	6	115	19.2	41	1	W	31-21	
12/13 at Baltimore	S	6	89	14.8	32	1	W	38-28		11/24 at New England	S	8	92	11.5	19	0	L	17-24	
12/20 Jacksonville	S	3	72	24.0	43†	1	W	50-10		12/01 Atlanta	S	9	134	14.9	40	0	L	24-30	
12/26 at Tennessee	S	5	32	6.4	12	1	W	26-16		12/08 at Green Bay	S	3	25	8.3	15	1	L	22-26	
1998 Totals	16/11	69	1313	19.0	61†	17		15-1		12/15 at New Orleans	S	11	113	10.3	33†	2	W	33-31	
01/10 Arizona	S	4	73	18.3	45	1	W	41-21		12/21 Miami	S	7	110	15.7	60	0	W	20-17	
01/17 Atlanta	S	6	75	12.5	31†	1	L	27-30		12/29 at Detroit	S	6	109	18.2	56	0	W	38-36	
1999 Postseason	2/2	10	148	14.8	45	2		1-1		2002 Totals	16/16	106	1347	12.7	60	7		6-10	
1999	Opponent	P/S	Rec	Yds	Avg	Lg	TD	W/L	Score	2003	Opponent	P/S	Rec	Yds	Avg	Lg	TD	W/L	Score
09/12 at Atlanta	S	3	24	8.0	9	0	W	17-14		09/07 at Chicago	S	9	150	16.7	27	1	W	30-25	
09/19 Oakland	S	4	86	21.5	29	0	L	17-22		09/14 Chicago	S	4	27	6.8	16	0	W	24-13	
09/26 at Green Bay	S	2	13	6.5	10†	1	L	20-23		09/21 at Detroit	S	3	85	28.3	72	0	W	23-28	
10/03 Tampa Bay	S	4	120	30.0	61†	2	W	21-14		09/28 San Francisco	S	8	172	21.5	59†	3	W	35-7	
10/10 Chicago	S	8	122	15.3	27	0	L	22-24		10/05 at Atlanta	S	5	81	16.2	32†	2	W	39-26	
10/17 at Detroit	S	10	125	12.5	36†	1	L	22-25		10/19 Denver	S	10	151	15.1	44	0	W	28-20	
10/24 San Francisco	S	1	24	24.0	24	0	W	40-16		10/26 N.Y. Giants	S	7	125	17.9	35	2	L	17-29	
10/31 at Denver	S	3	39	13.0	23	0	W	23-20		11/02 Green Bay	S	6	87	14.5	43†	1	L	27-30	
11/08 Dallas	S	6	91	15.2	47†	2	W	27-17		11/09 at San Diego	S	11	120	10.9	23	1	L	28-42	
11/14 at Chicago	S	12	204	17.0	44	0	W	27-24		11/16 at Oakland	S	4	25	6.3	12	0	L	18-28	
11/28 San Diego	S	7	127	18.1	60	1	W	35-27		11/23 Detroit	S	5	56	11.2	27	0	W	24-14	
12/06 at Tampa Bay	S	2	32	16.0	16	0	L	17-24		11/30 at St. Louis	S	10	180	18.0	23	1	L	17-48	
12/12 at Kansas City	S	5	76	15.2	23	1	L	28-31		12/07 Seattle	S	8	133	16.6	47†	2	W	34-7	
12/20 Green Bay	S	5	131	26.2	57†	2	W	24-20		12/14 at Chicago	S	9	93	10.3	19	1	L	0-13	
12/26 at N.Y. Giants	S	3	44	14.7	25	0	W	34-17		12/20 Kansas City	S	7	111	15.9	30†	2	W	45-20	
01/02 Detroit	S	5	155	31.0	67†	1	W	24-17		12/28 at Arizona	S	5	56	11.2	28	1	L	17-18	
1998 Totals	16/16	80	1413	17.7	67†	11		19-8		2003 Totals	16/16	111	1632	14.7	72	17		9-7	
01/09 Dallas	S	5	127	25.4	58†	1	W	27-10		2004	Opponent	P/S	Rec	Yds	Avg	Lg	TD	W/L	Score
01/16 at St. Louis	S	9	188	20.9	44†	2	L	37-49		09/12 Dallas	S	4	27	6.8	13	2	W	35-17	
1999 Postseason	2/2	14	315	22.5	58†	3		1-1		09/20 at Philadelphia	S	8	69	8.6	22	1	L	16-27	
2000	Opponent	P/S	Rec	Yds	Avg	Lg	TD	W/L	Score	09/26 Chicago	S	7	119	17.0	44	2	W	27-22	
09/03 Chicago	S	4	89	22.3	66	0	W	30-27		10/10 at Houston	S	5	90	18.0	50†	2	W	34-28	
09/10 Miami	S	6	87	14.5	23	1	W	13-7		10/17 at New Orleans	S	2	89	44.5	46	1	W	38-31	
09/17 at New England	S	2	20	10.0	13	0	W	21-13		10/24 Tennessee	S	0	0	-	-	0	W	20-3	
10/01 Detroit	S	7	168	24.0	61†	3	W	31-24		10/31 N.Y. Giants	S	0	0	-	-	0	L	13-34	
10/09 Tampa Bay	S	5	118	23.6	42†	1	W	30-23		11/08 Indianapolis	S						L	28-31	
10/15 at Chicago	S	4	29	7.3	13	1	W	28-16		11/14 Green Bay	S						L	31-34	
10/22 Buffalo	S	5	110	22.0	39†	1	W	31-27		11/21 Detroit	S						W	22-19	
10/29 at Tampa Bay	S	7	65	9.3	13	1	L	13-41		11/28 Jacksonville	S	4	40	10.0	15	1	W	27-16	
11/06 at Green Bay	S	6	130	21.7	42	0	L	20-26		12/05 at Chicago	S	4	31	7.8	13	0	L	14-24	
11/12 Arizona	S	7	104	14.9	26	1	W	31-14		12/12 Seattle	S	4	104	26.0	54	1	L	23-27	
11/19 Carolina	S	5	106	21.2	36†	1	W	31-17		12/19 at Detroit	S	4	102	25.5	82†	1	W	28-27	
11/23 at Dallas	S	7	144	20.6	52	2	W	27-15		12/24 Green Bay	S	2	30	15.0	18	1	L	31-34	
11/30 Detroit	S	3	26	8.7	11	0	W	24-17		01/02 at Washington	S	5	66	13.2	28†	1	L	18-21	
12/10 at St. Louis	S	4	63	15.8	32†	1	L	28-40		2004 Totals	13/13	49	767	15.7	82†	13		8-8	
12/17 at Indianapolis	S	4	136	34.0	78†	1	L	28-33		01/09 at Green Bay	S	4	70	17.5	34†	2	W	31-17	
12/24 at Indianapolis	S	1	42	42.0	42†	1	L	18-31		01/16 at Philadelphia	S	3	51	17.0	21	0	L	14-27	
2000 Totals	16/16	77	1437	18.7	78†	15		11-5		2004 Postseason	2/2	7	121	17.3	34†	2		1-1	
01/06 New Orleans	S	2	121	60.5	68†	2	W	34-16		2005	Opponent	P/S	Rec	Yds	Avg	Lg	TD	W/L	Score
01/14 at N.Y. Giants	S	2	18	9.0	13	0	L	0-41		09/08 at New England	S	5	130	26.0	73†	1	L	20-30	
2000 Postseason	2/2	4	139	34.8	68†	2		1-1		09/18 Kansas City	S	5	127	25.4	64†	1	L	17-23	
2001	Opponent	P/S	Rec	Yds	Avg	Lg	TD	W/L	Score	09/25 at Philadelphia	S	5	86	17.2	31	0	L	20-23	
09/09 Carolina	S	1	28	28.0	28	0	L	13-24		10/02 Dallas	S	4	123	30.8	79	0	W	19-13	
09/23 at Chicago	S	5	81	16.2	25	0	L	10-17		10/16 San Diego	S	0	0	-	-	0	L	14-27	
09/30 Tampa Bay	S	5	86	17.2	39	0	W	20-16		10/23 Buffalo	p	3	43	14.3	22†	1	W	38-17	
10/07 at New Orleans	S	4	48	12.0	29†	1	L	15-28		10/30 at Tennessee	S	3	26	8.7	13	0	W	34-25	
10/14 Detroit	S	6	78	13.0	19	0	W	31-26		11/06 at Kansas City	S	1	7	7.0	7†	1	L	23-27	
10/21 Green Bay	S	8	73	9.1	17	0	W	35-13		11/13 Denver	S	6	87	14.5	29†	1	L	17-31	
10/28 at Tampa Bay	S	3	49	16.3	25†	1	L	14-41		11/20 at Washington	S	3	40	13.3	26	0	W	16-13	
11/11 at Philadelphia	S	7	95	13.6	29†	1	L	17-48		11/27 Miami	S	3	28	9.3	18	0	L	21-33	
11/18 N.Y. Giants	S	10	171	17.1	57†	3	W	28-16		12/04 at San Diego	S	7	74	10.6	24	0	L	10-34	
11/25 Chicago	S	4	25	6.3	10	0	L	6-13		12/11 at N.Y. Jets	S	2	18	9.0	10	0	L	10-26	
12/02 at Pittsburgh	S	8	144	18.0	62	1	L	16-21		12/18 Cleveland	S	1	28	28.0	28†	1	L	7-9	
12/09 Tennessee	S	7	158	22.6	73†	1	W	42-24		12/24 at Denver	S	5	72	14.4	24	0	L	13-34	
12/16 at Detroit	S	7	144	20.6	66†	2	L	24-27		12/31 N.Y. Giants	S	7	116	16.6	44	2	L	21-30	
12/23 Jacksonville	S	3	34	11.3	14	0	L	3-33		2005 Totals	16/15	60	1005	16.8	79	8		4-1	

★ ★ ★ ★ ★ MOSS' CAREER GAME-BY-GAME (CONT.) ★ ★ ★ ★ ★																			
2006	Opponent	P/S	Rec	Yds	Avg	Lg	TD	W/L	Score	11/25	Philadelphia	S	5	43	8.6	11	0	W	31-28
09/11	San Diego	S	4	47	11.8	20	0	L	0-27	12/03	Baltimore	S	4	34	8.5	19	1	W	27-24
09/17	Baltimore	S	2	32	16.0	16	0	L	6-28	12/09	Pittsburgh	S	7	135	19.3	63t	2	W	34-13
10/01	Cleveland	S	1	5	5.0	5t	1	L	21-24	12/16	N.Y. Jets	S	5	79	15.8	46	0	W	20-10
10/08	at San Francisco	S	5	52	10.4	22t	1	L	20-34	12/23	Miami	S	5	50	10.0	16	2	W	28-7
10/15	at Denver	S	5	86	17.2	51	0	L	3-13	12/29	at N.Y. Giants	S	6	100	16.7	65t	2	W	38-35
10/22	Arizona	S	7	129	18.4	32t	1	W	22-9	2007 Totals									
10/29	Pittsburgh	S	2	20	10.0	11	0	W	20-13	16/16	98	1493	15.2	66t	23			16-0	
11/06	at Seattle	S	6	76	12.7	18	0	L	0-16	01/12	Jacksonville	S	1	14	14.0	14	0	W	31-20
11/12	Denver	S	1	8	8.0	8	0	L	13-17	01/20	San Diego	S	1	18	18.0	18	0	W	21-12
11/19	at Kansas City	S	0	0	-	-	0	L	13-17	02/03	N.Y. Giants	S	5	62	12.4	18	1	L	14-17
11/26	at San Diego	S	3	26	8.7	14	0	L	14-21	2007 Postseason									
12/03	Houston	S	4	44	11.0	21	0	L	14-23	3/3	7	94	13.4	18	1			2-1	
12/10	at Cincinnati	S	2	28	14.0	16	0	L	10-27	2008									
12/17	St. Louis	Inactive						L	0-20	09/07	Kansas City	S	6	116	19.3	51	1	W	17-10
12/23	Kansas City	Inactive						L	9-20	09/14	at N.Y. Jets	S	2	22	11.0	14	0	W	19-10
12/31	at N.Y. Jets	Inactive						L	3-23	09/21	Miami	S	4	25	6.3	7	0	L	13-38
2006 Totals										10/05	at San Francisco	S	5	111	22.2	66t	1	W	30-21
			13/13	42	553	13.2	51	3	3-13	10/12	at San Diego	S	3	26	8.7	15	0	L	10-30
2007	Opponent	P/S	Rec	Yds	Avg	Lg	TD	W/L	Score	10/20	Denver	S	5	69	13.8	27	2	W	41-7
09/09	at N.Y. Jets	S	9	183	20.3	51t	1	W	38-14	10/26	St. Louis	S	7	102	14.6	30	0	W	23-16
09/16	San Diego	S	8	105	13.1	24t	2	W	38-14	11/02	at Indianapolis	S	6	65	10.8	20	0	L	15-18
09/23	Buffalo	S	5	115	23.0	45t	2	W	38-7	11/09	Buffalo	S	5	53	10.6	19	0	W	20-10
10/01	at Cincinnati	S	9	102	11.3	20	2	W	34-13	11/13	N.Y. Jets	S	3	26	8.7	16t	1	Lot	31-34
10/07	Cleveland	S	3	46	15.3	20	0	W	34-17	11/23	at Miami	S	8	125	15.6	29t	3	W	48-28
10/14	at Dallas	S	6	59	9.8	14	1	W	48-27	11/30	Pittsburgh	S	4	45	11.3	27	0	L	10-33
10/21	at Miami	S	4	122	30.5	50t	2	W	49-28	12/07	at Seattle	S	3	56	18.7	33	0	W	24-21
10/28	Washington	S	3	47	15.7	35	1	W	52-7	12/14	at Oakland	S	5	67	13.4	20	2	W	49-26
11/04	at Indianapolis	S	9	145	16.1	55	1	W	24-20	12/21	Arizona	S	2	87	43.5	76t	1	W	47-7
11/18	at Buffalo	S	10	128	12.8	43t	4	W	56-10	12/28	at Buffalo	S	1	13	13.0	13	0	W	13-0
2007 Totals										16/16	69	1008	14.6	76t	11			11-5	





#61

Stephen NEAL

HT: **6-4** WT: **305 lbs**
 Born: **10/9/76**
 Exp. (NFL/Patriots): **8/8**
 GP/GS (Playoffs): **66/61 (11/11)**
 Acq: **FA-01**
 College: **Cal State-Bakersfield**
 Hometown: **San Diego, Calif.**

SUPER BOWLS 

★ ★ ★ ★ ★ GUARD ★ ★ ★ ★ ★

CAREER TRANSACTIONS

Stephen Neal was originally signed by the Patriots as an undrafted free agent (7/23/01) ... Waived by the Patriots (8/26/01) ... Signed to the Philadelphia Eagles practice squad (9/4/01) ... Signed by the Patriots (12/12/01) from the Eagles practice squad ... Placed on injured reserve (10/23/02) ... Placed on reserve/physically unable to perform list (8/26/03) ... Placed on injured reserve (11/10/03) ... Re-signed by the Patriots (3/24/06) ... Placed on reserve/physically unable to perform list with a shoulder injury (8/26/08) ... Activated from reserve/physically unable to perform list (10/20/08).


CAREER HIGHLIGHTS

- ★ Neal started the final nine games of the 2008 season at right guard as part of an offensive line that was a part of the best rushing season for the Patriots in more than 20 years in terms of rushing yards, rushing touchdowns and average yards per carry.
- ★ Neal helped the Patriots rank fifth in the NFL in total offense in 2008, averaging 365.4 yards per game – the third-best yards per game average in franchise history.
- ★ Over four seasons from 2004-07, Neal started 51 games as part of a Patriots offensive line that for the first time in franchise history allowed fewer than 30 sacks in three straight years.
- ★ Neal contributed to a Patriots offense that set all-time NFL records with 589 points and 75 touchdowns in 2007.
- ★ In 2007, Neal was part of a Patriots offensive line that helped the team average 4.10 yards per carry, the team's highest total since 1985.
- ★ In 2006, Neal helped pave the way for the Patriots to record 1,969 rushing yards, the team's second highest total in the last 18 years.

- ★ Neal was a primary starter on an offensive line that anchored the NFL's seventh-ranked offense in both 2004 and 2005.
- ★ In 2004, Neal became a regular starter on an offensive line that paved the way for Corey Dillon to set the Patriots' single-season rushing record with 1,635 yards.
- ★ Neal was an important part of an offensive line that allowed the team to average more than four yards per carry in 2004, the first time the team had achieved that feat in 19 seasons.
- ★ In 2004, Neal was part of an offensive line that allowed just 26 sacks, the fewest by a Patriots squad in 10 years.

SEASONAL REVIEWS

- ★ **2008 (11/9):** Started the final nine games of the season at right guard as part of an offensive line that led the Patriots to 356 first downs in 2008, the second highest total in franchise history ... Activated from the reserve/PUP list on Oct. 20 and played in the final 11 games of the season ... Was a part



EXTRA POINTS

- ★ Steve was a championship wrestler at Cal State-Bakersfield and did not play football in college. He compiled a 151-10 record during his wrestling career at CSUB, including two NCAA Division I titles.
- ★ Steve won the Dan Hodge Award, known as the Heisman Trophy of wrestling in 1999.

of the best rushing season for the Patriots in more than 20 years, totaling 2,278 rushing yards (sixth in team history and the most since 1985), 21 rushing touchdowns (tied for fourth in team history and the most since 1981) and an average of 4.4 yards per carry (fifth in team history and the best since 1983) ... Helped the Patriots rank fifth in the NFL in total offense, averaging 365.4 yards per game – the third-best yards per game average in franchise history ... Helped the Patriots record a franchise-best three games with 500 or more total net yards, with the team's 530 total net yards at Miami (11/23) standing as the second highest for any game in franchise history ... Saw his first action of the season, playing in reserve at right guard against Denver (10/20) ... Part of an offensive line that helped the Patriots to 511 total net yards, the team's highest output since 1979, against the N.Y. Jets (11/13) ... Started at right guard and was part of an offensive line that helped Matt Cassel to his second straight 400-yard game at Miami (11/23) ... Part of an offensive line that helped Matt Cassel to a career high four touchdown passes and led Patriots rushers to 277 yards on the ground, the team's highest single-game rushing total since 1985, at Oakland (12/14) ... Helped create the hole for Ellis Hobbs' 95-yard touchdown kickoff return as Hobbs tied the Patriots franchise record with his third career kickoff return for a touchdown ... Started at right guard as the Patriots posted their fourth game of the season with 40-plus points, tying a franchise record set in 2007, and posted 514 net yards despite wintry conditions against Arizona (12/21).

★ **2007 (8/8, 3/3):** Started at right guard in each of his eight games played in 2007 ... Played in the Patriots first game of the season, games five through nine and games 11 and 12 ... Returned to start each of the Patriots' three playoff games ... Was part of a Patriots offensive line that allowed just 21 sacks, the fewest for the franchise in 30 years and the fewest in team history for a 16-game season ... Helped the Patriots set all-time records for points scored (589) as Tom Brady set an NFL record with 50 touchdown passes ... Started at right guard on an offensive line that did not allow a sack in 28 pass attempts in the Patriots' victory over the New York Jets (9/9) ... Returned to action and started at right guard against Cleveland (10/7) and helped to create holes for Sammy Morris' second straight 100-yard rushing game ... Contributed to an offensive line that created the protection for Tom Brady to throw for a franchise-record six touchdown passes at Miami (10/21) ... Part of an offensive line that led the offense to 34 first downs, a franchise record in the Patriots' win over Washington (10/28) ... Part of an offensive line that allowed Tom Brady to throw for 380 yards and paved the way for Laurence Maroney's game-winning 4-yard touchdown versus Philadelphia (11/25) ... Returned to action in the Patriots' win over Jacksonville (1/12) in the AFC Divisional playoffs and contributed to an offensive line that helped Laurence Maroney to his first 100-yard rushing playoff game ... Part of an offensive line that led Laurence Maroney to his second straight 100-yard rushing game in the Patriots' win over San Diego in the AFC Championship Game (1/20) ... Started at right guard in Super Bowl XLII (2/3) before leaving the game with an injury.

★ **2006 (13/13, 3/3):** Started at right guard in all 13 games in which he played, missing three contests due to injury ... Missed games seven through nine ... Helped pave the way for the Patriots to record 1,969 rushing yards, the team's second highest total in the last 18 years ... Member of an offensive line that opened holes for Patriots' rushers to gain 183 rushing yards on 41 carries (4.5 yard avg.) against Buffalo (9/10) ... Part of an offensive line that allowed Patriots' rushers to gain 147 yards against the N.Y. Jets (9/17) ... Registered a special teams tackle in the victory ... Started at right guard and was a member of an offensive line that did not allow a sack despite 55 pass attempts against Denver (9/24) ... Member of an offensive front that opened holes for Patriots' ball carriers

★ NEAL'S SINGLE GAME CAREER HIGHS ★

Special Teams Tackles

Regular Season: Total (1); 2006 (1).

to gain 238 rushing yards on 41 carries at Cincinnati (10/1), marking New England's highest team rushing total in 13 seasons ... Part of an offensive line that did not allow a sack on 33 pass attempts against Chicago (11/26) ... Part of an offensive line that opened holes for Patriots' runners to gain 123 rushing yards on 25 carries (4.9 avg.) at Miami (12/10) ... Member of an offensive front that allowed Patriots' ball carriers to gain 171 rushing yards on just 31 carries (5.5 avg.) at Tennessee (12/31) ... Member of an offensive front that allowed Patriots' rushers to gain 158 rushing yards on 38 carries (4.2 avg.) in a wild card playoff victory over the Jets (1/7) ... Part of an offensive line that allowed just two sacks despite 51 pass attempts at San Diego (1/14) ... San Diego entered the game as the league leader in sacks.

★ **2005 (16/16, 2/2):** Started all 16 regular-season games and both playoff games at right guard ... Was one of just two Patriots offensive linemen (Logan Mankins) to start every game ... Was part of an offensive line that allowed just 28 sacks ... Was a member of an offensive line that did not allow a sack on 38 pass attempts against Oakland (9/8) ... Part of an offensive line that provided enough protection to allow Tom Brady to pass for 372 yards against Pittsburgh (9/25) ... Member of an offensive front that opened holes for Corey Dillon to rush for 106 yards on 23 carries and provided enough pocket time for Tom Brady to throw for 350 yards and three touchdowns against Atlanta (10/9) ... Executed an excellent block to free Daniel Graham for his 45-yard touchdown play in the first quarter.

★ **2004 (16/14, 3/3):** Played in all 16 games and started the final 14 contests at right guard ... Member of an offensive line that allowed Patriots' rushers to gain more than 200 rushing yards twice in 2004, 225 rushing yards against Cleveland (12/5) and 208 rushing yards against Buffalo (11/14), marking the first time in six years the team has exceeded 200 net yards rushing in a game ... Helped block for Corey Dillon to set the franchise record for single-season rushing yardage ... Played at both guard spots and was a part of an offensive line that opened holes for Corey Dillon to rush for 158 yards on 32 carries (4.9-yard avg.) against Arizona (9/19) ... Got his first start of the season at right guard and was a member of an offensive line that did not allow a sack on 30 pass attempts against Buffalo (10/3) ... Part of an offensive line that allowed Corey Dillon to rush for 115 yards on 22 carries (5.2-yard avg.) and executed a nice lead block to spring Corey Dillon for a 44-yard gain late in the third quarter against the N.Y. Jets (10/24) ... Part of an offensive line that allowed Patriots' ball carriers to amass 225 rushing yards against Cleveland (12/5), the most by New England in 11 years, since piling up 257 yards against Indianapolis on Dec. 26, 1993 ... Member of an offensive line that opened holes for Patriots' rushers to gain 210 yards on the ground on just 39 carries (5.4 avg.) against Indianapolis (1/16), the second best rushing performance in team playoff history ... Member of an offensive line that opened holes for Patriots' rushers to gain 112 yards on 28 carries in New England's 24-21 victory over the Eagles in Super Bowl XXXIX.

★ **2003 (0/0):** Was placed on the physically unable to perform list during training camp (8/26) and was subsequently moved to injured reserve (11/10) ... Did not participate in any games due to injury.

★ **2002 (2/1):** Made his NFL debut against Miami (10/6) ... Started in his first NFL game a week later against Green Bay (10/13) but left the game due to injury ... Placed on injured reserve (10/23).

★ **2001 (0/0, 0/0 – New England; 0/0 – Philadelphia):** Signed by the Patriots as a rookie free agent (7/23) but

was later waived (8/26) ... Signed to the Eagles practice squad (9/4) ... Signed to the Patriots active roster (12/12) ... Listed among the Patriots day of game inactives for the final three games of the regular season and all three postseason games, including Super Bowl XXXVI.

COLLEGE

Neal was a championship wrestler at Cal State-Bakersfield ... Did not play football in college ... Completed his CSUB wrestling career in style, winning his second NCAA Division I title and winning the Dan Hodge Award, known as the Heisman Trophy of wrestling ... Also won the U.S. Freestyle Championship, the Pan-American Games title and the World Championships ... In winning the Pan-Am Games, came from behind to defeat the defending world champion from Cuba ... Was 44-0 for CSUB in 1999 ... Broke CSUB's school record for pins in a season (31) and in a career (71) ... He also finished as the school record holder for career wins at CSUB with 156 ... Finished his career with an 88-match win streak, with 49 pins in that stretch ... Under his leadership, the team won its second Pac-10 title in 1999, and placed eighth at the NCAA Division I Championships, the team's third top eight finish in four years ... Went into the Pac-10 record books in 1999, becoming the conference's first four-time champion in the same weight class and just the second four-time champion ever ... He completed his career undefeated in Pac-10 competition with a record of 34-0, also best in conference history ... His career dual-meet record was 61-3, and 37-0 over his last two seasons (1998-99) ... Found success for the third consecutive year at the prestigious National Wrestling Coaches Association All-Star Classic, pinning Oklahoma's John Henry Ward in just 25 seconds ... He also won his third-straight Midlands

Championships title, picking up the Dan Gable Outstanding Wrestler Award and the Gorriannan Award for the most falls in the least amount of time ... In 1998, he became just the third Roadrunner wrestler to complete an undefeated and untied season along with Olympians Joe Gonzalez and John Azevedo ... Compiled a 151-10 record in four seasons at CSUB while earning All-America honors all four years ... Placed second at nationals as a sophomore and fourth as a freshman ... His academics earned accolades as well, as he was a four-time Academic All-American and a four-time Pac-10 Academic All-Conference first team ... His 3.24 grade point average earned him NWCA Student Athlete of the Year honors.

PERSONAL

Stephen Matthew Neal was born the son of Jack and Illys Neal on Oct. 9, 1976 in San Diego, Calif. ... A five-sport athlete at San Diego High School, he competed in wrestling, football, swimming, tennis and track and field ... Finished fourth in the state his senior year with a 45-2 record at 189 pounds ... Wrestled against 1998 Heisman Trophy winner Ricky Williams while wrestling at San Diego High ... Wrestled against former WWE Champion Brock Lesnar while at Cal State-Bakersfield ... Would like to become a college wrestling coach following his pro football career ... Majored in physical education at CSUB ... In 2008, spoke to over 500 Medford, Mass. Elementary school students on the importance of reading and staying in school ... Served as an honorary coach in the 2008 BELL Bowl, a fundraiser at Gillette Stadium to benefit the BELL Foundation ... Steve and his wife Jodee were married in 2002 and have two daughters, Colby and Jillian and a son, Gunnar.



50 SEASONS

#68

Ryan O'CALLAGHAN

TACKLE

HT: **6-7** WT: **330 lbs**
 Born: **7/19/83**
 Exp. (NFL/Patriots): **4/4**
 GP/GS (Playoffs): **26/7 (3/0)**
 Acq: **D5-06 (136th)**
 College: **California**
 Hometown: **Redding, Calif.**

CAREER TRANSACTIONS

Ryan O'Callaghan was drafted by the New England Patriots in the fifth round (136th overall) in the 2006 NFL Draft ... Signed by the Patriots (7/19/06) ... Placed on injured reserve with a shoulder injury (8/26/08).


CAREER HIGHLIGHTS

- ★ O'Callaghan has played in 26 games with seven starts for the Patriots over three seasons with the club (2006-08).
- ★ In 2007, O'Callaghan played in a career-high 15 games and made his lone start of the season in at right tackle in the Patriots' 38-35 win over the New York Giants on Dec. 29 – the final victory in the Patriots' 16-0 regular season.
- ★ As a rookie in 2006, O'Callaghan started a career-high six games at right tackle.

SEASONAL REVIEWS

- ★ **2008 (0/0):** Placed on injured reserve with a shoulder injury (8/26) and missed the 2008 season due to injury.
- ★ **2007 (15/1, 3/0):** Set a career high for games played, making 15 appearances in 2007, including one start at right tackle ... Appeared primarily as a reserve and on special teams protection units ... Played in every game except for Cincinnati (10/1) ... Played in a reserve role at right tackle

in the Patriots' win over the New York Jets (9/9) ... Saw action on special teams coverage units and reported as an extra tackle on six offensive plays versus San Diego (9/16) ... Made his first start of the season at right tackle at the New York Giants (12/29) and contributed to an offensive line that only surrendered one sack to the league's top rated pass rush in 43 dropbacks ... Played on special teams protection and return units in Super Bowl XLII (2/3).



EXTRA POINTS

- ★ Ryan's father, Tom, was a catcher in the San Francisco Giants minor league system.
- ★ During his senior season at Cal, Ryan was awarded the Morris Trophy, which is given to the most outstanding offensive and defensive linemen in the Pacific-10 Conference. What makes the award unique is the selection procedure, which has the starting defensive linemen in the Conference voting for the offensive winner and vice versa.

★ **2006 (11/6, 0/0):** Saw action in 11 games as a rookie, starting six contests at right tackle ... Started in games one through three and in games five through seven ... Dressed but did not see action in all three playoff games ... Helped pave the way for the Patriots to record 1,969 rushing yards, the team's second highest total in the last 18 years ... Started his first career game at right tackle in the Patriots' 19-17 victory over Buffalo (9/10) ... Member of an offensive line that opened holes for Patriots' rushers to gain 183 rushing yards on 41 carries (4.5 yard avg.) in that game ... Started at right tackle as part of an offensive line that allowed Patriots' rushers to gain 147 yards against the N.Y. Jets (9/17) ... Started at right tackle and was a member of an offensive line that did not allow a sack despite 55 pass attempts against Denver (9/24) ... Started at right tackle at Minnesota (10/30) and was a member of an offensive front that gave Tom Brady enough time to throw for 372 yards and tie his career high with four touchdown tosses ... Helped to pave the way for a running game that averaged 5.7 yards per carry, gaining 85 yards on just 15 rushes.

COLLEGE

Started 35 games for the University of California over four seasons (2002-05), missing only one game in his collegiate career ... In his final two seasons with the Bears, blocked for a 2,000-yard rusher (J.J. Arrington, 2004) and a pair of 1,000-yard performers (Marshawn Lynch and Justin Forsett,

2005) ... A two-time All-Pac-10 first team selection (2004-05) ... Recorded a total of 44 touchdown-resulting blocks in his career ... Started all 11 games in which he played as a senior in 2005 ... All-Pac-10 Conference first-team selection ... Recipient of the Morris Trophy, given to the outstanding offensive and defensive linemen in the Pac-10 Conference ... All-American Dream Team selection by The NFL Draft Report ... Rated the best right tackle in college by The Poor Man's Guide to the NFL Draft ... Started all 12 games as a junior in 2004 ... First-team All-Pac-10 Conference selection ... Started 11 of 12 games as a sophomore in 2003 ... Appeared in all 12 games as a reserve offensive tackle as a redshirt freshman in 2002.

PERSONAL

Ryan O'Callaghan was born the son of Tom and Evelyn O'Callaghan on July 19, 1983 in Susanville, Calif. ... Attended Enterprise (Redding, Calif.) High School, where he earned Prep Star All-America honors and was rated the 10th-best offensive line prospect in the West as a senior ... Selected to play on the California state all-star team vs. Florida ... Was a dominant offensive tackle as a senior, allowing no sacks while registering 74 knockdown blocks for a 10-2 team in 2000 ... Led a rushing attack that averaged 240 yards per game in his senior season ... Participated in Blue Cross Blue Shield Field Day at Gillette Stadium in 2007, running football drills for over 300 children at the event ... Was an interdisciplinary studies major at the University of California.

HT: 6-5 WT: 230 lbs
Born: 5/25/85
Exp. (NFL/Patriots): 2/2
GP/GS (Playoffs): 2/0 (0/0)
Acq: D3-08 (94th)
College: San Diego State
Hometown: Carlsbad, Calif.

CAREER TRANSACTIONS

Kevin O'Connell was drafted by the New England Patriots in the third round (94th overall) of the 2008 NFL Draft ... Signed by the Patriots (7/21/08).

SEASONAL REVIEWS

★ **2008 (2/0):** Appeared in two games as a reserve and completed 4-of-6 passes for 23 yards ... Played in his first NFL game in reserve at quarterback against Miami (9/21) ... Was listed as the third quarterback for the season opener and was active but did not play in his role as backup quarterback for 13 games ... Saw his first NFL game action, entering the game during the fourth quarter at quarterback, completing 3-of-4 pass attempts for 25 yards against Miami (9/21) ... Played in reserve at quarterback, taking over for Matt Cassel in the Patriots' victory over Arizona (12/21).

COLLEGE

Played in 40 games at San Diego State over four seasons from 2004-07 after redshirting in 2003 ... Was a four-time team captain and gained 7,689 yards on 664-of-1,151 passes (57.7 pct.), 46 touchdowns and 34 interceptions ... Totaled 1,312 rushing yards on 396 carries (3.3 avg.) and 19 touchdowns ... Finished second in Aztec annals with 9,001 yards in total offense ... His 7,689 passing yards ranked third on the school career list ... His 46 touchdown passes ranked fourth ... In 2007, became the first player to lead the Aztecs in both rushing and passing in the same season ... Paced the Aztecs in 2007 with 135 carries for 408 yards

(3.0 avg.) and 11 rushing touchdowns, school records for a quarterback ... Appeared in seven games in 2006, starting four ... Started all 12 games in 2005 and tallied 3,065 yards in total offense ... Was named team captain midway through the 2004 season, taking over at quarterback for the final five games while competing in nine contests.

PERSONAL

Kevin O'Connell was born the son of Bill and Suzanne O'Connell May 25, 1985, in Knoxville, Tenn. ... Attended La Costa Canyon (Carlsbad, Calif.) High School, lettering three times in football and twice in basketball ... In November 2008, helped pass out Thanksgiving food baskets at Morgan Memorial Goodwill Industries in Boston ... Participated in the 2008 Salvation Army Holiday Party at Gillette Stadium with nearly 250 children from the Boston and Providence Salvation Army centers ... Majored in political science at San Diego State.

★ Kevin played basketball with University of Arizona hoops standout Chase Budinger at La Costa Canyon High School in Carlsbad, Calif.
★ Kevin enjoys golfing and surfing in his spare time and he is also a certified scuba diver.



HT: 5-11 WT: 190 lbs
 Born: 2/18/84
 Exp. (NFL/Patriots): 3/3
 GP/GS (Playoffs): 10/0 (0/0)
 Acq: D6-07 (202nd)
 College: Notre Dame
 Hometown: Warner Robins, Ga.

CAREER TRANSACTIONS

Mike Richardson was drafted by the New England Patriots in the sixth round (202nd overall) of the 2007 NFL Draft ... Signed by the Patriots (7/14/07) ... Placed on injured reserve with a hand injury (8/28/07) ... Released by the Patriots (8/30/08) ... Signed to the Patriots practice squad (8/31/08) ... Signed to the Patriots' active roster (10/20/08).

SEASONAL REVIEWS

★ **2008 (10/0):** Played in 10 of the last 11 games after being signed to the active roster from the practice squad on Oct. 20 ... Recorded four solo tackles on defense and ranked sixth on the team with eight special teams tackles ... Made his NFL debut against Denver (10/20) ... Tied for the team lead in special teams tackles twice (vs. PIT, vs. ARI) in 2008 ... Made his first NFL appearance, playing in reserve at cornerback against Denver (10/20) and made two special teams tackles ... Made three solo tackles in coverage while tallying one special teams tackle against St. Louis (10/26) ... Tied for the team lead in special teams tackles with two and made one solo tackle in coverage against Pittsburgh (11/30) ... Contributed one special teams tackle in the Patriots' comeback win at Seattle (12/7) ... Tied for the team lead with two special teams tackles against Arizona (12/21).

★ **2007 (0/0):** Placed on injured reserve (8/28) and missed his rookie season due to a hand injury.

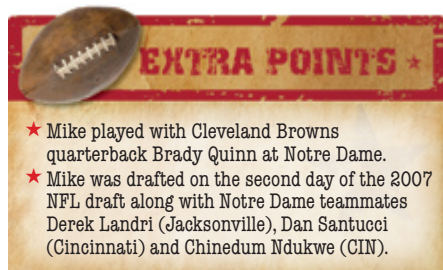
COLLEGE

Played in 49 games over four seasons with the Irish ... Totaled 121 tackles (84 solo), 13 tackles for loss (10 solo), eight interceptions, 12 passes defended and two forced

fumbles... 2006 (Fifth-Year): Veteran leader of the Notre Dame secondary ... Started all 12 games at cornerback ... Led the team with four interceptions, a mark that led all Division I-A independents ... Recorded his four interceptions in the final three games of the season, including a pick in the Sugar Bowl against LSU.

PERSONAL

Michael Isaiah Richardson was born February 18, 1984, in Sumter, S.C. ... Graduated from Warner Robins (Ga.) High School ... Earned four letters in football at wide receiver and cornerback ... Finished with career totals of 1,866 rushing yards, 24 receptions for 450 yards and 24 total touchdowns ... Ran bests of 14.4 in 110-high hurdles and 38.0 in 300-intermediate hurdles ... He is the younger of two children ... A graduate of Notre Dame's Mendoza College of Business with a degree in marketing ... Enrolled in graduate studies at Notre Dame after earning his degree.



★ Mike played with Cleveland Browns quarterback Brady Quinn at Notre Dame.
 ★ Mike was drafted on the second day of the 2007 NFL draft along with Notre Dame teammates Derek Landri (Jacksonville), Dan Santucci (Cincinnati) and Chinedum Ndukwe (CIN).

★ ★ ★ ★ MIKE RICHARDSON ★ ★ ★ ★																			
Pos: CB		Ht: 5-11	Wt: 190	Year: 3rd		Acq: D6-07 (202nd)		College: Notre Dame				Born: 2/18/84							
REGULAR SEASON			TACKLES					INTERCEPTIONS					MISCELLANEOUS						
Year	Team	G/S	TT	UT	A	S	Yds	No	Yds	Avg	Lg	TD	PD	FF	FR	Yds	TD	SpT	
2007	Patriots	0/0						Injured Reserve											
2008	Patriots	10/0	4	4	0	0.0	0.0	0	0	0.0	0	0	0	0	0	0	0	8	
Totals-2 years		10/0	4	4	0	0.0	0.0	0	0	0.0	0	0	0	0	0	0	0	8	
POSTSEASON			TACKLES					INTERCEPTIONS					MISCELLANEOUS						
Year	Team	G/S	TT	UT	A	S	Yds	No	Yds	Avg	Lg	TD	PD	FF	FR	Yds	TD	SpT	
2007	Patriots	0/0						Injured Reserve											
Totals-1 year		0/0	0	0	0	0.0	0.0	0	0	0	0.0	0	0	0	0	0	0	0	





#36

James
SANDERS

HT: **5-10** WT: **210 lbs**
 Born: **11/11/83**
 Exp. (NFL/Patriots): **5/5**
 GP/GS (Playoffs): **55/36 (8/6)**
 Acq: **D4-05 (133rd)**
 College: **Fresno State**
 Hometown: **Porterville, Calif.**


SAFETY

CAREER TRANSACTIONS

James Sanders was drafted by the New England Patriots in the fourth round (133rd overall) of the 2005 NFL Draft ... Signed by the Patriots (7/20/05) ... Re-signed by the Patriots (3/5/09).

CAREER HIGHLIGHTS


- ★ Sanders enters the 2009 season having played in 55 games with 36 starts over his first four NFL seasons (2005-08), totaling 198 tackles (144 solo), one sack, five interceptions for 112 yards and a touchdown, 10 passes defended and 21 special teams tackles.
- ★ Sanders enters 2009 having started 29 games at safety for the Patriots over the past two seasons (2007-08), and his 139 tackles over that span lead all Patriots defensive backs.
- ★ In 2008, Sanders started 14 games at free safety and recorded 66 tackles, placing him sixth on the squad. He was part of a Patriots defense that allowed 19.3 points per game, a total that ranked eighth in the NFL.
- ★ Sanders started all 15 games in which he played in 2007, leading all Patriots defensive backs with a career-high 73 tackles. He helped the Patriots defense allow just 288.3 yards per game, the lowest total for the franchise in 25 years.
- ★ In 2006, Sanders started five regular-season games and all three playoff games at safety. He recorded a career-high 45 tackles (30 solo) in the regular season and finished third on the team with 17 tackles (12 solo) in the playoffs, a figure that led the Patriots secondary.
- ★ In 2006, Sanders was part of a Patriots secondary that allowed just 10 touchdown passes by opponents, a mark that led the NFL and stands as the fewest allowed in team history for a single season.
- ★ Sanders returned his first career interception 39 yards for a touchdown at Buffalo (12/11/05), grabbing a pass that had been tipped by Tedy Bruschi and racing into the end zone for the score.

SEASONAL REVIEWS

★ **2008 (14/14):** Started 14 games at free safety and recorded 66 tackles (44 solo) ... His 66 stops placed sixth on the team and ranked second among Patriots defensive backs ... Recorded an interception and three passes defended ... Tallied four special teams tackles ... Tallied three solo tackles, one pass defended and a special teams tackle against Kansas City (9/7) ... Started at free safety and tallied six tackles at the N.Y. Jets (9/14) ... Tied for the team lead in special teams tackles with two while making five tackles in coverage against Miami (9/21) ... Grabbed his first interception of the season and the fifth interception of his career, picking off a Jay Cutler pass intended for Nate Jackson against Denver (10/20) ... Tallied five solo tackles ... Racked up a season high seven tackles (4 solo) against the N.Y. Jets (11/13) ... Started at free safety, making five tackles (4 solo) with one pass defended while breaking up a Chad Pennington pass intended for Anthony Fasano at

Miami (11/23) ... Tallied seven tackles with four solo stops while making the start at free safety against Pittsburgh (11/30) ... Returned to action after missing two games due to injury, making the start at free safety in the Patriots' shutout victory at Buffalo (12/28) ... Led the secondary with a single-game season high eight tackles, which included seven solo stops.

★ **2007 (15/15, 3/3):** Set season career highs for games played and starts, getting the nod in all 15 games he played in ... Established single-season career highs in tackles (73), solo tackles (60), interceptions (2), passes defended (5) and special teams tackles (7) ... Led all secondary players with 73 tackles in 2007 ... Registered four solo tackles, including one to drag down Jerricho Cotchery one yard short of a first down on third and nine, in the Patriots' win at the New York Jets (9/9) ... Teamed up with Antonio Thomas to deny LaDainian Tomlinson of a first down on third-and-one while making four tackles (3 solo) against San Diego (9/16) ... Led the secondary with seven tackles in the Patriots' win over Buffalo (9/23) ... Made two tackles and was second on the team with two special teams tackles at Cincinnati (10/1) ... Stopped Santana Moss short of a first down on fourth-and-four in the flat while making two tackles against Washington (10/28) ... Led the secondary in tackles with seven in the Patriots' comeback win at Indianapolis (11/4) ... Dropped Bills running back Anthony Thomas for a loss twice while tying for the team lead in tackles with six at Buffalo (11/18) ... Later forced Buffalo's Dwayne Wright to cough up the ball with a helmet to ball hit, forcing the ball into the air and allowing Ellis Hobbs to gather the loose ball, which he returned for a touchdown ... Made his first interception of the season, snaring an A.J. Feeley pass intended for Reggie Brown to seal the Patriots' win over Philadelphia (11/25) ... Tallied a season high two passes defended against the Eagles ... Registered his second interception in as many weeks, picking off a Kyle Boller pass intended for Devarn Darling and tacking on a 42-yard return in the Patriots' comeback win at Baltimore (12/3) ... Tallied a season high eight tackles (7 solo) in the Patriots' win over Pittsburgh (12/9) ... Came up with his first career fumble recovery, corralling a Chris Hanson punt that was touched by the Steelers' William Gay ... Set a single-game playoff career high with eight tackles



EXTRA POINTS

- ★ James is the oldest of six children, and began taking care of his five younger siblings at an early age.
- ★ The starting defensive backfield from James' junior season at Fresno State all play in the NFL. Cornerback Richard Marshall plays for Carolina, cornerback Marcus McCauley plays for Minnesota and safety Tyrone Culver plays for the Miami Dolphins.

(6 solo) in the Patriots' win over Jacksonville (1/12) in the AFC Divisional playoffs ... Made three solo tackles against San Diego in the AFC Championship Game ... Contributed four tackles (3 solo) in Super Bowl XLII (2/3).

★ **2006 (16/5, 3/3):** Played in all 16 regular season contests, starting five games at safety ... Started all three postseason games at safety ... Finished the regular season with a career-high 45 tackles (30 solo) and led the secondary with 17 playoff tackles, a total that placed third on the team ... Tied for the team lead in tackles once (vs. DET) ... Tied for the team lead in special teams tackles twice (at CIN, at BUF) ... Started at safety at Green Bay (11/19) ... Recorded three tackles (2 solo) ... Started at safety against Chicago (11/26) and collected a career-high seven tackles (5 solo) and a quarterback hit ... Teamed with Ty Warren to stuff Thomas Jones for no gain on a rush off right end in the first quarter ... Started at safety against Detroit (12/3) and tied for the team lead with 11 tackles (5 solo) ... Notched seven solo tackles and an interception against Houston (12/17) ... Made a one-handed interception after Tedy Bruschi deflected a David Carr pass intended for Eric Moulds in the first quarter ... Saw significant action at safety after Rodney Harrison left the game in the second quarter at Tennessee (12/31) ... Posted seven tackles (6 solo) and a sack ... Dropped Vince Young for a 5-yard sack late in the second quarter ... Made the start at safety in place of Harrison in a wild card playoff game against the Jets (1/7) ... Recorded four tackles (2 solo) ... Knocked down a pass intended for Jerricho Cotchery in the fourth quarter ... Posted six tackles (5 solo) and a sack in a divisional playoff game at San Diego (1/14) ... Sacked Philip Rivers for a 10-yard loss on a third-and-17 play in the third quarter ... Finished tied for second on the team with seven tackles (5 solo) in the AFC Championship Game at Indianapolis (1/21).

★ **2005 (10/2, 2/0):** Started two of 10 games as a rookie and participated in both playoff contests ... Returned his first career interception 39 yards for a touchdown at Buffalo (12/11) ... Made his NFL debut at Atlanta (10/9) and made his first career start against Denver (10/16) ... Collected

14 tackles (10 solo) and an interception along with five special teams tackles ... Made his first career NFL start and collected two solo tackles against Denver (10/16) ... Collected a tackle and an interception return for a score against Buffalo (12/11). Grabbed a pass that had been tipped by Tedy Bruschi and returned the interception 39 yards for a touchdown in the fourth quarter. Blitzed from the edge and forced JP Losman to throw an incompletion on third-and-11 late in the third quarter ... Saw action as the dime back, notching a solo tackle and a fumble recovery against the N.Y. Jets (12/26). Recovered a fumble after Adam Vinatieri's kickoff bounced off David Barrett's leg late in the second quarter.

COLLEGE

Started 32 of 40 games over three seasons for Fresno State (2002-04) ... Recorded 238 tackles (120 solo) and 24 tackles for losses totaling 80 yards ... Intercepted seven passes, returning one for a touchdown, and recorded 18 passes defended ... Also tallied seven sacks, forced two fumbles and recovered two ... Blocked three kicks on special teams ... Finished third on the team with 63 tackles (29 solo) as a junior in 2004, his final season with the Bulldogs ... Intercepted three passes for 60 yards and a touchdown ... In 2003 was the only sophomore on the All-Western Athletic Conference first-team ... Played in every game, starting 10 contests at strong safety ... Was a First-Team Freshman All-American selection by the Football Writers of America in 2002 ... Played in every game and started 11 at strong safety ... Finished second on the team with 82 tackles (36 solo).

PERSONAL

James Sanders was born the son of Kathy and Keith Thompson on November 11, 1983 in Porterville, Calif. ... Attended Monache (Porterville, Calif.) High School ... Was team captain and MVP in 2000 ... Named to the Fresno Bee All-Star first-team defensive squad ... Also played receiver, running back and returned punts and kicks ... Was a Health Science major at Fresno State ... James and his wife Elysia have a son, James Jr., and a daughter, Jordyn.

★ ★ ★ ★ JAMES SANDERS ★ ★ ★ ★

Pos: S Ht: 5-10 Wt: 210 Year: 5th Acq: D4-05 College: Fresno State Born: 11/11/83

REGULAR SEASON			TACKLES					INTERCEPTIONS						MISCELLANEOUS				
Year	Team	G/S	TT	UT	A	S	Yds	No	Yds	Avg	Lg	TD	PD	FF	FR	Yds	TD	SpT
2005	Patriots	10/2	14	10	4	0.0	0.0	1	39	39.0	39t	1	1	0	0	0	0	5
2006	Patriots	16/5	45	30	15	1.0	5.0	1	21	21.0	21	0	1	0	0	0	0	5
2007	Patriots	15/15	73	60	13	0.0	0.0	2	43	21.5	42	0	5	1	0	0	0	7
2008	Patriots	14/14	66	44	22	0.0	0.0	1	9	9.0	9	0	3	0	0	0	0	4
Totals-4 years		55/36	198	144	54	1.0	5.0	5	112	22.4	42	1	10	1	0	0	0	21
POSTSEASON			TACKLES					INTERCEPTIONS						MISCELLANEOUS				
Year	Team	G/S	TT	UT	A	S	Yds	No	Yds	Avg	Lg	TD	PD	FF	FR	Yds	TD	SpT
2005	Patriots	2/0	0	0	0	0.0	0.0	0	0	0.0	0	0	0	0	0	0	0	1
2006	Patriots	3/3	17	12	5	1.0	10.0	0	0	0.0	0	0	1	0	0	0	0	1
2007	Patriots	3/3	15	12	3	0.0	0.0	0	0	0.0	0	0	0	0	1	0	0	1
Totals-3 years		8/6	32	24	8	1.0	10.0	0	0	0.0	0	0	1	0	1	0	0	3

★ ★ ★ ★ SANDERS' CAREER GAME-BY-GAME ★ ★ ★ ★

Year	Opponent	P/S	TT	UT	A	S	Yds	Int	Yds	PD	FF	FR	SpT	W/L	Score
09/08	Oakland						Inactive							W	30-20
09/18	at Carolina						Inactive							L	17-27
09/25	at Pittsburgh						Inactive							W	23-20
10/02	San Diego						Inactive							L	17-41
10/09	at Atlanta	p	0	0	0									W	31-28
10/16	at Denver	S	2	2	0									L	20-28
10/30	Buffalo						Inactive							W	21-16
11/07	Indianapolis						Inactive							L	21-40
11/13	at Miami	p	1	1	0								1	W	23-16
11/20	New Orleans	p	0	0	0									W	24-27
11/27	at Kansas City	p	0	0	0									L	16-26
12/04	N.Y. Jets	p	0	2	2							2		W	16-3
12/11	at Buffalo	p	1	0	1		-1	39	1					W	35-7
12/17	Tampa Bay	p	0	0	0									-	W 28-0
12/26	at N.Y. Jets	p	1	1	0									-	W 31-21
01/01	Miami	S	7	6	1									-	2 L 26-28
2005 Totals			102	14	4	0.0	0.0	1	39	1	0	0	5		10-6
01/07	Jacksonville	p	0	0	0									-	W 28-3
01/14	at Denver	p	0	0	0								1	L	13-27
2005 Postseason		2/0	0	0	0	0.0	0.0	0	0	0	0	0	1		1-1
Year	Opponent	P/S	TT	UT	A	S	Yds	Int	Yds	PD	FF	FR	SpT	W/L	Score
09/10	Buffalo	p	0	0	0									-	W 19-17
09/17	at N.Y. Jets	p	0	0	0									-	W 24-17
09/24	Denver	p	1	0	1									L	7-17
10/01	at Cincinnati	p	0	0	0								2	W	38-13
10/08	Miami	p	0	0	0									-	W 20-10

★ ★ ★ ★ ★ SANDERS' CAREER GAME-BY-GAME (CONT.) ★ ★ ★ ★ ★																																
10/22	at Buffalo	p	0	0	0	-	-	-	-	-	-	-	1	W	28-6	12/03	at Baltimore	S	5	4	1	-	-	-	1	42	1	-	-	-	W	27-24
10/30	at Minnesota	p	0	0	0	-	-	-	-	-	-	-	1	W	31-7	12/09	Pittsburgh	S	8	7	1	-	-	-	-	-	-	-	-	-	W	34-13
11/05	Indianapolis	p	0	0	0	-	-	-	-	-	-	-	1	L	20-27	12/16	N.Y. Jets								Inactive						W	20-10
11/12	N.Y. Jets	p	2	1	1	-	-	-	-	-	-	-	-	L	14-17	12/23	Miami	S	4	4	0	-	-	-	-	1	-	-	-	-	W	28-7
11/19	at Green Bay	S	3	2	1	-	-	-	-	-	-	-	-	W	35-0	12/29	at N.Y. Giants	S	4	4	0	-	-	-	-	-	-	-	-	-	W	38-35
11/26	Chicago	S	7	5	2	-	-	-	-	-	-	-	-	W	17-13	2007 Totals	15/15	73	60	13	0.0	0.0	2	43	5	1	0	7				16-0
12/03	Detroit	S	11	5	6	-	-	-	-	-	-	-	-	W	28-21	01/12	Jacksonville	S	8	6	2	-	-	-	-	-	-	-	1	W	31-20	
12/10	at Miami	S	3	1	2	-	-	-	-	-	-	-	-	L	0-21	01/20	San Diego	S	3	3	0	-	-	-	-	-	-	1	-	W	21-12	
12/17	Houston	S	7	7	0	-	-	1	21	1	-	-	-	W	40-7	02/03	N.Y. Giants	S	4	3	1	-	-	-	-	-	-	-	-	L	14-17	
12/24	at Jacksonville	p	4	3	1	-	-	-	-	-	-	-	-	W	24-21	2007 Postseason	3/3	15	12	3	0.0	0.0	0	0	0	0	1	1			2-1	
12/31	at Tennessee	p	7	6	1	1.0	5.0	-	-	-	-	-	-	W	40-23	2008	Opponent	P/S	TT	UT	A	S	Yds	Int	Yds	Pd	FF	FR	SpT	W/L	Score	
2006 Totals	16/5	45	30	15	1.0	5.0	1	21	1	0	0	5		12-4	09/07	Kansas City	S	3	3	0	-	-	-	-	-	-	1	-	1	W	17-10	
01/07	N.Y. Jets	S	4	2	2	-	-	-	-	-	-	-	-	W	37-16	09/14	at N.Y. Jets	S	6	2	4	-	-	-	-	-	-	-	-	-	W	19-10
01/14	at San Diego	S	6	5	1	1.0	10.0	-	-	-	-	-	-	W	24-21	09/21	Miami	S	5	1	4	-	-	-	-	-	-	-	2	L	13-38	
01/21	at Indianapolis	S	7	5	2	-	-	-	-	-	-	-	1	L	34-38	10/05	at San Francisco	S	2	2	0	-	-	-	-	-	-	-	-	-	W	30-21
2006 Postseason	3/3	17	12	5	1.0	10.0	0	0	1	0	0	1		2-1	10/12	at San Diego	S	4	4	0	-	-	-	-	-	-	-	-	-	L	10-30	
2007	Opponent	P/S	TT	UT	A	S	Yds	Int	Yds	Pd	FF	FR	SpT	W/L	Score	10/20	Denver	S	5	5	0	-	-	1	9	1	-	-	W	41-7		
09/09	at N.Y. Jets	S	4	4	0	-	-	-	-	-	-	-	-	W	38-14	10/26	St. Louis	S	5	2	3	-	-	-	-	-	-	-	-	W	23-16	
09/16	San Diego	S	4	3	1	-	-	-	-	-	-	-	1	W	38-14	11/02	at Indianapolis	S	2	2	0	-	-	-	-	-	-	-	-	L	15-18	
09/23	Buffalo	S	7	4	3	-	-	-	-	-	-	-	2	W	38-7	11/09	Buffalo	S	3	1	2	-	-	-	-	-	-	-	-	W	20-10	
10/01	at Cincinnati	S	2	2	0	-	-	-	-	-	-	-	2	W	34-13	11/13	N.Y. Jets	S	7	4	3	-	-	-	-	-	-	-	1	Lot	31-34	
10/07	Cleveland	S	3	3	0	-	-	-	-	-	-	-	-	W	34-17	11/23	at Miami	S	5	4	1	-	-	-	-	-	-	1	-	W	48-28	
10/14	Dallas	S	5	4	1	-	-	-	-	-	-	-	1	W	48-27	11/30	Pittsburgh	S	7	4	3	-	-	-	-	-	-	-	-	L	10-33	
10/21	at Miami	S	5	4	1	-	-	-	-	-	-	-	-	W	49-28	12/07	at Seattle	S	4	3	1	-	-	-	-	-	-	-	-	-	W	24-21
10/28	Washington	S	4	2	2	-	-	-	-	-	-	-	-	W	52-7	12/14	at Oakland										Inactive			W	49-26	
11/04	at Indianapolis	S	7	5	2	-	-	-	-	-	-	-	-	W	24-20	12/21	Arizona										Inactive			W	47-7	
11/18	at Buffalo	S	6	6	0	-	-	-	-	1	1	-	-	W	56-10	12/28	at Buffalo	S	8	7	1	-	-	-	-	-	-	-	-	-	W	13-0
11/25	Philadelphia	S	5	4	1	-	-	1	1	2	-	-	-	W	31-28	2008 Totals	14/14	66	44	22	0.0	0.0	1	9	3	0	0	4			11-5	



30 SEASONS

#93

Richard SEYMOUR

DEFENSIVE LINE

HT: 6-6 WT: 310 lbs

Born: 10/06/79

Exp. (NFL/Patriots): 9/9

GP/GS (Playoffs): 111/105 (15/13)

Aq: D1-01 (6th)

College: Georgia

Hometown: Gadsden, S.C.

PRO BOWLS: SUPER BOWLS:

02 03 04 05 06 01 03 04


CAREER TRANSACTIONS

Richard Seymour was drafted by the Patriots in the first round (sixth overall) of the 2001 NFL Draft ... Signed by the Patriots (7/24/01) ... Placed on the reserve/PUP list (9/1/07) ... Activated from the reserve/PUP list (10/27/07).

CAREER HIGHLIGHTS

- ★ In his eight seasons in New England (2001-08), Seymour has been a part of six division championships, four conference titles and three Super Bowl crowns.
- ★ Seymour earned a Pro Bowl berth in five straight seasons from 2002-06. His five Pro Bowl berths are the most by any Patriots defensive lineman since the 1970 AFL-NFL merger.
- ★ Seymour became the first Patriots defender since Andre Tippett (1984-88) to earn five straight Pro Bowl nods. He is the fifth player in team history to earn five straight Pro Bowl selections, joining John Hannah (eight straight from 1978-85), Mike Haynes (five straight from 1976-80), Ben Coates (five straight from 1994-98) and Tippett.
- ★ Since Seymour joined the Patriots in 2001, New England has allowed an average of 17.8 points per game, a total that ranks third in the NFL over that span. The Patriots have allowed fewer than 20 points per game six times in Seymour's eight seasons.
- ★ In 2008, Seymour led the Patriots with 8.0 sacks, a figure that tied his career high (2003). His 8.0 sacks last season tied his 2003 total as the most by a Patriots defensive lineman in a dozen years, dating back to when Willie McGinest had 9.5 sacks in 1996.
- ★ Seymour started 15 games in 2008 as a key part of a defense that finished eighth in the NFL in allowing 19.3 points per game.

- ★ Seymour enters the 2009 season tied for 10th in franchise history with 39.0 sacks in a Patriots uniform. His career sack total is tied with Houston Antwine (1961-71) for the sixth highest career total for a Patriots defensive lineman. Seymour's 39.0 career sacks for the Patriots entering 2009 are more than any other player on the team.
- ★ In 2007, Seymour returned from injury to start the final eight games of the season and all three of New England's playoff contests. He helped the Patriots defense allow just 288.3 yards per game, the lowest total for the franchise in 25 years, as New England completed an undefeated regular season. Seymour played in his fourth career Super Bowl in 2007.
- ★ In 2006, Seymour was a captain on a Patriots defense that set a franchise record by allowing just 14.81 points per game. The defense allowed just 237 points, the



EXTRA POINTS

- ★ Richard established the Richard Seymour BGC (Blessing God's Children) Foundation to empower low-income children through activities such as camps and health fairs.
- ★ Richard wears a size 17 shoe, the largest on the team.
- ★ Richard took a trip to Israel with owner Robert Kraft and teammate Benjamin Watson during the 2008 offseason and helped to kick off the last game of the regular season in the Israel Football League.

fewest by any Patriots club over a 16-game season.

- ★ In 2005, Seymour was named a first-team All-Pro by the Associated Press for the third consecutive season. From the time he returned from an injury on Nov. 13, 2005, until the end of the regular season, the Patriots allowed just 14.8 points per game while recording a 6-2 record.
- ★ Seymour helped to anchor a dominating three-game defensive effort from Dec. 4-17, 2005, when the Patriots allowed just 10 total points over the three contests, setting a franchise record for the fewest points allowed over a three-game span.
- ★ Seymour was named a defensive captain by his teammates in 2003, 2004, 2005 and 2006.
- ★ Seymour scored his first career touchdown on a 68-yard fumble return to ice the Patriots' victory over Buffalo on Oct. 3, 2004. The fumble return was the longest in franchise history.
- ★ In 2004, Seymour was a co-captain on a Patriots defense that allowed 16.25 points per game, the second fewest in the NFL and the third fewest in franchise history.
- ★ Seymour finished second on the Patriots with a career-high 8.0 sacks in 2003, while also setting career highs with 79 tackles (45 solo) and 10 pass deflections.
- ★ Seymour earned his first Pro Bowl selection in 2002 and became the first Patriots defensive tackle ever selected and the first Patriots defensive lineman to be honored since Willie McGinest in 1996. Former Patriots defensive tackles Houston Antwine (6) and Jim Lee Hunt (4) both earned multiple trips to the AFL All-Star Game during their careers.
- ★ Seymour collected 5.5 sacks during the 2002 season and shared the team lead with Willie McGinest.
- ★ Seymour has blocked seven field goals in his career, including a block in the 2003 divisional playoffs (1/10/03). Seymour blocked two field goals during the 2002 regular season, becoming the first Patriot since Chad Eaton in 2000 to block two field goals in one season.
- ★ Intercepted the first pass of his career vs. Buffalo (12/8/02) and returned it six yards.
- ★ Seymour finished second among Patriots defensive lineman with 44 tackles (25 solos) during his rookie season in 2001.

SEASONAL REVIEWS

★ **2008 (15/15):** Started the first 15 games of the season and tied his career high with a team-leading eight sacks ... Also led the team with 17 quarterback hits ... Finished eighth on the team with 63 tackles (34 solo) ... Tied for the team lead in tackles twice (at SD, at MIA) in 2008 ... Tied a single-game career high with a two-sack performance against Denver (10/20) ... Dragged down Brett Favre for a 9-yard sack at the N.Y. Jets (9/14) ... Started at defensive end while playing in his 100th career game at San Francisco (10/5) ... Tied for the team lead with six tackles at San Diego (10/12) ... Tallied a season high two sacks against Denver (10/20) ... Dragged down Jay Cutler for a 6-yard sack followed by a 7-yard sack ... Tallied a season high eight tackles and four quarterback hits and one sack against St. Louis (10/26) ... Five of his eight tackles came on plays that resulted in a loss or no gain ... Dropped Marc Bulger for a 2-yard sack ... Tallied his fifth sack of the season, dropping Trent Edwards for a 6-yard loss against Buffalo (11/9) ... Teamed with Mike Vrabel to drop Marshawn Lynch for a 3-yard loss on third and goal, forcing the Bills to settle for a field goal ... Tallied seven tackles (4 solo) including his sixth sack of the season against the N.Y. Jets (11/13) ... Sacked Brett Favre for a 9-yard loss for his team-leading sixth sack of the year ... Hauled down Dolphins quarterback Chad

★ ★ ★ HONORS & AWARDS ★ ★ ★									
2007									
NFL.com's All-Interview Team									
2006									
Pro Bowl									
Associated Press All-Pro Second Team									
<i>Pro Football Weekly</i> /PFWA All-AFC Team									
NFL.com's All-Interview Team									
2005									
Pro Bowl									
Associated Press All-Pro First Team									
<i>Pro Football Weekly</i> /PFWA All-NFL Team									
AP/PFW/PFWA All-NFL Team									
NFL.com's All-Interview Team									
2004									
Pro Bowl									
Associated Press All-Pro First Team									
<i>Pro Football Weekly</i> /PFWA All-NFL Team									
<i>Football Digest</i> All-Pro Team									
<i>Sporting News</i> All-Pro Team									
2003									
Pro Bowl									
Associated Press All-Pro First Team									
AFC Special Teams Player of the Week (Wk. 7 & Div. Playoffs)									
Dr. Z's All-Pro Team									
NFL.com's All-Interview Team									
2002									
Pro Bowl									
2001									
<i>Pro Football Weekly</i> All-Rookie Team									
Dr. Z's Defensive Rookie of the Year									

Pennington for a 4-yard loss and his seventh sack of the season at Miami (11/23) ... Tallied two quarterback hits and tied for the team lead with six tackles (5 solo) ... Teamed up with Ellis Hobbs to sack Ben Roethlisberger for a 7-yard loss against Pittsburgh (11/30) ... Pounced on a Seneca Wallace fumble created off of a Brandon Meriweather strip-sack in the fourth quarter to help seal the Patriots' win at Seattle (12/7) ... Combined with Mike Wright to drop Kurt Warner for a 7-yard loss against Arizona (12/21).

★ **2007 (9/8, 3/3):** Played in nine games and made eight starts at defensive end after being activated from the reserve/PUP list on Oct. 27 ... Saw his first action of the season in reserve at defensive end in the Patriots' win against Washington (10/28) and tallied two tackles ... Made his first start of the season at Indianapolis (11/4) and made his presence felt on special teams, blocking an Adam Vinatieri 50-yard field goal attempt for his seventh career and sixth regular season blocked kick ... Made two tackles for a loss against the Colts, taking down Kenton Keith for a 5-yard loss and then stuffing Joseph Addai for a 1-yard loss ... Set a season high with five solo tackles in the Patriots' comeback win at Baltimore (12/3) ... Teamed up with Adalius Thomas to stand up Ravens running back Willis McGahee for a 2-yard loss ... Made four tackles with two of those tackles resulting in no gain against Pittsburgh (12/9) ... Tallied three quarterback hits in a relentless pass rush against the New York Jets (12/16) while tallying a half sack, one pass defense and two solo tackles ... Pressured Jets starter Kellen Clemens to throw a pass that was intercepted by Eugene Wilson and returned for a touchdown ... Teamed with Jarvis Green to sack Chad Pennington for a 13-yard loss ... Recorded his first full sack of the year, chasing down Dolphins quarterback Cleo Lemon for an 8-yard sack in the

Patriots' win over Miami (12/23) ... Started at defensive end and made four tackles, including a tackle on running back Reuben Droughns for a 1-yard loss in the Patriots' comeback victory over the New York Giants (12/29) ... Tied for the team lead with nine tackles in the Patriots' win over Jacksonville (1/12) in the AFC Divisional playoffs ... Made seven tackles in Super Bowl XLII against the New York Giants (2/3).

★ **2006 (16/15, 3/3):** Was voted a defensive captain by his teammates ... Selected to his fifth consecutive Pro Bowl ... Started 15 of 16 games on the defensive line ... Led the team or tied for the team lead in sacks three times (vs. BUF, at NYJ, vs. CHI) ... Made the start at defensive end ... Collected five tackles (4 solo) and a sack against Buffalo (9/10) ... Finished second on the team with three quarterback hits ... Sacked JP Losman for a 6-yard loss on a critical third-and-two play in the fourth quarter ... Notched six tackles (3 solo), one-and-a-half sacks, a pass defended and a quarterback hit against the N.Y. Jets (9/17) ... Halted a Jets' drive with a sack of Chad Pennington at the end of the second quarter ... Teamed with Mike Vrabel to sack Chad Pennington for a 10-yard loss on a third-and-eight play in the fourth quarter ... Registered a half a sack, a quarterback hit and a pass defended at Minnesota (10/30) ... Provided pressure in the pocket causing Brad Johnson to throw a pass that was intercepted by Chad Scott in the second quarter ... Teamed with Jarvis Green to drop Brooks Bollinger for a 2-yard sack in the fourth quarter ... Collected four tackles (1 solo), a sack, a pass defended, a blocked field goal and a fumble recovery against Chicago (11/26) ... Blocked a Robbie Gould 45-yard field goal attempt, keeping the score tied at 0-0 in the first quarter ... Recovered a fumble when Rex Grossman botched the snap on a third-and-five play deep in Patriots territory in the second quarter ... Sacked Rex Grossman for a 5-yard loss on a third-and-15 play in the third quarter ... Collected an interception and two passes defended against Houston (12/17) ... Teamed with Mike Vrabel to stuff Ron Dayne for no gain on a rush off left tackle in the first quarter ... Deflected a David Carr pass into the air and then intercepted it at the Houston 24-yard line in the first quarter ... Notched four solo tackles, a sack and two quarterback hits in a wild card playoff game against the Jets (1/7) ... Sacked Chad Pennington for an 8-yard loss on the Jets' final play of the game.

★ **2005 (12/12, 2/2):** Named a defensive captain by his teammates ... Selected to his fourth Pro Bowl and earned first-team All-Pro honors from the Associated Press ... Collected 69 tackles (41 solo), four sacks and four passes defended while starting 12 games ... His four sacks led all Patriots defensive linemen ... In the playoffs, ranked second on the team with 16 tackles and 1.5 sacks ... Once

he returned to the lineup after missing four games due to injury, the Patriots allowed just 14.8 points per game while recording a 6-2 record over the last eight regular-season games ... Anchored a defensive front that allowed an average of just 31.3 rushing yards per game in the month of December ... Co-captained a defense that allowed a total of just 10 points over three games (12/4-12/17), setting a franchise record for the fewest points allowed in a three-game period ... Led the team with 14 tackles (4 solo) and set a new career-high with 10 assists against Carolina (9/18) ... Led the team with nine tackles (7 solo), including two sacks for 17 yards and a pass defended against Pittsburgh (9/25) ... Recorded the first multiple-sack game of his career, dropping Ben Roethlisberger for a 9-yard loss in the second quarter and for an 8-yard loss in the fourth quarter ... Recorded six tackles, a sack and a fumble recovery against the N.Y. Jets (12/26) ... Sacked Brooks Bollinger for a 9-yard loss. Recovered a fumble that was forced when Hank Poteat sacked Bollinger ... Registered four tackles (3 solo), a fumble recovery and 0.5 sacks in the wild card playoff against Jacksonville (1/7) ... Recovered an Alvin Pearson fumble that was forced by Eugene Wilson ... Teamed with Willie McGinest to sack David Garrard for a 7-yard loss ... Led the team with 12 tackles (7 solo) and one sack in the divisional playoffs against Denver (1/14) ... Combined with Jarvis Green to sack Jake Plummer for a 7-yard loss. Teamed with Vince Wilfork to drop Plummer for a sack.

★ **2004 (15/15, 1/0):** Named to his third consecutive Pro Bowl ... Was voted a defensive captain for the 2004 season by his teammates ... Named a First Team All-Pro by the Associated Press, Football Digest, College & Pro Football Weekly, the PFWA and the Sporting News ... Finished tied for third on the team with 5.0 sacks ... Registered his first career touchdown in the Patriots' victory at Buffalo (10/3/04) ... Recorded a sack in Super Bowl XXXIX ... Tallied five tackles (2 solo), a sack and a fumble recovery that he returned for a touchdown against Buffalo (10/3) ... Registered his first career touchdown when he scooped up a Drew Bledsoe fumble and rumbled 68 yards for the game-clinching score in the fourth quarter. Sacked Bledsoe for an 8-yard loss in the fourth quarter ... Notched a career-high 16 tackles (8 solo) against the Steelers (10/31) ... Notched six tackles (4 solo) and a forced fumble that was returned for a touchdown against Cleveland (12/5) ... Caused William Green to fumble with a vicious hit and the ball was scooped up by Randall Gay for a 41-yard fumble recovery for a touchdown. Was part of a defense that allowed just 2.7 yards per carry and only 46 total rushing yards (17-46) ... Returned from injury to see significant action as a reserve on the defensive line in the Patriots' 24-21 victory over the Eagles in Super Bowl XXXIX ... Stonewalled Brian Westbrook for a 2-yard loss on his first play of the game. Sacked Donovan McNabb for a 6-yard loss in the third quarter ... Knocked down a McNabb pass at the line of scrimmage that was intended for Terrell Owens in the fourth quarter ... Helped to hold Philadelphia's rushing game in check, allowing only 45 rushing yards on 17 carries (2.6 avg).

★ **2003 (15/14, 3/3):** Was voted a defensive captain for the 2003 season by his teammates ... Earned his second consecutive Pro Bowl berth ... Finished second on the team with a career-high 8.0 sacks ... Was in on a sack in a team-leading nine games ... Ranked fourth on the team with a career-high 79 tackles (45 solo) ... Named AFC Special Teams Player of the Week on two occasions, for his performances in Week Seven and in the Divisional Playoffs ... Named an All-Pro by the Associated Press, Sports Illustrated and ESPN.com ... Recorded a sack and made two pass deflections that led to interceptions against the N.Y. Giants (10/12) ... Deflected a Kerry Collins pass at the

★ SEYMOUR'S SINGLE GAME CAREER HIGHS ★

Regular Season

Tackles:	16	at Pittsburgh (10/31/04)
Solos:	8	at Pittsburgh (10/31/04)
Assists:	10	at Carolina (10/31/05)
Sacks:	2	Two times, most recent vs. Denver (10/20/08)
Interceptions:	1	vs. Houston (12/17/06)
		vs. Buffalo (12/08/02)
Int. Return Yards:	6	vs. Buffalo (12/08/02)
Passes Defended:	4	at Houston (11/23/03)
Forced Fumbles:	1	at Kansas City (11/27/05)
		vs. Jacksonville (12/14/03)
		at Cleveland (12/05/04)
Fumble Recoveries:	1	Four times, most recent at vs. Chicago (11/26/06)
Touchdowns:	1	at Buffalo (10/03/04)

line of scrimmage on the first play of the game that was then intercepted by Tyrone Poole ... Tipped another Collins pass that was then intercepted by Rodney Harrison. Sacked Collins for a five-yard loss, forcing the Giants to settle for a field goal two plays later ... Named AFC Special Teams Player of the Week after blocking Olindo Mare's potential game-winning 35-yard field goal with 2:00 remaining in the game to preserve a 13-13 tie against Miami (10/19) ... Recorded six tackles, four pass defenses and a sack against Houston (11/23) ... Sacked Tony Banks for an eight-yard loss on third-and-two ... Named AFC Special Teams Player of the Week after tallying seven tackles (5 solo) and a blocked field goal in the Patriots' 17-14 divisional playoff victory over Tennessee (1/10) ... Blocked Gary Anderson's 31-yard field goal attempt with a strong push up the middle in the second quarter ... Collected two solo tackles, a fumble recovery and a pass defense in the Patriots' 32-29 Super Bowl XXXVIII victory over the Panthers ... Recovered a fumble after Mike Vrabel forced the ball loose with a blind-side sack of Jake Delhomme in the second quarter.

★ **2002 (16/16):** Earned his first Pro Bowl selection while starting all 16 games at defensive tackle ... Tied for the team lead with a career-high 5.5 sacks (Willie McGinest) ... Blocked two field goals ... Sacked Kordell Stewart for a 10-yard loss in the Patriots 30-14 win over the Steelers on Monday Night Football (9/9). Dropped Stewart for a three-yard loss on a quarterback draw play ... Tied a then career high with four assisted tackles ... Started at nose tackle and shared a sack, blocked a field goal and recovered a Viking fumble in the Patriots 24-17 victory over Minnesota (11/24) ... Helped give the Patriots early momentum by blocking a 43-yard Gary Anderson field goal attempt on Minnesota's first series of the game. Teamed with Tedy Bruschi to sack Daunte Culpepper for a total loss of four yards ... Recovered a Randy Moss fumble that was forced by Roman Phifer ... Key part of the Patriots strong defensive effort, recording an interception and a sack to go along with four tackles (2 solos) in a 27-17 win over the Bills (12/8) ... Grabbed a Drew Bledsoe pass that had been tipped by Anthony Pleasant and returned it six yards to the Buffalo nine-yard line. Sacked Drew Bledsoe for a loss of 10 yards.

★ **2001 (13/10, 3/2):** Played in 13 regular season games on the defensive line, including 10 starts ... Amassed 44 tackles (25 solos), including three sacks ... Voted to Pro Football Weekly All-Rookie Team ... Totaled 11 tackles (7 solos) in the postseason, including a sack in Super Bowl XXXVI ... Made his NFL debut against the N.Y. Jets (9/23) and recorded four tackles as the Patriots limited the Jets to 238 total yards, the lowest total they yielded during the season ... Started at nose tackle against Atlanta (11/4) and recorded his first career sack when he brought down Chris Chandler for a six-yard loss ... Part of a defensive assault on the Falcons quarterbacks as seven different defenders recorded a season-high nine sacks ... Recorded his first career fumble recovery against Carolina (1/6), covering a ball that Willie

McGinest stripped from running back Richard Huntley ... Lined up as an eligible fullback in goal line formations ... Made his first career postseason start at defensive tackle and recorded three tackles in the AFC Championship Game against Pittsburgh (1/27) ... Helped limit the Steelers to just 58 yards rushing on 22 carries (2.6 avg.) ... Tackled Amos Zereoue for a one-yard loss and brought down Kordell Stewart for a two-yard loss ... Recorded three tackles, including his first career postseason sack when he brought down Kurt Warner for a seven-yard loss in the Patriots 20-17 victory in Super Bowl XXXVI.

COLLEGE

Seymour was a four-year letterman at Georgia (1997-2000) ... Played in 41 games for the Bulldogs, earning 25 starting assignments ... Finished his career with 223 tackles (106 solos), nine-and-a-half sacks, 25.5 tackles for losses and 35 quarterback pressures ... Voted All-Southeastern Conference first-team pick twice (1999-2000) ... Led his team in both his senior and junior years with 10 and 10.5 tackles for losses, respectively ... Named SEC Player of the Week twice during his career. 2000 (Senior): Started 10 games at right defensive tackle, recording 78 tackles (35 solos) and a team-leading 10.5 tackles for loss ... Added one-and-a-half sacks for a loss of six-and-a-half yards ... Credited with 13 quarterback pressures. 1999 (Junior): Started all 11 games at right defensive tackle and led the team with 74 tackles (38 solos), including 10 tackles-for-loss ... Collected four sacks for 22 yards and seven quarterback pressures ... Also intercepted a pass. 1998 (Sophomore): Despite starting only four games, finished fourth on the team with 69 tackles (32 solos) ... Added four sacks for 38 yards and 14 quarterback pressures ... Recorded five tackles for losses, recovered and caused a fumble. 1997 (Freshman): Appeared in nine games during his freshman year at right defensive tackle ... Recorded two tackles and a quarterback pressure.

PERSONAL

Richard Vershaun Seymour was born the son of Richard and Deborah Seymour on Oct. 6, 1979 in Gadsden, S.C. ... First-team all-region and all-area selection as a two-way lineman at Lower Richland (S.C.) High ... Led the team with 83 tackles and eight sacks as a senior ... Named team captain and best defensive lineman on the team ... Also lettered in basketball and track ... A first-round selection in the 2001 draft, Richard spoke to the 2002 draft class about life as an NFL rookie at the NFL's annual rookie symposium in 2002 ... Plays the trombone ... In 2007, participated in Take A Player To School Day, going to a Sharon, Mass. elementary school and speaking to a school-wide assembly ... In 2007 and 2008, participated in the Salvation Army Holiday Party at Gillette Stadium with nearly 250 children from the Boston and Providence Salvation Army centers ... Majored in housing and consumer economics at Georgia ... Richard is married with three children.

★ ★ ★ ★ RICHARD SEYMOUR ★ ★ ★ ★																			
Pos: DL		Ht: 6-6	Wt: 310	Year: 9th	Acq: D1-01 (6th)	College: Georgia	Born: 10/6/79												
REGULAR SEASON		TACKLES						INTERCEPTIONS						MISCELLANEOUS					
Year	Team	P/S	TT	UT	A	S	Yds	No	Yds	Avg	Lg	TD	PD	FF	FR	Yds	TD	SpT	
2001	Patriots	13/10	44	25	19	3	18.0	0	0	0.0	0	0	1	0	1	0	0	0	
2002	Patriots	16/16	56	33	23	5.5	42.0	1	6	6.0	6	0	3	0	1	0	0	0	
2003	Patriots	15/14	80	45	35	8.0	57.0	0	0	0.0	0	0	10	1	0	0	0	0	
2004	Patriots	15/15	67	37	30	5.0	30.0	0	0	0.0	0	0	1	1	1	68	1	0	
2005	Patriots	12/12	69	41	28	4.0	33.0	0	0	0.0	0	0	4	1	1	0	0	0	
2006	Patriots	16/15	51	25	26	4.0	18.0	1	0	0.0	0	0	8	0	1	0	0	0	
2007	Patriots	9/8	30	16	14	1.5	14.5	0	0	0.0	0	0	1	0	0	0	0	0	
2008	Patriots	15/15	63	34	29	8.0	50.0	0	0	0.0	0	0	1	0	1	0	0	0	
Totals-8 years		111/105	460	256	204	39.0	262.5	2	6	3.0	6	0	29	3	6	68	1	0	

POSTSEASON		TACKLES						INTERCEPTIONS					MISCELLANEOUS					
Year	Team	P/S	TT	UT	A	S	Yds	No	Yds	Avg	Lg	TD	PD	FF	FR	Yds	TD	SpT
2001	Patriots	3/2	11	7	4	1.0	7.0	0	0	0.0	0	0	2	0	0	0	0	0
2003	Patriots	3/3	12	9	3	0.0	0.0	0	0	0.0	0	0	2	0	1	0	0	0
2004	Patriots	1/0	2	2	0	1.0	6.0	0	0	0.0	0	0	2	0	0	0	0	0
2005	Patriots	2/2	16	10	6	1.5	7.0	0	0	0.0	0	0	0	0	1	0	0	0
2006	Patriots	3/3	8	6	2	1.0	8.0	0	0	0.0	0	0	0	0	0	0	0	0
2007	Patriots	3/3	17	7	10	0.0	0.0	0	0	0.0	0	0	0	0	0	0	0	0
Totals-6 years		15/13	66	41	25	4.5	28.0	0	0	0.0	0	0	6	0	1	0	0	0

Additional Statistics: Blocked Field Goals / Regular Season – Career (6); 2001 (1), 2002 (2), 2003 (1), 2006(1), 2007(1)
Blocked Field Goals / Playoffs – Career (1); 2003 (1).

09/03	Opponent	P/S	TT	UT	A	S	Yds	Int	Yds	PD	FF	FR	SpT	W/L	Score	
09/03	at Cincinnati													L	17-23	
09/23	N.Y.Jets	S	4	3	1			Inactive						L	3-10	
09/30	Indianapolis	p	2	2	0									W	4-13	
10/07	at Miami	p	7	4	3									L	10-30	
10/14	San Diego	p	2	1	1									Wt	29-26	
10/21	at Indianapolis							Inactive						W	38-17	
10/28	Denver	S	1	0				Inactive						L	20-29	
11/04	at Atlanta	S	1	1	0	1	6.0							W	24-10	
11/11	Buffalo	S	7	5	2									W	21-11	
11/18	St. Louis	S	2	1	1									L	17-24	
11/25	New Orleans	S	3	1	2									W	34-17	
12/02	at N.Y.Jets	S	3	2	1	1	6.0							W	17-16	
12/09	Cleveland	S	5	1	4	1	6.0							W	27-16	
12/16	at Buffalo	S	2	1	0									Wt	29-27	
12/22	Miami	S	4	1	3									W	20-13	
01/06	at Carolina	S	2	2	0									1	W	38-6
2004 Totals		13/10	44	25	19	30	18.0	0	1	0	1	0	0		11-5	
01/19	Oakland	p	5	2	3									W	16-13	
01/27	at Pittsburgh	S	3	3	0									W	24-17	
02/03	St. Louis	S	3	2	1	1	7.0							W	20-17	
2005 Postseason		3/2	11	7	4	1	7.0	0	0	2	0	0	0		3-0	
2005 Opponent	P/S	TT	UT	A	S	Yds	Int	Yds	PD	FF	FR	SpT	W/L	Score		
09/09	Pittsburgh	S	6	2	4	1	10.0							W	30-14	
09/15	at Philadelphia	S	1	0	1									L	17-27	
09/22	N.Y.Jets	S	5	2	1	0	4.0							Wt	41-38	
09/29	at San Diego	S	6	5	1									L	14-21	
10/05	at Miami	S	2	1	1									L	13-26	
10/13	Green Bay	S	2	1	1									L	10-28	
10/27	Denver	S	4	3	1									L	16-24	
11/03	at Buffalo	S	2	2	0	1	8.0							W	38-7	
11/10	at Chicago	S	0	0	0									W	33-30	
11/14	at Oakland	S	0	0	0									L	20-27	
11/24	Minnesota	S	6	2	4	0.5	2.0							W	24-17	
11/28	at Detroit	S	0	0	0									W	20-12	
12/08	Buffalo	S	4	3	1	1	10.0	1	6	1				W	27-17	
12/16	at Tennessee	S	4	4	0									L	7-24	
12/22	N.Y.Jets	S	3	3	0									L	17-30	
12/29	Miami	S	6	5	1									Wt	27-7	
2005 Totals		16/16	56	33	23	5.5	42.0	1	6	3	0	1	0		9-4	
2005 Opponent	P/S	TT	UT	A	S	Yds	Int	Yds	PD	FF	FR	SpT	W/L	Score		
08/07	at Buffalo	S	7	3	4	1	7.0							L	9-31	
08/14	at Philadelphia	S	2	2	1									W	33-30	
09/21	N.Y.Jets	S	5	3	2									W	23-16	
09/28	at Washington	S	8	4	4									L	17-20	
10/05	Tennessee	S	6	4	2	1	7.0							W	38-30	
10/12	NY Giants	S	4	3	1	1	5.0							W	17-6	
10/19	at Miami	S	7	4	3									Wt	19-13	
10/28	Cleveland	S	4	3	1	0.5	4.5							W	9-3	
11/03	at Denver							Inactive						W	32-6	
11/16	Dallas	S	6	5	1	1	3.0							W	12-10	
11/23	at Houston	S	6	3	3	1	8.0							Wt	23-20	
11/30	at Indianapolis	S	8	2	6									1	W	38-34
12/07	Miami	S	4	2	2	1	13.0							W	12-0	
12/14	Jacksonville	p	7	5	2	1	6.0							W	27-13	
12/20	at N.Y.Jets	S	4	2	2	0.5	3.5							1	W	21-16
12/27	Buffalo	S	1	1	0									W	31-0	
2005 Totals		15/14	80	45	35	6.0	57.0	0	0	10	1	0	0		14-2	
01/10	Tennessee	S	7	5	2									W	17-14	
01/18	Indianapolis	S	3	2	1									W	24-14	
02/01	Carolina	S	2	2	0									1	W	32-29
2005 Postseason		3/3	12	9	3	0.0	7.0	0	0	2	0	0	0		3-0	
2006 Opponent	P/S	TT	UT	A	S	Yds	Int	Yds	PD	FF	FR	SpT	W/L	Score		
09/07	at Miami							Activated Off PUP List 10/27/07						W	49-28	
09/28	Washington	p	2	0	2									W	52-7	
11/04	at Indianapolis	S	6	5	1									W	24-20	
11/18	at Buffalo	S	0	0	0									L	40-47	
11/25	Philadelphia	S	3	1	2									W	31-28	
12/03	at Baltimore	S	5	4	1									W	27-24	
12/09	Pittsburgh	S	4	1	3									W	34-13	
12/16	N.Y.Jets	S	2	2	0	0.5	6.5							1	W	20-10
12/23	Miami	S	4	1	3	1	8.0							W	28-7	
12/29	at N.Y. Giants	S	4	2	2									W	38-35	
2006 Totals		16/15	51	25	26	4.0	18.0	1	0	8	0	1	0		12-4	
01/07	N.Y.Jets	S	4	4	0	1	8.0							W	37-16	
01/14	at San Diego	S	1	1	0									W	24-21	
01/21	at Indianapolis	S	3	1	2									L	34-38	
2006 Postseason		3/3	8	6	2	1.0	8.0	0	0	0	0	0	0		2-1	
2007 Opponent	P/S	TT	UT	A	S	Yds	Int	Yds	PD	FF	FR	SpT	W/L	Score		
09/07	at Miami							Activated Off PUP List 10/27/07						W	49-28	
09/28	Washington	p	2	0	2									W	52-7	
11/04	at Indianapolis	S	6	5	1									W	24-20	
11/18	at Buffalo	S	0	0	0									L	40-47	
11/25	Philadelphia	S	3	1	2									W	31-28	
12/03	at Baltimore	S	5	4	1									W	27-24	
12/09	Pittsburgh	S	4	1	3									W	34-13	
12/16	N.Y.Jets	S	2	2	0	0.5	6.5							1	W	20-10
12/23	Miami	S	4	1	3	1	8.0							W	28-7	
12/29	at N.Y. Giants	S	4	2	2									W	38-35	
2007 Totals		16/15	80	45	35	6.0	57.0	0	0	10	1	0	0		14-2	
01/10	Tennessee	S	7	5	2									W	17-14	
01/18	Indianapolis	S	3	2	1									W	24-14	
02/01	Carolina	S	2	2	0									1	W	32-29
2007 Postseason		3/3	12	9	3	0.0	7.0	0	0	2	0	0	0		3-0	
2008 Opponent	P/S	TT	UT	A	S	Yds	Int	Yds	PD	FF	FR	SpT	W/L	Score		
09/07	Indianapolis	S	6	2	4									W	27-24	
09/19	at Arizona	S	1	0	1									W	23-12	
10/03	at Buffalo	S	5	2	3	1	8.0							1	W	31-17
10/10	Miami	S	1	1	0	1	7.0							W	24-10	
10/17	Seattle	S	6	4	2									W	30-29	
10/24	N.Y.Jets	S	3	3	0									W	13-7	
10/31	at Pittsburgh	S	16	8										L	20-34	
11/07	at St. Louis	S	4	3	1	1	9.0							W	40-22	
11/14	Buffalo	S	0	0	0									W	29-6	
11/22	at Kansas City	S	6	3	3									W	27-19	
11/28	Baltimore	S	3	3	0	1	6.0							W	24-3	
12/05	at Cleveland	S	6	4	2									1	W	42-15
12/12	at Cincinnati	S	4	4	3									W	35-28	
12/20	at Miami	S	3	3	0	1	0.0							L	28-29	
12/26	at N.Y.Jets	S	3	3	0									W	23-7	
01/02	at San Francisco							Inactive						W	21-7	
2008 Totals		15/15	67	37	30	5.0	30.0	0	0	1	1	1	1		14-2	
01/16	Indianapolis							Inactive						W	20-3	
01/23	at Pittsburgh							Inactive						W	41-21	
02/06	Philadelphia	p	2	2	0	1	6.0							2	W	24-27
2008 Postseason		1/0	2	2	0	1	6.0	0	0	2	0	0	0		3-0	
2005 Opponent	P/S	TT	UT	A	S	Yds	Int	Yds	PD	FF	FR	SpT	W/L	Score		
09/09	at Carolina	S	8	5	3									W	30-30	
09/18	at Carolina	S	14	4	10									L	17-27	
09/25	at Pittsburgh	S	9	7	2	2	17.0							W	23-20	
10/02	San Diego	S	5	3	2									L	17-41	
10/09	at Atlanta							Inactive						W	31-28	
10/16	at Denver							Inactive						L	20-28	
10/30	Buffalo							Inactive						W	23-16	
11/07	Indianapolis	S	3	2	1									1	W	21-40
11/20	New Orleans	S	3	2	1									W	24-24	
11/27	at Kansas City	S	8	5	3									1	L	16-26
12/04	N.Y.Jets	S	1	0	1									1	W	35-3
12/11	at Buffalo	S	4	2	2	1	7.0							W	16-1	





#80

HT: 6-4 WT: 258 lbs
 Born: 5/22/82
 Exp. (NFL/Patriots): 5/1
 GP/GS (Playoffs): 58/43 (2/2)
 Acq: TR-09 (TB)
 College: Stanford
 Hometown: Denver, Colo.

Alex

SMITH

★ ★ ★ ★ ★
TIGHT END

CAREER TRANSACTIONS

Alex Smith was acquired by the Patriots from the Tampa Bay Buccaneers on April 30, 2009 in exchanged for a fifth round selection in the 2010 NFL Draft ... Originally selected by the Buccaneers in the third round (71st overall) of the 2005 NFL Draft.

CAREER HIGHLIGHTS

- ★ Smith joins the Patriots in 2009 as a veteran of four NFL seasons with the Buccaneers (2005-08). He led Buccaneers tight ends in receptions in three of his four seasons in Tampa Bay.
- ★ In four seasons with Tampa Bay, Smith played in 58 games with 43 starts and caught 129 passes for 1,252 yards (9.7 avg.) and 11 touchdowns.
- ★ Smith played in 14 games with 12 starts in 2008 and caught 21 passes for 250 yards (11.9 avg.) and three touchdowns.
- ★ In 2007, Smith started all 14 games in which he played and finished fourth on the team with 32 receptions for a career-high 385 yards (12.0 avg.) and three touchdowns.
- ★ In 2006, Smith played in 14 games with seven starts and finished third on the Buccaneers with 35 catches for 250 yards (7.1 avg.) and three touchdowns.
- ★ As a rookie in 2005, Smith finished second on the team with a career-high 41 receptions for 367 yards (9.0 avg.) and two touchdowns while playing in all 16 games with 10 starts.
- ★ Smith's 41 receptions in 2005 led all NFL rookie tight ends that season and ranked third among all league rookies, while standing as the highest reception total by a Tampa Bay tight end in 10 years.
- ★ As a blocker in 2005, Smith helped open holes for running back Carnell "Cadillac" Williams, who had six 100-yard games and won the NFL Rookie of the Year award.


SEASONAL REVIEWS

- ★ **2008 (14/12 – Tampa Bay):** Had 21 receptions for 250 yards and was third on the team with three touchdown receptions ... Started at tight end at Chicago (9/21) and had three receptions for 33 yards ... Started at tight end vs. Green Bay (9/28) and had two receptions for 26 yards and one touchdown ... Started at tight end vs. Carolina (10/12) and tied for the team-high with three receptions for 43 yards and one touchdown ... Started at tight end at Dallas (10/26) and had two receptions for 39 yards, including a career-long 34-yard reception ... Started at tight end at Kansas City (11/2) and caught a two-point conversion pass from QB Jeff Garcia with 19 seconds remaining in regulation to tie the game ... Finished the day with two receptions for 12 yards and one touchdown on a three-yard pass from running back Earnest Graham.
- ★ **2007 (14/14, 1/1 – Tampa Bay):** Led all Buccaneers tight ends and ranked fourth overall on the team with 32 receptions for 385 yards and was third on the team with three receiving touchdowns ... Started at New Orleans

(9/16), posting two catches for 45 yards, including a career-long 33-yard reception ... Started at Indianapolis (10/7) and caught two passes for six yards and a career-high tying two touchdowns ... Started at Atlanta (11/18) and caught team-high three passes for 51 yards, including a 21-yard touchdown in the third quarter ... Started at Houston (12/9) and caught his 100th career pass on a 31-yard reception in the third quarter ... Started at San Francisco (12/23) and had a season-high six catches for a career-high 79 yards ... Made second-career playoff start against the N.Y. Giants in NFC Wild Card Game (1/6/08) and caught three passes for 26 yards and a touchdown.

★ **2006 (14/7 – Tampa Bay):** Finished season with 35 catches for 250 yards and three touchdowns ... His 35 receptions led all Buccaneers tight ends and ranked third overall on the team ... Led team in receptions in four games ... Saw significant action against Carolina (9/24), catching four passes for 72 yards, including being on receiving end of flea-flicker ... Led team in both receptions and receiving yards ... Saw action at New Orleans (10/8), grabbing team-high five catches for 16 yards and one touchdown ... Started at Chicago (12/17) and led Buccaneers in receptions with five for 24 yards and one touchdown ... Saw significant action at Cleveland (12/24) and tied for team lead in receptions, catching four passes for 45 yards.

★ **2005 (16/10, 1/1 – Tampa Bay):** Ranked second on the team with 41 receptions, for 367 yards (9.0 avg.) and two touchdowns ... Ranked third in the NFL among rookies, and first among rookie tight ends, with 41 receptions on the season, behind wide receiver Mark Clayton of Baltimore (44 receptions) and wide receiver Reggie Brown of Philadelphia (43 receptions) ... His 41 receptions were the most by a Buccaneer tight end since Jackie Harris had 62 in 1995 ... Part of offense that provided blocking for NFL Rookie of the Year running back Carnell "Cadillac" Williams, who broke the team record with six 100-yard rushing performances and set a franchise rookie record with 1,178 rushing yards ... Started at Minnesota (9/11) in his NFL debut and had a breakout performance ... Caught a pair of scoring passes (23 and two yards, respectively) from QB Brian Griese ... Caught his first career pass for five yards in the first quarter ... Followed that with a 23-yard reception for his first career touchdown ... Later broke open in the end zone and caught a pass in traffic for a two-yard touchdown reception ... His two-touchdown performance was the first by a tight end making his NFL debut since Atlanta's Jim Mitchell caught



EXTRA POINTS ★

- ★ Alex's father, Edwin Smith, was the first-ever Bahamian NFL player. He was selected by the Denver Broncos in the 1973 NFL Draft and played in 16 games with three starts at defensive end for the Broncos from 1973-1978.

two in 1969 ... Saw action at the N.Y. Jets (10/9) and caught five passes for 46 yards ... Saw action at San Francisco (10/30) and caught two passes for 43 yards, including a career-long 24-yard pass ... Started at Atlanta (11/20) and tied for the team lead with three receptions for 43 yards ... Started vs. Atlanta (12/24) and tied for the team lead with eight receptions for 75 yards.

COLLEGE

Played four seasons at Stanford (2001-04) after redshirting in 2000 ... Was a three-year starter who was considered to be the premier tight end among college football's seniors in 2004 ... Awards included 2004 runner-up for the Mackey Award, given to the nation's top tight end ... Became the first Stanford tight end to be named First-Team All-Pac-10 since Greg Batty in 1985 and the first tight end to lead the team in receiving since Bob Moore in 1969 ... 2004 second-team consensus All-American, 2004 Team MVP, 2003 Honorable mention All-Pac-10, 2003 Honorable mention academic All-Pac-10 and 2002 Academic All-Pac-10 ... Played in 44 contests with 32 starts ... Finished his career with 107 receptions for 1,291 yards and eight touchdowns.

PERSONAL

Edwin Alexander Smith was born on May 22, 1982 in Denver, Colorado ... Attended Mullen (Denver, Colo.) High School ... Super Prep first-team All-American, Prep Star All-Midlands, All-State and All-Centennial League selection following his senior year ... Helped Mullen win the Colorado 5A Championship as a junior ... Three-year varsity letterwinner in basketball and four-year letterwinner in track ... Named honorable mention All-Colorado and first-team All-League in basketball as a senior ... His father, Edwin, was the first-ever Bahamian NFL player and played for the Denver Broncos from 1973-1976 ... Alex took football back to the Bahamas, where he hosted a youth football camp in the summers of 2006-2008 ... During the 2009 offseason, participated in the NFL Business Management and Entrepreneurial Program at the Stanford Graduate School of Business ... Founded the EASII foundation in 2007 with the goal of helping underprivileged youth gain college scholarships ... Visited the North Tampa Boys & Girls Club in September 2005 and helped the kids with their homework before participating in the Gatorade Junior Training Camp football drills ... Smith was crowned EA Sports Madden Bowl champion in 2007 and 2008 ... Majored in economics at Stanford.

★ ★ ★ ★ ALEX SMITH ★ ★ ★ ★

Pos: TE Ht: 6-4 Wt: 258 Year: 5th Acq: TR(TB)-09 College: Stanford Born: 5/22/82

REGULAR SEASON		RECEIVING						RUSHING				KICK RETURNS				PUNT RETURNS							
Year	Team	P/S	No	Yds	Avg	Lg	TD	No	Yds	Avg	Lg	TD	No	Yds	Avg	Lg	TD	No	FC	Yds	Avg	Lg	TD
2005	Buccaneers	16/10	41	367	9.0	24	2	0	0	0.0	0	0	1	12	12.0	12	0	0	0	0.0	0	0	0
2006	Buccaneers	14/7	35	250	7.1	27	3	0	0	0.0	0	0	0	0	0.0	0	0	0	0	0.0	0	0	0
2007	Buccaneers	14/14	32	385	12.0	33	3	0	0	0.0	0	0	0	0	0.0	0	0	0	0	0.0	0	0	0
2008	Buccaneers	14/12	21	250	11.9	34	3	0	0	0.0	0	0	2	17	8.5	17	0	0	0	0.0	0	0	0
Totals-4 years		58/43	129	1252	9.7	34	11	0	0	0.0	0	0	3	29	9.7	17	0	0	0	0.0	0	0	0

Additional Statistics: Two-Point Conversions: Career (1), 2008 (1). Special Teams Tackles: Career (2), 2005 (2). Special Teams Forced Fumbles: Career (1), 2005 (1).

REGULAR SEASON			RECEIVING					RUSHING					KICK RETURNS					PUNT RETURNS					
Year	Team	P/S	No	Yds	Avg	Lg	TD	No	Yds	Avg	Lg	TD	No	Yds	Avg	Lg	TD	No	FC	Yds	Avg	Lg	TD
2005	Buccaneers	1/1	3	14	4.7	11	0	0	0	0.0	0	0	0	0	0.0	0	0	0	0	0.0	0	0	
2007	Buccaneers	1/1	3	26	8.7	15	1	0	0	0.0	0	0	0	0	0.0	0	0	0	0	0.0	0	0	
Totals-2 years		2/2	6	40	6.7	15	1	0	0	0.0	0	0	0	0	0.0	0	0	0	0	0.0	0	0	

★ ★ ★ ★ SMITH'S CAREER GAME-BY-GAME ★ ★ ★ ★

2005	Opponent	P/S	No	Yds	Avg	Lg	TD	W/L	Score	2007	Opponent	P/S	No	Yds	Avg	Lg	TD	W/L	Score
09/11	at Minnesota	S	4	34	8.5	23t	2	W	24-13	09/09	at Seattle	S	2	23	11.5	17	0	L	6-20
09/18	Buffalo	S	1	2	2.0	2	0	W	19-3	09/16	New Orleans	S	2	45	22.5	33	0	W	31-14
09/25	at Green Bay	S	1	4	4.0	4	0	W	17-16	09/23	St. Louis	S	3	27	9.0	15	0	W	24-3
10/02	Detroit	p	1	7	7.0	7	0	W	17-13	09/30	at Carolina	S	4	17	4.3	8	0	W	20-7
10/09	at N.Y. Jets	p	5	46	9.2	17	0	L	12-14	10/07	at Indianapolis	S	2	6	3.0	3t	2	L	14-33
10/16	Miami	p	2	0	0.0	0	0	W	27-13	10/14	Tennessee	S	1	15	15.0	15	0	W	13-10
10/30	at San Francisco	p	2	43	21.5	24	0	L	10-15	10/21	at Detroit	Inactive					L	16-23	
11/06	Carolina	S	3	41	13.7	17	0	L	14-34	10/28	Jacksonville	Inactive					L	23-24	
11/13	Washington	S	0	0	0.0	0	0	W	36-35	11/04	Arizona	S	2	13	6.5	10	0	W	17-10
11/20	at Atlanta	S	3	43	14.3	19	0	W	30-27	11/18	at Atlanta	S	3	51	17.0	23	1	W	31-7
11/27	Chicago	p	2	14	7.0	10	0	L	10-13	11/25	Washington	S	3	41	13.7	20	0	W	18-13
12/04	at New Orleans	S	1	-1	-1.0	-1	0	W	10-3	12/02	at New Orleans	S	1	11	11.0	11	0	W	27-23
12/11	at Carolina	S	3	11	3.7	7	0	W	20-10	12/09	at Houston	S	2	39	19.5	31	0	L	14-28
12/17	at New England	S	4	26	6.5	9	0	L	0-28	12/16	Atlanta	S	0	0	0.0	0	0	W	37-3
12/24	Atlanta	S	8	75	9.4	18	0	W	27-24	12/23	at San Francisco	S	6	79	13.2	32	0	L	19-21
01/01	New Orleans	p	1	22	22.0	22	0	W	27-13	12/30	Carolina	S	1	18	18.0	18	0	L	23-31
2005 Totals	16/10	41	367	9.0	24	2	11-5			2007 Totals	14/14	32	385	12.0	33	3	9-7		
01/07	Washington	S	3	14	4.7	11	0	L	10-17	01/06	N.Y. Giants	S	3	26	8.7	15	1	L	14-24
2005 Postseason	1/1	3	14	4.7	11	0	0-1			2007 Postseason	1/1	3	26	8.7	15	1	0-1		
2006	Opponent	P/S	No	Yds	Avg	Lg	TD	W/L	Score	2008	Opponent	P/S	No	Yds	Avg	Lg	TD	W/L	Score
09/10	Baltimore	S	2	18	9.0	19	0	L	0-27	09/07	at New Orleans	S	2	19	9.5	11	0	L	20-24
09/17	at Atlanta	S	0	0	0.0	0	0	L	3-14	09/14	Atlanta	S	2	20	10.0	10	0	W	24-9
09/24	Carolina	p	4	72	18.0	27	0	L	24-26	09/21	at Chicago	S	3	33	11.0	20	0	W	27-24
10/08	at New Orleans	p	5	16	3.2	12	1	L	21-24	09/28	Green Bay	S	2	26	13.0	17	1	W	30-21
10/15	Cincinnati	p	3	10	3.3	4	1	W	14-13	10/05	at Denver	S	1	11	11.0	11	0	L	13-16
10/22	Philadelphia	p	1	6	6.0	6	0	W	23-21	10/12	Carolina	S	3	43	14.3	29	1	W	27-3
10/29	at N.Y. Giants	p	2	12	6.0	13	0	L	3-17	10/19	Seattle	S	2	25	12.5	16	0	W	20-10
11/05	New Orleans	S	2	8	4.0	5	0	L	14-31	10/26	Dallas	S	2	38	19.0	34	0	L	9-13
11/13	at Carolina	S	3	18	6.0	8	0	L	10-24	11/02	at Kansas City	S	2	12	6.0	9	1	W	30-27
11/19	Washington	S	0	0	0.0	0	0	W	20-17	11/16	Minnesota	Inactive					W	19-13	
11/23	at Dallas	Inactive						L	10-38	11/23	at Detroit	Inactive					W	38-20	
12/03	at Pittsburgh	p	2	4	2.0	3	0	L	3-20	11/30	New Orleans	p	0	0	0.0	0	0	W	23-20
12/10	Atlanta	S	2	17	8.5	9	0	L	6-17	12/08	at Carolina	S	1	20	20.0	20	0	L	23-38
12/17	at Chicago	S	5	24	4.8	10	1	L	31-34	12/14	at Atlanta	S	1	2	2.0	2	0	L	10-13
12/24	at Cleveland	p	4	45	11.3	20	0	W	22-7	12/21	San Diego	p	0	0	0.0	0	0	L	24-41
12/31	Seattle	Inactive						L	7-23	12/28	Oakland	S	0	0	0.0	0	0	L	24-31
2006 Totals	14/7	35	250	7.1	27	3	4-12			2008 Totals	14/12	21	250	11.9	34	3	9-7		



50 SEASONS

#90

Le Kevin

SMITH

HT: 6-3 WT: 308 lbs

Born: 7/21/82

Exp. (NFL/Patriots): 4/4

GP/GS (Playoffs): 31/0 (2/0)

Acq: D6c-06 (206th)

College: Nebraska

Hometown: Macon, Ga.

DEFENSIVE LINE

Pronounced Lee-KEE-vin

CAREER TRANSACTIONS

Le Kevin Smith was drafted by the New England Patriots in the sixth round (206th overall) of the 2006 NFL Draft ... Signed by the Patriots (7/21/06).

CAREER HIGHLIGHTS

- ★ Smith has played in 31 games for the Patriots since being selected in the sixth round of the 2006 NFL Draft.
- ★ In 2008, Smith recorded a career-high 21 tackles while playing in 15 games in a reserve role on the defensive line.

SEASONAL REVIEWS

★ **2008 (15/0):** Played in a reserve role along the defensive line and totaled a career-high 21 tackles (10 solo) ... Tallied his first career fumble recovery against Denver (10/20) ... Notched a career high five tackles at Seattle (12/7) ... Played in the season's final 15 games after being inactive in the season opener against Kansas City (9/7) ... Tallied one tackle playing in reserve at defensive end against Miami (9/21) ... Played on defensive sub packages and made one solo tackle at San Diego (10/12) ... Credited with his first career fumble recovery, scooping up a ball freed on Lewis Sanders' strip of Broncos running back Andre Hall against Denver (10/20) ... Tallied three tackles ... Contributed two tackles in coverage playing in reserve at defensive end against St. Louis (10/26) ... Tallied a single-game career high five tackles, including three solo stops at Seattle (12/7) ... Dragged down Maurice Morris for a 1-yard loss ... Helped create the hole for Ellis Hobbs' 95-yard touchdown kickoff return as Hobbs tied the Patriots franchise record with his third career kickoff return for a touchdown at Oakland (12/14) ... Dropped Darren McFadden for no gain ... Notched two tackles (1 solo) against Arizona (12/21) ... Played in reserve at defensive end, tallying two tackles in the Patriots' shutout victory at Buffalo (12/28).

★ **2007 (13/0, 2/0):** Appeared in 13 games in 2007 ... Saw limited action on the defensive line and was a member of the Patriots' special teams units ... Tied for the team lead with two special teams tackles at Dallas (10/14) ... Played on special teams coverage units and in reserve at defensive end at Miami (10/21) ... Tied for the team lead with two special teams tackles for the second straight week against Washington (10/28) ... Played in reserve at defensive end and made one solo tackle in the Patriots' win over Miami (12/23) ... Played in reserve on special teams coverage and return units in the Patriots' win over Jacksonville (1/12) in the AFC Divisional playoffs ... Played in reserve at defensive end and on special teams coverage and return units in Super Bowl XLII (2/3).

★ **2006 (3/0, 0/0):** Saw action in three games as a reserve defensive lineman ... Was active but did not play in two

games and was listed as a day-of-game inactive 11 times ... Saw limited action as a reserve at nose tackle and collected a tackle against Houston (12/17) ... Saw action on the defensive line and posted a tackle at Tennessee (12/31).

COLLEGE

Started 35 of 49 games at Nebraska, recording 9.5 sacks for 55 yards and 36 tackles for losses of 112 yards ... His 36 tackles for losses were the seventh-highest total in Cornhusker history and the second highest total by any defensive lineman in school annals ... Also recorded an interception with a 14-yard return, 20 quarterback pressures, three passes defended and a fumble recovery ... Missed only one game during his collegiate career ... Topped the 40-tackle mark in all four of his seasons as a Husker ... As a senior in 2005, started all 12 games at weak-side defensive tackle and recorded 43 tackles (23 solos) with a career-high six sacks for 35 yards and a career-high 13 stops for losses of 54 yards.

PERSONAL

Le Kevin Smith was born the son of Kimberly Smith on July 21, 1982 ... Named to the 2003 Big 12 Commissioner's Academic Honor Roll ... Attended Stratford (Macon, Ga.) Academy, where he became one of the top high school defensive linemen in the country ... Named the USA Today Georgia Player of the Year and was an All-American according to Super Prep and Rivals.com ... Helped Stratford Academy win two Class 3A state titles ... Four-year letter-winner in track, winning three state titles in the discus and two in the shot put ... Participated in the 2008 Salvation Army Holiday Party at Gillette Stadium with nearly 250 children from the Boston and Providence Salvation Army centers ... Graduated from Nebraska in December 2005 with a degree in Construction Management.



EXTRA POINTS

- ★ As a youth, Le Kevin used to routinely beat his friends in playground backflip contests, often completing three or four in a row despite being the largest kid on the playground. At 6-foot-3-inches and 308 pounds, he can complete a backflip.
- ★ Le Kevin enjoys drawing, painting and photography. He even has some of his art hanging in a hospital in his hometown of Macon, Georgia.

★ ★ ★ ★ LE KEVIN SMITH ★ ★ ★ ★

Pos: DL Ht: 6-3 Wt: 308 Year: 4th Acq: D6c-06 (206th) College: Nebraska Born: 7/21/82

REGULAR SEASON			TACKLES					INTERCEPTIONS					MISCELLANEOUS					
Year	Team	P/S	TT	UT	A	S	Yds	No.	Yds.	Avg.	Lg	TD	PD	FF	FR	Yds	TD	SpT
2006	Patriots	3/0	2	0	2	0.0	0.0	0	0	0.0	0	0	0	0	0	0	0	0
2007	Patriots	13/0	2	2	0	0.0	0.0	0	0	0.0	0	0	0	0	0	0	0	4
2008	Patriots	15/0	21	10	11	0.0	0.0	0	0	0.0	0	0	0	0	1	0	0	0
Totals-3 years		31/0	25	12	13	0.0	0.0	0	0	0.0	0	0	0	0	1	0	0	4
POSTSEASON			TACKLES					INTERCEPTIONS					MISCELLANEOUS					
Year	Team	P/S	TT	UT	A	S	Yds	No.	Yds.	Avg.	Lg	TD	PD	FF	FR	Yds	TD	SpT
2006	Patriots	0/0	0	0	0	0.0	0.0	0	0	0	0	0	0	0	0	0	0	0
2007	Patriots	2/0	0	0	0	0.0	0.0	0	0	0	0	0	0	0	0	0	0	0
Totals-2 years		2/0	0	0	0	0.0	0.0	0	0	0	0	0	0	0	0	0	0	0

★ ★ ★ ★ SMITH'S CAREER GAME-BY-GAME ★ ★ ★ ★

2006 Defensive Statistics: 1 assist (vs. Houston, 12/17), 1 assist (at Tennessee, 12/31).

2007 Defensive Statistics: 2 special teams tackles (at Dallas, 10/14), 1 solo tackle (at Miami, 10/21), 2 special teams tackles (vs. Washington, 10/28), 1 solo tackle (vs. Miami, 12/23).

2008	Opponent	P/S	TT	UT	A	S	Yds	Int	Yds	PD	FF	FR	SpT	W/L	Score
09/07	Kansas City						Inactive							W	17-10
09/14	at N.Y. Jets	p	0	0	0	-	-	-	-	-	-	-	-	W	19-10
09/21	Miami	p	1	1	0	-	-	-	-	-	-	-	-	L	13-38
10/05	at San Francisco	p	0	0	0	-	-	-	-	-	-	-	-	W	30-21
10/12	at San Diego	p	0	1	1	-	-	-	-	-	-	-	-	L	10-30
10/20	Denver	p	3	1	2	-	-	-	-	-	-	-	-	W	41-7

10/26	St. Louis		2	1	1	-	-	-	-	-	-	-	-	W	23-16
11/02	at Indianapolis	p	0	0	0	-	-	-	-	-	-	-	-	L	15-18
11/09	Buffalo	p	0	0	0	-	-	-	-	-	-	-	-	W	20-10
11/13	N.Y. Jets	p	1	1	0	-	-	-	-	-	-	-	-	Lot	31-34
11/23	at Miami	p	0	0	0	-	-	-	-	-	-	-	-	W	48-28
11/30	Pittsburgh	p	2	1	1	-	-	-	-	-	-	-	-	L	10-33
12/07	at Seattle	p	5	3	2	-	-	-	-	-	-	-	-	W	24-21
12/14	at Oakland	p	2	1	1	-	-	-	-	-	-	-	-	W	49-26
12/21	Arizona	p	2	1	1	-	-	-	-	-	-	-	-	W	47-7
12/28	at Buffalo	p	2	0	2	-	-	-	-	-	-	-	-	W	13-0
2008 Totals			15/0	21	10	11	0.0	0.0	0	0	0	0	1	0	11-5



50 SEASONS

#28

Antwain SPANN

SAFETY

HT: 6-0 WT: 200 lbs

Born: 2/22/83

Exp. (NFL/Patriots): 4/4

GP/GS (Playoffs): 19/0 (3/0)

Acq: FA (NYG)-06

College: Louisiana-Lafayette

Hometown: Oceanside, Calif.

CAREER TRANSACTIONS

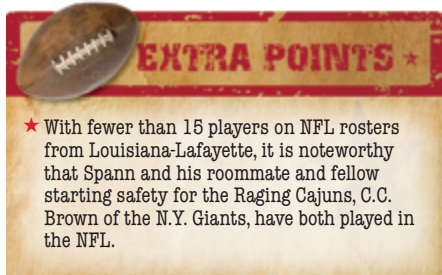
Antwain Spann was signed by the Patriots as a free agent on January 19, 2006 ... Originally signed by the New York Giants as a rookie free agent (5/17/05) ... Released by the Giants (8/30/05) ... Released by the Patriots (9/2/06) ... Signed to the Patriots practice squad (9/3/06) ... Signed to the Patriots' active roster (9/30/06) ... Released by the Patriots (11/7/06) ... Re-signed to the Patriots practice squad (11/8/06) ... Signed from the practice squad to the Patriots' active roster (11/18/06) ... Released by the Patriots (11/22/06) ... Re-signed to the Patriots practice squad (11/24/06) ... Signed from the practice squad to the Patriots' active roster (12/9/06) ... Released by the Patriots (7/19/07) ... Signed to the Patriots practice squad (9/25/07) ... Signed to the Patriots' active roster (12/28/07) ... Released by the Patriots (8/30/08) ... Signed to the Patriots practice squad (8/31/08) ... Signed to the Patriots' active roster (10/22/08).

SEASONAL REVIEWS

★ **2008 (10/0):** Signed to the active roster from the practice squad on Oct. 22 and played in the season's final 10 games ... Recorded one solo tackle on defense and four special teams tackles ... Tied for the team lead in special teams tackles once (vs. ARI) in 2008 ... Made his season debut in reserve at safety against St. Louis (10/26) ... Notched one solo tackle ... Tallied one special teams tackle playing in reserve on special teams coverage and return units at Miami (11/23) ... Made one solo special teams tackle in the Patriots' comeback victory at Seattle (12/7) ... Tied for the team lead in special teams tackles while making two solo stops against Arizona (12/21).

★ **2007 (1/0, 0/0):** Signed from the practice squad on Dec. 28, 2007 ... Saw his first action of the season on special teams coverage and return units in the Patriots' season-ending win at the New York Giants (12/29) ... Dropped Giants kick returner Domenik Hixon after a gain of just 11 with a thunderous hit ... Listed as a day-of-game inactive for all three playoff games.

★ **2006 (8/0, 3/0):** Saw action on special teams in eight games ... Was signed from the practice squad to the active roster on three occasions during the season ... Collected six special teams tackles ... Played in his first career NFL contest in the Patriots' 38-13 victory over Cincinnati (10/1) ... Tied for the team lead with two special teams tackles ... Registered a solo special teams tackle on coverage units against Green Bay (11/19) ... Stonewalled Vernand Morency for just a 17-yard gain on the opening kickoff of the game ... Registered a special teams tackle on coverage units in



EXTRA POINTS

★ With fewer than 15 players on NFL rosters from Louisiana-Lafayette, it is noteworthy that Spann and his roommate and fellow starting safety for the Raging Cajuns, C.C. Brown of the N.Y. Giants, have both played in the NFL.

the divisional playoffs at San Diego (1/14) ... Supplied the initial hit on Eric Parker after he muffed a punt in the third quarter, allowing David Thomas to recover the loose ball at the San Diego 31-yard line.

★ **2006 NFL Europe - Rhein Fire (6/3):** Played in six games, starting the final three contests for the Fire ... Totaled 17 tackles (14 solo), three interceptions for 42 yards and a touchdown, eight passes defended and three special teams tackles.

COLLEGE

Played his final two seasons at Louisiana-Lafayette after transferring from Mississippi Gulf Coast Community College ... In 2004, he started all 11 games at cornerback and had 68 tackles (36 solo), a team-high four interceptions, including one he returned 31 yards for a touchdown, 1.5

tackles for losses and nine pass breakups ... Also returned four kickoffs for 109 yards, a 27.2-yard average ... Played in 11 games with four starts in 2003, when he had 30 tackles and two interceptions ... Recorded 45 tackles, one interception and 10 pass break-ups in 2002 ... Named to the Mississippi Junior College All-State and All-Region teams and the Mississippi JC All-Star Game MVP.

PERSONAL

Antwain Joquan Spann was born on February 22, 1983 in Oceanside, Calif. ... Attended El Camino High School in Oceanside, Calif. ... Participated in Blue Cross Blue Shield Field Day at Gillette Stadium in 2007, running football drills for over 300 children at the event ... Antwain and his wife, Tiffany, have two daughters, Taylor and Tyler.

★ ★ ★ ★ ANTWAIN SPANN ★ ★ ★ ★																			
Pos: S		Ht: 6-0	Wt: 200	Year: 4th		Acq: FA-06		College: Louisiana-Lafayette						Born: 02/22/83					
REGULAR SEASON			TACKLES					INTERCEPTIONS					MISCELLANEOUS						
Year	Team	P/S	TT	UT	AT	S	Yds	No.	Yds.	Avg.	Lg	TD	PD	FF	FR	Yds	TD	SpT	
2006	Patriots	8/0	0	0	0	0.0	0.0	0	0	0.0	0	0	0	0	0	0	0	6	
2007	Patriots	1/0	0	0	0	0.0	0.0	0	0	0.0	0	0	0	0	0	0	0	1	
2008	Patriots	10/0	1	1	0	0.0	0.0	0	0	0.0	0	0	0	0	0	0	0	4	
Totals-3 years		19/0	1	1	0	0.0	0.0	0	0	0.0	0	0	0	0	0	0	0	11	
POSTSEASON			TACKLES					INTERCEPTIONS					MISCELLANEOUS						
Year	Team	P/S	TT	UT	AT	S	Yds	No.	Yds.	Avg.	Lg	TD	PD	FF	FR	Yds	TD	SpT	
2006	Patriots	3/0	0	0	0	0	0.0	0	0	0.0	0	0	0	0	0	0	0	2	
2007	Patriots	0/0	0	0	0	0	0.0	0	0	0.0	0	0	0	0	0	0	0	0	
Totals-2 years		3/0	0	0	0	0	0.0	0	0	0.0	0	0	0	0	0	0	0	2	





#29

Shawn SPRINGS

HT: 6-0 WT: 204 lbs

Born: 3/11/75

Exp. (NFL/Patriots): 13/1

GP/GS (Playoffs): 157/147 (4/4)

Acq: FA (WAS)-09

College: Ohio State

Hometown: Silver Spring, Md.

PRO BOWLS

★ ★ ★ ★

CORNERBACK

98

CAREER TRANSACTIONS

Shawn Springs was signed by the Patriots as a free agent on March 11, 2009 ... Originally selected by the Seattle Seahawks in the first round (third overall) of the 1997 NFL Draft ... Signed by the Washington Redskins as an unrestricted free agent (3/4/04) ... Placed on injured reserve with a shoulder injury (12/26/06) ... Released by the Redskins (2/27/09).

CAREER HIGHLIGHTS

- ★ Springs joins the Patriots in 2009 as a veteran of 12 NFL seasons with the Seattle Seahawks (1997-2003) and Washington Redskins (2004-08).
- ★ Springs enters 2009 having played in 157 career games with 147 starts and has made 662 tackles (568 solo), 8.5 sacks, 32 interceptions for 421 yards and two touchdowns, 137 passes defended, five forced fumbles and six fumble recoveries for 85 yards and a touchdown.
- ★ Springs is one of 17 active players with 30 or more career interceptions and has recorded at least one interception in each of his 12 NFL seasons.
- ★ Springs is the only defensive back in NFL history to lead his team in sacks and interceptions in the same season, achieving the feat with the Redskins in 2004.

- ★ Springs played in 64 games with 52 starts over five seasons in Washington (2004-08).
- ★ Springs played in all 16 games in 2007 and made 14 starts while finishing second on the team with four interceptions and fourth on the club with 72 tackles.
- ★ In 2005, Springs started all 15 games in which he appeared and recorded 51 tackles and an interception.
- ★ In his debut season with the Redskins in 2004, Springs led the team in sacks (6) and interceptions (5). He is one of just five players in league history to lead his team in sacks and interceptions, joining Junior Seau (San Diego, 1997), Joey Porter (Pittsburgh, 2002), Adalius Thomas (Baltimore, 2005) and Jason Taylor (Miami, 2006). Springs is the only defensive back to achieve the feat



EXTRA POINTS ★

- ★ Shawn's father, Ron Springs, was a running back at Ohio State from 1976-78, and played in the NFL with the Dallas Cowboys from 1979-84.

- ★ Springs' six sacks for Washington in 2004 led all NFL defensive backs.
- ★ Springs began his career in Seattle (1997-2003), playing in 93 games with 88 starts over seven seasons with the Seahawks.
- ★ In 2000, Springs had a career-high 85 tackles along with a pair of interceptions.
- ★ In 1999, Springs led the Seahawks with five interceptions.
- ★ Springs had a breakout year in 1998 when he started every game and recorded a career-high seven interceptions, earning a Pro Bowl selection. He scored three touchdowns in 1998, including two interception returns for touchdowns and a fumble return for a touchdown.

SEASONAL REVIEWS

- ★ **2008 (9/7 – Washington):** Played in nine games with seven starts for the Redskins ... Had 36 tackles (33 solo), one sack, one interception and eight passes defended ...
- ★ **2007 (16/14, 1/1 – Washington):** Appeared in 16 regular-season games with 14 starts and one postseason contest at Seattle (1/5) ... Ranked second on the team in interceptions (four) and fourth in tackles (72) ... Added one forced fumble and one fumble recovery ... Tied a career high with two interceptions in 24-16 win at Chicago (12/3) ... His interceptions occurred in consecutive series at Chicago (12/3) ... Returned his first pick against the Bears 53 yards late in the second quarter to set up a Redskins' touchdown ... Also had one interception in each of the season's final two games to help the Redskins qualify for the playoffs.
- ★ **2006 (9/8 – Washington):** Played in nine regular-season games with eight starts ... Was inactive for six games due to a groin injury ... Had 44 tackles (36 solo) and one interception ... Had a season-high nine tackles against Dallas (11/5) ... Made his lone interception of the season at Tampa Bay (11/19) ... Placed on injured reserve (12/26) with a broken shoulder blade.
- ★ **2005 (15/15, 1/1 – Washington):** Appeared and started in 15 regular-season games and also started one postseason contest ... Tallied 51 tackles (45 solo) and one interception to go along with 10 passes defended ... Had a season-high seven tackles against his old club, Seattle (10/2) ... Had his lone interception of the season against San Diego (11/27) ... Had three passes defended in each of the season's final two games to help the Redskins qualify for the playoffs.
- ★ **2004 (15/15 – Washington):** Played and started in 15 regular-season games ... Had 69 tackles (56 solo), six sacks, five interceptions and one forced fumble ... Became the first defensive back and just the fifth player in NFL history to lead his team in sacks (six) and interceptions (five) in a single season ... Ranked sixth in the NFC in interceptions (five) ... Led all defensive backs in the NFL in sacks (six) ... Recorded a pair of interceptions against Green Bay (10/31), recording his third career multi-interception game ... Had a career-high two sacks at Dallas (12/26).
- ★ **2003 (12/8, 1/1 – Seattle):** Played 12 regular-season games with eight starts and one postseason contest ... Inactive for four games with a shoulder injury ... Finished the season with 39 tackles (34 solo), 1.5 sacks and one interception ... Posted his first career sack vs. Cleveland (11/30) ... Had his lone interception of the season against Detroit (11/16) ... Had a season-high three passes defended at Baltimore (11/23) ... Had a season-high 10 tackles against Cleveland (11/30).
- ★ **2002 (15/15 – Seattle):** Tied Ken Lucas for team-lead with 12 passes defended to go along with 59 total tackles and three interceptions ... Posted four tackles and picked up fourth-career fumble recovery and returned it 71

yards at Oakland (9/8), the third longest fumble return in Seahawks history ... Posted five tackles before leaving the game late in the third quarter (foot) at New York Giants (9/22) ... Declared inactive (foot) versus Minnesota (9/29), before returning to collect six tackles at St. Louis (10/20) ... Tallied three tackles and two passes defended, with one coming in the end zone on a fourth-and-one play at Dallas (10/27) ... Had three tackles and first interception of the season that ended the first half at Arizona (11/10) ... Had six solo stops and an interception for the second straight game versus Denver (11/17) ... Posted season-high seven stops versus St. Louis (12/22) ... Had four solo tackles and three passes defended, including his third interception, in the season finale at San Diego (12/29).

★ **2001 (8/7 – Seattle):** Played in a total of eight games while starting seven ... Missed the first three games with hamstring injury, but returned to start the next seven ballgames at the left corner position ... Had four tackles and only interception of the season (16th career) versus Denver (10/14) ... Posted a season-high seven stops and one pass defended to go along with a fumble recovery at Buffalo (11/18) ... Recorded five solo stops versus Kansas City (11/25).

★ **2000 (16/16 – Seattle):** Started all 16 games and concluded the season starting his 49th consecutive game vs. Buffalo (12/23), tying (Willie Williams) for the team-lead with eight tackles (six solo) ... Finished fifth on the team with a career-high 85 stops and led the team in tackles twice, including a season-high 10 solo tackles at Jacksonville (11/12) ... Intercepted his first pass at San Diego (9/24) off Ryan Leaf and his second of the year came vs. Denver (11/26), returning it 8 yards ... Tied (Jay Bellamy, Robert Blackmon) for eighth-place on Seattle's all-time interception list with 15 career picks ... Made his only forced fumble of the season at Denver (12/10), stripping KaRon Coleman at the goal line ... It was his first forced fumble since 10/4/98 at Kansas City (40 games) ... Tied a career-high with three special teams tackles.

★ **1999 (16/16, 1/1 – Seattle):** Started all 16 games at left cornerback earning various All-Pro honors while tying team lead with five interceptions ... Totaled 73 tackles, on the season, just two off his career mark ... Set career high with 63 solo stops ... Had 14 passes defended and second career fumble recovery at Chicago (9/19) ... Totaled four tackles at Pittsburgh (9/26) and first interception of season which he returned 42 yards ... Also had two passes defended ... Most superb game of the season came on ABC's Monday Night Football at Green Bay (11/1), which he was named the AFC's Defensive Player of the Week ... Totaled five tackles (five solo), three passes defended and had second career multi-interception game with two off of Brett Favre ... First interception was in the end zone that halted a Packers scoring threat ... Also returned a blocked field goal by Lamar King 61 yards for a touchdown, marking his fourth career touchdown ... Led team with nine tackles (eight solo) at Kansas City (11/21) and tied for team lead with 10 (nine solo) at Oakland (12/5) ... Had interceptions at Denver (12/19) and versus Kansas City (12/26).

★ **1998 (16/16 – Seattle):** Started all 16 games at cornerback ... Voted to the AFC Pro Bowl squad ... Finished fourth in the AFC with seven interceptions ... Scored the Seahawks first touchdown of the season with a 42-yard interception return in a 38-0 victory over the Eagles ... Recorded three passes defended while the defense limited Philadelphia to just 174 yards of total offense ... Teamed with cornerback Willie Williams to hold the Eagles' receivers to just four catches on the day ... Followed-up that performance with a 56-yard interception return for a touchdown on the second week of the season versus Arizona (9/13) ... Established a career-high with 13 tackles

★ **1997 (10/10 – Seattle):** Started ten games at right cornerback. Finished third on the team with eight tackles in first NFL game against the Jets (8/31)... Recorded his first career interception versus Tennessee (10/5)... Forced a fumble versus Oakland (10/26)... Broke his thumb early at Denver (11/2), but continued to play throughout the game... Returned to start in the season finale victory over San Francisco (12/21).

Started all 37 games over three seasons at Ohio State (1994-96) after redshirting in 1993 ... First-team All-Big 10 Conference as a sophomore and junior and an All-Conference

All-Academic pick ... Big Ten Defensive Player of the Year in 1996 ... Finished his collegiate career with 152 career tackles, six interceptions and five tackles for loss and also averaged 25.2 yards on 20 kickoff returns with one touchdown and 9.5 yards on 27 punt returns ... Finished the 1996 season with 39 tackles and a team-leading 15 passes defended ... Sophomore All-America pick in 1995 by Girdiron Report ... Led team with five interceptions and added 52 tackles in 1995 ... Freshman All-America in 1994 as chosen by Football News ... Recorded 61 tackles and one interception in 1994.

Shawn Springs as born on March 11, 1975 in Williamsburg, Virginia ... His father, Ron, was a running back at Ohio State from 1976-78, and played in the NFL with the Dallas Cowboys from 1979-84 ... Attended Springbrook High School in Silver Spring, Md. ... Was an All-State selection and played both cornerback and tailback in football ... Attended graduation at Ohio State University to receive his diploma for a bachelor of science degree in sociology in the summer of 2003.

★ ★ ★ ★ SHAWN SPRINGS ★ ★ ★ ★

Pos: CB Ht: 6-0 Wt: 204 Year: 13th Acq: FA-09 College: Ohio State Born: 3/11/75

REGULAR SEASON		TACKLES						INTERCEPTIONS						MISCELLANEOUS				
Year	Team	P/S	TT	UT	AT	S	Yds	No.	Yds.	Avg.	Lg	TD	PD	FF	FR	Yds	TD	SpT
1997	Seahawks	10/10	39	34	5	0.0	0.0	1	0	0.0	0	0	6	1	0	0	0	0
1998	Seahawks	16/16	75	61	14	0.0	0.0	7	142	20.3	56t	2	21	1	2	14	1	2
1999	Seahawks	16/16	73	63	10	0.0	0.0	5	77	15.4	42	0	15	0	1	0	0	3
2000	Seahawks	16/16	85	72	13	0.0	0.0	2	8	4.0	8	0	14	1	0	0	0	3
2001	Seahawks	8/7	20	16	4	0.0	0.0	1	0	0.0	0	0	4	0	1	0	0	0
2002	Seahawks	15/15	59	54	5	0.0	0.0	3	0	0.0	0	0	12	0	1	71	0	0
2003	Seahawks	12/8	39	34	5	1.5	7.5	1	8	8.0	8	0	11	0	0	0	0	3
2004	Redskins	15/15	69	56	13	6.0	37.0	5	117	23.4	38	0	12	1	0	0	0	0
2005	Redskins	15/15	51	45	6	0.0	0.0	1	2	2.0	2	0	10	0	0	0	0	6
2006	Redskins	9/8	44	36	8	0.0	0.0	1	4	4.0	2	0	8	0	0	0	0	0
2007	Redskins	16/14	72	64	8	0.0	0.0	4	63	15.8	53	0	16	1	1	0	0	0
2008	Redskins	9/7	36	33	3	1.0	9.0	1	0	0.0	0	0	8	0	0	0	0	0
Totals-12 years		157/147	662	568	94	8.5	53.5	32	421	13.2	56t	2	137	5	6	85	1	17

POST-SEASON		TACKLES						INTERCEPTIONS						MISCELLANEOUS				
Year	Team	P/S	TT	UT	AT	S	Yds	No.	Yds.	Avg.	Lg	TD	PD	FF	FR	Yds	TD	SpT
1999	Seahawks	1/1	6	6	0	0.0	0.0	0	0	0.0	0	0	0	0	0	0	0	0
2003	Seahawks	1/1	8	7	1	0.0	0.0	0	0	0.0	0	0	0	0	0	0	0	0
2005	Redskins	1/1	1	1	0	0.0	0.0	0	0	0.0	0	0	0	0	0	0	0	0
2007	Redskins	1/1	8	8	0	0.0	0.0	0	0	0.0	0	0	1	0	0	0	0	0
Totals-4 years		4/4	23	22	1	0.0	0.0	0	0	0.0	0	0	1	0	0	0	0	0

Additional Statistics: Recovered blocked field goal and returned it 61 yards for a touchdown (11/1/99)

Additional Statistics: Recovered blocked field goal and returned it 61 yards for a touchdown (11/1/99)

[illegible]

SPRINGS' CAREER GAME-BY-GAME (CONT.)

		S	7	6	1	-	-	-	1	-	-	L	9-19	
01/02	at N.Y. Jets													
1999 Totals		16/16	73	63	10	0.0	0.0	5	77	15	0	1	9-7	
01/09	Miami	S	6	6	0								L 17-20	
1999 Postseason		1/1	6	6	0	0.0	0.0	0	0	0	0	0	0-1	
2000	Opponent	P/S	TT	UT	A	S	Yds	I	Yds	PD	FF	FR	W/L Score	
09/03	at Miami	S	3	3	0	-	-	-	-	-	-	-	L 0-23	
09/10	St. Louis	S	5	4	1	-	-	-	-	-	-	-	L 34-37	
09/17	New Orleans	S	9	8	1	-	-	-	-	3	-	-	W 20-10	
09/24	at San Diego	S	2	2	0	-	-	1	0	1	-	-	W 20-12	
10/02	at Kansas City	S	3	3	0	-	-	-	-	1	-	-	L 17-24	
10/08	at Carolina	S	9	7	2	-	-	-	-	-	-	-	L 3-26	
10/15	Indianapolis	S	6	6	0	-	-	-	-	1	-	-	L 24-37	
10/22	at Oakland	S	6	4	2	-	-	-	-	-	-	-	L 3-31	
10/29	Kansas City	S	1	1	0	-	-	-	-	-	-	-	L 19-24	
11/05	San Diego	S	5	3	2	-	-	-	-	-	-	-	W 17-15	
11/12	at Jacksonville	S	10	10	0	-	-	-	-	1	-	-	W 28-21	
11/26	Denver	S	3	2	1	-	-	1	8	3	-	-	L 31-38	
12/03	at Atlanta	S	5	5	0	-	-	-	-	1	-	-	W 30-10	
12/10	at Denver	S	4	4	0	-	-	-	-	1	1	-	L 24-31	
12/16	Oakland	S	6	4	2	-	-	-	-	-	-	-	W 27-24	
12/23	Buffalo	S	8	6	2	-	-	-	-	1	-	-	L 23-42	
2000 Totals		16/16	85	72	13	0.0	0.0	2	8	14	1	0	6-10	
2001	Opponent	P/S	TT	UT	A	S	Yds	I	Yds	PD	FF	FR	W/L Score	
09/09	at Cleveland												W 9-6	
09/23	Philadelphia												L 3-27	
09/30	at Oakland												L 14-38	
10/07	Jacksonville	p	0	0	0	-	-	-	-	-	-	-	W 24-15	
10/14	Denver	S	4	2	2	-	-	1	0	1	-	-	W 34-21	
10/28	Miami	S	0	0	0	-	-	-	-	1	-	-	L 20-24	
11/04	at Washington	S	3	2	1	-	-	-	-	-	-	-	L 14-27	
11/11	Oakland	S	1	1	0	-	-	-	-	-	-	-	W 34-27	
11/18	at Buffalo	S	7	6	1	-	-	-	-	1	-	-	W 23-20	
11/25	at Kansas City	S	5	5	0	-	-	-	-	-	-	-	L 7-19	
12/02	San Diego												W 13-10	
12/09	at Denver												L 7-20	
12/16	Dallas												W 29-3	
12/23	at N.Y. Giants												L 24-27	
12/30	at San Diego												W 25-22	
01/06	Kansas City	S	0	0	0	-	-	-	-	-	-	-	W 21-18	
2001 Totals		8/7	20	16	4	0.0	0.0	1	0	4	0	0	9-7	
2002	Opponent	P/S	TT	UT	A	S	Yds	I	Yds	PD	FF	FR	W/L Score	
09/08	at Oakland	S	4	3	1	-	-	-	-	-	-	-	L 17-31	
09/15	Arizona	S	2	2	0	-	-	-	-	1	-	-	L 13-24	
09/22	at N.Y. Giants	S	5	5	0	-	-	-	-	-	-	-	L 6-9	
09/29	Minnesota												W 48-23	
10/14	San Francisco	S	3	3	0	-	-	-	-	-	-	-	L 21-28	
10/20	at St. Louis	S	6	6	0	-	-	-	-	-	-	-	L 20-37	
10/27	at Dallas	S	3	3	0	-	-	-	-	2	-	-	W 17-14	
11/03	Washington	S	3	2	1	-	-	-	-	1	-	-	L 3-14	
11/10	at Arizona	S	3	2	1	-	-	1	0	2	-	-	W 27-6	
11/17	Denver	S	6	4	0	-	-	-	1	0	-	-	L 9-31	
11/24	Kansas City	S	4	4	0	-	-	-	-	-	-	-	W 39-32	
12/01	at San Francisco	S	3	3	0	-	-	-	-	2	-	-	L 24-31	
12/08	Philadelphia	S	2	1	1	-	-	-	-	-	-	-	L 20-27	
12/15	at Atlanta	S	4	3	1	-	-	-	-	-	-	-	W 30-24	
12/22	St. Louis	S	7	7	0	-	-	-	-	-	-	-	W 30-10	
12/29	at San Diego	S	4	4	0	-	-	-	1	0	3	-	W 31-28	
2002 Totals		15/15	59	54	5	0.0	0.0	3	0	12	0	1	7-9	
2003	Opponent	P/S	TT	UT	A	S	Yds	I	Yds	PD	FF	FR	W/L Score	
09/07	New Orleans												W 27-10	
09/14	at Arizona												W 38-0	
09/21	St. Louis												W 24-23	
10/05	at Green Bay												L 13-35	
10/12	San Francisco	p	0	0	0	-	-	-	-	1	-	-	W 20-19	
10/19	Chicago	S	5	4	1	-	-	-	-	-	-	-	W 24-17	
10/26	at Cincinnati	p	3	2	1	-	-	-	-	-	-	-	L 24-27	
11/02	Pittsburgh	S	5	5	0	-	-	-	-	-	-	-	W 23-16	
11/09	at Washington	S	1	1	0	-	-	-	-	-	-	-	L 20-27	
11/16	Detroit	S	3	3	0	-	-	1	8	2	-	-	W 35-14	
11/23	at Baltimore	S	3	3	0	-	-	-	-	3	-	-	L 41-44	
11/30	Cleveland	S	10	9	1	5	-	-	-	-	-	-	W 34-7	
12/07	at Minnesota	p	2	1	1	-	-	-	-	2	-	-	L 7-34	
12/14	at St. Louis	S	2	2	0	-	-	-	-	1	-	-	L 22-27	
12/21	Arizona	S	2	2	0	-	-	-	-	2	-	-	W 28-10	
12/27	at San Francisco	S	3	2	1	0.5	2.5	-	-	-	-	-	W 24-17	
2003 Totals		12/8	39	34	5	1.5	7.5	1	8	11	0	0	10-6	
01/04	at Green Bay	S	8	7	1	-	-	-	-	-	-	-	L 27-33	
2003 Postseason		1/1	8	7	1	0.0	0.0	0	0	0	0	0	0-1	
2004	Opponent	P/S	TT	UT	A	S	Yds	I	Yds	PD	FF	FR	W/L Score	
09/12	Tampa Bay	S	5	4	1	-	-	-	-	-	-	-	W 16-10	
09/19	at N.Y. Giants	S	5	4	1	11	-	-	-	1	-	-	L 14-20	
09/27	Dallas	S	3	3	0	-	-	-	-	1	-	-	L 18-21	
10/03	at Cleveland	S	5	3	2	-	-	-	-	-	-	-	L 13-17	
10/10	Baltimore	S	5	4	1	1	1	12	1	1	-	-	L 10-17	
10/17	at Chicago	S	4	2	2	9	-	-	-	-	-	-	W 13-10	
10/31	Green Bay	S	4	1	3	-	-	2	57	2	-	-	L 14-28	
11/07	at Detroit	S	9	8	1	-	-	-	-	1	-	-	W 17-10	
11/14	Cincinnati	S	2	1	1	-	-	-	-	-	-	-	L 10-17	
11/21	at Philadelphia	S	3	3	0	-	-	-	-	1	-	-	L 6-28	
11/28	at Pittsburgh	S	4	4	0	-	-	-	-	1	-	-	L 7-16	
12/05	N.Y. Giants	S	4	3	1	-	-	-	-	1	-	-	W 35-7	
12/12	Philadelphia	S	5	5	0	-	-	-	-	1	10	2	-	L 14-17
12/18	at San Francisco	Inactive											W 26-16	
12/26	at Dallas	S	8	8	0	2	6	1	38	1	-	-	L 10-13	
01/02	Minnesota	S	3	3	0	1	10	-	-	1	-	-	W 21-18	
2004 Totals		15/15	69	56	13	6.0	37.0	5	117	12	1	0	6-10	
2005	Opponent	P/S	TT	UT	A	S	Yds	I	Yds	PD	FF	FR	W/L Score	
09/11	Chicago	S	3	2	1	-	-	-	-	-	-	-	W 9-7	
09/18	at Dallas	S	4	4	0	-	-	-	-	-	-	-	W 14-13	
10/02	Seattle	S	7	5	2	-	-	-	-	-	-	-	W 20-17	
10/09	Denver	S	1	1	0	-	-	-	-	1	-	-	L 19-21	
10/16	at Kansas City												L 21-28	
10/23	San Francisco	S	2	1	1	-	-	-	-	-	-	-	W 52-17	
10/30	at N.Y. Giants	S	2	2	0	-	-	-	-	-	-	-	L 0-36	
11/06	Philadelphia	S	5	5	0	-	-	-	-	-	-	-	W 17-10	
11/13	at Tampa Bay	S	0	0	0	-	-	-	-	-	-	-	L 35-36	
11/20	Oakland	S	3	3	0	-	-	-	-	-	-	-	L 13-16	
11/27	San Diego	S	3	3	0	-	-	-	1	2	1	-	L 17-23	
12/04	at St. Louis	S	4	4	0	-	-	-	-	1	-	-	W 24-9	
12/11	at Arizona	S	5	5	0	-	-	-	-	1	-	-	W 17-13	
12/18	Dallas	S	6	4	2	-	-	-	-	-	-	-	W 24-16	
12/24	N.Y. Giants	S	4	4	0	-	-	-	-	3	-	-	W 35-20	
01/01	at Philadelphia	S	2	2	0	-	-	-	-	3	-	-	W 31-20	
2005 Totals		15/15	51	45	6	0.0	0.0	1	2	10	0	0	10-6	
01/07	at Tampa Bay	Inactive											W 17-10	
01/14	at Seattle	S	1	1	0	0	0	0	0	0	0	0	L 10-20	
2005 Postseason		1/1	1	1	0	0.0	0.0	0	0	0	0	0	1-1	
2006	Opponent	P/S	TT	UT	A	S	Yds	I	Yds	PD	FF	FR	W/L Score	
09/11	Minnesota												L 16-19	
09/17	at Dallas												L 10-27	
09/24	at Houston												W 31-15	
10/01	Jacksonville												W 36-30	
10/08	at N.Y. Giants												L 3-19	
10/15	Tennessee	p	2	2	0	-	-	-	-	-	-	-	L 22-25	
10/22	Indianapolis	S	7	6	1	-	-	-	-	1	-	-	L 22-36	
11/05	Dallas	S	9	8	1	-	-	-	-	1	-	-	W 22-19	
11/12	at Philadelphia	S	4	3	1	-	-	-	-	-	-	-	L 3-27	
11/19	at Tampa Bay	S	7	6	1	-	-	-	1	4	3	-	L 17-20	
11/26	Carolina	S	5	3	2	-	-	-	-	-	-	-	W 17-13	
12/03	at Atlanta												L 14-24	
12/10	Philadelphia	p	4	3	1	-	-	-	-	-	-	-	L 19-21	
12/17	at New Orleans	p	5	4	1	-	-	-	-	2	-	-	W 16-10	
12/24	at St. Louis	p	1											





#21

Fred
TAYLOR

HT: **6-1** WT: **228 lbs**
 Born: **1/27/76**
 Exp. (NFL/Patriots): **12/1**
 GP/GS (Playoffs): **140/136 (7/7)**
 Acq: **FA (JAX)-09**
 College: **Florida**
 Hometown: **Belle Glade, Fla.**

PRO BOWLS

RUNNING BACK
07

CAREER TRANSACTIONS

Fred Taylor was signed by the Patriots as a free agent on February 27, 2009 ... Originally selected by the Jacksonville Jaguars in the first round (ninth overall) of the 1998 NFL Draft ... Signed by the Jaguars (7/6/98) ... Re-signed by the Jaguars (3/23/03) ... Re-signed by the Jaguars (3/1/07) ... Placed on injured reserve with a thumb injury (12/11/08) ... Released by the Jaguars (2/16/09).

CAREER HIGHLIGHTS

- ★ Taylor joins the Patriots in 2009 after spending his first 11 NFL seasons with the Jacksonville Jaguars (1998-2008).
- ★ Taylor enters 2009 having totaled 11,271 career rushing yards, placing him 16th on the NFL's all-time career rushing list and third among all active players.
- ★ Taylor has a career average of 4.64 yards per carry (11,271 yards on 2,428 attempts) entering 2009, placing him second among active players (Frank Gore, 4.73) and fifth all-time among the 24 players with 10,000 or more career rushing yards.
- ★ Taylor has averaged 97.4 yards from scrimmage per game over his career (13,362 yards in 140 games), ranking fifth among all active players.
- ★ Taylor is the Jaguars' all-time leader in rushing yards (11,271), yards from scrimmage (13,632), rushing touchdowns (62), overall touchdowns (70) and 100-yard rushing games (48).
- ★ Taylor has had 326 career rushes of 10 yards or longer, a total that leads all active players and ranks fifth all-time.
- ★ Taylor has recorded seven seasons with 1,000 or more rushing yards, tying the ninth-highest total in NFL history.
- ★ Entering the 2009 season, Taylor has played in 140 games with 136 starts over 11 NFL seasons and has recorded 2,428 rushes for 11,271 yards (4.6 avg.) and 62 touchdowns, and has caught 286 passes for 2,361 yards (8.3 avg.) and eight touchdowns.
- ★ From 2006-07, Taylor led a Jaguars rushing attack that rushed for the two highest totals in team history, with 2,391 yards in 2007 and a franchise-record 2,541 in 2006.
- ★ Taylor earned his first career Pro Bowl nod in 2007, leading the Jaguars with 1,202 rushing yards and finishing the year with five straight 100-yard rushing games.
- ★ Taylor broke the 21st player in NFL history to reach 10,000 career rushing yards, accomplishing the feat on Nov. 11, 2007 at Tennessee.
- ★ Taylor broke the 1,000-yard rushing mark again in 2006, leading the team with 1,146 rushing yards.
- ★ After missing 14 games with a groin injury in 2001, he put together a three-year run (2002-04) during which he averaged more than 1,700 scrimmage yards per year.
- ★ In 2002, he had 1,722 yards from scrimmage (1,314 rushing and a career-high 408 receiving). Then in 2003, he turned in a career-high 1,942 scrimmage yards, including a career-best 1,572 rushing yards and a career-high seven 100-yard rushing games. In 2004, he had his third straight 1,000-yard rushing season, totaling 1,224 rushing yards and 1,569 yards from scrimmage.

- ★ In 2000, Taylor recorded 1,639 yards from scrimmage (1,399 rushing and 240 receiving), 14 touchdowns (12 rushing, two receiving) and set a career-high with a Jaguars-record 234 rushing yards in a game against Pittsburgh on Nov. 19, 2000.
- ★ Taylor rushed for 100 yards in nine consecutive games in 2000, tied with Walter Payton for the third-longest streak in NFL history behind Barry Sanders (14) and Marcus Allen (11).
- ★ In 1999, Taylor was solid in the playoffs, breaking the 100-yard rushing mark in both of Jacksonville's postseason games and recording the longest run in NFL playoff history – a 90-yard touchdown against Miami on Jan. 15, 2000.
- ★ As a rookie in 1998, Taylor recorded 14 rushing touchdowns and 17 overall touchdowns, with both figures still standing as career highs and Jaguars team records. Taylor also led all NFL rookies with 1,223 rushing yards and 1,644 yards from scrimmage.
- ★ In the 1998 playoffs, Taylor ran for 162 yards in the Jaguars' wild card round victory over the Patriots.
- ★ Taylor concluded his 11-year run with Jacksonville holding 34 Jaguars team records.
- ★ Taylor scored 37 touchdowns from 1998-2000, tied with Emmitt Smith for the third-most in the league over that span (Marshall Faulk 48, Randy Moss 44)

SEASONAL REVIEWS

- ★ **2008 (13/13 – Jacksonville):** Played in 13 games and had 556 yards on 143 carries ... Placed on injured reserve with a thumb injury (12/12) ... Jaguars team captain for the second consecutive season. Became the 18th NFL player to surpass 11,000 yards against Detroit (11/9) ... Surpassed 13,000 yards from scrimmage in the season opener against Tennessee (9/7) ... Recorded his first 100-yard rushing game of the season at Indianapolis (9/21) ... Finished with 121 yards on 26 carries (4.7 avg.) with a long of 34 ... Started at RB and led the team with 10 rushes for 19 yards against Pittsburgh (10/5) ... Led the team with 18 carries for 80 yards against Detroit (11/9) ... Led the team with 67 rushing yards on nine carries with one touchdown against Houston (12/1) ... Scored his 70th career touchdown in the fourth quarter to surpass Jimmy Smith (69) for the Jaguars franchise record ... Rushed 13 times for 53 yards against Chicago (12/7) and moved into 16th place in NFL history with 11,271 rushing yards surpassing O.J. Simpson (11,236) and Corey Dillon (11,241).
- ★ **2007 (15/15, 2/2 – Jacksonville):** Started 15 games



EXTRA POINTS

- ★ In 1998, Fred and Patriots teammate Randy Moss both scored 17 touchdowns as rookies, each tying the third highest total by a rookie in NFL history.

as team captain and led team in rushing with 223 carries for 1,202 yards and five touchdowns ... Finished with five 100-yard games and was only player in the NFL to record five straight 100-plus yard rushing games ... Earned first Pro Bowl trip of his career as first alternate and was named to second-team Associated Press All-Pro Team ... Became the 21st player in NFL history to reach 10,000 career rushing yards and set the franchise's career record for yards from scrimmage and all-purpose yards ... Ranked fifth in the AFC in rushing yards and led the AFC with a career-best 5.4 average per rush ... Had more than 15 rushes in only eight of 15 games ... Tied for first in NFL with career-high four rushes of 50-plus yards and finished with two of the four longest rushes in the NFL ... Set team record with 80-yard touchdown run on Dec. 9 against Carolina ... Ranked second in the NFL with 36 rushes of 10-plus yards and tied for fourth with eight rushes of 20-plus yards ... Teamed with Maurice Jones-Drew (167-768, 9 TDs) to rank second in the NFL as a duo for the second consecutive year with 1,970 rushing yards ... Recorded 20 carries for 85 yards against San Diego (11/18) and surpassed Jimmy Smith (12,285) for most career yards from scrimmage in team history ... Registered his first 100-yard rushing game of the season against Buffalo (11/25) as he totaled 104 yards on 14 carries with one touchdown ... Scored on a 50-yard run in the first quarter and became only the third Jaguar to reach 400 career points (Mike Hollis, Jimmy Smith) ... Became only player in NFL in 2007 to record 100-plus rushing yards in five consecutive games as he finished with 111 rushing yards on only seven carries (15.9 avg.) against Oakland (12/23) ... Led team with 13 rushes for 47 yards in AFC Divisional Playoff Game against the Patriots (1/12) ... Surpassed Jimmy Smith (647) for the team record with 682 career postseason yards from scrimmage.

★ **2006 (15/15 – Jacksonville):** Started 15 games and finished with team-high 231 carries for 1,146 yards and five touchdowns ... Posted career-high 5.0-yards per carry average and had four games with 100-plus yards ... Added 23 receptions for 242 yards and one touchdown ... Teamed with Maurice Jones-Drew (166-941-13 TDs) for the most rushing yards by a duo in team history with 2,087 ... Jaguars came within 59 yards of becoming only the fifth team in NFL history to have two 1,000-yard rushers in a season.

★ **2005 (11/11, 1/1 – Jacksonville):** Started and played in 11 games and was inactive for five games with injuries ... Led team with 787 yards on 194 carries and tied for third with three rushing touchdowns ... Rushed for 100-plus yards in three games ... Added 13 receptions for 83 yards ... Surpassed 8,000 career rushing yards, becoming only the seventh active player to do so.

★ **2004 (14/14 – Jacksonville):** Started and played in 14 games ... Ended a streak of 46 consecutive starts after injuring his left knee in Week 15. 46 game streak was the third-longest active streak in the NFL for running backs ... Rushed for team-high 1,224 yards on 260 carries ...

Ranked seventh in the AFC and 10th in the NFL in rushing yards and sixth in the AFC and ninth in the NFL in total yards from scrimmage with 1,569 yards (1,224 rushing, 345 yards receiving) ... Caught 36 passes for 345 yards and one touchdown ... Went over 7,500 yards rushing and finished season 552 yards shy of 10,000 all-purpose yards for career ... Rushed for over 100 yards in five games and team was 3-2 in those games ... For the fifth time in seven seasons went over 1,000 yards (1998, 2000, 2002, 2003 and 2004).

★ **2003 (16/16 – Jacksonville):** Started and played in all 16 games for the second consecutive season ... Rushed for 1,572 yards on 345 carries, both team-records ... Ranked fourth in the AFC and sixth in the NFL in yards rushing and fourth in the AFC and sixth in the NFL in total yards from scrimmage with 1,942 yards (1,572 rushing, 370 yards receiving) ... Had second-most receptions in career with 48 for 370 yards and one touchdown ... Went over 6,000 yards rushing ... Rushed for over 100 yards in seven games and in six of the final eight games of the season.

★ **2002 (16/16 – Jacksonville):** Started and played in all 16 games for first time in career ... Finished season with team-leading 1,314 yards rushing, the third-highest total in team history ... Also totaled 1,722 total yards from scrimmage, setting a then team single-season record ... Rushed 287 times for 4.6-yard average and eight touchdowns ... Set career high with 49 receptions (second on team) for 408 yards (8.3 average, 72 long) ... Ranked seventh in AFC in rushing and ninth in AFC in yards from scrimmage ... One of six players on offense to start every game ... Led team in rushing in 14 games and in receiving in three games ... His 4.6-yard average per carry ranked fifth among AFC backs.

★ **2001 (2/2 – Jacksonville):** Missed the final 14 games of the season with a groin injury ... Played in two games, rushing 30 times for 116 yards (3.9 average) and catching two passes for 13 yards.

★ **2000 (13/13 – Jacksonville):** Finished season with 1,399 yards rushing (fifth in AFC and sixth in NFL) despite missing three-and-a-half games ... His 4.8-yard average per carry ranked third among AFC backs, and his 14 touchdowns tied for fifth in AFC ... Carried then team-record 292 times ... Scored 14 touchdowns (12 rushing, two receiving), the second-highest total in Jaguars history ... Also had 36 receptions for 240 yards (19 long) ... Scored touchdowns in the final seven games of the season.

★ **1999 (10/9, 2/2 – Jacksonville):** Started nine of 10 games played, missing six entirely with a hamstring injury and was limited in several others ... Ranked second on team with 732 yards on 159 carries (4.6-yard average, 52 long) and six touchdowns ... Was healthy in the postseason, turning in two 100-yard games and finishing with 245 yards on 37 carries (6.6 average, 90t long) and one TD, as well as three receptions for 55 yards (18.3 average, 39t long) and one TD ... Had three 100-yard games during the regular season, in addition to two in the playoffs.

★ ★ ★ ★ **HIGHEST RUSHING AVERAGE IN 10,000-YARD CLUB** ★ ★ ★ ★

Player	Team(s)	Year(s)	Avg	G	Att	Yds	TD
Jim Brown	CLE	1957-1965	5.22	118	2359	12,312	106
Barry Sanders	DET	1989-1998	4.99	153	3062	15,269	99
Tiki Barber	NYG	1997-2006	4.71	154	2217	10,449	55
O.J. Simpson	BUF/SF	1969-1979	4.67	135	2404	11,236	61
Fred Taylor	JAX	1998-2008	4.64	140	2428	11,271	62
LaDainian Tomlinson	SD	2001-2008	4.43	127	2657	11,760	126
Eric Dickerson	LA(N)/IND/LA(A)/ATL	1983-1993	4.43	146	2996	13,259	90
Walter Payton	CHI	1975-1987	4.36	190	3838	16,726	110
Tony Dorsett	DAL/DEN	1977-1988	4.34	173	2936	12,739	77
Marshall Faulk	IND/STL	1994-2005	4.33	176	2836	12,279	100

NOTE: Ranks the highest average yards per rush among the 24 players in NFL history with 10,000 or more rushing yards entering the 2009 NFL season.

★ TAYLOR'S SINGLE GAME CAREER HIGHS ★

Regular Season

Rushing

Attempts: 37 at N.Y. Jets (9/25/05)
Yards: 234 at Pittsburgh (11/19/00)
Long: 80t vs. Carolina (12/9/07)

Receiving

Receptions: 9 vs. Baltimore (9/20/98)
Yards: 95 vs. N.Y. Jets (9/29/02)
Long: 78t at Baltimore (11/1/98)

Touchdowns

Total: 4 at Pittsburgh (11/19/00)
Rushing: 3 Three times, Most Recent vs. Cleveland (12/3/00)
Receiving: 1 Eight Times, Most Recent at Kansas City (12/31/06)

★ **1998 (15/12, 2/2 – Jacksonville):** Had at the time the best season by a running back in Jaguars history, setting 29 team records ... Rushed 264 times for 1,223 yards (4.6-yard average) and 14 touchdowns and caught 44 passes for 421 yards and three touchdowns ... Led all NFL rookies with 1,223 rushing yards and 1,644 total yards despite having fewer than seven carries in a game five times ... Finished rookie campaign as the sixth-leading rusher in AFC and 10th in NFL ... Led all rookie rushers despite starting only 12 of 15 games ... Posted then-team-record six 100-yard rushing games, the most by an NFL rookie since 1995 (Curtis Martin, nine) ... Was the only NFL player with touchdowns of more than 75 yards both running and receiving ... Scored 17 total touchdowns (tied for second in NFL) and 14 rushing TDs, team single-season records ... Tied for the second-most TDs in the NFL behind Terrell Davis (23) ... Only player in NFL with more than 1,200 yards rushing, 12 rushing TDs, a 4.5-yard average per carry, 40 or more receptions and 1,600 yards total offense ... Finished fourth in AFC with 1,644 total yards from scrimmage ... His 4.6-yard rushing average was fifth in NFL ... Finished third in voting for Rookie of the Year by Associated Press, despite having 327 more total yards, two more 100-yard games and as many touchdowns as Minnesota's Randy Moss ... Selected as second alternate for the Pro Bowl ... Named NFL Offensive Rookie of the Month in both September and December, becoming the first player to win the award twice, and was the Miller Lite NFL Player of the Week for his November 15 performance vs. Tampa Bay ... His rushing total of 162 yards against the Patriots (1/3) ranked third in NFL postseason history for a rookie, trailing only 204 by Washington's Timmy Smith (1/31/88 vs. Denver) and 165 by L.A. Chargers' Paul Lowe (1/16/61 vs. Houston) ... Named NFL Offensive Player of the Week for the Wild Card weekend, becoming the first rookie to win the award.

COLLEGE

Played four seasons at the University of Florida (1994-97) ... Ranked fourth on school's all-time rushing list with 3,075 yards ... Carried 537 times for a 5.7-yard average and 31 touchdowns ... Played in three bowl games in four years ... Team was 14-0 when he rushed for 100 yards ... Third-team All-America selection by Associated Press and The Sporting News as a senior in 1997, when he was a consensus All-Southeastern Conference first-team pick and team captain ... Team's leading rusher with 1,292 yards on 214 carries (6.0-yard average) and 13 touchdowns ... Ranked second in conference and 12th in nation, averaging 117.5 yards per game ... As a junior in 1996, appeared in nine games with two starts ... Rushed for 629 yards and five touchdowns on 104 carries (6.0-yard average) and caught eight passes for 120 yards (15.0 average) ... Played in six games as a sophomore, rushing for 281 yards and five TDs on 48 carries (5.9 average) ... Named team's Most Outstanding Running Back as a true freshman in 1994 ... Played in every game, with two starts ... Carried 171 times for 873 yards (5.1-yard average) and eight touchdowns.

PERSONAL

Frederick Antwon Taylor was born on Jan. 27, 1976 ... Was a Parade, USA Today and Blue Chip Illustrated All-America selection at Glades Central High in his native Belle Glade, Fla. ... Also named Florida "Super Senior," as well as All-State and Class 3A Player of the Year and finished second in the voting for Florida's "Mr. Football" accolades in 1993 ... Rushed 150 times for 1,545 yards (10.3 average), scoring 20 touchdowns as a senior ... Represented the Jaguars in 2007 NFL Take a Player to School program ... Served as Jaguars team spokesperson for holiday food distribution program, Operation Blessing ... Participates in charitable efforts of his teammates ... Made a contribution towards the purchase of turkeys for the Thanksgiving holiday ... Serves as the spokesman for the Leukemia Society of America and Lymphoma Society of America ... Serves as spokesman for the Glades Asthma Project, aimed at improving the functioning of children living with asthma in his hometown of Belle Glade, Fla. ... Appeared in posters with an asthma education message designed to promote community awareness and asthma screenings in schools, and to assist parents with home assessments ... The two-year project was funded by the Quantum Foundation of Palm Beach County and the American Lung Association of Southeast Florida ... Has visited local schools to encourage healthy living ... Fred and his wife Andrea have five children – a daughter, Nataajah and sons Inari, Kelvin, Austin and Braylon ... Majored in sociology.

Taylor



FRED TAYLOR



Pos: RB Ht: 6-1 Wt: 228 Year: 12th Acq: FA-09 College: Florida Born: 1/27/76

REGULAR SEASON			RUSHING						RECEIVING					KICK RETURNS					PUNT RETURNS				
Year	Team	G/S	No	Yds	Avg	Lg	TD	No	Yds	Avg	Lg	TD	No	Yds	Avg	Lg	TD	No	FC	Yds	Avg	Lg	TD
1998	Jaguars	15/12	264	1223	4.6	77	14	44	421	9.6	78t	3	0	0	0.0	0	0	0	0	0.0	0	0	0
1999	Jaguars	10/9	159	732	4.6	52	6	10	83	8.3	41	0	0	0	0.0	0	0	0	0	0.0	0	0	0
2000	Jaguars	13/13	292	1399	4.8	71	12	36	240	6.7	19	2	0	0	0.0	0	0	0	0	0.0	0	0	0
2001	Jaguars	2/2	30	116	3.9	24	0	2	13	6.5	11	0	0	0	0.0	0	0	0	0	0.0	0	0	0
2002	Jaguars	16/16	287	1314	4.6	63t	8	49	408	8.3	72	0	0	0	0.0	0	0	0	0	0.0	0	0	0
2003	Jaguars	16/16	345	1572	4.6	62	6	48	370	7.7	60t	1	0	0	0.0	0	0	0	0	0.0	0	0	0
2004	Jaguars	14/14	260	1224	4.7	46	2	36	345	9.6	64t	1	0	0	0.0	0	0	0	0	0.0	0	0	0
2005	Jaguars	11/11	194	787	4.1	71t	3	13	83	6.4	13	0	0	0	0.0	0	0	0	0	0.0	0	0	0
2006	Jaguars	15/15	231	1146	5	76	5	23	242	10.5	36	1	0	0	0.0	0	0	0	0	0.0	0	0	0
2007	Jaguars	15/15	223	1202	5.4	80t	5	9	58	6.4	18	0	0	0	0.0	0	0	0	0	0.0	0	0	0
2008	Jaguars	13/13	143	556	3.9	34	1	16	98	6.1	17	0	0	0	0.0	0	0	0	0	0.0	0	0	0
Totals-11 years		140/136	2428	11271	4.6	80t	62	286	2361	8.3	78t	8	0	0	0.0	0	0	0	0	0.0	0	0	0

Taylor

POSTSEASON			RUSHING					RECEIVING					KICK RETURNS					PUNT RETURNS					
Year	Team	G/S	No	Yds	Avg	Lg	TD	No	Yds	Avg	Lg	TD	No	Yds	Avg	Lg	TD	No	FC	Yds	Avg	Lg	TD
1998	Jaguars	2/2	53	248	4.7	46	1	0	0	0.0	0	0	0	0	0	0.0	0	0	0	0	0	0	0
1999	Jaguars	2/2	37	245	6.6	90t	2	3	55	18.3	39t	1	0	0	0.0	0	0	0	0	0	0	0	0
2005	Jaguars	1/1	8	24	3.0	7	0	3	13	4.3	12	0	0	0	0.0	0	0	0	0	0	0	0	0
2007	Jaguars	2/2	29	95	3.3	15	1	2	2	2.0	2	0	0	0	0.0	0	0	0	0	0	0	0	0
Totals-4 years		7/7	127	612	4.8	90t	4	7	70	10.0	39t	1	0	0	0.0	0	0	0	0	0	0	0	0

TAYLOR'S CAREER GAME-BY-GAME

Rushing													Receiving													
Year	Opponent	P/S	No	Yds	Avg	Lg	TD	No	Yds	Avg	Lg	TD	Year	Opponent	P/S	No	Yds	Avg	Lg	TD	No	Yds	Avg	Lg	TD	
1998	Chicago	p	1	2	2.0	2	0	0	0	0.0	0	0	0	09/08	Indianapolis	S	24	83	3.5	12	1	4	35	8.8	13	0
09/03 at Kansas City	p	6	44	7.3	20	0	0	0	0	0.0	0	0	0	09/15 at Kansas City	S	20	114	5.7	63	1	6	45	7.5	14	0	
09/20 Baltimore	p	23	128	5.6	52	1	9	85	9.4	41	0	0	0	09/29 N.Y. Jets	S	21	142	6.8	25	1	3	95	31.7	72	0	
09/27 at Tennessee	S	25	116	4.6	49	1	2	-7	-3.5	-2	0	0	0	10/06 Philadelphia	S	21	48	2.3	10	0	2	15	7.5	8	0	
10/12 Miami	S	12	89	7.4	77	2	1	2	2.0	2	0	0	0	10/13 at Tennessee	S	19	59	3.1	19	0	1	5	5.0	5	0	
10/18 at Buffalo	Inactive												0	10/20 at Baltimore	S	25	151	6.0	30	1	8	46	5.8	16	0	
10/25 at Denver	S	6	27	4.5	25	0	5	50	10.0	17	1	0	0	10/27 Houston	S	25	84	3.4	16	0	3	22	7.3	9	0	
11/01 at Baltimore	S	22	87	4.0	13	1	1	78	78.0	78	1	0	0	11/03 at N.Y. Giants	S	6	6	1.5	7	0	0	0	0.0	0	0	
11/08 Cincinnati	S	26	118	4.4	17	1	1	23	23.0	23	0	0	0	11/10 Washington	S	21	82	3.9	14	1	7	27	3.9	8	0	
11/15 Tampa Bay	S	20	128	6.4	70	3	5	68	13.6	30	0	0	0	11/17 at Houston	S	13	56	4.3	18	0	0	0	0.0	0	0	
11/22 at Pittsburgh	S	20	67	3.4	15	1	4	21	5.3	12	0	0	0	11/24 at Dallas	S	20	100	5.0	13	0	3	29	9.7	14	0	
11/29 at Cincinnati	S	6	16	2.7	5	0	0	0	0.0	0	0	0	0	12/01 Pittsburgh	S	13	80	6.2	18	1	2	13	6.5	17	0	
12/06 Detroit	S	32	163	5.7	31	2	3	23	7.7	12	0	0	0	12/08 Cleveland	S	23	145	6.3	44	1	2	12	6.0	11	0	
12/13 Tennessee	S	20	42	2.1	18	1	7	32	4.6	11	0	0	0	12/15 at Cincinnati	S	18	71	3.9	12	0	4	43	10.8	20	0	
12/20 at Minnesota	S	23	105	4.6	23	0	4	25	6.3	13	0	0	0	12/22 Tennessee	S	3	17	5.7	6	0	2	7	3.5	5	0	
12/28 Pittsburgh	S	21	71	3.4	15	1	2	21	10.5	12	1	0	0	12/29 at Tennessee	S	15	73	4.9	12	1	1	14	14.0	14	0	
1998 Totals	15/12	264	1223	4.6	77	14	44	421	5.9	78	3	0	0	2002 Totals	16/16	287	1314	4.6	63	8	49	408	8.3	72	0	0
01/03 at New England	S	3	26	4.3	29	0	0	0	0.0	0	0	0	0													
01/10 at N.Y. Jets	S	20	86	4.3	29	0	0	0	0.0	0	0	0	0													
1998 Postseason	2/2	53	248	4.7	46	1	0	0	0.0	0	0	0	0													
Rushing													Receiving													
Year	Opponent	P/S	No	Yds	Avg	Lg	TD	No	Yds	Avg	Lg	TD	Year	Opponent	P/S	No	Yds	Avg	Lg	TD	No	Yds	Avg	Lg	TD	
1999	San Francisco	S	24	74	3.1	18	0	2	-7	-3.5	1	0	0	1999	Buffalo	S	14	71	5.1	28	0	5	10	2.0	10	0
09/19 at Carolina	S	5	27	5.4	12	0	0	0	0.0	0	0	0	0	09/21 at Indianapolis	S	17	126	7.4	42	0	3	11	3.7	8	0	
09/26 Tennessee	Inactive												0	09/28 at Houston	S	19	67	3.5	16	1	4	27	6.8	11	0	
10/03 at Pittsburgh	S	8	28	3.5	12	0	0	0	0.0	0	0	0	0	10/05 San Diego	S	27	87	3.2	12	1	7	17	25.7	60	1	
10/11 at N.Y. Jets	Inactive												0	10/12 Miami	S	16	35	2.2	6	0	8	64	8.0	17	0	
10/17 Cleveland	Inactive												0	10/26 Tennessee	S	9	48	5.3	15	0	4	21	5.3	8	0	
10/31 at Cincinnati	S	15	128	8.5	52	1	1	3	3.0	3	0	0	0	11/02 at Baltimore	S	22	78	3.5	15	0	6	30	5.0	8	0	
11/07 at Atlanta	S	27	124	4.6	23	0	2	54	27.0	41	0	0	0	11/09 Indianapolis	S	28	152	5.4	32	2	0	0	0.0	0	0	
11/14 Baltimore	S	7	12	1.7	11	0	1	3	3.0	3	0	0	0	11/16 at Tennessee	S	14	65	4.6	16	0	0	0	0.0	0	0	
11/21 New Orleans	Inactive												0	11/23 at N.Y. Jets	S	32	119	3.7	13	0	0	0	0.0	0	0	
11/28 at Baltimore	Inactive												0	11/30 Tampa Bay	S	29	118	4.1	25	0	3	12	4.0	4	0	
12/02 Pittsburgh	Inactive												0	12/07 Houston	S	24	163	6.8	62	1	0	0	0.0	0	0	
12/13 Denver	p	9	74	8.2	38	1	0	0	0.0	0	0	0	0	12/14 at New England	S	16	57	3.6	10	0	4	32	8.0	13	0	
12/19 at Cleveland	S	26	136	5.2	41	1	1	2	13	6.5	7	0	0	12/21 New Orleans	S	34	194	5.7	27	1	2	31	15.5	23	0	
12/26 at Tennessee	S	16	44	2.8	19	1	1	18	18.0	18	0	0	0	12/28 at Atlanta	S	22	121	5.5	15	0	1	4	4.0	4	0	
01/02 Cincinnati	S	22	85	3.9	17	2	1	-1	-1.0	-1	0	0	0	2003 Totals	16/16	345	1572	4.8	62	6	48	370	7.7	60	1	1
1999 Totals	10/9	159	732	4.6	52	6	10	83	8.3	41	0	0	0													
01/15 Miami	S	18	135	7.5	90	1	1	39	39.0	39	1	0	0													
01/23 Tennessee	S	19	110	5.8	31	1	2	16	8.0	9	0	0	0													
1999 Postseason	2/2	37	245	6.6	90	2	3	55	18.3	39	1	0	0													
Rushing													Receiving													
Year	Opponent	P/S	No	Yds	Avg	Lg	TD	No	Yds	Avg	Lg	TD	Year	Opponent	P/S	No	Yds	Avg	Lg	TD	No	Yds	Avg	Lg	TD	
2000	Cleveland	Inactive											2000	Buffalo	S	17	61	3.6	12	0	0	0	0.0	0	0	
09/03 at Baltimore	Inactive												0	09/16 Denver	S	16	54	3.4	10	0	0	0	0.0	0	0	
09/17 Cincinnati	Inactive												0	09/26 Tennessee	S	17	81	4.8	25	1	1	11	10	11	0	
09/25 at Indianapolis	p	14	57	4.1	12	0	0	0	0.0	0	0	0	0	10/03 Indianapolis	S	21	68	3.2	17	0	3	31	10.3	15	0	
10/01 Pittsburgh	S	15	24	1.6	13	0	4	14	3.5	11	0	0	0	10/10 at San Diego	S	11	64	5.8	18	0	7	44	6.3	14	0	
10/08 at Tennessee	S	17	54	3.2	13	1	7	45	6.4	15	0	0	0	10/17 Kansas City	S	19	66	3.5	14	0	3	71	23.7	64	1	
10/16 at Tennessee	S	20	112	5.6	71	0	0	27	13.5	19	0	0	0	10/24 at Indianapolis	S	20	107	5.4	29	0	5	67	13.4	31	0	
10/22 Washington	S	22	124	5.6	21	0	4	33	8.3	13	0	0	0	10/31 at Houston	S	3	9	3.0	5	0	1	10	10.0	10	0	
10/29 at Dallas	S	31	107	3.5	14	0	2	9	4.5	5	0	0	0	11/14 Detroit	S	23	144	6.3	42	0	3	21	7.0	11	0	
11/12 Seattle	S	21	103	4.9	19	1	5	34	6.8	15	0	0	0	11/21 Tennessee	S	21	103	4.9	24	0	3	20	6.7	11	0	
11/19 at Pittsburgh	S	30	234	7.8	34	3	3	14	4.7	16	1	0	0	11/25 Minnesota	S	22	147	6.7	31	0	1	13	13.0	13	0	
11/26 Tennessee	S	24	104	4.3	16	0	4	22	5.5	10	0	0	0	12/01 Pittsburgh	S	27	76	2.8	18	0	5	34	8.8	11	0	
12/03 Cleveland	S	30	181	6.0	28	3	1	6	6.0	6	0	0	0	12/12 Chicago	S	21	79	3.8	20	0	4	23	5.8	11	0	
12/10 Arizona	S	23	127	6.0	24	2	1	14	14.0	14	0	0	0	12/19 at Green Bay	S	22	165	7.5	46	1	0	0	0.0	0	0	
12/17 at Cincinnati	S	12	110	2.4	15	2	2	13	6.5	8	0	0	0	12/26 Houston	Inactive											
12/23 at N.Y. Giants	S	13	52	4.0	44	1	1	9	9.0	9	0	0	0	01/02 at Oakland	Inactive											
1999 Totals	13/13	292	1399	4.8	71	12	36	240	6.7	19	2	0	0	2004 Totals	14/14	260	1224	4.7	46	2	36	345	9.6	64	1	1
Rushing													Receiving													
Year	Opponent	P/S	No	Yds	Avg	Lg	TD	No	Yds	Avg	Lg	TD	Year	Opponent	P/S	No	Yds	Avg	Lg	TD	No	Yds	Avg	Lg	TD	
2000	Pittsburgh	S	24	96	4.0	24	0	1	2	2.0	2	0	0	2005	Seattle	S	20	76	3.8	9	0	2	14	7.0	9	0
09/03 Tennessee	S	6	20	3.3	9	0	1	11	11.0	11	0	0	0	09/18 at Indianapolis	S	16	81	5.1	18	0	3	18	6.0	11	0	
09/30 Cleveland	Inactive												0	09/25 at N.Y. Jets	S	37	98	2.6	14	1	0	0	0.0	0	0	
10/07 at Seattle	Inactive												0	10/02 Denver	S	8	14	1.8	5	0	1	13	13.0	13	0	
10/18 Buffalo	Inactive												0	10/09 Cincinnati	S	24	132	5.5	17	0	0	0	0.0	0	0	
10/28 at Baltimore	Inactive												0	10/16 at St. Louis	Inactive											
11/04 at Tennessee	Inactive												0	11/01 Houston	S	22	125	7.5	71	1	2	-1	-0.5	3	0	
11/11 Cincinnati	Inactive												0	11/08 Tennessee	S	12	48	4.0	14	0	2	15	7.5	12	0	
11/18 at Pittsburgh	Inactive												0	11/13 Baltimore	S	6	-8	-1.3	2	0	0	0	0.0	0	0	
11/25 Baltimore	Inactive												0													

★ ★ ★ ★ ★ TAYLOR'S CAREER GAME-BY-GAME (CONT.) ★ ★ ★ ★ ★												
09/18	Pittsburgh	S	22	92	4.2	25	0	3	29	9.7	20	0
09/24	Indianapolis	S	21	74	3.5	12	0	1	-1	-1.0	-1	0
10/01	at Washington	S	7	16	2.3	6	0	1	7	7.0	7	0
10/08	N.Y. Jets	S	21	111	5.3	14	1	1	32	32.0	32	0
10/22	at Houston	S	16	84	5.3	32	0	1	19	19.0	19	0
10/29	at Philadelphia	S	15	103	6.9	16	1	1	2	2.0	2	0
11/05	Tennessee	S	13	79	6.1	18	0	0	0	0.0	0	0
11/12	Houston	S	12	63	5.3	24	0	5	71	14.2	36	0
11/20	N.Y. Giants	S	24	79	3.3	10	1	3	16	5.3	9	0
11/26	at Buffalo	S	22	101	4.6	13	0	0	0	0.0	0	0
12/03	at Miami	S	19	76	4.0	13	0	0	0	0.0	0	0
12/10	Indianapolis	S	9	131	14.6	76	1	0	0	0.0	0	0
12/17	at Tennessee	S	2	37	18.5	35	0	0	0	0.0	0	0
12/24	New England		Inactive						Inactive			
12/31	at Kansas City	S	7	26	3.7	9	0	1	26	26.0	261	1
2006 Totals	15/15	231	1146	5	76	5	23	242	10.5	36	1	
2007	Opponent	P/S	No	Yds	Avg	Lg	TD	No	Yds	Avg	Lg	TD
09/09	Tennessee	S	6	16	2.7	17	0	0	0	0.0	0	0
09/16	Atlanta	S	16	56	3.5	29	0	1	11	11.0	11	0
09/23	at Denver	S	17	84	4.9	19	0	0	0	0.0	0	0
10/07	at Kansas City	S	16	51	3.2	11	0	1	9	9.0	9	0
10/14	Houston	S	6	90	15.0	76	0	1	-2	-2.0	-2	0
10/22	Indianapolis	S	11	55	5.0	17	0	1	-2	-2.0	-2	0
10/28	at Tampa Bay	S	24	68	2.8	12	0	0	0	0.0	0	0
11/04	at New Orleans	S	13	54	4.2	15	0	1	4	4.0	4	0
11/11	at Tennessee	S	16	45	2.8	15	1	0	0	0.0	0	0
11/18	San Diego	S	20	85	4.3	13	0	0	0	0.0	0	0
11/25	Buffalo	S	14	104	7.4	501	1	2	14	7.0	9	0
12/02	at Indianapolis	S	14	104	7.4	29	0	0	0	0.0	0	0
12/09	Carolina	S	18	132	7.3	801	1	2	24	12.0	18	0
12/16	at Pittsburgh	S	25	147	5.9	38	1	0	0	0.0	0	0
12/23	Oakland	S	7	111	15.9	621	1	0	0	0.0	0	0
12/30	at Houston		Did Not Play						Did Not Play			
2007 Totals	15/15	223	1202	5.4	801	5	9	58	6.4	18	0	
01/05	at Pittsburgh	S	16	48	3.0	10	1	1	2	2.0	2	0
01/12	at New England	S	13	47	3.6	15	0	0	0	0.0	0	0
2007 Postseason	2/2	29	95	3.3	15	1	1	2	2.0	2	0	
2008	Opponent	P/S	No	Yds	Avg	Lg	TD	No	Yds	Avg	Lg	TD
09/07	at Tennessee	S	9	18	2.0	6	0	1	9	9.0	9	0
09/14	Buffalo	S	14	49	3.5	13	0	1	5	5.0	5	0
09/21	at Indianapolis	S	26	121	4.7	34	0	2	9	4.5	5	0
09/28	Houston	S	10	25	2.5	9	0	3	21	7.0	12	0
10/05	Pittsburgh	S	10	19	1.9	6	0	2	6	3.0	6	0
10/12	at Denver	S	3	10	3.3	6	0	1	10	10.0	10	0
10/26	Cleveland	S	8	24	3.0	5	0	0	0	0.0	0	0
11/02	at Cincinnati	S	5	12	2.4	5	0	1	0	0.0	0	0
11/09	at Detroit	S	18	80	4.4	23	0	1	17	17.0	17	0
11/16	Tennessee	S	12	58	4.8	22	0	1	2	2.0	2	0
11/23	Minnesota	S	6	20	3.3	13	0	1	7	7.0	7	0
12/01	at Houston	S	9	67	7.4	24	1	1	6	6.0	6	0
12/07	Chicago	S	13	53	4.1	11	0	1	6	6.0	6	0
12/14	Green Bay		Placed on IR						Placed on IR			
2008 Totals	13/13	143	556	3.9	34	1	16	98	6.1	17	0	



50 SEASONS

#96

Adalius THOMAS

LINEBACKER

HT: 6-2 WT: 270 lbs
Born: 8/18/77
Exp. (NFL/Patriots): 10/3
GP/GS (Playoffs): 121/97 (7/4)
Acq: UFA (BAL)-07
College: Southern Mississippi
Hometown: Equality, Ala.

PRO BOWLS: SUPER BOWLS

03 06 00

Pronounced: ah-DAY-lus

CAREER TRANSACTIONS


Adalius Thomas was signed by the Patriots as an unrestricted free agent on March 3, 2007 ... Originally selected by the Baltimore Ravens in the sixth round (186th overall) in the 2000 NFL Draft ... Placed on injured reserve with an elbow injury (12/17/03) ... Re-signed with the Ravens (3/22/04) ... Placed on injured reserve with an arm injury (12/5/08).

CAREER HIGHLIGHTS

- ★ Thomas enters the 2009 season with 50.0 career sacks and is one of five active linebackers with 50 or more sacks entering 2009 (joining Joey Porter, Greg Ellis, DeMarcus Ware and Mike Vrabel).
- ★ In his first two seasons with the Patriots (2007-08), Thomas has played in 25 games with 24 starts and has totaled 117 tackles (84 solo), 11.5 sacks, one interception for 65 yards and a touchdown, 12 passes defended and two forced fumbles.
- ★ In the 25 games Thomas has played for the Patriots entering the 2009 season, the team is 22-3.
- ★ Thomas's 11.5 sacks since joining the Patriots in 2007 are the second highest total on the team over that span (Mike Vrabel, 16.5).
- ★ In 2008, Thomas finished second on the Patriots with 5.0 sacks despite missing the final seven games of the year due to an arm injury.
- ★ In his first season with the Patriots in 2007, Thomas finished third on the team with 82 tackles (60 solo) and tied for second on the club with 6.5 sacks, starting eight games at inside linebacker and seven games at outside linebacker.
- ★ In 2007, Thomas started 15 of 16 games as the Patriots allowed just 288.3 yards per game, the franchise's best such figure in 25 years. He contributed to the first team

in NFL history to complete a 16-0 regular season, as the Patriots tied the NFL's all-time mark with 18 overall victories and set a league record for point differential, outscoring opponents by 315 points.

- ★ Over the final seven games of the 2007 season, Thomas led the Patriots with six sacks and set a new career high with 2.5 sacks against Buffalo on Nov. 18.
- ★ Thomas led the Patriots with two sacks in Super Bowl XLII against the New York Giants.
- ★ From 2004-06, Thomas recorded more sacks than any other NFL linebacker, totaling 28.0 sacks over that span.
- ★ Thomas enters the 2009 season having scored six career defensive touchdowns, including three interception returns and three fumble returns. His longest touchdown came in his second game with the Patriots when he returned an interception 65 yards for a touchdown against San Diego on Sept. 16, 2007.



EXTRA POINTS

- ★ Adalius established the S.L.A.S.H. (Sportsmen Lifting Academics & Sponsoring Hope) Fund, which aims to enrich the lives of children and holds an annual golf tournament as a fundraiser.
- ★ Adalius is a distant cousin of New York Giants defensive end Justin Tuck. Both grew up in rural Coosa County, Alabama.
- ★ Adalius hosts a football camp in Hattiesburg, Mississippi each April.

- ★ Thomas has been selected to the Pro Bowl twice – as a special teams player following the 2003 season and as a linebacker following the 2006 season. In the Pro Bowl following the 2006 season, Thomas started at outside linebacker for the AFC team (coached by Patriots Head Coach Bill Belichick) and returned a fumble 70 yards for a touchdown in the game.
- ★ In 2006, Thomas set career highs with 11.0 sacks and 106 tackles (75 solo) while starting every game on a Baltimore Ravens defense that led the NFL in allowing just 12.6 points per game.
- ★ Thomas' 11.0 sacks in 2006 led all Ravens defenders and tied for the fourth highest total among all NFL linebackers. Thomas recorded a sack or shared in a sack in 11 of 16 regular-season games in 2006 and tallied at least one sack seven times in an eight-game span during the season.
- ★ In 2005, Thomas started every game and set a Ravens franchise record by recording three defensive touchdowns (two fumble returns and one interception return), while leading the team with nine sacks and totaling 104 tackles (70 solo).
- ★ Thomas became the first Raven to record three defensive touchdowns in a season in 2005.
- ★ Thomas started all 16 games for the first time in his career in 2004 and responded with then-career highs in tackles (80) and sacks (8.0).
- ★ Thomas played linebacker, defensive end and was a special teams ace, earning his first Pro Bowl nod in 2003. Saw action in 13 games, starting 11 while registering 34 tackles (26 solo), eight passes defended, four sacks and a forced fumble. Also led the team with a career-high 23 special teams tackles and had a blocked punt in 2003.
- ★ Thomas enjoyed a strong 2002 campaign as a starting defensive end, posting 68 tackles and three sacks. Also collected three forced fumbles, a fumble recovery and then-career highs with two interceptions (one was returned for a touchdown) and 11 passes defended. Finished third on the team with 15 special teams tackles.
- ★ Thomas came into his own in his second year (2001), posting 37 tackles (29 solo), 3.5 sacks, three forced fumbles and eight passes defended. He also tied for the team lead with 18 special teams tackles.

SEASONAL REVIEWS

- ★ **2008 (9/9):** Started the first nine games of the season before suffering a season-ending arm injury against Buffalo (11/9) ... Placed on injured reserve with an arm injury (12/5) ... At the time of his injury, his five sacks led the team ... Finished the season with 35 tackles (24 solo), five sacks, nine quarterback hits and four passes defended ... Despite missing the final seven games of the season, his five sacks ranked second on the team (Richard Seymour, 8) and his nine quarterback hits placed third on the club (Seymour, 17; Vrabel 10) ... Led the team in tackles once (at SF) ... Tallied season high in sacks (2) and tackles (8) against St. Louis (10/26) ... Collected five tackles (4 solo) and one sack against Kansas City (9/7) ... Sacked Brodie Croyle for a 10-yard loss ... Bull rushed Leon Washington into Brett Favre, dragging him down for a 20-yard yard sack at the N.Y. Jets (9/14) ... Made four tackles (2 solo) with one tackle for a loss and picked up a pass defended against Miami (9/21) ... Led the team with six tackles (4 solo) at San Francisco (10/5) ... Collected his third sack of the season, dragging down J.T. O'Sullivan for an 8-yard loss ... Added to his team-leading sack total with two sacks while making a season-high eight tackles (4 solo) against St. Louis (10/26) ... Had two sacks of Marc Bulger, each resulting in a 13-yard loss ... Tallied a season high two passes defended at Indianapolis (11/2).
- ★ **2007 (16/15, 3/3):** Played in all 16 regular-season games for the fourth straight season while making 15 starts in 2007 ... Finished third on the team in tackles with 82 and

tied for second on the team with 6.5 sacks ... Led the team with two sacks in the playoffs ... Made his first start in a Patriots uniform at inside linebacker and collected two passes defended with six tackles at the New York Jets (9/9) ... Returned an interception of a Philip Rivers pass intended for Malcom Floyd, sprinting 65 yards for a touchdown, the sixth defensive touchdown of his career, against San Diego (9/16) ... Led the defense with nine tackles (6 solo) in the Patriots' win over Buffalo (9/23) ... Played in his 100th career game and registered his first sack in a Patriots uniform, taking down Carson Palmer for an 8-yard loss at Cincinnati (10/1) ... Led the team in tackles with five against the Bengals, including one on running back Kenny Watson that went for a loss of one yard ... Teamed up with Junior Seau to stuff Browns running back Jason Wright at the goal line on a third-and-goal try against Cleveland (10/7) ... Finished second on the team with nine tackles, including a season-high seven solo tackles, at Miami (10/21) ... Made two tackles while making the start at inside linebacker against Washington (10/28) ... Tracked down Joseph Addai for a 3-yard loss in the Patriots' comeback win at Indianapolis (11/4) ... Set a single-career career high with a 2.5-sack performance at Buffalo (11/18) ... Dragged down J.P. Losman for a loss of nine yards on the second play from scrimmage ... Sacked Losman a second time for a 6-yard loss ... Split a sack with Tedy Bruschi, dropping Losman for a 7-yard loss ... Tallied six tackles and a quarterback hit in the Patriots' comeback win at Baltimore (12/3) ... Teamed up with Richard Seymour to drop Willis McGahee for a 1-yard loss ... Registered his fourth sack of the season with a 2-yard sack of Ben Roethlisberger against Pittsburgh (12/9) ... Tied for the team lead and a season high with nine tackles (8 solo) while racking up 1.5 sacks and two forced fumbles in the Patriots' win over the New York Jets (12/16) ... Stripped Chris Baker of the ball on a pass over the middle that led to Eugene Wilson fumble recovery ... Tied for the team lead in tackles with seven against Miami (12/23) ... Dropped Dolphins running back Jesse Chatman for a 5-yard loss ... Chased down Eli Manning for a 14-yard sack in the Patriots' comeback win at the New York Giants (12/29) ... Batted down a Manning pass intended for Plaxico Burress ... Combined with Junior Seau to drop Fred Taylor for a 3-yard loss in the Patriots' win over Jacksonville (1/12) in the AFC Divisional playoffs ... Led the team with two sacks against the New York Giants in Super Bowl XLII (2/3) ... Sacked Eli Manning for a 7-yard loss while forcing a fumble ... Got to Manning a second time on a 1-yard sack ... Teamed up with Ellis Hobbs to drop Brandon Jacobs for a 1-yard loss.

- ★ **2006 (16/16, 1/1 – Baltimore):** Voted a starter at linebacker in his second Pro Bowl (first selection as a linebacker - made it as special teamer in 2003) ... Also earned Associated Press first-team All-Pro honors, and was named to the PFW/PFWA All-NFL and NFL.com All-Pro teams ... Started all 16 games and established new career highs with 106 tackles (third on team) and 11 sacks (second on team) ... Also recorded nine passes defended, a forced fumble, a fumble recovery and an interception ... Started at linebacker and posted seven tackles (5 solo), a quarterback hit and netted a special teams tackle against Tampa Bay (9/10) ... Turned in a dominating performance against Oakland (9/17), posting 6 tackles (5 solo) ... Tied a then career high with two sacks for 12 yards, including a safety (the Ravens' 1st safety since 2000) and an interception ... Registered four solo tackles, a pass defended and a 6-yard sack against Cleveland (9/24), helping the Ravens' defense hold the Browns to just 38 yards rushing in the 15-14 victory ... Started against Carolina (10/15) and netted eight tackles (6 solo), a tackle for a loss, a 9-yard sack and a quarterback hit ... Against Cincinnati (11/5), posted six tackles (5 solo), two quarterback hits and a 3-yard sack of Carson Palmer on the first defensive play ... Tied for the team lead with a career-high 13 tackles and a 5-yard sack against Tennessee (11/12) ... Tallied six tackles and two quarterback hits against Atlanta (11/19), helping hold the NFL's No. 1-rated

rushing attack to its lowest total all season (104 yards) ... Notched four tackles, a sack and a fumble recovery, which he scooped up and raced 57 yards for the Ravens' fifth defensive touchdown of the season against Pittsburgh (11/26) ... Totaled six tackles (5 solo), a 10-yard sack and a quarterback hit against Kansas City (12/10).

★ **2005 (16/16 – Baltimore):** Started all 16 games and finished third on the team with a then career-high 104 tackles, a then career-high nine sacks for 75 yards, nine passes defended, three forced fumbles, four fumble recoveries (two of which he returned for touchdowns) and two interceptions (one of which he returned for a touchdown) ... Also posted four special teams tackles in 2005 ... Became the first Ravens player to record three defensive touchdowns in a season ... Recorded seven solo tackles, including two tackles for loss, a 7-yard sack and a forced fumble against Cincinnati (11/6) ... Shared the defensive game ball against Houston (12/4) as he tied a then career high with nine tackles (6 solo), two passes defended and an interception, which he returned 20 yards for a touchdown ... Notched eight tackles, an 11-yard sack, a forced fumble and a fumble recovery, which he returned 35 yards for a touchdown in the 48-3 win over Green Bay (12/19) ... Collected a then career-high with nine tackles, a fumble recovery, which he returned nine yards for a touchdown and a 9-yard sack in the season finale against Cleveland (1/1).

★ **2004 (16/16 – Baltimore):** Started all 16 games for the first time in his career ... Set a then career high with 80 tackles (48 solo) ... Finished second on the team with a career-high eight sacks for 28 yards ... Added an interception, five passes defended and four forced fumbles ... Finished third on the team with 16 special teams tackles ... Started and had three tackles (2 solo), three quarterback hits and three passes defended, including an interception, in 30-13 win over Pittsburgh (9/19). Collected a special teams tackle ... Recorded a then career-high nine tackles (5 solo), including one tackle for loss, and a special teams tackle against Pittsburgh (12/26) ... Posted seven tackles (4 solo), two forced fumbles and two sacks in the 30-23 victory in the season finale against Miami (1/2).

★ **2003 (13/11 – Baltimore):** Earned his first Pro Bowl nod as a special teamer standout ... Saw action in 13 games, starting 11 contests before being placed on Injured Reserve (12/17/03) ... Registered 34 tackles (26 solo), eight passes defended, four sacks and a forced fumble ... Also led the team with a career-high 23 special teams tackles and had a blocked punt ... Started at linebacker and amassed four tackles (3 solo) and three passes defended in 44-6 rout over San Francisco (11/30) ... Added three special teams tackles and a 22-yard kickoff return ... Started and had five tackles (4 solo), including two sacks for 12 yards and a forced fumble against Cincinnati (12/7).

★ **2002 (16/12 – Baltimore):** Saw action in all 16 games, starting 12 contests at defensive end ... Totaled 68 tackles (38 solo), three sacks for 20 yards, 11 PD, three forced fumbles and a fumble recovery ... Collected two interceptions, one of which he returned for his first-career touchdown ... Also ranked third on the team with 15 special teams tackles ... Started at defensive end in a 38-27 win over the Bengals (11/10), posting five tackles and a quarterback hit ... Also had an interception, which he returned 25 yards for his first-career touchdown ... Started at defensive end and collected four tackles, a forced fumble and a fumble recovery in 27-23 victory over Cincinnati (12/1) ... Notched two quarterback pressures and provided a downfield escort, blocking for Chad Williams' then-franchise record tying 98-yard interception return for a touchdown ... Made a game-saving pass defended by batting down a Jon Kitna pass intended for Corey Dillon when the Bengals were on the Baltimore 10-yard line with 34 seconds remaining in the game ... Registered six tackles (5 solo), a 7-yard sack, a pass defended and a forced fumble against Houston (12/15).

★ **2001 (16/2, 2/0 – Baltimore):** Played in all 16 games with two starts at defensive end ... Posted 39 tackles (27 solo) and

tied for team lead with three forced fumbles ... Tied for team lead with 18 special teams tackles ... Started his first NFL game against Jacksonville (11/25) and recorded five tackles (4 solo), including a game-ending sack of Mark Brunell ... Made a team-high four special teams tackles ... Named AFC Defensive Player of the Week after recording eight tackles (5 solo), including 1.5 sacks, two forced fumbles and two passes defended in 39-27 win over Indianapolis (12/2) ... Made two special teams tackles.

★ **2000 (3/0, 1/0 – Baltimore):** Played in three games and collected a tackle ... Did not play in one contest and was inactive for the other 12 games ... In the playoffs, notched a pass defended and recorded a special teams stop ... Made his NFL debut against Tennessee (10/22) ... The defense held the Titans to a Ravens' record-low seven first downs ... Had an assist in three plays from scrimmage ... Recorded a pass defended and a special teams tackle in the Ravens' 16-3 AFC Championship Game victory over Oakland (1/14).

COLLEGE

Twice named Conference USA Defensive Player of the Year at Southern Mississippi ... A gifted athlete who was highly recruited out of high school as a basketball player, Thomas was an effective pass rusher who recorded 34.5 sacks during his collegiate career to become the Golden Eagles' all-time leader ... School officials said he is the best defensive player to come out of Southern Miss, and the greatest all-around player since quarterback Brett Favre ... Won Conference USA Defensive Player of the Year honors, and was a first-team All-Conference pick as a senior in 1999 ... Had 67 tackles, including nine sacks for 65 yards and 16 tackles for loss ... Had two fumble recoveries, a forced fumble and four blocked kicks ... Earned first-team All-America honors by the American Football Coaches Association and third-team honors from Football News as a junior in 1998 ... Was an All-Conference USA first-team pick and Defensive Player of the Year ... Led the conference with 12.5 sacks, plus added 20 tackles for loss ... Recorded 71 tackles, five passes defended and two blocked kicks ... All-Conference USA first-team pick by Football News as a sophomore in 1997 ... Earned Freshman All-America honors in 1996 from The Sporting News ... Only player in Southern Mississippi history to play both football and basketball.

PERSONAL

Adaluis Donquail Thomas was born on August 18, 1977 ... Prepped at Central Coosa (Equality, AL) High School ... Led the team to the state basketball title and was the leading scorer, rebounder, FG pct. leader and shot-blocker ... Named Alabama's Class 4A player of the year as a prep senior in 1995 after averaging 20 points a game and leading Central Coosa High School to the state title ... Had more than 300 yards rushing and receiving as a senior and scored 19 touchdowns as a tight end ... Was a Class 4A All-State linebacker ... Also scored four times on defense ... Established the Adaluis Thomas S.L.A.S.H. (Sportsmen Lifting Academics & Sponsoring Hope) Fund ... Hosted his inaugural S.L.A.S.H. Golf Tournament on 5/10/04 to raise money for the Adaluis Thomas Foundation ... Hosts a football camp in Mississippi each year ... Has also held an annual football camp in his hometown of Equality, Alabama ... Works with the Russell Medical Center in Alabama, which cares for patients that cannot afford treatment ... Works with his church youth group in Nixburg, Alabama, and developed funding for the program ... While at home in Alabama during the offseason, enjoys visiting with elementary school children ... Was a finalist for the Byron "Whizzer" White Humanitarian Award, given to the NFL player who best represents dedication to team, community and country ... In Nov. 2005, received an award from the Mentoring, Academics, Athletics in Partnership (MAAP) organization for his work in the Baltimore community ... During the 2007 holiday season, spent an afternoon at Children's Hospital Boston visiting patients ... In 2007 and 2008, joined teammate Randy Moss

to host a "Kick Off The School Year Rally" in Dorchester, Mass., to distribute backpacks and school supplies for hundreds of children ... Supporter of the Boys & Girls Clubs of Boston and the BELL Foundation ... Supporter of the Boston Centers for

Youth & Families ... Is an avid chess player ... Adalius and his wife, Sheri, have a son, Devin Jamal Thomas (12/10/98), and a daughter Alana (7/7/04) ... Earned his degree in sports administration from Southern Mississippi.

★ ★ ★ ★ ADALIUS THOMAS ★ ★ ★ ★																			
Pos: LB		Ht: 6-2	Wt: 270	Year: 10th	Acq: UFA (BAL)-07	College: Southern Mississippi										Born: 8/18/77			
REGULAR SEASON			TACKLES					INTERCEPTIONS						MISCELLANEOUS					
Year	Team	G/S	TT	UT	A	S	Yds	No	Yds	Avg	Lg	TD	PD	FF	FR	Yds	TD	SpT	
2000	Ravens	3/0	1	1	0	0.0	0.0	0	0	0.0	0	0	0	0	0	0	0	1	
2001	Ravens	16/2	39	27	12	3.5	32.5	0	0	0.0	0	0	8	3	0	0	0	18	
2002	Ravens	16/12	72	40	32	3.0	20.5	2	57	28.5	32	1	11	3	1	0	0	15	
2003	Ravens	13/11	34	26	8	4.0	27.0	0	0	0.0	0	0	8	1	0	0	0	23	
2004	Ravens	16/16	80	48	32	8.0	28.0	1	8	8.0	8	0	5	4	0	0	0	16	
2005	Ravens	16/16	104	70	34	9.0	75.0	2	48	24.0	28	1	9	3	4	44	2	4	
2006	Ravens	16/16	106	75	31	11.0	59.0	1	7	7.0	7	0	9	1	1	57	1	1	
2007	Patriots	16/15	82	60	22	6.5	44.0	1	65	65.0	65t	1	8	2	0	0	0	0	
2008	Patriots	9/9	35	24	11	5.0	64.0	0	0	0.0	0	0	4	0	0	0	0	1	
Totals-9 years		121/97	553	371	182	50.0	350.0	7	185	26.4	65t	3	62	17	6	101	3	79	
POSTSEASON			TACKLES					INTERCEPTIONS						MISCELLANEOUS					
Year	Team	G/S	TT	UT	A	S	Yds	No	Yds	Avg	Lg	TD	PD	FF	FR	Yds	TD	SpT	
2000	Ravens	1/0	0	0	0	0.0	0.0	0	0	0.0	0	0	1	0	0	0	0	1	
2001	Ravens	2/0	4	2	2	0.0	0.0	0	0	0.0	0	0	0	0	0	0	0	1	
2003	Ravens							Injured Reserve											
2006	Ravens	1/1	8	5	3	0.0	0.0	0	0	0.0	0	0	0	0	0	0	0	0	
2007	Patriots	3/3	9	8	1	2.0	5.0	0	0	0.0	0	0	1	1	0	0	0	0	
Totals-5 years		7/4	21	15	6	2.0	5.0	0	0	0.0	0	0	2	1	0	0	0	2	

★ ★ ★ ★ THOMAS' CAREER GAME-BY-GAME ★ ★ ★ ★																																
2000	Opponent	P/S	TT	UT	A	S	Yds	I	Yds	PD	FF	FR	W/L	Score	2001	Opponent	P/S	TT	UT	A	S	Yds	I	Yds	PD	FF	FR	W/L	Score			
09/03	at Pittsburgh				Inactive								W	16-36	09/09	Chicago	p	0	0	0	-	-	-	-	-	-	-	W	17-6			
09/10	Jacksonville				Inactive								W	39-36	09/23	at Cincinnati	p	0	0	0	-	-	-	-	-	-	-	L	10-21			
09/17	at Miami				Inactive								W	6-19	09/30	at Denver	p	2	2	0	-	-	-	-	-	-	-	W	20-13			
09/24	Cincinnati				Inactive								W	37-0	10/07	Tennessee	p	1	1	0	-	-	-	-	-	-	-	W	26-7			
10/01	Cleveland				Inactive								W	12-0	10/14	at Green Bay	p	0	0	0	-	-	-	-	-	-	-	L	23-31			
10/08	at Jacksonville				Inactive								W	15-10	10/21	Cleveland	p	0	0	0	-	-	-	-	-	-	-	L	14-24			
10/15	at Washington				Inactive								W	3-10	10/28	Jacksonville	p	0	0	0	-	-	-	-	-	-	-	W	18-17			
10/22	Tennessee	p	1	0	1	-	-	-	-	-	-	-	L	6-14	11/04	at Pittsburgh	p	3	2	1	-	-	-	-	-	-	-	W	13-10			
10/29	Pittsburgh				Did Not Play								L	6-9	11/12	at Tennessee	p	3	1	2	-	-	-	-	-	-	-	W	16-10			
11/05	at Cincinnati	p	0	0	0	-	-	-	-	-	-	-	W	27-7	11/18	Cleveland	p	6	4	2	-	-	-	-	-	-	-	L	17-27			
11/12	at Tennessee	p	0	0	0	-	-	-	-	-	-	-	W	24-23	11/25	at Jacksonville	S	5	4	1	1.0	1.0	-	-	-	-	-	W	24-21			
11/19	Dallas				Inactive								W	27-0	12/02	Indianapolis	S	8	5	3	1.5	29.5	-	1	2	-	-	W	39-27			
11/26	Cleveland				Inactive								W	44-7	12/16	Pittsburgh	p	4	3	1	-	-	-	-	-	-	-	L	21-26			
12/10	San Diego				Inactive								W	24-3	12/23	Cincinnati	p	3	2	1	-	-	-	-	-	-	-	W	16-0			
12/17	at Arizona				Inactive								W	13-7	12/29	at Tampa Bay	p	1	0	1	-	-	-	-	-	-	-	L	10-22			
12/24	N.Y. Jets				Inactive								W	34-20	01/07	Minnesota	S	3	3	0	1.0	2.0	-	-	-	-	-	W	19-3			
2000 Totals		3/0	1	0	1	0.0	0.0	0	0	0	0	0	W	12-4	2001 Postseason		1/0	0	0	0	0.0	0.0	0	0	1	0	0	W	4-0			
12/31	Denver				Inactive								W	21-3	2002	Opponent	P/S	TT	UT	A	S	Yds	I	Yds	PD	FF	FR	W/L	Score			
01/07	at Tennessee				Inactive								W	24-10	09/08	at Carolina	p	6	3	3	0.5	4.5	-	-	-	-	-	-	L	7-10		
01/14	at Oakland	p	0	0	0	-	-	-	-	1	-	-	W	16-3	09/15	at Tampa Bay	p	3	2	1	-	-	-	-	-	-	-	-	W	0-25		
01/28	N.Y. Giants				Inactive								W	34-7	09/30	Denver	p	1	0	1	-	-	-	-	-	-	-	-	W	34-23		
2000 Postseason		1/0	0	0	0	0.0	0.0	0	0	1	0	0	W	4-0	10/06	Cleveland	S	5	2	3	-	-	-	-	-	-	-	W	26-21			
12/31	Denver				Inactive								W	21-3	10/13	at Indianapolis	p	4	2	2	-	-	-	-	-	-	-	-	L	20-22		
01/07	at Tennessee				Inactive								W	24-10	10/20	Jacksonville	S	5	1	4	-	-	-	1	32	1	-	-	W	17-10		
01/14	at Oakland	p	0	0	0	-	-	-	-	1	-	-	W	16-3	10/27	Pittsburgh	S	3	2	1	-	-	-	-	-	-	-	-	L	18-31		
01/28	N.Y. Giants				Inactive								W	34-7	11/03	at Atlanta	S	4	3	1	1.5	9.0	-	-	-	-	-	-	L	17-20		
2000 Postseason		1/0	0	0	0	0.0	0.0	0	0	1	0	0	W	4-0	11/10	Cincinnati	S	5	1	4	-	-	-	1	25	1	-	-	W	38-27		
12/31	Denver				Inactive								W	21-3	11/17	at Miami	S	5	1	4	-	-	-	-	-	-	-	-	L	7-26		
01/07	at Tennessee				Inactive								W	24-10	11/24	Tennessee	S	7	4	3	-	-	-	-	-	-	-	-	W	13-12		
01/14	at Oakland	p	0	0	0	-	-	-	-	1	-	-	W	16-3	12/01	at Cincinnati	S	4	3	1	-	-	-	-	-	-	-	-	1	1	W	27-23
01/28	N.Y. Giants				Inactive								W	34-7	12/08	New Orleans	S	5	4	1	-	-	-	-	-	-	-	-	1	-	L	25-37
2000 Postseason		1/0	0	0	0	0.0	0.0	0	0	1	0	0	W	4-0	12/15	at Houston	S	6	5	1	1.0	7.0	-	-	-	-	-	1	-	W	23-19	
12/31	Denver				Inactive								W	21-3	12/22	Cleveland	S	5	5	0	-	-	-	-	-	-	-	-	-	L	13-14	
01/07	at Tennessee				Inactive								W	24-10	12/29	at Pittsburgh	S	4	2	2	-	-	-	-	-	-	-	-	L	31-34		
01/14	at Oakland	p	0	0	0	-	-	-	-	1	-	-	W	16-3	2002 Totals										16/12 72 40 32 3.0 20.5 2 57 11 3 1 7-9							
01/28	N.Y. Giants				Inactive								W	34-7	2003	Opponent	P/S	TT	UT	A	S	Yds	I	Yds	PD	FF	FR	W/L	Score			
2000 Postseason		1/0	0	0	0	0.0	0.0	0	0	1	0	0	W	4-0	09/07	at Pittsburgh	S	1	1	0	1.0	2.0	-	-	1	-	-	-	L	15-34		
12/31	Denver				Inactive								W	21-3	09/14	Cleveland	p	1	1	0	1.0	13.0	-	-	-	-	-	-	W	33-13		
01/07	at Tennessee				Inactive								W	24-10	09/21	at San Diego	S	0	0	0	-	-	-	-	-	-	-	-	W	24-10		
01/14	at Oakland	p	0	0	0	-	-	-	-	1	-	-	W	16-3	09/28	Kansas City	S	2	2	0	-	-	-	-	-	-	-	-	L	10-17		
01/28	N.Y. Giants				Inactive								W	34-7	10/12	at Arizona	S	5	2	3	-	-	-	-	-	-	-	-	W	26-18		
2000 Postseason		1/0	0	0	0	0.0	0.0	0	0	1	0	0	W	4-0	10/19	at Cincinnati	S	1	0	1	-	-	-	-	-	-	-	-	L	26-34		
12/31	Denver				Inactive								W	21-3	10/26	Denver	S	4	3	1	-	-	-	-	-	-	-	-	W	26-6		
01/07	at Tennessee				Inactive								W	24-10	11/02	Jacksonville	S	4	4	0	-	-	-	-	-	-	-	-	W	24-17		
01/14	at Oakland	p	0	0	0	-	-	-	-	1	-	-	W	16-3	11/09	at St. Louis	S	0	0	0	-	-	-	-	-	-	-	-	L	22-33		
01/28	N.Y. Giants				Inactive								W	34-7	11/16	at Miami	S	4	3	1	-	-	-	-	-	-	-	-	L	6-9		
2000 Postseason		1/0	0	0	0	0.0	0.0	0	0	1	0	0	W	4-0	11/23	Seattle	S	3	3	0	-	-	-	-	-	-	-	-	W	44-41		
12/31	Denver				Inactive								W	21-3	11/30	San Francisco	S	4	3	1	-	-	-	-	-	-	-	-	W	44-6		
01/07	at Tennessee				Inactive								W	24-10	12/07	Cincinnati	p	5	4	1	2.0	12.0	-	-	1	-	-	W	31-13			
01/14	at Oakland	p	0	0	0	-	-	-	-	1	-	-	W	16-3	12/14	at Oakland		Inactive							-	-	-	L	12-20			
01/28	N.Y. Giants				Inactive								W	34-7	12/21	at Cleveland		Placed on injured reserve							-	-	-	W	35-0			
2000 Postseason		1/0	0	0	0	0.0	0.0	0	0	1	0	0	W	4-0	2003 Totals										13/11 34 26 8 4.0 27.0 0 0 8 1 0 10-6							
12/31	Denver				Inactive								W	21-3	2004	Opponent	P/S	TT	UT	A	S	Yds	I	Yds	PD	FF	FR	W/L	Score			
01/07	at Tennessee				Inactive								W	24-10	09/12	at Cleveland	S	6	5	1	-	-	-	-	-	-	-	-	L	3-20		
01/14	at Oakland	p	0	0	0	-	-	-	-	1	-	-	W	16-3	09/19	Pittsburgh	S	3	2	1	-	-	-	1	8	3	-	-	W	30-13		
01/28	N.Y. Giants				Inactive								W	34-7	09/26	at Cincinnati	S	3	2	1	1.0	4.0	-	-	-	-	-	-	W	23-9		
2000 Postseason		1/0	0	0	0	0.0	0.0	0	0	1	0	0	W	4-0	10/04	Kansas City	S	8	5	3	-	-	-	-	-	-	-	-	L	24-27		
12/31	Denver				Inactive								W	21-3	10/10	at Washington	S	1	0	1	-	-	-	-	-	-	-	-	W	17-10		
01/07	at Tennessee				Inactive								W	24-10	10/24	Buffalo	S	2	1	1	1.0	0.0	-	-	-	-	-	-	W	20-6		
01/14	at Oakland	p	0	0	0	-	-	-	-	1	-	-	W	16-3	10/31	at Philadelphia	S	3	1	2	-	-	-	-	-	-	-	-	L	10-15		
01/28	N.Y. Giants				Inactive								W	34-7	11/07	Cleveland	S	2	2	0	1.0	4.0	-	-	-	-	-	-	W	27-13		
2000 Postseason		1/0	0	0	0	0.0	0.0	0	0	1	0	0	W	4-0	11/14	at N.Y. Jets	S	6	4	2	1.0	4.0	-	-	-	-	-	-	W	17-20		
12/31	Denver				Inactive								W	21-3	11/21	Dallas	S	8	3	5	-	-	-	-	-	-	-	-	W	30-10		
01/07	at Tennessee				In																											

★ ★ ★ ★ ★ THOMAS' CAREER GAME-BY-GAME (CONT.) ★ ★ ★ ★ ★																													
12/19	Green Bay	S	8	3	5	1.0	11.0	-	-	-	1	11	W	48-3	10/14	Dallas	S	2	1	1	-	-	-	-	-	W	49-27		
12/25	Minnesota	S	5	4	1	1.0	16.0	-	-	-	1	-	W	30-23	10/21	Miami	S	9	7	2	-	-	-	-	-	W	49-28		
01/01	at Cleveland	S	9	6	3	1.0	9.0	-	-	-	-	11	L	16-20	10/28	Washington	S	2	1	1	-	-	-	-	-	W	52-7		
2005 Totals			16/16	104	70	34	9.0	75.0	2	48	9	3	4	6-10	11/04	at Indianapolis	p	2	2	0	-	-	-	-	-	W	24-20		
2006	Opponent	P/S	TT	UT	A	S	Yds	I	Yds	PD	FF	FR	W/L	Score	11/18	at Buffalo	S	3	2	1	2.5	18.5	-	1	-	W	56-10		
09/10	at Tampa Bay	S	7	5	2	-	-	-	-	-	-	-	W	27-0	11/25	Philadelphia	S	5	5	0	-	-	-	-	-	W	31-28		
09/17	Oakland	S	6	5	1	2.0	12.0	1	7	1	-	-	W	28-6	12/03	at Baltimore	S	6	3	3	-	-	-	-	-	W	27-24		
09/24	at Cleveland	S	4	4	0	1.0	6.0	-	-	1	-	-	W	15-14	12/09	Pittsburgh	S	5	4	1	1.0	2.0	-	1	-	W	34-13		
10/01	San Diego	S	8	7	1	-	-	-	-	-	-	-	W	16-13	12/16	N.Y. Jets	S	9	8	1	1.5	5.5	-	-	2	-	W	20-10	
10/09	at Denver	S	8	6	2	1.0	0.0	-	-	-	-	-	L	3-13	12/23	Miami	S	7	6	1	-	-	-	-	-	W	28-7		
10/15	Carolina	S	8	6	2	1.0	9.0	-	0	-	-	-	L	22-25	12/29	at N.Y. Giants	S	2	1	1	1.0	14.0	-	1	-	W	38-35		
10/29	at New Orleans	S	6	4	2	1.0	4.0	-	-	2	-	-	W	35-22	2007 Totals		16/15	82	60	22	6.5	44.0	1	65	8	2	0	16-0	
11/05	Cincinnati	S	6	5	1	1.0	3.0	-	-	-	-	-	W	26-20	01/12	Jacksonville	S	1	0	1	-	-	-	-	1	-	W	31-20	
11/12	at Tennessee	S	13	7	6	1.0	5.0	-	-	-	-	-	W	27-26	01/20	San Diego	S	3	3	0	-	-	-	-	-	W	21-12		
11/19	Atlanta	S	6	4	2	-	-	-	-	-	-	-	W	24-10	02/03	N.Y. Giants	S	5	5	0	2.0	5.0	-	-	1	-	L	14-17	
11/26	Pittsburgh	S	4	3	1	1.0	3.0	-	-	1	11	W	27-0	2007 Postseason		3/3	9	8	1	2.0	5.0	0	0	1	1	0	2-1		
11/30	at Cincinnati	S	4	2	2	-	-	-	-	1	-	-	L	7-13	2008	Opponent	P/S	TT	UT	A	S	Yds	Int	Yds	PD	FF	FR	W/L	Score
12/10	at Kansas City	S	6	5	1	1.0	10.0	-	-	-	-	-	W	20-10	09/07	Kansas City	S	5	4	1	1.0	10.0	-	-	-	-	W	17-10	
12/17	Cleveland	S	9	7	2	0.5	4.5	-	-	-	-	-	W	27-17	09/14	at N.Y. Jets	S	3	3	0	1.0	20.0	-	-	-	-	W	19-10	
12/24	at Pittsburgh	S	8	3	5	0.5	2.5	-	-	2	-	-	W	31-7	09/21	Miami	S	4	2	2	-	-	-	-	1	-	L	13-38	
12/31	Buffalo	S	3	2	1	-	-	-	-	2	-	-	W	19-7	10/05	at San Francisco	S	6	4	2	1.0	8.0	-	-	1	-	W	30-21	
2006 Totals			16/16	106	75	31	11.0	59.0	1	7	9	1	1	13-3	10/12	at San Diego	S	2	2	0	-	-	-	-	-	-	L	10-30	
01/13	Indianapolis	S	8	5	3	0.0	0.0	-	-	-	-	-	L	6-15	10/20	Denver	S	3	2	1	-	-	-	-	-	-	W	41-7	
2006 Postseason		1/1	8	5	3	0.0	0.0	0	0	0	0	0	0	0-1	10/26	St. Louis	S	8	4	4	2.0	26.0	-	-	-	-	W	23-16	
2007	Opponent	P/S	TT	UT	A	S	Yds	Int	Yds	PD	FF	FR	W/L	Score	11/02	at Indianapolis	S	3	3	0	-	-	-	-	2	-	L	15-18	
09/09	at N.Y. Jets	S	6	2	4	-	-	-	-	2	-	-	W	38-14	11/09	Buffalo	S	1	0	1	-	-	-	-	-	-	W	20-10	
09/16	San Diego	S	5	3	2	-	-	-	1	65	1	-	W	38-14	11/13	N.Y. Jets	Inactive									L	ot 31-34		
09/23	Buffalo	S	9	6	3	-	-	-	-	1	-	-	W	38-7	11/23	at Miami	Inactive									W	48-28		
10/01	at Cincinnati	S	5	5	0	0.5	4.0	-	-	-	-	-	W	34-13	11/30	Pittsburgh	Inactive									L	10-33		
10/07	Cleveland	S	5	4	1	-	-	-	-	1	-	-	W	34-17	12/07	at Seattle	Placed on Injured Reserve									W	24-21		
2008 Totals			9/9	35	24	11	5.0	64.0	0	0	4	0	0	0	11-5														





#86

David THOMAS

HT: **6-3** WT: **248 lbs**
 Born: **7/5/83**
 Exp. (NFL/Patriots): **4/4**
 GP/GS (Playoffs): **32/13 (3/1)**
 Acq: **33-06 (86th)**
 College: **Texas**
 Hometown: **Wolfforth, Texas**

CAREER TRANSACTIONS

David Thomas was drafted by the New England Patriots in the third round (86th overall) of the 2006 NFL Draft ... Signed by the Patriots (7/24/06) ... Placed on injured reserve with a foot injury (10/3/07).

CAREER HIGHLIGHTS

- ★ Thomas enters the 2009 season having played in 32 games with 13 starts since joining the Patriots as a third-round selection in the 2006 NFL Draft.
- ★ Through his first three NFL seasons, Thomas has caught 21 passes for 261 yards and a touchdown.
- ★ His contributions as a blocker in 2008 helped the Patriots to their best rushing season in more than 20 years in terms of total yards (2,278), rushing average (4.4) and rushing touchdowns (21).
- ★ Thomas started a career-high 10 games in 2008 to lead Patriots tight ends.
- ★ As a rookie in 2006, Thomas led the team at Jacksonville (12/24) with a career-high five receptions for 83 yards and his first career touchdown.

SEASONAL REVIEWS

- ★ **2008 (15/10):** Set a single-season career high while starting 10 games of his 15 games played in 2008 ... Recorded nine receptions for 93 yards ... His contributions as a blocker helped the Patriots to their best rushing season in more than 20 years in terms of total yards (2,278), rushing average (4.4) and rushing touchdowns (21) ... Recorded one special teams tackle ... Started at tight end and hauled in two passes for 24 yards against Kansas City (9/7) ... Made the start at tight end and recorded one catch for 14 yards

at the N.Y. Jets (9/14) ... Started at tight end, making one reception for four yards against Miami (9/21) ... Made the start at tight end and hauled in one catch for 13 yards at San Diego (10/12) ... Started at tight end as the Patriots opened in a double tight end set against St. Louis (10/26) ... Tallied a season high three receptions for 29 yards at Indianapolis (11/2) ... Started at tight end as the Patriots opened in a double tight end set against the N.Y. Jets (11/13) ... Made the start at tight end against Pittsburgh (11/30) ... Started at tight end as the Patriots opened in a two tight end set against Arizona (12/21) ... Started at tight end and made one special teams tackle at Buffalo (12/28).

- ★ **2007 (2/0, 0/0):** Played in two games before being placed on injured reserve with a foot injury on Oct. 3, 2007 ... Saw



EXTRA POINTS

- ★ David's first career touchdown reception, a spectacular diving catch against Jacksonville, won the Patriots.com vote for best catch of 2006.
- ★ David's best college performance was in college football's biggest game. He grabbed 10 catches in the Rose Bowl to help Texas win the 2005 BCS Championship.
- ★ David's coach at the University of Texas, Mack Brown, has claimed that David only dropped one ball in four years at the school.

his first action of the season playing in a reserve role at tight end against Buffalo (9/23) ... Registered his first reception of the season, a 9-yard catch from Tom Brady ... Saw limited action in reserve at tight end before leaving the game at Cincinnati (10/1) with a foot injury.

★ **2006 (15/3, 3/1):** Played in 15 games as a rookie with three starts at tight end ... Led the team in receptions once (at JAX) ... Led the team in receiving yards once (at JAX) ... Made his NFL debut in the Patriots' 19-17 victory over Buffalo (9/10) ... Collected his first career reception, a 29-yard catch against the N.Y. Jets (9/17) ... Notched his first career touchdown reception with a diving 22-yard catch against Jacksonville (12/24) ... Got open over the middle and hauled in his first career reception, a 29-yard catch from Tom Brady in the first quarter against the Jets (9/17) ... Led the team with a career-high five receptions for 83 yards and a touchdown at Jacksonville (12/24) ... Hauled in a Tom Brady pass and scampered for 36 yards in the third quarter ... Made a diving reception for a 22-yard touchdown, giving the Patriots a 17-7 lead with 11:24 remaining in the third quarter ... Hauled in another diving reception for a 15-yard gain at the end of the third quarter ... Recovered an Eric Parker muffed punt at the San Diego 31-yard line in the third quarter in the divisional playoffs against the Chargers (1/14).

COLLEGE

Finished his college career as the most prolific receiving tight end in University of Texas history and led the nation's tight ends in blocking consistency as a senior ... Set the

school's all-time career records for receptions by a tight end (98), receiving yards by a tight end (1,367) and touchdown receptions by a tight end (15) ... Owns the Longhorns' single-season record for receptions by a tight end (50, 2005) ... Set the Texas single-game record for receptions by a tight end with 10 grabs in the 2006 Rose Bowl, helping the Longhorns claim the BCS championship ... Did not miss a game in his collegiate career, starting 38 of 51 games for the Longhorns ... Earned first-team Academic All-Big 12 honors in 2004 and 2005.

PERSONAL

John David Thomas was born on July 5, 1983 in Plainview, Texas ... Was a three-time member of Texas' Athletics Director's Honor Roll ... Was a lifelong UT fan who dreamed of playing for the Longhorns ... Regularly visited patients at Austin Children's Hospital with his Longhorn teammates ... Attended Frenship (Wolfforth, Tex.) High School, where he was a three-year starter, lining up at tight end and linebacker his final two seasons and free safety as a sophomore ... As a senior, set school records with 63 receptions for 1,130 yards and 15 touchdowns, adding six more scores rushing with the ball ... Also lettered in basketball and track ... Honor Roll student who was a member of the National Honor Society ... Participated in the 2007 Salvation Army Holiday Party at Gillette Stadium with nearly 250 children from the Boston and Providence Salvation Army centers ... Majored in Kinesiology at Texas ... David and his wife Kassidy have a son, Jaxon David, and are expecting their second son, Rylan Casey, in June 2009.

★ ★ ★ ★ DAVID THOMAS ★ ★ ★ ★																							
Pos: TE		Ht: 6-3	Wt: 248	Year: 4th	Acq: D3-06 (86th)	College: Texas	Born: 7/5/83																
REGULAR SEASON			RECEIVING					RUSHING					KICK RETURNS					PUNT RETURNS					
Year	Team	P/S	No	Yds	Avg	Lg	TD	No	Yds	Avg	Lg	TD	No	Yds	Avg	Lg	TD	No	FC	Yds	Avg	Lg	TD
2006	Patriots	15/3	11	159	14.5	36	1	0	0	0.0	0	0	0	0	0.0	0	0	0	0	0.0	0	0	0
2007	Patriots	2/0	1	9	9.0	9	0	0	0	0.0	0	0	0	0	0.0	0	0	0	0	0.0	0	0	0
2008	Patriots	15/10	9	93	10.3	18	0	0	0	0.0	0	0	0	0	0.0	0	0	0	0	0.0	0	0	0
Totals-3 years		32/13	21	261	12.4	36	1	0	0	0.0	0	0	0	0	0.0	0	0	0	0	0.0	0	0	0
Additional Statistics: Special Teams Tackles – Career (3); 2006 (2), 2008 (1)																							
POSTSEASON			RECEIVING					RUSHING					KICK RETURNS					PUNT RETURNS					
Year	Team	P/S	No	Yds	Avg	Lg	TD	No	Yds	Avg	Lg	TD	No	Yds	Avg	Lg	TD	No	FC	Yds	Avg	Lg	TD
2006	Patriots	3/1	0	0	0.0	0	0	0	0	0.0	0	0	0	0	0.0	0	0	0	0	0.0	0	0	0
2007	Patriots	0/0																					
Totals-2 years		3/1	0	0	0.0	0	0	0	0	0.0	0	0	0	0	0.0	0	0	0	0	0.0	0	0	0
Additional Postseason Statistics: Fumble Recoveries – Career (1); Total (1)																							

★ ★ ★ ★ THOMAS' CAREER GAME-BY-GAME ★ ★ ★ ★									
2006	Opponent	P/S	No	Yds	Avg	Lg	TD	W/L	Score
09/10	Buffalo	p	-	-	-	-	-	W	19-17
09/17	at N.Y. Jets	p	1	29	29.0	29	0	W	24-17
09/24	Denver	S	-	-	-	-	-	L	7-17
10/01	at Cincinnati	p	-	-	-	-	-	W	38-13
10/08	Miami	S	1	11	11.0	11	0	W	20-10
10/22	at Buffalo	p	-	-	-	-	-	W	28-6
10/30	at Minnesota	p	1	12	12.0	12	0	W	31-7
11/05	Indianapolis	p	-	-	-	-	-	L	20-27
11/12	N.Y. Jets	p	-	-	-	-	-	L	14-17
11/19	at Green Bay	Inactive		-	-	-	W	35-0	
11/26	Chicago	p	-	-	-	-	-	W	17-13
12/03	Detroit	p	-	-	-	-	-	W	28-21
12/10	at Miami	p	-	-	-	-	-	L	0-21
12/17	Houston	p	3	24	8.0	11	0	W	40-7
12/24	at Jacksonville	S	5	83	16.6	36	1	W	24-21
12/31	at Tennessee	p	-	-	-	-	-	W	40-23
2006 Totals			15/3	11	159	14.5	36	1	12-4
01/14	N.Y. Jets	p	-	-	-	-	-	W	37-16
01/07	at San Diego	S	-	-	-	-	-	W	24-21
01/21	at Indianapolis	p	-	-	-	-	-	L	34-38
2006 Postseason			3/1	0	0	0.0	0	0	2-1

2007	Opponent	P/S	No	Yds	Avg	Lg	TD	W/L	Score
09/09	at N.Y. Jets	p	-	-	-	-	-	W	38-14
09/16	San Diego	p	-	-	-	-	-	W	38-14
09/23	Buffalo	p	1	9	9.0	9	0	W	38-7
10/01	at Cincinnati	p	-	-	-	-	-	W	34-13
10/07	Cleveland	Placed on Injured Reserve					W	34-17	
2007 Totals			2/0	1	9	9.0	9	0	16-0

2008	Opponent	P/S	No	Yds	Avg	Lg	TD	W/L	Score
09/07	Kansas City	S	2	24	12.0	18	0	W	17-10
09/14	at N.Y. Jets	S	1	14	14.0	14	0	W	19-10
09/21	Miami	S	1	4	4.0	4	0	L	13-38
10/05	at San Francisco	p	-	-	-	-	-	W	30-21
10/12	at San Diego	S	1	13	13.0	13	0	L	10-30
10/20	Denver	S	-	-	-	-	-	W	41-7
10/26	St. Louis	S	1	9	9.0	9	0	W	23-16
11/02	at Indianapolis	S	3	29	9.7	16	0	L	15-18
11/09	Buffalo	p	-	-	-	-	-	W	20-10
11/13	N.Y. Jets	S	-	-	-	-	-	L	31-34
11/23	at Miami	p	-	-	-	-	-	W	48-28
11/30	Pittsburgh	S	-	-	-	-	-	L	10-33
12/07	at Seattle	Inactive		-	-	-	-	W	24-21
12/14	at Oakland	p	-	-	-	-	-	W	49-26
12/21	Arizona	S	-	-	-	-	-	W	47-7
12/28	at Buffalo	p	-	-	-	-	-	W	13-0
2008 Totals			15/10	9	93	10.3	18	0	11-5





#41

Ray VENTRONE

HT: **5-10** WT: **200 lbs**
 Born: **10/21/82**
 Exp. (NFL/Patriots): **4/4**
 GP/GS (Playoffs): **17/0 (2/0)**
 Acq: **FA (NYJ)-07**
 College: **Villanova**
 Hometown: **Pittsburgh, Pa.**

SAFETY

CAREER TRANSACTIONS

Ray Ventrone was originally signed by the Patriots as an undrafted free agent on April 28, 2005 ... Released by the Patriots (9/3/05) ... Signed to the Patriots practice squad (9/4/05) ... Released from the Patriots practice squad (9/7/05) ... Signed to the Patriots practice squad (9/9/05) ... Signed to the Patriots' active roster (1/30/06) ... Placed on injured reserve (8/30/06) ... Released by the Patriots (2/13/07) ... Signed by the New York Jets (2/21/07) ... Released by the Jets (9/2/07) ... Signed to the Jets practice squad (9/4/07) ... Released from the Jets practice squad (9/12/07) ... Signed to the Patriots practice squad (9/19/07) ... Signed to the Patriots' active roster (11/3/07) ... Released by the Patriots (11/7/07) ... Signed to the Patriots practice squad (11/9/07) ... Signed to the Patriots' active roster (12/22/07) ... Re-signed by the Patriots (3/16/09).

SEASONAL REVIEWS

★ **2008 (15/0):** Played in the first 15 games of the season and recorded six special teams tackles ... Was a part of the special teams coverage units and saw very limited action at wide receiver ... Led the team in special teams tackles once (at NYJ) and tied for the team lead once (vs. ARI) in 2008 ... Played on special teams coverage and return units and made one special teams tackle against Kansas City (9/7) ... Made the Patriots' only special teams tackle of the game with a solid open-field hit on Leon Washington's kickoff return at the N.Y. Jets (9/14) ... Tallied one special teams tackle at San Diego (10/12) ... Tallied one solo special teams tackle at Seattle (12/7) ... Helped create the hole for Ellis Hobbs' 95-yard touchdown kickoff return as Hobbs tied the Patriots franchise record with his third career kickoff return for a touchdown at Oakland (12/14) ... Tied for the team lead with two special teams tackles against Arizona (12/21) ... Delivered a thunderous hit on Steve Breaston on a first-quarter kickoff return.

★ **2007 (2/0, 2/0):** Played in two regular season games and two playoff games while also spending time on the Patriots practice squad ... Made his NFL debut at the Indianapolis Colts (11/4) and played on special teams coverage units in the Patriots' comeback victory ... Saw action on special teams coverage units in the Patriots' win over the New York Giants (12/29) ... Played in his first career postseason game on special teams coverage and return units in the Patriots' win over the San Diego Chargers in the AFC Championship

Game (1/20) ... Turned in his first career special teams tackle, standing up New York Giants kick returner Domenik Hixon on a hard hit after just a 14-yard return in Super Bowl XLII (2/3).

★ **2006 (0/0):** Placed on the reserve/injured list (8/30) and missed the entire 2006 season.


★ **2005 (0/0):** Was a member of the Patriots practice squad for all but one game of the 2005 season.

COLLEGE

Played in 35 career games at Villanova, registering 251 tackles (198 solo), 19 tackles for loss, two sacks, 11 passes defended, five forced fumbles and four fumble recoveries ... Was selected to the All Atlantic-10 Conference first team as a junior.

PERSONAL

Raymond Ventrone was born October 21, 1982 in Pittsburgh, Pa. ... Was a three-time All-Conference performer at Chartiers Valley High School ... Was second team All-State as a senior ... Owns three high school records in track and field: long jump (22'6"), triple jump (45'1") and 100M (10.8) ... In November 2008, helped pass out Thanksgiving food baskets at Morgan Memorial Goodwill Industries in Boston ... Majored in finance ... Ray's brother, Ross, is a senior safety at Villanova in 2009 and led the Wildcats with five interceptions in 2008 ... Ray and his wife Katie are expecting a daughter in July 2009.



EXTRA POINTS

★ When Ray was in the seventh grade, he started the Hoops for a Cure charity with a couple of his friends in his hometown of Pittsburgh. The charity benefits pancreatic cancer research and runs an annual basketball tournament where Ventrone joins his former Chartiers Valley High School teammates against a team comprised of Pittsburgh Steelers alumni.

★ ★ ★ ★ RAY VENTRONE ★ ★ ★ ★																			
Pos: S		Ht: 5-10	Wt: 200	Year: 4th		Acq: FA-07		College: Villanova				Born: 10/21/82							
REGULAR SEASON			TACKLES					INTERCEPTIONS					MISCELLANEOUS						
Year	Team	G/S	TT	UT	A	S	Yds	No	Yds	Avg	Lg	TD	PD	FF	FR	Yds	TD	SpT	
2005	Patriots	0/0						Practice Squad											
2006	Patriots	0/0						Injured Reserve											
2007	Patriots	2/0	0	0	0	0.0	0.0	0	0	0.0	0	0	0	0	0	0	0	0	
2008	Patriots	15/0	0	0	0	0.0	0.0	0	0	0.0	0	0	0	0	0	0	0	6	
Totals-3 years		17/0	0	0	0	0.0	0.0	0	0	0.0	0	0	0	0	0	0	0	6	



RAY VENTRONE (CONT.)



POSTSEASON			TACKLES					INTERCEPTIONS						MISCELLANEOUS				
Year	Team	G/S	TT	UT	A	S	Yds	No	Yds	Avg	Lg	TD	PD	FF	FR	Yds	TD	SpT
2005	Patriots	0/0																
2006	Patriots	0/0																
2007	Patriots	2/0	0	0	0	0.0	0.0	0	0	0.0	0	0	0	0	0	0	0	1
Totals-2 years		2/0	0	0	0	0.0	0.0	0	0	0.0	0	0	0	0	0	0	0	1





#94

Ty WARREN

HT: 6-5 WT: 300 lbs

Born: 2/6/81

Exp. (NFL/Patriots): 7/7

GP/GS (Playoffs): 92/80 (14/10)

Acq: D1-03 (13th)

College: Texas A&M

Hometown: Bryan, Texas

SUPER BOWLS:

03 04

CAREER TRANSACTIONS

Ty Warren was drafted by the New England Patriots in the first round (13th overall) in the 2003 NFL Draft ... Signed by the Patriots (7/21/04) ... Signed a contract extension on August 17, 2007.

CAREER HIGHLIGHTS


- ★ In six NFL seasons, Warren has started 80 of 92 games while recording 439 tackles (255 solo), 19.5 sacks, six passes defended, four forced fumbles and six fumble recoveries.
- ★ In his six seasons in New England, Warren has been a part of five division championships, three conference titles and two Super Bowl crowns.
- ★ Since Warren joined the Patriots prior to the 2003 season, New England has allowed just 17.25 points per game (1,656 points in 96 games), a total that ranks second in the league over that span (2003-08), trailing only Pittsburgh (17.11).
- ★ Warren has played in 92 games for the Patriots and is one of just eight current players to appear in 90 or more games for the team. Warren has missed just four games through his first six seasons, playing in 92 of a possible 96 contests.
- ★ Warren recorded 65 tackles (38 solo) in 2008, starting 13 games as part of a Patriots defense that ranked eighth in the NFL in allowing 19.3 points per game.
- ★ In 2007, Warren was a defensive co-captain on the first team in NFL history to complete a 16-0 regular season, as the Patriots tied the NFL's all-time mark with 18 overall victories and set a league record for point differential, outscoring opponents by 315 points.
- ★ In 2007, Warren led all Patriots defensive linemen with 83 tackles (a total that ranked second on the team) while starting every game on a Patriots defense that allowed just 288.3 yards per game, the franchise's best such figure in 25 years.
- ★ Warren finished second on the team with a career-high 117 tackles (66 solo) in 2006, a total that led all Patriots defensive linemen. He also tied for second on the team with a career-best 7.5 sacks and finished second on the club with 13 quarterback hits.
- ★ In 2006, Warren was a starter on a Patriots defense that set a franchise record by allowing just 14.81 points per game. The defense allowed just 237 points, the fewest by any Patriots club over a 16-game season.
- ★ In 2005, Warren finished third on the team with a then-career high 77 tackles (40 solo) while starting all 16

games for the second straight season. He also tied for third on the team in the 2005 playoffs with 14 tackles (6 solo).

- ★ Warren was part of a defensive front that allowed an average of just 31.3 rushing yards per game in the month of December, 2005.
- ★ Warren started all 16 regular season games for the first time in his career in 2004. He registered career-highs with 64 tackles (46 solo) and 3.5 sacks, ranking second among Patriots defensive linemen (trailing only All-Pro Richard Seymour).
- ★ Warren led all Patriots defensive linemen with 11 tackles (8 solo) in the 2004 playoffs.
- ★ Warren tallied the first two-sack performance of his career in the Patriots' 27-19 Monday Night victory over Kansas City (11/22/04).

SEASONAL REVIEWS

- ★ **2008 (13/13):** Started all 13 games in which he played and missed three contests due to injury ... Finished seventh on the team with 65 tackles (38 solo), including a pair of



EXTRA POINTS

- ★ Ty and his wife Kesha established a non-profit foundation called "First and Goal" that contributes to a number of causes. In November 2007, "First & Goal" sponsored a shopping spree for 13 families at a supermarket in Mansfield, Mass. so that the families could purchase food for a Thanksgiving meal.
- ★ Ty and Kesha were members of the Boys & Girls Club growing up and have maintained strong ties to the organization. The couple has furnished their hometown Boys & Girls Club with game tables and also teamed up with Reebok to design and manufacture all-star jerseys for all three levels of all-star teams at the club.
- ★ Ty was the winner of the Patriots' Ron Burton Community Service Award in 2007.

sacks ... Also recorded one forced fumble and a fumble recovery ... Tallied eight tackles against Kansas City (9/7), setting a season game high ... Recovered a Jacob Hester fumble, the Patriots' first of the season, at San Diego (10/12) ... Also dropped LaDainian Tomlinson for a 1-yard loss on two rushing plays ... Racked up seven tackles (5 solo) and a forced fumble against Denver (10/20) ... Hit Andre Hall in the backfield, creating a loose ball that was picked up by Jerod Mayo ... Tied a season high with eight tackles and recorded his first sack of the season against St. Louis (10/26) ... Dragged down Marc Bulger for a 5-yard sack ... Made six tackles with one quarterback hit at Indianapolis (11/2) ... Led the team in tackles and tied his season high with eight tackles against Buffalo (11/9) ... Tallied his second sack of the season, hauling down Trent Edwards for a 6-yard loss ... Made three tackles, including two solo stops, while starting at defensive end in the Patriots' shutout victory over Buffalo (12/28).

★ **2007 (16/16, 3/3):** Started at defensive end in each of his 16 regular-season games played for the third time in his career ... Finished second on the team in tackles with 83 and led the team in fumble recoveries with three, also a single-season career best ... Was voted a defensive captain for the 2007 season by his teammates for the first time in his career ... Set a career high for fumble recoveries with two in the Patriots' win over Washington (10/28) ... Established a season high for quarterback hits with four in the Patriots' win over Miami (12/23) ... Tied for the team lead in tackles with six in the Patriots' comeback victory over the New York Giants (12/29) ... Tied for the team lead with seven tackles at the New York Jets (9/9) ... Combined with Mike Vobel to sack Jets quarterback Chad Pennington for a 9-yard loss ... Tied with Junior Seau for the team lead in tackles with six against San Diego (9/16) ... Registered four tackles and two quarterback hits versus Buffalo (9/23) ... Led the team with three quarterback hits at Cincinnati (10/1) ... Recorded four tackles in the Patriots' victory over Cleveland (10/7) ... Dragged down Tony Romo on a 2-yard sack in the Patriots' victory at Dallas (10/15) ... Pounced on his third career fumble recovery after a Cleo Lemon fumble in the Patriots' victory at Miami (10/21) ... Set a single-game career high with two fumble recoveries, both off of Mike Vobel strip-sacks, in the Patriots' commanding win over Washington (10/28) ... Tied for the team lead in tackles with eight in the Patriots' comeback win at Indianapolis (11/4) ... Teamed up with Adalius Thomas to drop Bills quarterback J.P. Losman for a 7-yard sack at Buffalo (11/18) ... Contributed seven tackles and a quarterback hit against the New York Jets (12/16) ... Finished with a season-high 1.5 sacks and four quarterback hits against Miami (12/23) ... Recorded sacks on consecutive plays dropping Cleo Lemon for an 11-yard loss immediately followed by teaming up with Junior Seau and splitting a 4-yard sack of Lemon ... Tied for the team lead in tackles with six in the Patriots' victory at the New York Giants (12/29) ... Registered an 8-yard strip-sack of Jaguars quarterback David Garrard in the Patriots Division playoff game victory over Jacksonville (1/12) ... Made six tackles and one quarterback hit in the Patriots' win over the San Diego Chargers in the AFC Championship Game (1/20) ... Contributed six tackles against the New York Giants in Super Bowl XLII (2/3).

★ **2006 (15/15, 3/3):** Started 15 games at defensive end and finished second on the team with a career-high 117 tackles (66 solo) ... Tied for second on the team with a career-high 7.5 sacks ... Registered 10 or more tackles seven times in 2006 ... Named AFC Defensive Player of the Month after a December in which he recorded 43 tackles (27 solo) and four sacks ... Led the team in tackles four times (at NYJ, vs. IND, vs. CHI, at JAX) ... Led the team or tied for the team lead in sacks five times (vs. BUF, at

★ ★ ★ HONORS & AWARDS ★ ★ ★									
2008									
USA Today's All-Joe Team									
2007									
New England Patriots Ron Burton Community Service Award									
2006									
AFC Defensive Player of the Month (Dec.)									
Peter King's All-Pro Team									

GB, vs. DET, at MIA, at TEN) ... Tied for the team lead in passes defended once (vs. DEN) ... Led the team or tied for the team lead in quarterback hits five times (vs. MIA, at GB, vs. DET, at MIA, at TEN) ... Collected a career-high 12 tackles against the N.Y. Jets (9/17) and against Indianapolis (11/5) ... Collected eight tackles (4 solo), a safety and two quarterback hits against Buffalo (9/10) ... Registered the game-winning safety, sacking JP Losman for an 8-yard loss in the end zone with 8:33 remaining in the final stanza ... Led the team with a career-high 12 tackles (3 solo) and a quarterback hit at the Jets (9/17) ... Against Denver (9/24), finished tied for second on the team with 10 tackles (7 solo) ... Collected two quarterback hits and a pass defended ... Notched five tackles (3 solo), a sack, a forced fumble and a fumble recovery at Cincinnati (10/1) ... Dropped Carson Palmer for a 7-yard sack, forced the signal caller to fumble and recovered the loose ball in the fourth quarter ... Led the team with 12 tackles (5 solo) against Indianapolis (11/5) ... Against Green Bay (11/19), collected three tackles (2 solo), one and a half sacks and a quarterback hit ... Teamed with Mike Vobel to sack Aaron Rodgers for a 6-yard loss in the third quarter ... Dropped Rodgers for a 6-yard sack in the fourth quarter ... Led the team with 10 tackles (8 solo) and two quarterback hits against Chicago (11/26) ... Teamed with James Sanders to stuff Thomas Jones for no gain on a rush off right end in the first quarter ... Finished tied for second on the team with 10 tackles (7 solo) and two sacks against Detroit (12/3) ... Sacked Jon Kitna for a 3-yard loss late in the first quarter ... Dropped Kitna for a 10-yard sack in the third quarter ... Registered 10 tackles (7 solo), a sack and a quarterback hit at Miami (12/10) ... Dropped Joey Harrington for a 6-yard sack in the first quarter ... Started at defensive end and led the team with six tackles (3 solo) at Jacksonville (12/24) ... Halted a Jaguars' drive by stuffing Maurice Jones-Drew for no gain on a third-and-three rush in the fourth quarter ... Finished second on the team with 10 tackles (5 solo) and a sack at Tennessee (12/31) ... Sacked Vince Young for a 2-yard loss in the fourth quarter.

★ **2005 (16/16, 2/2):** Started all 16 games and both playoff contests ... Finished third on the team with a career-high 77 tackles (40 solo) and added 1.5 sacks, a pass defended and a fumble recovery ... Was part of a defensive front that allowed an average of just 31.3 rushing yards per game in the month of December ... In the playoffs, tied for third on the team with 14 tackles (6 solo) ... Recorded seven tackles (3 solo), a sack and a fumble recovery against Kansas City (11/27) ... Stuffed Larry Johnson for a 3-yard loss, then sacked Trent Green for an 8-yard loss with a bull rush in the third quarter ... Stonewalled a potential Chiefs scoring drive by recovering a Johnson fumble forced by Richard Seymour in the fourth quarter ... Collected four tackles (3 solo), including 0.5 sacks against Miami (1/1) ... Teamed with Tully Banta-Cain to drop Gus Frerotte for a 4-yard sack ... Finished second on the team with 11 tackles (6 solo) against Denver (1/14).

★ **2004 (16/16, 3/2):** Started all 16 regular season games at defensive end ... Registered 64 tackles (46 solo) including 3.5 sacks, with his tackle total ranking second among Patriots defensive linemen, trailing only three-time

Warren

★ **WARREN'S SINGLE GAME CAREER HIGHS** ★**Regular Season**

Tackles:	12	at N.Y. Jets (9/17/06) vs. Indianapolis (11/05/06)
Solos:	8	vs. Chicago (11/26/06)
Assists:	9	at N.Y. Jets (9/17/06)
Sacks:	2	vs. Detroit (12/3/06) at Kansas City (11/22/04)
Passes Defensed:	1	Six times, most recent vs. Miami (10/8/06)
Forced Fumbles:	1	at Cincinnati (10/1/06) at Kansas City (11/22/04) vs. Indianapolis (9/9/04)
Fumble Recovery:	2	vs. Washington (10/28/07)

Pro Bowler Richard Seymour ... Led all Patriots defensive linemen in the playoffs with 11 tackles (8 solo) ... Finished second on the team with 10 tackles (6 solo) and a forced fumble against Indianapolis (9/9) ... Halted a Colts drive in the third quarter by forcing Edgerrin James to fumble at the 18-yard line, allowing the Patriots to recover the ball and turn the opportunity into a touchdown ... Collected seven solo tackles, including two sacks and a pass defensed against Kansas City (11/22) ... Sacked Trent Green for a 9-yard loss, then tallied his second sack of the evening when he dropped Green for a 6-yard loss, while also causing the signal caller to fumble on the play ... Saw action in the Patriots' 24-21 victory over the Eagles in Super Bowl XXXIX ... Registered a solo tackle in the victory.

★ **2003 (16/4, 3/0):** Played in all 16 games with four starts on the defensive line ... Was the first Patriots top pick to play in all 16 games as a rookie since Damien Woody in 1999 ... Made his NFL debut at Buffalo (9/7) ... Made his first career start in the Patriots' 38-30 victory over Tennessee (10/05) ... Registered his first career sack in the Patriots' 19-13 overtime victory at Miami (10/19) ... Recorded one tackle in his first professional game against the Bills (9/7) ... Started his first career game at defensive tackle and collected six tackles (1 solo) in the Patriots' 38-30 victory over the Titans (10/5) ... Recorded five tackles (4 solo) and a sack in the Patriots' thrilling 19-13 overtime victory over the Dolphins (10/19) ... Registered his first career sack when he dropped Jay Fiedler for a 1-yard loss in the first quarter ... Saw action on the defensive front in the Patriots' thrilling 32-29 Super Bowl XXXVIII victory over the Panthers ... Batted down a pass at the line of scrimmage intended for DaShaun Foster.


COLLEGE

Warren was a mainstay on the Texas A&M defensive line for four seasons ... The versatile athlete performed at defensive end, defensive tackle and nose guard during his career ... Totaled 144 tackles (78 solos) with 13.5 sacks for losses of

72 yards, 40 stops for losses of 124 yards, 20 quarterback pressures, a forced fumble and a pair of blocked kicks while playing in 36 games, including 25 starts. 2002 (Senior): All-Big Twelve Conference second-team selection by The NFL Draft Report ... Started 10 games at left defensive end, recording 52 tackles (29 solos) with 4.5 sacks for losses of 21 yards and 12 stops for losses of 35 yards ... Blocked a pair of kicks. 2001 (Junior): All-Big Twelve Conference first-team selection ... Played in 10 games, starting seven contests at nose guard ... Recorded 41 tackles (19 solos) with four sacks for minus 24 yards and 12 stops for losses of 37 yards. 2000 (Sophomore): Played in every game, starting the final eight contests at left defensive end. 1999 (Freshman): Appeared in five games, recording 13 tackles (7 solos).

PERSONAL

Tyron Markeith Warren was born the son of Annette Warren and Larry Dickey on Feb. 6, 1981 in Bryan, Texas ... Attended Bryan (Tex.) High and posted 248 tackles, 22 quarterback sacks, 69 tackles for loss of yardage and 90 quarterback pressures during his three-year varsity career ... Earned first-team All-State honors after totaling 109 tackles, nine sacks, 38 QB pressures and 28 tackles for losses as a senior ... Three-year letterman in track ... Uncle, Curtis Dickey, was an All-American tailback at Texas A&M (1976-79), where he ranks second on the career rushing list and was selected in the first round of the 1980 NFL draft by the Baltimore Colts ... Ty regularly participates in the Morgan Memorial Goodwill Adopt-a-Family program, which provides Thanksgiving dinners to hundreds of families in need ... Ty was part of a Patriots contingent that brought the Lombardi Trophy to Providence to celebrate the Patriots' Super Bowl XXXVIII championship with their Rhode Island fans at WaterFire in the spring of 2004 ... In 2007, spoke with 250 children at the Lilla J. Frederick Middle School in Boston about the importance of fitness and a healthy lifestyle ... In 2008, joined 150 volunteers to build a playground in Dorchester, Mass. ... Served as an honorary coach in the 2008 BELL Bowl, a fundraiser at Gillette Stadium to benefit the BELL Foundation ... In 2008, participated in the United Way of Rhode Island's Hometown Huddle at the East Providence Boys & Girls Club, teaching club members how to incorporate nutrition and fitness into their daily routines ... Participated in the NFL's "Take A Player To School Day" in December 2008, riding to school with a seventh-grader from Whitman, Mass., and speaking to children at Whitman Middle School about the importance of good health ... Supporter of the Kids Café Program at the Chelsea, Mass. Boys and Girls Club ... Annually hosts "Ty Warren's Holiday Blitz", providing a holiday shopping spree to members of New England Boys and Girls Clubs in need ... Hobbies include fishing and playing golf ... Ty and his wife Kesha have three children, Brionna, Brielle and Bailey ... Majored in agricultural development at Texas A&M.

**TY WARREN**

Pos: DL Ht: 6-5 Wt: 300 Year: 7th Acq: D1-03 (13th) College: Texas A&M Born: 2/6/81

REGULAR SEASON		TACKLES						INTERCEPTIONS						MISCELLANEOUS				
Year	Team	G/S	TT	UT	A	S	Yds	No	Yds	Avg	Lg	TD	PD	FF	FR	Yds	TD	SpT
2003	Patriots	16/4	33	18	15	1.0	1.0	0	0	0.0	0	0	2	0	0	0	0	0
2004	Patriots	16/16	64	46	18	3.5	22.5	0	0	0.0	0	0	1	2	0	0	0	0
2005	Patriots	16/16	77	40	37	1.5	10.0	0	0	0.0	0	0	1	0	1	5	0	0
2006	Patriots	15/15	117	66	51	7.5	45.0	0	0	0.0	0	0	2	1	1	0	0	0
2007	Patriots	16/16	83	47	36	4.0	27.5	0	0	0.0	0	0	0	0	3	0	0	0
2008	Patriots	13/13	65	38	27	2.0	11.0	0	0	0.0	0	0	0	1	1	8	0	0
Totals-6 years		92/80	439	255	184	19.5	117.0	0	0	0.0	0	0	6	4	6	13	0	0

POSTSEASON		TACKLES						INTERCEPTIONS						MISCELLANEOUS				
Year	Team	G/S	TT	UT	A	S	Yds	No	Yds	Avg	Lg	TD	PD	FF	FR	Yds	TD	SpT
2003	Patriots	3/0	1	0	1	0.0	0.0	0	0	0.0	0	0	1	0	0	0	0	0
2004	Patriots	3/2	11	8	3	0.0	0.0	0	0	0.0	0	0	0	0	0	0	0	0
2005	Patriots	2/2	14	6	8	0.0	0.0	0	0	0.0	0	0	0	0	0	0	0	0
2006	Patriots	3/3	12	11	1	0.0	0.0	0	0	0.0	0	0	0	0	0	0	0	0
2007	Patriots	3/3	18	13	5	1.0	8.0	0	0	0.0	0	0	0	1	0	0	0	0
Totals-5 years		14/10	56	38	18	1.0	8.0	0	0	0.0	0	0	1	1	0	0	0	0

2003	Opponent	P/S	TT	UT	A	S	Yds	Int	Yds	PD	FF	FR	FF	SpT	W/L	Score
09/07	at Buffalo	p	1	1	0	-	-	-	-	-	-	-	-	-	L 0-31	19-10
09/14	at Philadelphia	p	1	0	0	-	-	-	-	-	-	-	-	-	W 31-0	W 19-17
09/21	N.Y.Jets	p	0	1	0	-	-	-	-	-	-	-	-	-	W 23-16	W 14-17
09/28	at Washington	p	1	0	1	-	-	-	1	-	-	-	-	-	L 17-20	W 38-13
10/05	Tennessee	S	6	1	5	-	-	-	-	-	-	-	-	-	W 38-30	W 20-10
10/12	N.Y.Giants	S	5	3	2	-	-	-	-	-	-	-	-	-	W 17-6	W 28-6
10/19	at Miami	S	5	4	1	1.0	1.0	-	1	-	-	-	-	-	W 19-13	W 31-7
10/26	Cleveland	S	4	4	0	-	-	-	-	-	-	-	-	-	W 9-3	L 20-27
11/03	at Denver	p	1	0	1	-	-	-	-	-	-	-	-	-	W 30-26	L 14-17
11/16	Dallas	p	2	1	1	-	-	-	-	-	-	-	-	-	W 12-0	W 35-13
11/23	at Houston	p	0	0	0	-	-	-	-	-	-	-	-	-	W 23-20	W 17-13
11/30	at Indianapolis	p	3	0	3	-	-	-	-	-	-	-	-	-	W 38-34	W 28-21
12/07	at Miami	p	3	1	1	-	-	-	-	-	-	-	-	-	W 20-17	W 31-28
12/14	Jacksonville	p	0	0	0	-	-	-	-	-	-	-	-	-	W 27-13	W 40-7
12/20	at N.Y.Jets	p	1	1	0	-	-	-	-	-	-	-	-	-	W 21-16	W 24-21
12/27	Buffalo	p	2	1	1	-	-	-	-	-	-	-	-	-	W 31-0	W 40-23
2003 Totals	16/4	3	18	15	1.0	1.0	0	0	0	0	0	0	0	0	14-2	12-4
01/10	Tennessee	p	0	0	0	-	-	-	-	-	-	-	-	-	W 17-14	W 37-16
01/18	Indianapolis	p	1	0	1	-	-	-	-	-	-	-	-	-	W 24-14	W 24-21
02/01	Carolina	p	0	0	0	-	-	-	1	-	-	-	-	-	W 32-39	L 34-38
2003 Postseason	3/0	1	0	1	0.0	0.0	0	0	1	0	0	0	0	0	3-0	2-1
2004	Opponent	P/S	TT	UT	A	S	Yds	Int	Yds	PD	FF	FR	FF	SpT	W/L	Score
09/09	Indianapolis	S	10	6	4	-	-	-	-	1	-	-	-	-	W 27-24	W 38-14
09/19	at Arizona	S	2	2	0	-	-	-	-	-	-	-	-	-	W 23-12	W 38-14
10/03	at Buffalo	S	4	4	0	-	-	-	-	-	-	-	-	-	W 31-17	W 38-7
10/10	Miami	S	5	2	3	-	-	-	-	-	-	-	-	-	W 24-10	W 34-13
10/17	Seattle	S	2	2	0	0.5	2.5	-	-	-	-	-	-	-	W 30-20	W 34-17
10/24	N.Y.Jets	S	1	0	1	-	-	-	-	-	-	-	-	-	W 13-7	W 48-27
10/31	at Pittsburgh	S	5	3	2	-	-	-	-	-	-	-	-	-	L 20-34	W 49-28
11/07	at St. Louis	S	2	2	0	1.0	5.0	-	-	-	-	-	-	-	W 40-22	W 52-7
11/14	Buffalo	S	6	4	2	-	-	-	-	-	-	-	-	-	W 29-16	W 24-20
11/22	at Kansas City	S	7	7	0	2.0	15.0	-	1	1	-	-	-	-	W 27-19	W 56-10
11/29	at Baltimore	S	1	1	0	-	-	-	-	-	-	-	-	-	W 24-3	W 31-28
12/05	Cleveland	S	7	4	3	-	-	-	-	-	-	-	-	-	W 42-15	W 27-24
12/12	Cincinnati	S	6	5	1	-	-	-	-	-	-	-	-	-	W 35-28	W 34-13
12/20	at Miami	S	0	0	0	-	-	-	-	-	-	-	-	-	L 28-29	W 20-13
12/26	at N.Y.Jets	S	2	1	1	-	-	-	-	-	-	-	-	-	W 23-7	W 28-7
01/02	San Francisco	S	4	3	1	-	-	-	-	-	-	-	-	-	W 21-7	W 38-35
2004 Totals	16/16	64	46	38	3.5	22.5	0	0	1	2	0	0	0	0	14-2	16-0
01/16	Indianapolis	S	2	1	1	-	-	-	-	-	-	-	-	-	W 20-3	W 31-20
01/23	at Pittsburgh	S	8	6	2	-	-	-	-	-	-	-	-	-	W 41-27	W 21-12
02/06	Philadelphia	p	1	1	0	-	-	-	-	-	-	-	-	-	W 24-21	L 14-17
2004 Postseason	3/2	11	8	3	0	0	0	0	0	0	0	0	0	0	3-0	2-1
2005	Opponent	P/S	TT	UT	A	S	Yds	Int	Yds	PD	FF	FR	FF	SpT	W/L	Score
09/08	Oakland	S	5	1	4	-	-	-	-	-	-	-	-	-	W 30-20	W 17-10
09/18	at Carolina	S	3	1	2	-	-	-	-	-	-	-	-	-	L 17-27	W 19-10
09/25	at Pittsburgh	S	4	4	0	-	-	-	-	-	-	-	-	-	W 23-20	L 13-38
10/02	San Diego	S	5	1	4	-	-	-	-	-	-	-	-	-	L 17-41	W 30-21
10/09	at Atlanta	S	6	5	1	-	-	-	-	-	-	-	-	-	W 31-28	L 10-30
10/16	at Denver	S	8	5	3	-	-	-	1	-	-	-	-	-	L 20-28	W 41-47
10/30	Buffalo	S	9	3	6	-	-	-	-	-	-	-	-	-	W 21-16	W 23-16
11/07	Indianapolis	S	4	3	1	-	-	-	-	-	-	-	-	-	L 24-40	L 15-18
11/13	at Miami	S	5	4	1	-	-	-	-	-	-	-	-	-	W 23-16	W 20-10
11/20	New Orleans	S	3	2	1	-	-	-	-	-	-	-	-	-	W 24-27	L 31-34
11/27	at Kansas City	S	7	3	4	1.0	8.0	-	-	1	-	-	-	-	L 16-26	W 48-28
12/04	N.Y.Jets	S	5	4	1	-	-	-	-	-	-	-	-	-	W 16-3	L 10-33
12/11	at Buffalo	S	6	3	3	-	-	-	-	-	-	-	-	-	W 35-7	W 24-21
12/17	Tampa Bay	S	5	1	4	-	-	-	-	-	-	-	-	-	W 28-0	W 49-26
12/26	at N.Y.Jets	S	1	0	1	-	-	-	-	-	-	-	-	-	W 31-21	W 47-7
01/01	Miami	S	4	3	1	0.5	2.0	-	-	-	-	-	-	-	L 26-28	W 13-37
2005 Totals	16/16	77	40	37.5	10.0	0	0	1	0	1	0	0	0	0	10-6	11-5
01/07	Jacksonville	S	3	0	3	-	-	-	-	-	-	-	-	-	W 28-3	W 11-5
01/14	at Denver	S	11	6	5	-	-	-	-	-	-	-	-	-	L 13-27	W 11-5
2005 Postseason	2/2	14	6	8	0.0	0.0	0	0	0	0	0	0	0	0	1-1	11-5
2006	Opponent	P/S	TT	UT	A	S	Yds	Int	Yds	PD	FF	FR	FF	SpT	W/L	Score
09/10	Buffalo	S	8	4	4	1	8	-	-	-	-	-	-	-	W 31-17	W 19-17
09/17	at N.Y.Jets	S	12	3	9	-	-	-	-	-	-	-	-	-	W 31-0	W 24-17
09/24	Denver	S	10	7	3	-	-	-	-	1	-	-	-	-	L 7-17	W 14-17
10/01	at Cincinnati	S	5	3	2	1	7	-	-	-	1	1	-	-	W 38-13	W 20-10
10/08	Miami	S	3	2	1	-	-	-	-	1	-	-	-	-	W 31-7	W 28-6
10/22	at Buffalo	S	6	2	4	-	-	-	-	-	-	-	-	-	W 17-6	W 31-7
10/30	at Minnesota	S	5	3	2	-	-	-	-	-	-	-	-	-	W 31-7	L 20-27
11/05	Indianapolis	S	12	5	7	-	-	-	-	-	-	-	-	-	L 14-17	W 40-23
11/12	N.Y.Jets	S	Inactive	-	-	-	-	-	-	-	-	-	-	-	-	-
11/19	at Green Bay	S	3	2	1	1.5	9.0	-	-	-	-	-	-	-	W 35-13	W 17-13
11/26	Chicago	S	10	8	2	-	-	-	-	-	-	-	-	-	W 37-10	W 28-21
12/03	Detroit	S	10	7	3	2.0	13.0	-	-	-	-	-	-	-	W 31-28	W 40-7
12/10	at Miami	S	10	7	1.0	6.0	-	-	-	-	-	-	-	-	W 24-3	W 40-23
12/17	Houston	S	7	5	2	-	-	-	-	-	-	-	-	-	W 31-7	W 40-23
12/24	at Jacksonville	S	6	3	3	-	-	-	-	-	-	-	-	-	W 24-21	W 40-23
12/31	at Tennessee	S	10	5	1.0	2.0	-	-	-	-	-	-	-	-	W 40-23	W 40-23
2006 Totals	15/15	117	66	51	7.5	45.0	0	0	2	1	1	0	0	0	12-4	12-4
01/07	N.Y.Jets	S	3	3	0	-	-	-	-	W 17-14	-	-	-	-	W 37-16	W 24-21
01/14	at San Diego	S	7	6	1	-	-	-	-	-	-	-	-	-	W 24-21	L 34-38
01/21	at Indianapolis	S	2	2	0	-	-	-	-	-	-	-	-	-	L 34-38	W 24-21
2006 Postseason	3/3	12	11	1	0.0	0.0	0	0	0	0	0	0	0	0	2-1	2-1
2007	Opponent	P/S	TT	UT	A	S	Yds	Int	Yds	PD	FF	FR	FF	SpT	W/L	Score
09/09	at N.Y.Jets	S	7	5	2	0.5	4.5	-	-	-	-	-	-	-	W 38-14	W 38-14
09/16	San Diego	S	6	3	3	-	-	-	-	-	-	-	-	-	W 38-14	W 38-7
09/23	Buffalo	S	4	4	0	0.5	4.5	-	-	-	-	-	-	-	W 38-7	W 34-13
10/01	at Cincinnati	S	4	3	1	-	-	-	-	-	-	-	-	-	W 34-13	W 34-17
10/07	Cleveland	S	4	3	1	-	-	-	-	-	-	-	-	-	W 34-17	W 48-27
10/14	at Dallas	S	5	2	3	1.0	2.0	-	-	-	-	-	-	-	W 48-27	W 49-28
10/21	at Miami	S	5	0	5	-	-	-	-	-	-	-	-	-	1	W 49-28
10/28	Washington	S	6	3	3	-	-	-	-	-	2	-	-	-	W 52-7	W 24-20
11/04	at Indianapolis	S	8	5	3	-	-	-	-	-	-	-	-	-	W 29-16	W 56-10
11/18	at Buffalo	S	5	3	2	0.5	3.5	-	-	-	-	-	-	-	W 24-3	W 31-28
11/25	Philadelphia	S	2	1	1	-	-	-	-	-	-	-	-	-	W 42-15	W 34-13
12/03	at Baltimore	S	5	3	2	-	-	-	-	-	-	-	-	-	W 35-28	W 27-24
12/09	Pittsburgh	S	4	1	3	-	-	-	-	-	-	-	-	-	W 31-28	W 34-13
12/16	N.Y.Jets	S														

Warren



50 SEASONS

#84

**Benjamin
WATSON**

HT: **6-3** WT: **255 lbs**
 Born: **12/18/80**
 Exp. (NFL/Patriots): **6/6**
 GP/GS (Playoffs): **55/40 (8/7)**
 Acq: **D1b-04 (32nd)**
 College: **Georgia**
 Hometown: **Rock Hill, S.C.**

SUPER BOWLS:

TIGHT END 04

CAREER TRANSACTIONS

Benjamin Watson was drafted by the New England Patriots in the first round (32nd overall) of the 2004 NFL draft ... Signed by the Patriots (8/16/04) ... Placed on injured reserve with a knee injury (9/29/04).

CAREER HIGHLIGHTS


- ★ In his five NFL seasons entering 2009, Watson started 40 of 55 games, recording 138 receptions for 1,698 yards and 15 touchdowns.
- ★ Over the last four seasons (2005-08), Watson has totaled 136 catches, the most by a Patriots tight end over a four-year span since Ben Coates had 227 receptions from 1996-99.
- ★ Watson started nine of 14 games in 2008 and led Patriots tight ends with 22 receptions for 209 yards and two touchdowns. He had a single-game career high eight receptions against the N.Y. Jets (11/13/08).
- ★ In 2007, Watson caught a career-high six touchdown passes, a total that ranked third on the team as the Patriots set all-time NFL records for points scored (589) and point differential (+315) while completing the NFL's first 16-0 regular season.
- ★ Watson had the most productive game of his career on Oct. 7, 2007 against Cleveland, catching six passes for a career-high 107 yards and a career-best two touchdowns.
- ★ Watson had a pair of touchdown receptions in the Patriots' divisional playoff victory over Jacksonville on Jan. 12, 2008, tying the Patriots' playoff record for touchdown receptions in a game.
- ★ In 2006, Watson finished second among all Patriots receivers with a career-high 49 receptions. His reception total was the highest by a Patriots tight end since 1998, when Ben Coates caught 67 passes.
- ★ Watson set then career highs with seven catches and 95 receiving yards against the Minnesota Vikings on Oct. 30, 2006.
- ★ Watson led all Patriots tight ends with 29 receptions for 441 yards and four touchdowns in 2005, while snaring 10 passes of 20 yards or longer.
- ★ Watson recorded the longest touchdown reception in Patriots playoff history when he hauled in a pass and rumbled for a 63-yard score in the 2005 wild card playoffs (1/7/06) vs. Jacksonville.

SEASONAL REVIEWS

- ★ **2008 (14/9):** Played in the final 14 games of the season with nine starts ... Finished fifth on the team with 22 receptions for 209 yards and two touchdowns ... Led the team in receptions once (vs. NYJ) in 2008 ... Tallied a single-game career high eight receptions against the N.Y. Jets (11/13) ... Saw his first action of the season in a reserve role at tight end, making one catch for six yards against Miami (9/21) ... Hauled in three catches for 40 yards against Denver (10/20) ... Hauled in a season long

29-yard reception ... Tallied a single-game career high eight receptions for 88 yards and grabbed his first touchdown reception of the season against the N.Y. Jets (11/13) ... Hauled in a 10-yard scoring strike from Matt Cassel ... Registered his second touchdown reception of the season with a 2-yard scoring strike from Matt Cassel in the Patriots' comeback win at Seattle (12/7) ... Started at tight end in the final three contests of the season at Oakland (12/14), against Arizona (12/21) and at Buffalo (12/28).

- ★ **2007 (12/9, 3/3):** Played in 12 games while making eight starts at tight end in 2007 ... Hauled in a career-high six touchdown passes ... Set career single-game highs in receiving yards (107) and touchdowns (2) in the Patriots' victory over the Cleveland Browns (10/7) ... Hauled in his first touchdown reception of the season on a 5-yard scoring strike from Tom Brady at the New York Jets (9/9) ... Provided a crucial block on Ellis Hobbs's NFL record-setting 108-yard kickoff return for a touchdown ... Collected his second receiving touchdown in as many games on a 7-yard pass against the San Diego Chargers (9/16) ... Grabbed his third touchdown reception in as many games with an 8-yard touchdown reception in the Patriots' victory over Buffalo (9/23) ... Helped to spring Sammy Morris on a 7-yard touchdown run with a key outside block in the Patriots' win at Cincinnati (10/1) ... Set single-game career highs in a six-catch, 107-yard, two-touchdown performance against Cleveland (10/7) ... Tallied touchdown receptions of seven and 25 yards against the Browns ... Hauled in his sixth touchdown catch of the season on a 3-yard score in the Patriots' win at Buffalo (11/18) ... Hauled in a 23-yard reception down the middle of the field that helped to spark the Patriots' game-winning drive in a comeback victory at Baltimore (12/3) ... Recovered an Ed Reed fumble that was forced by Kevin Faulk on an interception return ... Tied the Patriots' playoff record for most touchdown receptions in a game with a pair of scores in the Patriots' Divisional playoff victory over the Jacksonville Jaguars (1/12) ... Registered touchdown catches of three and nine yards, respectively ...



EXTRA POINTS

- ★ In January 2008, Benjamin and his wife Kirsten, announced the start of their charitable foundation, called "One More". Additional information is available at www.watsononemore.com.
- ★ Benjamin comes from an athletic family. His father, Ken, played linebacker for the University of Maryland, his mother, Diana, was a synchronized swimmer at Maryland and his sister, Jessica, ran track at Coastal Carolina University and is the South Carolina high school record holder in the 800 meter race.

Tallied one catch for eight yards in the Patriots' win over the San Diego Chargers in the AFC Championship Game (1/20) ... Started at tight end in Super Bowl XLII (2/3).

★ **2006 (13/13, 3/2):** Started 13 games at tight end and finished second on the team with a career-high 49 receptions and 643 receiving yards ... Collected three receiving touchdowns ... Led the team or tied for the team lead in receptions five times (vs. BUF, at BUF, at MIN, at GB, vs. CHI) ... Led the team in receiving yards six times (vs. BUF, at BUF, at MIN, vs. IND, at GB, vs. CHI) ... Led the team with three receptions for 50 yards against Buffalo (9/10) ... Extended the Patriots' second touchdown drive with a 34-yard catch over the middle on third-and-nine in the third quarter ... Tallied a then career-high five receptions for 54 yards against Denver (9/24) ... Led the team with five catches and 60 receiving yards at Buffalo (10/22) ... Hauled in a 17-yard grab on a third-and-nine play in the fourth quarter ... Led the team with 95 receiving yards and a touchdown at Minnesota (10/30) ... Tied for the team lead with a career-high seven receptions in the victory ... Got behind the linebackers and hauled in a 40-yard reception in the second quarter ... Grabbed his first touchdown of the season on a 9-yard strike from Tom Brady late in the second quarter ... Led the team with 54 receiving yards on four receptions against Indianapolis (11/5) ... Led the team with five receptions and 74 receiving yards, including a touchdown, at Green Bay (11/19) ... Got open behind the linebackers and grabbed a 36-yard reception in the opening stanza ... Made a diving grab while dragging both feet in the end zone for an 8-yard touchdown reception with 43 seconds left in the third quarter ... Tied for the team lead with six receptions for a team-high 87 receiving yards and a touchdown against Chicago (11/26) ... Got open deep and hauled in a 40-yard reception on third-and-three during the Patriots' second touchdown drive in the fourth quarter ... Grabbed a 2-yard touchdown toss from Tom Brady, giving the Patriots a 17-10 lead with 8:22 remaining in the fourth quarter ... Led the team with five receptions and 48 yards in the AFC Championship Game at Indianapolis (1/21).

★ **2005 (15/9, 2/2):** Led all Patriots tight ends with 29 receptions for 441 yards and four touchdowns ... Played in 15 games with nine starts and also started both playoff contests ... Snared his first career touchdown on a 33-yard reception against Atlanta (10/9) ... Caught 10 passes of 20 yards or longer ... Recorded five receptions for 91 yards and a touchdown in the playoffs ... Grabbed a 63-yard touchdown in the wild card round (1/7/06), marking the longest touchdown reception in Patriots playoff history ... Started at tight end and snared his first career touchdown pass against Atlanta (10/9) ... Gave the Patriots a 21-13 lead with a 33-yard scoring grab in the third quarter ... Registered three receptions for 37 yards and two touchdowns against Miami (11/13) ... Gave the Patriots a 12-7 lead with a 16-yard touchdown reception on the last play of the third quarter ... Hauled in his second touchdown of the afternoon with a diving, tip toe catch of 17 yards in the fourth quarter ... Led the team with 66 receiving yards on four receptions against New Orleans (11/20) ... Snared a 4-yard pass on fourth-and-two in the first scoring drive ... On the next play from scrimmage, grabbed a 23-yard reception down to the Saints' 5-yard line ... Started at tight end and led the team with five receptions and 91 receiving yards and a touchdown in the wild card playoffs against Jacksonville (1/7) ... Grabbed a reception over the middle, broke a few tackles and rumbled for a 63-yard touchdown to give the Patriots a commanding 21-3 lead in the third quarter ... Started at tight end but did not collect a reception in the divisional playoffs against Denver (1/14) ... Sprinted the length of the field and hit Champ Bailey,

★ WATSON'S SINGLE GAME CAREER HIGHS ★

Regular Season

Receptions:	8	vs. N.Y. Jets (11/13/08)
Yards:	107	vs. Cleveland (10/7/07)
Avg. (min. 4 rec.):	17.8	vs. Cleveland (10/7/07)
Long:	40	at Minnesota (10/30/06)
Touchdowns:	2	Twice, most recent vs. Cleveland (10/7/07)

forcing him to fumble the ball out of bounds at the Patriots' 1-yard line following a 100-yard interception return in the third quarter.

★ **2004 (1/1):** Made his first NFL start and grabbed his first career reception (9/9). Placed on injured reserve with a knee injury (9/29) ... Started at tight end and snared two receptions for 16 yards in the Patriots' 27-24 victory over the Colts (9/9) ... Registered his first career reception on a 2-yard pass from Tom Brady in the first quarter.

COLLEGE

For his collegiate career, he totaled 945 yards and seven scores on 73 receptions (12.9 avg) ... Began his career at Duke University, catching eight passes for 93 yards (11.6 avg) and a touchdown in 1999 ... In 37 games (26 starts) for Georgia from 2001-03, he made 65 catches for 852 yards (13.6 avg) and six touchdowns. 2003 (Senior): A preseason All-American and All-Southeastern Conference selection, passed on an opportunity to enter 2003 NFL Draft (applied, but later elected to remain a Bulldog for his senior season) ... Caught 23 passes for 324 yards (14.1 avg) and two touchdowns ... Served as offensive team captain. 2002 (Junior): Second-team All-Southeastern Conference selection by The NFL Draft Report ... Named the team's best all-around offensive player ... Started 13 games, finishing third on the team with 31 catches for 341 yards (11.0 avg) and three touchdowns. 2001 (Sophomore): Played in every game, starting vs. Tennessee, Arkansas State and Auburn ... Caught 11 passes for 187 yards (17.0 avg) and a touchdown ... In his first game for Georgia, he caught four passes for 54 yards against Arkansas State. 2000 (Transfer): Did not play under NCAA transfer rules. 1999 (Freshman): Played in 11 games at Duke University, catching eight passes for 93 yards (11.6 avg) and a touchdown.

PERSONAL

Benjamin Seth Watson was born the son of Ken and Diana Watson on Dec. 18, 1980 in Norfolk, Va. ... Volunteers for the Habitat for Humanity, Mentoring for Athens/Clarke County Leisure Services, reading programs at local elementary schools, Fellowship of Christian Athletes spokesperson, Boys and Girls Club of Athens, America's Second Harvest Food Bank and Salvation Army Toys-for-Tots programs ... In 2007, helped distribute Thanksgiving food baskets at Morgan Memorial Goodwill Industries in Boston ... Traveled to Israel with Patriots owner Robert Kraft and a group from the Boston area in 2008 ... In the Winter of 2007, traveled with a small group of NFL players on a USO tour visiting U.S. military bases in Iraq and Afghanistan ... Has traveled to China as a Patriots ambassador ... Lists photography as a hobby ... Attended Northwestern (Rock Hill, S.C.) High ... Had 31 receptions for 515 yards and five touchdowns as a senior ... Elected to play in Shrine Bowl senior year ... Helped lead the team to the state championship his junior year ... Member of National Honor Society and Fellowship of Christian Athletes ... Majored in finance at Georgia ... Benjamin and his wife Kirsten have a daughter, Grace Mikayla.

★ ★ ★ ★ BENJAMIN WATSON ★ ★ ★ ★

Pos: TE Ht: 6-3 Wt: 255 Year: 6th Acq: D1b-04 (32nd) College: Georgia Born: 12/18/80

REGULAR SEASON			RECEIVING					RUSHING					KICK RETURNS					PUNT RETURNS					
Year	Team	P/S	No	Yds	Avg	Lg	TD	No	Yds	Avg	Lg	TD	No	Yds	Avg	Lg	TD	No	FC	Yds	Avg	Lg	TD
2004	Patriots	1/1	2	16	8.0	14	0	0	0	0.0	0	0	0	0	0.0	0	0	0	0	0.0	0	0	0
2005	Patriots	15/9	29	441	15.2	35	4	0	0	0.0	0	0	1	1	1.0	1	0	0	0	0.0	0	0	0
2006	Patriots	13/13	49	643	13.1	40	3	0	0	0.0	0	0	0	0	0.0	0	0	0	0	0.0	0	0	0
2007	Patriots	12/8	36	389	10.8	35	6	1	11	11.0	11	0	0	0	0.0	0	0	0	0	0.0	0	0	0
2008	Patriots	14/9	22	209	9.5	29	2	0	0	0.0	0	0	0	0	0.0	0	0	0	0	0.0	0	0	0
Totals-5 years		55/40	138	1698	12.3	40	15	1	11	11.0	11	0	1	1	1.0	1	0	0	0	0.0	0	0	0

Additional Statistics: Special Teams Tackles - Career (1); 2005 (1).

POSTSEASON			RECEIVING					RUSHING					KICK RETURNS					PUNT RETURNS					
Year	Team	P/S	No	Yds	Avg	Lg	TD	No	Yds	Avg	Lg	TD	No	Yds	Avg	Lg	TD	No	FC	Yds	Avg	Lg	TD
2004	Patriots	0/0																					
2005	Patriots	2/2	5	91	18.2	63t	1	Injured Reserve					0	0	0.0	0	0	0	0	0	0.0	0	0
2006	Patriots	3/2	10	81	8.1	19	0	0	0	0.0	0	0	0	0	0.0	0	0	0	0	0.0	0	0	0
2007	Patriots	3/3	3	20	6.7	9t	2	0	0	0.0	0	0	0	0	0.0	0	0	0	0	0.0	0	0	0
Totals-4 years		8/7	18	192	10.7	63t	3	0	0	0.0	0	0	0	0	0.0	0	0	0	0	0.0	0	0	0

Watson

★ ★ ★ ★ ★ WATSON'S CAREER GAME-BY-GAME ★ ★ ★ ★ ★										
2004	Opponent	P/S	No	Yds	Avg	Lg	TD	W/L	Score	
09/08	Indianapolis	S	2	16	8.0	14	0	W	27-24	
09/19	Arizona		Placed on Injured Reserve							W 23-12
2004 Totals 1/1 2 16 8.0 14 0 14-2										
2005	Opponent	P/S	No	Yds	Avg	Lg	TD	W/L	Score	
09/08	Oakland	S	2	55	27.5	35	0	W	30-20	
	Carolina	S	1	7	7.0	7	0	L	17-27	
09/25	Pittsburgh	S	1	10	10.0	10	0	W	23-20	
10/02	San Diego	P	1	23	23.0	23	0	L	17-41	
10/09	Atlanta	S	1	33	33.0	33t	1	W	31-28	
10/16	Denver	P	1	6	6.0	6	0	L	20-28	
10/30	Buffalo	P	-	-	-	-	-	W	21-16	
11/07	Indianapolis	S	3	36	12.0	23	0	L	21-40	
11/13	Miami	P	3	37	12.3	17t	2	W	23-16	
11/20	New Orleans	P	4	66	16.5	29	0	W	24-27	
11/27	Kansas City	S	3	14	4.7	10	0	L	16-26	
12/04	N.Y. Jets	S	2	43	21.5	25	0	W	16-3	
12/11	Buffalo	P	3	35	11.7	14	0	W	35-7	
12/17	Tampa Bay				Inactive			W	28-0	
12/26	N.Y. Jets	S	2	37	18.5	23	0	W	31-21	
01/01	Miami	S	2	39	19.5	30	1	L	26-28	
2005 Totals 15/9 29 441 15.2 35 4 10-6										
01/07	Jacksonville	S	5	91	18.2	63t	1	W	28-3	
01/14	Denver	S	-	-	-	-	-	L	13-27	
2005 Postseason 2/2 5 91 18.2 63t 1 1-1										
2006	Opponent	P/S	No	Yds	Avg	Lg	TD	W/L	Score	
09/10	Buffalo	S	3	50	16.7	34	0	W	19-17	
09/17	N.Y. Jets	S	3	39	13.0	23	0	W	24-17	
09/24	Denver	S	5	54	10.8	17	0	L	7-17	
10/01	Cincinnati	S	1	35	35.0	35	0	W	38-13	
10/08	Miami	S	4	33	8.3	15	0	W	20-10	
10/22	Buffalo	S	5	60	12.0	20	0	W	28-6	
10/30	Minnesota	S	7	95	13.6	40	1	W	31-7	
11/05	Indianapolis	S	4	54	13.5	25	0	L	20-27	
11/12	N.Y. Jets	S	2	16	8.0	10	0	L	14-17	
11/19	Green Bay	S	5	74	14.8	36	1	W	35-0	
11/26	Chicago	S	6	87	14.5	40	1	W	17-13	
12/03	Detroit	S	3	41	13.7	23	0	W	28-21	
12/10	Miami	S	1	5	5.0	5	0	L	0-21	
12/17	Houston				Inactive			W	40-7	
12/24	Jacksonville				Inactive			W	24-21	
12/31	Tennessee				Inactive			W	40-23	
2006 Totals 13/13 49 643 13.1 40 3 12-4										
01/07	N.Y. Jets	P	4	24	6.0	10	0	W	37-16	
01/14	San Diego	S	1	9	9.0	9	0	W	24-21	
01/21	Indianapolis	S	5	48	9.6	19	0	L	34-38	
2006 Postseason 3/2 10 81 8.1 19 0 2-1										
2007	Opponent	P/S	No	Yds	Avg	Lg	TD	W/L	Score	
09/09	N.Y. Jets	S	2	9	4.5	5t	1	W	38-14	
09/16	San Diego	S	5	49	9.8	14	1	W	38-14	
09/23	Buffalo	S	2	17	8.5	9	1	W	38-7	
10/01	Cincinnati	S	2	12	6.0	7	0	W	34-13	
10/07	Cleveland	P	6	107	17.8	35	2	W	34-17	
10/14	Dallas	S	1	28	28.0	28	0	W	48-27	
10/21	Miami				Inactive			W	49-28	
10/28	Washington				Inactive			W	52-7	
11/04	Indianapolis	P	2	10	5.0	6	0	W	24-20	
11/18	Buffalo	P	3	43	14.3	25	1	W	56-10	
11/25	Philadelphia	P	3	17	5.7	6	0	W	31-28	
12/03	Baltimore	S	2	26	13.0	23	0	W	27-24	
12/09	Pittsburgh	S	4	33	8.3	15	0	W	34-13	
12/16	N.Y. Jets				Inactive			W	20-10	
12/23	Miami				Inactive			W	28-7	
12/29	N.Y. Giants	S	4	38	9.5	21	0	W	38-35	
2007 Totals 12/8 36 389 10.8 35 6 16-0										
01/12	Jacksonville	S	2	12	6.0	9t	2	W	31-20	
01/20	San Diego	S	1	8	8.0	8	0	W	21-12	
02/03	N.Y. Giants	S	-	-	-	-	-	L	14-17	
2007 Postseason 3/3 3 20 6.7 9t 2 2-1										
2008	Opponent	P/S	No	Yds	Avg	Lg	TD	W/L	Score	
09/07	Kansas City				Inactive			W	17-10	
09/14	N.Y. Jets				Inactive			W	19-10	
09/21	Miami	P	1	6	6.0	6	0	L	13-38	
10/05	San Francisco	S	2	11	5.5	7	0	W	30-21	
10/12	San Diego	P	-	-	-	-	-	L	10-30	
10/20	Denver	P	3	40	13.3	29	0	W	41-7	
10/26	St. Louis	S	1	13	13.0	13	0	W	23-16	
11/02	Indianapolis	S	3	14	4.7	9	0	L	15-18	
11/09	Buffalo	P	1	7	7.0	7	0	W	20-10	
11/13	N.Y. Jets	S	8	88	11.0	14	1	L	31-34	
11/23	Miami	P	1	16	16.0	16	0	W	48-28	
11/30	Pittsburgh	S	1	12	12.0	12	0	L	10-33	
12/07	Seattle	S	1	2	2.0	2	1	W	24-21	
12/14	Oakland	S	-	-	-	-	-	W	49-26	
12/21	Arizona	S	-	-	-	-	-	W	47-7	
12/28	Buffalo	S	-	-	-	-	-	W	13-0	
2008 Totals 14/9 22 209 9.5 29 2 11-5										





#83

Wes

WELKER

HT: 5-9 WT: 185 lbs
 Born: 5/1/81
 Exp. (NFL/Patriots): 6/3
 GP/GS (Playoffs): 79/30 (3/3)
 Acq: **TR(MIA)-07**
 College: **Texas Tech**
 Hometown: **Oklahoma City, Okla.**
PRO BOWLS

WIDE RECEIVER

★ ★ ★ ★ ★
08

CAREER TRANSACTIONS

Wes Welker was acquired by the Patriots from the Miami Dolphins on March 5, 2007 in exchange for a second-round and a seventh-round selection in the 2007 NFL Draft ... Originally signed as a rookie free agent by the San Diego Chargers in the spring of 2004 ... Waived by the Chargers (9/15/04) ... Signed by the Miami Dolphins (9/21/04).


CAREER HIGHLIGHTS

- ★ Since joining the Patriots prior to the 2007 season, Welker leads the NFL with a total of 223 receptions (112 in 2007 and 111 in 2008).
- ★ Welker owns the top two single-season reception totals in Patriots history, with 112 catches in 2007 and 111 in 2008.
- ★ Welker was named to his first career Pro Bowl in 2008, becoming the fifth Patriots wide receiver to earn the honor since the 1970 AFL-NFL merger, joining Randy Moss (2007), Troy Brown (2001), Terry Glenn (1999) and Stanley Morgan (1979-80 and 1986-87).
- ★ Welker is one of nine players in NFL history to have back-to-back 100-catch seasons and is the only player to achieve the feat with the Patriots (2007-08).
- ★ Welker joined Randy Moss in 2008 as the only players in Patriots history to have back-to-back seasons with 1,000 or more receiving yards. Welker had 1,175 in 2007 and 1,165 in 2008. His 2007 total ranks fourth in team history while his 2008 total ranks sixth.
- ★ Welker finished second in the NFL with 111 receptions in 2008, trailing only Houston's Andre Johnson (115).
- ★ Welker set an NFL record by catching at least six passes in each of the first 11 games of the 2008 season. The previous record for most games with at least six receptions to begin a season was eight, achieved by Jacksonville's Jimmy Smith in 2001.
- ★ Welker set an NFL record in 2007 by recording the most receptions by a player in his first season with a new team (rookie or veteran), totaling 112 catches.
- ★ Welker's 112 receptions in 2007 set a Patriots franchise record and tied for the NFL lead with Cincinnati's T.J. Houshmandzadeh. Welker's 112 catches tied the 11th highest single-season total in NFL history at the time.
- ★ On Nov. 25, 2007 against Philadelphia, Welker set career highs with 13 receptions for 149 receiving yards. His 13 catches tie the second highest single-game total in Patriots history, trailing only Troy Brown's team record 16 catches (9/22/02).
- ★ Welker caught 11 passes for 103 yards in Super Bowl XLII, tying the Super Bowl record for most receptions in a game. His 11 grabs equals the totals of Deion Branch (2004), Jerry Rice (1988) and Dan Ross (1981).
- ★ Welker joined the Patriots in 2007 after playing in 47 career games with three starts for the San Diego Chargers (one game in 2004) and Miami Dolphins (2004-06).
- ★ In 2006, Welker was the Dolphins' leading receiver with 67 catches for 687 yards and a touchdown. Welker led

Miami in both punt returns and kickoff returns for three consecutive seasons from 2004-06.

- ★ Welker enters 2009 having recorded 319 career receptions for 3,461 yards (10.8 avg.) and 12 touchdowns; 176 punt returns for 1,718 yards (9.7 avg.); and 178 kickoff returns for 4,060 yards (22.7 avg.) and a touchdown.
- ★ Welker is Miami's all-time leading kickoff returner in terms of both yardage and total returns.
- ★ Welker is tied for the Dolphins' franchise record with 127 punt returns and ranks second in club history in punt return yardage.
- ★ Welker totaled 156 touches in 2006 (67 receptions, 41 punt returns and 48 kickoff returns), a mark that led all NFL wide receivers and specialists (Dante Hall, 109).
- ★ Welker recorded a then career-high nine receptions against the Patriots at Gillette Stadium on Oct. 8, 2006, and his 77 receiving yards in that game marked the second highest total of his career to that point.
- ★ As a rookie in 2004, Welker's 10.8-yard punt return average (43 returns for 464 yards) ranked second in the NFL to Dennis Northcutt's 12.0-yard average. He also averaged 23.2 yards on kickoff returns that season (61 returns for 1,415 yards).
- ★ In a game against the Patriots at Gillette Stadium on Oct. 10, 2004, a pregame injury to Dolphins kicker Olindo Mare pressed Welker into service as Miami's kicker. He converted both of his kicking opportunities (a field goal and an extra point) to become the first player in NFL history to record a punt return, a kickoff return, a field goal, an extra point and a kickoff in the same game. Welker earned AFC Special Teams Player of the Week honors for his efforts.

Welker



EXTRA POINTS ★

- ★ Wes has established the "83 Foundation" to provide underprivileged children in his hometown of Oklahoma City the opportunity to play football.
- ★ Texas Tech was the only Division I school to offer Wes a scholarship, and then only after another player had backed out of his commitment, but Wes went on to become one of the best athletes in Texas Tech history, breaking receiving and returning records and earning the nickname "The Natural."
- ★ In 2004, Wes became the first player in NFL history to return a punt, return a kick, kick a field goal, kick an extra point and kickoff in the same game. He accomplished the feat against the Patriots.

★ WELKER SETS NFL RECORD ★

Wes Welker's 112 receptions in 2007 were the most in NFL history by a player with a new team. Welker joined the Patriots in a trade with the Miami Dolphins on March 5, 2007 in exchange for second- and seventh-round selections in the 2007 NFL Draft.

MOST RECEPTIONS IN FIRST SEASON WITH NEW TEAM

Player	Team	Season	Rec.	How Acq.
Wes Welker	NE	2007	112	TR(MIA)-07
Terance Mathis	ATL	1994	111	UFA(NYJ)-94
Eric Metcalf	ATL	1995	104	TR(CLE)-95
Anquan Boldin	ARZ	2003	101	Rookie in 2003

★ After not recording a catch as a rookie, Welker emerged as a receiving threat in 2005, grabbing 29 passes for 434 yards and playing in all 16 games with one start. He once again led the Dolphins in punt returns (43 returns for 390 yards) and kickoff returns (61 returns for 1,379 yards).

SEASONAL REVIEWS

★ **2008 (16/14):** Selected to his first career Pro Bowl in 2008 ... Finished ranked second in the NFL behind Houston's Andre Johnson with 111 catches in 2008 ... Recorded the second highest single-season catch total in Patriots history, trailing only his 112-catch performance in 2007 ... Recorded 1,165 receiving yards, a total that ranks sixth on the Patriots' all-time list ... Joined Randy Moss in becoming the first players in Patriots history to record back-to-back 1,000-yard receiving seasons ... With his nine-catch performance against Buffalo (11/9), became the first player in NFL history to have six or more receptions in each of the first nine games of a season, topping Jimmy Smith's NFL record of eight set in 2001 ... Became just the eighth player in NFL history to notch back-to-back 100-catch seasons with his 13-yard touchdown reception from Matt Cassel at Oakland (12/14)... Turned in just the third 100-reception season in franchise history ... Led the team in receptions eight times (at NYJ, at SF, at SD, vs. DEN, at IND, vs. BUF, at SEA, vs. ARI) and tied for the team lead in receptions three times (vs. MIA, vs. STL, at BUF) while leading the team in receiving yards six times (at NYJ, vs MIA, at SD, vs. BUF, vs. NYJ, at SEA) and tying for the team lead once (vs. KC) ... Set team season highs for receptions (12) and receiving yards (134) in a single game at Seattle (12/7) ... Named to the Associated Press All-Pro Second Team ... Selected for the SI.com All-Pro Team and the NBCSports.com All-NFL Team ... Named Patriots Team MVP by USA Today ... Led the Patriots with 24 punt returns and 237 punt return yards ... Tied for the team lead with six catches for 51 yards against Kansas City (9/7) ... Led the team in receptions (7) and receiving yards (92) at the N.Y. Jets (9/14) ... Tied for the team lead with six receptions for 55 yards against Miami (9/21) ... Broke off a 19-yard gain on a reverse, his sixth career rushing attempt ... Led the team in receptions with eight catches for 73 yards at San Francisco (10/5) ... Had his fifth straight game to open the season with six or more receptions, grabbing nine catches for 73 yards at San Diego (10/12) ... Hauled in his first receiving touchdown of the season while tallying 63 receiving yards against Denver (10/20) ... Grabbed a 6-yard touchdown pass from Matt Cassel ... Returned six punts for 63 yards, including a 44-yard return, the third longest of his career ... Tied for the team lead with seven catches for 79 yards against St. Louis (10/26) ... Became just the second player in NFL history to have six or more receptions in each of the first eight games of a season, making seven catches for 37 yards at Indianapolis (11/2) ... Set an NFL record with his ninth straight game with six or more receptions

to start a season with a season-high nine-catch, 107-yard performance against Buffalo (11/9) ... Turned in the fifth 100-yard receiving game of his career and his fourth with the Patriots ... Talled seven receptions for 108 yards, extending his NFL record for most consecutive games with six or more receptions to begin a season, against the N.Y. Jets (11/13) ... Talled his third straight 100-yard receiving performance with eight receptions for 120 yards while extending his NFL record-setting streak of 11 straight games with six receptions or more to start a season at Miami (11/23) ... Broke several tackles and tiptoed down the sidelines to haul in a career-long 64-yard catch ... Registered season highs with 12 receptions for 134 receiving yards at Seattle (12/7) ... The 12 receptions were the second highest total of his career and the 134 yards receiving were the highest total by a Patriots receiver in 2008 ... With his final catch, a 25-yard reception, moved past the 1,000-yard receiving mark for the second straight season ... Snared a pass from Matt Cassel on a 2-point conversion to give the Patriots their final margin of victory ... Became just the eighth player in NFL history to notch back-to-back 100-catch seasons with his 13-yard touchdown reception from Matt Cassel at Oakland (12/14) ... Provided a key block on Kevin Faulk's 7-yard touchdown reception ... Led the team in receiving with 7 catches for 68 yards, including his second touchdown catch in as many weeks against Arizona (12/21) ... Hooked up with Matt Cassel on an 11-yard touchdown catch ... Returned five punts for 56 yards, including a 28-yard return that helped to set up the Patriots' first touchdown drive.

★ **2007 (16/13, 3/3):** Set the Patriots' single-season receptions record, passing Troy Brown's mark of 101 in 2001 and finishing with a total of 112 receptions in 2007, nearly doubling his previous career-high of 67 receptions for a season ... Became just the fourth Patriot to record a 90-plus reception season, joining Troy Brown, Ben Coates and Terry Glenn ... Recorded the first 1,000-yard receiving season of his career in 2007 ... Recipient of the 2007 Patriots 12th Player Award ... Named to the Associated Press All-Pro second team ... Established season career highs in receptions (112), receiving yards (1,175) and touchdowns (8) in 2007 ... Tied the Patriots' single-game record for receptions in a non-overtime game with his 13 receptions against the Philadelphia Eagles (11/25) ... Led or tied for the team lead in receptions eight times (vs. BUF, at DAL, at MIA, vs. WAS, vs. PHI, vs. PIT, vs. MIA, at NYG) and receiving yards four times (at MIA, vs. WAS, vs. PHI, at NYG) ... Tied a single-game career high with two touchdown receptions in the Patriots' victory over the Miami Dolphins (10/21) ... Grabbed career highs in receptions with 13 and receiving yards with 149 in the Patriots' 31-28 victory over

★ ★ ★ HONORS & AWARDS ★ ★ ★

2008

Pro Bowl

Associated Press All-Pro: Second Team
SI.com All-Pro Team
NBCSports.com All-NFL Team
Pro Football Weekly/PPFWA All-AFC Team
USA Today Patriots Team MVP
Pop Warner Inspiration to Youth Award

2007

Associated Press All-Pro: Second Team
ESPN.com All-Pro Team
Dr. Z's SI.com All-Pro Team
Patriots 12th Player Award

2004

AFC Special Teams Player of the Week (Wk.5)

the Philadelphia Eagles on (11/25) ... Scattered into the end zone from 11 yards out for his first touchdown in a Patriots uniform in a victory at the New York Jets (9/9) ... Tied Randy Moss for the team high in receptions with eight, while tearing up 91 receiving yards in the Patriots' win over San Diego (9/16) ... Tallied a team high six receptions for 69 yards in the Patriots' victory over the Buffalo Bills (9/23) ... Came down with a 26-yard throw from Brady and then lateraled to a streaking Randy Moss for an exciting 37-yard play in the third quarter ... Returned three punts for a season-high 72 yards ... Hauled in three passes for 22 yards and returned two punts at Cincinnati (10/1) ... Started at wide receiver and made four catches while returning two kickoffs and two punts in a win over Cleveland (10/7) ... Led the team and set then career highs in receptions (11) and touchdown receptions (2) while tallying his first 100-yard receiving game and handling kick and punt return duties in a victory at Dallas (10/15) ... Sprinted 35 yards on a post pattern to the end zone for a touchdown and later reached the end zone for a second time on a 12-yard strike from Tom Brady ... Tallied a single-game career high with 138 receiving yards and tied a single-game career best with two touchdown receptions in the Patriots' win at Miami (10/21) ... Led the team in receptions (9) and receiving yards (89) with one touchdown reception against Washington (10/28) ... Finished second on the team in receptions with one touchdown in the Patriots' comeback victory over Indianapolis (11/4) ... Brought back a fourth-quarter Hunter Smith punt 23 yards to help set up what would become the Patriots' game-winning drive ... Set a single-season career high for receptions with his 68th catch of the year while finishing second on the team in catches (7) and receiving yards at Buffalo (11/18) ... Grabbed single-game career highs in receptions with 13 and receiving yards with 149 in the Patriots' comeback win over Philadelphia (11/25) ... Led the team with a nine-reception performance for 78 yards and a touchdown against Pittsburgh (12/9) ... Grabbed a 2-yard touchdown reception from Tom Brady ... Hauled in an 11-yard pass in the fourth quarter to become the fourth Patriot with a 90-plus reception season ... Moved past the 1,000-yard receiving mark for the first time in his career on a 16-yard reception while making three catches versus the New York Jets (12/16) ... Tied the Patriots' single-season receptions record, matching Troy Brown's record of 101 receptions in a 5-catch, 49-yard performance against Miami (12/23) ... Led the team in receptions (11) and receiving yards (122) while breaking the Patriots'

★ WELKER JOINS EXCLUSIVE GROUP ★					
Wes Welker has exceeded the 100-reception mark for two straight seasons, totaling 112 catches in 2007 and recording 111 receptions in 2008. When he made his 100th catch of the year in 2008 on Dec. 14 at Oakland, Welker became the first player in Patriots history and the eighth player in NFL history to record consecutive 100-catch seasons. Randy Moss also achieved the feat from 2002-03 with the Minnesota Vikings.					
NFL PLAYERS WITH CONSECUTIVE 100-CATCH SEASONS					
Player	Team(s)	Years	Seasons	Year-by-Year	
Marvin Harrison	IND	1999-02	4	115,102,109,143	
Herman Moore	DET	1995-97	3	123,106,104	
Jerry Rice	SF	1994-96	3	112,122,108	
Wes Welker	NE	2007-08	2	112,111	
Brandon Marshall	DEN	2007-08	2	102,104	
Randy Moss	MIN	2002-03	2	106,111	
Rod Smith	DEN	2000-01	2	100,113	
Cris Carter	MIN	1994-95	2	122,122	
Sterling Sharpe	GB	1992-93	2	108,112	

WELKER LEADS NFL IN RECEPTIONS FROM 2007-08

Wes Welker leads the NFL with 221 receptions over the last two seasons entering 2009. In 2007, he set a Patriots franchise record with 112 receptions, tying him for the NFL lead and setting a league record for most receptions in a player's first season with a new team. In 2008, he nearly replicated that feat, with his 111 receptions placing second in the NFL. Welker joined the Patriots in a trade with the Miami Dolphins prior to the 2007 season, and since then is the NFL's leading receiver.

2007-08 NFL RECEPTION LEADERS

Player	Team	Rec.	Yds	TD
Wes Welker	NE	223	2,340	11
Brandon Marshall	DEN	206	2,590	13
T.J. Houshmandzadeh	CIN	204	2,047	16
Larry Fitzgerald	ARZ	196	2,840	22
Tony Gonzalez	KC	195	2,230	15

single-season receptions record at the New York Giants (12/29) ... Moved past Troy Brown on the Patriots' single-season receptions list with his 102nd catch of the season, a 14-yard reception in the first quarter ... Led the team with nine receptions for 54 yards including his first career playoff catch in the Patriots' win over Jacksonville (1/12) in the divisional playoffs ... Grabbed a 6-yard touchdown pass from Tom Brady ... Scored his second postseason touchdown catch in as many games on a 6-yard scoring strike in the Patriots' victory over San Diego in the AFC Championship Game (1/20) ... Tied a Super Bowl record for receptions with 11, while racking up 103 receiving yards against the New York Giants (2/3) ... Tied Dan Ross, Jerry Rice and former Patriots wide receiver Deion Branch for the Super Bowl record for receptions in one game, grabbing his 11th catch of the evening on a 10-yard pass in the fourth quarter.

★ **2006 (16/2 – Miami):** Led the Dolphins with a career-high 67 receptions and placed second on the team with a career-best 687 receiving yards while also leading the team in kickoff returns and punt returns ... His receptions and reception yardage both represented single season career highs, surpassing his previous single season best of 29 catches and 434 yards, set in 2005 ... Had 41 punt returns for 378 yards, an average of 9.2 yards per return, including a long return of 47 yards, and 48 kickoff returns for 1,064 yards, an average of 22.2 yards per return ... Led the Dolphins in receptions twice and in receiving yards three times ... Ranked eighth in the AFC in punt returns ... Led the Dolphins in receiving yards with four catches for 67 yards against Pittsburgh (9/7) ... Also had three punt returns for 79 yards, including a 47-yard return ... His 47-yard scamper tied for the second longest punt return of his career, surpassed only by his 71-yard return on Dec. 20, 2004 vs. New England ... Had five catches for 41 yards against Buffalo (9/17) ... Recorded his 124th career kickoff return, breaking the Dolphins team record of 123 kickoff returns, previously held by Fulton Walker ... Led the Dolphins in receptions and receiving yards with five catches for 59 yards ... Had four catches for 55 yards against Houston (10/1) ... Also added two kickoff returns for 53 yards, breaking the team record of 2,947 kickoff return yards, previously held by Mercury Morris ... Led the Dolphins in receptions with a career-high nine catches for 77 yards against New England (10/8) ... His nine receptions set a then career high, surpassing his previous best of five receptions, which he recorded twice earlier in the 2006 season ... His 77 yards marked the second highest reception yardage figure of his career at the time, trailing only the 97 receiving yards he had at Tampa Bay on October 16, 2005 ... Had two catches for 14 yards and

★ ANOTHER HISTORIC PERFORMANCE ★

Wes Welker's 111 receptions in 2008 stand as the second-highest single-season total in team history. Welker's 111 catches were just one shy of his franchise-record 112 catches in 2007. In the Patriots' 49-season history, there have been just three 100-catch performances, and Welker has turned in two of them (2007 and 2008).

PATRIOTS SINGLE-SEASON RECEPTION LEADERS

Player	Season	Rec.	Yds	TD
Wes Welker	2007	112	1175	8
Wes Welker	2008	111	1165	3
Troy Brown	2001	101	1199	5
Randy Moss	2007	98	1493	23
Troy Brown	2002	97	890	3
Ben Coates	1994	96	1174	7

PATRIOTS SINGLE-GAME RECEPTION LEADERS

Player	Date	Opp.	Rec	Yds
Troy Brown	09/22/02	KC	16	176
Wes Welker	11/25/07	PHI	13	149
Deion Branch	09/29/02	at SD	13	128
Terry Glenn	10/03/99	at CLV	13	214
Wes Welker	12/07/08	at SEA	12*	134
Troy Brown	12/04/00	KC	12	119
Ben Coates	11/27/94	at IND	12	119

*-Also caught a 2-point conversion pass in addition to his 12 receptions

a touchdown against Chicago (11/5), scoring on a six-yard strike from Joey Harrington ... The touchdown was his first career scoring reception ... His only previous touchdown had come on a 95-yard kickoff return in 2004 ... Had five catches for 42 yards against Detroit (11/23) ... Also added three kickoff returns for 85 yards, including a 45-yard return, the third longest kickoff return of his career ... Also had five punt returns for 30 yards and passed O.J. McDuffie to move into sole possession of second place on the Dolphins' all-time punt return yardage list ... Led the team in receiving yards with four catches for 56 yards against Buffalo (12/17), including a season-long 38-yard grab.

★ **2005 (16/1 – Miami):** Saw action in all 16 games, including one start ... Caught 29 passes for 434 yards ... Reception total ranked fifth on the team while yardage figure was fourth ... Also returned 43 punts for a 9.1-yard average and 61 kickoffs for a 22.6-yard average ... Punt return average was sixth in the AFC and 11th in the NFL ... Total punt returns equaled the Dolphins single-season standard that he established in 2004, while his 390 punt return yards are third, trailing the 454 for which he accounted in 2004 and Mark Clayton's 392 yards in 1983 ... Of his 29 catches on the year, 12 came on third down while two more occurred on fourth down ... Of his receiving total, 20 were good for a first down ... Finished with a season-high four receptions and 60 yards against Denver (9/11) ... Recorded his first NFL reception, a 15-yard catch from Gus Frerotte ... Had three receptions for a career-high 97 yards against Tampa Bay (10/16), including a long of 41 ... Also fielded four punts for 70 yards ... Returned a season-high seven kickoffs for 162 yards against Kansas City (10/21) ... His seven returns tied a Dolphins single-game record, which had been achieved eight times previously by seven players ... He had previously tied the record on January 2, 2005 at Baltimore ... Also brought back two punts for 55 yards, including a season-long 47-yard scamper ... Recorded the first start of his NFL career as the Dolphins opened the game in a three-wide receiver set against Oakland (11/27) ... Caught one pass for 16 yards and also fielded five kickoffs for a 28.2-yard average, including a long of 41.

★ **2004 (14/0 – Miami, 1/0 – San Diego):** Played in a total of 15 games as a rookie ... Waived by the Chargers (9/15) and signed with the Dolphins as a free agent (9/21) ... For the season, returned 61 kickoffs for a 23.2-yard average, and scored on a 95-yard kickoff return for a touchdown ... Fielded 43 punts for a 10.8-yard average, all with the Dolphins ... His punt return average (10.8) ranked second in the AFC, trailing only Cleveland's Dennis Northcutt (12.0) ... Also served as an emergency kicker against New England (10/10) and was 1-for-1 on field goals and 1-for-1 on PATs ... Also recorded seven special teams tackles ... In his only game with the Chargers, returned four kickoffs for 102 yards against Houston (9/12) ... Made his Dolphins debut against Pittsburgh (9/26) ... Returned three kickoffs for a 22.0-yard average and two punts for 20 yards ... Served as Miami's return specialist and was pressed into service as an emergency kicker when Olinde Mare injured his calf in pre-game warm ups against New England (10/10) ... Named AFC Special Teams Player of the Week for his efforts ... Kicked for the first time had kicked since his junior season at Texas Tech when he had a PAT blocked against Baylor ... Converted his only field goal attempt – from 29 yards – and his only PAT against the Patriots ... Also handled kickoff duties ... Became the first player in NFL history to have a kickoff return, a punt return, a field goal, a successful PAT and kickoff in the same game ... Became the first non-kicker in Dolphins history to record a PAT or field goal ... Fielded two punts for a 43.5-yard average, including a season-long return of 71 yards, on Monday Night Football against New England (12/20) ... That return, which tied for the seventh-longest punt return in team history and is the longest not to have gone for a touchdown, came in the first quarter and put the Dolphins at the Patriots' 2-yard line, leading to a Sammy Morris touchdown run on the next play from scrimmage ... Returned a kickoff 95 yards for a touchdown against Baltimore (1/2), becoming the first Dolphin to achieve the feat since October 1, 1989 when Marc Logan returned one 97 yards for a score at Houston ... Overall on the day, fielded seven kickoffs for a 30.0-yard average, as the seven returns tied a club single-game record which had been achieved seven times previously, by six different players, most recently by Travis Minor on October 13, 2002 at Denver.

COLLEGE

Welker was a four-year letterman at Texas Tech (2000-03) and appeared in a total of 50 games ... Finished his career with 259 receptions for 3,069 yards and 21 touchdowns, 559 yards rushing and a touchdown on 79 attempts and 152 punts returns for 1,761 yards, an 11.6-yard average, and eight touchdowns ... Left school as the NCAA career record-holder for punt return yards (1,761), as well as the single-season holder for returns (57 in 2002) ... Finished as the NCAA all-time leader for punt return touchdowns (8), but the mark was equaled by Oklahoma's Antonio Perkins in 2004 ... His reception and receiving yardage totals both are school career records ... Was a three-time All-Big 12 Conference first-team choice (2000, 2002-03).

PERSONAL

Wesley Welker was born the son of Leland and Shelley Welker on May 1, 1981 in Oklahoma City, Okla ... Attended Heritage Hall High School in Oklahoma City, where he played both running back and defensive back ... Was named the Oklahoma Player of the Year as a senior by numerous media outlets ... Was an all-state choice as a running back ... In his career, rushed for 3,235 yards and 53 touchdowns on 495 attempts, while catching 174 passes for 2,551 yards and 27 scores ... Also snared 22 interceptions and returned seven punts for touchdowns ... Scored a total of 90 touchdowns in his prep career ... Also served as a placekicker and hit a 57-yard field goal ... Sponsors an annual football camp

to help at-risk children in the Oklahoma City area learn discipline and teamwork while also having fun playing football... Enjoys working with children and has done so at various events, including fishing at the Miami Dolphins Junior Angler Clinic, reading to students at local schools, speaking at D.A.R.E. graduations and visiting with kids at the Make-A-Wish Foundation following home games ... For his efforts, was named the winner of the Dolphins' 2005 Nat Moore Community Service Award ... Graduated from Texas Tech with a degree in management.

★ WELKER'S SINGLE GAME CAREER HIGHS ★			
Regular Season			
Receptions:	13	vs. Philadelphia (11/25/07)	
Yards:	149	vs. Philadelphia (11/25/07)	
Long:	47	at New England (11/13/05)	
Touchdowns:	2	Twice, most recent at Miami (10/21/07)	

★ ★ ★ ★ ★ WES WELKER ★ ★ ★ ★ ★																							
Pos: WR		Ht: 5-9		Wt: 185 lbs		Year: 6th		Acq: TR(MIA)-07		College: Texas Tech		Born: 5/1/81											
REGULAR SEASON			RECEIVING						RUSHING						KICK RETURNS				PUNT RETURNS				
Year	Team	G/S	No	Yds	Avg	Lg	TD	No	Yds	Avg	Lg	TD	No	Yds	Avg	Lg	TD	No	FC	Yds	Avg	Lg	TD
2004	Chargers	1/0	0	0	-	-	0	0	0	-	-	0	4	102	25.3	33	0	0	0	0	0.0	-	0
2004	Dolphins	14/0	0	0	-	-	0	0	0	-	-	0	57	1313	23.0	95t	1	43	12	464	10.8	71	0
2004	TOTALS	15/0	0	0	-	-	0	0	0	-	-	0	61	1415	23.2	95t	1	43	12	464	10.8	71	0
2005	Dolphins	16/1	29	434	15.0	47	0	1	5	5.0	5	0	61	1379	22.6	46	0	43	23	390	9.1	47	0
2006	Dolphins	16/2	67	687	10.3	38	1	0	0	-	-	0	48	1064	22.2	46	0	41	29	378	9.2	47	0
2007	Patriots	16/13	112	1175	10.5	42	8	4	34	8.5	27	0	7	176	25.1	33	0	25	6	249	10.0	35	0
2008	Patriots	16/14	111	1165	10.5	64	3	3	26	8.7	19	0	1	26	26.0	26	0	24	6	237	9.9	44	0
Totals-5 years		79/30	319	3461	10.8	64	12	8	65	8.1	27	0	178	4060	22.7	95t	1	176	76	1718	9.7	71	0
POSTSEASON			RECEIVING						RUSHING						KICK RETURNS				PUNT RETURNS				
Year	Team	G/S	No	Yds	Avg	Lg	TD	No	Yds	Avg	Lg	TD	No	Yds	Avg	Lg	TD	No	FC	Yds	Avg	Lg	TD
2007	Patriots	3/3	27	213	7.9	19	2	1	13	13.0	13	0	0	0	0.0	0	0	2	2	29	14.5	15	0
Totals-1 year		3/3	27	213	7.9	19	2	1	13	13.0	13	0	0	0	0.0	0	0	2	2	29	14.5	15	0
Additional Statistics – Kicking: Career Field Goals (1-of-1, 29 yards, 10/10/04); Career Extra Points (1-of-1, 10/10/04); Career Kickoffs (3, 10/10/04). Special Teams Tackles: Career (7); 2004 (7). Special Teams Fumble Recoveries: Career (3); 2004 (2); 2006 (1).																							

WELKER'S CAREER GAME-BY-GAME																							
		Receiving						Rushing					Kick Returns					Punt Returns					
2004	Opponent	P/S	No	Yds	Avg	Lg	TD	No	Yds	Avg	Lg	TD	No	Yds	Avg	Lg	TD	No	FC	Yds	Avg	Lg	TD
09/12	at Houston	p	-	-	-	-	-	-	-	-	-	-	4	102	25.3	33	0	-	-	-	-	-	-
09/26	Pittsburgh	p	-	-	-	-	-	-	-	-	-	-	3	66	22.0	26	0	2	0	20	10.0	10	0
10/03	N.Y. Jets	p	-	-	-	-	-	-	-	-	-	-	4	90	22.5	35	0	1	1	8	8.0	8	0
10/10	at New England	p	-	-	-	-	-	-	-	-	-	-	5	101	20.2	27	0	5	0	41	8.2	21	0
10/17	at Buffalo	p	-	-	-	-	-	-	-	-	-	-	4	80	20.0	22	0	1	0	5	5.0	5	0
10/24	St. Louis	p	-	-	-	-	-	-	-	-	-	-	3	40	13.3	16	0	4	0	31	7.8	20	0
11/01	at N.Y. Jets	p	-	-	-	-	-	-	-	-	-	-	6	117	19.5	27	0	2	2	9	4.5	6	0
11/07	Arizona	p	-	-	-	-	-	-	-	-	-	-	2	45	22.5	25	0	4	0	33	8.3	20	0
11/21	at Seattle	p	-	-	-	-	-	-	-	-	-	-	4	91	22.8	32	0	3	2	33	11.0	23	0
11/28	at San Francisco	p	-	-	-	-	-	-	-	-	-	-	2	31	15.5	22	0	5	2	72	14.4	35	0
12/05	Buffalo	p	-	-	-	-	-	-	-	-	-	-	6	158	26.3	34	0	6	0	51	8.5	13	0
12/12	at Denver	p	-	-	-	-	-	-	-	-	-	-	4	97	24.3	27	0	2	1	9	4.5	7	0
12/20	New England	p	-	-	-	-	-	-	-	-	-	-	5	139	27.8	31	0	2	2	87	43.5	71	0
12/26	Cleveland	p	-	-	-	-	-	-	-	-	-	-	2	48	24.0	26	0	3	0	37	12.3	17	0
01/02	at Baltimore	p	-	-	-	-	-	-	-	-	-	-	7	210	30.0	95t	1	3	2	28	9.3	16	0
2004 Totals		15/0	0	0	0	0	0	0	0	0	0	0	61	1415	23.2	95t	1	43	12	464	10.8	71	0
		Receiving						Rushing					Kick Returns					Punt Returns					
2005	Opponent	P/S	No	Yds	Avg	Lg	TD	No	Yds	Avg	Lg	TD	No	Yds	Avg	Lg	TD	No	FC	Yds	Avg	Lg	TD
09/11	Denver	p	4	60	15.0	26	0	-	-	-	-	-	2	51	25.5	28	0	4	0	64	16.0	20	0
09/18	at N.Y. Jets	p	2	21	10.5	15	0	-	-	-	-	-	4	73	18.3	22	0	5	2	26	5.2	23	0
09/25	Carolina	p	-	-	-	-	-	1	5	5.0	5	0	4	80	20.0	27	0	1	2	4	4.0	4	0
10/09	at Buffalo	p	2	24	12.0	16	0	-	-	-	-	-	4	93	23.3	27	0	5	1	33	6.6	15	0
10/16	at Tampa Bay	p	3	97	32.3	41	0	-	-	-	-	-	6	130	21.7	27	0	4	2	70	17.5	38	0
10/21	Kansas City	p	2	41	20.5	34	0	-	-	-	-	-	7	162	23.1	26	0	2	2	55	27.5	47	0
10/30	at New Orleans	p	3	17	5.7	8	0	-	-	-	-	-	4	67	16.8	23	0	1	2	11	11.0	11	0
11/06	Atlanta	p	1	6	6.0	6	0	-	-	-	-	-	3	56	18.7	22	0	1	0	0	0.0	0	0
11/13	New England	p	2	61	30.5	47	0	-	-	-	-	-	4	112	28.0	46	0	3	2	13	4.3	7	0
11/20	at Cleveland	p	2	12	6.0	7	0	-	-	-	-	-	4	79	19.8	28	0	2	0	23	11.5	13	0
11/27	at Oakland	S	1	16	16.0	16	0	-	-	-	-	-	5	141	28.2	41	0	0	2	0	-	-	0
12/04	Buffalo	p	4	40	10.0	17	0	-	-	-	-	-	4	74	18.5	23	0	5	1	14	2.8	10	0
12/11	at San Diego	p	-	-	-	-	-	-	-	-	-	-	3	90	30.0	43	0	0	3	0	-	-	0
12/18	N.Y. Jets	p	1	19	19.0	19	0	-	-	-	-	-	4	105	26.3	43	0	3	0	31	10.3	18	0
12/24	Tennessee	p	-	-	-	-	-	-	-	-	-	-	-	-	-	-	-	5	2	18	5.6	14	0
01/01	at New England	p	2	20	10.0	11	0	-	-	-	-	-	3	66	22.0	23	0	2	2	18	9.0	10	0
2005 Totals		16/1	29	434	15.0	47	0	1	5	5.0	5	0	61	1379	22.6	46	0	43	23	390	9.1	47	0

		★ ★ ★ ★ ★ WELKER'S CAREER GAME-BY-GAME (CONT.) ★ ★ ★ ★ ★																					
		Receiving						Rushing						Kick Returns					Punt Returns				
2006	Opponent	P/S	No	Yds	Avg	Lg	TD	No	Yds	Avg	Lg	TD	No	Yds	Avg	Lg	TD	No	FC	Yds	Avg	Lg	TD
09/07	at Pittsburgh	p	4	67	16.8	31	0	-	-	-	-	-	3	74	24.7	30	0	3	1	79	26.3	47	0
09/17	Buffalo	p	5	41	8.2	20	0	-	-	-	-	-	4	101	25.3	39	0	1	1	7	7	7	0
09/24	Tennessee	p	5	59	11.8	19	0	-	-	-	-	-	2	42	21	23	0	2	2	2	1	10	0
10/01	at Houston	p	4	55	13.8	29	0	-	-	-	-	-	2	53	26.5	28	0	1	2	11	11	11	0
10/08	at New England	p	9	77	8.6	25	0	-	-	-	-	-	4	103	25.8	28	0	2	3	18	9	12	0
10/15	at N.Y. Jets	p	6	56	9.3	25	0	-	-	-	-	-	5	69	13.8	16	0	4	1	31	7.8	12	0
10/22	Green Bay	p	6	38	6.3	11	0	-	-	-	-	-	4	77	19.3	33	0	3	1	23	7.7	9	0
11/05	at Chicago	p	2	14	7.0	8	1	-	-	-	-	-	4	70	17.5	22	0	2	1	13	6.5	10	0
11/12	Kansas City	p	3	46	15.3	30	0	-	-	-	-	-	3	67	22.3	24	0	4	2	56	14	17	0
11/19	Minnesota	s	4	59	14.8	36	0	-	-	-	-	-	2	46	23	33	0	2	3	20	10	11	0
11/23	at Detroit	p	5	42	8.4	14	0	-	-	-	-	-	3	85	28.3	45	0	5	0	30	6	9	0
12/03	Jacksonville	p	5	44	8.8	13	0	-	-	-	-	-	2	26	13	26	0	1	1	2	2	2	0
12/10	New England	p	1	-1	-1.0	-1	0	-	-	-	-	-	-	-	-	-	-	4	3	36	9	14	0
12/17	at Buffalo	p	4	56	14.0	38	0	-	-	-	-	-	3	61	20.3	32	0	2	3	11	5.5	12	0
12/25	N.Y. Jets	s	1	11	11.0	11	0	-	-	-	-	-	4	83	20.8	27	0	3	3	31	10.3	16	0
12/31	at Indianapolis	p	3	23	7.7	11	0	-	-	-	-	-	3	107	35.7	46	0	2	2	8	4	8	0
2006 Totals		16/2	67	687	10.3	38	1	0	0	0.0	0	0	48	1064	22.2	46	0	41	29	378	9.2	47	0
		Receiving						Rushing						Kick Returns					Punt Returns				
2007	Opponent	P/S	No	Yds	Avg	Lg	TD	No	Yds	Avg	Lg	TD	No	Yds	Avg	Lg	TD	No	FC	Yds	Avg	Lg	TD
09/09	at N.Y. Jets	p	6	61	10.2	13	1	-	-	-	-	-	-	-	-	-	-	2	0	6	3.0	6	0
09/16	San Diego	s	8	91	11.4	34	0	1	6	6.0	6	0	-	-	-	-	-	2	0	13	6.5	13	0
09/23	Buffalo	p	6	69	11.5	26	0	-	-	-	-	-	-	-	-	-	-	3	0	72	24.0	29	0
10/01	at Cincinnati	s	3	22	7.3	11	0	1	27	27.0	27	0	-	-	-	-	-	2	0	16	8.0	9	0
10/07	Cleveland	s	4	19	4.8	7	0	-	-	-	-	-	2	51	25.5	33	0	2	0	19	9.5	12	0
10/14	at Dallas	s	11	124	11.3	35t	2	-	-	-	-	-	2	55	27.5	30	0	3	1	37	12.3	18	0
10/21	at Miami	s	9	138	15.3	36	2	-	-	-	-	-	1	25	25.0	25	0	3	0	9	3.0	8	0
10/28	Washington	s	9	89	9.9	19	1	-	-	-	-	-	-	-	-	-	-	0	1	0	0.0	0	0
11/04	at Indianapolis	s	5	38	7.6	12	1	-	-	-	-	-	1	26	26.0	26	0	3	0	60	20.0	35	0
11/18	at Buffalo	s	7	78	11.1	24	0	1	3	3.0	3	0	-	-	-	-	-	1	1	4	4.0	4	0
11/25	Philadelphia	s	13	149	11.5	42	0	-	-	-	-	-	-	-	-	-	-	-	-	-	-	-	-
12/03	at Baltimore	s	3	18	6.0	7	0	-	-	-	-	-	-	-	-	-	-	1	1	1	1.0	1	0
12/09	Pittsburgh	s	9	78	8.7	22	1	-	-	-	-	-	-	-	-	-	-	1	0	2	2.0	2	0
12/16	N.Y. Jets	s	3	30	10.0	16	0	1	-2	-2.0	-2	0	-	-	-	-	-	0	1	0	0.0	0	0
12/23	Miami	s	5	49	9.8	20	0	-	-	-	-	-	-	-	-	-	-	0	1	0	0.0	0	0
12/29	at N.Y. Giants	p	11	122	11.1	28	0	-	-	-	-	-	1	19	19.0	19	0	2	0	10	5.0	8	0
2007 Totals		16/13	112	1175	10.5	42	8	4	34	8.5	27	0	7	176	25.1	33	0	25	6	249	10.0	35	0
01/12	Jacksonville	s	9	54	6.0	9	1	1	13	13.0	13	0	-	-	-	-	-	1	0	14	14.0	14	0
01/20	San Diego	s	7	56	8.0	12	1	-	-	-	-	-	-	-	-	-	-	0	1	0	0.0	0	0
02/03	N.Y. Giants	s	11	103	9.4	19	0	-	-	-	-	-	-	-	-	-	-	1	1	15	15.0	15	0
2007 Postseason		3/3	27	213	7.9	19	2	1	13	13.0	13	0	0	0	0	0	0	2	2	29	14.5	15	0
		Receiving						Rushing						Kick Returns					Punt Returns				
2008	Opponent	P/S	No	Yds	Avg	Lg	TD	No	Yds	Avg	Lg	TD	No	Yds	Avg	Lg	TD	No	FC	Yds	Avg	Lg	TD
09/07	Kansas City	s	6	51	8.5	13	0	-	-	-	-	-	-	-	-	-	-	-	-	-	-	-	-
09/14	at N.Y. Jets	s	7	72	10.3	26	0	-	-	-	-	-	-	-	-	-	-	-	-	-	-	-	-
09/21	Miami	s	6	55	9.2	21	0	1	19	19.0	19	0	-	-	-	-	-	-	-	-	-	-	-
10/05	at San Francisco	s	8	73	9.1	20	0	-	-	-	-	-	-	-	-	-	-	-	-	-	-	-	-
10/12	at San Diego	s	9	73	8.1	15	0	-	-	-	-	-	-	-	-	-	-	-	-	-	-	-	-
10/20	Denver	s	6	63	10.5	27	1	-	-	-	-	-	-	-	-	-	-	3	0	63	21.0	44	0
10/26	St. Louis	s	7	79	11.3	20	0	-	-	-	-	-	1	26	26.0	26	0	3	1	30	10.0	13	0
11/02	at Indianapolis	s	7	37	5.3	10	0	-	-	-	-	-	-	-	-	-	-	2	0	24	12.0	15	0
11/09	Buffalo	s	9	107	11.8	27	0	2	7	3.5	7	0	-	-	-	-	-	1	0	10	10.0	10	0
11/13	N.Y. Jets	s	7	108	15.4	29	0	-	-	-	-	-	-	-	-	-	-	3	1	14	4.7	10	0
11/23	at Miami	s	8	120	15.0	64	0	-	-	-	-	-	-	-	-	-	-	2	1	20	10.0	12	0
11/30	Pittsburgh	s	4	30	7.5	12	0	-	-	-	-	-	-	-	-	-	-	2	1	0	0.0	1	0
12/07	at Seattle	s	12	134	11.2	25	0	-	-	-	-	-	-	-	-	-	-	3	1	20	6.7	10	0
12/14	at Oakland	s	6	69	11.5	30	1	-	-	-	-	-	-	-	-	-	-	-	-	-	-	-	-
12/21	Arizona	p	7	68	9.7	20	1	-	-	-	-	-	-	-	-	-	-	5	1	56	11.2	28	0
12/28	at Buffalo	p	2	26	13.0	14	0	-	-	-	-	-	-	-	-	-	-	-	-	-	-	-	-
2008 Totals		16/14	111	1165	10.5	64	3	3	26	8.7	19	0	1	26	26.0	26	0	24	6	237	9.9	44	0





#22

Terrence

WHEATLEY

HT: **5-9** WT: **185 lbs**
 Born: **5/5/85**
 Exp. (NFL/Patriots): **2/2**
 GP/GS (Playoffs): **6/1 (0/0)**
 Acq: **D2-08 (62nd)**
 College: **Colorado**
 Hometown: **Plano, Texas**


CORNERBACK

CAREER TRANSACTIONS

Terrence Wheatley was drafted by the New England Patriots in the second round (62nd overall) of the 2008 NFL Draft ... Signed by the Patriots (7/22/08) ... Placed on injured reserve with a wrist injury (11/17/08).

SEASONAL REVIEWS

★ **2008 (6/1):** Played in six of the first eight games of the season before suffering a season-ending wrist injury in his first career start at Indianapolis (11/2) ... Placed on injured reserve with a wrist injury (11/17) ... Made his NFL debut against Kansas City (9/7), playing in reserve at cornerback and on special teams coverage units ... Made his first NFL tackle at San Diego (10/12) ... Saw significant time in reserve at cornerback against St. Louis (10/26) ... Tallied one solo tackle ... Made his first NFL start at cornerback against Indianapolis (11/2) ... Registered two passes defended ... Knocked down a Peyton Manning pass intended for Marvin Harrison, forcing a three-and-out.

COLLEGE


Wheatley's 1,350 yards on kickoff returns rank second in Colorado history ... His 14 interceptions were tied for second ... Returned two interceptions for touchdowns, one shy of the school record ... His five interceptions in 2006 ranked fifth on the school's single-season record list ... In 2006 and 2007 was tabbed as a first-team All-Big 12 performer by the Associated Press and the league's coaches ... Also selected by the coaches as an honorable mention pick at kick returner in 2007 ... Had 42 tackles in 2007 (32 solo) and made five interceptions ... In 2006, had 58 tackles (43 solos) with 1.5 sacks ... Was granted a medical hardship for the 2005 season ... Played in every game in 2004, recording 37 tackles (31 solos) and finishing second

on the team with four interceptions for 63 yards (15.8 avg) and a touchdown ... Appeared in 12 games on special teams and in six contests on defense in 2003, starting at right cornerback versus Texas and Kansas.

PERSONAL

Terrence Wheatley was born May 5, 1985 in Walnut Creek, California ... Attended Plano East High School ... During his final campaign, Wheatley recorded 82 tackles (three for loss), along with five interceptions, nine pass deflections, one forced fumble and one fumble recovery ... Was the Texas Relay champion in the triple jump (48-5) his junior year, and he won district championships in the 100, long jump and triple jump ... District champion in the triple jump as a sophomore ... Was an Honor Roll student ... His father, Randolph, ran track at Arizona State ... Served as an honorary coach in the 2008 BELL Bowl, a fundraiser at Gillette Stadium to benefit the BELL Foundation ... Played both the saxophone and trumpet as a youth ... Was an economics major with a minor in business at Colorado.

Wheatley



EXTRA POINTS

★ Terrence has always had an interest in meteorology and took classes in the field while at the University of Colorado. He also visited the Blue Hill Observatory in Milton, Mass. to learn about the history of the weather station there for a segment on "Patriots All Access."

★ ★ ★ TERRENCE WHEATLEY ★ ★ ★																			
Pos: CB		Ht: 5-9	Wt: 185	Year: 2nd	Acq: D2-08 (62nd)	College: Colorado				Born: 5/5/85									
REGULAR SEASON			TACKLES					INTERCEPTIONS					MISCELLANEOUS						
Year	Team	G/S	TT	UT	A	S	Yds	No	Yds	Avg	Lg	TD	PD	FF	FR	Yds	TD	SpT	
2008	Patriots	6/1	2	2	0	0.0	0.0	0	0	0.0	0	0	2	0	0	0	0	0	
Totals-1 year		6/1	2	2	0	0.0	0.0	0	0	0.0	0	0	2	0	0	0	0	0	

★ ★ ★ ★ ★ WHEATLEY'S CAREER GAME-BY-GAME ★ ★ ★ ★ ★															
2008	Opponent	P/S	TT	UT	A	S	Yds	I	Yds	PD	FF	FR	SpT	W/L	Score
09/07	Kansas City	p	0	0	0	-	-	-	-	-	-	-	-	W	17-10
09/14	at N.Y. Jets							Inactive						W	19-10
09/21	Miami	p	0	0	0	-	-	-	-	-	-	-	-	L	13-38
10/05	at San Francisco	p	0	0	0	-	-	-	-	-	-	-	-	W	30-21
10/12	at San Diego	p	1	1	0	-	-	-	-	-	-	-	-	L	10-30
10/20	Denver							Inactive						W	41-7
10/26	St. Louis	p	1	1	0	-	-	-	-	-	-	-	-	W	23-16
11/02	at Indianapolis	S	0	0	0	-	-	-	-	2	-	-	-	L	15-18
11/09	Buffalo							Inactive						W	20-10
11/13	N.Y. Jets							Inactive						L	ot 31-34
11/23	at Miami							Placed On Injured Reserve 11/17/08						W	48-28
2008 Totals		6/1	2	2	0	0.0	0.0	0	0	2	0	0	0		11-5

HT: 6-2 WT: 325 lbs
 Born: 11/4/81
 Exp. (NFL/Patriots): 6/6
 GP/GS (Playoffs): 77/67 (11/9)
 Acq: D1a-04 (21st)
 College: Miami (Fla.)
 Hometown: Boynton Beach, Fla.
 PRO BOWLS: SUPER BOWLS: 07 04

CAREER TRANSACTIONS

Vince Wilfork was drafted by the New England Patriots in the first round (21st overall) of the 2004 NFL Draft ... Signed by the Patriots (07/19/04).

CAREER HIGHLIGHTS

- ★ Wilfork enters the 2009 season having played in 77 games with 67 starts over five seasons with the Patriots (2004-08). The Patriots own a 60-17 (.779) record in Wilfork's 77 career regular-season games.
- ★ Since Wilfork joined the Patriots prior to the 2004 season, New England has allowed just 17.73 points per game (1,418 points in 80 games), a total that ranks third in the NFL over that span (2004-08), trailing only Pittsburgh (16.45) and Baltimore (17.45).
- ★ Wilfork finished second on the team with 85 tackles (53 solo) in 2008, starting all 16 games as part of a Patriots defense that ranked eighth in the NFL in allowing 19.3 points per game. His 85 tackles were the second highest total of his career (91 in 2005).
- ★ In 2008, Wilfork was selected by his teammates to be a team captain for the first time in his career.
- ★ In 2007, Wilfork earned his first career Pro Bowl selection and was named to the Associated Press All-Pro Second Team. Wilfork joined teammate Richard Seymour as the only Patriots defensive tackles to be selected to a Pro Bowl since the 1970 AFL-NFL merger.
- ★ Wilfork started every game in 2007 as part of a Patriots defense that allowed just 288.3 yards per game, the lowest total for a Patriots team since 1979.
- ★ In 2007, Wilfork was a leader on the first team in NFL history to complete a 16-0 regular season, as the Patriots tied the NFL's all-time mark with 18 overall victories and set a league record for point differential, outscoring opponents by 315 points.
- ★ In 2006, Wilfork was a starter on a Patriots defense that set a franchise record by allowing just 14.81 points per game. The defense allowed just 237 points, the fewest by any Patriots club over a 16-game season.
- ★ Wilfork finished fourth on the team with 81 tackles (46 solo) in 2006, a mark that ranked second among Patriots defensive linemen.
- ★ In 2005, Wilfork led all Patriots defensive linemen and ranked second on the team with a career-high 91 tackles (42 solo).
- ★ Wilfork was part of a defensive front that allowed an average of just 31.3 rushing yards per game in the month of December, 2005.
- ★ In 2004, Wilfork led all Patriots rookies with 57 tackles (35 solo) as the Patriots defense ranked sixth in the NFL against the run.
- ★ Wilfork enters the 2009 season having missed just three games to injury over his first five seasons, appearing in 77 of a possible 80 games.

SEASONAL REVIEWS

- ★ **2008 (16/16):** Named a defensive captain by his teammates for the first time ... Started all 16 games at nose tackle and finished second on the team with 85 tackles, the second highest single-season total of his career ... Recorded two sacks, three quarterback hits and a pass defended ... Led the team in tackles once (at SD) and tied for the team lead once (at MIA) in 2008 ... Tallied eight tackles (6 solo) against Kansas City (9/7) ... Led the team with five solo tackles at San Diego (10/12) ... Made three tackles and tallied one pass defended against St. Louis (10/26) ... Tipped a Marc Bulger pass at the line, breaking up an attempt intended for Keenan Burton ... Tallied seven tackles (5 solo) with one quarterback hit against Buffalo (11/9) ... Tied a then season high with eight tackles and tallied his first sack of the season against the N.Y. Jets (11/13) ... Dragged down Brett Favre for a 9-yard sack ... Tied for the team lead with six tackles (5 solo) and added his second sack in as many weeks at Miami (11/23) ... Hauled down Chad Pennington for a 4-yard sack ... Tallied six tackles against Pittsburgh (11/30) ... Combined with Le Kevin Smith to stuff Gary Russell for no gain on third and one at the Patriots' 2-yard line ... Tallied seven tackles, including five solo stops at Oakland (12/14) ... Blocked Sebastian Janikowski's extra point attempt, the first blocked PAT by a Patriot since 2002 ... Tallied five tackles and one quarterback hit against Arizona (12/21) ... Tallied a season high 10 tackles in the Patriots' first shutout victory since 2006 at Buffalo (12/28).
- ★ **2007 (16/16, 3/3):** Started at nose tackle in all 16 regular-season games for the second time in his career in 2007 ... Earned his first Pro Bowl selection ... Named to the Associated Press All-Pro second team ... Registered three tackles in the Patriots' victory over the New York Jets (9/9) ... Recovered a fumble by quarterback Philip Rivers on a strip-pass by Rosevelt Colvin while making five

EXTRA POINTS

- ★ Vince and his wife Bianca host an annual draft day fundraiser to support the Diabetes Research Institute. The event has grown in each of its five years, raising more than \$150,000 to fight diabetes, which claimed Vince's father while Vince was at the University of Miami.
- ★ Vince is an active member of the Mass Mentoring Partnership, a group dedicated to supporting mentoring in Massachusetts.
- ★ Vince's jersey number 75 was retired at Santaluces High School in Lantana, Fla., in September, 2008. His number was the first ever retired by the school.

tackles against San Diego (9/16) ... Helped to stuff Buffalo quarterback Trent Edwards for no gain as the Patriots defense hemmed the Bills in at their own 1-yard line and forced a punt against Buffalo (9/23) ... Tied Tedy Bruschi for the team lead in tackles with eight in a win over Cleveland (10/7) ... Registered his first sack of the season, dropping Browns quarterback Derek Anderson for a 10-yard loss ... Bottled up Cowboys running back Julius Jones for a loss of one yard in the first quarter, helping to stop a Cowboys drive in a win at Dallas (10/15) ... Tied a season high with eight tackles in the Patriots' comeback win at Baltimore (12/3) ... Helped the Patriots regain the ball for their game-winning fourth quarter drive by stuffing Willis McGahee for little gain ... Picked up his second sack of the season, taking down Ben Roethlisberger for an 8-yard loss against Pittsburgh (12/9) ... Dropped Willie Parker in the backfield for a 2-yard loss ... Contributed three tackles (2 solo) in the Patriots' win over the New York Jets (12/16) ... Talled two tackles for a loss or no gain in the Patriots' victory at the New York Giants (12/29) ... Partnered with Richard Seymour to drop Reuben Droughns for a 1-yard loss ... Made six tackles in the Patriots' AFC Division playoff win over Jacksonville (1/12) ... Tied for the team lead in tackles with seven in the Patriots' victory over San Diego in the AFC Championship Game (1/20) ... Credited with his first pass defended of the postseason, knocking down a Philip Rivers pass intended for Antonio Gates ... Made five tackles (4 solo) in Super Bowl XLII against the New York Giants (2/3).

★ **2006 (13/13, 3/3):** Despite missing the final three regular season contests, finished fourth on the team with 81 tackles (46 solo) ... Tied for the team lead in sacks once (at NYJ) ... Tied for team lead in quarterback hits once (at MIN) ... Made the start at nose tackle and notched five tackles (3 solo) against Buffalo (9/10) ... Registered seven tackles (5 solo), a sack and a quarterback hit against the N.Y. Jets (9/17) ... Sacked Chad Pennington for a 3-yard loss in the third quarter ... Finished tied for second on the team with 10 tackles (7 solo) against Denver (9/24) ... Combined with Junior Seau to stuff Tatum Bell for no gain on a rush off left guard in the final stanza ... Notched six tackles (5 solo), a fumble recovery and a pass defended against Buffalo (10/22) ... Recovered a fumble that was caused when Mike Vrabel strip-sacked JP Losman in the second quarter ... Batted down a pass at the line of scrimmage that was intended for Lee Evans in the third quarter ... Started at nose tackle and notched seven tackles (3 solo) against Indianapolis (11/5) ... Teamed with Ty Warren to stuff Joseph Addai for no gain on a rush off right guard in the fourth quarter ... Registered eight tackles (4 solo) against Chicago (11/26) ... Teamed with Jarvis Green to limit Thomas Jones to a 1-yard gain on third-and-two in the third quarter ... Notched three tackles (2 solo), a fumble recovery and a quarterback hit in a wild card game against the Jets (1/7) ... Stuffed Leon Washington for no gain on a rush up the middle in the first quarter ... Scooped up a Chad Pennington lateral that was batted down by Rosevelt Colvin and rumbled 31 yards to the Jets' 15-yard line in the third quarter ... Tied for second on the team with seven tackles (6 solo) in the AFC Championship at Indianapolis (1/21) ... Teamed with Mike Vrabel to stonewall Dominic Rhodes for a 2-yard loss on a rush up the middle in the second quarter.

★ **2005 (16/16, 2/2):** Started all 16 games and both playoff contests ... Led all Patriots defensive linemen and ranked second on the team with a career-high 91 tackles ... In the playoffs, ranked fifth on the team with 13 tackles (6 solo) and 0.5 sacks ... Notched a career-high 12 tackles (8 solo) against Buffalo (10/30) ... Was part of a defensive front that allowed an average of just 31.3 rushing yards per game in the month of December ... Finished with seven tackles (4 solo), including a split sack against Carolina (9/18) ...

★ ★ ★ HONORS & AWARDS ★ ★ ★									
2008									
USA Today's All-Joe Team									
2007									
AFC Pro Bowl Starter									
Associated Press All-Pro: Second Team									
Pro Football Weekly/PFWA All-AFC Team									
ESPN.com All-Pro Team									

Teamed with Rosevelt Colvin to drop Jake Delhomme for an 8-yard sack ... Finished second on the team with a career-high 12 tackles (8 solo) against Buffalo (10/30) ... Teamed with Mike Vrabel to stonewall Roscoe Parrish for a 6-yard loss on a reverse ... Notched eight tackles (3 solo) and a shared sack in the divisional playoffs against Denver (1/14) ... Teamed with Richard Seymour to stuff Tatum Bell for no gain on a rush off left guard in the fourth quarter ... Teamed with Seymour to drop Plummer for a sack in the fourth quarter.

★ **2004 (16/6, 3/1):** Played in all 16 games as a rookie with six starts at nose tackle ... Led all Patriots rookies with 57 tackles (35 solo) including two sacks ... Registered his first career NFL start in his first professional game (9/9) ... Collected his first career sack (10/3) ... Earned the start at nose tackle in Super Bowl XXXIX ... His presence on the line helped the Patriots defense rank sixth in the NFL against the run ... Started at nose tackle and recorded seven tackles (4 solo) in his NFL debut against Indianapolis (9/9) ... Preserved the Patriots' lead by recovering a fumble caused by Eugene Wilson at the Patriots 1-yard line with 3:43 remaining in the fourth quarter ... Started at nose tackle and registered five tackles (2 solo) and a sack against Buffalo (10/3) ... Collected his first career sack when he dropped Drew Bledsoe for a 1-yard loss in the fourth quarter ... Finished second on the team with a season-high 10 tackles (7 solo), including a sack and a pass defended against Miami (10/10) ... Sacked Jay Fiedler for a 10-yard loss in the first quarter ... Collected three tackles and a fumble recovery against Miami (12/20) ... Recovered a Chris Chambers fumble on a failed reverse attempt in the third quarter ... Started at nose tackle in the Patriots' 24-21 victory over the Eagles in Super Bowl XXXIX.

COLLEGE

Recorded 148 tackles (73 solos) with 14 sacks for losses of 60 yards and 37.5 stops for losses of 110 yards during his career from 2001-03 ... Also credited with 42 quarterback pressures, five forced fumbles and three fumble recoveries in 36 games at Miami. 2003 (Junior): All-American Dream Team selection and rated the best defensive tackle in the country by The NFL Draft Report ... Unanimous All-Big East Conference first-team choice ... Started all year at strong-side defensive tackle ... Finished fourth on the team with 64 tackles (31 solos), tied for the squad lead with six sacks for losses of 29 yards. 2002 (Sophomore): Played in 11 games ... Finished with 43 tackles (19 solos), ranked second on the team with seven sacks and placed fourth with 15 stops for losses ... Stopped Ohio State tailback Maurice Clarett for a seven-yard loss in the Fiesta Bowl. 2001 (Freshman): Played in every game as a reserve defensive tackle ... Recorded 41 tackles (23 solos) with a three-yard sack and ranked third on the team with 11 stops for losses.

PERSONAL

Vincent Lamar Wilfork was born the son of the late Barbara and David Wilfork on Nov. 4, 1981 ... A gifted athlete who also excelled on the Miami Hurricanes' track team, performing in the shot put ... Attended Santaluces (Lantana, Fla.) High ...

Regarded as one of Florida's top three defensive linemen after the 1999 season ... USA Today second-team All-American, adding Super Prep first-team All-American honors, as he was rated the No. 10 defensive lineman nationally by that publication ... Also lettered in track, finishing second in the state in the Class 6A shot put and discus ... Holds the Florida state high school record in the shot put with a 68-foot throw ... Majored in liberal arts at Miami ... Served as the honorary ringmaster for the Big Apple Circus in 2007 in a fundraising performance to benefit the Hole in the Wall Gang Camp ... Served as an honorary coach in the 2007 BELL Bowl, a fundraiser at Gillette Stadium to benefit the BELL Foundation ... In 2007, Vince was named one of the 100 greatest players in the history of Florida high school football by the Florida High School Athletic Association ... Participated in the 2008 Salvation Army Holiday Party at Gillette Stadium with nearly 250 children from the Boston and Providence Salvation Army centers ... Was honored by Children's Hospital Boston with

the Champion Award in December 2008, in recognition of his efforts on behalf of the hospital's patients and their families ... Vince and his wife Bianca have two children.

WILFORK'S SINGLE GAME CAREER HIGHS

Regular Season

Tackles:	12	vs. Buffalo (10/30/05)
Solos:	8	vs. Buffalo (10/30/05)
Assists:	6	at Kansas City (11/27/05)
		vs. Atlanta (10/9/05)
Sacks:	1	at N.Y. Jets (9/17/06)
		vs. Miami (10/10/04)
		at Buffalo (10/3/04)
Passes Defensed:	2	vs. Baltimore (11/28/04)
Fumble Recoveries:	1	Four times, most recent at Buffalo (10/22/05)

VINCE WILFORK

Pos: NT Ht: 6-2 Wt: 325 Year: 6th Acq: D1a-04 (21st) College: Miami (Fla.) Born: 11/4/81

REGULAR SEASON		TACKLES						INTERCEPTIONS						MISCELLANEOUS				
Year	Team	G/S	TT	UT	A	S	Yds	No	Yds	Avg	Lg	TD	PD	FF	FR	Yds	TD	SpT
2004	Patriots	16/6	57	35	22	2.0	11.0	0	0	0.0	0	0	3	0	2	0	0	0
2005	Patriots	16/16	91	42	49	0.5	4.0	0	0	0.0	0	0	1	0	1	0	0	0
2006	Patriots	13/13	81	46	35	1.0	3.0	0	0	0.0	0	0	1	0	1	0	0	0
2007	Patriots	16/16	70	42	28	2.0	18.0	0	0	0.0	0	0	2	0	1	0	0	0
2008	Patriots	16/16	85	53	32	2.0	13.0	0	0	0.0	0	0	1	0	0	0	0	0
Totals-5 years		77/67	384	218	166	7.5	49.0	0	0	0.0	0	0	8	0	5	0	0	0

Additional Statistics – Career Blocked Extra Points: Total (1); 2008 (1)

POSTSEASON			TACKLES					INTERCEPTIONS					MISCELLANEOUS					
Year	Team	G/S	TT	UT	A	S	Yds	No	Yds	Avg	Lg	TD	PD	FF	FR	Yds	TD	SpT
2004	Patriots	3/1	3	2	1	0.0	0.0	0	0	0.0	0	0	0	0	0	0	0	0
2005	Patriots	2/2	13	6	7	0.5	0.0	0	0	0.0	0	0	0	0	0	0	0	0
2006	Patriots	3/3	13	11	2	0.0	0.0	0	0	0.0	0	0	0	0	1	31	0	0
2007	Patriots	3/3	18	10	8	0.0	0.0	0	0	0.0	0	0	1	0	0	0	0	0
Totals-4 years		11/9	47	29	18	0.5	0.0	0	0	0.0	0	0	1	0	1	31	0	0

WILFORK'S CAREER GAME-BY-GAME

2004	Opponent	P/S	TT	UT	A	S	Yds	Int	Yds	PD	FF	FR	SpT	W/L	Score
09/09	Indianapolis	p	0	0	0	-	-	-	-	-	-	-	-	W	27-24
09/19	at Arizona	p	2	0	0	-	-	-	-	-	-	-	-	W	23-12
10/03	at Buffalo	S	2	3	1.0	1.0	-	-	-	-	-	-	-	W	31-17
10/10	Miami	S	10	7	3	1.0	1.0	-	1	-	-	-	-	W	24-10
10/17	Seattle	S	0	0	0	-	-	-	-	-	-	-	-	W	30-20
10/24	N.Y. Jets	S	2	2	0	-	-	-	-	-	-	-	-	W	13-7
10/31	at Pittsburgh	S	2	1	1	-	-	-	-	-	-	-	-	L	20-34
11/07	at St. Louis	p	2	0	2	-	-	-	-	-	-	-	-	W	40-22
11/14	Buffalo	p	1	1	0	-	-	-	-	-	-	-	-	W	29-6
11/22	at Kansas City	p	6	3	3	-	-	-	-	-	-	-	-	W	27-19
11/28	Baltimore	p	5	4	1	-	-	-	2	-	-	-	-	W	24-3
12/05	at Cleveland	p	1	1	0	-	-	-	-	-	-	-	-	W	42-15
12/12	Cincinnati	p	2	1	1	-	-	-	-	-	-	-	-	W	35-28
12/20	at Miami	p	3	1	2	-	-	-	1	-	-	-	-	L	28-29
12/26	at N.Y. Jets	p	3	3	0	-	-	-	-	-	-	-	-	W	23-7
01/02	San Francisco	p	6	3	3	-	-	-	-	-	-	-	-	W	21-7
2004 Totals		16/6	57	35	22	2.0	11.0	0	0	0	0	0	0	0	14-2
01/16	Indianapolis	p	2	2	0	-	-	-	-	-	-	-	-	W	20-3
01/23	at Pittsburgh	p	1	0	1	-	-	-	-	-	-	-	-	W	41-27
02/06	Philadelphia	S	0	0	0	-	-	-	-	-	-	-	-	W	24-21
2004 Postseason		3/1	3	2	1	0	0	0	0	0	0	0	0	0	3-0
2005	Opponent	P/S	TT	UT	A	S	Yds	Int	Yds	PD	FF	FR	SpT	W/L	Score
09/08	Oakland	S	2	1	1	-	-	-	-	-	-	-	-	W	30-20
09/18	at Carolina	S	7	4	3	0.5	4.0	-	-	-	-	-	-	L	17-27
09/25	at Pittsburgh	S	3	0	3	-	-	-	-	-	-	-	-	W	23-20
10/02	San Diego	S	7	5	2	-	-	-	-	-	-	-	-	L	17-41
10/09	at Atlanta	S	6	0	6	-	-	-	-	-	-	-	-	W	31-28
10/15	at Denver	S	5	3	2	-	-	-	-	-	-	-	-	L	20-28
10/30	Buffalo	S	12	8	4	-	-	-	-	-	-	-	-	W	21-16
11/07	Indianapolis	S	8	3	5	-	-	-	-	-	-	-	-	L	21-40
11/13	at Miami	S	9	5	4	-	-	-	-	-	-	-	-	W	23-16
11/20	New Orleans	S	3	0	3	-	-	-	1	-	-	-	-	W	24-27
11/27	at Kansas City	S	8	2	6	-	-	-	-	-	-	-	-	L	16-26
12/04	N.Y. Jets	S	6	4	2	-	-	-	-	-	-	-	-	W	16-3
12/11	at Buffalo	S	3	2	1	-	-	-	-	-	-	-	-	W	35-7
12/17	Tampa Bay	S	8	3	5	-	-	-	-	-	-	-	-	W	28-0
12/26	at N.Y. Jets	S	1	0	1	-	-	-	-	-	-	-	-	W	31-21
01/01	Miami	S	3	2	1	-	-	-	-	-	-	-	-	L	26-28
2005 Totals		16/16	91	42	49	0.5	4.0	0	0	0	0	0	0	0	10-6
01/07	Jacksonville	S	5	3	2	-	-	-	-	-	-	-	-	W	28-3
01/14	at Denver	S	8	3	5	0.5	0.0	-	-	-	-	-	-	L	13-27
2005 Postseason		2/2	13	6	7	0.5	0.0	0	0	0	0	0	0	0	1-1
2006	Opponent	P/S	TT	UT	A	S	Yds	Int	Yds	PD	FF	FR	SpT	W/L	Score
09/10	Buffalo	S	5	3	2	-	-	-	-	-	-	-	-	W	19-17
09/17	at N.Y. Jets	S	7	5	2	1.0	3.0	-	-	-	-	-	-	W	24-17
09/24	Denver	S	10	7	3	-	-	-	-	-	-	-	-	L	7-17
10/01	at Cincinnati	S	3	0	3	-	-	-	-	-	-	-	-	W	38-13
10/08	Miami	S	7	4	3	-	-	-	-	-	-	-	-	W	20-10
10/22	at Buffalo	S	6	5	1	-	-	-	1	-	-	-	-	W	28-6
10/30	at Minnesota	S	5	2	3	-	-	-	-	-	-	-	-	W	31-7
11/05	Indianapolis	S	7	3	4	-	-	-	-	-	-	-	-	L	20-27
11/12	N.Y. Jets	S	5	3	2	-	-	-	-	-	-	-	-	L	14-17
11/19	at Green Bay	S	5	1	4	-	-	-	-	-	-	-	-	W	35-0
11/26	Chicago	S	8	4	4	-	-	-	-	-	-	-	-	W	17-13
12/03	Detroit	S	7	5	2	-	-	-	-	-	-	-	-	W	28-21
12/10	at Miami	S	6	4	2	-	-	-	-	-	-	-	-	L	0-21
12/17	Houston	Inactive												W	40-7
12/24	at Jacksonville	Inactive												W	24-21
12/31	at Tennessee	Inactive												W	40-23
2006 Totals		13/13	81	46	35	1.0	3.0	0	0	0	0	0	0	0	12-4
01/07	N.Y. Jets	S	3	2	1	-	-	-	-	-	-	-	-	W	37-16
01/14	at San Diego	S	3	3	0	-	-	-	-	-	-	-	-	W	24-21
01/21	at Indianapolis	S	7	6	1	-	-	-	-	-	-	-	-	L	34-38
2006 Postseason		3/3	11	2	0.0	0.0	0	0	0	0	0	0	0	0	2-1
2007	Opponent	P/S	TT	UT	A	S	Yds	Int	Yds	PD	FF	FR	SpT	W/L	Score
09/09	at N.Y. Jets	S	3	1	2	-	-	-	-	-	-	-	-	W	38-14
09/16	San Diego	S	5	4	1	-	-	-	-	-	-	-	-	W	38-14
09/23	Buffalo	S	3	2	1	-	-	-	-	-	-	-	-	W	38-7
10/01	at Cincinnati	S	3	1	2	-	-	-	-	-	-	-	-	W	34-13
10/07	Cleveland	S	8	5	3	1.0	10.0	-	-	-	-	-	-	W	34-17
10/14	at Dallas	S	5	2	3	-	-	-	-	-	-	-	-	W	48-27
10/21	at Miami	S	5	4	1	-	-	-	-	-	-	-	-	W	49-28
10/28	Washington	S	6	3	3	-	-	-	-	-	-	-	-	W	52-7
11/04	at Indianapolis	S	4	2	0	-	-	-	-	-	-	-	-	W	24-20
11/18	at Buffalo	S	1	1	0	-	-	-	-	-	-	-	-	W	56-10
11/25	Philadelphia	S	3	2	1	-	-	-	-	-	-	-	-	W	31-28




#26
Tank WILLIAMS
SAFETY

HT: **6-2** WT: **223 lbs**
 Born: **6/30/80**
 Exp. (NFL/Patriots): **8/2**
 GP/GS (Playoffs): **70/59 (4/4)**
 Acq: **UFA (MIN)-08**
 College: **Stanford**
 Hometown: **Bay St. Louis, Miss.**

CAREER TRANSACTIONS

Tank Williams was signed by the Patriots as an unrestricted free agent on March 6, 2008 ... Originally drafted by the Tennessee Titans in the second round (45th overall) of the 2002 NFL Draft ... Placed on injured reserve with a knee injury (11/29/04) ... Signed by the Minnesota Vikings as an unrestricted free agent (3/23/06) ... Placed on injured reserve with a knee injury (8/7/06) ... Released by the Vikings (3/2/07) ... Re-signed by the Vikings (3/3/07) ... Placed on injured reserve with a knee injury (8/9/08) ... Re-signed by the Patriots (3/16/09).

CAREER HIGHLIGHTS

- ★ Williams joined the Patriots in 2008 as a veteran of six NFL seasons with the Tennessee Titans (2002-05) and Minnesota Vikings (2006-07).
- ★ Williams enters the 2009 season having played in 70 career games with 59 starts and has recorded 303 career tackles (232 solo), 4.5 sacks, five interceptions for 14 yards, 27 passes defended, four forced fumbles and three fumble recoveries. He has also blocked two field goals.
- ★ Williams spent the first four years of his career in Tennessee (2002-05), starting all 57 games in which he appeared over that span, recording 285 tackles (220 solo), 4.5 sacks and five interceptions.
- ★ As a rookie in 2002, Williams started every game for the Titans and totaled 69 tackles, posting at least five tackles in a game eight times, and recording an interception, 10 passes defended and adding a strip-sack that resulted in a fumble return for a touchdown against Indianapolis. He also blocked a field goal in the 2002 regular season finale.
- ★ In 2003, Williams once again started every game and finished fourth on the Titans with 81 tackles, helping Tennessee lead the NFL in rushing defense.
- ★ In 2005, Williams started every game for the Titans and led all Tennessee defensive backs with a career-high 83 tackles.

SEASONAL REVIEWS


- ★ **2008 (0/0):** Placed on injured reserve on Aug. 9 due to a knee injury suffered in the preseason opener and missed the entire 2008 season.
- ★ **2007 (13/2 – Minnesota):** Started a pair of games, at Dallas (10/21) and vs. Philadelphia (10/28) ... Led the Vikings with four tackles for loss at Dallas (10/21) and had eight tackles on the day ... His start at Dallas was his first since the 2005 season final with Tennessee.
- ★ **2006 (0/0 – Minnesota):** Spent the entire season on injured reserve after fracturing his left knee in training camp ... Signed with the Vikings as an unrestricted free agent on 3/23/06.
- ★ **2005 (16/16 – Tennessee):** Started all 16 games for the Titans and led all defensive backs with a career-high 83 tackles ... Tied for fourth on the team with seven passes defended ... In the season opener, posted a career-high 10 tackles at Pittsburgh (9/11) ... Posted four tackles, a pass defended, and picked off Marc Bulger at St. Louis (9/25) ... Recorded eight tackles vs. Cincinnati (10/16) ... Matched his career high with 10 tackles vs. Houston (12/11) and also blocked a 37-yard field goal attempt by Kris Brown in the fourth quarter with the score tied at 10 in a game that the Titans went on to win 13-

10 ... Registered nine tackles, a pass defended, and a fumble recovery that led to a Titans field goal at Miami (12/24).

★ **2004 (9/9 – Tennessee):** Had a promising season cut short by injury ... Started the opening nine games of the season before suffering a knee injury vs. Chicago (11/14) ... Placed on injured reserve on Nov. 29 ... In season opener at Miami (9/11), posted six tackles and two passes defended and helped the Titans limit Miami to 65 yards rushing ... Intercepted Brett Favre and returned it 13 yards and recovered a Donald Driver fumble and returned it 28 yards in Monday Night Football game at Green Bay (10/11) to earn a spot on the MNF Horse Trailer ... Sacked David Carr and forced a fumble on the play vs. Houston (10/17) and added six tackles ... Matched career high with nine tackles vs. Chicago (11/14) before suffering a knee injury.

★ **2003 (16/16, 2/2 – Tennessee):** Started all 16 games and finished fourth on the team with 81 tackles ... Helped Titans finish first in the NFL against the run ... Tipped a field goal attempt by Jeff Reed at Pittsburgh (9/28) that bounced off crossbar and also pressured Tommy Maddox to force an interception ... Posted eight tackles and a 0.5 sacks of Tom Brady at New England (10/5) ... Recorded a career-high nine tackles vs. Houston (10/12) ... Posted a career-high two interceptions vs. Tampa Bay (12/28) when he picked off Brad Johnson twice ... Started both playoff games, including a Wild Card game at Baltimore (1/3/04) when the Titans held Jamal Lewis to 35 yards rushing.

★ **2002 (16/16, 2/2 – Tennessee):** Started every game as a rookie and registered 69 tackles ... Posted five or more tackles in eight games on the season ... Made six tackles in his NFL debut vs. Philadelphia (9/8) ... Recorded a season-high 8 tackles at Dallas (9/15) ... Registered five tackles and a 0.5 sacks of David Garrard vs. Jacksonville (10/13) ... Posted a sack of Peyton Manning that caused a fumble at Indianapolis (11/3), which was recovered by Keith Bulluck and returned 61 yards for a TD and forced FB Jim Finn to fumble, which resulted in Titans field goal ... Posted his first career interception vs. Indianapolis (12/8) when he picked off Peyton Manning in the end zone ... Blocked a Kris Brown field goal attempt in the season finale at Houston (12/29) ... Started both playoff contests and posted 9 tackles.



EXTRA POINTS

- ★ Tank took part in the 2007 and 2006 NFL Business Management and Entrepreneurial Program, attending classes at the University of Pennsylvania's Wharton School in 2007 and attending at his alma mater, Stanford, in 2006.
- ★ Tank's given name is Clevan, but he was nicknamed "Tank" growing up because he drank so much milk as a kid that his sister told his mother that she should "give him a tank of milk instead of a bottle."

COLLEGE

All-American first-team selection at Stanford, becoming the first defensive back in school history to earn national first-team honors ... Was a four-year letterman ... Finished his college career with 203 tackles, 5.0 sacks, nine interceptions and 18 passes defended ... Earned first-team All-Pac-10 honors as a senior ... Tied for third in the conference with five interceptions and finished second on the team with 68 tackles ... Earned second-team All-Pac-10 honors as a junior ... Played in nine games with six starts at free safety as a sophomore ... Played in 10 games as a true freshman.

PERSONAL

Clevan Williams was born on June 30, 1980 in Gulfport, Miss. ... Named first-team All-District as junior and senior at Bay St. Louis (Miss.) High School, playing both quarterback and safety ... As a senior, posted 600 yards on 80 carries and four touchdowns while throwing for more than 750 yards and three touchdowns ... Tallied over 1,200 yards in total offense and scored 12 touchdowns as a junior ... Supported the African-American Adoption Agency during the 2006 season ... Has donated football equipment to his high school alma mater, Bay St. Louis High ... Named Grand Marshal for the 2003 Mardi Gras Festivities Parade in Bay St. Louis, which was attended by more than 15,000 people ... Aspires to a career in real estate or broadcasting following his football-playing days ... Graduated with a degree in political science in June 2002.

★ ★ ★ ★ TANK WILLIAMS ★ ★ ★ ★

Pos: S Ht: 6-2 Wt: 223 Year: 8th Acq: FA-08 College: Stanford Born: 6/30/80

REGULAR SEASON			TACKLES					INTERCEPTIONS						MISCELLANEOUS					
Year	Team	G/S	TT	UT	A	S	Yds	No	Yds	Avg	Lg	TD	PD	FF	FR	Yds	TD	SpT	
2002	Titans	16/16	69	55	14	2.0	23.5	1	0	0.0	0	0	10	2	1	0	0		
2003	Titans	16/16	81	58	23	0.5	6.0	2	0	0.0	0	0	5	0	0	0	0	1	
2004	Titans	9/9	52	42	10	1.0	18.0	1	13	13.0	13	0	3	1	1	28	0	0	
2005	Titans	16/16	83	65	18	0.0	0.0	1	1	1.0	1	0	7	1	1	5	0	0	
2006	Vikings	0/0						Injured Reserve											
2007	Vikings	13/2	18	12	6	0.0	0.0	0	0	0.0	0	0	2	0	0	0	0	0	
2008	Patriots	0/0						Injured Reserve											
Totals-7 years		70/59	303	232	71	3.5	47.5	5	14	2.8	13	0	27	4	3	33	0	2	
POSTSEASON			TACKLES					INTERCEPTIONS						MISCELLANEOUS					
Year	Team	G/S	TT	UT	A	S	Yds	No	Yds	Avg	Lg	TD	PD	FF	FR	Yds	TD	SpT	
2002	Titans	2/2	9	8	1	0.0	0.0	0	0	0.0	0	0	0	0	0	0	0	0	
2003	Titans	2/2	4	3	1	0.0	0.0	0	0	0.0	0	0	0	0	0	0	0	1	
Totals-2 years		4/4	13	11	2	0.0	0.0	0	0	0.0	0	0	0	0	0	0	0	1	

Additional Statistics: Blocked Field Goals (2); 2003 (1, 9/28/03), 2002 (1, 12/29/03).

★ ★ ★ ★ WILLIAMS' CAREER GAME-BY-GAME ★ ★ ★ ★

2002	Opponent	P/S	TT	UT	A	S	/Yds	Int	/Yds	PD	FF	FR	SpT
09/08	Philadelphia	S	6	4	2	-	-	-	-	-	-	-	-
09/15	at Dallas	S	8	8	0	-	-	-	1	-	-	-	-
09/22	Cleveland	S	4	4	0	-	-	-	-	-	-	-	-
09/29	at Oakland	S	2	2	0	-	-	-	-	-	-	-	-
10/06	Washington	S	3	2	1	-	-	-	-	-	-	-	-
10/13	Jacksonville	S	5	3	2	0.5	2.5	-	-	-	-	-	-
10/27	at Cincinnati	S	5	4	1	-	-	-	2	-	-	-	-
11/03	at Indianapolis	S	4	0	0	1.0	18.0	-	-	-	2	1	-
11/10	Houston	S	5	3	2	-	-	-	-	-	-	-	-
11/17	Pittsburgh	S	3	3	0	0.5	3.0	-	-	-	-	-	-
11/24	at Baltimore	S	4	4	0	-	-	-	-	-	-	-	-
12/01	at N.Y. Giants	S	7	4	3	-	-	-	1	-	-	-	-
12/08	Indianapolis	S	4	3	1	-	-	1	0	1	-	-	-
12/16	New England	S	0	0	0	-	-	-	-	-	-	-	-
12/22	at Jacksonville	S	4	2	2	-	-	-	2	-	-	-	-
12/29	at Houston	S	5	5	0	-	-	-	3	-	-	-	-
2002 Totals		16/16	69	55	14	2.0	23.5	1	0	10	2	1	1
01/11	Pittsburgh	S	3	2	1	-	-	-	-	-	-	-	-
01/19	at Oakland	S	6	6	0	-	-	-	-	-	-	-	-
2002 Postseason		2/2	9	8	1	0.0	0.0	0	0	0	0	0	0
2003	Opponent	P/S	TT	UT	A	S	/Yds	Int	/Yds	PD	FF	FR	SpT
09/07	Oakland	S	7	4	3	-	-	-	-	-	-	-	-
09/14	at Indianapolis	S	2	1	1	-	-	-	-	-	-	-	-
09/21	New Orleans	S	5	4	1	-	-	-	-	-	-	-	-
09/28	Pittsburgh	S	7	3	4	-	-	-	1	-	-	-	-
10/05	at New England	S	8	6	2	0.5	6	-	-	-	-	-	-
10/12	Houston	S	9	8	1	-	-	-	-	-	-	-	-
10/19	at Carolina	S	1	0	1	-	-	-	-	-	-	-	-
10/26	at Jacksonville	S	1	1	0	-	-	-	-	-	-	-	-
11/09	Miami	S	5	4	1	-	-	-	-	-	-	-	-
11/16	Jacksonville	S	6	4	2	-	-	-	-	-	-	-	-
11/23	at Atlanta	S	6	4	2	-	-	-	-	-	-	-	-
12/01	at N.Y. Jets	S	6	4	2	-	-	-	-	-	-	-	-
12/07	Indianapolis	S	6	4	2	-	-	-	-	-	-	-	-
12/14	Buffalo	S	4	4	0	-	-	-	-	-	-	-	-
12/21	at Houston	S	3	2	1	-	-	-	1	-	-	-	-
12/28	Tampa Bay	S	6	5	1	-	-	2	3	-	-	-	-
2003 Totals		16/16	81	58	23	0.5	6	2	0	5	0	0	0
01/03	at Baltimore	S	1	1	0	-	-	-	-	-	-	-	-
01/10	at New England	S	3	2	1	-	-	-	-	-	-	-	-
2003 Postseason		2/2	4	3	1	-0.0	0.0	0	0	0	0	0	0
2004	Opponent	P/S	TT	UT	A	S	/Yds	Int	/Yds	PD	FF	FR	SpT
09/11	at Miami	S	6	4	2	-	-	-	2	-	-	-	-
09/19	Indianapolis	S	5	3	2	-	-	-	-	-	-	-	-
09/26	Jacksonville	S	8	8	0	-	-	-	-	-	-	-	-
10/03	at San Diego	S	6	6	0	-	-	-	-	-	-	-	-
10/11	at Green Bay	S	4	3	1	-	-	1	13	1	-	-	-
10/17	Houston	S	6	4	2	0.5	13.0	-	-	-	-	-	-
10/24	at Minnesota	S	4	3	1	-	-	-	-	-	-	-	-
10/31	Cincinnati	S	4	3	1	-	-	-	-	-	-	-	-
11/14	Chicago	S	9	8	1	-	-	-	-	-	-	-	-
11/21	at Jacksonville												
11/28	at Houston												
12/05	at Indianapolis												
2004 Totals		9/9	52	42	10	1.0	18.0	1	13	0	1	1	0
2005	Opponent	P/S	TT	UT	A	S	/Yds	Int	/Yds	PD	FF	FR	SpT
09/11	at Pittsburgh	S	10	7	3	-	-	-	-	-	-	-	-
09/18	Baltimore	S	5	4	1	-	-	-	-	-	-	-	-
09/25	at St. Louis	S	4	4	0	-	-	-	1	1	1	1	-
10/02	Indianapolis	S	3	2	1	-	-	-	-	-	-	-	-
10/09	at Houston	S	3	3	0	-	-	-	-	-	-	-	-
10/16	Cincinnati	S	8	6	2	-	-	-	-	-	-	-	-
10/23	at Arizona	S	5	4	1	-	-	-	-	-	-	-	-
10/30	Oakland	S	5	5	0	-	-	-	-	-	1	-	-
11/06	Cleveland	S	3	3	0	-	-	-	-	-	-	-	-
11/20	Jacksonville	S	4	1	3	-	-	-	1	-	-	-	-
11/27	San Francisco	S	1	1	0	-	-	-	-	-	1	-	-
12/04	at Indianapolis	S	4	4	0	-	-	-	-	-	-	-	-
12/11	Houston	S	10	8	2	-	-	-	-	-	-	-	-
12/18	Seattle	S	3	2	1	-	-	-	-	-	-	-	-
12/24	at Miami	S	9	6	3	-	-	-	-	-	2	-	1
01/01	at Jacksonville	S	6	5	1	-	-	-	-	-	1	-	-
2005 Totals		16/16	83	65	18	0.0	0.0	1	13	0	1	1	0
2006	Opponent	P/S	TT	UT	A	S	/Yds	Int	/Yds	PD	FF	FR	SpT
Williams was on the reserve/injured list for the entire 2006 season.													
2007	Opponent	P/S	TT	UT	A	S	/Yds	Int	/Yds	PD	FF	FR	SpT
09/09	Atlanta	p	0	0	0	-	-	-	-	-	-	-	-
09/16	at Detroit	p	1	1	0	-	-	-	-	-	-	-	-
09/23	at Kansas City	p	0	0	0	-	-	-	-	-	-	-	-
09/30	Green Bay	p	0	0	0	-	-	-	-	-	-	-	-
10/14	at Chicago	p	0	0	0	-	-	-	-	-	-	-	-
10/21	Dallas	S	8	4	4	-	-	-	-	-	2	-	-
10/28	Philadelphia	S	4	3	1	-	-	-	-	-	-	-	-
11/04	San Diego	p	2	2	0	-	-	-	-	-	-	-	-
11/11	at Green Bay	p	1	1	0	-	-	-	-	-	-	-	-
11/18	Oakland	p	1	0	0	-	-	-	-	-	-	-	-
11/25	at N.Y. Giants	p	0	0	0	-	-	-	-	-	-	-	-
12/02	Detroit												
12/09	at San Francisco												
12/17	Chicago												
12/23	Washington	p	1	0	1	-	-	-	-	-	-	-	-
12/30	at Denver	p	0	0	0	-	-	-	-	-	-	-	-
2007 Totals		13/12	18	12	6	0.0	0.0	0	2	0	0	0	0
2008	Opponent	P/S	TT	UT	A	S	/Yds	Int	/Yds	PD	FF	FR	SpT
Williams was on the reserve/injured list for the entire 2008 season.													





#58

Pierre Woods

HT: 6-5 WT: 255 lbs
 Born: 1/6/82
 Exp. (NFL/Patriots): 4/4
 GP/GS (Playoffs): 36/3 (6/0)
 Acq: FA-06
 College: Michigan
 Hometown: Cleveland, Ohio

★ ★ ★ ★ ★
LINEBACKER

CAREER TRANSACTIONS

Pierre Woods was signed by the New England Patriots as an undrafted free agent on May 8, 2006 ... Placed on injured reserve with a jaw injury (12/13/08).

CAREER HIGHLIGHTS

- ★ Woods enters the 2009 season having played in 36 games with three starts in three seasons since being signed by the Patriots as an undrafted rookie free agent in 2006.
- ★ Woods enters 2009 having totaled 44 career special teams tackles in 36 career games.
- ★ Woods' total of 44 special teams tackles since joining the Patriots in 2006 is more than any other Patriots player over that span from 2006-08 (Larry Izzo, 43).
- ★ Woods made his first career start against the N.Y. Jets on Nov. 13, 2008 and finished the game with a career-high nine tackles (7 solo).
- ★ In 2007, Woods led the Patriots with 22 special teams tackles, the highest total by a Patriots player in the previous three seasons entering 2009.
- ★ Woods was the team's undrafted rookie free agent to make the Patriots' opening-day roster in 2006 and finished fourth on the team with 11 special teams tackles that season.

SEASONAL REVIEWS


- ★ **2008 (12/3):** Played in the first 12 games of the season, starting his final three contests before suffering a season-ending jaw injury against Pittsburgh (11/30) ... Recorded a career-high 27 tackles (20 solo), including his first career sack ... Tied for third on the team with 11 special teams tackles ... Led the team in special teams tackles three times (at SF, at SD, vs. DEN) ... Made his first career start against the N.Y. Jets (11/13) ... Tallied a career-high nine tackles (7 solo) against the Jets ... Placed on injured reserve with a jaw injury (12/14) ... Led the team with two special teams tackles at San Francisco (10/5) ... Led the team for the second straight week with two special teams tackles while contributing two solo tackles in coverage at San Diego (10/12) ... Tallied a season high three special teams tackles against Denver (10/20) ... Registered one quarterback hit ... Made one tackle in addition to one special teams tackle against St. Louis (10/26) ... Tallied two tackles along with one special teams tackle against Buffalo (9/9) ... Made his first NFL start at outside linebacker against the N.Y. Jets (11/13) in place of an injured Adalius Thomas ... Tallied a single game career high nine tackles (7 solo) ... Dragged down Brett Favre after a 5-yard loss for his first sack of the season ... Battled down a Brett Favre pass intended for Dustin Keller on the goal line, keeping the Jets out of the end zone and limiting New York to a field goal ... Started at outside linebacker and registered three solo tackles at Miami (11/23) ... Started at outside linebacker, making five tackles against Pittsburgh (11/30) ... Combined with Jerod Mayo to drag down Willie Parker for a 2-yard loss.
- ★ **2007 (16/0, 3/0):** Played in all 16 regular-season games for the first time in his career in 2007 ... Led the team with 22 special teams tackles ... Tied for the team lead with two special

teams tackles in the Patriots' victory over Buffalo (9/23)... Saw action on special teams coverage units and led the team with three special teams tackles at Cincinnati (10/1) ... Registered one solo tackle and a special teams tackle at Buffalo (11/18) ... Saw action on special teams coverage units, making two tackles in the Patriots' comeback win over Philadelphia (11/25) ... Led the team with a season-high four special teams tackles in a win over Pittsburgh (12/9) ... Made two special teams tackles to run his team-leading total to 22 on the season at the New York Giants (12/29) ... Saw action in reserve at outside linebacker and on special teams coverage and return units in Super Bowl XLII (2/3) ... Made two special teams tackles in Super Bowl XLII and also made one solo defensive tackle.

- ★ **2006 (8/0, 3/0):** Saw action in eight games as a rookie and finished fourth on the team with 11 special teams tackles ... Saw action in a reserve role on special teams during his NFL debut against Buffalo (9/10) ... Tied for the team lead in special teams tackles four times (at GB, vs. CHI, vs. DET, at MIA) ... Tied for the team lead with two special teams tackles at Green Bay (11/19) ... Led the team with four special teams tackles against Detroit (12/3) ... Tied for the team lead with two special teams tackles on coverage units at Miami (12/10) ... Posted a solo special teams tackle on coverage units in the divisional playoffs against San Diego (1/14) ... Helped knock Eric Parker off the ball after he muffed a punt in the third quarter, allowing David Thomas to recover the fumble at the San Diego 31-yard line ... Led the team with two special teams tackles in the AFC Championship Game at Indianapolis (1/21).

COLLEGE

As a senior in 2005, played in all 12 games and made five starts at linebacker ... Amassed 24 tackles, 11 tackles for loss, three sacks, one pass breakup and two forced fumbles ... In 2004, played in 12 games, recording 22 tackles, one tackle for loss and one fumble recovery ... Tallied 68 tackles as a sophomore, which ranked second best on the team ... All-Big Ten second team ... Started all 13 games at outside linebacker ... Led team with 14 tackles for loss and seven sacks ... Recorded five tackles, including two tackles for loss and one sack against Southern California in the Rose Bowl ... Appeared in all 13 games as a redshirt freshman ... Did not see any action as a freshman.



EXTRA POINTS ★

- ★ Pierre has done work for Kraft Sports Productions, the Patriots' in-house broadcast production department, including voiceovers for the team's weekly show, Patriots All Access.
- ★ Pierre loves to drive, and will often choose to drive long distances instead of flying. He once drove from Ann Arbor, Mich. to Tampa, Fla., an 18-hour drive, without stopping to rest.

PERSONAL

Pierre Woods was born on January 6, 1982 ... Two-year letterman at Glenville High School ... His high school coach was Ted Ginn, Sr. ... High school teammates with the Dolphins' Ted Ginn, Jr., the Bills' Donte Whitner and the Ravens' Troy Smith ... Recorded 173 tackles and 42 sacks, caused seven fumbles and intercepted one pass during prep career ... Tallied 34 career receptions for 581 yards and 13 touchdowns as a tight end ... Registered 92 tackles, 26 sacks, five forced fumbles and one interception during senior

campaign ... *USA Today* High School All-America second-team ... Four-year letterman and three-year starter on the varsity basketball team ... Majored in general studies at Michigan ... Supporter of the Multiple Myeloma Research Foundation's Race for Research ... In 2007, addressed the fall athletes at Foxborough High School on the dangers of drugs and alcohol ... Supporter of the Tufts Floating Hospital for Children in Boston ... Enjoys spending time with family ... Pierre's family includes his wife, Doris, son, Pierre Jr., and daughter, Paris.

PIERRE WOODS

Pos: LB Ht: 6-5 Wt: 255 Year: 4th Acq: FA-06 College: Michigan Born: 1/6/82

REGULAR SEASON		TACKLES						INTERCEPTIONS						MISCELLANEOUS				
Year	Team	G/S	TT	UT	A	S	Yds	No	Yds	Avg	Lg	TD	PD	FF	FR	Yds	TD	SpT
2006	Patriots	8/0	2	1	1	0.0	0.0	0	0	0.0	0	0	0	0	0	0	0	11
2007	Patriots	16/0	2	1	1	0.0	0.0	0	0	0.0	0	0	0	0	0	0	0	22
2008	Patriots	12/3	27	20	7	1.0	5.0	0	0	0.0	0	0	1	0	0	0	0	11
Totals-3 years		36/3	31	22	9	1.0	5.0	0	0	0.0	0	0	1	0	0	0	0	44
POSTSEASON		TACKLES						INTERCEPTIONS						MISCELLANEOUS				
Year	Team	G/S	TT	UT	A	S	Yds	No	Yds	Avg	Lg	TD	PD	FF	FR	Yds	TD	SpT
2006	Patriots	3/0	0	0	0	0.0	0.0	0	0	0.0	0	0	0	0	0	0	0	4
2007	Patriots	3/0	1	1	0	0.0	0.0	0	0	0.0	0	0	0	0	0	0	0	3
Totals-2 years		6/0	1	1	0	0.0	0.0	0	0	0.0	0	0	0	0	0	0	0	7

Wright

WOODS' CAREER GAME-BY-GAME

Year	Opponent	P/S	TT	UT	A	S	Yds	Int	Yds	PD	FF	FR	SpT	W/L	Score
2006	Opponent	P/S	TT	UT	A	S <td>Yds<td>Int<td>Yds<td>PD<td>FF<td>FR<td>SpT<td>W/L<td>Score</td></td></td></td></td></td></td></td></td>	Yds <td>Int<td>Yds<td>PD<td>FF<td>FR<td>SpT<td>W/L<td>Score</td></td></td></td></td></td></td></td>	Int <td>Yds<td>PD<td>FF<td>FR<td>SpT<td>W/L<td>Score</td></td></td></td></td></td></td>	Yds <td>PD<td>FF<td>FR<td>SpT<td>W/L<td>Score</td></td></td></td></td></td>	PD <td>FF<td>FR<td>SpT<td>W/L<td>Score</td></td></td></td></td>	FF <td>FR<td>SpT<td>W/L<td>Score</td></td></td></td>	FR <td>SpT<td>W/L<td>Score</td></td></td>	SpT <td>W/L<td>Score</td></td>	W/L <td>Score</td>	Score
09/10	Buffalo	p	0	0	0	-	-	-	-	-	-	-	-	W	52-7
09/17	at N.Y. Jets					Inactive								W	24-20
09/24	Denver					Inactive								L	17-7
10/01	at Cincinnati					Inactive								W	31-28
10/08	Miami					Did Not Play								W	27-24
10/22	Buffalo	p	0	0	0	-	-	-	-	-	-	-	-	W	34-13
10/30	at Minnesota					Inactive								W	28-7
11/05	Indianapolis					Inactive								L	20-27
11/12	N.Y. Jets					Inactive								L	14-17
11/19	at Green Bay	p	0	0	0	-	-	-	-	-	-	-	-	W	35-0
11/26	Chicago	p	0	0	0	-	-	-	-	-	-	-	-	W	17-13
12/03	Detroit	p	0	0	0	-	-	-	-	-	-	-	-	W	28-21
12/10	at Miami	p	0	0	0	-	-	-	-	-	-	-	-	L	0-21
12/17	Houston	p	1	0	1	-	-	-	-	-	-	-	-	W	40-7
12/24	at Jacksonville	p	0	0	0	-	-	-	-	-	-	-	-	W	24-21
12/31	at Tennessee	p	1	1	0	-	-	-	-	-	-	-	-	W	40-23
2006 Totals		8/0	2	1	1	0.0	0.0	0	0	0	0	0	11	12-4	
01/14	N.Y. Jets	p	0	0	0	-	-	-	-	-	-	-	-	W	37-16
01/07	at San Diego	p	0	0	0	-	-	-	-	-	-	-	-	W	24-21
01/21	at Indianapolis	p	0	0	0	-	-	-	-	-	-	-	-	L	34-38
2006 Postseason		3/0	0	0	0	0.0	0.0	0	0	0	0	0	4	2-1	
Year	Opponent	P/S	TT	UT	A	S	Yds	Int	Yds	PD	FF	FR	SpT	W/L	Score
2007	Opponent	P/S <td>TT<td>UT<td>A<td>S<td>Yds<td>Int<td>Yds<td>PD<td>FF<td>FR<td>SpT<td>W/L<td>Score</td></td></td></td></td></td></td></td></td></td></td></td></td>	TT <td>UT<td>A<td>S<td>Yds<td>Int<td>Yds<td>PD<td>FF<td>FR<td>SpT<td>W/L<td>Score</td></td></td></td></td></td></td></td></td></td></td></td>	UT <td>A<td>S<td>Yds<td>Int<td>Yds<td>PD<td>FF<td>FR<td>SpT<td>W/L<td>Score</td></td></td></td></td></td></td></td></td></td></td>	A <td>S<td>Yds<td>Int<td>Yds<td>PD<td>FF<td>FR<td>SpT<td>W/L<td>Score</td></td></td></td></td></td></td></td></td></td>	S <td>Yds<td>Int<td>Yds<td>PD<td>FF<td>FR<td>SpT<td>W/L<td>Score</td></td></td></td></td></td></td></td></td>	Yds <td>Int<td>Yds<td>PD<td>FF<td>FR<td>SpT<td>W/L<td>Score</td></td></td></td></td></td></td></td>	Int <td>Yds<td>PD<td>FF<td>FR<td>SpT<td>W/L<td>Score</td></td></td></td></td></td></td>	Yds <td>PD<td>FF<td>FR<td>SpT<td>W/L<td>Score</td></td></td></td></td></td>	PD <td>FF<td>FR<td>SpT<td>W/L<td>Score</td></td></td></td></td>	FF <td>FR<td>SpT<td>W/L<td>Score</td></td></td></td>	FR <td>SpT<td>W/L<td>Score</td></td></td>	SpT <td>W/L<td>Score</td></td>	W/L <td>Score</td>	Score
09/07	at N.Y. Jets	p	0	0	0	-	-	-	-	-	-	-	-	W	17-10
09/16	San Diego	p	0	0	0	-	-	-	-	-	-	-	-	W	19-10
09/23	Buffalo	p	0	0	0	-	-	-	-	-	-	-	-	L	13-38
10/01	at Cincinnati	p	0	0	0	-	-	-	-	-	-	-	-	W	30-21
10/07	Cleveland	p	0	0	0	-	-	-	-	-	-	-	-	W	41-7
10/14	Dallas	p	0	0	0	-	-	-	-	-	-	-	-	W	23-16
10/21	at Miami	p	1	0	1	-	-	-	-	-	-	-	-	L	15-18
10/28	Washington	p	0	0	0	-	-	-	-	-	-	-	-	W	20-10
11/04	at Indianapolis	p	0	0	0	-	-	-	-	-	-	-	-	W	24-20
11/18	at Buffalo	p	1	1	0	-	-	-	-	-	-	-	-	W	56-10
11/25	Philadelphia	p	0	0	0	-	-	-	-	-	-	-	-	W	31-28
12/03	at Baltimore	p	0	0	0	-	-	-	-	-	-	-	-	W	27-24
12/09	Pittsburgh	p	0	0	0	-	-	-	-	-	-	-	-	W	34-13
12/16	N.Y. Jets	p	0	0	0	-	-	-	-	-	-	-	-	W	20-10
12/23	Miami	p	0	0	0	-	-	-	-	-	-	-	-	W	28-7
12/29	at N.Y. Giants	p	0	0	0	-	-	-	-	-	-	-	-	W	38-35
2007 Totals		16/0	2	1	1	0.0	0.0	0	0	0	0	0	21	16-0	
01/12	Jacksonville	p	0	0	0	-	-	-	-	-	-	-	-	W	31-20
01/20	San Diego	p	0	0	0	-	-	-	-	-	-	-	-	W	21-12
02/03	N.Y. Giants	p	1	1	0	-	-	-	-	-	-	-	-	L	14-17
2007 Postseason		3/0	1	1	0	0.0	0.0	0	0	0	0	0	3	2-1	
Year	Opponent	P/S	TT	UT	A	S	Yds	Int	Yds	PD	FF	FR	SpT	W/L	Score
2008	Opponent	P/S <td>TT<td>UT<td>A<th>S</th><th>Yds</th><th>Int</th><th>Yds</th><th>PD</th><th>FF</th><th>FR</th><th>SpT</th><th>W/L</th><th>Score</th></td></td></td>	TT <td>UT<td>A<th>S</th><th>Yds</th><th>Int</th><th>Yds</th><th>PD</th><th>FF</th><th>FR</th><th>SpT</th><th>W/L</th><th>Score</th></td></td>	UT <td>A<th>S</th><th>Yds</th><th>Int</th><th>Yds</th><th>PD</th><th>FF</th><th>FR</th><th>SpT</th><th>W/L</th><th>Score</th></td>	A <th>S</th> <th>Yds</th> <th>Int</th> <th>Yds</th> <th>PD</th> <th>FF</th> <th>FR</th> <th>SpT</th> <th>W/L</th> <th>Score</th>	S	Yds	Int	Yds	PD	FF	FR	SpT	W/L	Score
09/07	Kansas City	p	0	0	0	-	-	-	-	-	-	-	-	W	17-10
09/14	at N.Y. Jets	p	2	2	0	-	-	-	-	-	-	-	-	W	19-10
09/21	Miami	p	3	3	0	-	-	-	-	-	-	-	-	L	13-38
10/05	at San Francisco	p	0	0	0	-	-	-	-	-	-	-	-	W	30-21
10/12	at San Diego	p	2	2	0	-	-	-	-	-	-	-	-	L	10-30
10/20	Denver	p	0	0	0	-	-	-	-	-	-	-	-	W	41-7
10/26	St. Louis	p	1	1	0	-	-	-	-	-	-	-	-	W	23-16
11/02	at Indianapolis	p	0	0	0	-	-	-	-	-	-	-	-	L	15-18
11/09	Buffalo	p	2	1	1	-	-	-	-	-	-	-	-	W	20-10
11/13	N.Y. Jets	S	9	7	2	1.0	5.0	-	-	-	-	-	-	W	31-34
11/23	at Miami	S	3	3	0	-	-	-	-	-	-	-	-	W	48-28
11/30	Pittsburgh	S	5	1	4	-	-	-	-	-	-	-	-	L	10-33
12/07	at Seattle					Inactive								W	24-21
12/14	at Oakland					Placed On Injured Reserve								W	49-25
2008 Totals		12/3	27	20	7	1.0	5.0	0	0	1	0	0	11	11-5	



#99

Mike WRIGHT

HT: 6-4 WT: 295 lbs

Born: 03/01/82

Exp. (NFL/Patriots): 5/5

GP/GS (Playoffs): 53/7 (3/0)

Acq: FA-05

College: Cincinnati

Hometown: Cincinnati, Ohio

CAREER TRANSACTIONS

Mike Wright was signed as an undrafted free agent by the New England Patriots on April 29, 2005 ... Placed on injured reserve with an ankle injury (1/6/06) ... Placed on injured reserve with a foot injury (12/13/07) ... Re-signed by the Patriots (3/16/09).

CAREER HIGHLIGHTS

- ★ Wright has played in 53 games with seven starts over four seasons since joining the Patriots as an undrafted rookie free agent prior to the 2005 season.
- ★ In his first four NFL seasons, Wright has totaled 108 tackles (68 solo), four sacks, three forced fumbles, two fumble recoveries and nine special teams tackles.

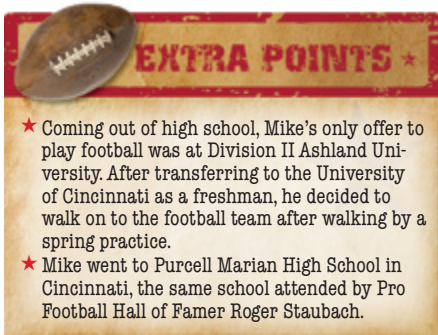
- ★ In 2008, Wright had a career-high 2.5 sacks while contributing at defensive end and nose tackle. He forced the quarterback to fumble on each of his two full sacks and finished fourth on the team with eight quarterback hits.
- ★ Wright started a career-high four games in 2006 and finished the season with a career-high 47 tackles (32 solo), including a career-high 12 stops in the regular-season finale at Tennessee (12/31/06).
- ★ Wright has proven to be a versatile presence on the defensive line, starting at defensive end, defensive tackle and nose tackle in his career.
- ★ Wright was the only undrafted rookie free agent to make the Patriots' opening-day roster in 2005 and played in 13 games as a reserve that season.
- ★ Wright recorded a blocked field goal against Miami on Oct. 8, 2006, reaching up to swat away a 40-yard Olindo Mare attempt.

SEASONAL REVIEWS

★ **2008 (16/2):** Played in all 16 games and recorded two starts ... Started at left end in place of an injured Ty Warren against the N.Y. Jets (11/13) and Pittsburgh (11/30) ... Finished the season with 33 tackles (17 solo) ... Totaled a career-high 2.5 sacks, a total that ranked fourth on the team ... Finished fourth on the club with eight quarterback hits ... Tied for the team lead with two forced fumbles ... Registered a single-game career high four quarterback hits against Arizona (12/21) ... Notched two tackles, one sack, one forced fumble and a quarterback hit against Denver (10/20) ... Dropped Patrick Ramsey on a 5-yard strip sack, forcing a fumble that was recovered by Gary Guyton ... Made his first start of the season and posted a season-high eight tackles (5 solo) against the N.Y. Jets (11/13) ... Made one tackle at Miami (11/23) ... Started at defensive end while playing in his 50th career game against Pittsburgh (11/30) and made seven tackles ... Tallied six tackles, including three solo stops at Seattle (12/7) ... Teamed with Richard Seymour to drag down Maurice Morris for a 1-yard loss ... Tallied his second sack of the season with a 16-yard strip sack of JaMarcus Russell at Oakland (12/14) ... Helped create the hole for Ellis Hobbs' 95-yard touchdown kickoff return as Hobbs tied the Patriots franchise record with his third career kickoff return for a touchdown ... Tallied a single-game career high four quarterback hits against Arizona (12/21) ... Teamed with Richard Seymour on a 7-yard sack of Kurt Warner, leading to a Cardinals' three-and-out.

★ **2007 (9/1, 0/0):** Played in nine games and made one start before being placed on injured reserve with a foot injury (12/13) ... Saw his first action of the season and registered his first tackle along with one special teams tackle at Cincinnati (10/1) ... Made his first start of the season at defensive end in the Patriots' win at Dallas (10/14) ... Saw significant time in reserve at defensive end in the Patriots' comeback win over Indianapolis (11/4) ... Tallied a season-high four tackles, three of which were solo tackles ... Played in reserve at defensive end and on special teams coverage units against Pittsburgh (12/9) ... Teamed up with Jarvis Green to drop Ben Roethlisberger for a nine-yard sack in the first quarter ... Tallied four tackles.

★ **2006 (16/4, 3/0):** Played in all 16 games, starting three contests at nose tackle and one at defensive tackle ... Led the team in tackles once (at TEN) ... Made his first career NFL start at defensive tackle against the N.Y. Jets (9/17) ... Saw significant action on the defensive front in a reserve role at Cincinnati (10/1) ... Tallied four tackles (3 solo) ... Got his hand up and blocked an Olindo Mare 40-yard field goal in the first quarter against Miami (10/8) ... Dropped Donnie Jones for no gain on a botched punt attempt in the third quarter ... Saw significant action on the defensive front and registered two solo tackles and a forced fumble



- ★ Coming out of high school, Mike's only offer to play football was at Division II Ashland University. After transferring to the University of Cincinnati as a freshman, he decided to walk on to the football team after walking by a spring practice.
- ★ Mike went to Purcell Marian High School in Cincinnati, the same school attended by Pro Football Hall of Famer Roger Staubach.

against Buffalo (10/22) ... Forced Lee Evans to fumble on the last play of the first half and the ball was recovered by Ellis Hobbs ... Played in a reserve role on the defensive front and notched four solo tackles and a fumble recovery at Green Bay (11/19) ... Recovered a fumble after Mike Vrabel strip-sacked Aaron Rodgers for a 6-yard loss in the fourth quarter ... Deflected a punt and notched a solo tackle during special teams duty against Chicago (11/26) ... Got his fingertips on a Brad Maynard punt in the second quarter and the deflected punt traveled only 24 yards to the New England 39-yard line ... Against Detroit (12/3), pounced on a Jon Kitna fumble that was forced by a Roosevelt Colvin strip-sack in the fourth quarter ... Saw significant action on the defensive line in the second half after Vince Wilfork left the game with an injury in the third quarter at Miami (12/10) ... Collected six tackles (3 solo) ... Started at nose tackle against Houston (12/17) ... Notched six tackles (3 solo) and a sack ... Shot through the middle and sacked David Carr for a 13-yard loss in the second quarter ... Started at nose tackle at Jacksonville (12/24) ... Notched five tackles (4 solo) and a quarterback hit ... Started at nose tackle at Tennessee (12/31) ... Led the team with a career-high 12 tackles (9 solo).

★ **2005 (13/0, 0/0):** Played in 13 games as a rookie ... Collected 16 tackles (10 solo) while serving as a backup along the defensive line ... Placed on injured reserve with an ankle injury (1/6/06) and missed the playoffs ... Made his NFL debut and saw action on the kickoff return unit against Carolina (9/18) ... Collected three tackles (1 solo) in defensive line play against San Diego (10/2). Stopped Michael Turner for a 2-yard loss on a rush off right guard in the fourth quarter ... Saw significant action at defensive end and registered four tackles (2 solo) against the Colts (11/7) ... Saw significant action on the defensive front and collected five tackles (4 solo) in the season finale against Miami (1/1) ... Teamed with Hank Poteat to stuff Ricky Williams for no gain.

COLLEGE

As a senior at Cincinnati in 2004, led all defensive tackles with 42 stops, while recording six tackles for loss ... Tallied a career-high eight tackles against Army ... Made six total stops and a pair of tackles for loss in the win over South Florida ... Blocked a PAT against Miami (Ohio) which was returned for a defensive score ... Played in nine games, making six starts on the defensive line for the Bearcats in 2003 ... Finished the season with 32 tackles and 4.5 tackles for loss ... Named Cincinnati's newcomer of the year on defense ... Missed the entire 2002 campaign with a knee injury in the preseason ... Joined the Bearcats as a walk-on in 2001 and was redshirted after transferring from Ashland University ... In 2000, played on special teams in seven games in his only season at Ashland.

PERSONAL

Mike Wright was born on March 1, 1982 in Cincinnati, Ohio ... Son of Gary and Chris Wright ... All-state honoree as a senior at Purcell Marian High, playing for coach Tom Stickley

... Two-year starter at defensive end ... Named to the All-City team after helping lead the team to a league title his senior year ... Participated in the 2008 Salvation Army Holiday

Party at Gillette Stadium with nearly 250 children from the Boston and Providence Salvation Army centers ... Majored in criminal justice at Cincinnati.

MIKE WRIGHT

Pos: DL Ht: 6-4 Wt: 295 Year: 5th Acq: FA-05 College: Cincinnati Born: 3/1/82

REGULAR SEASON		TACKLES						INTERCEPTIONS					MISCELLANEOUS					
Year	Team	G/S	TT	UT	A	S	Yds	No	Yds	Avg	Lg	TD	PD	FF	FR	Yds	TD	SpT
2005	Patriots	13/0	16	10	6	0.0	0.0	0	0	0.0	0	0	0	0	0	0	0	0
2006	Patriots	16/4	47	32	15	1.0	13.0	0	0	0.0	0	0	0	1	2	0	0	7
2007	Patriots	8/1	12	9	3	0.5	4.5	0	0	0.0	0	0	0	0	0	0	0	2
2008	Patriots	16/2	33	17	16	2.5	24.5	0	0	0.0	0	0	0	2	0	0	0	0
Totals-4 years		53/7	108	68	40	4.0	42.0	0	0	0.0	0	0	0	3	2	0	0	9

Additional Statistics – Career Blocked Field Goals: Total (1); 2006 (1)

POSTSEASON		TACKLES						INTERCEPTIONS						MISCELLANEOUS					
Year	Team	G/S	TT	UT	A	S	Yds	No	Yds	Avg	Lg	TD	PD	FF	FR	Yds	TD	SpT	
2005	Patriots	0/0						Injured Reserve											
2006	Patriots	3/0	2	1	1	0.0	0.0	0	0	0.0	0	0	0	0	0	0	0	0	
2007	Patriots	0/0						Injured Reserve											
Totals-3 years		3/0	2	1	1	0.0	0.0	0	0	0.0	0	0	0	0	0	0	0	0	

WRIGHT'S CAREER GAME-BY-GAME

Year	Opponent	P/S	TT	UT	A	S	Yds	Int	Yds	PD	FF	FR	SpT	W/L	Score
2005	Oakland														W 30-20
09/08	Carolina	p	0	0	0									L	17-27
09/25	Pittsburgh	p	0	0	0										W 24-21
10/02	San Diego	p	3	1	2										L 34-38
10/09	Atlanta	p	1	1	0										W 31-28
10/16	Denver	p	1	1	0										W 20-28
10/30	Buffalo	p	0	0	0										W 21-16
11/07	Indianapolis	p	4	2	2										L 21-40
11/13	Miami	p	1	0	1										W 23-16
11/20	New Orleans														W 24-27
11/27	Kansas City	p	1	1	0										L 16-26
12/04	N.Y. Jets														W 16-3
12/11	Buffalo	p	0	0	0										W 35-7
12/17	Tampa Bay	p	0	0	0										W 28-0
12/26	N.Y. Jets	p	0	0	0										W 31-21
01/01	Miami	p	5	4	1										L 26-28
2005 Totals		13/0	16	10	6	0.0	0.0	0	0	0	0	0	0		10-6
01/07	Jacksonville														W 28-3
2006 Postseason		0/0	0	0	0	0.0	0.0	0	0	0	0	0	0		1-1
09/10	Buffalo	p	0	0	0										W 19-17
09/17	N.Y. Jets	S	2	1	1										W 24-17
09/24	Denver	p	0	0	0										L 7-17
10/01	Cincinnati	p	4	3	1										W 38-13
10/08	Miami	p	1	1	0										W 20-10
10/22	Buffalo	p	2	2	0										W 28-6
10/30	Minnesota	p	0	0	0										W 31-7
11/05	Indianapolis	p	1	0	1										L 20-27
11/12	N.Y. Jets	p	3	1	2										L 14-17
11/19	Green Bay	p	4	4	0										W 35-0
11/26	Chicago	p	0	0	0										W 17-13
12/03	Detroit	p	1	1	0										W 28-21
12/10	Miami	p	6	3	3										L 0-21
12/17	Houston	S	6	3	3	1.0	13.0								W 40-7
12/24	Jacksonville	S	5	4	1										W 24-21
12/31	Tennessee	S	12	9	3										W 40-23
2006 Totals		16/4	47	32	15	1.0	13.0	0	0	0	1	2	7		12-4
01/07	N.Y. Jets	p	1	0	1										W 37-16
01/14	San Diego	p	0	0	0										W 24-21
01/21	Indianapolis	p	1	1	0										L 34-38
2006 Postseason		3/0	2	1	1	0.0	0.0	0	0	0	0	0	0		2-1
09/09	N.Y. Jets														W 38-14
09/16	San Diego														W 38-14
09/23	Buffalo														W 38-7
10/01	Cincinnati	p	1	1	0										W 34-13
10/07	Cleveland	p	0	0	0										W 34-17
10/14	Dallas	S	2	2	0										W 49-27
10/21	Miami														W 49-28
10/28	Washington														W 52-7
11/04	Indianapolis	p	4	3	1										W 24-20
11/18	Buffalo	p	0	0	0										W 56-10
11/25	Philadelphia	p	1	1	0										W 31-28
12/03	Baltimore	p	0	0	0										W 27-24
12/09	Pittsburgh	p	4	2	2	0.5	4.5								W 34-13
12/16	N.Y. Jets														W 20-10
2007 Totals		8/1	12	9	3	0.5	4.5	0	0	0	0	0	2		16-0
09/07	Kansas City	p	1	0	1										W 17-10
09/14	N.Y. Jets	p	0	0	0										W 19-10
09/21	Miami	p	0	0	0										L 13-38
10/05	San Francisco	p	0	0	0										W 30-21
10/12	San Diego	p	2	1	1										L 10-30
10/20	Denver	p	2	1	1	5.0									W 41-7
10/26	St. Louis	p	0	0	0										W 23-16
11/02	Indianapolis	p	0	0	0										L 15-18
11/09	Buffalo	p	3	3	0										W 20-10
11/13	N.Y. Jets	S	5	5	3										L 31-34
11/23	Miami	p	1	0	1										W 49-28
11/30	Pittsburgh	S	7	1	6										L 10-33
12/07	Seattle	p	6	3	3										W 24-21
12/14	Oakland	p	1	1	0	16.0									W 49-26
12/21	Arizona	p	2	2	0	0.5	3.5								W 47-7
12/28	Buffalo	p	0	0	0										W 13-0
2008 Totals		16/2	33	17	16	2.5	24.5	0	0	0	0	2	0		11-5



#74

Billy YATES

HT: 6-2 WT: 305 lbs
Born: 4/15/80
Exp. (NFL/Patriots): 6/5
GP/GS (Playoffs): 25/11 (1/0)
Acq: FA (MIA)-04
College: Texas A&M
Hometown: Fort Worth, Texas

SUPER BOWLS:

GUARD

CAREER TRANSACTIONS

Billy Yates joined the Patriots as a practice squad player on Sept. 11, 2004 ... Originally signed by the Miami Dolphins as an undrafted rookie free agent in 2003 ... Waived by the Dolphins (9/5/04) ... Signed to the Patriots' active roster

(2/4/05) ... Released by the Patriots (9/3/05) ... Signed to the Patriots practice squad (9/4/05) ... Signed to the Patriots' active roster (11/12/05) ... Released by the Patriots (9/2/06) ... Signed to the Patriots practice squad (9/3/06) ... Signed to the Patriots' active roster (10/21/06) ... Placed on injured

reserve (11/13/06) ... Released by the Patriots (2/17/09) ... Re-signed by the Patriots (2/20/09).

CAREER HIGHLIGHTS

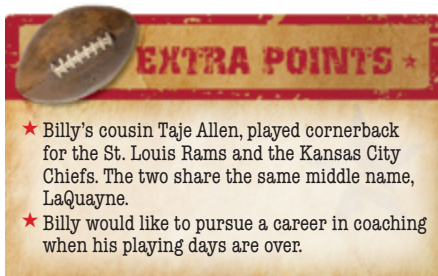
- ★ Yates has played in 25 games with 11 starts over his five-year NFL career entering the 2009 season. He began his career with Miami (2003), spent the 2004 season on the Patriots' practice squad, and has played in 22 games with 20 starts for the Patriots over the last three seasons (2006-08).
- ★ Yates started a career-high seven games in 2008, suiting up at right guard for the first seven contests of the year in place of an injured Stephen Neal.
- ★ Yates was part of an offensive line that led the Patriots to 356 first downs in 2008, the second highest total in franchise history.
- ★ Yates made his first NFL start at right guard against Minnesota on Oct. 30, 2006 and was a member of an offensive front that gave Tom Brady enough time to throw for 372 yards and tie his then career high with four touchdown tosses in a 31-7 win.

SEASONAL REVIEWS

★ **2008 (7/7):** Started the first seven games of the season at right guard in place of an injured Stephen Neal ... Was part of an offensive line that led the Patriots to 356 first downs in 2008, the second highest total in franchise history ... Was a part of the best rushing season for the Patriots in more than 20 years, totaling 2,278 rushing yards (sixth in team history and the most since 1985), 21 rushing touchdowns (tied for fourth in team history and the most since 1981) and an average of 4.4 yards per carry (fifth in team history and the best since 1983) ... Started at right guard against Kansas City (9/7) ... Made the start at right guard at the N.Y. Jets (9/14) ... Started at right guard against Miami (9/21) ... Made his fourth straight start at right guard at San Francisco (10/5) ... Started at right guard at San Diego (10/12) ... Started at right guard against Denver (10/20) as New England ran for 257 rushing yards, the team's highest single-game rushing total since Dec. 22, 1985 ... Started at right guard and was part of an offensive line that helped Matt Cassel throw for a then career-high 267 passing yards against St. Louis (10/26) ... Suited up but did not play at Indianapolis (11/2) and against the N.Y. Jets (11/13) ... Listed as a day-of-game inactive in the Patriots' final six games.

★ **2007 (7/1, 0/0):** Set a single-season career high with seven games played in 2007 ... Saw his first action of the season with a start at right guard against San Diego (9/16) and contributed to a line that helped Tom Brady throw for 279 passing yards and three touchdowns ... Played in a reserve role at guard in the Patriots' victory over Buffalo (9/23) ... Contributed in a reserve role at right guard in the Patriots' win at Cincinnati (10/1) ... Returned to action in a reserve role on special teams protection units at Miami (10/21) ... Played in a reserve role at right guard and on special teams protection units at Buffalo (11/18) ... Returned to action in reserve at right guard and on special teams protection units versus Pittsburgh (12/9) ... Played in reserve on special teams protection units in the Patriots' victory at the New York Giants (12/29) ... Listed as a day-of-game inactive for all three playoff games.

★ **2006 (4/3, 0/0):** Signed from the practice squad on Oct. 21 and saw action in four games with three starts at right guard before being placed on injured reserve on Nov. 13 ... Made his first NFL start at right guard in the Patriots' victory against Minnesota (10/30) ... Was a member of an offensive front that gave Tom Brady enough time to throw for 372 yards and tie his career high with four touchdown



tosses ... Helped to pave the way for a running game that averaged 5.7 yards per carry, gaining 85 yards on just 15 rushes ... Started at right guard against Indianapolis (11/5) ... Member of an offensive front that did not allow a sack on 35 pass attempts ... Started at right guard, but left the game in the third quarter with an injury against the Jets (11/12).

★ **2005 (4/0, 1/0):** Saw action in four regular-season games and one playoff contest after being signed from the practice squad on Nov. 12 ... Saw action at guard late in the fourth quarter against New Orleans (11/20) ... Saw action at right guard against Miami (1/1). Member of an offensive line that allowed just one sack for one yard.

★ **2004 (0/0, 0/0):** Signed to the Patriots practice squad (9/11) and was a member of the squad for the remainder of the regular season and through the first two rounds of the playoffs ... Signed to the Patriots' active roster (2/4/05) and was inactive for Super Bowl XXXIX.

★ **2003 (3/0 - Miami):** Played in three games in a reserve role for the Dolphins ... Made his NFL debut on special teams against the N.Y. Giants (10/5) ... Had extensive playing time as the Dolphins rushed for 141 yards in a 9-6 overtime win over Baltimore (11/16).

COLLEGE

Was a four-year letterman for Texas A&M (1999-2002) ... Started at guard in all 20 games in which he played over his final two seasons ... As a senior, helped open holes for the Aggies to average 161 rushing yards per game, racking up a grand total of 1,771 ground yards on the season ... As a junior in 2001, helped power the Aggies to 1,541 total rushing yards ... Saw action as a reserve in his freshman and sophomore seasons as Texas A&M averaged 169 rushing yards per game.

PERSONAL

Billy LaQuayne Yates was born on April 15, 1980 in Fort Worth, Texas ... Was a two time all-state selection at Corsicana (Texas) High School ... Also lettered in basketball and track ... His favorite sports team growing up was the Dallas Cowboys and his favorite athlete was Michael Jordan ... In 2008, participated in the United Way of Rhode Island's Hometown Huddle at the East Providence Boys & Girls Club, teaching club members how to incorporate nutrition and fitness into their daily routines ... Majored in agricultural development at Texas A&M ... Married to Tamika.



2009 PATRIOTS DRAFT CHOICES



#25

Patrick CHUNG

HT: 5-11 WT: 212 lbs

Born: 8/19/87

Exp. (NFL/Patriots): **Rookie**

Acq: **D2a-09 (34th)**

College: **Oregon**

Hometown: **Rancho Cucamonga, Calif.**

SAFETY

HOW ACQUIRED

Patrick Chung was drafted by the New England Patriots in the second round (34th overall) of the 2009 NFL Draft.

COLLEGE

As the heart of the Oregon defense, the four-year starter and two-time first-team all-conference honoree continued his role as the defensive quarterback despite altering his responsibilities from rover to more of a free safety ... Started in all 51 games he appeared at Oregon ... His 384 career tackles at Oregon are tops among non-linebackers and ranks fourth on the Ducks all-time list ... Grabbed nine career interceptions for 107 yards and one touchdown ... Oregon's two-time special teams player of the year and first-team all-conference special teams honoree ... Participated in more than 100 plays in a game on four occasions. **2008 (Senior):** Foregoing an opportunity to enter the NFL Draft a year early, finished the regular season as team's third-leading tackler (92) ... Returned an interception 31 yards against Arizona, the first interception return for a touchdown in his collegiate career ... At the end of his collegiate career, tied for second in the country in consecutive starts (51). **2007 (Junior):** Associated Press second-team All-America honoree ... Posted more tackles than any other defensive back on the team in 13 years ... The first-team all-conference pick also intercepted passes versus Houston and Stanford while forcing a fumble against Fresno State ... Honored as the Ducks' outstanding

special teams player (Gordon E. Wilson Award) following the conclusion of the regular season. **2006 (Sophomore):** Garnered honorable mention all-conference acclaim for the second year in a row as Oregon's third-leading tackler, helping to stabilize a young secondary that completed the regular season ranked 10th in the country in pass defense ... Also finished as team's runner-up in quarterback sacks in the secondary as well as second in interceptions ... Secured interceptions vs. Fresno State, UCLA, Washington and BYU, in addition to recovering a fumble at Oregon State. **2005 (Freshman):** Finished second on the team in tackles and, not only garnered honorable mention all-Pacific-10 Conference acclaim as a rookie, he also earned first-team freshman All-America honors from *The Sporting News* and *Rivals.com* ... Led the team in tackles against Washington (11) and Washington State (9) while being credited in double figures on four occasions. **2004 (Redshirt):** Earned scout team defensive player-of-the-week accolades for aiding preparations heading into Oklahoma game, as well as special teams plaudits versus Arizona and UCLA.

PERSONAL

Patrick Christopher Chung was born on Aug. 19, 1987 in Kingston, Jamaica to Sophia George-Chung and Ronald Chung ... Attended Rancho Cucamonga High School and excelled at wide receiver and free safety ... In 2003, recorded 74 tackles, nine receptions for 209 yards and two touchdowns ... Majored in political science at Oregon.



PATRICK CHUNG



Pos: S Ht: 5-11 Wt: 212 Year: R Acq: D2a-09 (34th) College: Oregon Born: 8/19/87

DEFENSIVE STATISTICS

Year	Team	G/S	TT	UT	A	S	Yds	Int	Yds	Avg	PD	FF	FR
2004	Oregon				Redshirted								
2005	Oregon	12/12	91	58	33	0.0	0.0	2	38	19.0	5	1	0
2006	Oregon	13/13	84	49	35	2.0	23.0	4	38	9.5	5	0	1
2007	Oregon	13/13	117	71	46	0.0	0.0	2	0	0.0	9	1	0
2008	Oregon	13/13	92	58	34	2.0	18.0	1	31	31.0	7	1	1
Career Totals		51/51	384	236	148	4.0	41.0	9	107	11.9	26	3	2

KICKOFF RETURN STATISTICS

Year	Team	No	Yds	AVG	Lg	TD
2004	Oregon		Redshirted			
2005	Oregon	2	34	17.0	19	0
2006	Oregon	0	0	0.0	0	0
2007	Oregon	9	201	22.3	40	0
2008	Oregon	12	307	25.6	62	0
Career Totals		23	542	23.6	62	0

Additional Career Stats: 16 punt returns for 180 yards and one touchdown return.





#60

Ron BRACE

HT: **6-3** WT: **330 lbs**
 Born: **12/18/86**
 Exp. (NFL/Patriots): **Rookie**
 Acq: **D2b-09 (40th)**
 College: **Boston College**
 Hometown: **Worcester, Mass.**

★ ★ ★ ★ ★
DEFENSIVE LINE

HOW ACQUIRED

Ron Brace was drafted by the New England Patriots in the second round (40th overall) of the 2009 NFL Draft.

COLLEGE

Started 40 of his 49 career games at Boston College ... Recorded 85 career tackles (50 solo), including 23 tackles for a loss ... Registered 5.5 sacks ... Selected to the All-ACC second team in his senior campaign ... Awarded All-ACC honorable mention honors in his junior year. **2008 (Senior):** Part of a BC defense that recorded three shutouts, tying USC for the most of any team in the Bowl Subdivision ... Made 27 tackles, with 11 tackles for loss and three sacks while playing in all 14 games. **2007 (Junior):** Ranked third on the team with 7.5 tackles for a loss and recorded a career-high 2.5 sacks ... Finished the season with 27 total tackles (14 solos) ... Recorded two tackles in the Champs Sports Bowl against Michigan State, helping to keep BC's bowl-game win streak alive with a 24-21 victory ... Registered three tackles (one solo) and assisted on a tackle-for-loss in the ACC Championship against Virginia Tech ... Recorded his seventh tackle for a loss of the season, resulting in a loss of five yards against Miami, holding the Hurricanes to just 281 yards, giving BC its 10th win of the regular season. **2006 (Sophomore):** Played and started in 11 games at defensive tackle, contributing 20 tackles, including 11 unassisted stops ... Registered 3.5 tackles for loss ... Recorded one solo tackle against Central Michigan and also had one solo stop in win over Clemson ... Registered three solo tackles against Maine ... Tallied one solo tackle in win over Virginia Tech ... Made three tackles (two solo) at Wake Forest ...

Had one tackle including one half-tackle for loss against Duke ... Made one stop against Maryland ... Tallied four stops (three solo), including one tackle for loss at Miami ... Made a career-high five tackles (three solo), including one tackle for loss while recovering one fumble in the Meineke Car Care Bowl versus Navy. **2005 (Freshman):** Finished the season with 11 tackles (six solos) and one tackle for loss in 12 games ... Made his lone start of the season against Wake Forest ... Saw his first collegiate action in the season opener at BYU, where he recorded one assisted tackle ... Tallied one solo stop against Army ... Recorded one solo tackle at Clemson ... Registered two assists against Wake Forest ... Had one assisted tackle at Virginia Tech ... Was credited with one solo stop at North Carolina ... Recorded a season-best three tackles, including two solos, and one tackle for loss at Maryland ... Had one solo tackle against Boise State in the MPC Computers Bowl. **2004 (Redshirted):** Redshirted in his freshman year.

PERSONAL

Ronald Jeffery Brace III was born the son of Vonda Lewis and Ronald Brace Jr. on December 18, 1986 ... Earned All-State honors as a senior lineman at Worcester Burncoat High School ... Gained 2003 Worcester Telegram & Gazette all-star honors ... Earned three-time Inter-High all-star honors ... Captured 2003 team MVP honors ... Served as team captain for head coach Chris Moriarty ... Played in the 2004 Massachusetts Shriners Football Classic ... Also excelled as a member of Burncoat's track and field team and won the state shot put title in 2003 and 2004 ... Majored in psychology at Boston College.

★ ★ ★ ★ ★ RON BRACE ★ ★ ★ ★ ★									
Pos: DL		Ht: 6-3	Wt: 330	Year: R	Acq: D2B-09 (40th)	College: Boston College		Born: 12/18/86	
DEFENSIVE STATISTICS									
Year	Team	G/S	TT	UT	A	FR	FF	SACK	YDS
2004	Boston College				Redshirt				
2005	Boston College	8/1	11	6	5	0	0	0.0	0
2006	Boston College	13/11	20	11	9	1	0	0.0	0
2007	Boston College	14/14	27	14	13	0	0	2.5	20
2008	Boston College	14/14	27	19	8	0	0	3.0	12
Career Totals		49/40	85	50	35	1	0	5.5	32





#27

Darius BUTLER

HT: **5-10** WT: **185 lbs**
 Born: **3/18/86**
 Exp. (NFL/Patriots): **Rookie**
 Acq: **D2c-09 (41st)**
 College: **Connecticut**
 Hometown: **Ft. Lauderdale, Fla.**



HOW ACQUIRED

Darius Butler was drafted by the New England Patriots in the second round (41st overall) of the 2009 NFL Draft.

COLLEGE

A two-year team captain who started all of his 45 career games played at cornerback ... Earned First-Team All-BIG EAST honors at cornerback during his senior season ... Talled 180 career tackles (125 solo) ... Grabbed 10 career interceptions with 213 return yards and two touchdowns ... Returned 35 career kickoffs for 895 yards and one touchdown. **2008 (Senior):** Played in 10 games and had 40 tackles, including three for a loss ... Earned the team's Kendall Madison Award for being a strong team player... Also saw his first time on offense as a wide receiver and had nine receptions on the year for 123 yards and one touchdown ... Earned the offensive game ball in win over Louisville as he had three receptions for 40 yards and the first touchdown reception of his career ... Had a touchdown run of 13 yards against Virginia. **2007 (Junior):** Team captain started all 13 games ... Made 54 tackles, and intercepted two passes though most teams do not throw his way ... Forced a fumble and had seven tackles in the Meineke Car Care Bowl against Wake Forest ... Returned an interception 36 yards for a touchdown in the season-opener at Syracuse, which he missed with an injury ... Made 50 tackles on the year, 36 of them solos, and a pair of tackles for a loss ... Intercepted four passes and broke up seven passes ... Made a career-high nine tackles, eight of them solos in the season finale at Louisville ... Picked up UConn's

defensive game ball after the win over Army in which he picked off two passes. **2005 (Freshman):** Started all 11 games at cornerback, the only defensive back to start every contest ... Recorded 36 tackles on the year (24 solo) with four interceptions, eight break-ups and one forced fumble ... Returned 10 kickoffs for 338 yards with one touchdown ... Became the first Husky to score both a defensive and a special teams touchdown in the same season ... Returned a kickoff 90 yards for a touchdown against South Florida while also intercepting a pass in the game ... Had a landmark game at Army as he intercepted three passes, which he returned for a school-record 122 yards, including an 86-yard TD. **2004 (Redshirt):** Named the Defensive Scout Team Player of the Week prior to the Duke game.

PERSONAL

Darius J. Butler was born on March 18, 1986 ... One of eight siblings ... The first student-athlete to ever sign a national letter of intent from Coral Springs Charter ... Listed amongst the top 20 recruits in talent-rich Broward County by the *Miami Herald* despite not playing football until his junior year ... Playing quarterback in an option offense, he both rushed and passed for over 1,000 yards in 2003 while also starting at safety on defense ... Totaled 2,491 total yards as a senior and was responsible for 25 touchdowns ... Also played basketball and scored over 1,000 points ... Uncle, Gene Atkins, played in the NFL from 1987-96 with the New Orleans Saints and Miami Dolphins ... Cousin of Baltimore Ravens running back Willis McGahee, an All-American at Miami in 2002 ... Majored in sociology at Connecticut.

★ ★ ★ ★ DARIUS BUTLER ★ ★ ★ ★													
Pos: CB		Ht: 5-10	Wt: 185	Year: R	Acq: D2c-09 (41st)	College: Connecticut			Born: 3/18/86				
DEFENSIVE STATISTICS													
Year	Team	G/S	TT	UT	A	S	Yds	Int	Yds	Avg	PD	FF	FR
2004	Connecticut						Redshirted						
2005	Connecticut	11/11	36	24	12	0.0	0.0	4	140	35.0	8	1	0
2006	Connecticut	11/11	50	36	14	0.0	0.0	4	37	9.2	7	0	0
2007	Connecticut	13/13	54	37	17	0.0	0.0	2	36	13.0	7	2	0
2008	Connecticut	10/10	40	28	12	0.0	0.0	0	0	0.0	4	0	0
Career Totals		45/45	180	125	55	0.0	0.0	10	213	21.3	26	3	0
KICKOFF RETURN STATISTICS													
Year	Team	No	Yds		AVG		Lg		TD				
2004	Connecticut					Redshirted							
2005	Connecticut	10		338		33.8		90				1	
2006	Connecticut	1		16		16.0		16				0	
2007	Connecticut	4		70		17.5		27				0	
2008	Connecticut	20		471		23.5		36				0	
Career Totals		35		895		25.6		90				1	
Additional Career Stats: Interceptions – 10 for 213 yards and 2 touchdowns; 9 receptions for 123 yards and 1 touchdown; 2 rushes for 13 yards and 1 touchdown.													



50 SEASONS

#76

Sebastian VOLLMER

HT: 6-8 WT: 315 lbs

Born: 7/10/84

Exp. (NFL/Patriots): Rookie

Acq: D2d-09 (58th)

College: Houston

Hometown: Kaarst, Germany

OFFENSIVE LINE

HOW ACQUIRED

Sebastian Vollmer was drafted by the New England Patriots in the second round (58th overall) of the 2009 NFL Draft.

COLLEGE

Vollmer did not start playing football until he was 14 years old, but still helped his German prep school win two national championships ... U.S. college coaches lined up to sign Vollmer after he appeared in the 2004 Global Junior Championships in San Diego, but spoke almost no English when he signed with Houston ... He started his college career as a 250-pound tight end before growing into a first-team All-Conference USA left tackle as a senior ... Five years removed from moving to this country, Vollmer staked himself as one of the top linemen in the Conference USA and started the last 25 games at tackle for the Cougars despite playing tight end and blocking back as a sophomore. **2008 (Senior):** Started all 12 games at tackle ... He helped the Cougars' running game average 5.2 yards per carry and pile up more than 2,000 yards ... Selected All-Conference USA football First Team for the 2008 college football season as voted by the league head coaches ... The Cougars' offense ranked No. 1 in the nation with 575.1 yards per game, second in passing at 414.1 ypg and eighth in scoring at 41.2 points per game. **2007 (Junior):** Member of offensive line that compiled more than 500.0 yards of total offense and

more than 34.0 points per game... Started all 13 games at left tackle ... Helped the Cougars record at least 400 yards of total offense in 11 games and at least 500 yards in seven games ... Contributed in leading the team to season-best 748 yards of total offense against C-USA rival Rice ... Made his first career start at Oregon during the season opener. **2006 (Sophomore):** Was forced to miss the entire season due to injury. **2005 (Freshman):** Appeared in eight games as a reserve, playing at both tackle and tight end ... Made his first collegiate appearance as a reserve on the offensive line against Sam Houston State ... Appeared in the backfield and on the offensive front against Tulane. **2004 (Redshirt):** Sat out as a redshirt.

PERSONAL

Sebastian Georg Vollmer was born to Jutta and Werner Vollmer on July 10, 1984, in Duesseldorf, Germany ... Attended Quirinus Gymnasium (Germany) ... Helped lead his prep team to a 25-0 record over his career ... Named to the European All-Star team and was twice a member of national championship teams ... Did not begin playing football until he was 14 ... Was also recruited to play football at Western Michigan, Louisiana Tech and Indiana ... Received bachelor's degree in communications from Houston and is working on a second degree in economics.



50 SEASONS

#19

Brandon TATE

HT: 6-1 WT: 195 lbs

Born: 10/5/87

Exp. (NFL/Patriots): Rookie

Acq: D3a-09 (83rd)

College: North Carolina

Hometown: Burlington, N.C.

WIDE RECEIVER

HOW ACQUIRED

Brandon Tate was drafted by the New England Patriots in the third round (83rd overall) of the 2009 NFL Draft.

COLLEGE

Holds the NCAA career record in combined kick and punt return yards with 3,523 yards ... Also holds the ACC career records for career kickoff returns (109) and kickoff return yardage (2,688) ... Tate is one of only nine players in NCAA history to return a kickoff and a punt for a touchdown in the same game, versus Duke in 2006 ... Holds the UNC single-season and career records for most kick returns for touchdowns. **2008 (Senior):** Suffered a knee injury against Notre Dame and missed the final seven games of the season ... At the time of the injury, ranked 13th in the nation with 163.7 all-purpose yards per game, fifth in punt returns (22.6) and 18th in kickoff returns (27.7) ... Also led the ACC in all-purpose average and punt return average and

was fourth in the ACC in receiving yards per game (62.7) and third in kick return average ... Set the NCAA record for combined kick return yardage (punts and kickoffs) at Miami. **2007 (Junior):** Needed just three seasons to set ACC career records for kickoff return yards (2,383) and returns (98) ... Led the ACC with 147.1 all-purpose yards per game ... Tallied 1,765 all-purpose yards and a team-high seven touchdowns ... Averaged 17.8 yards per touch (1,765 yards on 99 touches) ... Recorded 479 yards receiving on just 25 catches (19.2 avg) and tallied five receiving touchdowns. **2006 (Sophomore):** Ranked second in the ACC in punt return average (9.7) and sixth in kickoff return average (23.7) ... Led the ACC and was one of only three players in the country with two kickoff returns for touchdowns ... Returned a kickoff 97 yards for a touchdown with 17 seconds remaining in the first half at Duke ... Also returned a 54-yard punt for a touchdown in the Duke win. **2005 (Freshman):** Played in all 11 games as the kick returner and

was one of seven true freshman to see action ... Returned 21 kickoffs for 542 yards (25.8 avg) and had 29 punt returns for 267 yards (9.2 avg) ... Ranked 22nd in the country in kickoff returns ... Was second in the ACC in kickoff returns and third in punt returns.

PERSONAL

Brandon Tate was born October 5, 1987 to Lesley and Barry Tate, Sr. ... Attended Cummings High School where he was a three-year starter in both football and basketball ... Had 66 receptions for 1,213 yards and 18 touchdowns in

15 games as a senior ... Also returned kicks and played defensive back ... Collected 22 catches for 496 yards and eight touchdowns as a junior ... Helped lead Cummings to the state finals in 2003 and the semifinals in 2004 ... Member of the *Burlington Times-News* and *Greensboro News & Record* All-Area teams ... Earned all-conference honors ... Played guard on the basketball team and helped lead Cummings to a state title as a junior ... His brother, Barry, plays football at Lenoir-Rhyne College ... Majored in communications at North Carolina.

★ ★ ★ ★ BRANDON TATE ★ ★ ★ ★													
Pos:	WR	Ht:	6-1	Wt:	195	Year:	R	Acq:	D3a-09 (83rd)	College:	North Carolina	Born:	10/5/87
RECEIVING						RUSHING							
Year	Team	G/S	Rec.	Yards	Avg.	TD	LG	Att.	Yards	Avg.	TD	LG	
2005	North Carolina	11/0	-	-	-	-	-	-	-	-	-	-	
2006	North Carolina	11/0	5	72	14.4	0	26	3	20	6.7	0	15	
2007	North Carolina	12/12	25	479	19.2	5	51	12	131	10.9	1	54	
2008	North Carolina	6/6	16	376	23.5	3	69	11	143	15.8	1	54	
Totals		41/18	46	927	20.2	8	69	26	294	11.3	2	54	
KICKOFF RETURN STATISTICS													
Year	Team	No	Yds	AVG	Lg	TD							
2005	North Carolina	21	542	25.8	90	1							
2006	North Carolina	38	902	23.7	97	2							
2007	North Carolina	39	939	24.1	45	0							
2008	North Carolina	11	305	27.7	56	0							
Career Totals		109	2,688	24.7	97	3							
PUNT RETURN STATISTICS													
Year	Team	No	Yds	AVG	Lg	TD							
2005	North Carolina	29	267	9.2	40	0							
2006	North Carolina	20	194	9.7	54	1							
2007	North Carolina	23	216	9.4	58	1							
2008	North Carolina	7	158	22.6	82	1							
Career Totals		79	835	10.6	82	3							





#53

Tyrone MCKENZIE

LINEBACKER

HT: 6-2 WT: 240 lbs
 Born: 12/11/85
 Exp. (NFL/Patriots): Rookie
 Acq: D3b-09 (97th)
 College: South Florida
 Hometown: Riverview, Fla.

HOW ACQUIRED

Tyrone McKenzie was drafted by the New England Patriots in the third round (97th overall) of the 2009 NFL Draft.

COLLEGE

Played in 49 games, making 36 starts while playing at Michigan State, Iowa State and South Florida ... Tallied 369 tackles (214 solo) for his college career, including 32 tackles for a loss ... Also racked up 4.5 sacks and two career interceptions ... Finished his career at South Florida as a consensus first-team All-BIG EAST selection after being named to the All-BIG EAST second team after his junior year. **2008 (Senior):** Led South Florida in tackles for the second consecutive season with 116 ... Established school record for tackles over two consecutive seasons with a total of 237 (121 in 2007 and 116 in 2008) ... His 116 tackles in 2008 rank as the third-best single-season total in program history ... Also led the team with 14.5 tackles for loss ... Contributed one sack, one interception and eight pass breakups ... Finished collegiate career with three consecutive games

of 10 or more tackles, including a season-high 15 against UConn ... Served as a team captain for 11 games ... Completed collegiate career with 368 tackles, including 131 during his freshman and sophomore seasons at Michigan State and Iowa State, respectively. **2007 (Junior):** South Florida's leading tackler transitioned from Big 12 to BIG EAST and continued to play at all-conference level ... Compiled a South Florida single-season record 121 tackles at linebacker which is remarkable because he split time with fellow LB Brouce Mompremier on passing downs and in nickel formation ... Tied a school single-game record with 18 tackles in the season finale at Pitt... Did not have to sit out transfer year due to NCAA hardship waiver. **2006 (Sophomore):** All-Big 12 Second Team selection finished eighth in the nation with 10.75 tackles per game in 12 appearances at Iowa State ... Had 129 total tackles, including 9.5 tackles for loss with two sacks ... Also forced four fumbles and had one interception with a 17-yard return ... Started all 12 games at middle linebacker. **2005 (Redshirt):** Defensive Scout Team Player of the Year at Iowa State while





#75

George
BUSSEY

HT: **6-3** WT: **305 lbs**
Born: **10/24/84**
Exp. (NFL/Patriots): **Rookie**
Acq: **D8-09 (170th)**
College: **Louisville**
Hometown: **Louisville, Ky.**

★ ★ ★ ★ ★

OFFENSIVE LINE

HOW ACQUIRED

George Bussey was drafted by the New England Patriots in the fifth round (170th overall) of the 2009 NFL Draft.

COLLEGE

Talented walk-on who earned a scholarship and became a mainstay on the offensive line at Louisville ... Named to the Outland Trophy Watch List prior to his senior season ... Started games at both tackle and guard during his college career. **2008 (Senior):** Before the 2008 season, Bussey was named to the Outland Trophy Watch List, awarded to the nation's best interior lineman ... Played in 10 games and was still a first team All-Big East selection, playing at both guard and tackle. **2007 (Junior):** Started all 12 games at offensive tackle ... Anchored an offensive line that was ranked eighth in the country ... Earned second team All-Big EAST accolades while only allowing two sacks. **2006 (Sophomore):** Started all 13 games, seeing action at both offensive tackle and guard ... Earned first team All-Big EAST honors ... Did not yield a sack during the entire 2006 season ... Helped the

Cardinals finish second in the nation in total offense ... Part of an offensive line that helped the Cardinals average over 188.0 yards on the ground ... Did not allow a sack in pass protection. **2005 (Freshman):** Appeared in all 12 games on the offensive line and played on special teams ... Stepped in on the offensive line late in the season when Jeremy Darveau missed some time with a sprained ankle. **2004 (Redshirt):** Redshirted his freshman year at Louisville.

PERSONAL

George Bussey was born October 24, 1984 to Ruthie and Carlos Grigsby ... Starred at Western (Louisville, Ky.) High School where he was a two-year starter on the offensive line ... Named a Jefferson County All-Star ... Started two seasons at guard and one at tackle on the varsity level ... Started all junior varsity games as a freshman ... Paved the way for a 1,000-yard rusher and one 2,500-yard rusher during his time at Western ... Voted the team's best offensive lineman during his junior and senior season... Majored in communications at Louisville.





#47

Jake
INGRAM

HT: **6-3** WT: **235 lbs**
Born: **10/23/85**
Exp. (NFL/Patriots): **Rookie**
Acq: **D6a-09 (198th)**
College: **Hawaii**
Hometown: **Mililani, Hawaii**

★ ★ ★ ★ ★

LONG SNAPPER

HOW ACQUIRED

Jake Ingram was drafted by the New England Patriots in the sixth round (198th overall) of the 2009 NFL Draft.

COLLEGE

Entered Hawaii as a defensive end, but switched to long snapper during his freshman season in 2005, when then head coach June Jones believed Ingram was too valuable to be a reserve on defense. **2008 (Senior):** Served as Hawaii's long snapper in all 13 games. **2007 (Junior):** Started all 13 games at long snapper ... Served as snapper for extra points, field goals, and punts. **2006 (Sophomore):** Played in 13 games, missing only the Alabama contest... Named to the academic All-WAC team. **2005 (Freshman):** Walked on

to the team as a defensive end and played in nine games as a reserve defensive end and as a long snapper, recording four tackles (2 solo) ... Credited with a half tackle for a loss of three yards ... Began long snapping in his fourth college game.

PERSONAL

Jake Ingram was born October 23, 1985 to Jill and Herb Ingram in Albuquerque, N.M. ... A 2004 graduate of Mililani High School on Oahu ... Earned two varsity letters in football ... Named to the 2004 all-league team ... Also earned one varsity letter in track and was an honor roll student ... Has two brothers and one sister ... Younger brother Luke is a long snapper at Hawaii ... Majored in economics at Hawaii.





#91

Myron PRYOR

HT: 6-1 WT: 310 lbs
Born: 6/13/86
Exp. (NFL/Patriots): **Rookie**
Acq: **D6B-09 (207th)**
College: **Kentucky**
Hometown: **Louisville, Ky.**

★ ★ ★ ★ ★
DEFENSIVE LINE

HOW ACQUIRED

Myron Pryor was drafted by the New England Patriots in the sixth round (207th overall) of the 2009 NFL Draft.

COLLEGE

A four-year starter, Pryor earned second-team All-SEC honors as a senior ... Three-year starter at defensive tackle, appearing in 47 games, registering 35 starts ... Had 118 tackles (71 solo) in his career ... Career high is six tackles in a single game, and two sacks. **2008 (Senior):** Appeared in 12 games, starting 11 ... Tallied 36 tackles, including 11 tackles for a loss and 4.5 sacks ... Recovered a fumble and returned it 72 yards for a score at Louisville ... Also caused a fumble that teammate Ashton Cobb returned 27 yards for a touchdown against Louisville ... Blocked a field goal attempt that David Jones returned for a score against Vanderbilt. **2007 (Junior):** Played 12 games, starting 11, with a total of 27 tackles ... Registered a season-high four stops in Kentucky's win over Arkansas ... Matched a season-high with four tackles against Florida. **2006 (Sophomore):** Played in 12 games, starting 10 ... Caused four fumbles, ranking in the nation's top 10 in that category ... Led the team in quarterback sacks with five ... Turned in a dominant performance in the win over Ole Miss, recording two tackles, one sack, one interception, two forced fumbles, and one

fumble recovery in the win over the Rebels ... Had a career-high six tackles versus South Carolina ... Notched career-best two sacks in win over Central Michigan ... Knocked loose a fumble versus Georgia, setting up a touchdown in the win over the Bulldogs ... Earned game-captain role for the Louisiana-Monroe game. **2005 (Freshman):** Played in all 11 games and made starts in the last two games ... Tallied 13 tackles, with a season high of three against Florida and Georgia ... Collected sacks versus Mississippi State and Georgia.

PERSONAL

Myron Pryor was born June 13, 1986 the son of Marilyn Pryor ... Three-year starter at offensive tackle and in the defensive line at Eastern High School in Louisville, Ky. ... Named first-team all-state by the *Louisville Courier-Journal* and second-team all-state by *The Associated Press* ... Named to the *Lexington Herald-Leader* Class of the Commonwealth list of the top-22 seniors in Kentucky ... Selected All-Metro Louisville by the *Voice-Tribune* ... Given the Republic Bank Award for the top defensive lineman in Louisville ... Two-year letterman on the wrestling and track and field teams ... Competed in the shot put and discus throw ... Majored in family and consumer sciences at Kentucky.

★ ★ ★ ★ ★ MYRON PRYOR ★ ★ ★ ★ ★									
Pos: DL Ht: 6-1 Wt: 310 Year: R Acq: D6B-09 (207th) College: Kentucky Born: 6/13/86									
DEFENSIVE STATISTICS									
Year	Team	G/S	TT	UT	A	FR	FF	SACK	YDS
2005	Kentucky	11/2	13	9	4	0	0	2.0	17
2006	Kentucky	12/10	42	30	12	1	4	5.0	30
2007	Kentucky	12/11	27	14	13	1	0	0.0	0
2008	Kentucky	12/11	36	18	18	1	2	4.5	33
Career Totals		47/34	118	71	47	3	6	11.5	80





#11

Julian EDELMAN

HT: 6-0 WT: 198 lbs
Born: 5/22/86
Exp. (NFL/Patriots): **Rookie**
Acq: **D7A-09 (232nd)**
College: **Kent State**
Hometown: **Redwood City, Calif.**

★ ★ ★ ★ ★
WIDE RECEIVER

HOW ACQUIRED

Julian Edelman was drafted by the New England Patriots in the seventh round (232nd overall) of the 2009 NFL Draft.

COLLEGE

Played in 31 games to finish his career at Kent State with 4,997 yards passing and 2,664 yards rushing ... Compiled

a career high 3,190 yards of total offense in his senior season with the Golden Flashes and finished his career with 30 touchdown passes and 22 rushing scores. **2008 (Senior):** Was the Golden Flashes' starting quarterback, playing in 12 games and completing 153-of-275 passes for 1,820 yards and 13 touchdowns with 11 interceptions ... Led Kent State in rushing with 1,551 yards on 215 attempts

and ran for 13 touchdowns ... Averaged 114.2 rushing yards per game and 151.7 passing yards per game ... Led the Golden Flashes with 13 total touchdowns (all rushing) ... Compiled 3,190 yards of total offense, an average of 265.8 per game ... Also caught one pass for 11 yards. **2007 (Junior):** Started the first eight games of the season before breaking his arm against Bowling Green on Oct. 20 ... Completed 98-of-189 pass attempts (52 percent) for 1,318 yards, an average of 164.8 yards per game ... Threw for seven touchdowns and nine interceptions ... Rushed 118 times for 455 yards, an average of 3.9 per carry ... Averaged almost 57 rushing yards per game while adding two scores on the ground ... Led the team with 1,773 total yards of offense, averaging 221.6 per game ... Finished third on the team with 455 all-purpose yards. **2006 (Sophomore):** In his first season at Kent State, garnered Second team All-MAC honors and was named the team's Offensive Player of the Year, despite battling through an injury in the second half of the season ... Started every game for the Golden Flashes except at Virginia Tech ... Led the team and was third in the MAC in total offense, averaging 229 yards per contest ... Averaged 169 yards through the air, completing 55 percent of his passes for 1,859 total yards and 10 touchdowns ... Ranked second on the team and eighth in the MAC in

rushing yardage with nearly 60 yards per game on a total of 658 yards and seven scores ... His 42 points scored led the team, six ahead of wide receiver Najah Pruden ... Passed for 305 yards (17-for-21) and two touchdowns (three total) against Akron ... Rushed 23 times for 121 yards against Ohio. **Junior College:** Posted record-setting numbers as a redshirt freshman quarterback at the College of San Mateo in 2005 ... Was named the Most Valuable Player in All-State Region I by the California Community College Football Coaches Association ... Passed for 1,312 yards and 14 touchdowns and rushed for a school-record 2,533 yards and 17 scores ... Helped lead San Mateo to an 8-3 record and second-place finish in the NorCal Conference.

PERSONAL

Julian Edelman was born May 22, 1986 to Angie and Francis Edelman ... As senior at Woodside (Calif.) High School in 2004, led the Wildcats to a 13-0 record and Central Coast Section championship and was named first-team all-league and all-county ... Totaled 2,237 passing yards and 29 touchdowns in his high school career and also rushed for 964 yards and 13 touchdowns ... Majored in business management at Kent State.

★ ★ ★ ★ JULIAN EDELMAN ★ ★ ★ ★											
Pos: WR		Ht: 6-0	Wt: 198	Year: R	Acq: D7a-08 (232nd)	College: Kent State		Born: 5/22/86			
OFFENSIVE STATISTICS											
Year	Team	G/S	Att.	Com.	Yds.	TD	INT	Rush	Yds	Rush TD	Tot. Off.
2005	San Mateo	11/11	169	80	1,312	14	7	192	1,253	17	2,565
2006	Kent St.	11/11	242	134	1,859	10	11	169	658	7	2,517
2007	Kent St.	8/8	189	98	1,318	7	9	118	455	2	1,773
2008	Kent St.	12/12	275	153	1,820	13	11	215	1,551	13	3,190
College Totals		42/42	875	465	6,309	44	38	694	3,917	39	10,045
Additional Career Stats: 1 reception for 11 yards.											



50 SEASONS

#69

Darryl RICHARD

DEFENSIVE LINE

HT: 6-4 WT: 295 lbs

Born: 6/17/86

Exp. (NFL/Patriots): Rookie

Acq: D7b-09 (234th)

College: Georgia Tech

Hometown: Destrehan, La.

HOW ACQUIRED

Darryl Richard was drafted by the New England Patriots in the seventh round (234th overall) of the 2009 NFL Draft.

COLLEGE

Played in 52 games, making 43 starts at Georgia Tech ... Tallied 98 career tackles (60 solo), including 32 tackles for a loss and 12.5 sacks. **2008 (Senior):** Named second team All-ACC and won the prestigious Tatum Award from the ACC and was a finalist for the Draddy Trophy ... Invited to play in the East-West Shrine Bowl in Houston ... One of three tri-captains ... Tallied 10.0 tackles-for-loss and 4.0 sacks ... Recorded one pass break-up and one fumble recovery ... Finished with 32.0 career tackles for loss, which ranks tied for 12th in Georgia Tech history, and 12.5 career sacks, which ranks 16th in Georgia Tech history ... Started 43 times in his career, including a team-best streak of 28 consecutive

starts. **2007 (Junior):** Started all 13 games at defensive tackle ... Averaged more than two tackles per game with 30 on the year ... Produced 11.5 tackles for loss and 4.5 sacks ... Added one pass break-up, one fumble recovery and one forced fumble. **2006 (Sophomore):** Named to the ACC All-Academic team ... Collected 20 tackles with 3.5 tackles-for-loss ... Recorded tackles for a loss in each of the last two games, against Georgia and Wake Forest ... Had 1.5 tackles for a loss in win over Virginia ... Credited with pass break-ups against Troy and Virginia Tech. **2005 (Redshirt):** Redshirted the season due to a knee injury suffered in spring practice. **2004 (Freshman):** Named to *Sports Illustrated's* All-Bowl team after a strong performance in Georgia Tech's victory over Syracuse in the Champs Sports Bowl ... Had two sacks in the game, including one in the end zone for a safety while helping Georgia Tech to hold the Orange to just 51 yards rushing and 281 total yards ... Saw increased

playing time as the season progressed, starting three of the final four games ... Collected seven tackles for a loss on the season, including four sacks while tallying 14 tackles ... Had three tackles with two tackles for a loss and one sack in Tech's win at NC State.

PERSONAL

Darryl Richard II was born June 17, 1986 to Tanda and Darryl Richard ... Attended Destrehan (La.) High School and played in the U.S. Army All-American all-star game ... Recorded 85 tackles, 12 sacks and 18 tackles-for-loss as a senior ... Added 65 tackles and seven sacks as a junior ... Student body president ... One of five national finalists for the 2004

Franklin D. Watkins Memorial Trophy, presented by the National Alliance of African-American Athletes ... Was class valedictorian at Destrehan ... Named to the ACC Academic Honor Roll for 2004-05, 2005-06 and 2006-07 and the ACC All-Academic football team for 2006 ... Member of the Georgia Tech All-Academic team, which recognizes the top scholar-athlete on each team ... Served as president of the Georgia Tech Student-Athlete Advisory Board ... Interested in a potential career in athletic administration after football ... Plays the piano ... Graduated with high honors in three years with a degree in management from Georgia Tech in May 2007 and completed his MBA in December 2008.

★ ★ ★ ★ DARRYL RICHARD ★ ★ ★ ★									
Pos: DL		Ht: 6-4	Wt: 295	Year: R	Acq: D7B-09 (234th)	College: Georgia Tech		Born: 6/17/86	
DEFENSIVE STATISTICS									
Year	Team	G/S	TT	UT	A	FR	FF	SACK	YDS
2004	Georgia Tech	12/4	14	8	6	0	0	4.0	29
2005	Georgia Tech				Medical Redshirt				
2006	Georgia Tech	14/13	20	11	9	0	0	0.0	0
2007	Georgia Tech	13/13	30	19	11	1	1	4.5	32
2008	Georgia Tech	13/13	34	22	12	1	0	4.0	20
Career Totals		52/43	98	60	38	2	1	12.5	81

2009 PATRIOTS ROOKIE AND FIRST-YEAR FREE AGENTS





#62

Titus ADAMS

HT: **6-4** WT: **305 lbs**
 Born: **1/28/1983**
 Exp. (NFL/Patriots): **1/1**
 GP/GS (Playoffs): **0/0**
 Acq: **FA-08**
 College: **Nebraska**
 Hometown: **Omaha, Neb.**



DEFENSIVE LINE

PRO

Titus Adams was drafted by the New York Jets in the seventh round (220th overall) of the 2006 NFL Draft ... Released by the Jets on September 3, 2006 ... Signed to the Jets practice squad on September 6, 2006 ... Signed by the New York Giants off the Jets practice squad on December 6, 2006 ... Released by the Giants on August 17, 2007 ... Signed by the San Diego Chargers as a free agent on August 20, 2007 ... Signed to the Cincinnati Bengals practice squad on December 31, 2007 ... Signed by the Patriots as a free agent on July 24, 2008 ... Released by the Patriots on August 30, 2008 ... Signed to the Patriots practice squad on August 31, 2008 ... Signed by the Patriots on December 30, 2008.

COLLEGE

Earned All-Big 12 Academic First Team honors three times and was a four-year letterman at Nebraska ... Played in

48 games with 21 starts at Nebraska and recorded 134 tackles, 16 tackles for losses, 26 pressures, 3.5 sacks, three passes defended and two interceptions ... As a senior in 2005, recorded 49 tackles, including five tackles for a loss and 1.5 sacks ... As a junior in 2004, played in all 11 games with 10 starts and finished with 37 tackles, including eight for losses.

PERSONAL

Titus Adams was born January 28, 1983 in Omaha, Neb. ... Was a two-time All-Nebraska defensive lineman at Omaha Creighton Prep High School ... Earned All-America honors from Parade, PrepStar, Student Sports and Rivals.com ... A three-year starter who helped the Junior Jays to a Class A state title in 1999 and a runner-up finish in 2000 ... Received the Cletus Fisher Native Son Award at Nebraska ... Earned his degree in business administration from Nebraska.

Tyree BARNES #15

HT: 6-0 WT: 196 lbs
Born: 4/15/1986
Exp. (NFL/Patriots): **Rookie**
Acq: **FA-09**
College: **Navy**
Hometown: **Hampton, Va.**

WIDE RECEIVER

PRO

Tyree Barnes was signed by the Patriots as an undrafted free agent on May 4, 2009.

COLLEGE

As a senior in 2008, played in 13 games, grabbing 20 receptions for 400 yards and two touchdowns ... Accounted for 20 of Navy's 46 receptions on the season and his season tally nearly totaled his 22 career receptions through his first three seasons ... As a junior in 2007, started at wide receiver in all 13 games ... Caught 10 passes for 168 yards and one touchdown ... As a sophomore in 2006, saw action

in 12 of 13 games ... Caught six passes for 105 yards and one touchdown ... Played in all 12 games as a freshman in 2005 ... Scored his first career touchdown on a 33-yard play against Duke ... Scored his second touchdown of the season versus Notre Dame.

PERSONAL

Tyree Dwight Barnes was born on April 15, 1986 ... Attended Kecoughtan (Va.) High School where he lettered twice in both football and basketball ... Twice named all-district on the gridiron and was a two-time recipient of the Zooms Scholar-Athlete Award on the basketball court ... Member of the Future Business Leaders of America.

Brian HOYER #8

HT: 6-2 WT: 215 lbs
Born: 10/13/1985
Exp. (NFL/Patriots): **Rookie**
Acq: **FA-09**
College: **Michigan State**
Hometown: **North Olmstead, Ohio**

QUARTERBACK

PRO

Brian Hoyer was signed by the Patriots as an undrafted free agent on April 30, 2009.

COLLEGE

As a senior in 2008, threw for 2,404 yards and nine touchdowns ... Finished his career ranked among Michigan State's career leaders in pass attempts (second - 896), passing yards (third - 6,159), pass completions (third - 500), touchdown passes (sixth - 35) ... As a junior in 2007, completed 223-of-376 throws for 2,725 yards, 20 touchdowns and 11 interceptions ... Honorable mention All-Big Ten selection ... As a sophomore in 2006, appeared in eight games and completed 82-of-144 passes for 863 yards, four touchdowns and three interceptions ... Threw for 291 yards and one touchdown against Penn State with a school record 61 pass attempts in his first start ... As a freshman in 2005, saw action in five games, completing 15-

of-23 attempts (.652) for 167 yards and two touchdowns ... Redshirted in 2004.

PERSONAL

Brian Hoyer was born the son of Julie and Axel Hoyer on October 13, 1985 ... Was a two-year starter for Coach Chuck Kyle at St. Ignatius High School in Cleveland ... Associated Press Division I honorable mention all-state selection as a senior while completing 158-of-281 throws for 2,570 yards, 21 touchdowns in 2003 ... Connected on 131-of-263 passes for 2,130 yards, 18 touchdowns in 2002 ... Also competed in baseball as a pitcher, infielder and outfielder ... Compiled an 8-1 record with a 1.99 ERA as a sophomore while leading St. Ignatius to the 2002 Division I state championship ... Earned a bachelor's degree in interdisciplinary studies in social science - community relations from Michigan State.





#44

Eric KETTANI

HT: 5-11 WT: 235 lbs

Born: 3/26/1987

Exp. (NFL/Patriots): **Rookie**

Acq: **FA-09**

College: **Navy**

Hometown: **Kirtland, Ohio**

RUNNING BACK

PRO

Eric Kettani was signed by the Patriots as an undrafted free agent on May 4, 2009.

COLLEGE

As a senior in 2008, played in all 13 games and led the team in carries with 190 for 982 yards and four touchdowns ... As a junior in 2007, played in all 13 games and made five starts ... Led the team with 880 rushing yards on 152 carries (5.8 avg) with 10 touchdowns ... Collected a career-best 126 yards, his first-career 100-yard game, on just nine carries with a pair of touchdowns against Ball State ... As a sophomore in 2006, played in all 13 games ... Made 53

carries for 229 yards and one touchdown ... As a freshman in 2005, saw action in three games, playing against Rice, Tulane and Army.

PERSONAL

Eric Nordeine Kettani was born on March 26, 1987 ... Was a three-year letter-winner at Lake Catholic (Ohio) High School ... Named the *News-Herald* Player of the Year and the *Cleveland Plain-Dealer* Defensive Player of the Year as a senior ... Also named First-Team All-Northeast Ohio and earned all-state honors ... As a freshman, was part of a state championship team that posted a 13-2 record.





#38

Jamar LOVE

HT: 6-0 WT: 191 lbs

Born: 11/8/86

Exp. (NFL/Patriots): **Rookie**

Acq: **FA-09**

College: **Arkansas**

Hometown: **North Little Rock, Ark.**

DEFENSIVE BACK

PRO

Jamar Love was signed by the Patriots as an undrafted free agent on April 30, 2009.

COLLEGE

As a senior in 2008, played in nine games with six starts and finished with a career-high 39 tackles (25 solo) and eight passes defended ... Led the Razorbacks in tackles with nine against Texas ... As a junior in 2007, saw action in all 13 games and made two starts ... Tallied 22 tackles (16 solo) with three sacks for 23 yards and four passes defended ... As a sophomore in 2006, played in all 14 games and made one start ... Made 16 tackles (12 solo) along with six special teams tackles and three passes defended ... As a

freshman in 2005, played in six games and saw action on special teams ... Made two special teams tackles.

PERSONAL

Jamar Love was born the son of Carol Morgan on November 8, 1986 ... Attended North Little Rock High School ... In his senior season, recorded 55 tackles, seven pass break ups, two tackles for loss and three forced fumbles on defense and also had 45 carries for 465 yards and two touchdowns on offense ... Member of the *Arkansas Democrat-Gazette's* All-Metro team as a senior ... Participated in the 2005 Arkansas High School All-Star Game at Donald W. Reynolds Razorback Stadium ... Also competed in track and field during his prep career ... Majored in sociology at Arkansas.



50 SEASONS

#1

Tom MALONE

HT: 6-0 WT: 205 lbs
 Born: 3/29/84
 Exp. (NFL/Patriots): 1/1
 GP/GS (Playoffs): 0/0
 Acq: FA-09
 College: Southern California
 Hometown: Lake Elsinore, Calif.

PUNTER

PRO

Tom Malone was originally signed by the San Francisco 49ers as a rookie free agent (5/5/06) ... Released by the 49ers (6/29/06) ... Signed to the Patriots' practice squad (12/20/06) ... Signed to the Patriots' active roster (1/23/07) ... Released by the Patriots (8/22/07) ... Signed to the Patriots' practice squad (9/10/08) ... Released from the Patriots' practice squad (9/15/08) ... Re-signed to the Patriots' practice squad (11/26/08) ... Signed by the Patriots to a future contract (12/30/08) ... Released by the Patriots (5/5/09) ... Re-signed by the Patriots (6/1/09).

COLLEGE

Played four seasons at USC from 2002-05 ... Malone's 44.1 career punting average (on 183 punts) shares the USC record and is just shy of the all-time Pac-10 mark ... Fifty-six of his 183 career punts traveled at least 50 yards and 95 pinned opponents within the 20-yard line ... As a senior, appeared in 11 games and averaged 41.7 yards on 30 punts, including 11 within the 20-yard line and 5 traveling

50 yards ... As a junior, appeared in all 13 games, averaged 43.8 yards on 49 punts ... Was a semifinalist for the 2004 Ray Guy Award ... Was 1 of 10 semifinalists for the 2003 Ray Guy Award and made the AP All-American second team ... He was named to the 2003 All-Pac-10 first team ... His 49.0 punting average broke the USC season record by 3.4 yards.

PERSONAL

Tom Malone was born on March 29, 1984 ... Was a punter and placekicker at Temescal Canyon High in Lake Elsinore (Calif.) ... Averaged 43.4 yards per punt in 2001 and 9 of his 38 punts pinned opponents inside the 10-yard line ... Also kicked 46- and 47-yard field goals in 2001 ... As a junior in 2000, he made the All-CIF Division V first team while averaging 41.5 yards per punt ... Also played wide receiver and holds the school record in the 200 meters ... Was the subject of the malone4heisman.com website created by some USC fans in 2004 ... Was a political science major at USC.



50 SEASONS

#10

Terrence NUNN

HT: 6-0 WT: 195 lbs
 Born: 7/25/86
 Exp. (NFL/Patriots): Rookie
 Acq: FA-09
 College: Nebraska
 Hometown: Houston, Texas

WIDE RECEIVER

PRO

Terrence Nunn was signed by the Patriots as an undrafted free agent on May 11, 2009.

COLLEGE

As a senior in 2007, played in all 12 games with 10 starts and had 35 receptions for 452 yards and one touchdown ... As a junior in 2006, set a career high with 597 receiving yards on 42 catches and three touchdowns ... Also returned a team high 18 punts for an average of 8.5 yards per return ... As a sophomore in 2005, tallied a career high seven touchdown receptions with a career-best 43 catches and 495 receiving yards ... As a freshman in 2004, played in 11 games with six starts and made 16 receptions for 218 yards.

PERSONAL

Terrence Nunn was born the son of Arlene and Allester Nunn on July 25, 1986 ... Attended Cypress Falls (Houston, Texas) High School where he was a first-team all-district selection in his final two years ... Hauled in 34 passes for 471 yards and five touchdowns as a senior and was his team's offensive MVP ... Also was a four-year letterman on the track team and ran the 100-meter and relay events ... Volunteered on Nebraska's team hospital visits and Chalk Talk Youth Programs ... Majored in communications at Nebraska.



30 SEASONS

#14

**Robert
ORTIZ**

HT: **6-1** WT: **195 lbs**
 Born: **5/30/83**
 Exp. (NFL/Patriots): **1/1**
 GP/GS (Playoffs): **0/0**
 Acq: **FA-09**
 College: **San Diego State**
 Hometown: **San Diego, Calif.**

WIDE RECEIVER

PRO

Robert Ortiz was signed by the San Diego Chargers as an undrafted free agent on May 4, 2006... Released by San Diego on September 2, 2006... Signed by the Seattle Seahawks on June 28, 2007... Released by Seattle on August 28, 2007... Signed by the Patriots as a free agent on May 13, 2008... Released by the Patriots on July 26, 2008... Signed by the San Francisco 49ers on July 29, 2008... Released by San Francisco on August 30, 2008... Signed by the Patriots as a free agent on May 4, 2009.

COLLEGE

Finished his career at San Diego State with 137 catches for 1,620 yards and 13 touchdowns... Became a starter after walking on to the school's football team... As a senior in

2005, was the team's second-leading receiver... As a junior in 2004, tied for the team lead with six touchdown catches and ranked second with 52 catches for 728 yards... Redshirted in 2001.

PERSONAL

Robert Ortiz was born the son of Judy and Robert Ortiz on May 30, 1983... Attended Horizon High School (San Diego, Calif.) where he was a first-team All-Coastal League and second-team All-CIF as a senior... Played wide receiver and defensive back in high school... Also lettered in basketball, baseball and track... Earned academic all-conference honors... Graduated with a degree in communications from San Diego State.



30 SEASONS

#91

**Jermail
PORTER**

HT: **6-5** WT: **310 lbs**
 Born: **5/24/86**
 Exp. (NFL/Patriots): **Rookie**
 Acq: **FA-09**
 College: **Kent State**
 Hometown: **Akron, Ohio**

OFFENSIVE LINE

PRO

Jermail Porter was signed by the Patriots as an undrafted free agent on April 30, 2009.

COLLEGE

Porter wrestled at Kent State and did not play college football... Finished with a 119-43 career record... Placed sixth at the 2009 NCAA Championships... Became the first Kent State wrestler since 1986 to earn All-America status at the NCAA Championships... Finished the 2008-09 season with a 31-4 record and 29 consecutive matches... Won the MAC Conference heavyweight championship as a senior... As a junior in the 2007-08 season, received an at-large bid to the NCAA Championships and finished 34-11 and led the team in wins... As a sophomore in the 2006-07 season, earned a trip to the NCAA Tournament by placing second at

the MAC Championships and finished with a 23-12 record, including five pins... As a freshman in the 2005-06 season, earned MAC Freshman of the Year honors, compiling a 20-10 record... Redshirted for the 2004-05 season, posting an 11-6 record, wrestling in open events.

PERSONAL

Jermail Porter was born the son of Terri and Cornelius Porter on May 24, 1986... Attended Firestone (Akron, Ohio) High School and posted a 94-18 career record in wrestling... Was state runner-up, district, sectional and city champion as a senior... Garnered all-city honors three times in addition to All-Beacon Journal and All-Summit County honors as a senior... Did not play football in high school... Majored in criminal justice at Kent State.



50 SEASONS

#69

Ryan WENDELL

HT: 6-2 WT: 285 lbs
 Born: 3/4/86
 Exp. (NFL/Patriots): 1/1
 GP/GS (Playoffs): 0/0
 Acq: FA-08
 College: Fresno State
 Hometown: Diamond Bar, Calif.

GUARD

PRO

Ryan Wendell was signed by the Patriots as an undrafted free agent on May 2, 2008 ... Released by the Patriots on August 26, 2008 ... Signed to the Patriots practice squad on September 24, 2008 ... Signed by the Patriots to a future contract on December 30, 2008.

COLLEGE

As a junior in 2006, started all 12 games, eight at guard and four at center... Part of a Bulldog line that set a school record for fewest sacks surrendered with 12... Earned All-WAC and Academic All-WAC honors... As a sophomore in 2005, started all 13 games and was part of an offensive line that surrendered just 14 sacks in 400 pass attempts... Played in nine games as a true freshman in 2004... Selected the WAC Co-Freshman of the Year, making him just

the second lineman ever honored in league history... Part of an offensive line that led the nation's fifth ranked offense, scoring more than 38 points per game.

PERSONAL

Ryan Wendell was born on March 4, 1986... Attended Diamond Bar High School where he had his jersey retired and was named to the school's hall of fame... Selected first-team All-CIF Southern Section as a defensive lineman as a senior and won it as an offensive lineman as a junior... Named the Sierra League's Most Valuable Player... An excellent student, who won the California Governor's Scholar Share Award... Also wrestled and placed second in the Sierra League and sixth in the Southern Section as a junior.



50 SEASONS

#16

Shun WHITE

HT: 5-8 WT: 195 lbs
 Born: 12/9/85
 Exp. (NFL/Patriots): Rookie
 Acq: FA-09
 College: Navy
 Hometown: Memphis, Tenn.

WIDE RECEIVER

PRO

Shun White was signed by the Patriots as an undrafted free agent on May 4, 2009.

COLLEGE

As a senior in 2008, played in all 13 games and led Navy in rushing with 1,092 yards on 132 carries and eight rushing touchdowns ... Caught four passes for 92 yards and one touchdown ... As a junior in 2007, played in 12 games and made two starts ... Tallied 620 rushing yards on 78 rushes and seven touchdowns ... Also caught eight passes for 118 yards and one touchdown ... Posted a career best 131 rushing yards on just seven carries at North Texas ... As a

sophomore in 2006, played in all 13 games and registered 48 carries for 578 yards (11.3 avg) and five touchdowns ... As a freshman in 2005, played in three games, including significant action in the Poinsettia Bowl.

PERSONAL

Shun Terrell White was born on December 9, 1985 ... Attended Raleigh-Egypt (Memphis, Tenn.) High School and was a three-year letter-winner in football and track ... Was an all-state selection in both football and track as a senior and served as team captain in both sports ... Member of the state championship track team in his senior year.



2009 ALPHABETICAL ROSTER



#	NAME	POS	HT	WT	BORN	YR	COLLEGE	H.S. HOMETOWN
62 b	Adams, Titus	DL	6-4	305	1/28/83	1	Nebraska	Omaha, Neb.
88	Aiken, Sam	WR	6-2	215	12/14/80	7	North Carolina	Kenansville, N.C.
52	Alexander, Eric	LB	6-2	240	2/8/82	5	Louisiana State	Port Arthur, Texas
87	Baker, Chris	TE	6-3	258	11/18/79	8	Michigan State	St. Albans, N.Y.
95	Banta-Cain, Tully	LB	6-2	250	8/28/80	7	California	Sunnyvale, Calif.
15	Barnes, Tyree	WR	6-0	196	4/15/86	R	Navy	Hampton, Va.
23	Bodden, Leigh	CB	6-1	193	9/24/81	7	Duquesne	Hyattsville, Md.
60 b	Brace, Ron	DL	6-3	330	12/18/86	R	Boston College	Worcester, Mass.
12	Brady, Tom	QB	6-4	225	8/3/77	10	Michigan	San Mateo, Calif.
65	Britt, Wesley	T	6-8	320	11/21/81	4	Alabama	Cullman, Ala.
54	Bruschi, Teddy	LB	6-1	247	6/9/73	14	Arizona	Roseville, Calif.
75 w	Bussey, George	OL	6-3	305	10/24/84	R	Louisville	Louisville, Ky.
27	Butler, Darius	CB	5-10	185	3/18/86	R	Connecticut	Ft. Lauderdale, Fla.
25	Chung, Patrick	S	5-11	212	8/19/87	R	Oregon	Rancho Cucamonga, Calif.
50	Ciurciu, Vinny	LB	6-0	240	5/2/80	7	Boston College	Paramus, N.J.
63	Connolly, Dan	OL	6-4	313	9/2/82	4	Southeast Missouri St.	St. Louis, Mo.
98	Crable, Shawn	LB	6-5	243	12/26/84	2	Michigan	Massillon, Ohio
85	DeVree, Tyson	TE	6-6	245	11/12/84	2	Colorado	Hudsonville, Mich.
11	Edelman, Julian	WR	6-0	198	5/22/86	R	Kent State	Redwood City, Calif.
33	Faulk, Kevin	RB	5-8	202	6/5/76	11	Louisiana State	Carencro, La.
13	Galloway, Joey	WR	5-11	197	11/20/71	15	Ohio State	Bellaire, Ohio
3	Gostkowski, Stephen	K	6-1	215	1/28/84	4	Memphis	Madison, Miss.
97	Green, Jarvis	DL	6-3	285	1/12/79	8	Louisiana State	Donaldsonville, La.
42	Green-Ellis, BenJarvus	RB	5-11	215	7/2/85	2	Mississippi	New Orleans, La.
7	Gutierrez, Matt	QB	6-4	230	6/9/84	3	Idaho State	Concord, Calif.
59	Guyton, Gary	LB	6-3	245	11/14/85	2	Georgia Tech	Hinesville, Ga.
6	Hanson, Chris	P	6-2	202	10/25/76	11	Marshall	Sharpsburg, Ga.
71	Hochstein, Russ	OL	6-4	305	10/7/77	9	Nebraska	Hartington, Neb.
45	Hodel, Nathan	LS	6-2	240	11/12/77	8	Illinois	Fairview Heights, Ill.
8	Hoyer, Brian	QB	6-2	215	10/13/85	R	Michigan State	North Olmstead, Ohio
47 w	Ingram, Jake	LS	6-3	235	10/23/85	R	Hawaii	Mililani, Hawaii
60 w	Johnson, Al	OL	6-5	305	1/27/79	7	Wisconsin	Brussels, Wisc.
77	Kaczur, Nick	T	6-4	315	7/28/79	5	Toledo	Brantford, Ontario
44	Kettani, Eric	RB	5-11	235	3/26/87	R	Navy	Kirtland, Ohio
67	Koppen, Dan	C	6-2	296	9/12/79	7	Boston College	Whitehall, Pa.
47 b	Lenon, Paris	LB	6-2	235	11/26/77	8	Richmond	Lynchburg, Va.
64	LeVoi, Mark	T	6-7	310	7/29/82	3	Notre Dame	Eden Prairie, Minn.
17	Lewis, Greg	WR	6-0	185	2/12/80	7	Illinois	Matteson, Ill.
72	Light, Matt	T	6-4	305	6/23/78	9	Purdue	Greenville, Ohio
38	Love, Jamar	DB	6-0	191	11/8/86	R	Arkansas	North Little Rock, Ark.
1	Malone, Tom	P	6-0	205	3/29/84	1	Southern California	Lake Elsinore, Calif.
70	Mankins, Logan	G	6-4	310	3/10/82	5	Fresno State	Catheys Valley, Calif.
39	Maroney, Laurence	RB	5-11	220	2/5/85	4	Minnesota	St. Louis, Mo.
51	Mayo, Jerod	LB	6-1	245	2/23/86	2	Tennessee	Hampton, Va.



2009 ALPHABETICAL ROSTER



#	NAME	POS	HT	WT	BORN	YR	COLLEGE	H.S. HOMETOWN
43	McGowan, Brandon	S	5-11	210	9/26/83	5	Maine	Jersey City, N.J.
53	McKenzie, Tyrone	LB	6-2	240	12/11/85	R	South Florida	Riverview, Fla.
31	Meriweather, Brandon	S	5-11	200	1/14/84	3	Miami (Fla.)	Apopka, Fla.
34	Morris, Sammy	RB	6-0	220	3/23/77	10	Texas Tech	San Antonio, Texas
81	Moss, Randy	WR	6-4	210	2/13/77	12	Marshall	Rand, W. Va.
61	Neal, Stephen	G	6-4	305	10/9/76	8	Cal State-Bakersfield	San Diego, Calif.
10	Nunn, Terrence	WR	6-0	195	7/25/86	R	Nebraska	Houston, Texas
68	O'Callaghan, Ryan	T	6-7	330	7/19/83	4	California	Redding, Calif.
5	O'Connell, Kevin	QB	6-5	230	5/25/85	2	San Diego State	Carlsbad, Calif.
62 w	Ohrnberger, Rich	OL	6-2	300	2/14/86	R	Penn State	East Meadow, N.Y.
14	Ortiz, Robert	WR	6-1	195	5/30/83	1	San Diego State	San Diego, Calif.
91 w	Porter, Jermail	OL	6-5	310	5/24/86	R	Kent State	Akron, Ohio
91 b	Pryor, Myron	DL	6-1	310	6/13/86	R	Kentucky	Louisville, Ky.
49	Redd, Vince	LB	6-6	260	9/1/85	2	Liberty	Elizabethton, Tenn.
69 b	Richard, Darryl	DL	6-4	295	6/17/86	R	Georgia Tech	Destrehan, La.
35	Richardson, Mike	CB	5-11	190	2/18/84	3	Notre Dame	Warner Robins, Ga.
36	Sanders, James	S	5-10	210	11/11/83	5	Fresno State	Porterville, Calif.
93	Seymour, Richard	DL	6-6	310	10/6/79	9	Georgia	Gadsden, S.C.
18	Slater, Matthew	WR	6-0	200	9/9/85	2	UCLA	Anaheim, Calif.
80	Smith, Alex	TE	6-4	258	5/22/82	5	Stanford	Denver, Colo.
90	Smith, Le Kevin	DL	6-3	308	7/21/82	4	Nebraska	Macon, Ga.
28	Spann, Antwain	S	6-0	200	2/22/83	4	Louisiana-Lafayette	Oceanside, Calif.
29	Springs, Shawn	CB	6-0	204	3/11/75	13	Ohio State	Silver Spring, Md.
19	Tate, Brandon	WR	6-1	195	10/5/87	R	North Carolina	Burlington, N.C.
21	Taylor, Fred	RB	6-1	228	1/27/76	12	Florida	Belle Glade, Fla.
96	Thomas, Adalius	LB	6-2	270	8/18/77	10	Southern Mississippi	Equality, Ala.
86	Thomas, David	TE	6-3	248	7/5/83	4	Texas	Wolfforth, Texas
41	Ventrone, Ray	S	5-10	200	10/21/82	4	Villanova	Pittsburgh, Pa.
76 w	Vollmer, Sebastian	OL	6-8	315	7/10/84	R	Houston	Kaarst, Germany
94	Warren, Ty	DL	6-5	300	2/6/81	7	Texas A&M	Bryan, Texas
84	Watson, Benjamin	TE	6-3	255	12/18/80	6	Georgia	Rock Hill, S.C.
83	Welker, Wes	WR	5-9	185	5/1/81	6	Texas Tech	Oklahoma City, Okla.
69 w	Wendell, Ryan	G	6-2	285	3/4/86	1	Fresno State	Diamond Bar, Calif.
22	Wheatley, Terrence	CB	5-9	185	5/5/85	2	Colorado	Plano, Texas
16	White, Shun	WR	5-8	195	12/9/85	R	Navy	Memphis, Tenn.
75 b	Wilfork, Vince	NT	6-2	325	11/4/81	6	Miami (Fla.)	Boynton Beach, Fla.
24	Wilhite, Jonathan	CB	5-11	185	2/23/84	2	Auburn	Monroe, La.
76 b	Williams, Stephen	DL	6-2	300	9/21/81	2	Northwest Missouri St.	Bolingbrook, Ill.
26	Williams, Tank	S	6-2	223	6/30/80	8	Stanford	Bay St. Louis, Miss.
58	Woods, Pierre	LB	6-5	255	1/6/82	4	Michigan	Cleveland, Ohio
99	Wright, Mike	DL	6-4	295	3/1/82	5	Cincinnati	Cincinnati, Ohio
74	Yates, Billy	G	6-2	305	4/15/80	6	Texas A&M	Fort Worth, Texas

b-Blue Practice Jersey w-White Practice Jersey

★ ★ ★ **2009 NUMERICAL ROSTER** ★ ★ ★

#	NAME	POS	HT	WT	AGE	YR	COLLEGE	HOW ACQUIRED
1	Tom Malone	P	6-0	205	25	1	Southern California	FA(SF)-06
3	Stephen Gostkowski	K	6-1	215	25	4	Memphis	D4b-06
5	Kevin O'Connell	QB	6-5	230	24	2	San Diego State	D3b-08
6	Chris Hanson	P	6-2	202	32	11	Marshall	FA(NO)-07
7	Matt Gutierrez	QB	6-4	230	25	3	Idaho State	FA-07
8	Brian Hoyer	QB	6-2	215	23	R	Michigan State	FA-09
10	Terrence Nunn	WR	6-0	195	22	R	Nebraska	FA-09
11	Julian Edelman	WR	6-0	198	23	R	Kent State	D7a-09
12	Tom Brady	QB	6-4	225	31	10	Michigan	D6b-00
13	Joey Galloway	WR	5-11	197	37	15	Ohio State	FA(TB)-09
14	Robert Ortiz	WR	6-1	195	26	1	San Diego State	FA-09
15	Tyree Barnes	WR	6-0	196	23	R	Navy	FA-09
16	Shun White	WR	5-8	195	23	R	Navy	FA-09
17	Greg Lewis	WR	6-0	185	29	7	Illinois	TR(PHI)-09
18	Matthew Slater	WR	6-0	200	23	2	UCLA	D5-08
19	Brandon Tate	WR	6-1	195	21	R	North Carolina	D3a-09
21	Fred Taylor	RB	6-1	228	33	12	Florida	FA(JAX)-09
22	Terrence Wheatley	CB	5-9	185	24	2	Colorado	D2-08
23	Leigh Bodden	CB	6-1	193	27	7	Duquesne	FA(DET)-09
24	Jonathan Wilhite	CB	5-11	185	25	2	Auburn	D4-08
25	Patrick Chung	S	5-11	212	21	R	Oregon	D2a-09
26	Tank Williams	S	6-2	223	28	8	Stanford	UFA(MIN)-08
27	Darius Butler	CB	5-10	185	23	R	Connecticut	D2c-09
28	Antwain Spann	S	6-0	200	26	4	Louisiana-Lafayette	FA(NYG)-06
29	Shawn Springs	CB	6-0	204	34	13	Ohio State	FA(WAS)-09
31	Brandon Meriweather	S	5-11	200	25	3	Miami (Fla.)	D1-07
33	Kevin Faulk	RB	5-8	202	33	11	Louisiana State	D2-99
34	Sammy Morris	RB	6-0	220	32	10	Texas Tech	UFA(MIA)-07
35	Mike Richardson	CB	5-11	190	25	3	Notre Dame	D6b-07
36	James Sanders	S	5-10	210	25	5	Fresno State	D4-05
38	Jamar Love	DB	6-0	191	22	R	Arkansas	FA-09
39	Laurence Maroney	RB	5-11	220	24	4	Minnesota	D1-06
41	Ray Ventrone	S	5-10	200	26	4	Villanova	FA(NYJ)-07
42	BenJarvus Green-Ellis	RB	5-11	215	23	2	Mississippi	FA-08
43	Brandon McGowan	S	5-11	210	25	5	Maine	UFA(CHI)-09
44	Eric Kettani	RB	5-11	235	22	R	Navy	FA-09
45	Nathan Hodel	LS	6-2	240	31	8	Illinois	FA(ARZ)-09
47b	Paris Lenon	LB	6-2	235	31	8	Richmond	UFA(DET)-09
47w	Jake Ingram	LS	6-3	235	23	R	Hawaii	D6a-09
49	Vince Redd	LB	6-6	260	23	2	Liberty	FA-08
50	Vinny Ciurciu	LB	6-0	240	29	7	Boston College	FA(MIN)-09
51	Jerod Mayo	LB	6-1	245	23	2	Tennessee	D1-08
52	Eric Alexander	LB	6-2	240	27	5	Louisiana State	FA-04
53	Tyrone McKenzie	LB	6-2	240	23	R	South Florida	D3b-09

**2009 NUMERICAL ROSTER**

#	NAME	POS	HT	WT	AGE	YR	COLLEGE	HOW ACQUIRED
54	Tedy Bruschi	LB	6-1	247	36	14	Arizona	D3-96
58	Pierre Woods	LB	6-5	255	27	4	Michigan	FA-06
59	Gary Guyton	LB	6-3	245	23	2	Georgia Tech	FA-08
60b	Ron Brace	DL	6-3	330	22	R	Boston College	D2b-09
60w	Al Johnson	OL	6-5	305	30	7	Wisconsin	FA(MIA)-09
61	Stephen Neal	G	6-4	305	32	8	Cal State-Bakersfield	FA-01
62b	Titus Adams	DL	6-4	305	26	1	Nebraska	FA(CIN)-08
62w	Rich Ohrnberger	OL	6-2	300	23	R	Penn State	D4-09
63	Dan Connolly	OL	6-4	313	26	4	Southeast Missouri St.	FA(JAX)-08
64	Mark LeVoir	T	6-7	310	26	3	Notre Dame	CW (STL)-08
65	Wesley Britt	T	6-8	320	27	4	Alabama	FA(SD)-05
67	Dan Koppen	C	6-2	296	29	7	Boston College	D5-03
68	Ryan O'Callaghan	T	6-7	330	25	4	California	D5-06
69b	Darryl Richard	DL	6-4	295	23	R	Georgia Tech	D7b-09
69w	Ryan Wendell	G	6-2	285	23	1	Fresno State	FA-08
70	Logan Mankins	G	6-4	310	27	5	Fresno State	D1-05
71	Russ Hochstein	OL	6-4	305	31	9	Nebraska	FA(TB)-02
72	Matt Light	T	6-4	305	31	9	Purdue	D2-01
74	Billy Yates	G	6-2	305	29	6	Texas A&M	FA(MIA)-04
75b	Vince Wilfork	NT	6-2	325	27	6	Miami (Fla.)	D1a-04
75w	George Bussey	OL	6-3	305	23	R	Louisville	D5-09
76b	Stephen Williams	DL	6-2	300	27	2	Northwest Missouri St.	FA(CAR)-09
76w	Sebastian Vollmer	OL	6-8	315	24	R	Houston	D2d-09
77	Nick Kaczur	T	6-4	315	29	5	Toledo	D3b-05
80	Alex Smith	TE	6-4	258	27	5	Stanford	TR(TB)-09
81	Randy Moss	WR	6-4	210	32	12	Marshall	TR (OAK)-07
83	Wes Welker	WR	5-9	185	28	6	Texas Tech	TR (MIA)-07
84	Benjamin Watson	TE	6-3	255	28	6	Georgia	D1b-04
85	Tyson DeVree	TE	6-6	245	24	2	Colorado	FA-08
86	David Thomas	TE	6-3	248	25	4	Texas	D3-06
87	Chris Baker	TE	6-3	258	29	8	Michigan State	FA(NYJ)-09
88	Sam Aiken	WR	6-2	215	28	7	North Carolina	UFA (BUF)-08
90	Le Kevin Smith	DL	6-3	308	26	4	Nebraska	D6c-06
91b	Myron Pryor	DL	6-1	310	23	R	Kentucky	D6b-09
91w	Jermail Porter	OL	6-5	310	23	R	Kent State	FA-09
93	Richard Seymour	DL	6-6	310	29	9	Georgia	D1-01
94	Ty Warren	DL	6-5	300	28	7	Texas A&M	D1-03
95	Tully Banta-Cain	LB	6-2	250	28	7	California	FA(SF)-09
96	Adalius Thomas	LB	6-2	270	31	10	Southern Mississippi	UFA(BAL)-07
97	Jarvis Green	DL	6-3	285	30	8	Louisiana State	D4b-02
98	Shawn Crable	LB	6-5	243	24	2	Michigan	D3a-08
99	Mike Wright	DL	6-4	295	27	5	Cincinnati	FA-05

b-Blue Practice Jersey w-White Practice Jersey



HOW THE 2009 PATRIOTS WERE BUILT



YEAR	DRAFTEES (38)	VETERAN FREE AGENTS (20)	WAIVERS (1) / TRADES (4)	ROOKIE AND FIRST-YEAR FREE AGENTS (23)
1996	Tedy Bruschi (3)			
1997				
1998				
1999	Kevin Faulk (2)			
2000	Tom Brady (6b)			
2001	Richard Seymour (1) Matt Light (2)			Stephen Neal (fa)
2002	Jarvis Green (4b)			Russ Hochstein (5)(TB)
2003	Ty Warren (1) Dan Koppen (5)			
2004	Vince Wilfork (1a) Benjamin Watson (1b)	Billy Yates (fa)(MIA)		Eric Alexander (fa)
2005	Logan Mankins (1) Nick Kaczur (3b) James Sanders (4)			Wesley Britt (5)(SD) Mike Wright (fa)
2006	Laurence Maroney (1) David Thomas (3) Stephen Gostkowski (4b) Ryan O'Callaghan (5) Le Kevin Smith (6c)			Antwain Spann (fa)(NYG) Pierre Woods (fa)
2007	Brandon Meriweather (1) Mike Richardson (6)	Chris Hanson (fa)(NO) Sammy Morris (5)(MIA) Adalius Thomas (6)(BAL) Ray Ventrone (fa)(NYJ)	Randy Moss (1)(tr-OAK) Wes Welker (fa)(tr-MIA)	Matt Gutierrez (fa)
2008	Jerod Mayo (1) Terrence Wheatley (2) Shawn Crable (3a) Kevin O'Connell (3b) Jonathan Wilhite (4) Matthew Slater (5)	Sam Aiken (4)(BUF) Dan Connolly (fa)(JAX) Tank Williams (2)(MIN)	Mark LeVoi (fa)(cw-STL)	Titus Adams (7)(CIN) Tyson DeVree (fa) BenJarvus Green-Ellis (fa) Gary Guyton (fa) Robert Ortiz (fa)(SEA) Vince Redd (fa) Ryan Wendell (fa)
2009	Patrick Chung (2a) Ron Brace (2b) Darius Butler (2c) Sebastian Vollmer (2d) Brandon Tate (3a) Tyrone McKenzie (3b) Rich Ohrnberger (4) George Bussey (5) Jake Ingram (6a) Myron Pryor (6b) Julian Edelman (7a) Darryl Richard (7b)	Chris Baker (3)(NYJ) Tully Banta-Cain (7)(SF) Leigh Bodden (fa)(DET) Vinny Ciurciu (fa)(MIN) Joey Galloway (1)(TB) Nathan Hodel (fa)(ARZ) Al Johnson (2)(MIA) Paris Lenon (fa)(DET) Brandon McGowan (fa)(CHI) Shawn Springs (1)(WAS) Fred Taylor (1)(JAX) Stephen Williams (fa)(CAR)	Greg Lewis (fa)(tr-PHI) Alex Smith (3)(tr-TB)	Tyree Barnes (fa) Brian Hoyer (fa) Eric Kettani (fa) Jamar Love (fa) Tom Malone (fa) Terrence Nunn (fa) Jermaine Porter (fa) Shun White (fa)

NOTE: Team in parenthesis is the player's last team prior to joining the Patriots

(#) – indicates round drafted

(fa) – indicates non-drafted free agents

Great execution has its rewards . . .



*Whether you are scoring
on the field . . .*

*or bringing products to
market around the world.*

discover.
satisfaction



When your supply chain execution is in the best hands possible.

As a leading provider of global supply chain management services and solutions, ModusLink has decades of experience helping technology companies bring their products to market around the world with greater **efficiency, speed** and **cost savings**.

*Contact us today . . .
and **discover** the satisfaction
of great execution!*

info@moduslink.com
781-663-5000


ModusLink
GLOBAL SOLUTIONS

www.moduslink.com

2008 SEASON



The 2008 New England Patriots



The 1985 AFC Champion
New England Patriots



The 1960 Boston Patriots



2008 FINAL STATISTICS (11-5)

Head Coach: Bill Belichick • Second in AFC East • Home Stadium: Gillette Stadium

DATE	W/L	SCORE	OPPONENT	ATTENDANCE
9/07	W	17-10	Kansas City	68,756
9/14	W	19-10	at New York Jets	78,554
9/21	L	13-38	Miami	68,756
10/05	W	30-21	at San Francisco	67,650
10/12	L	10-30	at San Diego	68,704
10/20	W	41-7	Denver	68,756
10/26	W	23-16	St. Louis	68,756
11/02	L	15-18	at Indianapolis	66,508
11/09	W	20-10	Buffalo	68,756
11/13	L	31-34	New York Jets	68,756
11/23	W	48-28	at Miami	67,146
11/30	L	10-33	Pittsburgh	68,756
12/07	W	24-21	at Seattle	68,077
12/14	W	49-26	at Oakland	62,179
12/21	W	47-7	Arizona	68,756
12/28	W	13-0	at Buffalo	71,282

RUSHING	NO	YDS	AVG	LG	TD
Morris	156	727	4.7	35	7
Faulk	83	507	6.1	41	3
Jordan	80	363	4.5	49t	4
Green-Ellis	74	275	3.7	15	5
Cassel	73	270	3.7	19	2
Maroney	28	93	3.3	17	0
Welker	3	26	8.7	19	0
Evans	11	23	2.1	4	0
Moss	2	0	0.0	2	0
O'Connell	3	-6	-2.0	-2	0
Patriots	513	2278	4.4	49t	21
Opponents	415	1722	4.1	62t	8

RECEIVING	NO	YDS	AVG	LG	TD
Welker	111	1165	10.5	64	3
Moss	69	1008	14.6	76t	11
Faulk	58	486	8.4	22	3
Gaffney	38	468	12.3	37	2
Watson	22	209	9.5	29	2
Morris	17	161	9.5	42	0
D.Thomas	9	93	10.3	18	0
Aiken	8	101	12.6	43	0
Evans	3	59	19.7	28	0
Green-Ellis	3	37	12.3	20	0
Washington	1	3	3.0	3	0
Patriots	339	3790	11.2	76t	21
Opponents	288	3461	12.0	78t	27

INTERCEPTIONS	NO	YDS	AVG	LG	TD
Meriweather	4	25	6.3	19	0
O'Neal	3	49	16.3	47	0
Hobbs	3	0	0.0	4	0
Wilhite	1	16	16.0	16	0
J.Sanders	1	9	9.0	9	0
Vrabel	1	5	5.0	5	0
Harrison	1	0	0.0	0	0
Patriots	14	104	7.4	47	0
Opponents	11	186	16.9	89	0

PUNTING	NO	YDS	AVG	NET TB	IN20	LG	BLK
Hanson	49	2143	43.7	36.4	10	19	70
Cassel	1	57	57.0	57.0	0	1	57
Patriots	50	2200	44.0	36.3	10	20	70
Opponents	75	3228	43.0	36.2	7	20	82

PUNT RETURNS	NO	FC	YDS	AVG	LG	TD
Welker	24	6	237	9.9	44	0
Faulk	10	9	132	13.2	24	0
O'Neal	2	1	2	1.0	2	0
Patriots	36	16	371	10.3	44	0
Opponents	11	13	158	14.4	30	0

KICK RETURNS	NO	YDS	AVG	LG	TD
Hobbs	45	1281	28.5	95t	1
Slater	11	155	14.1	31	0
Morris	2	37	18.5	24	0
Faulk	2	36	18.0	25	0
Neal	1	27	27.0	27	0
Welker	1	26	26.0	26	0
Patriots	62	1562	25.2	95t	1
Opponents	75	1672	22.3	92t	2

Sacks: Seymour 8.0, A.Thomas 5.0, Vrabel 4.0, Wright 2.5, Meriweather 2.0, Wilfork 2.0, Green 2.0, Warren 2.0, Hobbs 1.5, Woods 1.0
Patriots 31.0, Opponents 48.0

Team Statistics

TOTAL FIRST DOWNS	PATS	OPP
Rushing	145	78
Passing	186	176
Penalty	25	14
3rd Down: Made/Att	96/222	91/205
3rd Down Pct.	43.2	44.4
4th Down: Made/Att	17/22	2/10
4th Down Pct.	77.3	20.0

POSSESSION AVG.	PATS	OPP
TOTAL NET YARDS	5847	4944
Avg. Per Game	365.4	309.0
Total Plays	1095	920
Avg. Per Play	5.3	5.4

NET YARDS RUSHING	PATS	OPP
Total	142.4	107.6
Total Rushes	513	415

NET YARDS PASSING	PATS	OPP
Total	223.1	201.4
Sacked/Yards Lost	48/221	31/239
Gross Yards	3790	3461
Attempts/Completions	534/339	474/288
Completion Pct.	63.5	60.8
Had Intercepted	11	14

PUNTS/AVERAGE	PATS	OPP
NET PUNTING AVG.	50/44.0	75/43.0

PENALTIES/YARDS	PATS	OPP
FUMBLES/BALL LOST	17/10	17/8

TOUCHDOWNS	PATS	OPP
Rushing	21	8
Passing	21	27
Returns	1	2

Score by Periods	1	2	3	4	OT	Total
Patriots	84	123	106	97	0	410
Opponents	75	79	61	91	3	309

Rushing	21	8
Passing	21	27

2-Pt. Conversions:	Patriots 2-3	(Gaffney, Welker),
Opponents: 1-2		

Patriots	84	123	100	97	0	410
Opponents	75	79	61	91	3	309

2-Pt. Conversions:	Patriots 2-3	(Gaffney, Welker),
Opponents: 1-2		

Moss	11	0	11	0	0/0	0/0	0	66
Morris	7	7	0	0	0/0	0/0	0	42
Faulk	6	3	3	0	0/0	0/0	0	36
Green-Ellis	5	5	0	0	0/0	0/0	0	30
Jordan	4	4	0	0	0/0	0/0	0	24
Welker	3	0	3	0	0/0	0/0	1	20
Gaffney	2	0	2	0	0/0	0/0	1	14
Watson	2	0	2	0	0/0	0/0	0	12
Cassel	2	2	0	0	0/0	0/0	0	12
Hobbs	1	0	0	1	0/0	0/0	0	6
Patriots	43	21	21	40/40	36/40	2	410	
Opponents	37	8	27	2	34/35	17/21	3	309

2-Pt. Conversions:	Patriots 2-3	(Gaffney, Welker),
Opponents: 1-2		

Jordan	4	4	0	0	0/0	0/0	0	24
Welker	3	0	3	0	0/0	0/0	1	20
Gaffney	2	0	2	0	0/0	0/0	1	14

2-Pt. Conversions:	Patriots 2-3	(Gaffney, Welker),
Opponents: 1-2		

Hobbs	1	0	0	1	0/0	0/0	0	6
Patriots	43	21	21	1	40/40	36/40	2	410
Opponents	37	8	27	2	34/35	17/21	1	309

2-Pt. Conversions:	Patriots 2-3	(Gaffney, Welker),
Opponents: 1-2		

PASSING	ATT	CMP	YARDS	CMP%	YDS/AT
---------	-----	-----	-------	------	--------

2008 FINAL DEFENSIVE STATISTICS

	TACKLES			SACKS			INTERCEPTIONS				FUMBLES				SPECIAL TEAMS				
NAME	TT	UT	A	S/	Yds	QH	Int/	Yds	TD	PD	FF	FR/	Yds	TD	TT	UT	A	FF	FR
Jerod Mayo	139	93	46	-	-	1	-	-	-	4	1	1	0	0	2	2	0	-	-
Vince Wilfork	85	53	32	2.0	13.0	3	-	-	-	1	-	-	-	-	-	-	-	-	-
Brandon Meriweather	79	57	22	2.0	19.0	2	4	25	0	9	2	0	0	0	11	2	9	-	-
Tedy Bruschi	71	38	33	-	-	1	-	-	-	1	-	-	-	-	-	-	-	-	-
Mike Vrabel	67	36	31	4.0	23.0	10	1	5	0	4	1	1	0	0	1	0	1	-	-
James Sanders	66	44	22	-	-	-	1	9	0	3	-	-	-	-	4	2	2	-	-
Ty Warren	65	38	27	2.0	11.0	4	-	-	-	-	1	1	8	0	-	-	-	-	-
Richard Seymour	63	34	29	8.0	50.0	17	-	-	-	1	0	1	0	0	-	-	-	-	-
Ellis Hobbs	46	40	6	1.5	9.5	1	3	0	0	11	-	-	-	-	2	0	2	-	-
Rodney Harrison	45	27	18	-	-	2	1	0	0	2	1	0	0	0	-	-	-	-	-
Jarvis Green	43	24	19	2.0	13.0	4	-	-	-	-	1	1	0	0	-	-	-	-	-
Adalius Thomas	35	24	11	5.0	64.0	9	-	-	-	4	-	-	-	-	1	0	1	-	-
Mike Wright	33	17	16	2.5	24.5	8	-	-	-	-	2	0	0	0	-	-	-	-	-
Deltha O'Neal	32	30	2	-	-	-	3	49	0	8	-	-	-	-	-	-	-	-	-
Junior Seau	29	17	12	-	-	-	-	-	-	-	-	-	-	-	-	-	-	-	-
Pierre Woods	27	20	7	1.0	5.0	3	-	-	-	1	-	-	-	-	11	9	2	-	-
Gary Guyton	26	22	4	-	-	-	-	-	-	3	0	2	7	0	7	3	4	-	-
Lewis Sanders	25	21	4	-	-	1	-	-	-	1	1	0	0	0	2	1	1	-	-
Jonathan Wilhite	23	18	5	-	-	-	1	16	0	2	-	-	-	-	4	2	2	-	-
Le Kevin Smith	21	10	11	-	-	-	-	-	-	-	0	1	0	0	-	-	-	-	-
Rosevelt Colvin	8	6	2	-	-	2	-	-	-	-	-	-	-	-	-	-	-	-	-
Jason Webster	5	3	2	-	-	-	-	-	-	-	1	0	0	0	-	-	-	-	-
Mike Richardson	4	4	0	-	-	-	-	-	-	-	-	-	-	-	8	6	2	1	0
Terrence Wheatley	2	2	0	-	-	-	-	-	-	2	-	-	-	-	-	-	-	-	-
Vince Redd	2	0	2	-	-	-	-	-	-	1	-	-	-	-	6	0	6	-	-
Antwain Spann	1	1	0	-	-	-	-	-	-	-	-	-	-	-	4	2	2	-	-
TEAM	0	0	0	1.0	7.0	-	-	-	-	-	-	-	-	-	-	-	-	-	-
Larry Izzo	0	0	0	-	-	-	-	-	-	-	-	-	-	-	14	7	7	-	-
Matthew Slater	0	0	0	-	-	-	-	-	-	-	-	-	-	-	13	6	7	-	-
Sam Aiken	0	0	0	-	-	-	-	-	-	-	-	-	-	-	10	3	7	-	-
Kelley Washington	0	0	0	-	-	-	-	-	-	-	-	-	-	-	7	6	1	-	-
Ray Ventrone	0	0	0	-	-	-	-	-	-	-	-	-	-	-	6	4	2	-	-
Heath Evans	0	0	0	-	-	-	-	-	-	-	-	-	-	-	4	1	3	-	-
Stephen Gostkowski	0	0	0	-	-	-	-	-	-	-	-	-	-	-	2	0	2	-	-
Chris Hanson	0	0	0	-	-	-	-	-	-	-	-	-	-	-	2	1	1	-	-
David Thomas	0	0	0	-	-	-	-	-	-	-	-	-	-	-	1	0	1	-	-
Totals	1042	679	363	31.0	239.0	68	14	104	0	58	11	8	15	0	122	57	65	1	0

2008 MISCELLANEOUS STATISTICS

FUMBLES - LOST (17-10)					MISC. OFFENSIVE STATS				
Player	No.	Lost	Own Rec.	O.B.	Player	Tkl	Ast	FF	FR
Matt Cassel	7	4	2	0	Randy Moss	4	0	0	0
Randy Moss	3	2	1	0	Wes Welker	4	0	0	0
Matthew Slater	2	1	0	0	Logan Mankins	3	0	0	0
Sammy Morris	1	1	1	0	Matt Cassel	2	0	0	0
Wes Welker	1	1	0	0	Benjamin Watson	2	0	0	0
Benjamin Watson	1	1	0	0	Kevin Faulk	1	0	0	0
LaMont Jordan	1	0	1	0	B. Green-Ellis	1	0	0	0
Ellis Hobbs	1	0	1	0	Totals	17	0	0	0
Mark LeVoir	0	0	1	0					
Totals	17	10	7	0					

BLOCKED KICKS			
Player	XP	FG	P
Vince Wilfork	1	0	0
Totals	1	0	0

2008 GAME-BY-GAME TEAM STATISTICS

2008 Season

OFFENSE

DATE	OPPONENT	FIRST DOWNS		NET OFFENSE		RUSHING		PASSING		PENALTY		PUNTS	
		TOTAL	Ru Pa	Yds	Plays	Yds	Att Avg	Net	SYL Gross	Att-Cmp	Pct	TD-Int	No Yds
09/07	Kansas City	18	8 9	338	59	126	28 4.5	212	2/16	228	68.9%	1/0	3 30
09/14	at New York Jets	18	6 10	260	59	104	32 3.2	156	4/9	156	69.6%	0/0	2 10
09/21	Miami	14	5 7	215	59	78	19 4.1	137	5/19	156	62.9%	1/1	2 10
10/05	at San Francisco	25	10 13	377	80	144	43 3.3	233	5/26	259	68.8%	1/2	4 56
10/12	at San Diego	18	10 8	299	68	106	26 4.1	193	4/10	203	57.9%	0/1	6 73
10/20	Denver	25	15 8	404	68	257	38 6.8	147	6/38	185	75.0%	3/0	5 65
10/26	St. Louis	23	8 15	348	65	98	29 3.4	250	3/17	287	63.6%	1/2	0 0
11/02	at Indianapolis	22	10 12	342	67	140	42 4.4	202	0/0	35-26	74.3%	0/1	2 20
11/09	Buffalo	24	11 11	370	77	144	44 3.3	226	1/8	234	68.8%	0/0	2 15
11/13	New York Jets	26	7 18	511	79	125	25 5.0	386	3/14	400	58.8%	3/0	5 29
11/23	at Miami	30	10 18	530	70	122	25 4.9	408	2/7	415	69.8%	3/1	6 38
11/30	Pittsburgh	19	7 7	267	64	122	20 6.1	145	5/24	169	48.7%	0/2	6 45
12/07	at Seattle	22	4 16	344	72	84	25 3.4	260	3/8	288	59.0%	1/0	1 15
12/14	at Oakland	29	11 15	487	71	277	38 7.1	210	3/8	218	60.0%	4/1	4 20
12/21	Arizona	27	13 13	514	81	183	42 3.7	331	1/12	343	55.3%	0/0	7 65
12/28	at Buffalo	16	10 6	241	56	168	47 3.6	73	1/5	78	75.0%	3/0	2 10
2008 Offensive Totals		356	145 186	5847	1095	2278	513 4.4	3569	48/221	3790	63.5%	21/11	57 501

DEFENSE

DATE	OPPONENT	FIRST DOWNS		NET OFFENSE		RUSHING		PASSING		PENALTY		PUNTS	
		TOTAL	Ru Pa	Yds	Plays	Yds	Att Avg	Net	SYL Gross	Att-Cmp	Pct	TD-Int	No Yds
09/07	Kansas City	14	5 9	284	62	102	27 3.8	182	4/24	206	61.2%	1/1	2 15
09/14	at New York Jets	12	3 9	256	49	104	21 5.0	152	2/29	181	69.2%	1/1	6 60
09/21	Miami	23	11 12	461	57	216	36 6.0	245	0/0	245	85.7%	1/0	5 35
10/05	at San Francisco	12	3 7	219	48	77	18 4.3	122	1/8	130	48.3%	3/3	6 37
10/12	at San Diego	19	3 13	404	55	98	28 3.5	306	0/0	306	66.7%	3/0	3 20
10/20	Denver	19	4 12	375	58	106	26 4.1	169	3/18	187	65.5%	1/2	8 87
10/26	St. Louis	16	5 11	361	64	90	26 3.5	271	4/33	304	52.9%	1/1	9 63
11/02	at Indianapolis	18	2 16	301	50	47	21 2.2	254	0/0	254	72.9%	2/0	1 0
11/09	Buffalo	10	2 8	168	43	60	18 3.3	108	2/12	120	56.5%	1/2	3 22
11/13	New York Jets	23	4 16	375	75	140	39 3.6	235	3/23	258	78.8%	2/0	4 25
11/23	at Miami	23	4 18	392	62	66	18 3.7	326	3/15	341	58.5%	3/1	8 60
11/30	Pittsburgh	19	8 11	333	68	131	24 3.7	172	1/7	179	51.5%	2/1	8 88
12/07	at Seattle	18	7 11	339	55	134	26 5.2	205	1/7	212	71.4%	3/0	5 39
12/14	at Oakland	19	6 12	334	62	116	27 4.3	218	2/24	242	51.5%	2/1	7 45
12/21	Arizona	8	2 6	186	50	44	15 2.9	142	3/26	168	32.1%	1/1	3 20
12/28	at Buffalo	15	9 5	276	62	161	35 4.6	115	2/13	128	56.0%	0/0	3 20
2008 Defensive Totals		268	78 176	4944	920	1722	415 4.1	3222	31/239	3461	60.8%	27/14	81 636

2008 GAME-BY-GAME STATISTICS

PASSING STATISTICS

MATT CASSEL

Date	Opponent	Att	Cmp	Yds	Pct	TD	Lg	Int	S	Yds	Rating
09/07	Kansas City	18	13	152	.722	1	51	0	2	16	116.0
09/14	at New York Jets	23	16	165	.696	0	26	0	4	9	89.9
09/21	Miami	31	19	131	.613	1	21	1	4	17	68.1
10/05	at San Francisco	32	22	259	.688	1	66t	2	5	26	77.5
10/12	at San Diego	38	22	203	.579	0	28	1	4	10	61.6
10/20	Denver	24	18	185	.750	3	29	0	6	38	136.3
10/26	St. Louis	33	21	267	.636	1	30	2	3	17	73.7
11/02	at Indianapolis	34	25	204	.735	0	20	1	0	0	76.1
11/09	Buffalo	32	22	234	.688	0	27	0	1	8	87.1
11/13	New York Jets	51	30	400	.588	3	43	0	3	14	103.4
11/23	at Miami	43	30	415	.698	3	64	1	2	7	114.0
11/30	Pittsburgh	39	19	169	.487	0	27	2	5	24	39.4
12/07	at Seattle	44	26	268	.590	1	33	0	3	8	84.3
12/14	at Oakland	30	18	218	.600	4	30	1	3	8	108.1
12/21	Arizona	36	20	345	.556	3	76t	0	1	12	116.1
12/28	at Buffalo	8	6	78	.750	0	19	0	1	5	105.2
2008 Totals		516	327	3693	.634	21	76t	11	47	219	89.4

TOM BRADY

Date	Opponent	Att	Cmp	Yds	Pct	TD	Lg	Int	S	Yds	Rating
09/07	Kansas City	11	7	76	.636	0	26	0	0	0	83.9
Placed on Injured Reserve 9/9/08 (Knee)											
2008 Totals		11	7	76	.636	0	26	0	0	0	83.9

KEVIN O'CONNELL

Date	Opponent	Att	Cmp	Yds	Pct	TD	Lg	Int	S	Yds	Rating
09/21	Miami	4	3	25	.750	0	12	0	1	2	90.6
12/21	Arizona	2	1	-2	.500	0	-2	0	0	0	56.2
2008 Totals		6	4	23	.667	0	12	0	1	2	73.6

O'Connell was inactive as the third quarterback vs. Kansas City (9/7) and was active but did not play at N.Y. Jets (9/14), at San Francisco (10/5), at San Diego (10/12), vs. Denver (10/20), vs. St. Louis (10/26), at Indianapolis (11/2), vs. Buffalo (11/9), vs. N.Y. Jets (11/13), at Miami (11/23), vs. Pittsburgh (11/30), at Seattle (12/7), at Oakland (12/14) and at Buffalo (12/28).

MATT GUTIERREZ

Date	Opponent	Att	Cmp	Yds	Pct	TD	Lg	Int	S	Yds	Rating
Did not appear in a game in 2008											
2008 Totals		0	0	0	.000	0	--	0	0	0	---

Gutierrez was signed to the active roster from the practice squad on Sept. 12, 2008. He was inactive as the third quarterback 14 times -- at N.Y. Jets (9/14), vs. Miami (9/21), at San Francisco (10/5), at San Diego (10/12), vs. Denver (10/20), at Indianapolis (11/2), vs. Buffalo (11/9), vs. N.Y. Jets (11/13), at Miami (11/23), vs. Pittsburgh (11/30), at Seattle (12/7), at Oakland (12/14), vs. Arizona (12/21) and at Buffalo (12/28). He was active but did not play vs. St. Louis (10/26).

2008 GAME-BY-GAME STATISTICS

RUSHING STATISTICS

		SAMMY MORRIS					KEVIN FAULK					LAMONT JORDAN				
Date	Opponent	No	Yds	Avg	Lg	TD	No	Yds	Avg	Lg	TD	No	Yds	Avg	Lg	TD
09/07	Kansas City	10	53	5.3	22	1						2	6	3.0	5	0
09/14	at New York Jets	8	0	0.0	3	1	3	16	5.3	7	0	11	62	5.6	11	0
09/21	Miami	9	27	3.0	17	0	1	6	6.0	6	0	6	22	3.7	9	0
10/05	at San Francisco	16	63	3.9	14	0	7	32	4.6	10	2	5	16	3.2	9	0
10/12	at San Diego	10	26	2.6	7	1	8	48	6.0	13	0	Inactive				
10/20	Denver	16	138	8.6	34	1	4	50	12.5	16	0	Inactive				
10/26	St. Louis	Inactive					13	60	4.6	14	0	Inactive				
11/02	at Indianapolis	Inactive					10	60	6.0	15	0	Inactive				
11/09	Buffalo	Inactive					5	9	1.8	6	0	Inactive				
11/13	New York Jets	5	14	2.8	6	0	8	38	4.8	20	0	Inactive				
11/23	at Miami	8	35	4.4	9	0	8	53	6.6	21t	1	Inactive				
11/30	Pittsburgh	10	45	4.5	14	1	6	73	12.2	41	0	Inactive				
12/07	at Seattle	11	36	3.3	9	1	3	16	5.3	7	0	4	18	4.5	8	0
12/14	at Oakland	14	117	8.4	35	1	6	45	7.5	23	0	12	97	8.1	49t	1
12/21	Arizona	15	88	5.9	12	0	1	1	1.0	1	0	20	78	3.9	16	2
12/28	at Buffalo	24	85	3.5	16	0	-	-	-	-	-	20	64	3.2	8	1
2008 Totals		156	727	4.7	35	7	83	507	6.1	41	3	80	363	4.5	49t	4

		B. GREEN-ELLIS					MATT CASSEL					LAURENCE MARONEY				
Date	Opponent	No	Yds	Avg	Lg	TD	No	Yds	Avg	Lg	TD	No	Yds	Avg	Lg	TD
09/07	Kansas City	Practice Squad					4	13	3.3	9	0	10	51	5.1	17	0
09/14	at New York Jets	Practice Squad					1	7	7.0	7	0	8	16	2.0	6	0
09/21	Miami	Practice Squad					2	4	2.0	2	0	Inactive				
10/05	at San Francisco	Signed 10/11/08					4	5	1.3	6	0	10	26	2.6	5	0
10/12	at San Diego	-	-	-	-	-	7	29	4.1	9	0	Inactive				
10/20	Denver	13	65	5.0	15	1	4	1	0.3	4	0	Placed on IR 10/20/08				
10/26	St. Louis	9	16	1.8	4	1	7	22	3.1	11	0					
11/02	at Indianapolis	15	57	3.8	10	1	5	20	4.0	7	0					
11/09	Buffalo	26	105	4.0	13	1	9	22	2.4	13t	1					
11/13	New York Jets	2	9	4.5	7	0	8	62	7.8	19	0					
11/23	at Miami	7	20	2.9	6	1	2	14	7.0	8	1					
11/30	Pittsburgh	2	3	1.5	2	0	2	1	0.5	1	0					
12/07	at Seattle	-	-	-	-	-	7	14	2.0	9	0					
12/14	at Oakland	Inactive					6	18	2.6	10	0					
12/21	Arizona	Inactive					2	19	9.5	16	0					
12/28	at Buffalo	Inactive					3	19	6.3	7	0					
2008 Totals		74	275	3.7	15	5	73	270	3.7	19	2	28	93	3.3	17	0

		WES WELKER					HEATH EVANS					RANDY MOSS				
Date	Opponent	No	Yds	Avg	Lg	TD	No	Yds	Avg	Lg	TD	No	Yds	Avg	Lg	TD
09/07	Kansas City	-	-	-	-	-	2	3	1.5	3	0	-	-	-	-	-
09/14	at New York Jets	-	-	-	-	-	1	3	3.0	3	0	-	-	-	-	-
09/21	Miami	1	19	19.0	19	0	-	-	-	-	-	-	-	-	-	-
10/05	at San Francisco	-	-	-	-	-	-	-	-	-	-	1	2	2.0	2	0
10/12	at San Diego	-	-	-	-	-	1	3	3.0	3	0	-	-	-	-	-
10/20	Denver	-	-	-	-	-	1	3	3.0	3	0	-	-	-	-	-
10/26	St. Louis	-	-	-	-	-	-	-	-	-	-	-	-	-	-	-
11/02	at Indianapolis	-	-	-	-	-	2	3	1.5	2	0	-	-	-	-	-
11/09	Buffalo	2	7	3.5	7	0	1	3	3.0	3	0	1	-2	-2.0	-2	0
11/13	New York Jets	-	-	-	-	-	2	2	1.0	4	0	-	-	-	-	-
11/23	at Miami	-	-	-	-	-	-	-	-	-	-	-	-	-	-	-
11/30	Pittsburgh	-	-	-	-	-	-	-	-	-	-	-	-	-	-	-
12/07	at Seattle	-	-	-	-	-	-	-	-	-	-	-	-	-	-	-
12/14	at Oakland	-	-	-	-	-	-	-	-	-	-	-	-	-	-	-
12/21	Arizona	-	-	-	-	-	1	3	3.0	3	0	-	-	-	-	-
12/28	at Buffalo	-	-	-	-	-	-	-	-	-	-	-	-	-	-	-
2008 Totals		3	26	8.7	19	0	11	23	2.1	4	0	2	0	0.0	2	0

Other Rushing Statistics:

Kevin O'Connell - 3 rushes for -6 yards vs. Arizona (12/21)

2008 GAME-BY-GAME STATISTICS

RECEIVING STATISTICS

Date	Opponent	WES WELKER					RANDY MOSS					KEVIN FAULK				
		No	Yds	Avg	Lg	TD	No	Yds	Avg	Lg	TD	No	Yds	Avg	Lg	TD
09/07	Kansas City	6	51	8.5	13	0	6	116	19.3	51	1	NFL Suspension				
09/14	at New York Jets	7	72	10.3	26	0	2	22	11.0	14	0	4	50	12.5	22	0
09/21	Miami	6	55	9.2	21	0	4	25	6.3	7	0	2	6	3.0	4	0
10/05	at San Francisco	8	73	9.1	20	0	5	111	22.2	66t	1	4	29	7.3	10	0
10/12	at San Diego	9	73	8.1	15	0	3	26	8.7	15	0	3	29	9.7	17	0
10/20	Denver	6	63	10.5	27	1	5	69	13.8	27	2	3	6	2.0	8	0
10/26	St. Louis	7	79	11.3	20	0	7	102	14.6	30	0	4	47	11.8	18	1
11/02	at Indianapolis	7	37	5.3	10	0	6	65	10.8	20	0	5	38	7.6	11	0
11/09	Buffalo	9	107	11.8	27	0	5	53	10.6	19	0	1	9	9.0	9	0
11/13	New York Jets	7	108	15.4	29	0	3	26	8.7	16t	1	4	49	12.3	19	0
11/23	at Miami	8	120	15.0	64	0	8	125	15.6	29t	3	6	52	8.7	15	0
11/30	Pittsburgh	4	30	7.5	12	0	4	45	11.3	27	0	7	48	6.9	17	0
12/07	at Seattle	12	134	11.2	25	0	3	56	18.7	33	0	5	22	4.4	11	0
12/14	at Oakland	6	69	11.5	30	1	5	67	13.4	20	2	6	66	11.0	19	1
12/21	Arizona	7	68	9.7	20	1	2	87	43.5	76t	1	3	27	9.0	15	1
12/28	at Buffalo	2	26	13.0	14	0	1	13	13.0	13	0	1	8	8.0	8	0
2008 Totals		111	1165	10.5	64	3	69	1008	14.6	76t	11	58	486	8.4	22	3

Date	Opponent	JABAR GAFFNEY					BENJAMIN WATSON					SAMMY MORRIS				
		No	Yds	Avg	Lg	TD	No	Yds	Avg	Lg	TD	No	Yds	Avg	Lg	TD
09/07	Kansas City	-	-	-	-	-	Inactive					5	34	6.8	11	0
09/14	at New York Jets	-	-	-	-	-	Inactive					2	7	3.5	4	0
09/21	Miami	6	51	8.5	12	1	1	6	6.0	6	0	1	0	0.0	0	0
10/05	at San Francisco	3	35	11.7	13	0	2	11	5.5	7	0	-	-	-	-	-
10/12	at San Diego	1	4	4.0	4	0	-	-	-	-	-	4	49	12.3	28	0
10/20	Denver	-	-	-	-	-	3	40	13.3	29	0	-	-	-	-	-
10/26	St. Louis	1	17	17.0	17	0	1	13	13.0	13	0	Inactive				
11/02	at Indianapolis	1	11	11.0	11	0	3	14	4.7	9	0	Inactive				
11/09	Buffalo	4	36	9.0	12	0	1	7	7.0	7	0	Inactive				
11/13	New York Jets	7	86	12.3	19t	1	8	88	11.0	14	1	-	-	-	-	-
11/23	at Miami	5	88	17.6	23	0	1	16	16.0	16	0	2	14	7.0	9	0
11/30	Pittsburgh	1	2	2.0	2	0	1	12	12.0	12	0	1	12	12.0	12	0
12/07	at Seattle	4	48	12.0	28	0	1	2	2.0	2	1	-	-	-	-	-
12/14	at Oakland	-	-	-	-	-	-	-	-	-	-	-	-	-	-	-
12/21	Arizona	5	90	18.0	37	0	-	-	-	-	-	2	45	22.5	42	0
12/28	at Buffalo	-	-	-	-	-	-	-	-	-	-	-	-	-	-	-
2008 Totals		38	468	12.3	37	2	22	209	9.5	29	2	17	161	9.5	42	0

Date	Opponent	DAVID THOMAS					SAM AIKEN					B. GREEN-ELLIS				
		No	Yds	Avg	Lg	TD	No	Yds	Avg	Lg	TD	No	Yds	Avg	Lg	TD
09/07	Kansas City	2	24	12.0	18	0	Inactive					Practice Squad				
09/14	at New York Jets	1	14	14.0	14	0	Inactive					Practice Squad				
09/21	Miami	1	4	4.0	4	0	1	9	9.0	9	0	Practice Squad				
10/05	at San Francisco	-	-	-	-	-	-	-	-	-	-	Signed 10/11/08				
10/12	at San Diego	1	13	13.0	13	0	-	-	-	-	-	1	9	9.0	9	0
10/20	Denver	-	-	-	-	-	1	7	7.0	7	0	-	-	-	-	-
10/26	St. Louis	1	9	9.0	9	0	-	-	-	-	-	-	-	-	-	-
11/02	at Indianapolis	3	29	9.7	16	0	-	-	-	-	-	1	8	8.0	8	0
11/09	Buffalo	-	-	-	-	-	2	22	11.0	19	0	-	-	-	-	-
11/13	New York Jets	-	-	-	-	-	1	43	43.0	43	0	-	-	-	-	-
11/23	at Miami	-	-	-	-	-	-	-	-	-	-	-	-	-	-	-
11/30	Pittsburgh	-	-	-	-	-	-	-	-	-	-	1	20	20.0	20	0
12/07	at Seattle	Inactive					1	6	6.0	6	0	-	-	-	-	-
12/14	at Oakland	-	-	-	-	-	1	16	16.0	16	0	Inactive				
12/21	Arizona	-	-	-	-	-	1	-2	-2.0	-2	0	Inactive				
12/28	at Buffalo	-	-	-	-	-	-	-	-	-	-	-	-	-	-	-
2008 Totals		9	93	10.3	18	0	8	101	12.6	43	0	3	37	12.3	20	0

Other Receiving Statistics:

Heath Evans - Total: 3 receptions for 59 yards. 1-28 vs. Arizona (12/21), 2-31 at Buffalo (12/28)

Kelley Washington - 1 reception for 3 yards vs. Kansas City (9/7)

2008 GAME-BY-GAME STATISTICS

DEFENSIVE STATISTICS

Tabulated from Coaching Grades (Listed Alphabetically)

		TEDY BRUSCHI										ROSEVELT COLVIN										JARVIS GREEN									
Date	Opp.	TT	UT	A	S/Y	QH	I/Y	PD	FF	FR	ST	TT	UT	A	S/Y	QH	I/Y	PD	FF	FR	ST	TT	UT	A	S/Y	QH	I/Y	PD	FF	FR	ST
09/07	KC	11	5	6	-	-	-	-	-	-	-											1	1	0	-	1	-	-	-	-	-
09/14	at NYJ	4	2	2	-	1	-	1	-	-	-											0	0	0	-	-	-	-	-	-	-
09/21	MIA	6	4	2	-	-	-	-	-	-	-											5	2	3	-	-	-	-	-	-	-
10/05	at SF	3	3	0	-	-	-	-	-	-	-											0	0	0	-	-	-	-	-	-	-
10/12	at SD	2	0	2	-	-	-	-	-	-	-											0	0	0	-	-	-	-	-	-	-
10/20	DEN	2	0	2	-	-	-	-	-	-	-											0	0	0	-	-	-	-	-	-	-
10/26	STL	9	7	2	-	-	-	-	-	-	-											Inactive									
11/02	at IND	4	2	2	-	-	-	-	-	-	-											4	3	1	-	-	-	-	-	-	-
11/09	BUF	6	3	3	-	-	-	-	-	-	-											1	0	1	-	-	-	-	-	-	-
11/13	NYJ	10	3	7	-	-	-	-	-	-	-											5	3	2	-	-	-	-	-	-	-
11/23	at MIA	2	2	0	-	-	-	-	-	-	-											2	1	1	-	-	-	-	-	-	-
11/30	PIT	10	5	5	-	-	-	-	-	-	-											1	1	0	-	-	-	-	-	-	-
12/07	at SEA	2	2	0	-	-	-	-	-	-	-											Signed 12/03/08									
12/14	at OAK				Inactive							1	0	1	-	1	-	-	-	-	-										
12/21	ARZ				Inactive							2	1	1	-	1	-	-	-	-	-										
12/28	at BUF				Inactive							1	1	0	-	-	-	-	-	-	-										
2008 Totals		71	38	33	0/0	1	0/0	1	0	0	0	8	6	2	0/0	2	0/0	0	0	0	0	43	24	19	2/13	4	0/0	0	1	1	0
		GARY GUYTON										RODNEY HARRISON										ELLIS HOBBS III									
Date	Opp.	TT	UT	A	S/Y	QH	I/Y	PD	FF	FR	ST	TT	UT	A	S/Y	QH	I/Y	PD	FF	FR	ST	TT	UT	A	S/Y	QH	I/Y	PD	FF	FR	ST
09/07	KC	0	0	0	-	-	-	-	-	-	-	14	7	7	-	2	-	-	-	-	-	3	3	0	1/6	-	1/3	1	-	-	2
09/14	at NYJ	1	1	0	-	-	-	-	-	-	-	8	6	2	-	-	-	-	-	-	-	2	2	0	-	-	-	2	-	-	-
09/21	MIA	1	1	0	-	-	-	-	-	-	2	12	6	6	-	-	-	-	1	-	-	4	3	1	-	-	-	-	-	-	-
10/05	at SF	2	2	0	-	-	-	-	-	-	1	2	2	0	-	-	1/0	2	-	-	-	3	3	0	-	-	-	-	-	-	-
10/12	at SD	0	0	0	-	-	-	-	-	-	-	4	4	0	-	-	-	-	-	-	-	4	4	0	-	-	-	1	-	-	-
10/20	DEN	2	2	0	-	-	-	-	-	1	1	5	2	3	-	-	-	-	-	-	-	1	1	0	-	-	-	2	-	-	-
10/26	STL	2	2	0	-	-	-	-	-	-	-	Placed on IR 10/22										4	4	0	-	-	-	1	-	-	-
11/02	at IND	5	4	1	-	-	-	-	-	-	1											1	1	0	-	-	-	-	-	-	-
11/09	BUF	1	1	0	-	-	-	-	-	-	-											3	3	0	-	-	1/4	1	-	-	-
11/13	NYJ	1	0	1	-	-	-	-	2	-	1											3	2	1	-	-	-	-	-	-	-
11/23	at MIA	3	2	1	-	-	-	-	-	-	-											5	5	0	-	-	-	-	1	-	-
11/30	PIT	5	4	1	-	-	-	-	-	-	-											7	3	4	0.5/3.5	-	-	1	-	-	-
12/07	at SEA	2	2	0	-	-	-	-	1	-	1											1	1	0	-	-	-	-	-	-	-
12/14	at OAK	1	1	0	-	-	-	-	-	-	-											1	1	0	-	-	-	-	-	-	-
12/21	ARZ				Inactive																	0	0	0	-	-	1/7	1	-	-	-
12/28	at BUF	0	0	0	-	-	-	-	-	-	-											4	4	0	-	-	-	-	-	-	-
2008 Totals		26	22	4	0/0	0	0/0	3	0	2	7	45	27	18	0/0	2	1/0	2	1	0	0	46	40	6	1.5/9.5	0	3/0	11	0	0	2
		LARRY IZZO										JEROD MAYO										BRANDON MERIWEATHER									
Date	Opp.	TT	UT	A	S/Y	QH	I/Y	PD	FF	FR	ST	TT	UT	A	S/Y	QH	I/Y	PD	FF	FR	ST	TT	UT	A	S/Y	QH	I/Y	PD	FF	FR	ST
09/07	KC	0	0	0	-	-	-	-	-	-	-	7	6	1	-	-	-	-	-	-	-	5	3	2	-	-	-	-	-	-	1
09/14	at NYJ	0	0	0	-	-	-	-	-	-	-	9	6	3	-	-	-	-	-	-	-	1	1	0	-	-	1/6	1	-	-	-
09/21	MIA	0	0	0	-	-	-	-	-	-	-	14	8	6	-	-	-	-	-	-	-	5	5	0	-	-	-	-	-	-	-
10/05	at SF	0	0	0	-	-	-	-	-	1	-	4	3	1	-	-	-	-	-	-	-	2	2	0	-	-	1/0	1	-	-	-
10/12	at SD	0	0	0	-	-	-	-	-	1	-	6	3	3	-	-	-	-	1	-	-	2	2	0	-	-	-	1	-	-	-
10/20	DEN	0	0	0	-	-	-	-	-	1	-	11	7	4	-	-	-	-	1	-	-	2	1	1	-	-	1/0	2	-	-	2
10/26	STL	0	0	0	-	-	-	-	-	-	-	4	1	3	-	-	-	-	-	-	-	6	3	3	-	-	-	-	-	-	-
11/02	at IND	0	0	0	-	-	-	-	-	2	-	10	4	6	-	-	-	1	-	-	-	6	4	2	-	-	-	-	-	1	-
11/09	BUF	0	0	0	-	-	-	-	-	-	-	6	3	3	-	-	-	1	-	-	-	2	1	1	-	-	-	-	-	-	-
11/13	NYJ	0	0	0	-	-	-	-	-	1	-	23	17	6	-	-	-	1	-	-	-	11	7	4	-	-	-	-	-	-	1
11/23	at MIA	0	0	0	-	-	-	-	-	2	-	4	3	1	-	-	-	-	-	-	-	5	4	1	-	-	1/19	1	-	-	1
11/30	PIT	0	0	0	-	-	-	-	-	-	-	6	6	0	-	1	-	-	-	-	1	8	5	3	-	-	-	-	-	-	1
12/07	at SEA	0	0	0	-	-	-	-	-	1	-	8	7	1	-	-	-	-	-	-	-	9	6	3	1/7	1	-	2	1	-	1
12/14	at OAK	0	0	0	-	-	-	-	-	2	-	11	10	1	-	-	-	1	-	-	-	6	5	1	-	-	-	-	-	-	1
12/21	ARZ	0	0	0	-	-	-	-	-	1	-	7	5	2	-	-	-	-	1	-	-	4	3	1	1/12	1	-	1	1	-	1
12/28	at BUF	0	0	0	-	-	-	-	-	2	-	9	4	5	-	-	-	-	-	-	-	5	5	0	-	-	-	-	-	-	1
2008 Totals		0	0	0	-	-	-	-	-	14		139	93	46	0/0	1	0/0	4	1	1	2	79	57	22	2/19	2	4/25	9	2	0	11

2008 GAME-BY-GAME STATISTICS

DEFENSIVE STATISTICS

Tabulated from Coaching Grades (Listed Alphabetically)

		DELTHA O'NEAL										VINCE REDD										MIKE RICHARDSON										
Date	Opp.	TT	UT	A	S/Y	QH	I/Y	PD	FF	FR	ST	TT	UT	A	S/Y	QH	I/Y	PD	FF	FR	ST	TT	UT	A	S/Y	QH	I/Y	PD	FF	FR	ST	
09/07	KC	3	3	0	-	-	-	-	-	-	-																					
09/14	at NYJ	5	5	0	-	-	-	-	-	-	-																					
09/21	MIA	3	2	1	-	-	-	-	-	-	-																					
10/05	at SF	1	1	0	-	-	1/0	1	-	-	-																					
10/12	at SD	3	3	0	-	-	-	1	-	-	-																					
10/20	DEN	2	2	0	-	-	-	-	-	-	-																					
10/26	STL	1	1	0	-	-	1/47	1	-	-	-																					
11/02	at IND	1	1	0	-	-	-	-	-	-	-																					
11/09	BUF	1	1	0	-	-	1/2	1	-	-	-																					
11/13	NYJ	3	3	0	-	-	-	-	-	-	-																					
11/23	at MIA	2	2	0	-	-	-	1	-	-	-	0	0	0	-	-	-	-	-	-	-	1										
11/30	PIT	4	3	1	-	-	-	1	-	-	-	0	0	0	-	-	-	-	-	-	-	2										
12/07	at SEA	1	1	0	-	-	-	-	-	-	-																					
12/14	at OAK	2	2	0	-	-	-	-	-	-	-	1	0	1	-	-	-	-	-	-	-											
12/21	ARZ	0	0	0	-	-	-	1	-	-	-	1	0	1	-	-	-	1	-	-	-	1										
12/28	at BUF	0	0	0	-	-	-	1	-	-	-	0	0	0	-	-	-	-	-	-	-	2										
2008 Totals		32	30	2	0/0	0	3/49	8	0	0	0	2	0	2	0/0	0	0/0	1	0	0	6	4	4	0	0/0	0	0/0	0	0	0	0	8
		JAMES SANDERS										LEWIS SANDERS										JUNIOR SEAU										
Date	Opp.	TT	UT	A	S/Y	QH	I/Y	PD	FF	FR	ST	TT	UT	A	S/Y	QH	I/Y	PD	FF	FR	ST	TT	UT	A	S/Y	QH	I/Y	PD	FF	FR	ST	
09/07	KC	3	3	0	-	-	-	1	-	-	1	4	2	2	-	-	-	-	-	-	-											
09/14	at NYJ	6	2	4	-	-	-	-	-	-	-	1	1	0	-	-	-	-	-	-	-											
09/21	MIA	5	1	4	-	-	-	-	-	-	2	0	0	0	-	-	-	-	-	-	-											
10/05	at SF	2	2	0	-	-	-	-	-	-	-																					
10/12	at SD	4	4	0	-	-	-	-	-	-	-	0	0	0	-	-	-	-	-	-	-	1										
10/20	DEN	5	5	0	-	-	1/9	1	-	-	-	4	4	0	-	-	-	-	1	-	-											
10/26	STL	5	2	3	-	-	-	-	-	-	-																					
11/02	at IND	2	2	0	-	-	-	-	-	-	-																					
11/09	BUF	3	1	2	-	-	-	-	-	-	-																					
11/13	NYJ	7	4	3	-	-	-	-	-	-	1																					
11/23	at MIA	5	4	1	-	-	-	1	-	-	-	2	2	0	-	-	-	-	-	-	-	1										
11/30	PIT	7	4	3	-	-	-	-	-	-	-	5	4	1	-	-	-	-	-	-	-											
12/07	at SEA	4	3	1	-	-	-	-	-	-	-	4	3	1	-	1	-	-	-	-	-											
12/14	at OAK				Inactive							4	4	0	-	-	-	1	-	-	-											
12/21	ARZ				Inactive							1	1	0	-	-	-	-	-	-	-											
12/28	at BUF	8	7	1	-	-	-	-	-	-	-																					
2008 Totals		66	44	22	0/0	0	1/9	3	0	0	4	25	21	4	0/0	1	0/0	1	1	0	2	29	17	12	0/0	0	0/0	0	0	0	0	0
		RICHARD SEYMOUR										LE KEVIN SMITH										ANTWAIN SPANN										
Date	Opp.	TT	UT	A	S/Y	QH	I/Y	PD	FF	FR	ST	TT	UT	A	S/Y	QH	I/Y	PD	FF	FR	ST	TT	UT	A	S/Y	QH	I/Y	PD	FF	FR	ST	
09/07	KC	4	1	3	-	1	-	-	-	-	-																					
09/14	at NYJ	2	2	0	1/9	1	-	-	-	-	-	0	0	0	-	-	-	-	-	-	-											
09/21	MIA	4	1	3	-	-	-	1	-	-	-	1	1	0	-	-	-	-	-	-	-											
10/05	at SF	1	1	0	-	-	-	-	-	-	-	0	0	0	-	-	-	-	-	-	-											
10/12	at SD	6	4	2	-	-	-	-	-	-	-	1	0	1	-	-	-	-	-	-	-											
10/20	DEN	4	3	1	2/13	3	-	-	-	-	-	3	1	2	-	-	-	-	1	-	-											
10/26	STL	8	6	2	1/2	4	-	-	-	-	-	2	1	1	-	-	-	-	-	-	-											
11/02	at IND	3	1	2	-	-	-	-	-	-	-	0	0	0	-	-	-	-	-	-	-											
11/09	BUF	4	1	3	1/6	1	-	-	-	-	-	0	0	0	-	-	-	-	-	-	-											
11/13	NYJ	7	4	3	1/9	1	-	-	-	-	-	1	1	0	-	-	-	-	-	-	-											
11/23	at MIA	6	5	1	1/4	2	-	-	-	-	-	0	0	0	-	-	-	-	-	-	-											
11/30	PIT	4	1	3	0.5/3.5	3	-	-	-	-	-	2	1	1	-	-	-	-	-	-	-											
12/07	at SEA	5	3	2	-	-	-	-	-	1	-	5	3	2	-	-	-	-	-	-	-											
12/14	at OAK	2	0	2	-	-	-	-	-	-	-	2	1	1	-	-	-	-	-	-	-											
12/21	ARZ	3	1	2	0.5/3.5	1	-	-	-	-	-	2	1	1	-	-	-	-	-	-	-											
12/28	at BUF				Inactive							2	0	2	-	-	-	-	-	-	-											
2008 Totals		63	34	29	8/50	17	0/0	1	0	1	0	21	10	11	0/0	0	0/0	0	0	1	0	1	1	1	0	0/0	0	0/0	0	0	0	0

2008 GAME-BY-GAME STATISTICS

DEFENSIVE STATISTICS

Tabulated from Coaching Grades (Listed Alphabetically)

		ADALIU THOMAS										MIKE VRABEL										TY WARREN																	
Date	Opp.	TT	UT	A	S/Y	QH	I/Y	PD	FF	FR	ST	TT	UT	A	S/Y	QH	I/Y	PD	FF	FR	ST	TT	UT	A	S/Y	QH	I/Y	PD	FF	FR	ST								
09/07	KC	5	4	1	1/10	1	-	-	-	-	-	4	3	1	2/8	3	-	1	-	-	-	8	4	4	-	-	-	-	-	-	-	-							
09/14	at NYJ	3	3	0	1/20	1	-	-	-	-	-	1	0	1	-	-	-	-	-	-	-	4	3	1	-	-	-	-	-	-	-	-							
09/21	MIA	4	2	2	-	-	-	-	1	-	-	3	2	1	-	-	-	-	-	-	-	5	2	3	-	-	-	-	-	-	-	-							
10/05	at SF	6	4	2	1/8	2	-	1	-	-	-	1	0	1	-	-	-	-	-	-	-	4	3	1	-	-	-	-	-	-	-	-							
10/12	at SD	2	2	0	-	1	-	-	-	-	1	1	1	0	-	-	-	-	-	-	-	5	4	1	-	-	-	-	1	-	-	-							
10/20	DEN	3	2	1	-	1	-	-	-	-	-	3	1	2	-	-	-	-	-	-	1	7	5	2	-	1	-	-	1	-	-	-							
10/26	STL	8	4	4	2/26	2	-	-	-	-	-	7	2	5	-	-	-	-	-	-	-	8	5	3	1/5	1	-	-	-	-	-	-							
11/02	at IND	3	3	0	-	-	-	2	-	-	-	5	2	3	-	1	-	-	-	-	-	6	3	3	-	1	-	-	-	-	-	-							
11/09	BUF	1	0	1	-	1	-	-	-	-	-	5	2	3	-	-	-	-	-	-	-	8	4	4	1/6	1	-	-	-	-	-	-							
11/13	NYJ	Inactive										3	1	2	-	1	-	-	-	-	-	-	Inactive																
11/23	at MIA	Inactive										5	3	2	1/7	2	-	1	-	-	-	-	3	1	2	-	-	-	-	-	-	-	-	-					
11/30	PIT	Inactive										2	1	1	-	-	1/5	2	-	-	-	-	Inactive																
12/07	at SEA	Placed on Injured Reserve 12/5/08										9	7	2	-	-	-	-	-	-	-	-	Inactive																
12/14	at OAK											7	4	3	1/8	1	-	-	1	-	-	-	4	2	2	-	-	-	-	-	-	-	-	-					
12/21	ARZ											4	3	1	-	1	-	-	-	-	-	-	0	0	0	-	-	-	-	-	-	-	-	-					
12/28	at BUF											7	4	3	-	1	-	-	-	1	-	-	3	2	1	-	-	-	-	-	-	-	-	-	-				
2008 Totals		35	24	11	5/64	9	0/0	4	0	0	1	67	36	31	4/23	10	1/5	4	1	1	1	65	38	27	2/11	4	0/0	0	1	1	0	0							
		JASON WEBSTER										TERRENCE WHEATLEY										VINCE WILFORK																	
Date	Opp.	TT	UT	A	S/Y	QH	I/Y	PD	FF	FR	ST	TT	UT	A	S/Y	QH	I/Y	PD	FF	FR	ST	TT	UT	A	S/Y	QH	I/Y	PD	FF	FR	ST								
09/07	KC											0	0	0	-	-	-	-	-	-	-	-	-	8	6	2	-	-	-	-	-	-	-	-	-				
09/14	at NYJ											Inactive										2	0	2	-	-	-	-	-	-	-	-	-	-	-	-	-	-	
09/21	MIA											0	0	0	-	-	-	-	-	-	-	-	5	2	3	-	-	-	-	-	-	-	-	-	-				
10/05	at SF											0	0	0	-	-	-	-	-	-	-	-	4	2	2	-	-	-	-	-	-	-	-	-	-				
10/12	at SD											1	1	0	-	-	-	-	-	-	-	-	5	5	0	-	-	-	-	-	-	-	-	-	-				
10/20	DEN											Inactive										3	2	1	-	-	-	-	-	-	-	-	-	-	-	-	-	-	
10/26	STL											1	1	0	-	-	-	-	-	-	-	-	3	1	2	-	-	-	1	-	-	-	-	-	-				
11/02	at IND	Signed 11/05/08										0	0	0	-	-	-	2	-	-	-	-	5	4	1	-	-	-	-	-	-	-	-	-	-				
11/09	BUF	2	2	0	-	-	-	-	-	-	-	Inactive										7	5	2	-	1	-	-	-	-	-	-	-	-	-	-			
11/13	NYJ	2	1	1	-	-	-	-	1	-	-	Inactive										8	5	3	1/9	1	-	-	-	-	-	-	-	-	-	-			
11/23	at MIA	Inactive										Placed On Injured Reserve 11/17/08										6	5	1	1/4	-	-	-	-	-	-	-	-	-	-	-	-	-	
11/30	PIT	1	0	1	-	-	-	-	-	-	-											6	2	4	-	-	-	-	-	-	-	-	-	-	-	-			
12/07	at SEA	Placed on Injured Reserve 12/2/08																				1	1	0	-	-	-	-	-	-	-	-	-	-	-	-	-	-	-
12/14	at OAK																					7	5	2	-	-	-	-	-	-	-	-	-	-	-	-	-	-	-
12/21	ARZ																					5	3	2	-	1	-	-	-	-	-	-	-	-	-	-	-	-	-
12/28	at BUF																					10	5	5	-	-	-	-	-	-	-	-	-	-	-	-	-	-	-
2008 Totals		5	3	2	0/0	0	0/0	0	1	0	0	2	2	0	0/0	0	0/0	2	0	0	0	85	53	32	2/13	3	0/0	1	0	0	0	0							
		JONATHAN WILHITE										PIERRE WOODS										MIKE WRIGHT																	
Date	Opp.	TT	UT	A	S/Y	QH	I/Y	PD	FF	FR	ST	TT	UT	A	S/Y	QH	I/Y	PD	FF	FR	ST	TT	UT	A	S/Y	QH	I/Y	PD	FF	FR	ST								
09/07	KC	0	0	0	-	-	-	-	-	-	-	0	0	0	-	-	-	-	-	-	-	1	0	1	-	-	-	-	-	-	-	-							
09/14	at NYJ	0	0	0	-	-	-	-	-	-	-	2	2	0	-	-	-	-	-	-	-	0	0	0	-	-	-	-	-	-	-	-							
09/21	MIA	0	0	0	-	-	-	-	-	-	-	3	3	0	-	-	-	-	-	-	1	0	0	0	-	-	-	-	-	-	-	-							
10/05	at SF	1	1	0	-	-	-	-	-	-	-	0	0	0	-	-	-	-	-	2	-	0	0	0	-	-	-	-	-	-	-	-							
10/12	at SD	0	0	0	-	-	-	-	-	-	-	2	2	0	-	-	-	-	-	2	-	2	1	1	-	-	-	-	-	-	-	-							
10/20	DEN	3	2	1	-	-	-	-	-	-	-	0	0	0	-	1	-	-	-	3	-	2	1	1	1/5	1	-	-	1	-	-	-							
10/26	STL	6	4	2	-	-	-	-	-	1	-	1	1	0	-	-	-	-	-	1	-	0	0	0	-	-	-	-	-	-	-	-							
11/02	at IND	0	0	0	-	-	-	-	-	1	-	0	0	0	-	-	-	-	-	-	-	0	0	0	-	-	-	-	-	-	-	-							
11/09	BUF	0	0	0	-	-	-	-	-	1	-	2	1	1	-	-	-	-	-	1	-	3	3	0	-	1	-	-	-	-	-	-							
11/13	NYJ	0	0	0	-	-	-	-	-	-	-	9	7	2	1/5	1	-	1	-	-	1	8	5	3	-	-	-	-	-	-	-	-							
11/23	at MIA	0	0	0	-	-	-	-	-	1	-	3	3	0	-	1	-	-	-	-	-	1	0	1	-	-	-	-	-	-	-	-							
11/30	PIT	0	0	0	-	-	-	-	-	-	-	5	1	4	-	-	-	-	-	-	-	7	1	6	-	1	-	-	-	-	-	-							
12/07	at SEA	4	3	1	-	-	-	-	-	-	-	Inactive										6	3	3	-	-	-	-	-	-	-	-	-	-	-	-			
12/14	at OAK	3	3	0	-	-	1/16	2	-	-	-	Placed On Injured Reserve 12/13/08										1	1	0	1/16	-	-	-	1	-	-	-	-	-	-				
12/21	ARZ	1	1	0	-	-	-	-	-	-	-											2	2	0	0.5/3.5	4	-	-	-	-	-	-	-	-	-	-			
12/28	at BUF	5	4	1	-	-	-	-	-	-	-											0	0	0	-	1	-	-	-	-	-	-	-	-	-	-			
2008 Totals		23	18	5	0/0	0	1/16	2	0	0	4	27	20	7	1/5	3	0/0	1	0	0	11	33	17	16	2.5/24.5	8	0/0	0	2	0	0	0							

2008 GAME-BY-GAME STATISTICS

ADDITIONAL SPECIAL TEAMS TACKLES

Date	Opp.	Aiken TT-S-A	Evans TT-S-A	Gostkowski TT-S-A	Hanson TT-S-A	Slater TT-S-A	D.Thomas TT-S-A	Washington TT-S-A
09/07	KC	Inactive	---	---	---	2-0-2	---	2-2-0
09/14	at NYJ	Inactive	---	---	---	---	---	---
09/21	MIA	2-0-2	1-0-1	---	---	---	---	Inactive
10/05	at SF	---	---	---	1-0-1	---	---	Inactive
10/12	at SD	---	---	---	1-1-0	---	---	Inactive
10/20	DEN	1-0-1	---	---	---	1-0-1	---	Inactive
10/26	STL	---	---	---	---	Inactive	---	2-1-1
11/02	at IND	---	---	---	---	Inactive	---	1-1-0
11/09	BUF	2-1-1	---	---	---	1-0-1	---	---
11/13	NYJ	1-0-1	---	---	---	1-1-0	---	---
11/23	at MIA	2-0-2	---	1-0-1	---	1-1-0	---	---
11/30	PIT	---	---	1-0-1	---	---	---	Inactive
12/07	at SEA	---	---	---	---	3-2-1	Inactive	Inactive
12/14	at OAK	1-1-0	1-0-1	---	---	2-1-1	---	2-2-0
12/21	ARZ	1-1-0	1-1-0	---	---	1-0-1	---	---
12/28	at BUF	---	1-0-1	---	---	1-1-0	1-0-1	---
2008 Totals		10-3-7	4-1-3	2-0-2	2-1-1	13-6-7	1-0-1	7-6-1

Other Special Teams Statistics: Vince Wilfork: Blocked PAT at Oakland (12/14).

KICKING

2008 KICKING TOTALS STEPHEN GOSTKOWSKI

Date	Opponent	XP-XPA	XP Pct.	FG-FGA	Blk	FG Pct.	Pts.
09/07	Kansas City	2-2	100%	1-1	0	100%	5
09/14	at New York Jets	1-1	100%	4-4	0	100%	13
09/21	Miami	1-1	100%	2-2	0	100%	7
10/05	at San Francisco	3-3	100%	3-3	0	100%	12
10/12	at San Diego	1-1	100%	1-2	0	50%	4
10/20	Denver	5-5	100%	2-2	0	100%	11
10/26	St. Louis	2-2	100%	3-3	0	100%	11
11/02	at Indianapolis	0-0	0%	3-3	0	100%	9
11/09	Buffalo	2-2	100%	2-3	0	67%	8
11/13	New York Jets	2-2	100%	3-3	0	100%	11
11/23	at Miami	6-6	100%	2-2	0	100%	12
11/30	Pittsburgh	1-1	100%	1-2	0	50%	4
12/07	at Seattle	1-1	100%	3-3	0	100%	10
12/14	at Oakland	7-7	100%	0-0	0	0%	7
12/21	Arizona	5-5	100%	4-4	0	100%	17
12/28	at Buffalo	1-1	100%	2-3	0	67%	7
2008 Totals		40-40	100%	36-40	0	90.0%	148

PUNTING

2008 PUNTING TOTALS CHRIS HANSON

No.	Yds	Avg	Net	TB	In 20	Lg	B
4	202	50.5	38.8	2	1	70	0
3	150	50.0	36.7	2	0	59	0
3	121	40.3	37.0	0	1	48	0
4	142	35.5	27.3	1	1	50	0
5	212	42.4	32.4	0	2	53	0
3	117	39.0	36.3	0	3	55	0
3	149	49.7	29.7	3	0	57	0
1	64	64.0	62.0	0	1	64	0
2	83	41.5	41.5	0	2	46	0
4	176	44.0	44.0	0	2	51	0
1	49	49.0	49.0	0	0	49	0
4	173	43.3	31.0	1	2	55	0
3	121	40.3	40.3	0	1	53	0
3	108	36.0	33.0	0	1	43	0
3	141	47.0	47.0	0	2	51	0
3	135	45.0	28.3	1	0	48	0
49	2143	43.7	36.4	10	19	70	0

Other Punting Statistics: Matt Cassel: 1-57 at Buffalo (12/28), Downed at 2-yard line.

KICK RETURNS

ELLIS HOBBS

Date	Opp.	KR	Yds	Avg	LG	TD
09/07	KC	2	70	35.0	51	0
09/14	at NYJ	2	53	26.5	32	0
09/21	MIA	6	237	39.5	81	0
10/05	at SF	3	84	28.0	35	0
10/12	at SD	4	79	19.8	21	0
10/20	DEN	1	18	18.0	18	0
10/26	STL	3	95	31.7	49	0
11/02	at IND	4	96	24.0	34	0
11/09	BUF	1	13	13.0	13	0
11/13	NYJ	5	135	27.0	31	0
11/23	at MIA	3	72	24.0	30	0
11/30	PIT	4	91	22.8	40	0
12/07	at SEA	3	97	32.3	55	0
12/14	at OAK	3	126	42.0	95t	1
12/21	ARZ	1	15	15.0	15	0
12/28	at BUF	-	-	-	-	-
2008 Totals		45	1281	28.5	95t	1

MATTHEW SLATER

KR	Yds	Avg	LG	TD
1	0	0.0	0	0
-	-	-	-	-
-	-	-	-	-
1	18	18.0	18	0
3	71	23.7	31	0
1	28	28.0	28	0
-	-	-	-	-
-	-	-	-	-
1	0	0.0	0	0
2	24	12.0	13	0
2	14	7.0	14	0
-	-	-	-	-
-	-	-	-	-
-	-	-	-	-
-	-	-	-	-
11	155	14.1	31	0

PUNT RETURNS

KEVIN FAULK

PR	FC	Yds	Avg	LG	TD
3	0	53	17.7	24	0
2	2	34	17.0	19	0
2	1	19	9.5	13	0
0	1	0	0.0	0	0
0	1	0	0.0	0	0
-	-	-	-	-	-
-	-	-	-	-	-
0	3	0	0.0	0	0
0	1	0	0.0	0	0
-	-	-	-	-	-
-	-	-	-	-	-
3	0	26	8.7	14	0
-	-	-	-	-	-
-	-	-	-	-	-
-	-	-	-	-	-
10	9	132	13.2	24	0

WES WELKER

PR	FC	Yds	Avg	LG	TD
-	-	-	-	-	-
-	-	-	-	-	-
-	-	-	-	-	-
-	-	-	-	-	-
-	-	-	-	-	-
3	0	63	21.0	44	0
3	1	30	10.0	13	0
2	0	24	12.0	15	0
1	0	10	10.0	10	0
3	1	14	4.7	10	0
2	1	20	10.0	12	0
2	1	0	0.0	1	0
3	1	20	6.7	10	0
-	-	-	-	-	-
5	1	56	11.2	28	0
-	-	-	-	-	-
24	6	237	9.9	44	0

2008 HONORS AND AWARDS

QB MATT CASSEL

- AFC Offensive Player of the Week (Wk. 7 vs. Denver)
- AFC Offensive Player of the Week (Wk. 12 at Miami)
- Peter King's Monday Morning Quarterback Co-Offensive Player of the Week (Wk. 2 at N.Y. Jets)
- Peter King's Monday Morning Quarterback Co-Offensive Player of the Week (Wk. 12 at Miami)
- *USA Today's* All-Joe Team

K STEPHEN GOSTKOWSKI

- AFC Pro Bowl Selection
- Associated Press All-Pro: First Team
- *Pro Football Weekly*/PFWA All-NFL Team
- ESPN.com All-Pro Team
- SI.com All-Pro Team
- *Sporting News* All-Pro Team
- *Dallas Morning News* All-Pro Team
- *Pro Football Weekly*/PFWA All-AFC Team
- AFC Special Teams Player of the Month (October)
- Peter King's Monday Morning Quarterback Special Teams Player of the Week (Wk. 5 at San Francisco)

P CHRIS HANSON

- AFC Special Teams Player of the Week (Wk. 17 at Buffalo)
- Peter King's Monday Morning Quarterback Co-Special Teams Player of the Week (Wk. 17 at Buffalo)

KR ELLIS HOBBS

- AFC Special Teams Player of the Week (Wk. 15 at Oakland)
- *USA Today's* All-Joe Team

LB LARRY IZZO

- New England Patriots Ron Burton Community Service Award

LB JEROD MAYO

- Associated Press Defensive Rookie of the Year
- *Pro Football Weekly*/PFWA Defensive Rookie of the Year
- ESPN.com Defensive Rookie of the Year
- SI.com Defensive Rookie of the Year
- NFL Defensive Rookie of the Month (October)
- *Pro Football Weekly*/PFWA All-Rookie Team
- *Sporting News* All-Rookie Team

S BRANDON MERIWEATHER

- Peter King's Monday Morning Quarterback Co-Defensive Player of the Week (Wk. 14 at Seattle)

RB SAMMY MORRIS

- Ed Block Courage Award
- *USA Today's* All-Joe Team

DL TY WARREN

- *USA Today's* All-Joe Team

WR WES WELKER

- AFC Pro Bowl Selection
- Associated Press All-Pro: Second Team
- SI.com All-Pro Team
- NBCSports.com All-NFL Team
- *Pro Football Weekly*/PFWA All-AFC Team
- *USA Today* Patriots Team MVP

NT VINCE WILFOCK

- *USA Today's* All-Joe Team

OFFENSIVE COORDINATOR JOSH MCDANIELS

- Peter King's Monday Morning QB Coach of the Week (Wk. 12)

2009 PRO BOWL

The Patriots had two players selected to the AFC's 2009 Pro Bowl roster: K Stephen Gostkowski and WR Wes Welker. **Gostkowski** was named to the Associated Press All-Pro First Team while setting a Patriots single-season record with an NFL-high 36 field goals. Gostkowski also led the NFL with 148 points -- the most by a Patriots player since the 1970 AFL-NFL merger and the second-highest total in team history (Gino Cappelletti, 155 in 1964). **Welker** finished the season with 111 receptions, a total that ranked second in the NFL and was the second-highest single-season total in team history, trailing only his 112 catches in 2007. He is one of nine players in league history to have 100 or more receptions in back-to-back seasons.

2008 TELEVISION RATINGS

PATRIOTS 2008 RATINGS IN BOSTON TV MARKET

Date	Opponent	Net.	Time (ET)	Boston TV	Rating/Share/Viewers
09/07	Kansas City	CBS	1:00 p.m.	WBZ Ch. 4	23.7 / 55 / 568,000
09/14 at	N.Y. Jets	CBS	4:15 p.m.	WBZ Ch. 4	32.0 / 55 / 765,000
09/21	Miami	CBS	1:00 p.m.	WBZ Ch. 4	20.5 / 48 / 492,000
10/05 at	San Francisco	CBS	4:15 p.m.	WBZ Ch. 4	30.7 / 54 / 739,000
10/12 at	San Diego	NBC	8:15 p.m.	WHDH Ch. 7	21.2 / 35 / 511,000
10/20	Denver	ESPN	8:30 p.m. (Mon.)	WCVB Ch. 5	21.8 / 36 / 512,000
10/26	St. Louis	FOX	1:00 p.m.	WFXT Ch. 25	23.5 / 52 / 567,000
11/02 at	Indianapolis	NBC	8:15 p.m.	WHDH Ch. 7	27.5 / 41 / 662,000
11/09	Buffalo	CBS	1:00 p.m.	WBZ Ch. 4	25.1 / 57 / 604,000
11/13	N.Y. Jets	NFLN	8:15 p.m. (Thurs.)	WCVB Ch. 5	26.2 / 41 / 633,000
11/23 at	Miami	CBS	1:00 p.m.	WBZ Ch. 4	28.5 / 56 / 687,000
11/30	Pittsburgh	CBS	4:15 p.m.	WBZ Ch. 4	33.2 / 52 / 799,000
12/07 at	Seattle	CBS	4:05 p.m.	WBZ Ch. 4	26.8 / 45 / 645,000
12/14 at	Oakland	CBS	4:15 p.m.	WBZ Ch. 4	N/A (Ice Storm)
12/21	Arizona	FOX	1:00 p.m.	WFXT Ch. 25	33.1 / 55 / 797,000
12/29 at	Buffalo	CBS	1:00 p.m.	WBZ Ch. 4	30.8 / 61 / 741,000

Each ratings point represents one percent of the 2.4 million homes in the Boston TV market. Share represents the percentage of televisions that are tuned in to a program as a proportion of all of the televisions that are turned on at a given time.

2008 PLAYER PARTICIPATION CHART

	GP/GS/DNP/INA	9/7 Kansas City	9/14 at New York Jets	9/21 Miami	10/5 at San Francisco	10/12 at San Diego	10/20 Denver	10/26 St. Louis	11/2 Indianapolis	11/9 Buffalo	11/13 New York Jets	11/23 at Miami	11/30 Pittsburgh	12/7 at Seattle	12/14 at Oakland	12/21 Arizona	12/28 at Buffalo
Aiken, Sam	14/20/2	X	X	sub	sub	sub	sub	sub	sub	WR	sub	WR	sub	sub	sub	sub	sub
Alexander, Eric	1/0/0/9	sub	X	X	X	X	X	X	X	X	X	X	X	X	X	X	X
Brady, Tom	1/1/0/0	QB	Placed on Injured Reserve	9/8													
Britt, Wesley	2/0/0/14	X	X	X	X	sub	sub	sub	X	X	X	X	X	X	X	X	X
Bruschi, Teddy	13/12/0/3	ILB	ILB	ILB	ILB	sub	LB	LB	ILB	ILB	ILB	ILB	ILB	ILB	ILB	ILB	ILB
Cassel, Matt	16/15/0/0	sub	QB	QB	QB	QB	QB	QB	QB	QB	Signed 12/3	Signed 12/13	sub	sub	sub	sub	sub
Colvin, Rosevelt	4/3/0/0														OLB	OLB	OLB
Connolly, Dan	1/0/0/7	X	X	X	X	X	Released 10/20								X	X	sub
Crabbe, Shawn	0/0/0/8	X	X	X	X	X	X	X	X	Placed on Injured Reserve	11/5						
DeVree, Tyson	2/0/1/3								Signed 11/17	X	X	X	X	X	sub	DNP	
Evans, Heath	16/4/0/0	sub	FB	sub	sub	FB	FB	sub	sub	sub	sub	sub	sub	sub	sub	sub	sub
Faulk, Kevin	15/3/0/0	NS	sub	sub	sub	sub	sub	sub	sub	RB	sub	RB	RB	sub	sub	sub	sub
Gaffney, Jabar	16/7/0/0	WR	sub	WR	WR	sub	sub	sub	WR	WR	sub	WR	sub	sub	WR	sub	sub
Gostkowski, Stephen	16/0/0/0	sub	sub	sub	sub	sub	sub	sub	sub	sub	sub	sub	sub	sub	sub	sub	sub
Green, Jarvis	14/3/0/2	sub	sub	sub	sub	RE	X	X	sub	sub	sub	sub	sub	LE	sub	sub	RE
Green-Ellis, BenJarvus	9/3/0/3		Signed 10/11				sub	RB	RB	sub	RB	sub	sub	sub	X	X	X
Gutierrez, Matt	0/0/1/14	9/12	X	X	X	X	DNP	X	X	X	X	X	X	X	X	X	X
Guyton, Gary	14/2/1/1	sub	sub	sub	sub	sub	sub	sub	sub	sub	sub	sub	sub	sub	OLB	ILB	X
Hanson, Chris	16/0/0/0	sub	sub	sub	sub	sub	sub	sub	sub	sub	sub	sub	sub	sub	sub	sub	sub
Harrison, Rodney	6/6/0/0	SS	SS	SS	SS	SS	SS	Placed on Injured Reserve	10/22								
Hobbs, Ellis	16/6/0/0	RCB	RCB	RCB	RCB	RCB	RCB	RCB	RCB	RCB	RCB	RCB	RCB	RCB	RCB	RCB	RCB
Hochstein, Russ	15/21/0	DNP	sub	sub	sub	sub	sub	sub	sub	sub	sub	sub	sub	sub	sub	FB	HB
Izzo, Larry	16/0/0/0	sub	sub	sub	sub	sub	sub	sub	sub	sub	sub	sub	sub	sub	sub	sub	sub
Jordan, LaMont	8/0/0/8	sub	sub	sub	sub	X	X	X	X	X	X	X	X	sub	sub	sub	sub
Kaczur, Nick	14/14/0/2	RT	RT	RT	RT	X	X	RT	RT	RT	RT	RT	RT	RT	RT	RT	RT
Koppen, Dan	16/16/0/0	C	C	C	C	C	C	C	C	C	C	C	C	C	C	C	C
LeVoi, Mark	16/2/0/0	sub	sub	sub	sub	sub	sub	sub	sub	sub	sub	sub	sub	sub	sub	sub	sub
Light, Matt	16/16/0/0	LT	LT	LT	LT	LT	LT	LT	LT	LT	LT	LT	LT	LT	LT	LT	LT
Mankins, Logan	16/16/0/0	LG	LG	LG	LG	LG	LG	LG	LG	LG	LG	LG	LG	LG	LG	LG	LG
Maroney, Laurence	3/3/0/2	RB	RB	X	RB	X	Placed on Injured Reserve	10/20									
Mayo, Jerod	16/16/0/0	ILB	ILB	ILB	ILB	ILB	LB	LB	ILB	ILB	ILB	ILB	ILB	ILB	ILB	ILB	ILB
Meriweather, Brandon	16/11/0/0	sub	sub	sub	sub	DB	SS	SS	SS	SS	SS	SS	SS	SS	SS	SS	SS
Morris, Sammy	13/7/0/3	sub	sub	RB	sub	RB	X	X	X	X	X	X	X	RB	RB	RB	RB
Moss, Randy	16/16/0/0	WR	WR	WR	WR	WR	WR	WR	WR	WR	WR	WR	WR	WR	WR	WR	WR
Neal, Stephen	11/9/0/0	Activated from PUP	10/20				sub	sub	sub	sub	sub	sub	sub	sub	sub	sub	sub
O'Connell, Kevin	2/0/13/1	X	DNP	sub	DNP	DNP	DNP	DNP	DNP	DNP	DNP	DNP	DNP	DNP	DNP	DNP	DNP
O'Neal, Deltha	16/10/0/0	sub	LCB	LCB	LCB	LCB	LCB	sub	LCB	LCB	LCB	LCB	LCB	sub	sub	sub	sub
Paxton, Lonie	16/0/0/0	sub	sub	sub	sub	sub	sub	sub	sub	sub	sub	sub	sub	sub	sub	sub	sub
Price, Maurice			Signed 9/24						Released 10/11/08								
Redd, Vince	5/0/0/1								Signed 11/23		sub	sub	X	sub	sub	sub	sub
Richardson, Mike	10/0/0/1			Signed 10/20		sub	sub	sub	sub	sub	X	sub	X	sub	sub	sub	sub
Sanders, James	14/14/0/2	FS	FS	FS	FS	FS	FS	FS	FS	FS	FS	FS	FS	FS	X	X	FS
Sanders, Lewis	10/4/0/6	LCB	sub	sub	X	sub	DB	X	X	X	X	sub	sub	sub	FS	FS	X
Seau, Junior	4/2/0/0										Signed 12/5				sub	ILB	ILB
Seymour, Richard	15/15/0/1	RE	RE	RE	RE	RE	RE	RE	RE	RE	RE	RE	RE	RE	RE	RE	X
Slater, Matthew	14/0/0/2	sub	sub	sub	sub	sub	sub	X	X	sub	sub	sub	sub	sub	sub	sub	sub
Smith, Le Kevin	15/0/0/1	X	sub	sub	sub	sub	sub	sub	sub	sub	sub	sub	sub	sub	sub	sub	sub
Spach, Stephen	2/0/0/0	sub	sub	Released 9/15													
Spann, Antwain	10/0/0/0			Signed 10/22													
Thomas, Adaluis	9/9/0/3	OLB	OLB	OLB	OLB	OLB	sub	OLB	OLB	X	X	X	Placed on IR	12/5			
Thomas, David	15/10/0/1	TE	TE	TE	sub	TE	TE	TE	sub	sub	TE	sub	TE	X	sub	TE	TE
Ventrone, Ray	15/0/0/1	sub	sub	sub	sub	sub	sub	sub	sub	sub	sub	sub	sub	sub	sub	sub	X
Vrabel, Mike	16/14/0/0	OLB	OLB	OLB	OLB	sub	sub	OLB	OLB	OLB	OLB	OLB	OLB	OLB	OLB	OLB	OLB
Warren, Ty	13/13/0/3	LE	LE	LE	LE	LE	LE	LE	LE	LE	X	X	X	LE	LE	LE	LE
Washington, Kelley	10/0/0/6	sub	sub	X	X	X	X	sub	sub	sub	sub	sub	X	X	sub	sub	sub
Watson, Benjamin	14/9/0/2	X	X	sub	TE	sub	sub	TE	TE	sub	TE	sub	TE	TE	TE	TE	TE
Webster, Jason	3/0/0/1							Signed 11/5		sub	X			Placed on IR	12/2		
Welker, Wes	16/14/0/0	WR	WR	WR	WR	WR	WR	WR	WR	WR	WR	WR	WR	WR	WR	sub	sub
Wheatley, Terrence	6/1/0/4	sub	X	sub	sub	sub	X	sub	LCB	X	Placed on IR	11/17					
Wilfork, Vince	16/16/0/0	NT	NT	NT	NT	LD	NT	NT	NT	NT	NT	NT	NT	NT	NT	NT	NT
Wilhite, Jonathan	16/4/0/0	sub	sub	sub	sub	sub	sub	sub	sub	sub	sub	sub	sub	LCB	LCB	LCB	LCB
Woods, Pierre	12/3/0/1	sub	sub	sub	sub	sub	sub	sub	sub	sub	OLB	OLB	X	On IR	12/13		
Wright, Mike	16/2/0/0	sub	sub	sub	sub	sub	sub	sub	sub	sub	LE	sub	LE	sub	sub	sub	sub
Yates, Billy	7/7/2/0	RG	RG	RG	RG	RG	RG	RG	DNP	X	DNP	X	X	X	X	X	X

x - inactive / CAPS - starters / sub - played / dnp - did not play / NS - NFL Suspension

2008-09 TRANSACTIONS

JULY, 2008

7/1	Andrews, Willie.....	Released
7/1	Ruud, Bo.....	Signed/Draft Choice
7/17	Wilhite, Jonathan.....	Signed/Draft Choice
7/21	Crabbe, Shawn and O'Connell, Kevin.....	Signed/Draft Choice
7/21	Clement, Anthony.....	Signed as Veteran Free Agent
7/21	Dunlap, Chris.....	Signed as First-Year Free Agent
7/22	Bauta, Lavdrim.....	Signed as Rookie Free Agent
7/22	Wheatley, Terrence.....	Signed/Draft Choice
7/24	Mayo, Jerod.....	Signed/Draft Choice
7/24	Adams, Titus.....	Signed as First-Year Free Agent
7/24	Bauta, Lavdrim.....	Released
7/26	Jordan, LaMont.....	Signed as Veteran Free Agent
7/26	Bauta, Lavdrim.....	Re-Signed
7/26	Mruczkowski, Gene.....	Retired
7/26	Ortiz, Robert.....	Released
7/27	Bauta, Lavdrim.....	Released
7/27	McMahon, Pete.....	Signed as First-Year Free Agent

AUGUST, 2008

8/2	Stokes, Barry.....	Signed as Veteran Free Agent
8/2	Clement, Anthony.....	Placed on Reserve/Injured (Knee)
8/4	Welbourn, John.....	Signed as Veteran Free Agent
8/4	Norwell, Chris.....	Released
8/9	Shoate, Jeff.....	Signed as Veteran Free Agent
8/9	Williams, Tank.....	Placed on Reserve/Injured (Knee)
8/13	Jimoh, Ade.....	Signed as Veteran Free Agent
8/13	McMahon, Pete.....	Released
8/14	Sene, Stephen.....	Signed as First-Year Free Agent
8/14	Dunlap, Chris.....	Released
8/15	Lynch, John.....	Signed as Veteran Free Agent
8/15	Stokes, Barry.....	Placed on Reserve/Injured (Back)
8/19	DeVree, Tyson.....	Signed as Rookie Free Agent
8/19	Pollard, Marcus.....	Released
8/21	Flynn, Mike.....	Signed
8/21	Jimoh, Ade.....	Released
8/26	Neal, Stephen.....	Placed on Reserve/PUP (Shoulder)
8/26	O'Callaghan, Ryan.....	Placed on Reserve/Injured (Shoulder)
8/26	Eckel, Kyle; Webster, Jason; Wendell, Ryan.....	Released
8/29	Fitita, Steve; Martin, Jimmy; Shoate, Jeff; Stupar, Jonathan.....	Released
8/30	Ross, Oliver.....	Placed on Reserve/NFI (Shoulder)
8/30	Ruud, Bo.....	Placed on Reserve/Injured (Ankle)
8/30	Smith, Kenny.....	Placed on Reserve/Injured (Arm)
8/30	Adams, Titus; Bryant, Fernando; DeVree, Tyson; Dillard, Mark; Flynn, Mike; Green-Ellis, BenJarvus; Gutierrez, Matt; Hobson, Victor; Redd, Vince; Richardson, Mike; Sene, Stephen; Spann, Antwain; Thomas, Antonio; Welbourn, John.....	Released
8/31	Adams, Titus; Dillard, Mark; Green-Ellis, BenJarvus; Redd, Vince; Richardson, Mike; Spann, Antwain.....	Signed to Practice Squad
8/31	Jackson, Chad; Lynch, John.....	Released

SEPTEMBER, 2008

9/1	O'Neal, Deltha.....	Signed as Veteran Free Agent
9/1	LeVior, Mark.....	Claimed off Waivers (STL)
9/1	Pociask, Jason.....	Claimed off Waivers (NYJ)
9/1	Spach, Stephen.....	Released
9/1	Bender, Jacob; DeVree, Tyson.....	Signed to Practice Squad
9/4	Spach, Stephen.....	Re-Signed
9/4	Pociask, Jason.....	Released
9/4	Hodges, Reggie.....	Signed to Practice Squad
9/4	DeVree, Tyson.....	Released from Practice Squad
9/7	Hodges, Reggie.....	Released from Practice Squad
9/9	Brady, Tom.....	Placed on Reserve/Injured (Knee)
9/10	Gutierrez, Matt.....	Signed to Practice Squad
9/10	Malone, Tom.....	Signed to Practice Squad
9/10	Dillard, Mark.....	Released from Practice Squad
9/13	Gutierrez, Matt.....	Signed to Active Roster
9/13	Jones, C.J.....	Released
9/15	Eckel, Kyle.....	Signed
9/15	Spach, Stephen.....	Released
9/15	Dillard, Mark.....	Signed to Practice Squad
9/15	Malone, Tom.....	Released from Practice Squad
9/16	DeVree, Tyson.....	Signed to Practice Squad
9/22	Eckel, Kyle.....	Released
9/24	Price, Maurice.....	Signed
9/24	Wendell, Ryan.....	Signed to Practice Squad
9/24	Dillard, Mark.....	Released from Practice Squad

OCTOBER, 2008

10/11	Green-Ellis, BenJarvus.....	Signed to Active Roster
10/11	Price, Maurice.....	Released
10/15	Price, Maurice.....	Signed to Practice Squad
10/20	Neal, Stephen.....	Activated from Reserve/PUP
10/20	Richardson, Mike.....	Signed to Active Roster
10/20	Maroney, Laurence.....	Placed on Reserve/Injured (Shoulder)
10/20	Connolly, Dan.....	Released
10/20	Spann, Antwain.....	Signed to Active Roster
10/22	Harrison, Rodney.....	Placed on Reserve/Injured (Thigh)
10/22	Connolly, Dan.....	Signed to Practice Squad
10/22	Dillard, Mark.....	Signed to Practice Squad
10/28	Ross, Oliver.....	Released

NOVEMBER, 2008

11/5	Webster, Jason.....	Signed as Veteran Free Agent
11/5	Crabbe, Shawn.....	Placed on Reserve/Injured (Shin)
11/17	DeVree, Tyson.....	Signed to Active Roster
11/17	Wheatley, Terrence.....	Placed on Reserve/Injured (Wrist)
11/17	Robertson, Darrell.....	Signed to Practice Squad
11/22	Redd, Vince.....	Signed to Active Roster
11/22	Alexander, Eric.....	Placed on Reserve/Injured (Hamstring)
11/26	Malone, Tom.....	Signed to Practice Squad

DECEMBER, 2008

12/2	Webster, Jason.....	Placed on Reserve/Injured (Ankle)
12/3	Colvin, Rosevelt.....	Signed as Veteran Free Agent
12/3	Craig, Angelo.....	Signed to Practice Squad
12/5	Seau, Junior.....	Signed as Veteran Free Agent
12/5	Thomas, Adalius.....	Placed on Reserve/Injured (Arm)
12/14	Connolly, Dan.....	Signed to Active Roster
12/14	Woods, Pierre.....	Placed on Reserve/Injured (Jaw)
12/30	Adams, Titus; Craig, Angelo; Malone, Tom; Robertson, Darrell; Wendell, Ryan.....	Signed to Future Contracts

JANUARY, 2009

1/27	Reese, Floyd.....	Hired as Senior Football Advisor
------	-------------------	----------------------------------

FEBRUARY, 2009

2/3	Boyer, Josh.....	Named Defensive Backs Coach
2/3	O'Brien, Bill.....	Named Quarterbacks Coach
2/3	O'Brien, Scott.....	Hired as Special Teams Coach
2/5	Cassel, Matt.....	Designated Franchise Player
2/12	Ossenfort, Monti.....	Named National Scout
2/12	Robinson, Jon.....	Named Director of College Scouting
2/12	Waldron, Shane.....	Named Tight Ends Coach
2/17	Washington, Kelley; Yates, Billy.....	Released
2/18	Banta-Cain, Tully.....	Signed as Veteran Free Agent (SF)
2/18	Listorti, Brad.....	Signed as First-Year Free Agent (NYJ)
2/20	Yates, Billy.....	Re-Signed
2/25	Licht, Jason.....	Hired as Director of Pro Personnel
2/25	O'Shea, Chad.....	Hired as Receivers Coach
2/27	Taylor, Fred.....	Signed as Veteran Free Agent (JAX)
2/27	Robertson, Darrell.....	Released
2/28	Cassel, Matt.....	Traded to Kansas City
2/28	Vrabel, Mike.....	Traded to Kansas City

MARCH, 2009

3/2	Baker, Chris.....	Signed as Veteran Free Agent (NYJ)
3/2	Hochstein, Russ.....	Re-Signed
3/5	Alexander, Eric; Hanson, Chris.....	Re-Signed
3/5	Lewis, Greg.....	Acquired Via Trade (PHI)
3/5	Sanders, James.....	Re-Signed
3/10	Hodel, Nathan.....	Signed as Veteran Free Agent (ARZ)
3/11	Bodden, Leigh.....	Signed as Veteran Free Agent (DET)
3/11	Springs, Shawn.....	Signed as Veteran Free Agent (WAS)
3/16	Johnson, Al.....	Signed as Veteran Free Agent (MIA)
3/16	Britt, Wesley; Ventrone, Ray; Williams, Tank; Wright, Mike.....	Re-Signed
3/19	Galloway, Joey.....	Signed as Veteran Free Agent (TB)
3/23	Duckett, Damane.....	Signed as Veteran Free Agent (SF)

APRIL, 2009

4/21	Woods, Pierre.....	Re-Signed
4/23	Smith, Kenny.....	Re-Signed
4/25	Chung, Patrick; Brace, Ron; Butler, Darius; Vollmer, Sebastian.....	Drafted
4/26	Tate, Brandon; McKenzie, Tyrone; Ohrnberger, Rich; Bussey, George; Ingram, Jake; Pryor, Myron; Edelman, Julian; Richard, Darryl.....	Drafted
4/26	Hobbs, Ellis.....	Traded to Philadelphia
4/29	Ruud, Bo.....	Released
4/30	Smith, Alex.....	Acquired Via Trade (TB)
4/30	Appleby, Antonio; Hoyer, Brian; Love, Jamar; McClinton, Marcus; Porter, Jermall.....	Signed as Rookie Free Agents

MAY, 2009

5/4	Ciurciu, Vinny.....	Signed as Veteran Free Agent (MIN)
5/4	Williams, Stephen.....	Signed as Veteran Free Agent (CAR)
5/4	Cuff, Omar.....	Signed as First-Year Free Agent (TB)
5/4	Ortiz, Robert.....	Re-Signed as First-Year Free Agent
5/4	Barnes, Tyree.....	Signed as Rookie Free Agent
5/4	Kettani, Eric.....	Signed as Rookie Free Agent
5/4	Perez, Aaron.....	Signed as Rookie Free Agent
5/4	White, Shun.....	Signed as Rookie Free Agent
5/5	McGowan, Brandon.....	Signed as Unrestricted Free Agent (CHI)
5/5	Malone, Tom.....	Released
5/11	Nunn, Terrence.....	Signed as Rookie Free Agent

FRANCHISE HISTORY



John Hannah
Elected to the Pro Football
Hall of Fame in 1991



Andre Tippett
Elected to the Pro Football
Hall of Fame in 2008



Nick Buoniconti
Elected to the Pro Football
Hall of Fame in 2001



Mike Haynes
Elected to the Pro Football
Hall of Fame in 1997

PATRIOTS HALL OF FAME



PATRIOTS HALL OF FAME

Player	Pos.	Years	Enshrined
Bruce Armstrong	T	1987-2000	2001
Nick Buoniconti*	LB	1962-1968	1992
Gino Cappelletti	WR/K	1960-1970	1992
Ben Coates	TE	1991-1999	2008
Bob Dee	DE	1960-1967	1993
Steve Grogan	QB	1975-1990	1995
John Hannah*	G	1973-1985	1991
Mike Haynes*	CB	1976-1982	1994
Jim Lee Hunt	DT	1960-1971	1993
Stanley Morgan	WR	1977-1989	2007
Jim Nance	FB	1965-1971	2009
Steve Nelson	LB	1974-1987	1993
Vito "Babe" Parilli	QB	1961-1967	1993
Andre Tippett*	LB	1982-1993	1999

*Also in Pro Football Hall of Fame

Contributors	Position	Enshrined
William H. "Billy" Sullivan, Jr.	Founder	2009

THE HALL AT PATRIOT PLACE PRESENTED BY RAYTHEON

A cutting edge, highly interactive experience, The Hall at Patriot Place presented by Raytheon showcases the history of the New England Patriots while providing a permanent home for the team's Hall of Fame. The facility opened in the fall of 2008. The Hall features 36,000 square feet of exhibit space and utilizes the latest in design concepts and multimedia technology to bring the story of the Patriots to life. The Hall also explores the history of football in New England and features an integrated math and sciences program to benefit visiting school groups. The Hall is a unique sports hall of fame and experience, and a must-visit attraction for any Patriots fan.

HISTORY OF THE PATRIOTS HALL OF FAME

The Patriots Hall of Fame was established in 1991 as a way to honor the greatest players in franchise history. A selection committee of media and staff was formed to select players for induction and appropriately, John Hannah was the first player enshrined. Eight additional players were inducted from 1992-95. Andre Tippett (1999) and Bruce Armstrong (2001) rounded out the Patriots Hall of Fame's first 11 members. In 2007, the Patriots introduced a new method of selecting players for the team's hall of fame in advance of the opening of The Hall at Patriot Place presented by Raytheon. Moving forward, one player will be enshrined in the Patriots Hall of Fame each year, with a nomination committee determining three finalists each spring and fans making the final choice through Patriots.com each summer.

PATRIOTS HALL OF FAME BIOS

Career Patriots in Pro Football Hall of Fame: John Hannah, Andre Tippett

Other Patriots in Pro Football Hall of Fame: Mike Haynes, Nick Buoniconti

Patriots Hall of Fame Players: Bruce Armstrong, Gino Cappelletti, Ben Coates, Bob Dee,

Steve Grogan, Jim Lee Hunt, Stanley Morgan, Jim Nance, Steve Nelson, Babe Parilli

Patriots Hall of Fame Contributors: William H. "Billy" Sullivan

John Hannah ★ G ★ Alabama

Patriots Seasons (13): 1973-85 ★ Pro Bowls (9)

Pro Football Hall of Fame 1991 ★ Patriots Hall of Fame 1991



Hannah spent his entire 13-season career with the Patriots, from 1973 through the Super Bowl season of 1985 ... The first Patriots player to be inducted into the Pro Football Hall of Fame ... One of two Patriots voted to the NFL's 75th Anniversary Team ... Named to the Patriots 35th Anniversary Team in 1994 ... Named the Player of the Century on the Patriots Team of the Century in 2000 ... Played in 183 games, while missing only five games due to injury ... Selected to nine Pro Bowls (1976, 1978-85), a Patriots team record ... Named All-Pro for 10 consecutive years (1976-85) ... Won the NFL Players Association's Offensive Lineman of the Year Award for four straight seasons (1978-81) ... Powered an offensive line that helped set an NFL record with 3,165 rushing yards in 1978 - a record that has not been challenged in more than 30 seasons.



PATRIOTS HALL OF FAME BIOS



Andre Tippett ★ LB ★ Iowa Patriots Seasons (11): 1982-88, 90-93 ★ Pro Bowls (5) Pro Football Hall of Fame 2008 ★ Patriots Hall of Fame 1999

Tippett spent his entire 12-year career with the Patriots ... Elected to the Pro Football Hall of Fame in 2008, joining John Hannah as the only two players to earn induction to the Hall of Fame after spending their entire career with the Patriots ... From 1984-85, Tippett recorded 35.0 sacks, a total that stands as the highest two-season sack total by a linebacker in NFL history ... He achieved his record sack totals despite playing his career as a strong-side linebacker (opposite the opposing tight end), a position from which few other players have excelled in the pass rush to the extent that Tippett did ... He was named to the NFL's 1980s All-Decade Team and was named the NFL's linebacker of the year by the NFL Players Association for three straight seasons from 1985-87 ... Finished his career as the only Patriots player to record 100 career sacks, a mark that stands as the franchise's all-time record ... Set the Patriots franchise single-season sack record with 18.5 in 1994 ... Also holds the second and third highest totals with 16.5 in 1985 and 12.5 in 1987 ... Was a member of the 1985 AFC Champions ... Has worked in the Patriots front office since his 1994 retirement and currently serves as the team's executive director of community affairs.

TIPPETT'S PATRIOTS STATISTICS

Years	G	TT	UT	Sack	FF	FR
1982	9	28	10	0	0	1
1983	15	86	48	8.5	1	1
1984	16	118	48	18.5	1	0
1985	16	97	65	16.5	3	3
1986	11	63	39	9.5	2	1

Years	G	TT	UT	Sack	FF	FR
1987	13	83	53	12.5	0	3
1988	12	50	31	7	0	0
1989	Injured Reserve					
1990	13	72	38	3.5	1	1
1991	16	65	41	8.5	2	3

Years	G	TT	UT	Sack	FF	FR
1992	14	40	33	7	3	0
1993	16	76	50	8.5	1	4
Totals	151	778	456	100	14	17



Mike Haynes ★ CB ★ Arizona State Patriots Seasons (7): 1976-82 ★ Pro Bowls (6) Pro Football Hall of Fame 1997 ★ Patriots Hall of Fame 1994

Haynes played for the Patriots from 1976 to 1982 before finishing his career with the Los Angeles Raiders from 1983-89 ... In 1997, became the second Patriot to be elected to the Pro Football Hall of Fame ... Selected to the NFL's 75th Anniversary Team ... Named to the NFL's all-decade team for the 1980s ... Named to six Pro Bowls (1976-80 and 1982) with the Patriots and three more with the Raiders ... Voted to two All-Pro teams, six All-AFC teams and the All-Rookie team during his Patriots career ... Named to the Patriots 35th Anniversary Team in 1994 ... Named to the Patriots Team of the Century in 2000 ... Entering 2009, his 28 interceptions in a Patriots uniform rank sixth in franchise history ... Entering 2009, his punt return average of 10.4 yards is tied for third in team history ... Became the first player in Patriots history to return a punt for a touchdown with an 89-yard return against Buffalo on Nov. 7, 1976.

HAYNES' PATRIOTS STATISTICS

Years	G	No	Interceptions				TD	Punt Returns				
			Yds	Avg	LG	TD		No	Yds	Avg	LG	TD
1976	14	8	90	11.3	28	0		45	608	13.5	89t	2
1977	14	5	54	10.8	22	0		24	200	8.3	46	0
1978	16	6	123	20.5	50	1		14	183	13.1	35	0
1979	16	3	66	22.0	33	0		5	16	3.2	5	0
1980	13	1	31	31.0	31	0		17	140	8.2	35	0
1981	8	1	3	3.0	3	0		6	12	2.0	6	0
1982	9	4	26	6.5	26	0		0	0	0.0	0	0
Patriots Totals	90	28	393	14.0	50	1		111	1,159	10.4	89t	2

PATRIOTS HALL OF FAME BIOS



Nick Buoniconti ★ LB ★ Notre Dame Patriots Seasons (7): 1962-68 ★ AFL All-Star Games (5) Pro Football Hall of Fame 2001 ★ Patriots Hall of Fame 1992


Buoniconti played for the Patriots from 1962 to 1968 before finishing his career with the Miami Dolphins ... In 2001, became the third Patriot to be named to the Pro Football Hall of Fame ... Appeared in five consecutive AFL All-Star games during his Patriots career (1963-67) ... Was a part of the Patriots' first-ever championship game appearance in the 1963 AFL Championship ... The leading vote-getter on the 1966 AFL All-Star team ... Recorded 24 interceptions as a Patriot ... Went on to play for the undefeated 1972 Miami Dolphins as a part of the "No Name Defense" ... Named to the All-AFL 10 Year Anniversary Team in 1971.

BUONICONTI'S PATRIOTS STATISTICS

Years	Games	Int	Yds	Avg	LG	TD	Sacks	Years	Games	Int	Yds	Avg	LG	TD	Sacks
1962	14	2	3	1.5	3	0	1.0	1966	14	4	43	10.8	41	0	0.0
1963	14	3	42	14.0	26	0	6.5	1967	13	4	7	1.8	7	0	1.0
1964	14	5	75	15.0	26	0	4.5	1968	8	3	22	7.3	14	0	3.0
1965	14	3	31	10.3	26	0	2.0	N.E. Totals	91	24	223	9.3	41	0	18.0

Bruce Armstrong ★ T ★ Louisville Patriots Seasons (14): 1987-2000 ★ Pro Bowls (6) Patriots Hall of Fame 2001

Armstrong spent his entire 14-season career with the Patriots, from 1987 to 2000 ... Started all 212 games he played in, making him the franchise's all-time leader in career starts and games played ... Appeared in six Pro Bowls during his Patriots career (1990-91, 1994-97) ... One of only three players to play in three decades with the same NFL team (1980s, 1990s and 2000s) ... Named to the Patriots 35th Anniversary Team in 1994 ... Named to the Patriots Team of the Century in 2000.



Gino Cappelletti ★ WR/K ★ Minnesota Patriots Seasons (11): 1960-70 ★ 1964 AFL MVP ★ AFL All-Star Games (5) Patriots Hall of Fame 1992




Cappelletti spent his 11-year career with the Patriots, from 1960-70 as one of the original members of the squad ... A five-time AFL All-Star selection ... Selected as the AFL Most Valuable Player in 1964 ... One of only three players to play in every game in the AFL's 10-year history ... Finished as the AFL's all-time leader in points (1,100) and field goals (170) ... Led the AFL in scoring five times ... Holds the top two scoring seasons in AFL history with 155 points in 1964 and 147 points in 1961 ... Registered the fifth highest scoring season in AFL annals with 132 points in 1965 ... Ranks second on the Patriots' all-time scoring list with 1,130 points (42 TDs, 176 FGs and 342 PATs) ... Ranks second in Patriots history with 353 extra points attempted and 342 extra points made ... Enters 2009 in seventh place on the Patriots' receiving list with 292 catches and seventh with 4,589 receiving yards ... Selected as a member of the All-AFL 10 Year Anniversary Team in 1971.

CAPPELLETTI'S PATRIOTS STATISTICS

Receptions							Kicking					Receptions							Kicking				
Years	G	No	Yds	Avg	LG	TD	XP	XPA	FG	FGA	Pts	Years	G	No	Yds	Avg	LG	TD	XP	XPA	FG	FGA	Pts
1960	14	1	28	28.0	28	0	30	32	8	22	60	1966	14	43	676	15.7	63†	6	35	36	16	32	119
1961	14	45	768	17.1	53	8	48	50	17	32	147	1967	14	35	397	11.3	35	3	29	30	16	31	95
1962	14	34	479	14.5	40	5	38	40	20	37	128	1968	14	13	182	14.0	30	2	26	26	15	27	83
1963	14	34	493	14.5	38	2	35	36	22	38	113	1969	14	1	21	21.0	21	0	26	27	14	34	68
1964	14	49	865	17.7	58†	7	36	36	25	39	155	1970	13	0	0	0.0	0	0	12	13	6	15	30
1965	14	37	680	18.4	57†	9	27	27	17	27	132	Totals	153	292	4,589	15.7	63†	42	342	353	176	334	1,130

Two-point conversions: 1960 (3), 1964 (1)

PATRIOTS HALL OF FAME BIOS



Ben Coates ★ TE ★ Livingstone College
Patriots Seasons (9): 1991-99 ★ Pro Bowls (5)
Patriots Hall of Fame 2008

Coates played in 142 games over nine seasons with the Patriots, starting 105 ... Enters 2009 third all-time in Patriots history in receptions (490), fourth in receiving yards (5,471) and second in receiving touchdowns (50) ... Set the NFL's single-season reception record for a tight end in 1994 with 96 receptions (now tied for third) and still holds the franchise record for receptions by a tight end ... Led the team in touchdown receptions for six consecutive seasons (1993-98) and led the team in receptions five times (1992-95, 1997-98) ... Ranks in the top 10 all time among NFL tight ends in receptions, yards and touchdowns.

COATES'S PATRIOTS STATISTICS

Years	G	Rec	Yds	Avg	Lg	TD
1991	16	10	95	9.5	17	1
1992	16	20	171	8.6	22t	3
1993	16	53	659	12.4	54t	8

Years	G	Rec	Yds	Avg	Lg	TD
1994	16	96	1174	12.2	62t	7
1995	16	84	915	10.9	35	6
1996	16	62	682	11.0	84t	9

Years	G	Rec	Yds	Avg	Lg	TD
1997	16	66	737	11.2	35	8
1998	14	67	668	10.0	33	6
1999	16	32	370	11.6	27	2
Totals	142	490	5471	11.2	84t	50



Bob Dee ★ DE ★ Holy Cross
Patriots Seasons (8): 1960-67 ★ AFL All-Star Games (4)
Patriots Hall of Fame 1993


Dee played for the Patriots from 1960-67, never missing a game during his eight-year career and starting 112 consecutive games ... Scored the first touchdown in AFL history when he dove onto a fumble in the end zone in a preseason contest versus Buffalo on July 30, 1960 ... Voted to four AFL All-Star teams (1961, 1963-65) ... Named to the All-AFL 10 Year Anniversary Team in 1971 ... Recorded 27.5 sacks as a member of the Patriots.

DEE'S PATRIOTS STATISTICS

Years	G	Sacks
1960	14	2.5
1961	14	5.5
1962	14	4.0

Years	G	Sacks
1963	14	7.0
1964	14	3.5
1965	14	0.0

Years	G	Sacks
1966	14	2.5
1967	14	2.5
Totals	112	27.5



Steve Grogan ★ QB ★ Kansas State
Patriots Seasons (16): 1975-90
Patriots Hall of Fame 1995

Grogan spent a franchise-record 16 seasons with the Patriots, from 1975-90 ... Finished his career as the Patriots all-time career passing leader with 26,886 yards ... Held a franchise record until 2007 with 182 career touchdown passes ... Rushed for 2,164 yards (4.9 avg.) ... His 35 rushing touchdowns rank third in team history ... Tied for third in franchise history with 12 rushing scores in a season (1976) ... Held a Patriots single-game record until 2007 with a 153.9 passer rating, achieved by completing 13 of 18 passes for 315 yards with five touchdowns and no interceptions (9/9/79) ... Named to the Patriots 35th Anniversary Team in 1994.

GROGAN'S PATRIOTS STATISTICS

Passing											Rushing			Passing											Rushing		
Years	G	Att	Comp	Yds	TD	Int	Rat.	Att	Yds	TD	Years	G	Att	Comp	Yds	TD	Int	Rat.	Att	Yds	TD						
1975	13	274	139	1,976	11	18	60.4	30	110	3	1983	12	303	168	2,411	15	12	81.4	23	108	2						
1976	14	302	145	1,903	18	20	60.4	60	397	12	1984	3	68	32	444	3	6	46.4	7	12	0						
1977	14	305	160	2,162	17	21	65.2	61	324	1	1985	7	156	85	1,311	7	5	84.1	20	29	2						
1978	16	362	181	2,824	15	23	63.6	81	539	5	1986	4	102	62	976	9	2	113.8	9	23	1						
1979	16	423	206	3,286	28	20	77.4	64	368	2	1987	7	161	93	1,183	10	9	78.2	20	37	2						
1980	12	306	175	2,475	18	22	73.1	30	112	1	1988	6	140	67	834	4	13	37.6	6	12	1						
1981	8	216	117	1,859	7	16	63.0	12	49	2	1989	7	261	133	1,697	9	14	60.8	9	19	0						
1982	6	122	66	930	7	4	84.4	9	42	1	1990	4	92	50	615	4	3	76.1	4	-5	0						
Totals											149	3,593	1,879	26,886	182	208	69.6	445			2,176	35					

PATRIOTS HALL OF FAME BIOS

Jim Lee Hunt ★ DT ★ Prairie View Patriots Seasons (12): 1960-71 ★ AFL All-Star Games (4) Patriots Hall of Fame 1993




Hunt played from 1960-71 as an original member of the Patriots squad ... Played in 141 games during his 12-season Patriots career ... Voted to four AFL All-Star games (1961, 1966-67 and 1969) ... Voted the "best pass rushing tackle" by AFL scouts in 1967 ... Selected as a member of the All-AFL 10 Year Anniversary Team in 1971 ... Named to the Patriots 35th Anniversary Team in 1994 ... Named to the Patriots Team of the Century in 2000.

HUNT'S PATRIOTS STATISTICS

Years	G	Sacks	Years	G	Sacks	Years	G	Sacks
1960	6	0.0	1965	14	3.0	1969	14	3.5
1961	14	3.0	1966	14	9.0	1970	14	2.5
1962	14	0.0	1967	14	5.0	1971	14	0.0
1963	14	0.0	1968	14	1.5	Totals	141	29.0
1964	14	2.5						

Stanley Morgan ★ WR ★ Tennessee Patriots Seasons (13): 1977-89 ★ Pro Bowls (4) Patriots Hall of Fame 2007




Played for the Patriots for 13 seasons from 1977-89 ... Entering the 2009 NFL season, his career average of 19.2 yards per catch is the best in NFL history among the 98 players with 500 or more career receptions ... Of the 18 wide receivers in the Pro Football Hall of Fame, only one has a higher yards-per-catch average (Paul Warfield, 20.1) ... Entering the 2008 season, is the Patriots' all-time leader in touchdowns (68 total - 67 receiving, 1 punt ret.), receiving yards (10,352), 100-yard receiving games (39), and 1,000-yard receiving seasons ... His total of 534 receptions with the Patriots stood as a franchise record from 1984 to 2006 ... His 1,491 receiving yards in 1986 and his 12 receiving touchdowns in 1979 were franchise records until 2007 ... Was honored in an enshrinement ceremony at the Patriots Kickoff Gala at Gillette Stadium on Aug. 27, 2007.

MORGAN'S PATRIOTS STATISTICS

Years	G	Rec	Yds	Avg	Lg	TD	Years	G	Rec	Yds	Avg	Lg	TD	Years	G	Rec	Yds	Avg	Lg	TD
1977	14	21	443	21.1	64t	3	1982	9	28	584	10.9	75t	3	1987	9	40	672	16.8	45	3
1978	16	34	820	24.1	75t	5	1983	16	58	863	14.9	50t	2	1988	16	31	502	16.2	32	4
1979	16	44	1002	22.8	63t	12	1984	13	38	709	18.7	76t	5	1989	10	28	486	17.4	55t	3
1980	16	45	991	22.0	71	6	1985	15	39	760	19.5	50t	5	N.E. Totals	179	534	10352	19.2	76t	67
1981	13	44	1029	23.4	76t	6	1986	16	84	1491	17.8	44t	10							

Jim Nance ★ FB ★ Syracuse Patriots Seasons (7): 1965-71 ★ 1966 AFL MVP ★ AFL All-Star Games (2) Patriots Hall of Fame 2009



Played for the Patriots for seven seasons from 1965-71 ... Named the 1966 AFL Most Valuable Player ... Holds the Patriots career record with 45 rushing touchdowns, and his 5,323 career rushing yards rank second on the team's all-time list entering 2009 ... His 1,458 rushing yards in 1966 are the second highest single-season total in team history and stood as the team record for 38 years (1966-2004) ... His average of 104.1 rushing yards per game in 1966 remains a single-season Patriots record ... His 1,458 rushing yards in 1966 were the most in the 10-year history of the AFL and his 1,216 rushing yards in 1967 were the second most in AFL history ... Also played one season for the New York Jets (1973) and two seasons in the World Football League (1974-75) ... In 2009 became the first running back elected to the Patriots Hall of Fame.

NANCE'S PATRIOTS STATISTICS

Years	G	Rush	Yds	Avg	Lg	TD	Years	G	Rush	Yds	Avg	Lg	TD	Years	G	Rush	Yds	Avg	Lg	TD
1965	14	111	321	2.9	20	5	1968	12	177	593	3.4	30t	4	1971	14	129	463	3.6	50t	5
1966	14	299	1458	4.9	65	11	1969	14	193	750	3.9	43	6	Totals	94	1323	5323	4.0	65	45
1967	14	269	1216	4.5	53	7	1970	13	145	522	3.6	21	7							

PATRIOTS HALL OF FAME BIOS



Steve Nelson ★ LB ★ North Dakota State
Patriots Seasons (14): 1974-87 ★ Pro Bowls (3)
Patriots Hall of Fame 1993

Nelson spent his entire 14-season career with the Patriots, from 1974-87 ... Played in 174 games as a Patriot ... Voted to three NFL Pro Bowls (1981, 1985-86) ... Led the team in tackles in eight of his 14 seasons ... Recorded over 100 tackles nine times in his career and finished with 1,776 total tackles (10.2 avg. per game) ... Posted a career-high 207 stops in 1984, an unofficial Patriots record ... Named to the Patriots 35th Anniversary Team in 1994 ... Named to the Patriots Team of the Century in 2000.

NELSON'S PATRIOTS STATISTICS

Years	G	TT	UT	Sack	Int	Yds	Years	G	TT	UT	Sack	Int	Yds	Years	G	TT	UT	Sack	Int	Yds
1974	11	79	58	0	0	0	1979	15	135	85	2	1	18	1984	16	207	71	3.5	1	0
1975	14	157	118	2	2	8	1980	16	186	116	0	3	37	1985	15	149	74	2	0	0
1976	10	91	57	1	2	32	1981	12	126	62	0	0	0	1986	10	70	36	1	2	21
1977	13	134	90	4.5	0	0	1982	9	130	45	0	0	0	1987	11	99	35	0	0	0
1978	14	115	75	1	5	104	1983	8	98	30	1	1	6	Totals 174 1,776 952 18 17 226						

Vito "Babe" Parilli ★ QB ★ Kentucky
Patriots Seasons (7): 1961-67 ★ AFL All-Star Games (3)
Patriots Hall of Fame 1993



Parilli played in 94 games for the Patriots from 1961-67 ... Threw for over 20,000 yards during his NFL career ... Voted to three AFL All-Star teams (1963-64 and 1966) and earned the AFL's Comeback Player of the Year Award in 1966 ... Named to the All-AFL 10 Year Anniversary Team in 1971 ... His 31 touchdown passes in 1964 were a team record until 2007 ... Enters the 2009 season ranked fourth on the Patriots all-time career passing list with 16,747 yards and fourth with 132 touchdowns on 2,413 attempts ... Ranks fourth on the Patriots' career completion list with 1,140.

PARILLI'S PATRIOTS STATISTICS

Passing								Years	G	Att	Comp	Yds	TD	Int	Rat.
Years	G	Att	Comp	Yds	TD	Int	Rat.	1964	14	473	228	3,465	31	27	70.8
1961	14	198	104	1,314	13	9	76.5	1965	14	426	173	2,597	18	26	50.0
1962	10	253	140	1,988	18	8	91.5	1966	14	382	181	2,721	20	20	66.9
1963	14	337	153	2,345	13	24	52.1	1967	14	344	161	2,317	19	24	58.5
								Totals	94	2,413	1,140	16,747	132	138	64.8

CONTRIBUTORS

On the occasion of the Patriots' 50th anniversary season in 2009, one of Robert Kraft's first announcements was the induction of the team's founder, William H. "Billy" Sullivan, Jr. into the team's Hall of Fame. Sullivan became the first non-player to be inducted into The Hall.



William H. "Billy" Sullivan, Jr. ★ Founder
Patriots Hall of Fame 2009

On Nov. 16, 1959, William H. Sullivan, Jr. was awarded the eighth and final charter franchise of the American Football League ... Sullivan, with nine other investors, sold non-voting public stock in the franchise to raise capital to help post the franchise fee of \$25,000 ... In 1975, Sullivan purchased additional stock to become majority owner, and in 1976, he purchased all the remaining non-voting stock in the team ... In 1983, Schaefer Stadium was renamed Sullivan Stadium to honor Sullivan's contributions to the franchise ... Sullivan owned the Patriots through 1988, when he sold the franchise to Victor Kiam.

PATRIOTS ALL-DECADE TEAMS

In 2009, on the occasion of the Patriots' 50th Anniversary Season, the Patriots Hall of Fame Selection Committee selected all-decade teams to represent the greatest players from each decade in team history. The 1960s All-Decade Team was previously chosen in 1971 as the Patriots' 10th Anniversary Team. The 2000s All-Decade Team will be chosen in 2010, and subsequent all-decade teams will be selected upon the conclusion of each decade.

1960s ALL-DECADE TEAM

OFFENSE

OT	Charlie Long	1961-69
OT	Tom Neville	1965-77
G	Billy Neighbors	1962-65
G	Lennie St. Jean	1964-73
C	Jon Morris	1964-74
TE	Jim Whalen	1965-69
WR	Jim Colclough	1960-68
WR	Art Graham	1963-69
QB	Vito "Babe" Parilli	1961-67
RB	Larry Garron	1960-68
RB	Jim Nance	1965-71

DEFENSE

DE	Bob Dee	1960-67
DE	Larry Eisenhower	1961-69
DT	Houston Antwine	1961-71
DT	Jim Lee Hunt	1960-71
OLB	Tom Addison	1960-67
OLB	Ed Philpott	1966-71
MLB	Nick Buoniconti	1962-68
CB	Chuck Shonta	1960-67
CB	Daryl Johnson	1968-71
S	Don Webb	1962-71
S	Ron Hall	1961-67

SPECIAL TEAMS

K	Gino Cappelletti	1960-70
P	Tom Yewcic	1961-67
Ret	Larry Garron	1960-68
SpT	Don Webb	1962-71

Head Coach	Mike Holovak	1961-68
------------	--------------	---------

1980s ALL-DECADE TEAM

OFFENSE

OT	Bruce Armstrong	1987-00
OT	Brian Holloway	1981-86
G	John Hannah	1973-85
G	Ron Wooten	1982-88
C	Pete Brock	1976-87
TE	Lin Dawson	1981-90
WR	Irving Fryar	1984-92
WR	Stanley Morgan	1977-89
QB	Steve Grogan	1975-90
RB	Tony Collins	1981-87
RB	Craig James	1984-88

DEFENSE

DE	Julius Adams	1971-87
DE	Garin Veris	1985-91
NT	Richard Bishop	1976-81
OLB	Andre Tippett	1982-93
OLB	Don Blackmon	1981-87
ILB	Steve Nelson	1974-87
ILB	Johnny Rembert	1983-92
CB	Raymond Clayborn	1977-89
CB	Ronnie Lippett	1983-91
S	Roland James	1980-90
S	Fred Marion	1982-91

SPECIAL TEAMS

K	Tony Franklin	1984-87
P	Rich Camarillo	1981-87
Ret	Irving Fryar	1984-92
SpT	Mosi Tatupu	1978-90

Head Coach	Raymond Berry	1984-89
------------	---------------	---------

1970s ALL-DECADE TEAM

OFFENSE

OT	Leon Gray	1973-78
OT	Tom Neville	1965-77
G	John Hannah	1974-85
G	Sam Adams	1972-80
C	Bill Lenkaitis	1971-81
TE	Russ Francis	1975-80,87-88
WR	Stanley Morgan	1977-89
WR	Randy Vataha	1971-76
QB	Steve Grogan	1975-90
RB	Sam Cunningham	1973-82
RB	Andy Johnson	1974-81

DEFENSE

DE	Julius Adams	1971-87
DE	Tony McGee	1974-81
NT	Ray Hamilton	1973-81
OLB	Steve Zabel	1975-78
OLB	Steve King	1973-81
ILB	Steve Nelson	1974-87
ILB	Sam Hunt	1974-79
CB	Raymond Clayborn	1977-89
CB	Mike Haynes	1976-82
S	Tim Fox	1976-81
S	Prentice McCray	1974-80

SPECIAL TEAMS

K	John Smith	1974-83
P	Mike Patrick	1975-78
Ret	Mack Herron	1973-75
SpT	Mosi Tatupu	1978-90

Head Coach	Chuck Fairbanks	1973-78
------------	-----------------	---------

1990s ALL-DECADE TEAM

OFFENSE

OT	Bruce Armstrong	1987-00
OT	Pat Harlow	1991-95
G	Todd Rucci	1993-99
G	Max Lane	1994-00
C	Dave Wohlabaugh	1995-98
TE	Ben Coates	1991-99
WR	Terry Glenn	1996-01
WR	Shawn Jefferson	1996-99
QB	Drew Bledsoe	1993-01
RB	Curtis Martin	1995-97
RB	Leonard Russell	1991-93

DEFENSE

DE	Willie McGinest	1994-05
DE	Brent Williams	1986-93
NT	Tim Goad	1988-94
OLB	Andre Tippett	1982-93
OLB	Chris Slade	1993-00
ILB	Vincent Brown	1988-95
ILB	Ted Johnson	1995-04
CB	Maurice Hurst	1989-95
CB	Ty Law	1995-04
S	Willie Clay	1996-98
S	Lawyer Milloy	1996-02

SPECIAL TEAMS

K	Adam Vinatieri	1996-05
P	Tom Tupa	1996-98
Ret	Dave Meggett	1995-97
SpT	Larry Whigham	1994-00

Head Coach	Bill Parcells	1993-96
------------	---------------	---------

PATRIOTS IN THE PRO BOWL

Includes AFL All-Star Games (1960-1970) and AFC-NFC Pro Bowls (1971-2008)

1960 (0) No game played	1967 (7) DT Houston Antwine (5) LB Nick Buoniconti (5) RB Larry Garron (4) DT Jim Lee Hunt (3) C Jon Morris (4) FB Jim Nance (2) T Don Oakes (1) 1968 (5) DT Houston Antwine (6) WR/K Gino Cappelletti (5) CB Leroy Mitchell (1) C Jon Morris (5) T Tom Neville (2) 1969 (6) RB Carl Garrett (1) DT Jim Lee Hunt (4) C Jon Morris (6) WR Ron Sellers (1) QB Mike Taliaferro (1) S Don Webb (1) 1970 (1) C Jon Morris (7) 1971-75 (0) None 1976 (4) TE Russ Francis (1) T Leon Gray (1) G John Hannah (1) CB Mike Haynes (1) 1977 (2) TE Russ Francis (2) CB Mike Haynes (2) 1978 (5) FB Sam Cunningham (1) TE Russ Francis (3) T Leon Gray (2) G John Hannah (2) CB Mike Haynes (3) 1979 (3) G John Hannah (3) CB Mike Haynes (4) WR Stanley Morgan (1) 1980 (7) DE Julius Adams (1) FS Tim Fox (1) G John Hannah (4) CB Mike Haynes (5) WR Stanley Morgan (2) LB Steve Nelson (1) PK John Smith (1) 1981 (1) G John Hannah (5) 1982 (2) G John Hannah (6) CB Mike Haynes (6)	1983 (5) P Rich Camarillo (1) CB Ray Clayborn (1) RB Tony Collins (1) G John Hannah (7) T Brian Holloway (1) 1984 (4) G John Hannah (8) T Brian Holloway (2) LB Steve Nelson (2) LB Andre Tippett (1) 1985 (8) CB Ray Clayborn (2) RT Irving Fryar (1) G John Hannah (9) T Brian Holloway (3) RB Craig James (1) FS Fred Marion (1) LB Steve Nelson (3) LB Andre Tippett (2) 1986 (5) CB Ray Clayborn (3) K Tony Franklin (1) WR Stanley Morgan (3) SpT Mosi Tatupu (1) LB Andre Tippett (3) 1987 (2) WR Stanley Morgan (4) LB Andre Tippett (4) 1988 (3) RB John Stephens (1) LB Andre Tippett (5) LB Johnny Rember (1) 1989 (1) LB Johnny Rember (2) 1990 (1) T Bruce Armstrong (1) 1991 (2) T Bruce Armstrong (2) TE Marv Cook (1) 1992 (1) TE Marv Cook (2) 1993 (0) None 1994 (3) T Bruce Armstrong (3) QB Drew Bledsoe (1) TE Ben Coates (1) 1995 (3) T Bruce Armstrong (4) TE Ben Coates (2) RB Curtis Martin (1) 1996 (6) T Bruce Armstrong (5) QB Drew Bledsoe (2) TE Ben Coates (3) RB Curtis Martin (2)	1996 (Cont.) DE Willie McGinest (1) KR David Meggett (1) 1997 (5) T Bruce Armstrong (6) QB Drew Bledsoe (3) TE Ben Coates (4) LB Chris Slade (1) SpT Larry Whigham (1) 1998 (3) TE Ben Coates (5) CB Ty Law (1) S Lawyer Milloy (1) 1999 (2) WR Terry Glenn (1) S Lawyer Milloy (2) 2000 (0) None 2001 (4) QB Tom Brady (1) WR Troy Brown (1) CB Ty Law (2) S Lawyer Milloy (3) 2002 (6) SpT Larry Izzo (2) S Lawyer Milloy (4) CB Ty Law (3) DT Richard Seymour (1) K Adam Vinatieri (1) C Damien Woody (1) 2003 (3) CB Ty Law (4) LB Willie McGinest (2) DT Richard Seymour (2) 2004 (5) QB Tom Brady (2) LB Tedy Bruschi (1) SpT Larry Izzo (3) DT Richard Seymour (3) K Adam Vinatieri (2) 2005 (2) QB Tom Brady (3) DT Richard Seymour (4) 2006 (2) T Matt Light (1) DT Richard Seymour (5) 2007 (8) QB Tom Brady (4) C Dan Koppen (1) T Matt Light (2) G Logan Mankins (1) WR Randy Moss (6) CB Asante Samuel (1) LB Mike Vrabel (1) NT Vince Wilfork (1) 2008 (2) K Stephen Gostkowski (1) WR Wes Welker (1)
-----------------------------------	----------------------------------------------------------------------------------------------------------------------------------------------------------------------------------------------------------------------------------------------------------------------------------------------------------------------------------------------------------------------------------------------------------------------------------------------------------------------------------------------------------------------------------------------------------------------------------------------------------------------------------------------------------------------------------------------------------------------------------------------------------------------------------------------------------------------------------------------------------------------------------------------------------------------------------------------------------------------------------------------------------------------------------------------------------------------------------------------------------------------------------------------------------------------------------------------------------------------------------------	----------------------------------------------------------------------------------------------------------------------------------------------------------------------------------------------------------------------------------------------------------------------------------------------------------------------------------------------------------------------------------------------------------------------------------------------------------------------------------------------------------------------------------------------------------------------------------------------------------------------------------------------------------------------------------------------------------------------------------------------------------------------------------------------------------------------------------------------------------------------------------------------------------------------------------------------------------------------------------------------------------------------------------------------------------------------------------------------------------------------------------------------------------------------------------------------------------------------------------------------------------------------------------------------	-------------------------------------------------------------------------------------------------------------------------------------------------------------------------------------------------------------------------------------------------------------------------------------------------------------------------------------------------------------------------------------------------------------------------------------------------------------------------------------------------------------------------------------------------------------------------------------------------------------------------------------------------------------------------------------------------------------------------------------------------------------------------------------------------------------------------------------------------------------------------------------------------------------------------------------------------------------------------------------------------------------------------------------------------------------------------------------------------------------------------------------------------------------------------------------------------------------------------------------------------------------------------------------------

PATRIOTS PRO BOWL RECORDS

MOST APPEARANCES

- John Hannah (1976, 1978-85)
- Jon Morris (1964-1970)
- Houston Antwine (1963-68)
- Bruce Armstrong (1990-91, 94-97)
- Mike Haynes (1976-80, 82)

MOST CONSECUTIVE APPEARANCES

- John Hannah (1978-85)
- Jon Morris (1964-70)
- Houston Antwine (1963-68)
- Ben Coates (1994-98)
- Mike Haynes (1976-80)
- Richard Seymour (2002-06)
- Andre Tippett (1984-88)

NOTE: The year indicates the season in which the player was selected for Pro Bowl participation, but the game itself is played the following January or February. For example, players selected in the 2008 season played in the 2009 Pro Bowl, but are listed under 2008.

HISTORICAL TIMELINE: 1959-68

1959

- Nov. 16 American Football League's eighth and final franchise is awarded to William H. Sullivan, Jr.
- Nov. 22 Northwestern RB Ron Burton is selected as first draft choice and Syracuse RB Gerhardt Schwedes is made first territorial choice.
- Dec. Mike Holovak is named director of player personnel. He is the first executive hired.
- Dec. 20 Clemson QB Harvey White becomes the first player to sign a Boston Patriots contract.

1960

- Feb. 8 Lou Saban is appointed first head coach.
- Feb. 20 As the result of a public contest, the team nickname of Patriots is chosen. The Patriots also announce that the team colors will be red, white and blue.
- April 1 Boston University Field is named as the Patriots first home.
- April 2 Patriots become first pro team in history to issue public stock.
- April 19 Uniformed Patriot centering football (creative work of cartoonist Phil Bissell) is adopted as team logo.
- July 4 Team opens first training camp at the University of Massachusetts, 350 players attended.
- Aug. 14 Patriots play their first home game, a 24-14 preseason loss to the Dallas Texans before 11,000 fans at Harvard Stadium.
- Sept. 9 In their first regular season game, the Patriots open with a 13-10 loss to Denver at B.U. Field before a crowd of 21,597.
- Sept. 16 DB Chuck Shonta recovered a fumble on the final play of the game and ran for a touchdown to give the Patriots their first victory with a 28-24 advantage over the N.Y. Titans at the Polo Grounds in New York.
- Nov. 25 The Patriots host the Houston Oilers in front of 27,123 fans at B.U. Field, recording the first sellout in the history of the AFL.

1961

- Oct. 10 Mike Holovak replaces Lou Saban as head coach.
- Dec. 17 The Patriots ended the season with a 41-0 shutout over San Diego to finish with a 9-4-1 record, second in the AFL Eastern Division. The 41-point margin of victory remains the largest shutout victory in Patriots history.

1962

- Sept. 16 Opened the season at Harvard Stadium and beat the Houston Oilers 34-21. The Patriots played the remainder of their games at Boston University Field.
- Dec. 12 The Oakland Raiders claim one of the AFL's most shocking upsets with a 20-0 victory over the Patriots in the season finale. It was the Raiders' only victory of the season and knocked the Patriots out of championship contention.

1963

- Oct. 11 Patriots play their first game in Fenway Park and beat Oakland 20-14.



In the AFL's first ever preseason game on July 30, 1960, the Patriots defeat Buffalo 28-7 at War Memorial Stadium. Patriots DE Bob Dee (above) recovered a fumble for the league's first touchdown.

1963 (Cont.)

- Dec. 28 With a 26-8 victory over Buffalo, the Patriots win the AFL's Eastern Division title in the league's only season-ending tie-breaker game.

1964

- Jan. 5 The Patriots fall in the AFL title game, 51-10, to the Chargers in San Diego.
- Oct. 4 Gino Cappelletti boots six field goals in a win at Denver, setting the team's single-game record.
- Dec. 20 Gino Cappelletti finished the season with 155 total points, an AFL record and ranks fourth in NFL history. He won AFL MVP honors.

1966

- Rommie Loudd becomes the first African-American assistant coach in the AFL when Mike Holovak adds him to the Patriots coaching staff prior to the 1966 season. The following season, Loudd was named director of player personnel.
- Dec. 17 Jim Nance rushes for 78 yards against the N.Y. Jets in the season finale giving him 1,458 yards rushing for the season, a Patriots single-season team record until 1995. Nance was later honored with the league's Most Valuable Player award.

1967

- Aug. 13 Patriots played the Baltimore Colts of the NFL in a preseason game. It was the first time the Patriots had played an NFL team. The Patriots lost the game 33-3.
- Dec. 17 Jim Nance finishes the season with 1,216 yards rushing and becomes the first player in AFL history to rush for over 1,000 yards in back-to-back seasons.

1968

- Nov. 10 Gino Cappelletti became the first player in AFL history to score more than 1,000 points in his career, reaching the milestone on a 19-yard touchdown catch.

HISTORICAL TIMELINE: 1969-82

1969

Jan. 30 Patriots appoint Clive Rush as vice president and head coach.

1970

Feb. 1 The AFL and NFL announce a merger, forming a common league with 26 teams, 13 in the American Football Conference and 13 in the National Football Conference.

April 4 Foxboro, Mass. selected as the new playing site for the Patriots.

Sept. 23 Official ground-breaking ceremonies begin for the construction of the Patriots new stadium in Foxboro, Mass. The stadium opened nearly one year later.

Nov. 12 John Mazur replaces Clive Rush as head coach.

1971

Mar. 22 The Boston Patriots are renamed the New England Patriots.

Aug. 15 The Patriots make their debut at Schaefer Stadium in Foxboro. Gino Cappelletti kicked a 36-yard field goal for the first points scored in the stadium as the Patriots topped the N.Y. Giants 20-14 before 60,423 fans.

1972

Feb. 17 The Patriots made financial history by paying first cash dividend of 15 cents per share.

1973

Jan. 26 Chuck Fairbanks is named head coach and general manager.

Jan. 30 The Patriots solidify their franchise for years to come when they selected John Hannah (fourth overall), RB Sam Cunningham (11th) and WR Darryl Stingley (19th) in the first round of the 1973 draft.

1975

Nov. 7 President William H. Sullivan, Jr. became the first majority owner in club history when he purchased additional voting stock to give him 88 percent of the franchise's voting stock.

1976

July 10 Patriots open their training camp for the first time at Bryant College in Smithfield, R.I. after spending the summers of 1969-75 at UMass/Amherst.

Dec. 5 Patriots defeat New Orleans 27-6 at Foxboro to qualify for their first NFL playoff appearance and their first playoff appearance since the 1963 AFL Championship game.

Dec. 8 Non-voting stockholders approve offer of \$15 per share made by Billy Sullivan to purchase all non-voting stock.

Dec. 18 Lost AFC divisional playoff game to the eventual Super Bowl Champion Oakland Raiders, 24-21, in the final 10 seconds of the game.

1977

Aug. 20 Work completed on installation of new surface (Super Turf) in Schaefer Stadium.

1978

Dec. 10 Patriots clinch their first outright divisional championship in the club's history with a last minute 26-24 victory over Buffalo at home.

1978 (Cont.)

Dec. 31 Patriots lose 31-14 to Houston in first playoff game ever played in Foxboro.

1979

April 2 Patriots announce that head coach and general manager Chuck Fairbanks has been released from his contract to assume duties as head football coach at the University of Colorado.

April 6 Francis "Bucko" Kilroy named general manager and former Patriots offensive coordinator Ron Erhardt is named head coach.

Sept. 3 Former wide receiver Darryl Stingley is named Executive Director of Player Personnel.

Dec. 16 In a 27-23 victory over the Minnesota Vikings to close out the 1979 regular season, WR's Harold Jackson and Stanley Morgan became the first and second players in Patriots history to surpass the 1,000-yard receiving single-season mark. Jackson finished the 1979 campaign with 1,013 yards and Morgan totaled 1,002.

1980

Feb. 25 Paul Sonnabend resigns as Executive Director of the NFL Management Council and is appointed as Vice President and a member of the Board of Directors of the Patriots.

April 8 William H. "Billy" Sullivan, Jr., President of the Patriots, is re-elected as Chairman of the Board of NFL Properties.

1981

Nov. 29 FB Sam Cunningham, with 35 yards on nine carries against St. Louis at Foxboro, surpasses Jim Nance (5,323 yards on 1,323 carries) as the Patriots all-time career rushing leader.

1982

Jan. 15 Ron Meyer, head coach at Southern Methodist University from 1976-81, is named the eighth head coach in club history.

Dec. 12 The Patriots defeat the Miami Dolphins 3-0 in the "Snow Plow Game." Mark Henderson used his snow plow and cleared a kicking surface on the Schaefer Stadium turf for John Smith. Smith then connected on a 33-yard field goal which would be the only scoring of the game.



In the "Snow Plow Game" on Dec. 12, 1982 at Schaefer Stadium, Mark Henderson used a snow plow to clear a kicking surface on the turf, helping John Smith to hit a 33-yard field goal in a 3-0 Patriots victory over Miami.

HISTORICAL TIMELINE: 1983-86

1983

- Jan. 8 In their first playoff appearance since 1978, the Patriots lose to the eventual AFC Champion Miami Dolphins at the Orange Bowl, 28-13.
- Feb. 16 General manager Bucko Kilroy is promoted to the position of Vice President and Patrick Sullivan, assistant general manager for four years, is named general manager.
- May 23 Schaefer Stadium is renamed Sullivan Stadium in honor of the founder and driving force behind the Patriots franchise, William H. "Billy" Sullivan, Jr.
- June 29 Sullivan Stadium is officially rededicated and the Boston Pops perform a concert in the stadium that is free to the public.

1984

- June 1 The Patriots organize a fan advisory board, a group of season ticket holders who will help advise the Patriots on how to make Sullivan Stadium a more exciting and more pleasant place to bring a family to watch an NFL game.
- June 5 In the first-ever NFL Supplemental Draft, the Patriots select slotback Ricky Sanders of the Houston Gamblers, running back Eric Jordan of the Oakland Invaders and quarterback Walter Lewis of the Memphis Showboats.
- Oct. 25 Hall of Fame receiver Raymond Berry is named the head coach of the Patriots, replacing Ron Meyer. Berry, a former Patriots assistant coach, becomes the team's ninth head coach.

1985

- Oct. 13 Raymond Clayborn establishes a new team record for consecutive starts by starting his 111th straight game. Ray Hamilton had the old mark of 110 (set Sept. 16, 1973 to Oct. 26, 1980). Clayborn celebrated the record-setting day by scoring his first professional touchdown on a 27-yard interception return.



Patriots head coach Raymond Berry was carried off the field by his players after the Patriots defeated the Miami Dolphins, 31-14, in the 1985 AFC Championship Game, advancing to Super Bowl XX.

1985 (Cont.)

- Dec. 28 The Patriots defeated the New York Jets, 26-14, at The Meadowlands (East Rutherford, N.J.) in the AFC wild-card game. With the victory, the Patriots won their first NFL playoff game (the Patriots had an 0-3 NFL playoff record prior to the game).

1986

- Jan. 12 The Patriots defeated the Miami Dolphins, 31-14, to claim their first AFC Championship in team history. In doing so, the Patriots ended an 18-game losing streak at the Orange Bowl that began in 1967. Raymond Berry became the first Patriots head coach to lead his team to the Super Bowl.
- Jan. 26 The Patriots participate in Super Bowl XX versus the Chicago Bears in the Louisiana Superdome in New Orleans. The Bears won the game, 46-10.



The Patriots reached the Super Bowl for the first time in team history when they played in Super Bowl XX following the 1985 season.

1986 (Cont.)

- Jan. 27 Defensive end Julius Adams retires after 15 years (all with the Patriots). He was the oldest active defensive lineman in the league at age 37 when he retired, and held the team record until 2000 with 210 games played.
- June 12 Coach Raymond Berry, who led the Patriots to the AFC Championship and Super Bowl XX in his first full season as the team's head coach, signs new five-year contract.
- June 30 John Hannah, who was selected to the Pro Bowl a team record nine times, announces his retirement from the NFL. He retires after starting 183 games, a team record until 1999.
- Sept. 7 1985 AFC Championship banner is raised at Sullivan Stadium in pregame ceremony prior to the season opener vs. Indianapolis. The banner is 10 feet wide and 15 feet long. Mr. William H. "Billy" Sullivan, Jr. is joined by the governors from each of the New England states.
- Sept. 21 QB Tony Eason throws for a then team-record 414 yards. The Patriots lose to Seattle, 38-31, in the game played in Foxboro. Eason was 26-of-45 with three touchdowns and no interceptions.

HISTORICAL TIMELINE: 1986-94

1986 (Cont.)

- Dec. 7 WR Stanley Morgan establishes a new team record for catches in one season with his 67th catch (had five catches on the day). Morgan, who finished the season with 84 catches, broke Derrick Ramsey's previous mark of 66 catches, set in 1984.
- Dec. 31 NEP Partners purchase a three-year option to buy the Patriots.

1987

- Nov. 29 Cornerback Raymond Clayborn ends his consecutive games played streak at 161. Clayborn broke Gino Cappelletti's record of 152 consecutive games played and Ray Hamilton's record 110 consecutive starts.

1988

- July 28 Victor K. Kiam II, the owner and chief executive officer of Remington Products, Inc. of Bridgeport, Conn., agrees to purchase the team from William H. "Billy" Sullivan, Jr.
- Oct. 28 Victor K. Kiam II becomes majority owner and chairman of the Patriots. Francis W. Murray, the minority owner, is the vice chairman. William H. "Billy" Sullivan, Jr., the founder and previous owner, remains as the team's president. The Kiam, Murray and Sullivan team is known as KMS Limited.
- Nov. 23 K-Korp, a company co-owned by Robert Kraft, purchases Sullivan Stadium.
- Dec. 4 Veteran wide receiver Stanley Morgan catches his 500th career reception vs. Seattle.

1989

- Jan. 6 Running back John Stephens is named the Old Spice/NFL Rookie of the Year.

1990

- Sullivan Stadium is renamed Foxboro Stadium.
- Feb. 27 Rod Rust is named the head coach of the Patriots, replacing Raymond Berry (who was relieved of his duties on Feb. 26). Rust, a former Patriots defensive coordinator, becomes the team's 10th head coach.
- Mar. 14 Former Patriots offensive guard John Hannah and cornerback Mike Haynes are selected to the National Football League's All-1980s team, while current linebacker Andre Tippett earned second-team honors.
- Dec. 20 Sam Jankovich, the University of Miami's Athletic Director from 1982-90, is named the chief executive officer of the Patriots.

1991

- Jan. 7 Dick MacPherson is named head coach of the Patriots, replacing Rod Rust (who was relieved of his duties on Jan. 4). MacPherson, the head coach at Syracuse for 10 seasons, becomes the team's 11th head coach.
- May 3 The installation of a natural grass playing surface at Foxboro Stadium is completed.
- July 27 Former Patriots offensive guard John Hannah is inducted into the Pro Football Hall of Fame in Canton, Ohio.

1992

- May 11 James B. Orthwein purchases the controlling interest of the Patriots from Victor K. Kiam II. Orthwein becomes Chairman of the Board of the club, while Francis W. Murray, the club's minority owner, becomes President. Sam Jankovich remains the CEO.
- Aug. Gino Cappelletti and Nick Buoniconti are inducted into the Patriots Hall of Fame.

1993

- Jan. 9 Sam Jankovich, the Patriots chief executive officer for the past two seasons, resigns.
- Jan. 21 Bill Parcells is named head coach of the Patriots, replacing Dick MacPherson (who was relieved of his duties on Jan. 8). Parcells becomes the team's 12th head coach. In addition, Patrick Forte is named Executive Vice President of Football Operations and James Hausmann is named Executive Vice President of Business Operations.
- Mar. 31 The Patriots unveil their new logo and uniforms at a press conference at the Four Seasons Hotel in Boston. The new icon features a streamlined head of a minuteman while the primary color of the uniforms changes from red to blue.
- Aug. 18 Bob Dee, Jim Lee Hunt, Steve Nelson and Babe Parilli are inducted into the Patriots Hall of Fame.

1994

- Jan. 2 Patriots LB Andre Tippett sacked Dolphin QB Scott Mitchell to record his 100th career sack. Tippett leads all Patriots with 100 sacks (Julius Adams ranks second with 79.5).



Andre Tippett played in the final game of his career on Jan. 2, 1994. In that game, he sacked Miami's Scott Mitchell to end his career with a team-record 100.0 sacks.

HISTORICAL TIMELINE: 1994-97

1994

- Jan. 21 Robert K. Kraft becomes the Patriots fourth owner in the club's 35-year history with an agreement to purchase the team from James Orthwein.
- Feb. 25 The sale of the Patriots from James Orthwein to Robert K. Kraft becomes official.
- Feb. 26 Patriots fans respond to the sale by purchasing 5,958 season tickets, a Patriots single-day sales record.
- May 12 Andre Tippett is appointed director of player resources upon his announced retirement.



On January 21, 1994 Robert K. Kraft becomes the Patriots fourth owner in the club's 35-year history with an agreement to purchase the team from James Orthwein.



On February 26, 1994, Patriots fans respond to the sale by braving a snow storm to purchase 5,958 season tickets. The one-day mark is a Patriots single-day sales record.

1994 (Cont.)

- June 1 Second-round draft choice Kevin Lee becomes the 10th and final 1994 Patriots draft choice to sign a contract. The 37-day signing period is the fastest reported to the league since the 1970 AFL-NFL merger.
- Nov. The Patriots announce WBCN - 104.1 FM as the team's new radio flagship station after reaching a three-year agreement.
- Dec. 24 The Patriots defeat the Chicago Bears 13-3, clinching the teams first playoff berth since 1986.

1995

- Jan. 1 The Cleveland Browns defeat the Patriots 20-13 in a wild-card playoff game.
- Feb. 9 The Patriots announce Boston's ABC affiliate WCVB-TV (Channel 5) as their preseason television flagship station. WCVB will televise preseason games and a weekly Patriots show, called Patriots All-Access.
- Mar. 29 The Patriots publish their premier issue of *Patriots Football Weekly*, the team's official newspaper.
- Apr. 29 For the first time in franchise history, every home game is sold out before the season begins as the remaining 15,000 tickets are sold individually to non-season ticket holders.

1996

- July 20 Owner Robert Kraft signs QB Drew Bledsoe to a seven-year contract extension.
- Dec. 8 The Patriots clinch their second playoff berth in two years by defeating the N.Y. Jets, 34-10.
- Dec. 15 The Patriots clinch their first AFC Division title since 1986.
- Dec. 21 The Patriots score 23 unanswered second half points and defeat the N.Y. Giants 23-22 to secure a first-round playoff bye and first home playoff game since 1978. WR Terry Glenn finished the 1996 season with 90 receptions, setting a new league rookie reception record (83 by Earl Cooper - 1980).

1997

- Jan. 5 The Patriots win their first home playoff game in team history by defeating the Pittsburgh Steelers 28-3 in Foxboro Stadium.
- Jan. 12 Otis Smith's 47-yard fumble return for a touchdown with 2:36 remaining enabled the Patriots to defeat the Jacksonville Jaguars 20-6 and earn their second AFC Championship and a trip to Super Bowl XXXI.
- Jan. 26 The Patriots lose 35-21 to the Green Bay Packers in Super Bowl XXXI. The two teams set a Super Bowl record for the most points scored by two teams in the first quarter with 24. The game was the fourth most-watched program in television history.



The Patriots played in their second Super Bowl following the 1996 season.

HISTORICAL TIMELINE: 1997-2000

1997 (Cont.)

- Jan. 31 Bill Parcells steps down as head coach.
- Feb. 3 The Patriots name Pete Carroll as their 13th head coach. Carroll, former head coach of the New York Jets in 1994, spent the '95 and '96 seasons as defensive coordinator of the San Francisco 49ers.
- July 26 Former Patriot CB Mike Haynes is inducted into the Pro Football Hall of Fame.
- Aug. 25 The Patriots introduce the world's first direct to digital nightly video webcast. The webcast contains everything from Patriots player interviews and press conferences to game reviews and previews.
- Sept. 21 For third time in team history, and first since 1974, the Patriots started the 1997 season 4-0 with a 31-3 victory over the Chicago Bears.
- Dec. 22 The Patriots clinched their second consecutive AFC East Division Championship with a 14-12 victory over the Miami Dolphins. It was their first back-to-back division championship in franchise history and their third playoff appearance in four years. With their victory over the Dolphins, the Patriots finished the 1997 season 7-1 against their division opponents, which tied a franchise record set in 1986.
- Dec. 28 The Patriots won their third home playoff game in two years when they defeated the Miami Dolphins, 17-3.

1998

- Jan. 3 The Patriots lost 7-6 to the Pittsburgh Steelers in the Divisional Playoff round.
- Feb. 23 William H. "Billy" Sullivan Jr., the founder of the New England Patriots, died at the age of 82 in Atlantis, Fla.
- Dec. 13 QB Drew Bledsoe completed a 4-yard pass to TE Lovett Purnell to become the Patriots' all-time leading completion leader, surpassing Steve Grogan (1,876).
- Dec. 20 The Patriots defeat the San Francisco 49ers 24-21 to qualify for the playoffs for the third consecutive year.

1999

- Jan. 3 Jacksonville Jaguars defeat the Patriots, 25-10, in a wild card playoff game.
- Feb. 7 Patriots CB Ty Law returns an interception 67 yards for a touchdown to propel the AFC to a 23-10 victory in the Pro Bowl. Law, who was selected to play in the game for the first time, was named co-MVP for his efforts.
- June "Patriots All-Access," the Patriots weekly television show wins a New England Emmy for Best Sports Series.
- June 21 The Patriots sold all their remaining tickets for every regular season game in just 90 minutes.
- Nov. 15 Patriots linebacker Andre Tippett is inducted into the Patriots Hall of Fame.
- Dec. 6 In a Foxboro town meeting, over 93 percent of the town's residents voted in favor of passing six necessary articles to approve the stadium project.

2000


- Jan. 27 Patriots name Bill Belichick the 14th head coach in franchise history.
- April 18 The Patriots unveil the designs for their new stadium in a press conference at the Seaport Hotel in Boston. The uniforms feature a color change from a royal blue to Nautical Blue.



Bill Belichick was named the 14th head coach in Patriots history on Jan. 27, 2000.

2000 (Cont.)

- June 15 Gillette Stadium's first concrete foundation is poured.
- Oct. 1 Quarterback Drew Bledsoe became the Patriots' all-time leading passer, surpassing Steve Grogan's total of 26,886 yards.
- Nov. 19 Tackle Bruce Armstrong became the Patriots' all-time leader in games played when he started his 207th career game vs. Cincinnati.



Quarterback Drew Bledsoe became the Patriots all-time leading passer, surpassing Steve Grogan's total of 26,886 yards on October 1, 2000.


HISTORICAL TIMELINE: 2001-02

2001

- March 22 In celebration of a long-standing construction tradition, the final beam was hoisted into place at Gillette Stadium to signify the "topping off" of the structure's steel.
- July 30 The Neponset River is daylighted and diverted into a new corridor on the stadium site.
- Aug. 6 Patriots quarterback coach Dick Rehbein died due to a heart condition at the age of 45.
- Aug. 6 Seat installation begins at Gillette Stadium.
- Sept. 30 Former tackle Bruce Armstrong is inducted into the Patriots Hall of Fame.
- Oct. Installation of the new scoreboards and video boards begins at Gillette Stadium.
- Nov. 19 The grass playing surface is installed at Gillette Stadium.

2002

- Jan. 6 The Patriots defeated the Carolina Panthers 38-6 and finished the 2001 season with an 11-5 record. They tied a then franchise record with 11 victories and claimed their third AFC East title in six seasons.
- Jan. 19 In a driving snowstorm, the Patriots beat the Oakland Raiders, 16-13 in overtime, in the final game at Foxboro Stadium to advance to the AFC Championship Game.
- Jan. 27 The Patriots beat the Pittsburgh Steelers, 24-17, to advance to the Super Bowl for the third time in their history and the second time in the last six years.
- Feb. 3 The Patriots claimed the first Super Bowl championship of their 42-year history with a 20-17 win over the St. Louis Rams in Super Bowl XXXVI in New Orleans. Patriots kicker Adam Vinatieri nailed a 48-yard field goal as time expired to bring the Lombardi Trophy home to New England.



The Patriots claimed the first world championship in team history with a 20-17 victory over the St. Louis Rams in Super Bowl XXXVI on February 3, 2002.

2002 (Cont.)

- Feb. 5 The state of Massachusetts held a victory parade for the Patriots. The parade traveled through downtown Boston and concluded with a rally at city hall. Approximately 1.25 million people attended the event.
- Feb. 13 The Patriots traveled to Rhode Island as part of their Super Bowl trophy tour for a rally held by the state to congratulate the franchise for their victory in Super Bowl XXXVI.

2002 (Cont.)

- Feb. 18 Demolition of Foxboro Stadium begins.
- March 5 The Patriots held the red-carpet premiere of their Super Bowl XXXVI video at the Loews Theatre at Boston Common.
- March 28 The NFL released its 2002 schedule and the Patriots were featured in a franchise record six nationally televised games.
- April 1 The Patriots and their Super Bowl trophy were on hand at Fenway Park for opening day of the 2002 Boston Red Sox season. In a pre-game ceremony, each of the players in attendance threw out the first pitch of the season.
- April 2 The Patriots were invited to the White House and were congratulated on their victory in Super Bowl XXXVI by the President of the United States, George W. Bush.



Robert Kraft, Bill Belichick and the entire Patriots team were congratulated for their victory in Super Bowl XXXVI by President George W. Bush at the White House on April 2, 2002.

2002 (Cont.)

- April 10 The Patriots traveled to New Hampshire and Vermont as part of their Super Bowl Trophy Tour and took part in rallies in both states to celebrate their victory in Super Bowl XXXVI.
- April 17 The Patriots continued their Super Bowl Trophy Tour with a trip to Maine.
- May 6 The Patriots moved into their new offices and facilities at their new stadium.
- May 9 The New England Revolution soccer team participated in the first practice held at the new stadium.
- May 11 The Revolution played in the first game at the new stadium. In the stadium's "soft opening," the lower seating bowl and concourse are opened to the public for the first time.
- June 1 Demolition of Foxboro Stadium is completed.
- June 4 The Patriots traveled to Connecticut as part of their Super Bowl Trophy Tour to thank their fans for their support.
- June 6 The Patriots open a three-day minicamp, the first time the entire team worked together at the new stadium.
- June 9 Robert Kraft hosted the Patriots Super Bowl ring ceremony at the Boston Harbor Hotel.

HISTORICAL TIMELINE: 2002-04

2002 (Cont.)

- Aug. 5 Patriots signed a 15-year agreement with the Gillette Company for exclusive naming rights to Gillette Stadium.
- Aug. 17 Patriots host first football game at Gillette Stadium, a 16-15 preseason victory over the Philadelphia Eagles.
- Sept. 9 Patriots host the grand opening of Gillette Stadium against the Pittsburgh Steelers on Monday Night Football. The Patriots defeated the Steelers 30-14.



The Patriots celebrated the grand opening of Gillette Stadium with a 30-14 victory over the Pittsburgh Steelers on Sept. 9, 2002.

2002 (Cont.)

- Sept. 22 Troy Brown established a single-game franchise record with 16 catches vs. Kansas City.
- Dec. 8 The Patriots extended their radio agreement with WBCN
- Dec. 16 Robert and Jonathan Kraft named 2002 Sports Industrialists of the Year by *The Sports Business Daily*.

2003

- Aug. 27 Robert Kraft presents offensive lineman Joe Andruzzi with the first annual New England Patriots Ron Burton Community Service Award. The award is presented in honor of Burton, the first draft choice in team history and a dedicated member of the New England community.
- Dec. 7 The Patriots defeated the Miami Dolphins, 12-0, in snowy Foxborough to claim the seventh division title in franchise history.
- Dec. 27 New England closed out the best regular season in franchise history with a 31-0 shutout over the Buffalo Bills to finish the season with a 14-2 record, the best mark in the NFL.

2004

- Jan. 10 In the coldest game in team history (four degrees), the Patriots beat Tennessee 17-14 in the divisional playoffs at Gillette Stadium.
- Jan. 18 New England hosted the AFC Championship Game for the second time in club history and advanced to the fourth Super Bowl in team annals with a 24-14 win over the Indianapolis Colts.



The Patriots won their second championship in a three-year span in a 32-29 victory over the Carolina Panthers in Super Bowl XXXVIII on Feb. 1, 2004.

2004 (Cont.)

- Jan. 21 Robert K. Kraft celebrated the 10th anniversary of his purchase of the franchise.
- Feb. 1 The Patriots won the Super Bowl for the second time in three seasons with a thrilling 32-29 victory over Carolina in Super Bowl XXXVIII at Reliant Stadium in Houston.
- Feb. 3 More than 1.5 million Patriots fans jammed the streets of Boston for a victory parade that ends with a rally at City Hall Plaza.
- March 21 The Patriots brought the Lombardi Trophy to Manchester, N.H., to celebrate their Super Bowl XXXVIII victory with the fans of New Hampshire.
- April 7 The Patriots brought the Lombardi Trophy to a victory parade in Portland, Maine.
- April 9 Robert Kraft threw out the first pitch at the Boston Red Sox' 2003 Opening Day ceremonies at Fenway Park.
- April 22 The Patriots released the DVD "3 Games to Glory II," at a premiere event in Randolph, Mass. The two-disc set contains nearly five hours of features chronicling and commemorating the Patriots' record-setting 2003 season.
- May 8 The Patriots brought the Lombardi Trophy to Water Fire in Providence, R.I. to share their Super Bowl victory with the fans of Rhode Island.
- May 10 The Patriots visited the White House, where they were honored by President George W. Bush.
- June 13 Robert Kraft presented the Patriots with Super Bowl XXXVIII rings in a ceremony at his home.
- Sept. 9 The Patriots opened the NFL's 2004 regular season with a 27-24 victory over Indianapolis in a Thursday prime-time matchup at Gillette Stadium. Robert Kraft unveiled the team's second Super Bowl Championship Banner as part of a star-studded pregame ceremony that included musical performances from Elton John, Toby Keith, Destiny's Child and Lenny Kravitz.

HISTORICAL TIMELINE: 2004-07

2004 (Cont.)

- Oct. 10 New England set the all-time pro football record with its 19th consecutive victory, a 24-10 win over the Miami Dolphins at Gillette Stadium. The winning streak eventually extended to 21 games.
- Dec. 12 The Patriots clinched their eighth AFC East crown following a 35-28 win over Cincinnati in Foxborough.

2005

- Jan. 16 New England advanced to the AFC Championship Game with a 20-3 victory over Indianapolis amid snowy conditions at Gillette Stadium. The Patriots held the highest-scoring offense in the NFL to just a field goal.
- Jan. 23 The Patriots won their fifth AFC Championship with a 41-27 victory over the Pittsburgh Steelers at Heinz Field, setting a franchise playoff record for points against the NFL's top defense.




The Patriots defeated the Philadelphia Eagles in Super Bowl XXXIX on Feb. 6, 2005. New England became just the second team in NFL history to win three Super Bowls in a four-year span.

2005 (Cont.)

- Feb. 6 The Patriots outlasted the Philadelphia Eagles in Super Bowl XXXIX, posting a 24-21 win for their third championship. The Patriots became just the second franchise in NFL history to win three out of four Super Bowls.
- Feb. 8 More than a million fans line the streets of Boston as the Patriots take part in a rolling rally through the city.
- March 20 The Patriots brought the Lombardi Trophy to Manchester, N.H., to celebrate with the fans of New Hampshire.
- April 8 The Patriots brought the Lombardi Trophy to a victory parade in Portland, Maine.
- April 13 The Patriots returned to the White House to be honored as champions by President Bush.
- April 21 The commemorative DVD "3 Games to Glory III" was released at a premiere event in Randolph, Mass.
- June 12 Robert Kraft presented the Patriots with Super Bowl XXXIX rings in a ceremony at his home.
- Sept. 8 The Patriots raised their third Super Bowl banner prior to a 30-20 victory over the Oakland Raiders in the 2005 regular-season opener.
- Sept. 19 Forbes Magazine names the Patriots "The Best Team in Sports" and Robert Kraft appears on the cover of the issue.

2005 (Cont.)

- Dec. 4 On a snowy day, the Patriots defeat the New York Jets 16-3 to improve to 9-0 all-time in snow games in Foxborough.
- Dec. 12 Quarterback Tom Brady is named *Sports Illustrated's* Sportsman of the Year.



Tom Brady was named *Sports Illustrated's* 2005 Sportsman of the Year.

2005 (Cont.)

- Dec. 17 The Patriots clinch their third straight AFC East title with a 28-0 victory over Tampa Bay in Foxborough. The title marked New England's fourth division championship in a five-year span.

2006

- Jan. 1 The Patriots celebrate the 25th anniversary of the 1985 AFC Championship team by honoring 50 former players and coaches at halftime of the 2005 regular-season finale at Gillette Stadium.
- Jan. 7 The Patriots defeat the Jacksonville Jaguars, 28-3 in a wild card playoff game. The victory was New England's 10th consecutive playoff win, setting an all-time NFL record.
- Nov. 5 Troy Brown grabs his 535th career reception, in a game against the Indianapolis Colts, passing Stanley Morgan (534 receptions) to become the Patriots' all-time receptions leader.
- Dec. 24 The Patriots capture their fourth consecutive AFC East title with a 24-21 victory over the Jacksonville Jaguars. Their four straight titles ties the AFC East division record.

2007

- Jan. 7 New England defeats the N.Y. Jets 37-16 in a first-round playoff game at Gillette Stadium. The Patriots streak of four straight seasons with a playoff victory tied the fifth longest such streak in NFL history.

HISTORICAL TIMELINE: 2007-08

2007 (Cont.)

- Jan. 14 The Patriots advance to their third AFC Championship Game in four seasons with a 24-21 road win against the top-seeded San Diego Chargers.
- May 20 The Kraft Group makes public its plans for Patriot Place, a super-regional shopping and entertainment destination on the grounds of Gillette Stadium. The development will include a mix of more than 70 retail and entertainment options for visitors.
- May 20 The Kraft Group unveils its vision for The Hall at Patriot Place, a football-themed museum to be located within the larger Patriot Place development and slated to open in Fall 2008. The Hall will honor Patriots greats and will give fans an opportunity to celebrate the team's championship tradition through a cutting-edge multimedia experience.
- Aug. 27 Stanley Morgan is enshrined in the Patriots Hall of Fame in an induction ceremony at the Patriots Kickoff Gala at Gillette Stadium.
- Sept. 6 Robert Kraft is ranked as the top NFL owner on Sports Business Journal's list of the 20 most influential people in the NFL.



Randy Moss set an NFL record with his 23rd touchdown catch of the season on Dec. 29, 2007 in a game against the New York Giants.

2007 (Cont.)

- Sept. 9 Ellis Hobbs returns a kickoff 108 yards for a touchdown in the Patriots' season opener, setting an NFL record for the longest kickoff return in league history.
- Oct. 21 Tom Brady throws a franchise-record six touchdown passes in a 49-28 win over the Dolphins. His 158.3 passer rating in the game is the first perfect rating in Patriots history.

2007 (Cont.)

- Nov. 4 Tom Brady throws his 33rd touchdown pass of the season, setting a franchise record in a 24-20 victory over Indianapolis Colts. The game between the 7-0 Patriots and the 8-0 Colts was the latest matchup of undefeated teams in NFL history.
- Nov. 14 Bass Pro Shops holds its grand opening at Patriot Place.
- Nov. 18 The Patriots tie a franchise record for points in a 56-10 win at Buffalo. Randy Moss sets a team record with four touchdown catches.
- Nov. 19 A topping off ceremony is held for The Hall at Patriot Place.
- Dec. 3 The largest audience in cable television history (17.5 million) watches the Patriots' thrilling last-minute 27-24 victory over Baltimore on *Monday Night Football*.
- Dec. 9 The Kraft Group and CBS Corp. announce plans to launch The CBS Scene Restaurant and Bar, a 15,000 sq. ft. state-of-the-art entertainment and sports venue at Patriot Place.
- Dec. 29 The Patriots defeat the New York Giants, 38-35, to complete the first 16-0 regular season in NFL history. Tom Brady sets a new NFL record with his 50th touchdown pass and Randy Moss sets a league mark with his 23rd touchdown reception. The Patriots finish the season with a league-record 589 points and 75 touchdowns.

2008

- Jan. 5 Tom Brady is named the NFL's Most Valuable Player by the Associated Press.
- Jan. 20 The Patriots win their sixth AFC Championship with a 20-12 victory over San Diego at Gillette Stadium, advancing to Super Bowl XLII with an unprecedented 18-0 record.
- Jan. 27 More than 15,000 fans and Massachusetts Governor Deval Patrick participate in a snowy send-off rally at Gillette Stadium as the Patriots depart for Arizona and Super Bowl XLII.



ARIZONA 02.03.08

The Patriots reached the Super Bowl for the fourth time in eight years with their appearance in Super Bowl XLII in Glendale, Arizona on Feb. 3, 2008.

HISTORICAL TIMELINE: 2008-09

2008 (Cont.)

- Feb. 2 Andre Tippett is elected to the Pro Football Hall of Fame, becoming the second player to earn the honor after playing his entire career as a Patriot.
- Feb. 3 The Patriots fall to the New York Giants, 17-14, in Super Bowl XLII. The Patriots take a 14-10 lead with 2:42 remaining, but a Giants touchdown with 0:35 left clinches the game.
- Mar. 11 The Hall at Patriot Place launches the website newenglandfootball.com, an initiative to promote high school football in New England.
- July 7 Ben Coates is elected to the Patriots Hall of Fame in voting by fans on Patriots.com.



Patriots Hall of Famers (from left) Ben Coates, Stanley Morgan, Steve Grogan, Mike Haynes, Andre Tippett, Nick Buoniconti, Steve Nelson, John Hannah and Vito "Babe" Parilli were honored at halftime of a Sept. 21, 2008 game at Gillette Stadium as part of the Inaugural Induction Weekend at The Hall at Patriot Place presented by Raytheon.

2008 (Cont.)

- Aug. 2 Andre Tippett is inducted into the Pro Football Hall of Fame in Canton, Ohio. He is presented by Patriots Chairman and CEO Robert Kraft, and joins John Hannah as the only career Patriots in the Pro Football Hall of Fame.

2008 (Cont.)

- Sept. 6 The Kraft Group and CBS open CBS Scene Restaurant & Bar, a three-story, 15,000-square-foot, one-of-a-kind entertainment and dining destination at Patriot Place, with a star-studded red carpet event.
- Sept. 18 A ribbon-cutting ceremony is held at The Hall at Patriot Place presented by Raytheon, unveiling a first-of-its-kind experience that showcases the history of the New England Patriots, provides a permanent home for the franchise's Hall of Fame and promotes math and sciences education through football.
- Sept. 20 In a ceremony attended by thousands of Patriots fans outside The Hall at Patriot Place, 12 members of the Patriots Hall of Fame were re-inducted and Ben Coates was inducted as the 13th member.
- Sept. 22 The Hall at Patriot Place presented by Raytheon opens to the public.
- Sept. 25 Wide Receiver Troy Brown announces his retirement from football. His significant contributions in all three phases of the game – offense, defense and special teams – made him one of the most beloved players in the history of the Patriots franchise.
- Oct. 20 Andre Tippett, a member of the Pro Football Hall of Fame Class of 2008, is honored at Andre Tippett Night at Gillette Stadium.

2009

- Jan. 22 The Patriots unveil their 50th Season Logo, which will brand all of the team's activities in 2009.
- March 24 On the occasion of the team's 50th season, Patriots Chairman and CEO Robert Kraft inducts William H. "Billy" Sullivan, the team's founder, into the Patriots Hall of Fame as the first contributor to be enshrined.
- June 10 Jim Nance is elected to the Patriots Hall of Fame in voting by fans on Patriots.com.

RON BURTON COMMUNITY SERVICE AWARD

In 2003, Patriots owner Robert Kraft established the annual New England Patriots Ron Burton Community Service Award. The honor recognizes the Patriots player who most embodies the qualities of Burton, who was the first player drafted by the team in 1960 and was known for his commitment to the community and helping others. The award is given annually at the New England Patriots Charitable Foundation Kickoff Gala, and the recipient is honored on a permanent trophy that resides in the Patriots locker room.

RON BURTON AWARD WINNERS



2003	Joe Andruzzi
2004	Troy Brown
2005	Matt Light
2006	Jarvis Green
2007	Ty Warren
2008	Larry Izzo

PATRIOTS HOME FIELDS

Regular Season Records Only



Foxboro Stadium also known as **Schaefer Stadium** (1971-82)
and **Sullivan Stadium** (1983-89)



Year	Home Field	Home Record	Overall Record
1960	Boston University Field	3-4-0	5-9-0
1961	Boston University Field	4-2-1	9-4-1
1962	Harvard Stadium	1-0-0	
	Boston University Field	5-1-0	9-4-1
1963	B.C. Alumni Stadium	1-0-0	
	Fenway Park	4-1-1	7-6-1
1964	Fenway Park	4-2-1	10-3-1
1965	Fenway Park	1-4-2	4-8-2
1966	Fenway Park	4-1-1	8-4-2
1967	San Diego Stadium	0-0-1	
	B.C. Alumni Stadium	1-0-0	
	Fenway Park	1-4-0	3-10-1
1968	Legion Field, Birmingham	0-1-0	
	Fenway Park	2-4-0	4-10-0
1969	B.C. Alumni Stadium	2-5-0	4-10-0
1970	Harvard Stadium	1-6-0	2-12-0
1971	Schaefer Stadium	5-2-0	6-8-0
1972	Schaefer Stadium	2-5-0	3-11-0
1973	Schaefer Stadium	3-4-0	5-9-0
1974	Schaefer Stadium	3-4-0	7-7-0
1975	Schaefer Stadium	2-5-0	3-11-0
1976	Schaefer Stadium	6-1-0	11-3-0
1977	Schaefer Stadium	6-1-0	9-5-0
1978	Schaefer Stadium	5-3-0	11-5-0
1979	Schaefer Stadium	6-2-0	9-7-0
1980	Schaefer Stadium	6-2-0	10-6-0
1981	Schaefer Stadium	2-6-0	2-14-0
1982	Schaefer Stadium	3-1-0	5-4-0
1983	Sullivan Stadium	5-3-0	8-8-0
1984	Sullivan Stadium	5-3-0	9-7-0
1985	Sullivan Stadium	7-1-0	11-5-0
1986	Sullivan Stadium	4-4-0	11-5-0
1987	Sullivan Stadium	5-3-0	8-7-0
1988	Sullivan Stadium	7-1-0	9-7-0
1989	Sullivan Stadium	3-5-0	5-11-0
1990	Foxboro Stadium	0-8-0	1-15-0
1991	Foxboro Stadium	4-4-0	6-10-0
1992	Foxboro Stadium	1-7-0	2-14-0
1993	Foxboro Stadium	3-5-0	5-11-0
1994	Foxboro Stadium	5-3-0	10-6-0
1995	Foxboro Stadium	3-5-0	6-10-0
1996	Foxboro Stadium	6-2-0	11-5-0
1997	Foxboro Stadium	6-2-0	10-6-0
1998	Foxboro Stadium	6-2-0	9-7-0
1999	Foxboro Stadium	5-3-0	8-8-0
2000	Foxboro Stadium	3-5-0	5-11-0
2001	Foxboro Stadium	6-2-0	11-5-0
2002	Gillette Stadium	5-3-0	9-7-0
2003	Gillette Stadium	8-0-0	14-2-0
2004	Gillette Stadium	8-0-0	14-2-0
2005	Gillette Stadium	5-3-0	10-6-0
2006	Gillette Stadium	5-3-0	12-4-0
2007	Gillette Stadium	8-0-0	16-0-0
2008	Gillette Stadium	5-3-0	11-5-0
TOTALS		211-151-7	377-354-9

PATRIOTS ALL-TIME ROSTER

Editor's Note: This list includes all players who have participated in at least one game for the Patriots or have accrued at least one season of veteran status with the team.

(*Notes incomplete information for games started.)

- A -

Name	Pos.	#	College	Years	GP	GS
Abdullah, Rabi	RB	27	Lehigh.....	2004.....	9.....	0
Abrams, Bobby	LB	50	Michigan.....	1995.....	9.....	1
Acks, Ron	LB	51	Illinois.....	1972-73.....	28.....	27
Adams, Bob	TE	80	Pacific.....	1973-74.....	24.....	12
Adams, George	RB	33	Kentucky.....	1990-91.....	18.....	8
Adams, Julius	DE	69/85	Texas Southern.....	1971-85,87.....	206.....	90
Adams, Sam	OG	61	Prairie View.....	1972-80.....	119.....	90
Addison, Tom	LB	53	South Carolina.....	1960-67.....	14.....	11*
Agnew, Ray	DE	92	North Carolina State.....	1990-94.....	66.....	37
Aiken, Sam	WR	88	North Carolina.....	2008.....	14.....	2
Akbar, Hakim	S	29	Washington.....	2001.....	6.....	0
Akins, Chris	S	34	Arkansas-Pine Bluff.....	2003.....	12.....	0
Alexander, Eric	LB	49/52	Louisiana State.....	2004-08.....	31.....	0
Alexander, Rogers	LB	91	Penn State.....	1987.....	3.....	2
Allard, Don	QB	12	Boston College.....	1962.....	4.....	NA
Allen, Marvin	RB	39	Tulane.....	1988-91.....	37.....	3
Allen, Terry	RB	22	Clemson.....	1999.....	16.....	13
Andrews, Willie	DB	23	Baylor.....	2006-07.....	30.....	0
Andersen, Jason	C	67	BYU.....	1998-2000.....	18.....	0
Anderson, Bob	RB	33	Colorado.....	1975.....	5.....	0
Anderson, Darren	CB	25	Toledo.....	1992.....	1.....	0
Anderson, Ralph	S	49	West Texas State.....	1973.....	13.....	11
Andruzzi, Joe	G	63	Southern Connecticut State.....	2000-04.....	72.....	72
Antrun, Glenn	WR	48	Connecticut.....	1989.....	1.....	0
Antwine, Houston	DT	65	Southern Illinois.....	1961-71.....	142.....	58
Armstrong, Bruce	OT	78	Louisville.....	1987-2000.....	212.....	212
Arthur, Mike	C	65	Texas A&M.....	1993-94.....	44.....	38
Ashton, Josh	RB	31	Tulsa.....	1972-74.....	38.....	20
Ashworth, Tom	OT	68	Colorado.....	2002-05.....	37.....	30
Atchason, Jack	OE	85	Western Illinois.....	1960.....	1.....	NA
Atessis, Bill	DE	73	Texas.....	1971.....	5.....	0
Atkinson, Ricky	DB	22/37	S. Connecticut State.....	1987.....	1.....	0
Avezzano, Joe	OC	50	Florida State.....	1966.....	3.....	NA
Ayi, Kole	LB	99	Massachusetts.....	2001.....	1.....	0

- B -

Baab, Mike	C	68	Texas.....	1988-89.....	31.....	28
Bahr, Matt	K	3	Penn State.....	1993-95.....	32.....	0
Bailey, Bill	RB	37	Cincinnati.....	1969.....	2.....	0
Bailey, Rodney	DL	96	Ohio State.....	2004.....	0.....	0
Bain, Bill	OT	62	Southern Cal.....	1986.....	3.....	0
Baker, Melvin	WR	83	Texas Southern.....	1975.....	1.....	0
Baker, Rashad	S	32	Tennessee.....	2006-07.....	13.....	0
Baldinger, Rich	OL	74	Wake Forest.....	1993.....	15.....	15
Ballou, Mike	LB	51	UCLA.....	1970.....	14.....	4
Banks, Willie	G	78	Alcorn A&M.....	1973.....	13.....	1
Banta-Cain, Tully	LB	48/95	California.....	2003-06.....	54.....	5
Barber, Kantroy	FB	46	West Virginia.....	1996.....	0.....	0
Barker, Jay	QB	7	Alabama.....	1995.....	0.....	0
Barnard, Brooks	P	8	Maryland.....	2003.....	1.....	0
Barnes, Bruce	P	3	UCLA.....	1973-74.....	23.....	0
Barnes, Pete	LB	59	Southern University.....	1976-77.....	25.....	18
Barnes, Rodrigo	LB	59	Rice.....	1974-75.....	6.....	0
Barnett, Harlon	S	42	Michigan State.....	1993-94.....	30.....	28
Barnett, Troy	DE	98	North Carolina.....	1994-95.....	31.....	15
Bartrum, Mike	TE	86	Marshall.....	1996-99.....	57.....	0
Baty, Greg	TE	48/85	Stanford.....	1986-87.....	21.....	7
Baumann, Charlie	K	8	West Virginia.....	1991-92.....	25.....	0
Bavao, David	LB	52	Syracuse.....	1993-94.....	21.....	5
Baxter, Fred	TE	49/84	Auburn.....	2002-03.....	13.....	0
Beach, Walter	DB	26/41	Central Michigan.....	1960-61.....	18.....	NA
Beadles, Terrance	G	75	Arkansas Pine Bluff.....	2000.....	0.....	0
Beaudoin, Doug	S	27	Minnesota.....	1976-79.....	35.....	20
Beer, Tom	TE	82	Houston.....	1970-72.....	42.....	12
Beisel, Monty	LB	52	Kansas State.....	2005.....	15.....	6
Bell, Bill	K	8	Kansas.....	1973.....	3.....	0
Bellino, Joe	RB	27	Navy.....	1965-67.....	35.....	1*
Bennett, Phil	LB	52	Miami.....	1960.....	2.....	NA
Benson, Mike	WR	86	S. Connecticut State.....	1987.....	0.....	0
Benson, Thomas	LB	53	Oklahoma.....	1988.....	12.....	0
Benzinger, John	OL	67	Massachusetts.....	1987.....	1.....	0
Berger, Ron	DE	88	Wayne State.....	1969-72.....	42.....	23

PATRIOTS ALL-TIME ROSTER

Name	Pos.	#	College	Years	GP	GS
Beverly, Randy	DB	27	Colorado State	1970-71	20	3
Bianchini, Frank	RB	30	Hofstra	1987	1	0
Billups, Terry	CB	23	North Carolina	1999	2	1
Biscaha, Joe	OE	34	Richmond	1960	1	NA
Bishop, Michael	QB	7	Kansas State	1999-2000	8	0
Bishop, Richard	NT	64	Louisville	1976-81	85	51
Bjornson, Eric	TE	86	Washington	2000	8	6
Black, Mel	LB	51/94	Eastern Illinois	1986-87	6	2
Blackmon, Don	LB	55	Tulsa	1981-87	89	72
Blahak, Joe	CB	21	Nebraska	1976	2	0
Blanchard, Dick	LB	49	Tulsa	1972	14	1
Blanks, Sid	RB	22	Texas A&I	1969-70	28	0
Bledsoe, Drew	QB	11	Washington State	1993-2001	124	123
Bleier, Bob	QB	10	Richmond	1987	3	2
Bolton, Ron	DB	27	Norfolk State	1972-75	55	46
Boudreaux, Jim	DE	64	Louisiana Tech	1966-68	12	0*
Bowden, Andre	LB	51	Fayetteville State	1995	0	0
Bowman, Jim	S	28	Central Michigan	1985-89	73	12
Boyd, Greg	S	29	Arizona	1973	2	0
Boyd, Greg	DE	65	San Diego State	1977-78	23	0
Bradshaw, Morris	WR	88	Ohio State	1982	8	5
Brady, Kyle	TE	88	Penn State	2007	14	9
Brady, Tom	QB	12	Michigan	2000-08	113	111
Bramlett, John	LB	57	Memphis State	1969-70	24	23
Branch, Deion	WR	83	Louisville	2002-05	53	42
Brigance, O.J.	LB	59	Rice	2002	1	0
Brisby, Vincent	WR	82	NE Louisiana	1993-99	83	46
Briscoe, Marlin	WR	88	Nebraska-Omaha	1976	14	5
Britt, Wesley	T	65	Alabama	2006-08	16	2
Brock, Pete	C	58	Colorado	1976-87	154	88
Brown, Barry	TE-LB	66	Florida	1969-70	21	13
Brown, Bill E.	LB	54	Syracuse	1960	14	NA
Brown, Chad	LB	98	Colorado	2005, 2007	17	5
Brown, Corwin	S	30	Michigan	1993-95	61	14
Brown, Kareem	DL	95	Miami (Fla.)	2007	0	0
Brown, Monty	LB	93	Ferris State	1996	11	7
Brown, Preston	WR	81	Vanderbilt	1980-82	14	4
Brown, Roger	S	47	Virginia Tech	1992	16	2
Brown, Sidney	CB	21	Oklahoma	1978	16	0
Brown, Troy	WR	80/86	Marshall	1993-2007	192	70
Brown, Vincent	LB	59	Mississippi Valley St.	1988-95	123	103
Brown, Wilbert	G	60	Houston	2003	2	0
Browning, Dave	DE	74	Washington	1983	12	0
Brune, Fred	DB	33	Ohio State	1960-62	28	NA
Bruschi, Teddy	LB	54	Arizona	1996-2008	189	139
Bryant, Hubie	WR	84	Minnesota	1971-72	12	2
Buben, Mark	DL	63	Tufts	1979, 1981	32	4
Buckley, Terrell	CB	27/22	Florida State	2001-02	31	3
Bugenhagen, Gary	OT-G	67	Syracuse	1969-70	10	6
Buoniconti, Nick	LB	85	Notre Dame	1962-68	91	20*
Burke, John	TE	85	Virginia Tech	1994-96	43	12
Burks, Steve	WR	82	Arkansas State	1975-77	34	1
Burton, Ron	RB	22	Northwestern	1960-65	69	NA
Butts, Marion	RB	44	Florida State	1994	16	15
Byars, Keith	FB	41	Ohio State	1996-97	26	14
Byrd, Dennis	DT	78	North Carolina State	1968	14	14

- C -

Cade, Eddie	S	41	Arizona State	1995	10	0
Cagle, John	DT-LB-G	62	Clemson	1969	6	1
Calabria, Steve	QB	18	Colgate	1987	1	0
Caldwell, Reche	WR	87	Florida	2006	16	14
Calhoun, Don	RB	44	Kansas State	1975-81	94	49
Calloway, Chris	WR	82	Michigan	2000	7	2
Camarillo, Rich	P	3	Washington	1981-87	85	0
Canale, Justin	OG	63	Mississippi State	1965-68	56	14
Canale, Whit	DE	67	Tennessee	1968	13	0
Canty, Chris	CB	26	Kansas State	1997-98	32	10
Cappadona, Bob	RB	33	Northeastern	1966-67	27	3
Cappelletti, Gino	WR-K-DB	20	Minnesota	1960-70	152	17
Carey, Brian	WR	81	American International	1987	2	0
Carlson, Jeff	QB	17	Weber State	1992	3	2
Carpenter, Rob	WR	81	Syracuse	1991	8	1
Carter, Allen	RB	21	Southern Cal.	1975-76	15	0
Carter, Chris	FS	42	Texas	1997-99	47	15
Carter Kent	LB	51	Southern Cal.	1974	2	0
Carter, Tony	FB	30	Minnesota	1998-2000	43	27
Carthen, Jason	LB	99	Ohio	1993-94	5	0

PATRIOTS ALL-TIME ROSTER

Name	Pos.	#	College	Years	GP	GS
Carwell, Larry	DB	41	Iowa State.....	1969-72.....	51	38
Cash, Rick	DT	63	N.E. Missouri.....	1972-73.....	28	27
Cassel, Matt	QB	16	Southern Cal.....	2005-08.....	30	15
Catanho, Alcides	LB	54	Rutgers.....	1995.....	12	0
Cavanaugh, Matt	QB	12	Pittsburgh.....	1978-82.....	52	15
Caveness, Ron	LB		Arkansas.....	1968-69.....	NA	NA
Centers, Larry	FB	31	Stephen F. Austin.....	2003.....	9	3
Chandler, Al	TE	57/82	Oklahoma.....	1976-79.....	39	6
Chandler, Edgar	LB	50	Georgia.....	1973.....	12	11
Chapple, Dave	P	10	UC-Santa Barbara.....	1974.....	5	0
Charles, John	DB	25	Purdue.....	1967-69.....	39	37
Chatham, Matt	LB	58	South Dakota.....	2000-05.....	66	4
Cherry, Je'Rod	S	30	California.....	2001-04.....	55	0
Cherry, J'Juan	CB	32	Arizona State.....	1999.....	0	0
Cheyunski, Jim	LB	50	Syracuse.....	1968-72.....	66	55
Childress, Bam	WR	13	Ohio State.....	2005-06.....	3	0
Childress, Fred	OG	61	Arkansas.....	1991.....	15	1
Chilton, Gene	C	63	Texas.....	1990-92.....	36	35
Christy, Richard	RB	23	North Carolina.....	1960.....	13	NA
Chung, Eugene	OL	69	Virginia Tech.....	1992-94.....	34	30
Cindrich, Ralph	LB	55	Pittsburgh.....	1972.....	12	3
Claridge, Ryan	LB	47	UNLV.....	2005.....	0	0
Clark, Allan	RB	35	Northern Arizona.....	1979-80.....	27	0
Clark, Gail	LB	54	Michigan State.....	1974.....	8	0
Clark, Phil	DB	22	Northwestern.....	1971.....	2	0
Clark, Rico	CB	39	Louisville.....	1999.....	1	0
Clark, Steve	DE	65	Kansas State.....	1981.....	7	0
Clayborn, Raymond	CB	26	Texas.....	1977-89.....	191	165
Clay, Willie	FS	32	Georgia Tech.....	1996-98.....	48	48
Clayton, Stan	OT	76	Penn State.....	1990.....	11	3
Cleeland, Cameron	TE	85	Washington.....	2002.....	12	1
Cloud, Michael	RB	21	Boston College.....	2003, 2005.....	11	1
Cloutier, Dave	DB	28	Maine.....	1964.....	12	NA
Coates, Ben	TE	87	Livingstone.....	1991-99.....	142	105
Cobbs, Cedric	RB	34	Arkansas.....	2004.....	4	0
Cobbs, Duffy	DB	43	Penn State.....	1987.....	3	0
Coffey, Wayne	WR	83	SW Texas State.....	1987.....	3	2
Cohen, Abe	OG	62	Tennessee-Chattanooga.....	1960.....	14	NA
Colclough, Jim	WR	81	Boston College.....	1960-68.....	124	6
Coleman, Dennis	LB	53	Mississippi.....	1971.....	8	0
Coleman, Eric	DB	22	Wyoming.....	1989.....	8	0
Coleman, Fred	WR	84	Washington.....	2001-02.....	9	0
Coleman, Pat	WR	47	Mississippi.....	1990.....	1	0
Collins, Todd	LB	54/59	Carson-Newman.....	1992-94, 96-98.....	76	53
Collins, Tony	RB	33	East Carolina.....	1981-87.....	102	83
Collons, Ferric	DE	92	California.....	1995-99.....	64	27
Colon, Harry	S	40	Missouri.....	1991.....	16	14
Colton, George	OT	63	Maryland.....	1987.....	3	3
Colvin, Rosevelt	LB	59	Purdue.....	2003-08.....	65	42
Compton, Mike	C-G	77	West Virginia.....	2001-03.....	34	34
Condon, Tom	OG	63	Boston College.....	1985.....	1	0
Conn, Dick	S	22	Georgia.....	1975-79.....	45	1
Connolly, Dan	G	63	Southeast Missouri State.....	2008.....	1	0
Cook, Marv	TE	46/85	Iowa.....	1989-93.....	80	59
Cooks, Terrence	LB	58	Nicholls State.....	1989.....	3	0
Corbett, Steve	OG	62	Boston College.....	1975.....	14	0
Corcoran, Jim	QB	15	Maryland.....	1968.....	2	0
Corsetti, Rico	LB	93	Bates.....	1987.....	2	0
Costick, Ray	LB	55	Mississippi State.....	1977-79.....	46	7
Cottrell, Dana	LB	45	Syracuse.....	1998.....	2	0
Cowan, Larry	RB	44	Jackson State.....	1982.....	6	0
Cox, Bryan	LB	51	Western Illinois.....	2001.....	11	7
Crable, Shawn	LB	98	Michigan.....	2008.....	0	0
Crabtree, Eric	WR	10	Pittsburgh.....	1971.....	6	4
Crawford, Elbert	OL	65	Arkansas.....	1990-91.....	30	16
Crawford, Jim	RB	30	Wyoming.....	1960-64.....	54	NA
Crawford, Vernon	LB	99	Florida State.....	1997-99.....	41	1
Creswell, Smiley	DE	92	Michigan State.....	1985.....	0	0
Crittenden, Ray	WR	81	Virginia Tech.....	1993-94.....	32	4
Croom, Corey	RB	26	Ball State.....	1993-95.....	43	2
Cross, Bob	OT	77	Kilgore C.C.....	1960.....	4	NA
Crouthamel, Jake	RB	34	Dartmouth.....	1960.....	2	NA
Crow, Albert	DT	72	William & Mary.....	1960.....	3	NA
Crump, George	DE	91	East Carolina.....	1982-83.....	9	0
Crump, Harry	RB	31	Boston College.....	1963.....	14	NA
Cryder, Bob	OG	75	Alabama.....	1978-83.....	75	36
Cudzik, Walt	OC	54	Purdue.....	1960-63.....	56	NA
Cullors, Derrick	RB	29	Murray State (Ky).....	1997-99.....	31	1

PATRIOTS ALL-TIME ROSTER

Name	Pos.	#	College	Years	GP	GS
Cunningham, Jay	DB	21	Bowling Green	1965-67	40	1*
Cunningham, Sam	RB	39	Southern Cal	1973-79,81-82	107	94
Currier, Bill	DB	28	South Carolina	1980	16	0
Cusick, Pete	NT	76	Ohio State	1975	13	0

- D -

Dalton, Antico	LB	93	Hampton	2000	3	0
Damkroger, Maury	LB	51	Nebraska	1974	11	0
Danenhauer, Bill	DE	77	Emporia	1960	3	NA
Davey, Rohan	QB	6	Louisiana State	2002-04	7	0
Davis, Adam	G	61	Oklahoma State	2000	0	0
Davis, Andre'	WR	18	Virginia Tech	2005	9	4
Davis, Don	LB	51	Kansas	2003-06	59	2
Davis, Elgin	RB	40	Central Florida	1987-88	9	0
Davis, Greg	K	5	Citadel	1989	9	0
Davis, Jack	OG	65	Maryland	1960	14	NA
Davis, Shockmain	WR	84	Angelo State	2000	12	1
Dawson, Bill	TE-DE	83	Florida State	1965	9	NA
Dawson, Lin	TE	87	N.C. State	1981-90	105	75
Dee, Bob	DE	89	Holy Cross	1960-67	112	112
Dellenbach, Jeff	C	66	Wisconsin	1995	17	5
Delucca, Gerry	OT	74	Middle Tennessee State	1960-64	19	NA
DeOssie, Steve	LB	99	Boston College	1994-95	32	0
Denson, Damon	G	61	Michigan	1997-99	14	4
DeRiggi, Fed	DT	71	Syracuse	1990	2	0
DeVree, Tyson	TE	85	Colorado	2008	2	0
Dillon, Corey	RB	28	Washington	2004-06	43	37
Dimitroff, Tom	QB	15	Miami (Ohio)	1960	3	NA
Disenozo, Tony	OT	76	Michigan State	1960	5	NA
Doig, Steve	LB	59	New Hampshire	1986-87	6	0
Dombroski, Paul	DB	47	Linfield	1981-84	36	0
Donnalley, Kevin	DB	23	N. Dakota State	1981	1	0
Dorsey, Nate	DE	66	Mississippi Valley St.	1973	2	0
Douglas, David	G	67	Tennessee	1989-90	16	6
Dowling, Brian	QB	14	Yale	1972-73	25	0
Dressler, Doug	RB	44	Chico State	1975	5	0
Dukes, Mike	LB	54	Clemson	1964-65	25	NA
DuLac, Bill	OG	68	Eastern Michigan	1974-75	26	2
Dumler, Doug	OC	58	Nebraska	1973-75	42	3
Dupard, Reggie	RB	21	Southern Methodist	1986-89	37	7
Durko, Sandy	S	22	Southern Cal	1973-74	25	18
Dwight, Tim	WR	86	Iowa	2005	16	1
Dykes, Hart Lee	WR	88	Oklahoma State	1989-90	26	16

- E -

Eason, Tony	QB	11	Illinois	1983-89	72	49
Eaton, Chad	DT	90	Washington State	1996-2000	65	44
Eckel, Kyle	FB	38	Navy	2007	12	0
Edmonds, Randy	LB	51	Georgia Tech	1971	14	0
Edwards, Marc	FB	44	Notre Dame	2001-02	32	23
Edwards, Robert	RB	47	Georgia	1998-2000	16	15
Edwards, Tim	DE	98	Delta State	1992	14	1
Egu, Patrick	RB	33	Nevado-Reno	1989	7	0
Eisenhauer, Larry	DE	72	Boston College	1961-69	115	NA
Eitzmann, Chris	TE	86	Harvard	2000	5	1
Ellard, Henry	WR	17	Fresno State	1998	5	0
Elliott, Jamin	WR	10	Delaware	2003	1	0
Ellis, Ed	T	66	Buffalo	1997-1999	9	1
Ellison, Jerry	RB	35	Tennessee-Chattanooga	1999	12	0
Emanuel, Bert	WR	87	Rice	2001	2	1
Evans, Heath	FB	44	Auburn	2005-08	54	9

- F -

Fairchild, Paul	OG	66	Kansas	1984-90	84	38
Falcon, Terry	OG	68	Montana	1978-79	18	0
Farmer, Lonnie	LB	55	Tennessee-Chattanooga	1964-66	31	NA
Farrell, Sean	OG	62	Penn State	1987-90	43	43
Faulk, Kevin	RB	33	Louisiana State	1999-2008	137	35
Fauria, Christian	TE	88	Colorado	2002-05	64	46
Feacher, Ricky	WR	83	Mississippi Valley St.	1976	3	0
Feagles, Jeff	P	6	Miami (Fla.)	1988-89	32	0
Feehery, Gerry	G	63	Syracuse	1989	0	0
Feggins, Howard	CB	36	UNC-Charlotte	1989	11	0
Feldhausen, Paul	OT	66	Northland	1968-69	2	0
Felt, Dick	DB	24	Brigham Young	1962-66	52	NA
Ferguson, Vagas	RB	43	Notre Dame	1980-82	31	21
Flemister, Zeron	TE	46	Iowa	2004	0	0
Fletcher, Derrick	OL	64	Baylor	1999	2	2

PATRIOTS ALL-TIME ROSTER

Name	Pos.	#	College	Years	GP	GS
Flick, Tom	QB	10	Washington	1982	3	0
Floyd, Chris	FB	37	Michigan	1998-2000	40	2
Flutie, Doug	QB	2	Boston College	1987-89, 2005	22	13
Fontenot, Chris	TE	85	McNeese State	2000	0	0
Foreman, Chuck	RB	22	Miami (Fla.)	1980	16	0
Forte, Ike	RB	38	Arkansas	1976-77	23	1
Foster, Will	LB	55	Eastern Michigan	1973-74	21	1
Fox, Tim	S	48	Ohio State	1976-81	91	91
Frain, Todd	TE	44/85	Nebraska	1987	3	2
Francis, Russ	TE	81	Oregon	1975-80, 87-88	92	83
Franklin, Arnold	TE	87	North Carolina	1987	14	0
Franklin, Tony	K	1	Texas A&M	1984-87	62	0
Fraser, Jim	LB-P	51	Wisconsin	1966	14	NA
Frazier, Charley	WR	81	Texas Southern	1969-70	23	13
Freeman, Arturo	S	25	South Carolina	2005	2	1
Friesz, John	QB	17	Idaho	1999-2000	2	0
Frisch, David	TE	88	Colorado State	1995	2	0
Fryar, Irving	WR	80	Nebraska	1984-92	129	104
Fullington, Darrell	S	29	Miami (Fla.)	1991	5	0
Funchess, Tom	OT	73	Jackson State	1968-70	39	39
Fussell, Tom	DE	83	Louisiana State	1967	12	2

- G -

Gadbois, Dennis	WR	48/82	Boston University	1987-88	5	1
Gabriel, Doug	WR	85	Central Florida	2006	12	5
Gaffney, Jabar	WR	10	Florida	2006-08	43	20
Gaiter, Tony	WR	17	Miami	1997-98	1	0
Gallaher, Allen	OT	64	Southern Cal	1974	14	0
Gamble, R.C.	RB	13	South Carolina State	1968-69	27	14
Gambol, Chris	OL	74	Iowa	1990	16	15
Gannon, Chris	DE	91	SW Louisiana	1990-93	36	3
Garcia, Teddy	K	7	NE Louisiana	1988	16	0
Gardin, Ron	WR	37	Arizona	1971	8	0
Gardner, Barry	LB	47	Northwestern	2006	0	0
Garrett, Carl	RB	30	New Mexico Highlands	1969-72	51	42
Garrett, J.D.	RB	32	Grambling State	1964-67	40	0*
Garron, Larry	RB	40	Western Illinois	1960-68	99	12*
Gash, Sam	RB	33	Penn State	1992-97	88	36
Gay, Randall	CB	21	Louisiana State	2004-07	39	14
Geddes, Bob	LB	59	UCLA	1973-75	24	6
George, Tony	S	41	Florida	1999-2000	31	1
Germany, Willie	S	29	Morgan State	1976	10	0
Gibson, Ernest	CB	43	Furman	1984-88	67	14
Gillen, John	LB	54	Illinois	1983	8	0
Gipson, Paul	RB	46	Houston	1973	5	0
Gisler, Mike	G	67	Houston	1993-97	73	7
Givens, David	WR	87	Notre Dame	2002-05	53	27
Gladieux, Bob	RB	24	Notre Dame	1969-72	43	5
Glenn, Terry	WR	88	Ohio State	1996-2001	68	63
Glenn, Vencie	DB	25	Indiana State	1986	4	0
Goad, Tim	NT	72	North Carolina	1988-94	109	105
Gogolak, Charlie	K	7	Princeton	1970-72	26	0
Golden, Tim	LB	59	Florida	1982-84	40	1
Golic, Bob	LB	51	Notre Dame	1979-81	33	12
Gonzalez, Noe	RB	38	SW Texas State	1974	2	0
Gordon, Steve	OL	66	California	1992-93	0	0
Gordon, Tim	S	41	Tulsa	1991-92	21	15
Gorin, Brandon	T	76	Purdue	2003-05	32	18
Gostkowski, Stephen	K	3	Memphis	2006-08	48	0
Graff, Neil	QB	15	Wisconsin	1974-75	25	2
Graham, Art	WR	84	Boston College	1963-68	75	17*
Graham, Daniel	TE	82	Colorado	2002-06	63	49
Graham, Hason	WR	81	Georgia	1995-96	19	1
Graham, Milt	OT	70	Colgate	1961-63	28	NA
Granby, John	DB	25	Virginia Tech	1992	0	0
Grant, Rupert	FB	34	Howard	1995	7	1
Gravely, Maurice	FS	23	Concord College	1987	1	0
Graves, White	DB	44	Louisiana State	1965-67	40	0
Gray, Leon	OT	70	Jackson State	1973-78	78	77
Green, David	RB	38	Boston College	1995	2	0
Green, Jarvis	DE	97	Louisiana State	2002-08	108	34
Green, Jerry	RB	45	Georgia Tech	1960	2	NA
Green, Victor	S	27	Akron	2002	16	5
Green-Ellis, BenJarvus	RB	42	Mississippi	2008	9	3
Greene, Tom	QB	14	Holy Cross	1960	10	NA
Grier, Marrio	RB	35	Tennessee-Chattanooga	1996-97	32	0
Griffith, Richard	TE	88	Arizona	1993	3	0
Grimes, Reggie	DE	97	Alabama	2000	8	0

PATRIOTS ALL-TIME ROSTER

Name	Pos.	#	College	Years	GP	GS
Grogan, Steve	QB	14	Kansas State.....	1975-90.....	149	131
Gutierrez, Matt	QB	7	Idaho State.....	2007-08.....	5	0
Guyton, Gary	LB	58	Georgia Tech.....	2008.....	14	2
Guyton, Myron	SS	29	Eastern Kentucky.....	1994-95.....	30	30
Guzik, John	NT	97	Ohio.....	1987.....	3	2

- H -

Hagen, Halvor	G-DE	62	Weber State.....	1971-72.....	26	15
Haggerty, Mike	OT-DE	75	Miami (Ohio).....	1971.....	14	13
Haley, Darryl	OG	68	Utah.....	1982-84, 86.....	57	24
Hall, Ron	DB	23	Missouri Valley.....	1961-67.....	88	3
Hamilton, Bobby	DE	91	Southern Mississippi.....	2000-03.....	64	62
Hamilton, Ray	DE	71	Oklahoma.....	1973-81.....	132	117
Hammond, Kim	QB	15	Florida State.....	1969-70.....	4	0
Hannah, John	OG	73	Alabama.....	1973-85.....	183	183
Hanneman, Craig	DE	74	Oregon State.....	1974-75.....	20	3
Hansen, Brian	P	10	Sioux Falls.....	1990.....	16	0
Hansen, Bruce	RB	24	Brigham Young.....	1987.....	6	2
Hanson, Chris	P	6	Marshall.....	2007-08.....	32	0
Hare, Eddie	P	8	Tulsa.....	1979.....	16	0
Harlow, Pat	OT	77	Southern Cal.....	1991-95.....	74	64
Harris, Antwan	CB	23	Virginia.....	2000-03.....	52	2
Harris, Marshall	DE	78	Texas Christian.....	1983.....	6	2
Harris, Raymont	RB	29	Ohio State.....	2000.....	1	0
Harris, Rickie	DB	25	Arizona.....	1971-72.....	28	21
Harris, Ronnie	WR/PR/KR	84	Oregon.....	1993-94.....	6	0
Harrison, Rodney	S	37	Western Illinois.....	2003-08.....	63	62
Hartley, Ken	P	7	Catawba.....	1981.....	2	0
Harvey, Richard	LB	58	Tulane.....	1990.....	16	9
Hasselbeck, Don	TE	80	Colorado.....	1977-83.....	86	27
Hauck, Tim	FS	40	Montana.....	1990.....	10	0
Hauser, Art	DT	67	Xavier.....	1960.....	8	NA
Hawkins, Artrell	DB	25	Cincinnati.....	2005-06.....	19	16
Hawkins, Mike	OLB	59	Texas A&I.....	1978-81.....	59	45
Hawkins, Steve	WR	80	Western Michigan.....	1994.....	7	0
Hawthorne, Greg	WR/RB	27	Baylor.....	1984-86.....	43	11
Hayes, Chris	S	29	Washington State.....	2002.....	4	0
Hayes, Donald	WR	81	Wisconsin.....	2002.....	12	1
Hayman, Conway	OG	65	Delaware.....	1972.....	0	0
Haynes, Mike	CB	40	Arizona State.....	1976-82.....	90	86
Henderson, Jerome	CB	36	Clemson.....	1991-93, 1996.....	39	10
Hendley, David	DB	28	S. Connecticut State.....	1987.....	2	0
Henke, Karl	OT	80	Tulsa.....	1969.....	10	7
Hennessey, Tom	DB	30	Holy Cross.....	1965-66.....	28	NA
Henson, Luther	NT	70	Ohio State.....	1982-84.....	21	2
Herline, Alan	P	6	Vanderbilt.....	1987.....	3	0
Herock, Ken	LB	36	West Virginia.....	1969.....	6	0
Herron, Mack	RB	42	Kansas State.....	1973-75.....	35	20
Hill, Marquise	DL	91	Louisiana State.....	2004-06.....	13	0
Hinton, Eddie	WR	82	Oklahoma.....	1974.....	9	1
Hitchcock, Jimmy	CB	31	North Carolina.....	1995-97.....	37	20
Hobbs, Ellis	CB	27	Iowa State.....	2005-08.....	63	49
Hobby, Marion	DE	60	Tennessee.....	1990-92.....	42	8
Hochstein, Russ	G	71	Nebraska.....	2002-08.....	92	20
Hodge, Milford	DE	97	Washington State.....	1986-89.....	49	8
Hodson, Tommy	QB	13	Louisiana State.....	1990-92.....	32	12
Hoey, George	DB	23	Michigan.....	1972-73.....	25	18
Holcomb, Sean	LB	60	Texas A&I.....	1995.....	0	0
Holloway, Brian	OT	76	Stanford.....	1981-86.....	88	77
Holmberg, Rob	LB	50	Penn State.....	2000.....	18	5
Holmes, Darryl	FS	41	Ft. Valley State.....	1987-89.....	44	3
Holmes, Ernie	NT	63	Texas Southern.....	1978.....	3	0
Holsey, Bernard	DL	99	Duke.....	2002.....	8	0
Howard, Bob	CB	24	San Diego State.....	1975-77.....	37	15
Howard, David	LB	99	Long Beach State.....	1991-92.....	32	15
Huard, Damon	QB	19	Washington.....	2001-03.....	4	0
Huarte, John	QB	7	Notre Dame.....	1966-67.....	18	0*
Hubach, Mike	P	6	Kansas.....	1980-81.....	21	0
Hudson, Bill	DT	61	Clemson.....	1965.....	4	4
Hunt, Jim Lee	DT	79	Prairie View.....	1960-71.....	141	55*
Hunt, Kevin	OT	62	Doane.....	1973.....	1	0
Hunt, Sam	LB	50	Stephen F. Austin.....	1974-79.....	84	82
Hunter, Ivy Joe	RB	45	Kentucky.....	1991.....	13	10
Hurst, Maurice	CB	37	Southern.....	1989-95.....	104	101
Hutson, Brian	SS	36	Mississippi State.....	1990.....	2	0
Hyland, Bob	OC	60	Boston College.....	1977.....	3	0

PATRIOTS ALL-TIME ROSTER

- I -

Name	Pos.	#	College	Years	GP	GS
Ilg, Ray	LB	45	Colgate	1967-68.....	28	3
Imhof, Martin	DE	64	San Diego State.....	1975	5	3
Ingram, Brian	LB	51	Tennessee	1982-85.....	39	0
Irwin, Heath	G	63	Colorado	1996-99.....	44	16
Isaia, Sale	G	72	UCLA	2000	16	14
Israel, Steve	CB	21	Pittsburgh	1997-99.....	29	20
Ivory, Horace	RB	23	Oklahoma	1977-81.....	45	12
Ivy, Corey	CB	28	Oklahoma	1999	0	0
Iwuoma, Chidi	CB	29	California	2006	3	0
Izzo, Larry	LB	53	Rice	2001-08.....	127	0

- J -

Jackson, Chad	WR	17	Florida.....	2006-07.....	14	1
Jackson, Curtis	WR	82	Texas A&M	2000	7	2
Jackson, Eddie	CB	29	Arkansas	2007	3	0
Jackson, Harold	WR	29	Jackson State	1978-81,87.....	64	62
Jackson, Honor	DB	29	Pacific.....	1972-73.....	20	12
Jacobs, Harry	DE-LB	83	Bradley	1960-62.....	23	NA
Jacobs, Ray	DT	87	Howard Payne	1969	8	5
Jagielski, Harry	DT	73	Indiana	1960-61.....	19	NA
James, Craig	RB	32	Southern Methodist.....	1984-88.....	52	33
James, Roland	SS	38	Tennessee	1980-90.....	145	122
Janik, Tom	DB-P	21	Texas A&I	1969-71.....	42	3
Jarostchuk, Ilia	LB	50	New Hampshire	1990	12	1
Jarvis, Ray	WR	87	Norfolk State	1979	7	0
Jefferson, Shawn	WR	84	Central Florida	1996-99.....	63	61
Jells, Dietrich	WR	83	Pittsburgh	1996-97.....	18	1
Jenkins, Ed	RB	30	Holy Cross	1974	3	0
Jeter, Gary	DE	99	Southern Cal	1989	14	0
Johnson, Andy	RB	32	Georgia	1974-76, 78-81.....	94	43
Johnson, Bethel	WR	81	Texas A&M	2003-05.....	39	7
Johnson, Billy	DB	47	Nebraska.....	1966-69.....	32	4
Johnson, Charles	WR	81	Colorado.....	2001	14	2
Johnson, Damian	OG	68	Kansas State	1990	16	16
Johnson, Daryl	DB	23	Morgan State	1968-71.....	42	41
Johnson, Ellis	RB	38	S.E. Louisiana	1965-66.....	28	NA
Johnson, Garrett	NT	60	Illinois	2000	8	2
Johnson, Joe	OE	24	Boston College	1960-61.....	13	NA
Johnson, Lee	P	10	Brigham Young	1999-2001.....	37	0
Johnson, Mario	DL	98	Missouri	1993	6	0
Johnson, Olrick	LB	51	Florida A&M	2000	12	0
Johnson, Preston	RB	48	Florida A&M	1968	3	0
Johnson, Steve	TE	85	Virginia Tech	1988	14	3
Johnson, Ted	LB	52	Colorado	1995-2004.....	117	104
Jones, Aaron	DE	97	Eastern Kentucky	1993-95.....	37	1
Jones, Cedric	WR	83	Duke	1982-90.....	120	37
Jones, Ezell	OT	74	Minnesota.....	1969-70.....	15	0
Jones, Kenyatta	T	74	South Florida	2001-02.....	18	11
Jones, Mike	DE	96	North Carolina State.....	1994-97.....	61	37
Jones, Tebucky	DB	34	Syracuse.....	1998-2002, 06.....	72	36
Jones, Todd	OL	63	Texas A&M	1993	4	0
Jordan, LaMont	RB	32	Maryland	2008	8	0
Jordan, Shelby	OT	74	Washington (Mo.)	1975,77-82.....	95	87
Jordan, Tim	LB	93	Wisconsin.....	1987-89.....	30	10

- K -

Kaczur, Nick	T	77	Toledo	2005-08	54	49
Kadziel, Roin	LB	52	Stanford	1972	14	1
Kapp, Joe	QB	11	California	1970	11	10
Kasper, Kevin	WR	10	Iowa	2004	8	0
Katzenmoyer, Andy	LB	59	Ohio State	1999-2001.....	24	14
Kecman, Dan	LB	45	Maryland	1970	1	0
Keeton, Durwood	S	29	Oklahoma	1975	12	0
Kelly, Ben	CB-KR	31	Colorado	2001-02.....	9	0
Kelley, Ethan	DL	99	Baylor	2004	1	0
Kerrigan, Mike	QB	19	Northwestern.....	1983-84.....	2	0
Key, David	S	26	Michigan	1991	3	0
Khayat, Ed	DT	73	Tulane	1966	14	NA
Right, Kelvin	WR	19	Florida	2006	4	1
Kimber, Bill	OE	86	Florida State	1961	4	NA
Kinchen, Brian	LS	46	Louisiana State	2003	2	0
Kiner, Steve	LB	57	Tennessee.....	1971, 73.....	28	28
King, Claude	RB	41	Houston	1962	14	NA
King, Steve	LB	52	Tulsa	1973-81.....	124	40
Kingsbury, Kliff	QB	16	Texas Tech	2003	0	0
Klecko, Dan	DL	90	Temple	2003-05.....	29	3
Klein, Dick	OT	62	Iowa State.....	1961-62.....	24	NA

PATRIOTS ALL-TIME ROSTER

Name	Pos.	#	College	Years	GP	GS
Klemm, Adrian	G/T	70	Hawaii.....	2000-04.....	26	10
Knief, Gayle	WR	84	Morningside.....	1970.....	3	0
Knutson, Matt	T	62	North Dakota.....	2002.....	0	0
Koontz, Ed	LB	54	Catawba.....	1968.....	6	1
Kopp, Jeff	LB	91	Southern California.....	1999.....	6	0
Koppen, Dan	C	67	Boston College.....	2003-08.....	88	87
Krakau, Merv	LB	53	Iowa State.....	1978.....	1	0
Kratch, Bob	G	61	Iowa.....	1994-96.....	40	36
Kuberski, Bob	DT	93	Navy.....	1999.....	5	0
Kuehn, Art	OC	78	UCLA.....	1983.....	2	0
Kurpeikis, Justin	LB	47	Penn State.....	2004.....	5	0

- L -

Ladd, Anthony	WR	18	Cincinnati.....	1998.....	4	0
LaFreniere, Bill	WR	88	Northeastern.....	1987.....	0	0
Lambert, Dion	DB	28	UCLA.....	1992-93.....	30	4
Landry, Anthony	RB	35	Stephen F. Austin.....	1990.....	0	0
Lane, Max	OT	68	Navy.....	1994-2000.....	100	70
Langham, Antonio	CB	38	Alabama.....	2000.....	15	7
Larson, William	RB	34	Western Illinois.....	1960.....	1	NA
Lassiter, Ike	DE	87	St. Augustine's.....	1970-71.....	19	16
Law, Ty	CB	24	Michigan.....	1995-2004.....	141	133
Lawson, Jamie	RB	29	North Carolina State.....	1990.....	1	0
Lawson, Odell	RB	32	Langston.....	1970-71.....	16	3
LeBlanc, Michael	RB	27/40	Stephen F. Austin.....	1987.....	4	2
Lee, John	DE	66	Nebraska.....	1981.....	4	4
Lee, Keith	DB	22	Colorado State.....	1981-84.....	54	8
Lee, Kevin	WR	86	Alabama.....	1994-95.....	7	2
Lee, Robert	G	60	Missouri.....	1960.....	8	NA
Legette, Bernie	RB	35	Michigan State.....	1993-94.....	10	0
Lenkaitis, Bill	C	67	Penn State.....	1971-81.....	151	119
Leo, Bobby	WR	24	Harvard.....	1967-68.....	3	0
Leo, Charlie	OG	63	Indiana.....	1960-62.....	34	NA
LeVoi, Mark	T	64	Notre Dame.....	2008.....	16	2
Lewis, Bill	C	75	Nebraska.....	1993.....	7	5
Lewis, Vernon	CB	43	Pittsburgh.....	1993-96.....	44	2
Light, Matt	T	72	Purdue.....	2001-08.....	113	111
Lindquist, Paul	DT	67	New Hampshire.....	1961.....	2	NA
Linne, Larry	WR	80	Texas-El Paso.....	1987.....	3	3
Lippett, Ronnie	DB	42	Miami (Fla.).....	1983-88, 90-91.....	122	111
Livingston, Walt	RB	24	Heidelberg.....	1960.....	3	NA
Lockhart, Eugene	LB	51	Houston.....	1991-92.....	32	21
Lockwood, Scott	RB	40	Southern Cal.....	1992-93.....	4	0
Lofton, Oscar	OE	86	S.E. Louisiana.....	1960.....	14	NA
Lofton, Steve	CB	38	Texas A&M.....	1997.....	10	0
Long, Charlie	G	76	Tennessee-Chattanooga.....	1961-69.....	124	17
Long, Mike	OE	87	Brandeis.....	1960.....	2	NA
Looker, Dane	WR	87	Washington.....	2000.....	0	0
Lott, Billy	RB	32	Mississippi.....	1961-63.....	35	NA
Loudd, Rommie	LB	60	UCLA.....	1961-62.....	27	NA
Loukas, Angelo	G	66	Northwestern.....	1970.....	2	0
Love, Arther	TE	48	South Carolina St.....	2001.....	0	0
Lowe, Omare	CB	23	Washington.....	2004.....	3	0
Lowery, Nick	K	7	Dartmouth.....	1978.....	2	0
Lowry, Orlando	LB	91	Ohio State.....	1989.....	2	0
Lua, Oscar	LB	49	Southern Cal.....	2007.....	0	0
Lucas, Ray	WR	15	Rutgers.....	1996.....	2	0
Lunsford, Mel	DE	72	Central State (Ohio).....	1973-80.....	92	74
Lyle, Rick	DL	96	Missouri.....	2002-03.....	21	3

- M -

Mahoney, John "Butch"	-	NA	American International.....	1961.....	NA	NA
Maitland, Jack	RB	90	Williams.....	1971-72.....	27	0
Mallard, Wesly	LB	96	Oregon.....	2005.....	3	0
Mallory, Irvin	DB	43	Virginia Union.....	1971.....	2	0
Mangiero, Dino	NT	96	Rutgers.....	1987.....	2	0
Mangum, John	DT	74	Southern Mississippi.....	1966-67.....	28	5*
Mankins, Logan	OL	70	Fresno State.....	2005-08.....	64	64
Marion, Fred	FS	31	Miami (Fla.).....	1982-91.....	144	113
Maroney, Laurence	RB	39	Minnesota.....	2006-08.....	30	9
Marsh, Aaron	WR	29	Eastern Kentucky.....	1968-69.....	28	16
Marshall, Al	WR	88	Boise State.....	1974.....	4	0
Martin, Curtis	RB	28	Pittsburgh.....	1995-97.....	45	43
Martin, Donald	CB	38	Yale.....	1973.....	14	2
Martin, Sammy	WR	82	Louisiana State.....	1988-91.....	40	1
Martin, Steve	DT	90	Missouri.....	2002.....	14	5
Mason, Dave	S	28	Nebraska.....	1973.....	8	1
Mass, Wayne	OT	75	Miami (Fla.).....	1972.....	6	0

PATRIOTS ALL-TIME ROSTER

Name	Pos.	#	College	Years	GP	GS
Massey, Jim	CB	47	Linfield.....	1974-75.....	15	1
Matich, Trevor	OC	64	Brigham Young.....	1985-88.....	26	11
Matthews, Bill	LB	53	South Dakota State.....	1979-81.....	48	10
Matthews, Henry	RB	35	Michigan State.....	1972.....	3	3
May, Art	DE	71	Tuskegee.....	1971.....	11	5
Mayo, Jerod	LB	51	Tennessee.....	2008.....	16	16
Mays, Corey	LB	46	Notre Dame.....	2006-07.....	9	0
Mayer, Shawn	S	39/23	Penn State.....	2003-04.....	12	0
McAlister, James	RB/KR	37	UCLA.....	1978.....	16	0
McCabe, Jerry	LB	52	Holy Cross.....	1987.....	3	3
McCall, Bob	RB	24	Arizona.....	1973.....	8	1
McCarthy, Shawn	P	11	Purdue.....	1991-92.....	29	0
McComb, Don	DE	85	Villanova.....	1960.....	1	NA
McCrary, Fred	FB	44	Mississippi State.....	2003.....	6	3
McCray, Prentice	S	34	Arizona State.....	1974-80.....	81	65
McCurry, Dave	S	40	Iowa State.....	1974.....	2	0
McDermott, Sean	LS	49	Kansas.....	2003.....	1	0
McDougald, Doug	DE	70	Virginia Tech.....	1980.....	8	0
McGee, George	OT	75	Southern.....	1960.....	14	NA
McGee, Tony	DE	78	Bishop (Texas).....	1974-81.....	119	37
McGinest, Willie	LB	55	Southern Cal.....	1994-2005.....	171	146
McGovern, Rob	LB	58	Holy Cross.....	1992.....	4	0
McGrew, Lawrence	LB	50	Southern Cal.....	1980-89.....	122	74
McGrew, Michael	WR	15	Virginia.....	2005.....	0	0
McGruder, Scooter	CB	27	Kent State.....	1996-97.....	17	0
McHale, Joe	LB	55	Delaware.....	1987.....	3	0
McKay, Bob	OT	66	Texas.....	1976-78.....	39	16
McKinnon, Don	LB	51	Dartmouth.....	1963-64.....	17	NA
McMahon, Art	DB	28	N.C. State.....	1968-72.....	43	7
McMurtry, Greg	WR	86	Michigan.....	1990-93.....	58	41
McNeil, Emmanuel	NT	92	Tennessee-Martin.....	1989.....	1	0
McQuay, Leon	RB	31	Tampa.....	1975.....	13	0
McSwain, Chuck	RB	32	Clemson.....	1987.....	3	1
McSwain, Rod	CB	23	Clemson.....	1984-90.....	90	17
Meggett, David	RB	22	Towson State.....	1995-97.....	48	3
Megna, Marc	LB	96/99	Richmond.....	1999-2000.....	4	0
Meixler, Ed	LB	52	Boston University.....	1965.....	4	NA
Melandre, Jon	OG	64	Minnesota.....	1991.....	11	3
Merkerson, Ron	LB	50	Colorado.....	1999.....	0	0
Meriweather, Brandon	DB	31	Miami (Fla.).....	2007-08.....	32	11
Mickens, Ray	CB	38	Texas A&M.....	2006.....	4	0
Mildren, Jack	S	45	Oklahoma.....	1974.....	14	10
Millen, Hugh	QB	7	Washington.....	1991-92.....	20	20
Miller, Al	RB	32	Boston College.....	1960.....	14	NA
Miller, Dan	K	6	Miami (Fla.).....	1982.....	2	0
Miller, Jim	QB	13	Michigan State.....	2004.....	0	0
Miller, Josh	P	8	Arizona.....	2004-06.....	42	0
Milloy, Lawryer	S	36	Washington.....	1996-2002.....	112	106
Mills, Garrett	TE	45	Tulsa.....	2006.....	0	0
Mirich, Rex	DT	76	Northern Arizona.....	1970.....	7	1
Mitchell, Brandon	DE	98	Texas A&M.....	1997-2001.....	62	37
Mitchell, Leroy	DB	41	Texas Southern.....	1967-68.....	28	28
Mitchell, Mel	S	24	Western Kentucky.....	2006-07.....	10	0
Montler, Mike	OT	64	Colorado.....	1969-72.....	53	50
Moore, Arthur	DT	75	Tulsa.....	1973-77.....	29	0
Moore, Brandon	OT	70	Duke.....	1993-95.....	26	0
Moore, Greg	LB	54	Tennessee-Chattanooga.....	1987.....	3	3
Moore, Leroy	DE	61	Ft. Valley State.....	1961-62.....	19	NA
Moore, Marty	LB	58/90	Kentucky.....	1994-99, 2001.....	96	10
Moore, Rashad	DL	95	Tennessee.....	2007.....	1	0
Moore, Steve	OT	67	Tennessee State.....	1983-87.....	52	31
Moore, Will	WR	83	Texas Southern.....	1995.....	16	13
Moreland, Earthwind	CB	29	Georgia Southern.....	2004.....	9	2
Morey, Sean	WR	85	Brown.....	1999.....	2	0
Morgan, Stanley	WR	86	Tennessee.....	1977-89.....	180	165
Morris, Aric	S	29	Michigan State.....	2003.....	4	0
Morris, Jamie	RB	24	Michigan.....	1990.....	5	0
Morris, Jon	OC	56	Holy Cross.....	1964-74.....	130	82
Morris, Sammy	RB	34	Texas Tech.....	2007-08.....	19	9
Morris, Guy	OC	75	Texas Christian.....	1984-87.....	53	22
Mosier, John	TE	88	Kansas.....	1973.....	2	2
Moss, Randy	WR	81	Marshall.....	2007-08.....	32	32
Moss, Roland	TE	86	Toledo.....	1971.....	14	6
Moss, Zefross	T	77	Alabama State.....	1997-99.....	42	42
Mowatt, Zeke	TE	81	Florida State.....	1990.....	10	0
Mruczkowski, Gene	OL	64	Purdue.....	2003-06.....	18	0
Murphy, Bill	WR	31	Cornell.....	1968.....	6	5
Murphy, Jim	QB	7	Northeastern.....	1998.....	0	0

PATRIOTS ALL-TIME ROSTER

Name	Pos.	#	College	Years	GP	GS
Myers, Leonard	CB	25	Miami (Fla.)	2001-02	15	1
- N -						
Nance, Jim	RB	35	Syracuse	1965-71	94	66*
Naposki, Eric	LB	49	Connecticut	1988-89	4	0
Neal, Stephen	OL	61	Cal State Bakersfield	2001-08	66	61
Neighbors, Billy	OG	73	Alabama	1962-65	56	NA
Nelson, Edmund	DE	65	Auburn	1988	12	1
Nelson, Steve	LB	57	N. Dakota State	1974-87	174	173
Neumann, Tom	RB	36	Northern Michigan	1963	10	NA
Neville, Tommy	OT	77	Mississippi State	1965-77	160	114*
Nichols, Bob	TE	87	Boston University	1967-68	15	1
Nichols, Ricky	WR	86	East Carolina	1987	1	0
Nugent, David	DE	92	Purdue	2000-01	15	1
- O -						
O'Callaghan, Ryan	T	68	California	2006-08	25	7
O'Connell, Kevin	QB	5	San Diego State	2008	2	0
O'Hanley, Ross	DB	25	Boston College	1960-65	63	NA
O'Neal, Deltha	CB	21	California	2008	16	0
O'Neill, Pat	P	5	Syracuse	1994-95	24	0
Oakes, Don	OT	71	Virginia Tech	1963-68	27	16
Osborne, Chuck	DT	71	Arizona	2000	0	0
Osley, Willie	CB	37	Illinois	1974	10	4
Outlaw, John	DB	44	Jackson State	1969-72	33	19
Overton, Don	RB	29	Fairmont State	1990	7	0
Owen, Tom	QB	17	Wichita State	1976-81	12	1
Owens, Dennis	NT	98	N.C. State	1982-86	71	44
- P -						
Parilli, Babe	QB	15	Kentucky	1961-67	94	11*
Parker, Riddick	DT	97	North Carolina	2001	13	0
Pass, Patrick	RB	35	Georgia	2000-06	78	11
Patrick, Mike	P	2	Mississippi State	1975-78	43	0
Patten, David	WR	86	Western Carolina	2001-04	54	44
Patton, Jerry	DE	72	Nebraska	1975	3	3
Paulk, Jeff	FB	46	Arizona State	2000	1	0
Paxton, Lonie	LS	66	Sacramento State	2000-08	141	0
Pennywell, Carlos	WR	88	Grambling State	1978-81	48	2
Peoples, George	RB	35	Auburn	1983	16	0
Perkins, Willis	OG	NA	Texas Southern	1961	1	NA
Perryman, Robert	RB	34	Michigan	1987-89	41	31
Peterson, Joe	CB	45	Nevada-Reno	1987	3	3
Phifer, Roman	LB	95	UCLA	2001-04	59	46
Phillips, Jess	RB	35	Michigan State	1976-77	27	0
Philpott, Ed	LB	52	Miami (Ohio)	1967-71	68	53
Pickering, Clay	WR	48	Maine	1987	1	0
Pitts, Mike	DE	93	Alabama	1993-94	32	31
Pleasant, Anthony	DE	98	Tennessee State	2001-03	37	27
Plunkett, Art	OT	70	UNLV	1985, 87	22	1
Plunkett, Jim	QB	16	Stanford	1971-75	61	61
Pool, David	CB	27	Carson-Newman	1991-92	31	17
Poole, Tyrone	CB	38	Fort Valley State	2003-05	22	21
Pope, Ken	CB	41	Oklahoma	1974	4	0
Porell, Tom	NT	65	Boston College	1987	1	1
Porter, Willie	DB	27	Texas Southern	1968	13	0
Posey, David	K	9	Florida	1978	11	0
Poteat, Hank	CB	31/32	Pittsburgh	2004-06	12	2
President, Andre	TE	88	Angelo State	1995	1	0
Prestridge, Luke	P	17	Baylor	1984	9	0
Price, Kenny	LB	54	Iowa	1971	1	0
Profit, Eugene	DB	22	Yale	1986-88	5	0
Pruett, Perry	DB	39	North Texas State	1971	11	1
Puetz, Garry	OG	77	Valparaiso	1979-81	36	5
Purnell, Lovett	TE	48/85	West Virginia	1996-98	34	7
Purvis, Vic	WR	31	Southern Mississippi	1966-67	16	0*
Pyne, George	OT	75	Olivet	1965	14	NA
- R -						
Rademacher, Bill	WR	33	N. Michigan State	1969-70	27	5
Rakoczy, Gregg	OL	71	Miami (Fla.)	1991-92	21	4
Ramsey, Derrick	TE	88	Kentucky	1983-85	46	23
Ramsey, Tom	QB	12	UCLA	1985-88	21	4
Ratkowski, Ray	RB	23	Notre Dame	1961	1	NA
Rawlings, Josh	OL	62	Minnesota	2000	0	0
Ray, Eddie	RB-P	36	Louisiana State	1970	5	1
Ray, Terry	S	23	Oklahoma	1993-96	63	24
Redd, Vince	LB	49	Liberty	2008	5	0

PATRIOTS ALL-TIME ROSTER

Name	Pos.	#	College	Years	GP	GS
Redding, Reggie	OL	70	Cal State-Fullerton	1992	14	14
Redmond, J.R.	RB	21	Arizona State	2000-02	33	5
Reed, Benton	DE	71	Mississippi	1987	3	3
Rehberg, Scott	T	60	Central Michigan	1997-98	8	0
Rehder, Tom	OT	76	Notre Dame	1988-89	32	0
Reid, Dexter	S	42	North Carolina	2004	13	2
Reilly, Kevin	LB	55	Villanova	1975	4	1
Rembert, Johnny	LB	52	Clemson	1983-92	126	72
Reynolds, Bob	OT	74	Bowling Green	1972-73	20	14
Reynolds, Ed	LB	95	Virginia	1983-91	119	34
Reynolds, Ricky	CB	21	Washington State	1994-96	42	35
Reynolds, Tom	WR	21	San Diego State	1972	12	0
Rheams, Leonta	DL	75	Houston	1998	6	0
Rice, Rodney	DB	43	Brigham Young	1989	10	0
Richards, Dave	OL	62	UCLA	1996	5	0
Richardson, Al	DE	79	Grambling State	1960	3	NA
Richardson, Jesse	DT	75	Alabama	1962-64	42	NA
Richardson, Mike	DB	35	Notre Dame	2007-08	10	0
Richardson, Tom	WR	49	Jackson State	1969-70	15	0
Rivers, Marcellus	TE	82	Oklahoma State	2007	3	0
Robbins, Randy	S	48	Arizona	1992	15	15
Roberts, Tim	DE	94	Southern Mississippi	1995	13	12
Roberts, William	G	76	Ohio State	1995-96	32	27
Robinson, Bo	RB	41	West Texas State	1984	16	1
Robinson, Greg	OT	61/68	Sacramento State	1987	3	3
Robinson, Junior	CB	27	East Carolina	1990	16	0
Robinson, Rex	K	7	Georgia	1982	3	0
Robinson-Randall, Greg	T	64/77	Michigan State	2000-02	35	22
Robotti, Frank	LB-RB	51	Boston College	1961	12	NA
Rogers, Doug	DE	65	Stanford	1984	12	0
Romaniszyn, Jim	LB	53	Edinboro State (Pa.)	1976	11	2
Romeo, Tony	TE	86	Florida State	1962-67	75	0*
Romine, Al	DB	46	Florence State	1961	1	NA
Rowe, Dave	DT	76	Penn State	1971-73	42	33
Rucci, Todd	OG	71	Penn State	1993-99	85	75
Rucker, Reggie	WR	33	Boston University	1971-74	43	38
Rudolph, Jack	LB	80	Georgia Tech	1960-65	56	NA
Ruegamer, Grey	C/G	67	Arizona State	2000-02	33	3
Russ, Bernard	LB	51	West Virginia	1997-99	9	0
Russell, Leonard	RB	32	Arizona State	1991-93	43	40
Ruth, Mike	NT	65	Boston College	1986-87	8	0
Rutledge, Rod	TE	83	Alabama	1998-2001	63	31
Ruud, Bo	LB	91	Nebraska	2008	0	0

- S -

Sabb, Dwayne	LB	95	New Hampshire	1992-96	73	24
Sacco, Frank	LB	95	Fordham	1987	2	0
Sagapolutele, Pio	DT	75	San Diego State	1996	15	10
Saltz, Lee	QB	12	Temple	1992	0	0
Sam, P.K.	WR	14	Florida State	2004	3	0
Samuel, Asante	CB	22	Central Florida	2003-07	75	53
Sanders, James	S	36	Fresno State	2005-08	55	36
Sanders, John	S	25	South Dakota	1974-76	30	24
Sanders, Lewis	DB	29	Maryland	2008	10	4
Sandham, Todd	OG	72	Northeastern	1987	2	0
Sanford, Rick	FS	25	South Carolina	1979-84	89	53
Saranovitz, Brian	OG	70	New Hampshire	1987	0	0
Sardisco, Tony	OG	64	Tulane	1960-62	40	NA
Satcher, Doug	LB	58	Southern Mississippi	1966-68	28	26
Sauerbrun, Todd	P	18	West Virginia	2006	2	0
Sawyer, Jon	CB	31	Cincinnati	1987	2	0
Saxon, Mike	P	4	San Diego State	1993	16	0
Saylor, Jace	DL	94	Michigan State	2001	2	1
Scarpito, Bob	WR-P	46	Notre Dame	1968	14	0
Schaum, Greg	DE	76	Michigan State	1978	14	0
Schmidt, Bob	OT	74	Minnesota	1964	14	NA
Schoitz, Bruce	LB	51	Texas	1989	8	2
Schottenheimer, Marty	LB	54	Pittsburgh	1969-70	23	5
Schroeder, Bill	WR	18	Wisconsin-La Crosse	1995	0	0
Schubert, Eric	K	1	Pittsburgh	1987	2	1
Schubert, Steve	WR	87	Massachusetts	1974	8	2
Schwedes, Gerhardt	RB	31	Syracuse	1960-61	7	NA
Scott, Chad	CB	30	Maryland	2005-07	17	9
Scott, Clarence	DB	26	Morgan State	1969-72	43	24
Scott, Guss	S	29/39	Florida	2004-06	6	2
Scott, Walter	DL	94	East Carolina	1996	1	0
Scott, Willie	TE	88	South Carolina	1986-88	25	2
Sealby, Randy	LB	53/59	Missouri	1987	2	1

PATRIOTS ALL-TIME ROSTER

Name	Pos.	#	College	Years	GP	GS
Seau, Junior	LB	55	Southern Cal	2006-08	31	16
Secules, Scott	QB	10	Virginia	1993	12	4
Sellers, Ron	WR	34	Florida State	1969-71	35	30
Servanga, Kato	CB	31	California	1998-2000	31	3
Seymour, Richard	DE	93	Georgia	2001-08	111	105
Shaw, Harold	FB	44	Southern Mississippi	1998-2000	35	0
Shaw, Sedrick	RB	23	Iowa	1997-98	14	1
Shaw, Terrance	CB	22	Stephen F. Austin	2001	13	3
Shogog, Ron	SS	42	Austin Peay	1987	3	3
Sherman, Tom	QB-DB	14	Penn State	1968-69	18	7
Shiner, Dick	QB	11	Maryland	1973-74	4	0
Shoate, Rod	LB	56	Oklahoma	1975-81	76	65
Shonta, Chuck	DB	34	Eastern Michigan	1960-67	14	14
Shorts, Peter	DE	90	Illinois State	1989	1	0
Sievers, Eric	TE	85	Maryland	1989-90	24	6
Simerson, John	OT	75	Purdue	1961	10	NA
Simmons, Tony	WR	81	Wisconsin	1998-2000	38	9
Sims, Kenneth	DE	77	Texas	1982-89	74	64
Singer, Karl	OT	68	Purdue	1966-68	39	0
Singleton, Chris	LB	55	Arizona	1990-93	33	22
Sisson, Scott	K	9	Georgia Tech	1993	13	0
Skene, Doug	G	74	Michigan	1994	6	6
Slade, Chris	LB	53	Virginia	1993-2000	127	108
Slater, Matthew	WR	18	UCLA	2008	14	0
Small, Torrance	WR	84	Alcorn State	2001	3	0
Smerlas, Fred	NT	76	Boston College	1991-92	32	1
Smith, Antowain	RB	32	Houston	2001-03	45	36
Smith, Donnell	DE	65	Southern	1973-74	21	0
Smith, Hal	DT	70	UCLA	1960	10	NA
Smith, John	K	1	Southampton (England)	1974-83	116	0
Smith, Jonathan	WR	81	Georgia Tech	2006	2	0
Smith, Kenny	DL	95	Alabama	2008	0	0
Smith, Le Kevin	DL	90	Nebraska	2006-08	31	0
Smith, Otis	CB	45	Missouri	1996, 2000-02	56	48
Smith, Ricky	DB	27	Alabama State	1982-84	26	0
Smith, Rod	DB	22	Notre Dame	1992-94	48	17
Smith, Sean	DE	97	Georgia Tech	1990-91	17	1
Snyder, Al	WR	38	Holy Cross	1964	2	NA
Solitis, Bob	DB	42	Minnesota	1960-61	3	NA
Songin, Ed "Butch"	QB	11	Boston College	1960-61	28	NA
Spach, Stephen	TE	82	Fresno State	2007-08	5	0
Spann, Antwain	CB	31	Louisiana-Lafayette	2006-08	19	0
Spears, Ron	DE	78	San Diego State	1982-83	8	1
Spires, Greg	DE	94	Florida State	1998-2000	42	3
St. Jean, Lennie	OG	60	N. Michigan	1964-73	140	96*
Stallworth, Donte	WR	18	Tennessee	2007	16	9
Stanley, Sylvester	NT	63	Michigan	1994	7	0
Stanley, Walter	WR	81	Colorado	1992	13	0
Starks, Duane	CB	23	Miami (Fla.)	2005	7	6
Starring, Stephen	WR	81	McNeese	1983-87	72	33
Staurovsky, Jason	K	4	Tulsa	1988-91	42	0
Steinfort, Fred	K	5	Boston College	1983	9	0
Stenger, Brian	LB	59	Notre Dame	1973	10	2
Stephens, Calvin	G	68	South Carolina	1992	14	1
Stephens, John	RB	44	NW Louisiana State	1988-92	76	59
Stephens, Tom	DB-TE	45	Syracuse	1960-64	49	NA
Stevens, Matt	S	26	Appalachian State	2000-01	16	4
Stingley, Darryl	WR	84	Purdue	1973-77	60	53
Stokes, Barry	OL	75	Eastern Michigan	2008	0	0
Stokes, Eric	C-G	78	Northeastern	1987	1	1
Stokes, J.J.	WR	85	UCLA	2003	2	0
Stolberg, Eric	WR	19	Indiana	1971	0	0
Stone, Michael	S	24	Memphis	2005	13	3
Strigal, Bill	LB	72	College of Pacific	1960	5	NA
Stuckey, Shawn	LB	93	Troy State	1998	6	0
Studstill, Pat	P	2	Houston	1972	14	0
Sturt, Fred	G	63	Bowling Green	1976-78	29	0
Suci, Bob	DB	21	Michigan State	1963	14	NA
Sullivan, Chris	DE	74	Boston College	1996-99, 2001	63	20
Swanson, Terry	P	36	Massachusetts	1967-68	24	0
Sweet, Joe	WR	81	Tennessee State	1974	4	0
Sykes, Alfred	WR	13	Florida A&M	1971	4	1

- T -

Taliaferro, Mike	QB	17	Illinois	1968-71	32	25
Tanner, John	LB-DE	53	Tennessee Tech	1973-74	27	2
Tardits, Richard	LB	53	Georgia	1990-92	27	1
Tarver, John	RB	36	Colorado	1972-74	31	15
Tatupu, Mosi	RB	30	Southern Cal	1978-90	194	22

PATRIOTS ALL-TIME ROSTER

Name	Pos.	#	College	Years	GP	GS
Taylor, Gene	WR	82	Fresno State	1991	1	0
Taylor, Greg	RB	45	Virginia	1982	1	0
Taylor, Kitrick	WR	49	Washington State	1989	4	0
Testaverde, Vinny	QB	14	Miami (Fla.)	2006	3	0
Tharpe, Larry	OT	77	Tennessee State	1996	0	0
Thomas, Adaluis	LB	96	Southern Mississippi	2007-08	25	24
Thomas, Ben	DE	99	Auburn	1985	15	0
Thomas, Blair	RB	32	Penn State	1994	3	0
Thomas, David	TE	86	Texas	2006-08	32	13
Thomas, Donnie	LB	51	Indiana	1976	3	1
Thomas, Gene	RB	22	Florida A&M	1968	9	4
Thomas, Henry	DT	95	Louisiana State	1997-2000	64	52
Thomas, Antonio	DL	92	Miami (Fla.)	2007	4	0
Thompson, Leroy	RB	36	Penn State	1994	16	1
Thompson, Reyna	CB	21	Baylor	1993	15	6
Timpson, Michael	WR	83	Penn State	1989-94	70	25
Tippett, Andre	LB	56	Iowa	1982-88, 90-93	151	139
Tipton, Dave	NT	60	Western Illinois	1975-76	12	0
Toler, Ken	WR	82	Mississippi	1981-82	25	0
Toner, Ed	DT	75	Massachusetts	1967-70	26	0
Towns, Bobby	DB	34	Georgia	1961	2	NA
Traylor, Keith	NT	98	Central State (Okla.)	2004	16	10
Trull, Don	QB	19	Baylor	1967	7	3
Tucker, Erroll	DB	21	Utah	1989	5	0
Tucker, Ross	OL	69	Princeton	2005	1	0
Tuitele, Maugaula	LB	47/59	Colorado State	2000-02	5	0
Tupa, Tom	P	19	Ohio State	1996-98	48	0
Turner, Bake	WR	40	Texas Tech	1970	14	13
Turner, Bill	DE	74	Boston College	1987	2	0
Turner, Kevin	RB	34	Alabama	1992-94	48	19
Turner, T.J.	LB	99	Michigan State	2001	2	0
Twombly, Darren	C	64	Boston College	1987	1	1

- V -

van Eeghen, Mark	RB	34	Colgate	1982-83	24	16
Vataha, Randy	WR	18	Stanford	1971-76	82	44
Vaughn, Jon	RB	24	Michigan	1991-92	32	7
Ventrone, Ray	DB	41	Villanova	2007-08	17	0
Veris, Garin	DE	60/90	Stanford	1985-88, 90-91	78	46
Viaene, David	OT	70	Minnesota-Duluth	1989-90	20	8
Villa, Danny	OT	75	Arizona State	1987-91, 97	75	62
Vinatieri, Adam	K	4	South Dakota State	1996-2005	160	0
Virkus, Scott	DE	70	San Francisco CC	1984	5	0
Vrabel, Mike	LB	50	Ohio State	2001-08	125	110

- W -

Wagner, Bryan	P	9	Cal State-Northridge	1991-95	8	0
Walker, Bruce	NT/DT	91	UCLA	1994-95	11	4
Walker, Mike	K	12	None	1972	8	0
Walter, Ken	P	13/15	Kent State	2001-03, 06	46	0
Ward, David	LB	94	Southern Arkansas	1989	16	0
Ward, Dedric	WR	17	Northern Iowa	2003	4	0
Warren, Lamont	RB	27	Colorado	1999	16	2
Warren, Ty	DL	94	Texas A&M	2003-08	93	80
Washington, Clyde	DB	31	Purdue	1960-61	27	NA
Washington, John	DT	76	Oklahoma State	1993	16	13
Washington, Kelley	WR	15	Tennessee	2007-08	24	0
Washington, Mark	CB	46	Morgan State	1979	12	0
Washington, Mickey	CB	21	Texas A&M	1990-91	25	4
Washington, Ted	NT	92	Louisville	2003	10	10
Watson, Benjamin	TE	84	Georgia	2004-08	55	39
Watson, Dave	G	67	Georgia Tech	1963-64	28	NA
Weathers, Robert	RB	24	Arizona State	1982-86	44	6
Weathers, Clarence	WR	82	Delaware State	1983-84	25	0
Weaver, Jed	TE	85	Oregon	2004	10	1
Webb, Don	DB	42	Iowa State	1961-71	134	60*
Webster, George	LB	90	Michigan State	1974-76	37	25
Webster, Jason	CB	23	Texas A&M	2008	3	0
Weisacosky, Ed	LB	66	Miami (Fla.)	1971-72	28	23
Weishuhn, Clayton	LB	53	Angelo State	1982-84, 86	30	26
Welch, Claxton	RB	43	Oregon	1973	2	1
Welker, Wes	WR	83	Texas Tech	2007-08	32	27
Wells, Billy	RB	41	Michigan State	1960	12	NA
West, Mel	RB	24	Missouri	1961	4	NA
Westbrook, Don	WR	83	Nebraska	1977-81	71	1
Whalen, Jim	TE	82	Boston College	1965-69	70	27*
Wheatley, Terrence	CB	22	Colorado	2008	6	1
Wheeler, Dwight	OT	62	Tennessee State	1978-83	72	39
Wheeler, Mark	DT	97	Texas A&M	1996-98	40	31

PATRIOTS ALL-TIME ROSTER

Name	Pos.	#	College	Years	GP	GS
Whigham, Larry	S	25	NE Louisiana.....	1994-2000.....	106.....	4
White, Adrian	S	38	Florida.....	1993.....	5.....	4
White, David	LB	51	Nebraska.....	1993.....	6.....	0
White, Harvey	QB	10	Clemson.....	1960.....	9.....	NA
White, Jeff	K-P	2	Texas El Paso.....	1973.....	11.....	0
White, Jim	DE	87	Colorado State.....	1972.....	13.....	6
White, Reggie	DT/NT	90	North Carolina A&T.....	1995.....	16.....	9
Whittingham, Fred	LB	53	Cal Poly.....	1970.....	13.....	0
Whitten, Todd	QB	15	Stephen F. Austin.....	1987.....	1.....	0
Wichard, Murray	DE	90	Frostburg State.....	1987.....	3.....	0
Wiggins, Jermaine	TE	85	Georgia.....	2001.....	20.....	8
Wilburn, Steve	DE	99	Illinois State.....	1987.....	3.....	3
Wilfork, Vince	DT	75	Miami (Fla.)	2004-08	77	67
Wilhite, Jonathan	CB	24	Auburn	2008	16	4
William, J.R.	LB-C	55	Louisiana Tech.....	1968-70.....	38.....	2
Williams, Brent	DE	96	Toledo.....	1986-93.....	121.....	102
Williams, Brian	TE	49	Southern.....	1982.....	1.....	0
Williams, Brooks	TE	80	North Carolina.....	1983.....	13.....	1
Williams, Derwin	WR	82	New Mexico.....	1985-87.....	42.....	1
Williams, Ed	LB	54	Texas.....	1984-87, 90	62.....	10
Williams, Gemara	CB	42	Buffalo.....	2006.....	0.....	0
Williams, Grant	T	76	Louisiana Tech.....	2000-01.....	29.....	12
Williams, Jon	RB	44	Penn State.....	1984.....	9.....	0
Williams, Larry	G	75	Notre Dame.....	1992.....	13.....	9
Williams, Lester	NT	72	Miami (Fla.)	1982-85.....	40.....	13
Williams, Perry	CB	38	Clemson.....	1987.....	3.....	0
Williams, Tank	S	26	Stanford	2008	0	0
Williams, Toby	DE	90	Nebraska.....	1983-88.....	80.....	56
Wilson, Curtis	OC	75	Missouri.....	1989.....	0.....	0
Wilson, Darrell	DB	47	Connecticut.....	1981.....	1.....	0
Wilson, Darryal	WR	48	Tennessee.....	1983.....	9.....	0
Wilson, David	DB	26	California.....	1992.....	1.....	0
Wilson, Ed	QB	12	Arizona.....	1965.....	14.....	NA
Wilson, Eugene	DB	26	Illinois.....	2003-07.....	62.....	55
Wilson, Jerrel	P	4	Southern Mississippi.....	1978.....	14.....	0
Wilson, Joe	RB	23	Holy Cross.....	1974.....	12.....	0
Wilson, Marc	QB	15	Brigham Young.....	1989-90.....	30.....	10
Windsor, Bob	TE	86	Kentucky.....	1972-75.....	48.....	44
Wirgowski, Dennis	DE	70	Purdue.....	1970-72.....	37.....	36
Witt, Mel	DT	70	Arlington State.....	1967-70.....	35.....	14
Wohlabaugh, Dave	C	64	Syracuse.....	1995-98.....	57.....	57
Wonsley, George	RB	53	Mississippi State.....	1989.....	5.....	0
Woods, Carl	RB	34	Vanderbilt.....	1987.....	2.....	0
Woods, Pierre	LB	58	Michigan.....	2006-08	36	3
Woody, Damien	C	65	Boston College.....	1999-2003.....	78.....	76
Wooten, Ron	OG	61	North Carolina.....	1982-88.....	98.....	96
Wren, Darryl	CB	27	Pittsburg (Kan.) State.....	1993-94.....	33.....	5
Wright, Elmo	WR	17	Houston.....	1975.....	8.....	4
Wright, Mike	DL	99	Cincinnati.....	2005-08	52	7
Wyman, Devin	DT	72	Kentucky State.....	1996-98.....	15.....	4

- Y -

Yancy, Carlos	CB	40	Georgia.....	1995.....	4.....	0
Yates, Billy	G	74	Texas A&M	2005-08	22	11
Yates, Bob	OT-G-C	50	Syracuse.....	1960-65.....	67.....	NA
Yewcic, Tom	P-QB	14	Michigan State.....	1961-66.....	77.....	NA

- Z -

Zabel, Steve	LB	54	Oklahoma.....	1975-78.....	50.....	48
Zackery, Tony	FS	25	Washington.....	1990-91.....	19.....	0
Zamberlin, John	LB	54	Pacific Lutheran.....	1979-82.....	56.....	15
Zendejas, Joaquin	K	2	LaVerne (Calif.).....	1983.....	2.....	0
Zereoue, Amos	RB	31	West Virginia.....	2005.....	3.....	0
Zolak, Scott	QB	16	Maryland.....	1992-98.....	53.....	7

PATRIOTS ALL-TIME DRAFT

2009

Rd	Player	Pk	Pos	College
1	(Traded to Baltimore)	23		
2a	Patrick Chung	34	S	Oregon
2b	Ron Brace	40	DL	Boston College
2c	Darius Butler	41	DB	Connecticut
2d	Sebastian Vollmer	58	OL	Houston
3a	Brandon Tate	83	WR	North Carolina
3b	Tyrone McKenzie	97	LB	South Florida
4	Rich Ohrnberger	123	OL	Penn State
5a	(Traded to Philadelphia for WR Greg Lewis)			
5b	George Bussey	170	OL	Louisville
6a	Jake Ingram	198	LS	Hawaii
6b	Myron Pryor	207	DL	Kentucky
7a	Julian Edelman	232	WR	Kent State
7b	Darryl Richard	234	DL	Georgia Tech

2009 Draft Notes

For more details on all trades involving draft picks, please see trades list on following pages.

3b, 5b and 6b were awarded as compensatory draft choices.

- Pick traded to Baltimore for a 2009 first-round pick (26 overall) and a 2009 fifth-round pick (162 overall). The Patriots used subsequent trades to turn those picks into selections 2c, 3a and 7a in addition to a 2010 second-round choice.
- Pick acquired from Kansas City in exchange for QB Matt Cassel and LB Mike Vrabel.
- Pick acquired from Oakland in exchange for a 2009 second-round pick (47 overall), a 2009 fourth-round pick (124 overall) and a 2009 sixth-round pick (199 overall).
- Pick acquired from Green Bay along with two 2009 third-round picks (73 overall and 83 overall) in exchange for a 2009 first-round pick (26 overall) and a 2009 fifth-round pick (162 overall).
- Pick acquired from Green Bay along with a 2009 second-round pick (41 overall) and a 2009 third-round pick (73 overall) in exchange for a 2009 first-round pick (26 overall) and a 2009 fifth-round pick (162 overall).
- Pick acquired from Baltimore along with a 2009 sixth-round selection (198 overall) in exchange for two 2009 fifth-round selections (137 overall and 141 overall) that had been acquired from Philadelphia in exchange for CB Ellis Hobbs.
- Pick acquired from Baltimore along with a 2009 fourth-round selection (123 overall) in exchange for two 2009 fifth-round selections (137 overall and 141 overall) that had been acquired from Philadelphia in exchange for CB Ellis Hobbs.
- Pick acquired from Jacksonville along with a 2010 second-round pick in exchange for a 2009 third-round pick (73 overall).

2008

Rd	Player	Pk	Pos	College
1	Jerod Mayo	10	LB	Tennessee
2	Terrence Wheatley	62	CB	Colorado
3a	Shawn Crable	78	LB	Michigan
3b	Kevin O'Connell	94	QB	San Diego State
4	Jonathan Wilhite	129	CB	Auburn
5	Matthew Slater	153	WR	UCLA
6	Bo Ruud	197	LB	Nebraska

2008 Draft Notes

For more details on all trades involving draft picks, please see trades list on following pages.

- Pick acquired from New Orleans along with a 2008 third-round selection (78 overall - LB Shawn Crable) in exchange for a 2008 first-round selection (7 overall) and a 2008 fifth-round selection (164 overall).
- Pick acquired from New Orleans along with a 2008 first-round selection (10 overall - LB Jerod Mayo) in exchange for a 2008 first-round selection (7 overall) and a 2008 fifth-round selection (164 overall).
- Pick acquired from Tampa Bay in exchange for a 2008 fifth-round selection (160 overall) and a 2008 seventh-round selection (238 overall).

2007

Rd	Player	Pk	Pos	College
1	Brandon Meriweather	24	DB	Miami (Fla.)
2	(To Miami as part of trade for WR Wes Welker)			
4a	(To Oakland in exchange for WR Randy Moss)			
4b	Kareem Brown	127	DL	Miami (Fla.)
5	Clint Oldenburg	171	T	Colorado State
6a	Justin Rogers	180	LB	Southern Methodist
6b	Mike Richardson	202	CB	Notre Dame
6c	Justise Hairston	208	RB	Central Connecticut

2007 (Cont.)

6d	Corey Hilliard	209	T	Oklahoma State
7a	Oscar Lua	211	LB	Southern Cal
7b	(To Miami as part of trade for WR Wes Welker)			
7c	Mike Elgin	247	G/C	Iowa

2007 Draft Notes

For more details on all trades involving draft picks, please see trades list on following pages.

5, 6c, 6d and 7c were awarded as compensatory draft choices.

- Pick acquired from Seattle in exchange for WR Deion Branch.
- Pick acquired from San Francisco along with a 2008 first-round selection in exchange for a 2007 first-round selection (28 overall).
- Pick acquired from Arizona in exchange for T Brandon Gorin.
- Pick Acquired from Oakland along with a 2008 third-round selection in exchange for a 2007 third-round selection (91 overall).

2006

Rd	Player	Pk	Pos	College
1	Laurence Maroney	21	RB	Minnesota
2	Chad Jackson	36	WR	Florida
3	David Thomas	86	TE	Texas
4a	Garrett Mills	106	FB	Tulsa
4b	Stephen Gostkowski	118	K	Memphis
5	Ryan O'Callaghan	136	T	California
6a	Jeremy Mincey	191	LB	Florida
6b	Dan Stevenson	205	G	Notre Dame
6c	Le Kevin Smith	206	DL	Nebraska
7	Willie Andrews	229	DB	Baylor

2006 Draft Notes

6b and 6c were awarded as compensatory draft choices.

- Pick acquired from Green Bay in exchange for a 2006 second-round pick (52 overall) and a 2006 third-round pick (75 overall).
- Pick acquired from Detroit in exchange for a 2005 fifth-round pick (145 overall) and a 2005 sixth-round pick (206 overall).
- Pick acquired from Oakland along with a 2005 seventh-round pick (230 overall) in exchange for a 2005 sixth-round pick (175 overall).

2005

Rd	Player	Pk	Pos	College
1	Logan Mankins	32	OL	Fresno State
3a	Ellis Hobbs	84	CB	Iowa State
3b	(To Arizona as part of trade for CB Duane Starks)			
3c	Nick Kaczur	100	T	Toledo
4	James Sanders	133	S	Fresno State
5a	(To Arizona as part of trade for CB Duane Starks)			
5b	Ryan Claridge	170	LB	Nevada-Las Vegas
7a	Matt Cassel	230	QB	Southern Cal
7b	Andy Stokes	255	TE	William Penn

2005 Draft Notes

3c, 5b and 7b were awarded as compensatory draft choices.

- Pick acquired from Baltimore along with a 2005 sixth round choice (195 overall) and a 2006 third round choice in exchange for a 2005 second round choice (64 overall).
- Pick acquired from Oakland along with a 2006 fifth round choice (136 overall) in exchange for a 2005 sixth round choice (175 overall).

2004

Rd	Player	Pk	Pos	College
1a	Vince Wilfork	21	DT	Miami (Fla.)
1b	Benjamin Watson	32	TE	Georgia
2a	(To Cincinnati in exchange for RB Corey Dillon)			
2b	Marquise Hill	63	DE	Louisiana State
3	Guss Scott	95	S	Florida
4	Dexter Reid	113	S	North Carolina
4b	Cedric Cobbs	128	RB	Arkansas
5	P.K. Sam	164	WR	Florida State
6	(To Pittsburgh in compensation for RFA Rodney Bailey)			
7	Christian Morton	233	CB	Illinois

2004 Draft Notes

- Pick acquired from Baltimore along with a 2003 second round pick (41 overall) in exchange for a 2003 first round selection (19 overall).
- Pick acquired from New Orleans along with a 2003 third round pick (78 overall) and a 2003 seventh round choice (239th overall) in exchange for S Tebucky Jones.

PATRIOTS ALL-TIME DRAFT

2003

Rd	Player	Pk	Pos	College
1	Ty Warren	13	DT	Texas A&M
2a	Eugene Wilson	36	CB	Illinois
2b	Bethel Johnson	45	WR	Texas A&M
4a	Dan Klecko	117	DT	Temple
4b	Asante Samuel	120	CB	Central Florida
5	Dan Koppen	164	C	Boston College
6	Kliff Kingsbury	201	QB	Texas Tech
7a	Spencer Nead	234	TE	BYU
7b	Tully Banta-Cain	239	LB	California
7c	Ethan Kelley	243	DT	Baylor

2003 Draft Notes

- 1 Pick acquired from Chicago for the Patriots 2003 first round pick (14 overall) and a 2003 sixth round pick (193 overall).
- 2a Pick acquired from the Houston Texans along with a 2003 fourth round pick (117 overall) for a 2003 second round pick (41 overall) and a 2003 third round pick (75 overall).
- 2b Pick acquired from the Carolina Panthers for a 2003 second round pick (50 overall) and a 2003 fourth round pick (120 overall).
- 4a Pick acquired from the Houston Texans along with a 2003 second round pick (36 overall) for a 2003 second round pick (41 overall) and a 2003 third round pick (75 overall).
- 4b Pick acquired from Denver for a 2003 fourth round pick (128 overall) and a 2003 fifth round pick (157 overall).
- 5 Pick acquired from the Tennessee Titans along with a 2003 sixth round pick (201 overall) and a 2003 seventh round pick (243 overall) for a 2003 fifth round pick (154 overall) and a 2003 seventh round pick (225 overall).
- 6 Pick acquired from the Tennessee Titans along with 2003 fifth round pick (164 overall) and a 2003 seventh round pick (243 overall) for the a 2003 fifth round pick (154 overall) and a 2003 seventh round pick (225 overall).
- 7b Pick acquired from New Orleans along with a 2003 third round pick (78 overall) and a 2004 fourth round pick for Tebucky Jones.
- 7c Pick acquired from the Tennessee Titans along with a 2003 fifth round pick (164 overall) and a 2003 sixth round pick (201 overall) for the Patriots 2003 fifth round pick (154 overall) and a 2003 seventh round pick (225 overall).

2002

Rd	Player	Pk	Pos	College
1	Daniel Graham	21	TE	Colorado
2	Deion Branch	65	WR	Louisville
4a	Rohan Davey	117	QB	LSU
4b	Jarvis Green	126	DE	LSU
7a	Antwoine Womack	237	RB	Virginia
7b	David Givens	253	WR	Notre Dame

2002 Draft Notes

- 1 Pick acquired from Washington for the Patriots first round pick (32nd overall), third round pick (96th) and seventh round pick (234th) of the 2002 draft.
- 4a Pick obtained from the Denver Broncos in exchange for the Patriots 2002 fourth round pick (131st overall) and fifth round (144th).
- 4b Pick acquired from Green Bay for WR Terry Glenn.
- 7a Pick obtained from the Dallas Cowboys, along with 2003 fifth round choice, in exchange for the Patriots 2002 fifth round pick (168th overall).

2001

Rd	Player	Pk	Pos	College
1	Richard Seymour	6	DT	Georgia
2	Matt Light	48	OL	Purdue
3	Brock Williams	86	CB	Notre Dame
4a	Kenyatta Jones	96	OL	South Florida
4b	Jabari Holloway	119	TE	Notre Dame
5	Hakim Akbar	163	S	Washington
6a	Arther Love	180	TE	South Carolina State
6b	Leonard Myers	200	CB	Miami (Fla.)
7a	Owen Pochman	216	K	Brigham Young
7b	T.J. Turner	239	LB	Michigan State

2001 Draft Notes

- 5, 6b and 7b denote compensatory picks obtained from the NFL.
- 2 Pick acquired from Detroit for a 2001 second round (50 overall, from Pittsburgh) pick and a sixth round (173 overall, from San Francisco) pick
- 3 Pick acquired from Minnesota (NE trades third round selection - 69 overall to Minnesota for their third round pick - 86 overall and fourth round selection - 119 overall)

2001

- 4a Pick acquired from San Diego (NE trades fourth round selection - 112 overall and fifth round selection - 139 overall to San Diego for their fourth round pick - 96th overall)
- 4b Pick from Minnesota in previously mentioned trade
- 6a Pick acquired from Detroit (NE trades fifth round selection - 149 overall to Detroit for their sixth round pick-180 overall and their seventh round pick-216 overall)
- 7a Pick from Detroit in previously mentioned trade

2000

Rd	Player	Pk	Pos	College
1	Pick to N.Y. Jets	16		
2	Adrian Klemm	46	T	Hawaii
3	J.R. Redmond	76	RB	Arizona State
4	Greg Robinson-Randall	127	T	Michigan State
5a	Dave Stachelski	141	TE	Boise State
5b	Jeff Marriott	161	DT	Missouri
6a	Antwan Harris	187	CB	Virginia
6b	Tom Brady	199	QB	Michigan
6c	David Nugent	201	DT	Purdue
7a	Pick to San Francisco from Philadelphia			
7b	Casey Tisdale	226	LB	New Mexico
7c	Patrick Pass	239	RB	Georgia

2000 Draft Notes

- 1 Awarded to N.Y. Jets in compensation for Bill Belichick
- 4, 6b, 6c and 7c denote compensatory picks obtained from the NFL.
- 5b From the St. Louis Rams for DE Mike Jones
- 7a Pick acquired from Philadelphia for WR Dietrich Jells, then traded to San Francisco for a sixth round pick in 2001.

1999 Supplemental Draft

Sept. 3, 1999

Rd	Player	Pos	College
4	Juan Cherry	CB	Arizona State

1999

Rd	Player	Pk	Pos	College
1a	Damien Woody	17	C	Boston College
1b	Choice to Seattle	20		
1c	Andy Katzenmoyer	28	LB	Ohio State
2a	Kevin Faulk	46	RB	LSU
2b	Pick to Tennessee	52		
3a	Pick to Seattle	82		
3b	Tony George	91	DB	Florida
4a	Pick to Tennessee	117		
5	Derrick Fletcher	154	OL	Baylor
6a	Marcus Washington	180	DB	Colorado
6b	Pick to Seattle	191		
7a	Michael Bishop	227	QB	Kansas State
7b	Sean Morey	241	WR	Brown

1999 Draft Notes

- 1b Pick to Seattle - (NE trades picks-20th, 82nd and 191st overall for Seattle's 1999 1st round pick-17th overall)
- 1c From N.Y. Jets in compensation for Bill Parcells
- 2b Pick to Tennessee - (NE trades picks-52nd and 117th overall for Tennessee's 1999 2nd round pick-46th overall)
- 3a Pick to Seattle in previously mentioned trade
- 3b From Minnesota Vikings in a trade for CB Jimmy Hitchcock
- 4a Pick to Tennessee in previously mentioned trade
- 6a From Baltimore Ravens in a trade for TE Lovett Purnell
- 6b Pick to Seattle in previously mentioned trade
- 7b From the NFL as compensation for losing free agent FBs Keith Byars and Sam Gash

1998

Rd	Player	Pk	Pos	College
1a	Robert Edwards	18	RB	Georgia
1b	Tebucky Jones	22	DB	Syracuse
2a	Tommy Simmons	52	WR	Wisconsin
2b	Rod Rutledge	54	TE	Alabama
3a	Chris Floyd	81	FB	Michigan
3b	Greg Spires	83	DE	Florida State
4	Leonta Rheaums	115	DT	Houston
5	Ron Merkerson	145	LB	Colorado
6	Harold Shaw	176	RB	Southern Mississippi
7	Jason Andersen	211	OL	Brigham Young

1998 Draft Notes

- 1a From N.Y. Jets in compensation for Curtis Martin
- 2a From N.Y. Jets in compensation for Bill Parcells
- 3a From N.Y. Jets in compensation for Curtis Martin

PATRIOTS ALL-TIME DRAFT

1997

Rd	Player	Pk	Pos	College
1	Chris Canty	29	DB	Kansas State
2	Brandon Mitchell	59	DT	Texas A&M
3a	Sedrick Shaw	61	RB	Iowa
3b	Chris Carter	89	DB	Texas
4a	Damon Denson	97	OL	Michigan
4b	Ed Ellis	125	OL	Buffalo
5	Vernon Crawford	159	LB	Florida State
6	Tony Gaiter	192	WR	Miami (Fla.)
7	Scott Rehberg	230	OL	Central Michigan

1997 Draft Notes

- 3a From N.Y. Jets in compensation for Bill Parcells
4a From N.Y. Jets in compensation for Bill Parcells

1996

Rd	Player	Pk	Pos	College
1	Terry Glenn	7	WR	Ohio State
2a	Lawyer Milloy	36	DB	Washington
2b	Pick to Oakland			
3a	Pick to Kansas City			
3b	Pick to Detroit			
3c	Tedy Bruschi	86	LB	Arizona
4a	Heath Irwin	101	G	Colorado
4b	Chris Sullivan	119	DE	Boston College
4c	Kantroy Barber	124	FB	West Virginia
5a	John Elmore	139	G	Texas
5b	Christian Peter	149	DT	Nebraska
6a	Chris Griffin	173	TE	New Mexico
6b	Mario Grier	195	RB	Tenn.-Chattanooga
6c	Devin Wyman	206	DT	Kentucky State
7a	Lovett Purnell	216	TE	West Virginia
7b	J.R. Conrad	247	G	Oklahoma

1996 Draft Notes

- 2b Pick to Oakland - (NE trades pick-57th overall for Oakland's 1996 third round selection-76th overall, 1996 fourth-round selection-124th overall and fifth-round pick-149th overall)
3a Pick to Kansas City - (NE trades pick for Kansas City's 1995 fourth round pick, 112 overall--Dave Wohlabaugh)
3b Pick to Detroit - (NE trades pick-76th overall to Detroit for their third round selection-86th overall, fourth-119th overall and sixth round-195th overall selections)
3c From Detroit in previously mentioned trade
4b From Detroit in previously mentioned trade
4c From S.F. through Oakland
5b From Oakland in previously mentioned trade
6b From Detroit in previously mentioned trade
6c Compensatory Pick
7b Compensatory Pick

1995

Rd	Player	Pk	Pos	College
1	Iy Law	23	CB	Michigan
2	Ted Johnson	57	LB	Colorado
3a	Curtis Martin	74	RB	Pittsburgh
3b	Jimmy Hitchcock	88	CB	North Carolina
4a	David Wohlabaugh	112	C	Syracuse
4b	Pick to Pittsburgh			
5	Pick to Houston			
6	Dino Philyaw	195	RB	Oregon
7	Carlos Yancy	234	CB	Georgia

1995 Draft Notes

- 3a From Eagles in compensation for FB Kevin Turner
4a From Kansas City for Patriots 1996 third round pick
4b Pick traded to Pittsburgh for RB Leroy Thompson
5 Awarded to Houston in compensation for restricted free agent DE Tim Roberts
7 From Cleveland in exchange for the 231st selection

1994

Rd	Player	Pk	Pos	College
1	Willie McGinest	4	LB	Southern Cal
2	Kevin Lee	35	WR	Alabama
3a	Pick to San Diego			
3b	Ervin Collier	78	NT	Florida A&M
3c	Joe Burch	90	C	Texas Southern
4a	Pick to Arizona			
4b	John Burke	121	TE	Virginia Tech
5a	Pick to San Diego			
5b	Pat O'Neill	135	P	Syracuse
6a	Steve Hawkins	166	WR	Western Michigan
6b	Max Lane	168	OT	Navy
7a	Jay Walker	198	QB	Howard
7b	Marty Moore	222	LB	Kentucky

1994 (Cont.)

1994 Draft Notes

- 3a Traded to San Diego along with a fifth-round pick (137th overall) for the Chargers' third round choice (78th overall) and RB Marion Butts
3b From San Diego in trade described earlier
3c From Miami, along with a 1993 draft pick, Todd Rucci, in exchange for WR Irving Fryar
4a Traded to Arizona for its fourth round pick from Miami, 121 overall, and its fifth round pick from the LA Rams, 135 overall
6b From Seattle in a trade for Jon Vaughn
7b From Dallas in exchange for QB Hugh Millen

1993

Rd	Player	Pk	Pos	College
1	Drew Bledsoe	1	QB	Washington St.
2a	Chris Slade	31	LB	Virginia
2b	Todd Rucci	51	OL	Penn State
2c	Vincent Brisby	56	WR	NE Louisiana
4a	Kevin Johnson	86	NT	Texas Southern
4b	Corwin Brown	110	DB	Michigan
5a	Scott Sisson	113	K	Georgia Tech
5b	Richard Griffith	138	TE	Arizona
6	Lawrence Hatch	142	DB	Florida
8	Troy Brown	198	WR/KR	Marshall

1993 Draft Notes

- 2b From Miami, along with a 1994 draft pick, in exchange for WR Irving Fryar
2c As a result of the L.A. Raiders passing on their selection in the second round, the Patriots' first selection of the third round reverted to being the 27th pick in the second round
4b From Green Bay in exchange for RB John Stephens. The Patriots then traded that pick, 15th in the second and 99th overall, to San Diego in exchange for the Chargers' 1993 fourth round, 110th pick and a 1993 fifth round, 138th pick

1992

Rd	Player	Pk	Pos	College
1	Eugene Chung	13	OL	Virginia Tech
2	Rod Smith	35	DB	Notre Dame
3a	Todd Collins	64	LB	Carson-Newman
3b	Kevin Turner	71	RB	Alabama
4a	Dion Lambert	90	CB	UCLA
4b	Darren Anderson	93	CB	Toledo
5	Dwayne Sabb	116	LB	New Hampshire
6	Tracy Boyd	165	OG	Elizabeth City St.
7a	Wayne Hawkins	176	WR	Southwest St.
7b	Jim Gray	194	DT	West Virginia
8a	Scott Lockwood	204	RB	Southern Cal.
8b	Sam Gash	205	RB	Penn State
9	David Dixon	232	DT	Arizona State
10a	Turner Baur	261	TE	Stanford
10b	Steve Gordon	277	OC	California
11	Mike Petko	288	LB	Nebraska
12	Freeman Baysinger	333	WR	Humboldt State

1992 Draft Notes

- 1 From Dallas, along with a third round pick in 1991, in exchange for Patriots' first round, 19th pick from Atlanta, second round, 37th pick and fourth round, 104th pick from Atlanta
2 Acquired from Phoenix in exchange for Patriots' second round, 46th pick and fourth round, 100th pick in 1991
3b Acquired from Dallas through Minnesota, along with first round pick in 1992, in exchange for a first round, 19th pick from Atlanta, second round, 37th pick and fourth round, 104th pick from Atlanta in 1992
4a Acquired from San Diego in a 1991 draft day trade in exchange for a fifth round, 127th pick from Pittsburgh in 1991
5 Acquired from Tampa Bay in a trade for Jesse Solomon
6 Acquired from Detroit, along with seventh round pick in 1992, a 10th round pick in 1992 and a 12th round pick in 1992, in exchange for Patriots' sixth round, 145th pick from Phoenix, in 1992
7b Acquired from Detroit in earlier listed trade
8a Acquired from Cleveland in exchange for OG Fred Childress
10b Acquired from Detroit in earlier listed trade
12 Acquired from Detroit -- see sixth round details

1991

Rd	Player	Pk	Pos	College
1a	Pat Harlow	11	T	Southern California
1b	Leonard Russell	14	RB	Arizona State
2	Jerome Henderson	41	CB	Clemson
3	Calvin Stephens	56	G	South Carolina

PATRIOTS ALL-TIME DRAFT

1991 (Cont.)

4	Scott Zolak	84	QB	Maryland
5a	Jon Vaughn	112	RB	Michigan
5b	Ben Coates	124	TE	Livingstone College
6	David Key	140	CB	Michigan
7	Blake Miller	168	C	Louisiana State
8	Harry Colon	196	SS	Missouri
9	O'Neil Glenn	224	G	Maryland
10	Randy Bethel	251	TE	Miami (Fla.)
11a	Vincent Moore	279	WR	Tennessee
11b	Paul Alsbury	303	P	SW Texas State
12	Timothy Edwards	307	DT	Delta State

1991 Draft Notes

- 1a Patriots traded their first round selection, 1st pick, for Cowboys' first round selection, 11th pick, and Dallas' second round selection, 41st pick
- 1b Pick from Dallas in exchange for Patriots' 1st round, 17th pick acquired from Houston, and Patriots' 1991 4th round, 110th pick, acquired from Buffalo in 1990
- 2 Pick from Dallas in previously mentioned trade
- 5b Pick from L.A. Raiders through Dallas, along with a 4th round pick in 1992, in exchange for Patriots' 1991 4th round selection, 100th pick, acquired from Pittsburgh
- 11b Pick from San Diego through the L.A. Raiders, along with a 4th round selection in 1992, in exchange for Patriots' 1991 5th round selection, 127th pick, acquired from Pittsburgh

1990

Rd	Player	Pk	Pos	College
1a	Chris Singleton	8	LB	Arizona
1b	Ray Agnew	10	DE	North Carolina State
2	Pick to Seattle			
3a	Tom Hodson	59	QB	Louisiana State
3b	Greg McMurry	80	WR	Michigan
5a	Junior Robinson	110	DB	East Carolina
5b	Jon Melander	113	OT	Minnesota
5c	James Gray	120	RB	Texas Tech
6	Pick to Dallas			
7	Pick to Buffalo			
8	Pick to Dallas			
9	Shawn Bouvens	226	OG	Nebraska - Wesleyan
10	Anthony Landry	253	RB	Stephen F. Austin
11	Sean Smith	280	DE	Georgia Tech
12a	Ventson Donelson	309	DB	Michigan St.
12b	Blaine Rose	322	OG	Maryland

1990 Draft Notes

- 1a Patriots traded their 1st round, third overall, and 2nd round, 29th overall pick for Seahawks' two 1st round selections, 8th and 10th picks and Seattle's 3rd round pick
- 1b Pick from Seattle in previously mentioned trade
- 3b Acquired from Dallas along with Cowboys' 7th round pick, later traded to Buffalo and the Cowboys' 5th round, 120th pick, in exchange for Patriots' 3rd round selection, originally Seattle's, NE's 6th round, 143rd pick, and 8th round, 197th pick
- 5a Pick from Washington, along with Redskins' 2nd pick in the 5th round, which was later traded to Denver, in exchange for Patriots' 4th round, 86th pick
- 5c Pick from Dallas in previously mentioned trade
- 12b Pick from Buffalo, along with a 4th round pick in 1991, in exchange for Patriots' two 7th round picks in 1990, one of which came from Dallas

1989

Rd	Player	Pk	Pos	College
1	Hart Lee Dykes	16	WR	Oklahoma State
2	Eric Coleman	43	DB	Wyoming
3a	Mary Cook	63	TE	Iowa
3b	Chris Gannon	73	DE	S.W. Louisiana
4a	Maurice Hurst	96	DB	Southern
4b	Michael Timpson	100	WR	Penn State
5	Pick to Green Bay			
6	Pick to LA Raiders			
7a	Eric Lindstrom	178	LB	Boston College
7b	Pick to San Diego			
8a	Rodney Rice	211	DB	Brigham Young
8b	Tony Zackery	224	DB	Washington
9a	Darron Norris	241	RB	Texas
9b	Curtis Wilson	248	OC	Missouri
10	Emanuel McNeil	268	NT	Tenn.-Martin
11	Tony Hinz	295	FB	Harvard
12	Aaron Chubb	325	LB	Georgia

1989 (Cont.)

1989 Draft Notes

- 3a Pick from Tampa Bay for Stephen Starring trade of 1988
- 4a From Washington in exchange for the Patriots 5th-round pick of 1988
- 5 127th pick, sent to Green Bay through Cleveland as part of 1988 trade for Mike Baab
- 6 Patriots traded their 6th round, 157th pick, for Raiders' 6th round pick, 166, and NE gains Raiders' 8th round, 224th pick
- 7a From Raiders as part of Brian Holloway trade of 1987
- 7b Sent to San Diego for Thomas Benson trade of 1988
- 8b From Raiders as part of draft-day trade exchanging 6th round picks; originally San Francisco's pick
- 9b From Minnesota for Patriots' 11th-round pick of 1988

1988

Rd	Player	Pk	Pos	College
1	John Stephens	17	RB	Northwestern (La.) St.
2	Vincent Brown	43	LB	Miss. Valley St.
3	Tom Rehder	69	T	Notre Dame
4a	Tim Goad	87	NT	North Carolina
4b	Sammy Martin	97	WR/KR	LSU
4c	Teddy Garcia	100	K	Northeast Louisiana
5	Troy Wolkow	115	G	Minnesota
6	Steve Johnson	154	TE	Virginia Tech
7	Darryl Usher	181	WR/KR	Illinois
8	Pick to Chicago			
9	Neil Galbraith	240	CB	Central (Ok.) St.
10	Rodney Lossow	267	C	Wisconsin
11	Marvin Allen	294	RB	Tulane
11b	Pick to Minnesota			
12	Dave Nugent	321	NT	Boston College

1988 Draft Notes

- 4a From Tampa Bay in exchange for NE's 1987 fifth-round pick
- 4b From Minnesota in 1987 trade for QB Rich Gannon
- 8 Patriots selection 236th to Chicago as part of QB Doug Flutie trade
- 10 From L.A. Raiders as part of 1987 trade for OT Brian Holloway
- 11b Patriots selection 296th traded to Minnesota in exchange for Vikings' ninth-round choice in 1989

1987

Rd	Player	Pk	Pos	College
1	Bruce Armstrong	23	OT	Louisville
2	Pick to Tampa Bay			
3a	Bob Perryman	79	RB	Michigan
3b	Pick to LA Raiders			
4a	Rich Gannon	98	QB-RB	Delaware
4b	Derrick Beasley	102	DB	Winston-Salem
4c	Tim Jordan	107	LB	Wisconsin
5a	Danny Villa	113	OT	Arizona State
5b	Tom Gibson	116	DE	Northern Arizona
6	Gene Taylor	163	WR	Fresno State
7	Pick to Tampa Bay			
8	Pick to Kansas City			
9	Pick to Tampa Bay			
10	Pick to LA Raiders			
11	Carlos Reveiz	302	K	Tennessee
12	Elgin Davis	330	RB	Central Florida

1987 Draft Notes

- 2 Patriots' selection 51 overall traded to Tampa Bay as part of OT-OG Sean Farrell trade which also included 7th and 9th round picks in the 1987 draft
- 3b Patriots trade 81st overall selection and 10th round pick, 275 overall, to LA Raiders for Raiders' two fourth round picks, 98 and 102 overall; 81st overall pick originally from Washington for WR Ricky Sanders trade
- 4a Pick from LA Raiders in trade mentioned above
- 4b Pick from LA Raiders in trade mentioned above
- 5a Pick from San Diego for DB Vencie Glenn trade
- 5b Pick from Tampa Bay for Patriots' 6th round pick in 1986
- 7 Patriots' selection 191 overall traded to Tampa Bay as part of Sean Farrell trade
- 8 Patriots' selection 219 overall traded to KC for TE Willie Scott
- 9 Patriots' selection 247 overall traded to Tampa Bay as part of OT Sean Farrell trade
- 10 Patriots' selection, 275 overall, and 3rd round pick, 81 overall, traded to LA Raiders for two fourth round picks, 98 and 102 overall

PATRIOTS ALL-TIME DRAFT

1986

Rd	Player	Pk	Pos	College
1	Reggie Dupard	26	RB	Southern Methodist
2a	Mike Ruth	42	NT	Boston College
2b	Vencie Glenn	54	DB	Indiana State
3	Patriots' selection 81			overall forfeited
4	Scott Gieselman	109	TE	Boston College
5	Greg Robinson	137	OL	Sacramento St.
6	Pick to Tampa Bay			
7a	Ray McDonald	187	WR	Florida
7b	Brent Williams	193	DE	Toledo
8	Greg Baty	220	TE	Stanford
9	George Colton	248	OG	Maryland
10	Cletis Jones	276	RB	Florida State
11	Gene Thomas	303	WR	U of Pacific
12	Don McAulay	330	K	Syracuse

1986 Draft Notes

- 2a Pick from Seattle as part of Bob Cryder trade of 1984
- 6 Patriots' selection 164 overall traded to Tampa Bay for Buccaneers' fifth-round pick in 1987
- 7a Pick from San Francisco as part of Matt Cavanaugh trade of 1983)

1985

Rd	Player	Pk	Pos	College
1a	Pick to San Francisco			
1b	Trevor Matich	28	OC	BYU
2	Garin Veris	48	DE	Stanford
2b	Jim Bowman	52	DB	Central Michigan
2c	Ben Thomas	56	DE	Auburn
3a	Pick to San Francisco			
3b	Audrey McMillian	84	DB	Houston
4a	Tom Itoh	102	OT	Western Michigan
4b	Gerard Phelan	108	WR	Boston College
5	Pick to Cincinnati			
6	Pick to Philadelphia			
7a	Pick to LA Raiders			
7b	Pick to LA Raiders			
8a	Pick to Atlanta			
8b	Miford Hodge	224	DE	Washington St.
9	Pick to Pittsburgh			
10	Pick to Denver			
11	Paul Lewis	296	RB	Boston University
12	Tony Mumford	328	RB	Penn State

1985 Draft Notes

- 1a Patriots trade their 1st round choice, 16th overall, along with their third round choice, 75th overall, to San Francisco for their first, 28th overall, second 56th overall, and third round, 84th overall, picks
- 1b Pick from San Francisco in trade mentioned above
- 2b Pick from LA Raiders part of Mike Haynes deal of 1983
- 2c Pick from San Francisco in trade mentioned above
- 3a Pick to San Francisco in trade mentioned above
- 3b Pick from San Francisco in trade mentioned above
- 4b Pick from LA Raiders part of Shelby Jordan deal of 1983
- 5 Pick to Cincinnati as part of WR Irving Fryar tradeup deal of 1984
- 6 Pick to Philadelphia as part of K Tony Franklin deal of 1984
- 7a Pick to LA Raiders as part of the Mike Haynes deal of 1983
- 8a Pick to Atlanta for DB Rod McSwain
- 8b Pick from San Francisco part of Matt Cavanaugh deal of 1983
- 9 Pick to Pittsburgh for WR Greg Hawthorne (1984)
- 10 Pick to Denver for P Luke Prestridge (1984)

1984

Rd	Player	Pk	Pos	College
1	Irving Fryar	1	WR	Nebraska
2	Ed Williams	43	LB	Texas
3	Jonathan Williams	70	RB	Penn State
5	Paul Fairchild	124	OG	Kansas
6	Ernest Gibson	151	DB	Furman
7a	Bruce Kallmeyer	184	K	Kansas
7b	Derwin Williams	192	WR	New Mexico
8	James Keyton	211	OT	Arizona State
9a	Scott Bolzan	238	OT	Northern Illinois
9b	David Windham	251	LB	Jackson State
11	Charlie Flager	292	OG	Washington St.
12	Harper Howell	319	TE	UCLA

SUPPLEMENTAL DRAFT:

- 1 Ricky Sanders 16 WR SW Texas St.
- 2 Eric Jordan 43 RB Purdue
- 3 Walter Lewis 70 QB Alabama

1984 (Cont.)

1984 Draft Notes

- 7b Pick from San Fran. for CB Ricky Smith
- 9b Pick from Washington for DE Tony McGee

1983

Rd	Player	Pk	Pos	College
1	Tony Eason	15	QB	Illinois
2	Darryl Wilson	47	WR	Tennessee
3a	Stephan Starring	74	WR	McNeese St.
3b	Steve Moore	80	OL	Tennessee St.
4	Johnny Rembert	101	LB	Clemson
5a	Smiley Creswell	118	DE	Michigan St.
5b	Darryl Lewis	128	TE	Texas-Arlington
6	Mike Bass	155	K	Illinois
7	Craig James	187	RB	SMU
	Washington-USFL			
8	Ronnie Lippett	214	DB	Miami (FL)
9a	Ricky Williams	233	RB	Langston
9b	Mark Keel	240	TE	Arizona
	Arizona—USFL			
10a	James Williams	264	TE	Wyoming
10b	Toby Williams	265	DE	Nebraska
10c	Tom Ramsey	267	QB	UCLA
	Los Angeles—USFL			
11a	Steve Parker	292	WR	Abilene Christian
11b	Calvin Eason	294	DB	Houston
12a	Waddell Kelly	319	RB	Arkansas St.
12b	Andy Ekern	326	OT	Missouri

1983 Draft Notes

- 3b Pick from S.D. in Tim Fox trade
- 5a Pick from Chicago in LB Rod Shoate trade
- 9a Pick from New Orleans
- 10a Pick from NY Giants in LB Bill Matthews trade
- 10b Pick from New Orleans
- 11a Pick from New Orleans
- 12a Pick from New Orleans

1982

Rd	Player	Pk	Pos	College
1a	Ken Sims	1	DE	Texas
1b	Lester Williams	27	DT	Miami (FL)
2a	Robert Weathers	40	RB	Arizona St.
2b	Andre Tippett	41	LB	Iowa
2c	Darryl Haley	55	OT	Utah
3a	Cedric Jones	56	WR/KR	Duke
3b	Clayton Weishuhn	60	LB	Angelo St.
4a	George Crump	85	DE	East Carolina
4b	Brian Ingram	111	LB	Tennessee
5	Fred Marion	112	DB	Miami (FL)
6	Ricky Smith	141	DB	Alabama State
7	Jeff Roberts	168	LB	Tulane
8	Ken Collins	197	LB	Washington St.
9	Kelvin Murdock	224	WR	Troy State
10	Brian Clark	253	K	Florida
11a	Used to select WR Chy Davidson of Rhode Island in 1981 supplemental draft.			
11b	Steve Sandon	296	QB	Northern Iowa
12	Greg Taylor	308	WR/KR	Virginia

1982 Draft Notes

- 1b Pick from San Francisco in TE Russ Francis deal
- 2a Pick from San Diego in FS Tim Fox deal
- 2b Pick from San Francisco in TE Russ Francis deal
- 2c Pick from San Francisco in TE Russ Francis deal
- 3b Pick from Seattle for RB Horace Ivory
- 4b Pick from San Francisco in TE Russ Francis deal
- 11b Pick from NY Giants for DB Bill Currier

1981

Rd	Player	Pk	Pos	College
1	Brian Holloway	19	OT	Stanford
2	Tony Collins	47	RB/KR	East Carolina
3	Pick to Minnesota			
4	Don Blackmon	102	LB	Tulsa.
5	Steve Clark	130	DE	Kansas State
6	Ron Wooten	157	OG	North Carolina
7	Ken Toler	185	WR	Mississippi
8a	Ken Naber	194	P	Stanford
8b	Lin Dawson	212	TE	North Carolina St.
9	Pick to Detroit			
10	Pick to Cleveland			
11	Brian Buckley	295	QB	Harvard
12	Cris Crissy	323	DB/KR	Princeton

PATRIOTS ALL-TIME DRAFT

1981 (Cont.)

1981 Draft Notes

- 3 Pick to Minnesota for RB Chuck Foreman
- 8a Pick from N.O. for OG Sam Adams
- 9 Pick to Detroit for LB Ed O'Neill
- 10 Pick to Cleveland for DE Ernest Pirce

1980

Rd	Player	Pk	Pos	College
1a	Roland James	14	DB	Tennessee.
1b	Vagas Ferguson	25	RB	Notre Dame
2	Larry McGrew	45	LB	USC
3	Steve McMichael	73	DT	Texas
4	Pick to Los Angeles			
5	Doug McDougald	124	DE	VPI
6a	Pick to Cleveland			
6b	Preston Brown	160	WR/KR	Vanderbilt
7	Tom Kearns	180	OG	Kentucky
8	Mike House	208	TE	Pacific
9	Barry Burget	235	LB	Oklahoma
10	Tom Daniel	266	OC	Georgia Tech
11	Mike Hubach	293	P	Kansas
12	Jimmy Jordan	320	QB	Florida State

1980 Draft Notes

- 1b Pick from Houston in OT Leon Gray deal
- 4 Pick to Los Angeles in WR Harold Jackson deal
- 6a Pick to Cleveland for DE Mike St. Clair
- 6b From Houston in OT Leon Gray deal

1979

Rd	Player	Pk	Pos	College
1	Rick Sanford	25	DB	South Carolina
2	Bob Golic	52	LB	Notre Dame
3	Pick to Los Angeles			
4	Eddie Hare	106	P	Tulsa
5	John Zamberlin	135	LB	Pacific Lutheran
6	Pick to Pittsburgh			
7a	Judson Flint	177	DB	Memphis State
7b	Pick forfeited			
8	Randy Love	216	RB	Houston
9	John Spagnola	245	TE	Yale
10a	Martin Cox	270	WR	Vanderbilt
10b	Allan Clark	271	RB	Northern Arizona
11	Pick to Washington			
12	Pick to Detroit			

1979 Draft Notes

- 3 Pick to Los Angeles in WR Harold Jackson deal
- 6 Pick to Pittsburgh for DE Dave Pureifory
- 7a Pick from Washington
- 10a Pick from Denver for OT Tom Neville
- 12 Pick to Detroit for OT Bob McKay

1978

Rd	Player	Pk	Pos	College
1	Bob Cryder	18	G	Alabama
2	Matt Cavanaugh	50	QB	Pittsburgh
3	Carlos Pennywell	77	WR	Grambling
4	Dwight Wheeler	102	T	Tennessee St.
5	Bill Matthews	129	LB	South Dakota St.
6	Kem Coleman	156	LB	Mississippi
7	Mike Hawkins	188	LB	Texas A&I
8a	Terry Falcon	198	G	Montana
8b	Mosi Tatupu	215	RB	Southern Calif.
9	Tim Petersen	242	LB	Arizona State
10	Bryan Ferguson	269	DB	Miami
11	Charlie Williams	296	LB	Florida
12	John Gibney	328	C	Colgate

1978 Draft Notes

- 8a Pick from Buffalo through Philadelphia for DB John Sanders

1977

Rd	Player	Pk	Pos	College
1a	Raymond Clayborn	16	DB	Texas
1b	Stanley Morgan	25	WR	Tennessee
2a	Horace Ivory	44	RB	Oklahoma
2b	Don Hasselbeck	52	TE	Colorado
3	Sidney Brown	82	DB	Oklahoma
4	Gerald Skinner	109	T	Arkansas
5	Pick to St. Louis			
6	Pick to Houston			
7	Ken Smith	192	WR	Arkansas-Pine Bluff

1977 (Cont.)

8	Brad Benson	219	G	Penn State
9	Jerry Vogele	249	LB	Michigan
10a	John Rasmussen	276	T	Wisconsin
10b	Giles Alexander	279	DE	Tulsa
11	Ray Costick	303	LB	Mississippi State
12	Dave Preston	333	RB	Bowling Green

1977 Draft Notes

- 1a Pick from San Francisco for QB Jim Plunkett
- 2a Pick from San Francisco for QB Jim Plunkett
- 10b Pick from Oakland for RB Leon McQuay

1976

Rd	Player	Pk	Pos	College
1a	Mike Haynes	5	DB	Arizona State
1b	Pete Brock	12	C	Colorado
1c	Tim Fox	21	DB	Ohio State
2	Ike Forte	35	RB	Arkansas
3	Pick to Chicago			
4	Pick to Cleveland thru Philadelphia			
5	Pick to San Diego			
6a	Pick to New York Giants			
6b	Greg Boyd	170	DE	San Diego State
7a	Pick to Cincinnati			
7b	Perry Brooks	202	DT	Southern
8a	Pick to Philadelphia			
8b	Stu Betts	235	RB	Northern Michigan
9	Doug Beaudoin	243	DB	Minnesota
10	Ricky Feacher	270	WR	Miss. Valley
11	Donnie Thomas	298	LB	Indiana
12	Nathaniel Bell	325	DT	Tulane
13	James Jones	352	DB	Central Michigan
14	David Quehl	382	WR	Holy Cross
15	Bernard Coleman	409	WR	Bethune-Cookman
16	Clifford Brown	436	DT	Tuskegee
17	Todd Anderson	465	C	Stanford

1976 Draft Notes

- 1b Pick from San Francisco for QB Jim Plunkett
- 1c Pick from Houston through San Francisco for QB Jim Plunkett
- 3 Pick to Chicago for DE Tony McGee
- 4 Pick to Cleveland thru Philadelphia for LB Steve Zabel
- 5 Pick to San Diego for CB Bob Howard
- 6a Pick to NY Giants for RB Leon McQuay
- 6b Pick from Detroit for C Jon Morris
- 7a Pick to Cincinnati for RB Doug Dressler
- 7b Pick from Houston for TE Bob Adams
- 8a Pick to Philadelphia for LB Steve Zabel
- 8b Pick from Minnesota for C Doug Cumber

1975

Rd	Player	Pk	Pos	College
1	Russ Francis	16	TE	Oregon
2	Rod Shoate	41	LB	Oklahoma
3	Pete Cusick	66	DT	Ohio State
4a	Allen Carter	86	RB	So. California
4b	Steve Burks	91	WR	Arkansas State
5a	Steve Grogan	116	QB	Kansas State
5b	Steve Freeman	117	DB	Mississippi St.
6	Pick to Detroit			
7	Lawrence Williams	172	WR	Texas Tech
8	Pick to Chicago			
9	Pick to Pittsburgh			
10	Pick to Pittsburgh			
11	Rene Garnett	272	DB	Idaho State
12a	Matt Kendon	297	DT	Idaho State
12b	Conrad Holloway	306	QB	Tennessee
13	Joe Harvey	328	DE	Northern Michigan
14	Tom Gossom	353	WR	Auburn
15	Don Clayton	378	RB	Murray State
16	Kerry Marbury	403	RB	West Virginia
17	Myke Horton	428	T	UCLA

1975 Draft Notes

- 4a From San Diego through Cleveland
- 5b Pick from Philadelphia for RB John Tarver
- 6 Pick to Detroit for RB Leon Crosswhite
- 8 Pick to Chicago for DE Tony McGee
- 9 Pick to Pittsburgh for DE Craig Hanneman
- 10 Pick to Pittsburgh for LB George Webster
- 12b Pick from Washington

PATRIOTS ALL-TIME DRAFT

1974

Rd	Player	Pk	Pos	College
1	Pick to San Francisco			
2a	Steve Corbett	30	G	Boston College
2b	Steve Nelson	34	LB	North Dakota St.
3	Pick to Chicago through Washington			
4	Pick to Cincinnati			
5a	Andy Johnson	113	RB	Georgia
5b	Charlie Battle	124	LB-DE	Grambling
6a	Pick to Baltimore			
6b	Chuck Ramsey	141	P	Wake Forest
7	Maury Damkroger	178	LB	Nebraska
8	Pick to Chicago			
9	Ed McCartney	209	TE	NE Oklahoma
10	Pick to Pittsburgh			
11	Archie Gibson	268	RB	Utah State
12	Eddie Foster	296	T	Oklahoma
13	Phil Bennett	321	RB	Boston College
14	Cecil Owens	346	RB	Kentucky
15	Sam Hunt	374	LB	Stephen F. Austin
16	Lucious Selmon	399	DT	Oklahoma
17	Gary Hudson	424	DB	Boston College

1974 Draft Notes

- 1 Pick to San Francisco for TE Bob Windsor
- 2a Pick from Chicago
- 3 Pick to Chicago through Washington for DE Donnel Smith and Washington's 1974 seventh round choice
- 4 Pick to Cincinnati for LB Bill Peterson
- 5b Pick from Washington through New Orleans
- 6a Pick to Baltimore for DB Jack Mildren
- 6b Pick from Philadelphia for DE Dennis Wirgowski
- 7 Pick from Washington along with LB Brad Dusek for LB Brad Dusek and the Patriots 1974 third round choice
- 9 Pick from Houston for LB Steve Kiner

1973

Rd	Player	Pk	Pos	College
1a	John Hannah	4	G	Alabama
1b	Sam Cunningham	11	RB	Southern Cal
1c	Darryl Stingley	19	WR	Purdue
2	Pick to Cleveland thru N.Y. Giants			
3a	Brad Dusek	56	DB	Texas A&M
3b	Charles Davis	79	RB	Alcorn A&M
4	Allen Gallaher	82	T	So. California
5	Doug Dumlal	193	C	Nebraska
6	Pick to New Orleans			
7	Pick to Miami			
8	Isaac Brown	185	RB	W. Kentucky
9	David Callaway	212	T	Texas A&M
10	Dan Ruster	238	DB	Oklahoma
11	Homer May	264	TE	Texas A&M
12	Bruce Barns	290	P	UCLA
13	Alan Lowry	316	DB	Texas
14	Raymond Hamilton	342	LB	Oklahoma
15	Conde Pugh	358	DB	Norfolk State
16	Mike Kutter	394	DE	Concordia
17	Eddie McAshan	418	QB-DB	Georgia Tech

1973 Draft Notes

- 1b Pick from Los Angeles for DE Fred Dryer
- 1c Pick from Chicago for RB Carl Garrett
- 3b Pick from Dallas for WR Ron Sellers
- 6 Pick to New Orleans for LB Jim Flanigan
- 7 Pick to Miami for T Wayne Mass

1972

Rd	Player	Pk	Pos	College
1a	Pick to Minnesota as compensation for Joe Kapp			
1b	Pick to N.Y. Giants			
2a	Pick to Dallas			
2b	Tom Reynolds	49	WR	San Diego State
3a	Pick to Dallas			
3b	Jim White	73	DE	Colorado State U.
4	Pick to Dallas			
5a	Pick to Baltimore			
5b	Ron Bolton	124	DB	Norfolk State
6	Pick to Atlanta thru N.Y. Giants			
7a	Clark Hoss	165	TE	Oregon State
7b	John Tarver	165	RB	Colorado
8	Steve Beyrle	195	G	Kansas State
9	Mike Kelson	220	T	Arkansas
10	Mel Caraway	245	DB	N.E. Oklahoma
11	Rodney Cason	269	T	Angelo State

1972 (Cont.)

12	Steve Booras	295	DE	Mesa J.C.
13	Sam Elmore	325	DB	E. Michigan
14	Ed Rideout	350	WR	Boston College
15	Joel Kilmek	375	TE	Pittsburgh
16	Eric Dahl	400	DB	San Jose State
17	Junior Ah You	425	LB	Arizona State

1972 Draft Notes

- 1b Pick from Los Angeles for Phil Olsen sent to N.Y. Giants in trade for Fred Dryer
- 2a Pick to Dallas for DE Halvor Hagen and WR Harold Jackson
- 2b Pick from Kansas City for G Mo Moorman
- 3a Pick to Dallas for DE Halvor Hagen and WR Harold Jackson
- 3b Pick from Washington through L.A. Rams
- 4 Pick to Dallas for LB Steve Kiner
- 5b Pick from Oakland C Warren Koegel
- 6 Pick to Atlanta through Giants for WR Reggie Rucker
- 7b Pick from San Diego for RB Eddie Ray

1971

Rd	Player	Pk	Pos	College
1	Jim Plunkett	1	QB	Stanford
2	Julius Adams	27	DT	Texas Southern
3	Pick to Buffalo through Oakland			
4	Pick to Denver			
5	Tim Kelly	105	LB	Notre Dame
6	David Hardt	131	TE	Kentucky
7	Pick to Oakland			
8	Pick to Buffalo			
9	Josh Ashton	209	RB	Tulsa
10	Layne McDowell	235	T	Iowa
11	Dan Schneiss	251	TE	Nebraska
12	John Rodman	287	T	Northwestern
13	Lewis Swain	313	DB	Alabama A&M
14	Alfred Sykes	339	WR	Florida A&M

15	Nick McGarry	365	TE	Massachusetts
16	Jim Zikmund	391	DB	Kearney State
17	Ronald Leigh	417	DE	Elizabeth City St.

1971 Draft Notes

- 3 Pick to Buffalo through Oakland for DE Ike Lassiter
- 4 Pick to Denver
- 7 Pick to Oakland for DE Ike Lassiter
- 8 Pick to Buffalo

1970

Rd	Player	Pk	Pos	College
1	Phil Olsen	4	DT	Utah State
2	Pick to Houston			
3	Mike Ballou	56	LB	UCLA
4	Eddie Ray	83	DB	LSU
5	Bob Olson	107	LB	Notre Dame
6	Pick to Buffalo			
7	Odele Lawson	160	RB	Langston, Okla
8	Pick to New York Jets			
9	Dennis Wirgowski	212	DE	Purdue
10	Henry Brown	239	K-WR	Missouri
11	Dennis Bramlett	264	T	Texas-El Paso
12	Greg Roero	291	DT	N. Mex. Highlands
13	Ronnie Shelley	316	DB	Troy State
14	Garvie Crow	343	RB/TE	Michigan
15	Kent Schoolfield	368	WR	Florida A&M
16	Otis McDaniel	395	DE	Tuskegee
17	Joe Killingsworth	420	WR	Oklahoma

1970 Draft Notes

- 2 Pick to Houston for RB Sid Blanks, CB Larry Carwell, LB Ron Caveness and WR Charlie Frazier
- 5 Pick from Miami for LB Nick Buoniconti
- 6 Pick to Buffalo for S Tom Janik
- 8 Pick to N.Y. Jets

1969

Rd	Player	Pk	Pos	College
1	Ron Sellers	6	SE	Florida State
2	Mike Montler	32	G	Colorado
3	Carl Garrett	58	RB	N.M. Highlands
4	Pick to Denver through Kansas City			
5	Onree Jackson	110	QB	Alabama A&M
6	Pick to Oakland			
7	Rick Hackley	162	T	New Mexico State
8	Bob Gladieux	188	RB	Notre Dame
9a	Steve Alexakos	209	G-LB	San Jose St.

PATRIOTS ALL-TIME DRAFT

1969 (Cont.)

9b	Joe Walker	214	DE	Albany State
10	Dennis Devlin	240	DB	Wyoming
11	Barry Gallup	266	SE	Boston College
12	Richard Lee	292	DT	Grambling
13	Joe Leasey	318	LB	Alcorn A&M
14	John Cagle	344	LB	Clemson
15	Brant Conley	370	RB-P	Tulsa
16	Jim Vuono	396	LB	Adams State
17	George Muse	472	LB-DB	Grambling

1969 Draft Notes

- 4 Pick to Denver through Kansas City for RB Gene Thomas
6 Pick to Oakland for LB John Williamson
9a Pick from Buffalo for RB Bob Cappadonna

1968

Rd	Player	Pk	Pos	College
1	Dennis Byrd	6	DT	North Carolina State
2	Tom Funchess	32	T	Jackson State
3	Aaron Marsh	60	FL	Eastern Kentucky
4	R.C. Gamble	88	RB	South Carolina St.
5	Jim Smithberger	116	DB	Notre Dame
6	Pick to Cincinnati			
7	John Schneider	170	QB	Toledo
8	Daryl Johnson	197	DB	Morgan State
9	Pick to Houston			
10	John Outlaw	249	DB	Jackson State
11	Paul Feldhausen	278	T	Northland, Wis.
12	James Cheyunsiki	305	LB	Syracuse
13	Max Huber	332	T	Brigham Young
14	Henry McKay	358	E	Guilford
15	Art McMahan	385	DB	No. Carolina St.
16	Charles Fulton	413	RB	Tennessee
17	Ed Koontz	440	LB	Catawba

1968 Draft Notes

- 6 Pick to Cincinnati
9 Pick to Houston for QB Don Trull

1967

Rd	Player	Pk	Pos	College
1	John Charles	21	DB	Purdue
2	Pick to Kansas City			
3	Pick to New York Jets			
4	Ed Philpott	101	DE	Miami (Ohio)
5	Melvin Witt	128	DE	Arlington State
6	Ron Medlen	154	DE	SMU
7	Robert Leo	180	HB	Harvard
8	Tom Fussell	206	DT	LSU
9	Charlie Thornhill	232	DB	Michigan St.
10	John Runnels	257	LB	Penn State
11	Leroy Mitchell	283	FL	Texas Southern
12	Dave Davis	310	T	Harvard
13	Ray Ilg	336	LB	Colgate
14	Bobby Beard	361	LB	Auburn
15	Tom Folliard	388	LB	Mississippi State
16	Dik Nocera	414	HB	Southern Conn.
17	Bobby Nichols	440	TE	Boston Univ.

1967 Draft Notes

- 2 Pick to Kansas City
3 Pick to New York Jets for WR Jim Colcough

1966

Rd	Player	Pk	College
1a	Karl Singer	T	Purdue
1b	Willie Townes	T	Tulsa
2a	Jim Boudreaux	T	La. Tech
2b	Ken Avery	LB	Miss. Southern
3a	Harold Lucas	T	Mich. State
3b	Ed Toner	G	U. Massachusetts
4a	Pick to New York		
4b	Heath Wingate	T	Bowling Green
5a	John Mangum	T	Miss. Southern
5b	Ray Perkins	E	Alabama
6a	Dan Irby	T	Louisiana Tech
6b	Joe Avezzano	G	Florida State
7a	Jim Battles	T	Southern U
7b	Brent Caston	DB	Mississippi
8a	Sam Montgomery	DB	Southern
8b	Tom Schaefer	RB	Chattanooga
9a	Doug Satcher	LB	Southern
9b	Jack White	QB	Penn State
10	Dennis Brewster	T	BYU
10b	Bob Ellis	HB	Massachusetts

1966 (Cont.)

11	Pick to New York		
11b	Jay Marion	DB	Wyoming
12	Dick Fugere	LB	Cincinnati
13	Tom Carr	FB	Bates St.
14	Bob Hall	DB	Brown
15	Billy Laird	QB	La. Tech
16	Buddy Owens	G	Michigan State
17	Dick Capp	DE	Boston College
18	John Pincavage	E-DB	Virginia
19	Joe Novogratz	G	Pittsburgh
20	Paul Soule	HB	Bowdoin

1965

Rd	Player	Pos	College
1a	Jerry Rush	T	Michigan State
1b	Dave McCormick	T	LSU
2a	Pick to Houston		
2b	Bob Kowowski	T	Virginia
3a	Jim Whalen	E	Boston College
3b	Bob Cappadonna	FB	Northeastern
4a	Ellis Johnson	HB	S.E. Louisiana
4b	Dick Arrington	G	Notre Dame
5a	Corwyn Aldredge	E	N.W. Louisiana
5b	Dennis Smith	DE	Cincinnati
6a	Justin Canale	G	Mississippi State
6b	Billy Ezell	DB	LSU
7a	Tom Neville	T	Mississippi State
7b	John Hankinson	QB	Minnesota
8a	Fred Brown	E	Miami
8b	Beau Colle	DB	LSU
9a	Bob Malone	T	Louisiana Tech

9b	Charles Brown	T	Tulsa
10	Pick to Buffalo		
10b	Dave Hettema	T	New Mexico
11a	John Frechette	T	Boston College
11b	Roy Schmidt	G	Long Beach State
12a	Jim Weatherly	DB	Mississippi
12b	Leon Stanridge	E	San Diego State
13	Charlie Green	QB	Wittenberg
14	Jay Cunningham	HB	Bowling Green
15	Ted Rodosevitch	G	Cincinnati
16	George Pyne	T	Olivet
17a	White Graves	DB	LSU
17b	Dave Lee	E	Louisiana Tech
18	Ed Meixler	LB	Boston University
19	Jim Nance	FB	Syracuse
20	Fred Fugazzi	FB	Missouri Valley

1965 Draft Notes

- 2a Pick to Houston for C Bob Schmidt
10 Pick to Buffalo for DE Mack Yoho

1964

Rd	Player	Pos	College
1	Jack Concannon	QB	Boston College
2	Jim Kelly	E	Notre Dame
3	Pick to Denver		
4	Jon Morris	E	Holy Cross
5	Pick to San Diego		
6	Jim Mazurek	G	Syracuse
7	T.W. Alley	T	William & Mary
8a	J.D. Garrett	HB	Grambling
8b	Roger Lalonde	T	Muskingum
9	Lennie St. Jean	E	N. Michigan
10	Pick to Buffalo		
11	Jim Barrett	HB	Boston College
12	Pick to Kansas City		
13	Joe Scarpati	DB	N. Carolina State
14	Jim Wilson	T	Georgia
15	Tony Gibbons	T	John Carroll
16	Pete Pedro	HB	West Texas State
17	Gary Wood	QB-HB	Cornell
18	Joe Tiller	T	Montana State
19	Bill Dawson	E	Florida State
20	Lonnie Farmer	LB	Chattanooga
21	Tony Lawrence	T	Bowling Green
22	Dave Archer	T	Syracuse
23	Dave Humenick	T	Notre Dame
24	Larry Bartolamei	T	West Virginia
25	Bryan Generalovich	E	Pittsburgh
26	Dick Niglio	HB	Yale

PATRIOTS ALL-TIME DRAFT

1964 (Cont.)

1964 Draft Notes

- 3 Pick to Denver
- 5 Pick to San Diego for DT Billy Hudson
- 10 Pick to Buffalo
- 12 Pick to Kansas City

1963

Rd	Player	Pos	College
1	Art Graham	E	Boston College
2	LeRoy Jordan	C	Alabama
3	Bob Vogel	T	Ohio State
4	Bob Reynolds	T	Bowling Green
5	Lou Cioci	G	Boston College
6	Sam Silas	T	Southern Illinois
7	Dick Williamson	E	Alabama
8	Rod Foster	G	Ohio State
9	Jim Simon	E	Miami
10	Don McKinnon	C	Dartmouth
11a	Dave Hayes	FB	Penn State
11b	Dave Watson	G	Georgia Tech
12a	Bill Gambrell	HB	South Carolina
12b	Tim Gauntner	HB	John Carroll
13a	Dave Adams	T	Arkansas
13b	Ralph Ferrissi	FB	So. Connecticut
14	Whaley Hall	T	Mississippi
15	Bob Dentel	C	Miami
16	Wes Bryant	T	Arkansas
17	Tom Neumann	HB	Michigan
18	Dave O'Brien	T	Boston College
19	Pat McCarthy	QB	Holy Cross
20	Jim Bradshaw	HB	Chattanooga
21	Gary Sherman	HB	Bowling Green

22	Nate Craddock	FB	Parsons
23	Al Snyder	HB	Holy Cross
24	Dick Schultz	T	Ohio
25	Dennis Gaubatz	G	Louisiana State U
26	Jim Tullis	HB	Florida A&M
27	Dave Adams	T	Arkansas
28	Ron Whaley	HB	Chattanooga
29	Dock Kelly	G	Georgia

Draft Notes 1963

- 11a Pick from Houston
- 12a Pick from Buffalo

1962

Rd	Player	Pos	College
1	Gary Collins	E	Maryland
2	LeRoy Jackson	HB	W. Illinois
3	Sherwyn Thorson	G	Iowa
4	Pick to Houston		
5	Pick to Dallas		
6	John Schopf	T	Michigan
8	Benny McRae	HB	Michigan
9	Bill Triplett	FB	Miami, Ohio
10	John Knight	HB	Valparaiso
11	Pick to Buffalo		
12	Pick to Oakland		
13	Nick Buoniconti	G	Notre Dame
14	Chas. Sieminski	T	Penn State
15	Gerry Goerlitz	G	N. Michigan
16	Ken Byers	G	Cincinnati
17	Scott Maentz	E	Michigan
18	Tom Chandler	T	Florida A&M
19	Ron Myers	T	Villanova
20	Tom Neck	HB	LSU
21	John Traynham	HB	VMI
22	Bob Asack	T	Columbia
23	Walt Crate	HB	Penn Military
24	Don Christman	C	Richmond
25	Bob Stern	C	Richmond
26	Jim Field	QB	LSU
27	Al Gursky	HB	Penn State
28	Charles Dickerson	T	Illinois
29	Julius. Fincke	T	McNeese State
30	John L. Finn	T	Louisville
31	Mike Ingram	G	Ohio State
32	Charles Taylor	HB	Mississippi
33	Steve Jastrzembski	E	Pittsburgh
34	Ray Lardani	T	Miami (Fla.)

1962 Draft Notes

- 4 Pick to Houston for G Houston Antwine

1961

Rd	Player	Pos	College
1	Tommy Mason	HB	Tulane
2	Rip Hawkins	C	North Carolina
3	Danny LaRose	E	Missouri
4	Mike Zeno	G	Virginia Tech
5	Fran Tarkenton	QB	Georgia
6	Larry Eisenhauer	T	Boston College
7	Paul Terhes	QB	Bucknell
8	Charles Long	G	Chattanooga
9	Roland Lakes	C	Wichita
10	Richard Mueller	E	Kentucky
11	Mel West	HB	Missouri
12	Wayne Harris	C	Arkansas
13	Dan Underwood	T	McNeese State
14	James Wright	QB	Memphis State
15	Pick to Dallas		
16	George Balthazar	T	Tennessee A&I
17	Ray Ratkowski	HB	Notre Dame
18	Tom Rodgers	HB	Kentucky
19	Joe Bellino	HB	Navy
20	Dan Oakes	G	VPI
22	Bob Johnson	E	Michigan
23	Darrel DeDecker	C	Illinois
24	Don Webb	HB	Iowa State
25	Robert Minihaue	T	Boston University
26	Charles Granger	T	Southern U. (La.)
27	Terry Huxhold	T	Wisconsin
28	Bryant Harvard	QB	Auburn
29	Ernie McMillan	T	Illinois
30	George Hulz	T	Mississippi Southern

1960

Player	Pos	College
Buddy Allen	HB	Utah State
Ron Burton	HB	Northwestern
Dale Chamberlain	FB	Miami, O.
Henry Christopher	E	SMU
Dan Colchicco	E	San Jose State
Jack Cummings	QB	North Carolina St.
James Davis	C	Oklahoma
Sarafine Fazio	C	Pittsburgh
Max Fugler	C	LSU
Jim Gardner	T	Duke
James Goodyear	T-G	Wake Forest
Dave Harris	HB	Kansas
Al Henderson	T	Colorado State
James Hickman	T-G	Penn State
Robert Krantz	FB	Penn State
Joe Kulbacki	HB	Purdue
Dee Mackey	E	E. Texas St.
Leon Manley	E	W. Texas St.
Cliff Manning	T-G	Hardin-Simmons
Pete Manning	E	Wake Forest
Edward Mazurek	T	Xavier
Bell Meglen	G	Utah State
Frank Mestnik	FB	Marquette
Ron Mix	T	USC
Irvin Nikolai	E	Stanford
Jim Prestel	T	Idaho
Bob Salerno	G	Coloardo
Gerhardt Schwedes	HB	Syracuse
Richard Soergel	QB	Oklahoma St.
Larry Wagner	T	Vanderbilt
Harvey White	QB	Clemson
Tirey Wileman	HB	SMU
Gary Wisener	E	Baylor

SECOND SELECTIONS:

Player	Pos	College
1. Dave Ames	HB	Richmond
2. James Boeke	T/G	Heidelberg
3. Billy Brewer	QB	Ole Miss.
4. Emanuel Congedo	T/G	Villanova
5. Pat Dye	T/G	Georgia
6. John Farrington	WR	Prairie View
7. Rich Grecni	C	Ohio U.
8. Bud Jones	WR	SMU
9. Don Kacmarek	T/G	North Dakota
10. John Lawrence	T/G	North Carolina St.
11. Ron Maltony	T/G	Purdue
12. Bobby Pate	RB	Presbyterian
13. Jack Rudolph	LB	Georgia Tech
14. Frank Sally	T/G	California
15. Bob Spada	E	Duke
16. Pete Tunney	HB	Occidental
17. Jim Webster	HB	Marquette
18. John Wilcox	T/G	Oregon

PATRIOTS TRADES 2000-09

Note: For the Patriots' All-Time Trades (1960-Present), please visit <http://www.patriots.com/history>

2000

- 4/16 The Patriots acquired San Francisco's 2001 sixth round pick for the Patriots' 2000 seventh round pick (212 overall) which was acquired from Philadelphia.
8/7 The Patriots acquired Dane Looker from the St. Louis Rams for a sixth round draft choice in 2002.

2001

- 4/21 The Patriots acquired Pittsburgh's 2001 second round (50 overall) and fourth round (112 overall) picks for the Patriots 2001 second round (39 overall - LB Kendrell Bell) pick.
4/21 The Patriots acquired Detroit's 2001 second round (48 overall pick for a 2001 second round (50 overall, from Pittsburgh) pick and sixth round (173 overall, from San Francisco) pick.
4/21 The Patriots acquired Minnesota's 2001 third round (86 overall) pick and fourth round (119 overall) pick for the Patriots third round (69 overall) pick.
4/22 The Patriots acquired San Diego's 2001 fourth round (96 overall - OL Kenyatta Jones) pick for the Patriots fourth round (112 overall) and fifth round (139 overall) picks.
4/22 The Patriots acquired Detroit's 2001 sixth round (180 overall) and seventh round (216 overall) pick for the Patriots 2001 fifth round (149 overall, from NY Jets) pick.
4/22 The Patriots acquired Jacksonville's 2002 fifth round pick for the Patriots 2001 sixth round (170th overall) pick.

2002

- 3/8 The Patriots received Green Bay's fourth round draft pick (117th overall) in the 2002 draft and a conditional pick in the 2003 draft (fourth round - 128th overall) for WR Terry Glenn.
4/20 The Patriots acquired the Washington Redskins first round pick (21st overall) of the 2002 draft in exchange for their 2002 first round pick (32nd overall), third round (96th overall) and seventh round (234th overall).
4/21 The Patriots acquired the Buffalo Bills 2003 first round choice (14th overall) in exchange for QB Drew Bledsoe.
4/21 The Patriots acquired the Denver Broncos fourth round pick (117th overall) in exchange for their 2002 fourth round (131st overall) and fifth round (144th overall) choices.
4/21 The Patriots obtained the Dallas Cowboys seventh round selection (237th overall), along with 2003 fifth round choice, in exchange for the Patriots 2002 fifth round pick (168th overall).
6/27 The Patriots received an undisclosed future draft choice from St. Louis for LB Kole Ayi.
8/19 The Patriots traded veteran offensive tackle Grant Williams to the St. Louis Rams in exchange for a seventh round (225th overall) draft choice.

2003

- 3/6 The Patriots traded tackle Greg Randall to the Houston Texans in exchange for a fifth round (154th overall) draft choice in the 2003 draft.
3/6 The Patriots traded a third (81st overall) and fifth round (140th overall) selection in the 2003 draft to the Washington Redskins in exchange for a third round selection (75th overall) in 2003 and a fourth-round selection in 2004.

2003 (Cont.)

- 4/14 The Patriots traded safety Tebucky Jones to the New Orleans Saints for a third round pick (78th overall) and seventh-round pick (239th overall) in the 2003 draft, as well as a fourth round pick in the 2004 draft (113th overall).
4/25 The Patriots traded a third round pick in 2003 (78th overall) to the Miami Dolphins for their second round pick in the 2004 draft.
4/26 The Patriots traded a first round pick in 2003 (14th overall) and a 2003 six round pick (193rd overall) to Chicago for their first round pick (13th overall).
4/26 The Patriots traded a first round pick in 2003 (19th overall) to Baltimore for a 2003 second round pick (41st overall) and their 2004 first round pick (21st overall).
4/26 The Patriots traded a second round pick (41st overall) and a third round pick (75th overall) to the Houston Texans for a second round pick (36th overall) and a fourth round pick (117th overall).
4/26 The Patriots traded a second round pick (50th overall) and a fourth round pick (120th overall) to the Carolina Panthers for a second round pick (45th overall).
4/27 The Patriots traded a fourth round pick in 2003 (128th overall) and a fifth round pick in 2003 (157th overall) to the Denver Broncos for a fourth round pick in 2003 (120th overall).
4/27 The Patriots traded a fifth round pick in 2003 (154th overall) and a seventh round pick in 2003 (225th overall) to the Tennessee Titans for a fifth round pick in 2003 (164th overall), a sixth round pick in 2003 (201st overall) and a seventh round pick in 2003 (243rd overall).
8/19 The Patriots acquired NT Ted Washington from the Chicago Bears in exchange for a 2004 fourth round pick (104th overall).
8/26 The Patriots acquired G Jamil Soriano from the Chicago Bears for a conditional draft pick.

2004

- 4/19 The Patriots acquired RB Corey Dillon from the Cincinnati Bengals for a 2004 second round draft pick (56th overall).
8/17 The Patriots traded LB Quinn Dorsey to the Chicago Bears for a conditional draft pick.

2005

- 3/4 The Patriots acquired CB Duane Starks from the Arizona Cardinals along with a fifth round pick in the 2005 draft (145th overall) in exchange for a third round pick (95th overall) and a fifth round pick (168th overall).
4/23 The Patriots traded a second round choice in the 2005 draft (64th overall) to the Baltimore Ravens in exchange for a third round selection in 2005 (84th overall), a sixth round choice in 2005 (195th overall) and Baltimore's third round pick in the 2006 draft (75th overall).
4/24 The Patriots traded a fifth round pick in the 2005 draft (145th overall) and a sixth round choice in the 2005 draft (206th overall) to the Detroit Lions in exchange for Detroit's fourth round pick in the 2006 draft (106th overall).
4/24 The Patriots traded a sixth round pick in the 2005 draft (195th overall) and a seventh round pick in the 2005 draft (246th overall) to the Green Bay Packers in exchange for a sixth round selection in the 2005 draft (175th overall).

PATRIOTS TRADES 2000-09

2005 (Cont.)

- 4/24 The Patriots traded a sixth round choice in the 2005 draft (175th overall) to the Oakland Raiders in exchange for a seventh round pick in the 2005 draft (230th overall) and a fifth round selection in the 2006 draft (136th overall).
- 8/22 The Patriots acquired WR Andre' Davis from the Cleveland Browns in exchange for a 2006 fifth-round draft choice (152nd overall).

2006

- 4/29 The Patriots traded a second round pick in the 2006 draft (52 overall) and a third round pick in the 2006 draft (75 overall) to the Green Bay Packers in exchange for a second round pick in the 2006 draft (36 overall).
- 6/6 The Patriots acquired DT Johnathan Sullivan from the New Orleans Saints in exchange for WR Bethel Johnson.
- 8/8 The Patriots traded OL Ross Tucker to the Cleveland Browns in exchange for a conditional draft choice.
- 8/21 The Patriots traded T Brandon Gorin to the Arizona Cardinals in exchange for a sixth-round selection in the 2007 NFL Draft (180 overall).
- 9/1 The Patriots traded RB Patrick Cobbs to the Pittsburgh Steelers in exchange for a conditional draft choice.
- 9/2 The Patriots acquired WR Doug Gabriel from the Oakland Raiders in exchange for a fifth-round selection in the 2007 NFL Draft (165 overall).
- 9/11 The Patriots traded WR Deion Branch to the Seattle Seahawks in exchange for a first-round selection in the 2007 NFL Draft (24 overall).

2007

- 3/5 The Patriots acquired WR Wes Welker from the Miami Dolphins in exchange for a second-round selection in the 2007 NFL Draft (60th overall) and a seventh-round selection in the 2007 NFL Draft (238th overall).
- 4/28 The Patriots traded a first-round selection in the 2007 NFL Draft (28 overall) to the San Francisco 49ers in exchange for a first-round selection in the 2008 NFL Draft and a fourth-round selection in the 2007 NFL Draft (110 overall - Later traded for WR Randy Moss).
- 4/28 The Patriots traded a third-round selection in the 2007 NFL Draft (91 overall) to the Oakland Raiders in exchange for a third-round selection in the 2008 NFL Draft and a seventh-round selection in the 2007 NFL Draft (211 overall).
- 4/29 The Patriots acquired WR Randy Moss from the Oakland Raiders in exchange for a fourth-round selection in the 2007 NFL Draft (110 overall).
- 8/7 The Patriots acquired CB Dante Wesley from the Chicago Bears in exchange for a conditional draft choice.


2008

- 4/26 The Patriots acquired a 2008 first-round selection (10 overall) and a 2008 third-round selection (78 overall) from the New Orleans Saints in exchange for a 2008 first-round selection (7 overall) and a 2008 fifth-round selection (164 overall).
- 4/27 The Patriots acquired a 2009 second-round selection and a 2008 fifth-round selection (160 overall) from the San Diego Chargers in exchange for a 2008 third-round selection (69 overall).
- 4/27 The Patriots acquired a 2008 fifth-round selection (153 overall) from the Tampa Bay Buccaneers in exchange for a 2008 fifth-round selection (160 overall) and a 2008 seventh-round selection (238 overall).

2009

- 2/28 The Patriots acquired a 2009 second-round selection (No. 34 overall - S Patrick Chung) from the Kansas City Chiefs in exchange for quarterback Matt Cassel and linebacker Mike Vrabel.
- 3/5 The Patriots acquired wide receiver Greg Lewis and an undisclosed selection in the 2010 NFL Draft from Philadelphia in exchange for a 2009 fifth-round selection (No. 159 overall - T Fenuki Tupou).
- 4/25 The Patriots acquired a 2009 first-round selection (No. 26 overall - LB Clay Matthews) and a 2009 fifth-round selection (No. 162 overall - T Jamon Meredith) from the Baltimore Ravens in exchange for a 2009 first-round selection (No. 23 overall - T Michael Oher).
- 4/25 The Patriots acquired a 2009 second-round selection (No. 41 overall - DB Darius Butler), a 2009 third-round selection (No. 73 overall - RB Derek Cox) and a 2009 third-round selection (No. 83 overall - WR Brandon Tate) from the Green Bay Packers in exchange for a 2009 first-round selection (No. 26 overall - LB Clay Matthews) and a 2009 fifth-round selection (No. 162 overall - T Jamon Meredith).
- 4/25 The Patriots acquired a 2009 second-round selection (No. 40 overall - DL Ron Brace) from the Oakland Raiders in exchange for a 2009 second-round selection (No. 47 overall - S Michael Mitchell), a 2009 fourth-round selection (No. 124 overall - WR Louis Murphy) and a 2009 sixth-round selection (No. 199 overall - DE Stryker Sulak).
- 4/26 The Patriots acquired a 2009 seventh-round selection (No. 232 overall) and a 2010 second-round selection from the Jacksonville Jaguars in exchange for a 2009 third-round selection (No. 73 overall - RB Derek Cox).
- 4/26 The Patriots acquired a 2010 second-round selection from the Tennessee Titans in exchange for a 2009 third-round selection (No. 89 overall - TE Jared Cook).
- 4/26 The Patriots acquired a 2009 fifth-round selection (No. 137 overall - LB Jason Phillips) and a 2009 fifth-round selection (No. 141 overall - WR Kenny McKinley) from the Philadelphia Eagles in exchange for CB Ellis Hobbs.
- 4/26 The Patriots acquired a 2009 fourth-round selection (No. 123 overall - OL Rich Ohrnberger) and a 2009 sixth-round selection (No. 198 overall - LS Jake Ingram) from the Baltimore Ravens in exchange for a 2009 fifth-round selection (No. 137 overall - LB Jason Phillips) and a 2009 fifth-round selection (No. 141 overall - WR Kenny McKinley).

ALL-TIME RESULTS



*The Patriots began playing
at Gillette Stadium in 2002*



*The Patriots played
at Foxboro Stadium
from 1971-2001*



*The Patriots played at Boston
University from 1960-1962*



PATRIOTS IN THE PRESEASON

ALL-TIME PRESEASON RESULTS

1960	4-1				ATTEND
7/30	W	28-7	at	Buffalo	16,000
8/5	W	43-6	*	Denver	4,706
8/15	L	14-24	*	Dallas Texans	11,000
8/21	W	21-0	\$	Buffalo	7,500
8/28	W	28-14	#	Oakland	4,000

*-at Providence \$-at Worcester #-at Amherst

1961	3-1				
8/10	W	14-3	*	N.Y. Titans	15,387
8/19	L	14-17	*	N.Y. Titans	73,916
8/25	W	28-10	\$	Buffalo	4,762
9/1	W	15-12	\$	Buffalo	9,022

*-at Philadelphia \$-at Providence

1962	2-3				
8/11	L	20-21	*	Oakland	9,000
8/15	W	12-7	at	Buffalo	22,112
8/18	L	10-20	\$	Houston Oilers	31,000
8/25	W	17-10	#	N.Y. Titans	11,118
9/1	L	6-7	at	Buffalo	8,783

*-at Providence \$-at New Orleans #-at Lowell, Mass.

1963	0-5				
8/4	L	17-24	at	Oakland	9,721
8/10	L	17-50	*	San Diego	16,427
8/14	L	20-21	*	Houston Oilers	9,387
8/24	L	14-24	at	Buffalo	17,697
9/1	L	20-22	\$	N.Y. Jets	12,500

*-at Lowell, Mass. \$-at New Brunswick, N.J.

1964	0-5				
8/9	L	7-38	*	Houston Oilers	20,087
8/18	L	7-23	*	N.Y. Jets	6,390
8/22	L	20-21	\$	N.Y. Jets	11,500
8/28	L	14-24	at	Buffalo	12,566
9/5	L	17-27	at	Denver	20,568

*-at Lowell, Mass. \$-at New Brunswick, N.J.

1965	0-5				
8/8	L	0-23	*	Buffalo	23,674
8/13	L	16-26	*	N.Y. Jets	8,000
8/21	L	6-27	at	Houston Oilers	30,142
8/28	L	0-17	\$	N.Y. Jets	9,217
9/4	L	7-34	at	Kansas City	15,157

*-at Allentown, Pa. \$-at Norfolk, Va.

1966	1-3				
8/7	L	13-19	at	Buffalo	23,291
8/20	W	21-10	*	Oakland	36,038
8/27	L	13-31	at	San Diego	11,894
9/1	L	3-41	\$	N.Y. Jets	2,000

*-at Anaheim, Calif. \$-at Mobile, Ala.

1967	1-3				
8/4	L	13-55	*	N.Y. Jets	16,000
8/13	L	3-33	*	Baltimore Colts	29,313
8/20	W	13-10	\$	Buffalo	15,300
8/26	L	7-13	*	Washington	15,523

*-at Bridgeport, Conn. \$-at Rochester, N.Y.

1968	1-3				
8/10	L	0-19	at	New Orleans	54,400
8/17	L	3-25	*	N.Y. Jets	14,000
8/23	W	19-17	\$	Miami	15,003
9/2	L	20-22	at	Philadelphia	31,404

*-at Richmond, Va. \$-at Jacksonville, Fla.

1969	2-3				
8/10	W	21-13	*	Cincinnati	16,900
8/17	L	16-34	at	Atlanta	24,084
8/25	L	9-22	\$	Detroit	8,212
8/31	W	26-10	#	Denver	18,375
9/6	L	0-13	%	Miami	18,000

*-at Bowling Green, Ohio \$-at Montreal #-at Jacksonville, Fla. %-at Birmingham, Ala.

1970	0-4				
8/16	L	21-45	*	Washington	25,584
8/29	L	0-26	*	New Orleans	32,000
9/4	L	3-31	\$	Pittsburgh	22,000
9/11	L	14-16	#	Denver	17,832

*-at Jackson, Miss. \$-at Shreveport, La. #-at Salt Lake City, Utah

1971	1-5				
8/8	L	10-27	at	Minnesota	31,813
8/15	W	20-14	at	N.Y. Giants	60,423
8/22	L	14-28	at	Buffalo	31,610
8/29	L	21-31	at	L.A. Rams	53,271
9/5	L	35-45	at	Atlanta	48,631
9/10	L	9-38	*	N.Y. Jets	28,082

*-at Memphis, Tenn.

1972	2-4				
8/5	L	24-31	at	Oakland	53,661
8/12	L	20-29	at	Philadelphia	30,000
8/20	W	27-17	at	Chicago	50,892
8/27	L	10-31	*	N.Y. Giants	51,470
9/2	L	24-49	*	Denver	37,128
9/10	W	34-30	at	Detroit	47,684

1973	1-5-1				
7/28	L	7-20	*	San Francisco	19,685
8/5	T	17-17	*	Oakland	43,914
8/12	L	7-13	*	N.Y. Giants	49,209
8/18	L	10-27	at	Atlanta	56,239
8/25	W	31-6	at	New Orleans	64,131
9/2	L	14-35	at	Washington	50,369
9/7	L	21-34	at	Detroit	50,104

*-at Canton, Ohio

PRESEASON SERIES RECORDS

TEAM	GP	W	L	T	PCT.	PF	PA
Ariz./Phx/St. L. Cardinals	3	2	1	0	.667	51	65
Atlanta Falcons	11	5	6	0	.455	259	272
Baltimore Ravens	1	0	1	0	.000	15	16
Buffalo Bills	13	6	7	0	.462	191	201
Carolina Panthers	6	4	2	0	.667	136	82
Chicago Bears	2	2	0	0	1.000	65	40
Cincinnati Bengals	5	2	3	0	.400	78	97
Cleveland Browns	3	1	2	0	.333	57	52
Dallas Cowboys	5	4	1	0	.800	123	74
Denver Broncos	8	3	5	0	.375	193	176
Detroit Lions	6	2	4	0	.333	103	168
Green Bay Packers	13	7	6	0	.538	238	201
Houston Texans	0	0	0	0	.000	0	0
Indianapolis/Balt. Colts	2	0	2	0	.000	17	67
Jacksonville Jaguars	1	0	1	0	.000	0	31
K.C. Chiefs/Dallas Texans	6	3	3	0	.500	132	112
Miami Dolphins	2	1	1	0	.500	19	30
Minnesota Vikings	5	3	2	0	.600	105	96
New Orleans Saints	8	4	4	0	.500	167	163
New York Giants	18	7	11	0	.389	293	332
New York Jets/Titans	12	2	10	0	.167	129	298
Oakland/L.A. Raiders	12	5	6	1	.434	269	246
Philadelphia Eagles	18	9	9	0	.500	363	305
Pittsburgh Steelers	5	1	4	0	.200	66	122
San Diego Chargers	7	2	5	0	.286	118	178
San Francisco 49ers	4	1	3	0	.250	55	51
Seattle Seahawks	2	1	1	0	.500	40	42
St. Louis/L.A. Rams	8	4	4	0	.500	155	142
Tampa Bay Buccaneers	8	1	7	0	.125	106	237
Tenn. Titans/Houston Oilers	6	0	6	0	.000	81	160
Washington Redskins	19	12	7	0	.632	448	367
TOTALS	219	94	124	1	.432	4,072	4,423

PRESEASON BREAKDOWN

HOME47-47-1	1960s14-32-0
ROAD36-59-0	1970s25-28-1
NEUTRAL11-18-0	1980s18-23-0
AFC/AFL27-56-1	1990s17-24-0
NFC/NFL67-68-0	2000s20-17-0
JULY2-2-0	OPENERS17-32-0
AUGUST83-103-1	HOME OPENERS18-30-1
SEPTEMBER9-19-0	INTERNATIONAL1-3-0

1974	4-2				
8/2	W	21-16	at	Washington	16,405
8/11	L	6-21		N.Y. Giants	17,992
8/18	W	7-3		New Orleans	20,546
8/24	W	23-14	at	San Diego	18,903
8/31	L	21-27	*	Denver	18,000
9/8	W	27-17		Philadelphia	35,412

*-at Spokane, Wash.

1975	3-2				
8/10	L	14-28		N.Y. Giants	40,726
8/17	W	36-10		Minnesota	40,218
8/22	L	10-24	at	Philadelphia	40,156
8/30	W ot	20-17	*	Green Bay	51,769
9/7	W	31-24		San Diego	39,502

*-at Milwaukee, Wisc.

1976	3-3				
8/1	W ot	13-7		N.Y. Giants	30,032
8/6	L	17-26	*	San Diego	23,800
8/15	L	14-16		Green Bay	30,552
8/21	W	28-17	at	Atlanta	30,619
8/30	L	27-30	at	Cleveland	36,016
9/5	W	27-7		Philadelphia	32,254

*-at Norman, Okla.

1977	5-1				
8/6	W	19-3	at	N.Y. Giants	44,471
8/13	W	38-3		Green Bay	53,244
8/22	L	10-21	at	Philadelphia	28,025
8/28	W ot	13-10		Pittsburgh	43,779
9/4	W	45-7		Washington	41,053
9/11	W	29-10		Atlanta	41,346

*-at Milwaukee, Wisc.

PATRIOTS IN THE PRESEASON

1978	4-0						
8/5	W	14-7	at	L.A. Rams	60,134		
8/12	W	21-7	at	Oakland	53,335		
8/20	W	24-7		Kansas City	39,043		
8/27	W	21-10		Cleveland	42,696		

1979	2-2						
8/4	W	37-14	at	Atlanta	59,725		
8/12	L	3-15		L.A. Rams	44,955		
8/19	W	35-14		Oakland	45,518		
8/24	L ot	17-20	at	Denver	75,103		

1980	1-3						
8/11	W	35-31	at	L.A. Rams	66,656		
8/16	L	29-31	at	Oakland	41,649		
8/24	L	17-23		Philadelphia	45,207		
8/29	L	23-30	at	Seattle	64,759		

1981	4-0						
8/10	W	34-21	at	L.A. Rams	69,006		
8/15	W	17-16	at	Tampa Bay	66,553		
8/22	W	23-21		Washington	43,032		
8/30	W	19-10		Washington	44,078		

1982	1-3						
8/14	L	20-24	*	Pittsburgh	93,251		
8/20	L	7-14	at	Philadelphia	56,431		
8/28	L	21-36	at	Dallas	50,118		
9/4	W	41-27		Green Bay	39,888		

1983	0-4						
8/6	L	16-27	*	Pittsburgh	42,816		
8/14	L	15-17	at	San Francisco	50,043		
8/20	L	7-13	at	L.A. Rams	40,190		
8/26	L	21-41	at	Tampa Bay	52,108		

1984	2-2						
8/3	L	20-48		N.Y. Giants	34,751		
8/11	L	13-23	at	Buffalo	19,578		
8/17	W	31-27	at	Washington	35,932		
8/24	W	36-7		Kansas City	22,721		

1985	1-3						
8/10	L	20-32		New Orleans	27,014		
8/17	W	31-13	at	Kansas City	35,162		
8/23	L	36-37	at	Washington	50,538		
8/31	L	13-14	at	L.A. Rams	39,911		

1986	4-1						
8/2	W	21-16	*	St. Louis Cardinals	22,739		
8/10	W	18-7		Washington	37,335		
8/16	W	38-34	at	New Orleans	54,364		
8/22	L	10-24	at	L.A. Raiders	44,352		
8/30	W	16-9	at	Green Bay	50,642		

1987	2-2						
8/16	L	17-19		N.Y. Giants	50,014		
8/23	L ot	13-19		Philadelphia	38,734		
8/29	W	38-27	at	Minnesota	49,339		
9/4	W	14-13	*	Atlanta	52,508		

1988	1-3						
8/6	L	30-34		Atlanta	32,949		
8/13	L	14-27	*	Houston Oilers	48,113		
8/20	W	24-21	at	Philadelphia	41,502		
8/26	L	21-27		Cincinnati	30,941		

1989	2-2						
8/12	L	17-20		N.Y. Giants	32,398		
8/19	W	17-12	*	Seattle	48,746		
8/26	W	23-7	at	Atlanta	21,118		
9/1	L	0-16		Green Bay	26,549		

1990	0-4						
8/9	L	14-30	*	Pittsburgh	26,869		
8/18	L	10-44	\$	Tampa Bay	51,066		
8/24	L ot	10-13		Cincinnati	23,768		
8/31	L	14-45		Atlanta	24,106		

1991	1-3						
8/3	L	7-28	at	Green Bay	52,852		
8/10	L	6-27		Washington	16,757		
8/17	L	0-46	at	Phoenix Cardinals	51,070		
8/24	W	24-6		N.Y. Giants	21,147		

1992	1-3						
8/8	L	14-34	at	Indianapolis	42,786		
8/14	L	10-20		San Diego	18,626		
8/22	L	9-42	at	Detroit	53,682		
8/29	W	34-10	at	Green Bay	47,152		

1993	1-3						
8/7	L	7-13	at	San Diego	46,286		
8/14	L	9-12	*	Cleveland	33,021		
8/20	W	21-17		Green Bay	24,909		
8/27	L	20-27		Kansas City	46,501		

*-at Toronto

1994	3-1						
8/5	W	24-6		New Orleans	37,800		
8/13	W	28-10	at	L.A. Rams	24,847		
8/18	W	27-17		Washington	45,394		
8/26	L	20-24	at	Green Bay	57,722		

1995	1-3						
8/4	L	17-30		Detroit	52,634		
8/12	W	21-14		Minnesota	56,241		
8/17	L	7-31	at	Philadelphia	53,072		
8/25	L	24-32	at	Oakland	51,709		

1996	3-1						
8/2	L	7-24	at	Green Bay	57,918		
8/12	W	31-7		Dallas	57,874		
8/18	W	37-10		Philadelphia	55,606		
8/23	W	27-19		Washington	48,242		

1997	3-1						
7/31	L	3-7	at	Green Bay	60,778		
8/8	W	16-10		Dallas	60,292		
8/17	W	31-21		Denver	55,354		
8/21	W	28-14	at	Philadelphia	40,000		

1998	3-2						
8/2	L	13-14	at	San Francisco	46,374		
8/9	L	0-28		Minnesota	54,111		
8/17	W	21-3	*	Dallas	106,424		
8/22	W	20-17	at	Washington	63,781		
8/29	W	24-7		Philadelphia	59,001		

1999	1-3						
8/13	L	14-20		Washington	53,440		
8/21	W	34-14		Dallas	50,816		
8/28	L	14-45	at	Tampa Bay	64,092		
9/2	L	20-23	at	Carolina	52,976		

2000	3-2						
7/31	W	20-0	*	San Francisco	22,840		
8/4	W	13-10		Detroit	48,929		
8/11	L	20-30	at	Washington	67,511		
8/20	L	21-31		Tampa Bay	60,292		
8/24	W	29-21		Carolina	60,292		

*-at Canton, Ohio

2001	3-1						
8/10	W	14-0		N.Y. Giants	60,292		
8/18	W	23-8	at	Carolina	71,597		
8/25	L	3-20	at	Tampa Bay	65,444		
8/30	W	33-13		Washington	60,292		

2002	3-1						
8/10	L	19-22	at	N.Y. Giants	76,359		
8/17	W	16-15		Philadelphia	68,436		
8/23	W	23-3		Carolina	68,436		
8/29	W	28-14	at	Washington	70,118		

2003	4-0						
8/7	W	26-6		N.Y. Giants	68,436		
8/16	W	20-13		Washington	68,980		
8/22	W	24-12	at	Philadelphia	66,279		
8/27	W	38-23		Chicago	68,436		

2004	1-3						
8/13	W	24-6		Philadelphia	68,756		
8/21	L	3-31	at	Cincinnati	50,287		
8/28	L	17-20	at	Carolina	72,829		
9/2	L	0-31		Jacksonville	68,756		

2005	2-2						
8/12	W	23-13	at	Cincinnati	55,544		
8/18	L	27-37		New Orleans	68,756		
8/26	W	27-3	at	Green Bay	69,501		
9/1	L	3-27		N.Y. Giants	68,756		

2006	2-2						
8/11	L	23-26	at	Atlanta	69,283		
8/19	W	30-3		Arizona	68,756		
8/26	W	41-0		Washington	68,756		
8/31	L	23-31	at	N.Y. Giants	76,428		

2007	2-2						
8/10	L	10-13	at	Tampa Bay	65,130		
8/17	L	24-27		Tennessee	68,756		
8/24	W	24-7		Carolina	72,882		
8/30	W	27-20		N.Y. Giants	68,756		

2008	0-4						
8/7	L	15-16		Baltimore	68,756		
8/17	L	10-27	at	Tampa Bay	63,365		
8/22	L	17-27		Philadelphia	68,756		
8/28	L	14-19		N.Y. Giants	76,798		

49-year record: 94-124-1 (.432)

Results

ALL-TIME SERIES STANDINGS

ALL-TIME RECORD VS. OPPONENTS

TEAM	OVERALL RECORD (REG. SEASON AND PLAYOFFS)						FIRST MEETING	LAST MEETING	PLAYOFFS			
	GP	W	L	T	PCT	PF			PA	GP	W	L
Ariz./Phx./St. L. Cardinals	12	6	6	0	.500	238	222	1970	2008	-	-	-
Atlanta Falcons	11	5	6	0	.455	193	267	1972	2005	-	-	-
Baltimore Ravens	4	4	0	0	1.000	117	68	1996	2007	-	-	-
Buffalo Bills	98	57	40	1	.587	2,038	1,761	1960	2008	1	1	0
Carolina Panthers	4	2	2	0	.500	104	82	1995	2004	1	1	0
Chicago Bears	11	7	4	0	.636	211	189	1973	2006	1	0	1
Cincinnati Bengals	21	13	8	0	.619	402	447	1968	2007	-	-	-
Cleveland Browns	21	9	12	0	.429	351	375	1971	2007	1	0	1
Dallas Cowboys	10	3	7	0	.300	196	218	1971	2007	-	-	-
Denver Broncos	42	16	26	0	.381	847	977	1960	2008	2	0	2
Detroit Lions	9	5	4	0	.556	160	190	1971	2006	-	-	-
Green Bay Packers	9	4	5	0	.444	169	223	1973	2006	1	0	1
Houston Texans	2	2	0	0	1.000	63	27	2003	2006	-	-	-
Indianapolis/Balt. Colts	72	44	28	0	.611	1,682	1,330	1970	2008	3	2	1
Jacksonville Jaguars	8	7	1	0	.875	194	130	1996	2007	4	3	1
K.C. Chiefs/Dallas Texans	31	12	16	3	.435	619	752	1960	2008	-	-	-
Miami Dolphins	87	38	49	0	.437	1,740	1,924	1966	2008	3	2	1
Minnesota Vikings	10	6	4	0	.600	202	219	1970	2006	-	-	-
New Orleans Saints	11	8	3	0	.727	253	214	1972	2005	-	-	-
New York Giants	9	5	4	0	.556	156	160	1970	2007	1	0	1
New York Jets/Titans	99	49	49	1	.500	2,201	2,117	1960	2008	2	2	0
Oakland/L.A. Raiders	32	16	15	1	.516	717	789	1960	2008	3	2	1
Philadelphia Eagles	11	5	6	0	.455	227	249	1973	2007	1	1	0
Pittsburgh Steelers	24	10	14	0	.417	480	515	1972	2008	4	3	1
San Diego/L.A. Chargers	37	20	15	2	.568	857	763	1960	2008	3	2	1
San Francisco 49ers	11	4	7	0	.364	198	264	1971	2008	-	-	-
Seattle Seahawks	15	8	7	0	.533	298	271	1977	2008	-	-	-
St. Louis/L.A. Rams	11	6	5	0	.545	223	215	1974	2008	1	1	0
Tampa Bay Buccaneers	6	4	2	0	.667	124	83	1976	2005	-	-	-
Tenn. Titans/Houston Oilers	38	21	16	1	.566	895	794	1960	2006	2	1	1
Washington Redskins	8	2	6	0	.250	171	168	1972	2007	-	-	-
Totals	774	398	367	9	.520	16,285	15,996	1960	2008	34	21	13
2009 Opponents in BOLD												

2009 Opponents in **BOLD**

PATRIOTS IN PRIME TIME

The Patriots have played in 79 prime-time games (beginning after 7:00 p.m. ET) and have compiled a 40-39 record in those games.

MONDAY NIGHT (16-21)

ESPN (4-0)				
Date	W/L	Score	Opponent	
10/30/06	W	31-7	at Minnesota	
10/01/07	W	34-13	at Cincinnati	
12/03/07	W	27-24	at Baltimore	
10/20/08	W	41-7	Denver	

ABC (12-21)

Date	W/L	Score	Opponent	
11/06/72	L	17-24	Baltimore	
12/01/75	L	7-20	at Miami	
10/18/76	W	41-7	N.Y. Jets	
09/26/77	L ot	27-30	at Cleveland	
09/18/78	L	27-34	Baltimore	
12/18/78	L	3-23	at Miami	
09/03/79	L ot	13-16	Pittsburgh	
10/01/79	L	14-27	at Green Bay	
09/29/80	W	23-14	at Denver	
11/10/80	L	34-38	at Houston	
12/08/80	L ot	13-16	at Miami	
09/21/81	L	35-21	Dallas	
12/16/85	L	27-30	at Miami	
12/22/86	W	34-27	at Miami	
09/21/87	L	24-43	at N.Y. Jets	
12/28/87	W	24-10	at Miami	
10/23/95	W	27-14	Buffalo	
10/06/97	L	13-34	at Denver	
12/27/97	L	10-28	Green Bay	
12/22/97	W	14-12	at Miami	
09/07/98	L	21-27	at Denver	
10/19/98	L	14-24	N.Y. Jets	
11/23/98	W	26-23	Miami	
11/15/99	L	17-24	N.Y. Jets	
09/11/00	L	19-20	at N.Y. Jets	
12/04/00	W	30-24	Kansas City	
09/09/02	W	30-14	Pittsburgh	
12/16/02	L	7-24	at Tennessee	
11/03/03	W	30-26	at Denver	
11/22/04	W	27-19	at Kansas City	
12/20/04	L	28-29	at Miami	
11/07/05	L	21-40	Indianapolis	
12/26/05	W	31-21	at N.Y. Jets	

SUNDAY NIGHT (15-13)

NBC (3-4)				
Date	W/L	Score	Opponent	
09/24/06	L	7-17	Denver	
11/07/06	L	20-27	Indianapolis	
09/16/07	W	38-14	San Diego	
11/18/07	W	56-10	at Buffalo	
11/25/07	W	31-28	Philadelphia	
10/12/08	L	10-30	at San Diego	
11/02/08	L	15-18	at Indianapolis	

ESPN (9-6)

Date	W/L	Score	Opponent	
11/08/87	L	10-17	at N.Y. Giants	
11/20/88	W	6-3	at Miami	
12/10/89	L	10-31	at Miami	
11/10/91	L	20-30	at Miami	
11/27/94	W	12-10	at Indianapolis	
12/01/96	W	45-7	San Diego	
09/13/98	W	29-6	Indianapolis	
09/26/99	W	16-14	N.Y. Giants	
12/05/99	W	13-6	Dallas	
11/18/01	L	17-24	St. Louis	
11/17/02	L	20-27	at Oakland	
12/22/02	L	17-30	N.Y. Jets	
11/16/03	W	12-0	Dallas	
11/14/04	W	29-6	Buffalo	
10/30/05	W	21-16	Buffalo	

TNT (2-3)

Date	W/L	Score	Opponent	
10/04/92	L	21-30	at N.Y. Jets	
09/26/93	L	7-45	at N.Y. Jets	
10/08/95	L	3-37	Denver	
10/27/96	W	28-25	Buffalo	
09/14/97	W ot	27-24	N.Y. Jets	

ABC (1-0)

Date	W/L	Score	Opponent	
09/24/78	W	21-14	at Oakland	

THURSDAY NIGHT (3-3)

ABC (3-1)				
Date	W/L	Score	Opponent	
11/29/79	L	24-39	at Miami	
09/11/86	W	20-6	at N.Y. Jets	
09/09/04	W	27-24	Indianapolis	
09/08/05	W	30-20	Oakland	

NFL NETWORK (0-1)

Date	W/L	Score	Opponent	
11/13/08	L ot	31-34	N.Y. Jets	

TNT (0-1)

Date	W/L	Score	Opponent	
10/18/90	L	10-17	at Miami	

SATURDAY NIGHT (2-1)

ESPN (1-1)

Date	W/L	Score	Opponent	
12/23/95	L	7-10	at Indianapolis	
12/20/03	W	21-16	at N.Y. Jets	

NFL NETWORK (1-0)

Date	W/L	Score	Opponent	
12/29/07	W	38-35	at N.Y. Giants	

PRIME-TIME PLAYOFF GAMES

All five games played on Saturdays

CBS (3-1)

Date	W/L	Score	Opponent	
01/19/02	W ot	16-13	Oakland	
01/10/04	W	17-14	Tennessee	
01/14/06	L	13-27	at Denver	
01/12/08	W	31-20	Jacksonville	

ABC (1-0)

Date	W/L	Score	Opponent	
01/07/06	W	28-3	Jacksonville	

SERIES RESULTS

(includes playoff games)

ARIZONA CARDINALS

Patriots 6, Cardinals 6

11/08/70	L	0-31	A
11/02/75	L	17-24	A
09/10/78	W	16-6	A
11/29/81	L	20-27	H
12/02/84	L	10-33	H
11/25/90	L	14-34	A
09/29/91	L	10-24	A
10/10/93	W	23-21	A
09/15/96	W	31-0	H
10/31/99	W	27-3	A
09/19/04	W	23-12	A
12/21/08	W	47-7	H

Note: Franchise located in St. Louis from 1960-87, Named Phoenix Cardinals from 1988-94

ATLANTA FALCONS

Falcons 6, Patriots 5

09/24/72	W	21-20	H
12/04/77	W	16-10	A
09/14/80	L	21-37	H
10/30/83	L	13-24	A
11/02/86	W	25-17	H
10/15/89	L	15-16	A
11/29/92	L	0-34	A
10/01/95	L	17-30	A
11/08/98	L	10-41	H
11/04/01	W	24-10	A
10/09/05	W	31-28	A

BALTIMORE RAVENS

Patriots 4, Ravens 0

10/06/96	W	46-38	A
01/02/00	W	20-3	H
11/28/04	W	24-3	H
12/03/07	W	27-24	A

BUFFALO BILLS

Patriots 57, Bills 40 (1 Tie)

09/23/60	L	0-13	H
12/04/60	L	14-38	A
09/23/61	W	23-21	A
10/22/61	W	52-21	H
11/03/62	T	28-28	A
11/23/62	W	21-10	H
10/26/63	L	21-28	A
12/01/63	W	17-7	H
12/28/63*	W	26-8	A
11/15/64	W	36-28	A
12/20/64	L	14-24	H
09/11/65	L	7-24	A
11/07/65	L	7-23	H
10/08/66	W	20-10	A
12/04/66	W	14-3	H
09/24/67	W	23-0	A
12/09/67	L	16-44	H
09/08/68	W	16-7	A
10/20/68	W	23-6	H
10/11/69	L	16-23	A
11/23/69	W	35-21	H
11/01/70	L	10-45	H
11/29/70	W	14-10	A
11/14/71	W	38-33	H
11/28/71	L	20-27	A
10/08/72	L	14-38	A
11/19/72	L	24-27	H
09/16/73	L	13-31	H
12/09/73	L	13-37	A
10/20/74	L	28-30	A
11/03/74	L	28-29	H
11/23/75	L	31-45	A
12/14/75	L	14-34	H
10/24/76	W	26-22	A

11/07/76	W	20-10	H
11/06/77	L	14-24	H
11/20/77	W	20-7	A
11/05/78	W	14-10	A
12/10/78	W	26-24	H
11/04/79	W	26-6	A
11/25/79	L	13-16	OT H
10/26/80	L	13-31	A
12/14/80	W	24-2	H
11/22/81	L	17-20	A
12/13/81	L	10-19	H
01/02/83	W	30-19	H
10/23/83	W	31-0	A
11/06/83	W	21-7	H
09/02/84	W	21-17	A
11/11/84	W	38-10	H
09/22/85	W	17-14	A
10/13/85	W	14-3	H
10/26/86	W	23-3	A
11/23/86	W	22-19	H
10/11/87	W	14-7	H
12/20/87	W	13-7	A
09/18/88	L	14-16	H
10/23/88	L	20-23	A
10/01/89	L	10-31	A
11/19/89	W	33-24	H
10/28/90	L	10-27	H
11/18/90	L	0-14	A
11/03/91	L	17-22	A
11/24/91	W	16-13	H
09/27/92	L	7-41	H
11/01/92	L	7-16	A
09/05/93	L	14-38	A
11/07/93	L	10-13	OT H
09/11/94	L	35-38	H
12/18/94	W	41-17	A
10/23/95	W	27-14	H
11/26/95	W	35-25	A
09/08/96	L	10-17	A
10/27/96	W	28-25	H
10/12/97	W	33-6	H
11/09/97	W	31-10	A
11/15/98	L	10-13	A
11/29/98	W	25-21	H
11/28/99	L	7-17	A
12/26/99	L	10-13	OT H
11/05/00	L	13-16	OT H
12/17/00	W	13-10	OT A
11/11/01	W	21-11	H
12/16/01	W	12-9	OT A
11/03/02	W	38-7	A
12/08/02	W	27-17	H
09/07/03	L	0-31	A
12/27/03	W	31-0	H
10/03/04	W	31-17	A
11/14/04	W	29-6	H
10/30/05	W	21-16	H
12/11/05	W	35-7	A
09/10/06	W	19-17	H
10/22/06	W	28-6	A
09/23/07	W	38-7	H
11/18/07	W	56-10	H
11/09/08	W	20-10	H
12/28/08	W	13-0	A

* = Playoffs

CAROLINA PANTHERS

Patriots 2, Panthers 2

10/29/95	L	17-20	OT H
01/06/02	W	38-6	A
02/01/04*	W	32-29	N
09/18/05	L	17-27	A

* = Super Bowl XXXVIII

CHICAGO BEARS

Patriots 7, Bears 4

10/21/73	W	13-10	A
10/14/79	W	27-7	A
12/05/82	L	13-26	A
09/15/85	L	7-20	A
01/26/86*	L	10-46	N
10/30/88	W	30-7	H
12/24/94	W	13-3	A
09/21/97	W	31-3	H
12/10/00	L	17-24	A
11/10/02	W	33-30	A
11/26/06	W	17-13	H

Note: The game on Nov. 10, 2002 was played in Champaign, Ill.

* = Super Bowl XX

CINCINNATI BENGALS

Patriots 13, Bengals 8

12/01/68	W	33-14	H
11/16/69	W	25-14	A
12/20/70	L	7-45	A
09/17/72	L	7-31	H
10/12/75	L	10-27	A
10/15/78	W	10-3	A
09/16/79	W	20-14	A
10/14/84	W	20-14	H
12/22/85	W	34-23	H
12/07/86	L	7-31	H
10/16/88	W	27-21	H
09/23/90	L	7-41	A
12/22/91	L	7-29	A
12/20/92	L	10-20	A
12/12/93	W	7-2	H
09/18/94	W	31-28	A
11/19/00	W	16-13	H
09/09/01	L	17-23	A
12/12/04	W	35-28	H
10/01/06	W	38-13	A
10/07/07	W	34-13	A

CLEVELAND BROWNS

Browns 12, Patriots 9

11/21/71	L	7-27	A
11/10/74	L	14-21	H
09/26/77	L	27-30	OT A
09/07/80	W	34-17	H
11/21/82	L	7-10	A
11/20/83	L	0-30	H
10/07/84	W	17-16	A
10/06/85	L	20-24	A
10/04/87	L	10-20	H
09/08/91	L	0-20	H
10/25/92	L	17-19	H
12/19/93	W	20-17	A
11/06/94	L	6-13	A
01/01/95*	L	13-20	A
09/03/95	W	17-14	H
10/03/99	W	19-7	A
11/12/00	L	11-19	A
12/09/01	W	27-16	H
10/26/03	W	9-3	H
12/05/04	W	42-15	A
10/07/07	W	34-17	H

* = Playoffs

DALLAS COWBOYS

Cowboys 7, Patriots 3

10/24/71	L	21-44	A
11/16/75	L	31-34	H
12/03/78	L	10-17	A
09/21/81	L	21-35	H
11/22/84	L	17-20	A
11/15/87	L	17-23	OT H

SERIES RESULTS

12/15/96	L	6-12	A
12/05/99	W	13-6	H
11/16/03	W	12-0	H
10/14/07	W	48-27	A

DENVER BRONCOS

Broncos 26, Patriots 16

09/09/60	L	10-13	H
10/23/60	L	24-31	A
09/16/61	W	45-17	H
12/03/61	W	28-24	A
09/21/62	W	41-16	H
11/11/62	W	33-29	A
09/29/63	L	10-14	A
10/18/63	W	40-21	H
10/04/64	W	39-10	A
11/20/64	W	12-7	H
09/24/65	L	10-27	H
12/12/65	W	28-20	A
09/18/66	W	24-10	A
11/06/66	L	10-17	H
09/03/67	L	21-26	A
09/29/68	W	20-17	A
11/03/68	L	14-35	H
09/14/69	L	7-35	A
12/17/72	L	21-45	A
11/28/76	W	38-14	H
11/11/79	L	10-45	A
09/29/80	W	23-14	H
11/04/84	L	19-26	A
09/28/86	L	20-27	A
01/04/87*	L	17-22	A
12/06/87	L	20-31	A
12/17/88	L	10-21	A
10/27/91	L	6-9	H
12/01/91	L	3-20	A
10/08/95	L	3-37	H
11/17/96	L	8-34	H
10/06/97	L	13-34	A
09/07/98	L	21-27	A
10/24/99	W	24-23	H
10/01/00	W	28-19	A
10/28/01	L	20-31	A
10/27/02	L	16-24	H
11/03/03	W	30-26	A
10/16/05	L	20-28	A
01/14/06*	L	13-27	A
09/24/06	L	7-17	H
10/20/08	W	41-7	H

* = Playoffs

DETROIT LIONS

Patriots 5, Lions 4

09/26/71	L	7-34	H
10/10/76	L	10-30	A
10/07/79	W	24-17	H
12/08/85	W	23-6	H
09/12/93	L	16-19	OT H
09/25/94	W	23-17	A
11/23/00	L	9-34	A
11/28/02	W	20-12	A
12/03/06	W	28-21	H

GREEN BAY PACKERS

Packers 5, Patriots 4

11/18/73	W	33-24	H
10/01/79	L	14-27	A
09/08/85	W	26-20	H
10/09/88	L	3-45	A
10/02/94	W	17-16	H
01/26/97*	L	21-35	N
10/27/97	L	10-28	H
10/13/02	L	10-28	H
11/19/06	W	35-0	A

Note: 1988 game was played in Milwaukee

* = Super Bowl XXXI

HOUSTON TEXANS

Patriots 2, Texans 0

11/23/03	W	23-20	OT A
12/17/06	W	40-7	H

INDIANAPOLIS COLTS

Patriots 44, Colts 28

10/04/70	L	6-14	H
10/25/70	L	3-27	A
10/03/71	L	3-23	H
12/19/71	W	21-17	A
11/06/72	L	17-24	H
11/26/72	L	0-31	A
10/07/73	W	24-16	H
12/16/73	L	13-18	A
10/06/74	W	42-3	H
11/24/74	W	27-17	A
10/19/75	W	21-10	H
12/21/75	L	21-34	A
09/12/76	L	13-27	H
11/14/76	W	21-14	A
10/23/77	W	17-3	H
12/18/77	L	24-30	A
09/18/78	L	27-34	H
11/26/78	W	35-14	A
10/10/79	L	26-31	A
11/18/79	W	50-21	H
10/19/80	W	37-21	A
11/23/80	W	47-21	H
09/06/81	L	28-29	H
12/20/81	L	21-23	A
09/12/82	W	24-13	A
09/04/83	L	23-29	OT H
10/09/83	L	7-12	A
11/18/84	W	50-17	A
12/16/84	W	16-10	H
11/10/85	W	34-15	H
12/01/85	W	38-31	A
09/07/86	W	33-3	H
11/09/86	W	30-21	A
10/25/87	L	16-30	A
11/22/87	W	24-0	H
10/02/88	W	21-17	H
10/29/89	W	23-20	OT A
11/27/88	L	21-24	A
12/03/89	W	22-16	H
09/16/90	W	16-14	A
11/11/90	L	10-13	H
09/01/91	W	16-7	A
12/08/91	W	23-17	OT H
11/15/92	W	37-34	OT A
12/06/92	L	0-6	H
10/31/93	L	6-9	A
12/26/93	W	38-0	H
11/27/94	W	12-10	A
12/11/94	W	28-13	H
11/19/95	L	10-24	H
12/23/95	L	7-10	A
10/20/96	W	27-9	A
11/24/96	W	27-13	H
09/07/97	W	31-6	A
11/30/97	W	20-17	H
09/13/98	W	29-6	H
11/01/98	W	21-16	A
09/19/99	W	31-28	H
12/12/99	L	15-20	A
10/08/00	W	24-16	H
10/22/00	L	23-30	A
09/30/01	W	44-13	H
10/21/01	W	38-17	A
11/30/03	W	38-34	A
01/18/04*	W	24-14	H
09/09/04	W	27-24	H
01/16/05*	W	20-3	H
11/07/05	L	21-40	H
11/05/06	L	20-27	H

01/21/07*	L	34-38	A
11/04/07	W	24-20	A
11/02/08	L	15-18	A

Note: Franchise located in Baltimore from 1947-83

* = Playoffs

JACKSONVILLE JAGUARS

Patriots 7, Jaguars 1

09/22/96	W	28-25	OT H
01/12/97*	W	20-6	H
12/07/97	W	26-20	A
01/03/99*	L	10-25	A
12/14/03	W	27-13	H
01/07/06*	W	28-3	H
12/24/06	W	24-21	A
01/12/08*	W	31-20	H

* = Playoffs

KANSAS CITY CHIEFS

Chiefs 16, Patriots 12 (3 Ties)

11/18/60	W	42-14	H
12/11/60	L	0-34	A
10/29/61	W	18-17	A
11/03/61	W	28-21	H
09/08/62	L	28-42	A
10/12/62	L	7-27	H
11/17/63	T	24-24	H
12/14/63	L	3-35	A
10/23/64	W	24-7	H
12/06/64	W	31-24	A
10/03/65	L	17-27	A
11/21/65	T	10-10	H
09/25/66	L	24-43	H
11/20/66	T	27-27	A
11/12/67	L	10-33	H
11/17/68	L	17-31	A
09/21/69	L	0-31	H
10/11/70	L	10-23	A
09/23/73	L	7-10	H
09/18/77	W	21-17	H
10/04/81	W	33-17	H
12/02/90	L	7-37	H
12/13/92	L	20-27	A
10/15/95	L	26-31	A
10/11/98	W	40-10	H
10/10/99	L	14-16	A
12/04/00	W	30-24	H
09/22/02	W	41-38	OT H
11/22/04	W	27-19	A
11/27/05	L	16-26	A
09/07/08	W	17-10	H

Note: Franchise located in Dallas (as Dallas Texans) from 1960-62

MIAMI DOLPHINS

Dolphins 49, Patriots 38

11/27/66	W	20-14	A
10/15/67	W	41-10	H
12/17/67	L	32-41	H
11/24/68	L	10-34	H
12/08/68	L	7-38	A
11/09/69	L	16-17	H
11/30/69	W	38-23	A
09/20/70	W	27-14	H
12/06/70	L	20-37	A
10/17/71	L	3-41	A
12/05/71	W	34-13	H
11/12/72	L	0-52	A
12/03/72	L	21-37	H
09/30/73	L	23-44	A
10/28/73	L	14-30	H
09/15/74	W	34-24	H
12/15/74	L	27-34	A
09/28/75	L	14-22	H
12/01/75	L	7-20	A
09/19/76	W	30-14	H

SERIES RESULTS

10/31/76	L	3-10	A
11/13/77	L	5-17	A
12/11/77	W	14-10	H
10/22/78	W	33-24	H
12/18/78	L	5-23	A
10/21/79	W	28-13	H
11/29/79	L	24-39	A
10/12/80	W	34-0	H
12/08/80	L	13-16	A
11/08/81	L	27-30	H
12/06/81	L	14-24	A
12/12/82	W	3-0	H
01/08/83*	L	13-28	A
09/11/83	L	24-34	A
11/13/83	W	17-6	H
09/09/84	L	7-28	A
10/21/84	L	24-44	H
11/03/85	W	17-13	H
12/16/85	L	27-30	A
01/12/86*	W	31-14	A
10/05/86	W	34-7	H
12/22/86	W	34-27	A
09/13/87	W	28-21	H
12/28/87	W	24-10	A
11/06/88	W	21-10	H
11/20/88	W	6-3	A
09/17/89	L	10-24	H
12/10/89	L	10-31	A
09/09/90	L	24-27	H
10/18/90	L	10-17	A
10/06/91	L	10-20	H
11/10/91	L	20-30	A
10/18/92	L	17-38	A
12/27/92	L	13-16	H
11/21/93	L	13-17	A
01/02/94	W	33-27	H
09/04/94	L	35-39	A
10/30/94	L	3-23	H
09/10/95	L	3-20	H
11/12/95	W	34-17	A
09/01/96	L	10-24	A
11/03/96	W	42-23	H
11/23/97	W	27-24	H
12/22/97	W	14-12	A
12/28/97*	W	17-3	H
10/25/98	L	9-12	A
11/23/98	W	26-23	H
10/17/99	L	30-31	H
11/21/99	L	17-27	A
09/24/00	L	3-10	A
12/24/00	L	24-27	H
10/07/01	L	10-30	A
12/22/01	W	20-13	H
10/06/02	L	13-26	A
12/29/02	W	27-24	H
10/19/03	W	19-13	H
12/07/03	W	12-0	H
10/10/04	W	24-10	H
12/20/04	L	28-29	A
11/13/05	W	23-16	A
01/01/06	L	26-28	H
10/08/06	W	20-10	H
12/10/06	L	0-21	A
10/21/07	W	49-28	A
12/23/07	W	28-7	H
09/21/08	L	13-38	H
11/23/08	W	48-28	A

Notes: Game on 11/30/69 played in Tampa.
* = Playoffs

MINNESOTA VIKINGS

Patriots 6, Vikings 4

12/13/70	L	14-35	H
10/27/74	W	17-14	A
12/16/79	W	27-23	H
09/11/88	L	6-36	A
10/20/91	W	26-23	H
11/13/94	W	26-20	H

11/02/97	L	18-23	A
09/17/00	L	13-21	H
11/24/02	W	24-17	H
10/30/06	W	31-7	A

NEW ORLEANS SAINTS

Patriots 8, Saints 3

12/10/72	W	17-10	A
12/05/76	W	27-6	H
12/21/80	W	38-27	A
12/04/83	W	7-0	H
11/30/86	W	21-20	A
11/12/89	L	24-28	H
11/08/92	L	14-31	H
12/03/95	L	17-31	H
10/04/98	W	30-27	A
11/25/01	W	34-17	H
11/20/05	W	24-17	H

NEW YORK GIANTS

Patriots 5, Giants 4

10/18/70	L	0-16	H
09/22/74	W	28-20	A
11/08/87	L	10-17	A
12/30/90	L	10-13	H
12/21/96	W	23-22	A
09/26/99	W	16-14	H
10/12/03	W	17-6	H
12/29/07	W	38-35	A
02/03/08*	L	14-17	N

* = Super Bowl XLII

NEW YORK JETS

Patriots 49, Jets 49 (1 Tie)

09/16/60	W	28-24	A
11/11/60	W	38-21	H
09/09/61	L	20-21	H
10/01/61	L	30-37	A
10/06/62	W	43-14	A
11/30/62	W	24-17	H
09/08/63	W	38-14	H
10/05/63	L	24-31	A
09/27/64	W	26-10	H
10/31/64	L	14-35	A
11/14/65	L	20-30	H
11/28/65	W	27-23	A
10/02/66	T	24-24	H
12/17/66	L	28-38	A
10/29/67	L	23-30	A
11/19/67	L	24-29	H
09/22/68	L	31-47	H
10/27/68	L	14-48	A
10/05/69	L	14-23	H
10/26/69	L	17-23	A
09/27/70	L	21-31	H
11/22/70	L	3-17	A
10/10/71	W	20-0	H
12/12/71	L	6-13	A
10/15/72	L	13-41	H
10/29/72	L	10-34	A
10/14/73	L	7-9	H
11/11/73	L	13-33	A
10/13/74	W	24-0	A
11/17/74	L	16-21	H
10/05/75	L	7-36	A
12/07/75	L	28-30	H
10/18/76	W	41-7	H
11/21/76	W	38-24	A
10/02/77	L	27-30	A
10/30/77	W	24-13	H
10/29/78	W	55-21	H
11/19/78	W	19-17	A
09/09/79	W	56-3	H
12/09/79	L	26-27	A
10/05/80	W	21-11	A
11/02/80	W	34-21	H
10/11/81	L	24-28	A

11/15/81	L	6-17	H
09/19/82	L	7-31	H
09/18/83	W	23-13	H
11/27/83	L	3-26	A
09/30/84	W	28-21	A
10/28/84	W	30-20	H
10/20/85	W	20-13	H
11/24/85	L	13-16	OT
12/28/85*	W	26-14	A
09/11/86	W	20-6	A
10/12/86	L	24-31	H
09/21/87	L	24-43	A
12/13/87	W	42-20	H
09/04/88	W	28-3	H
11/13/88	W	14-13	A
09/10/89	W	27-24	A
11/05/89	L	26-27	A
09/30/90	L	13-37	H
12/23/90	L	7-42	A
11/17/91	L	21-28	H
12/15/91	W	6-3	A
10/04/92	L	21-30	A
11/22/92	W	24-3	H
09/26/93	L	7-45	A
11/28/93	L	0-6	H
10/16/94	L	17-24	A
12/04/94	W	24-13	H
11/05/95	W	20-7	A
12/10/95	W	31-28	H
11/10/96	W	31-27	A
12/08/96	W	34-10	H
09/14/97	W	27-24	OT
10/19/97	L	19-24	A
10/19/98	L	14-24	H
12/27/98	L	10-31	A
09/12/99	W	30-28	H
11/15/99	L	17-24	H
09/11/00	L	19-20	A
10/15/00	L	17-34	H
09/23/01	L	3-10	H
12/02/01	W	17-16	A
09/15/02	W	44-7	A
12/22/02	L	17-30	H
09/21/03	W	23-16	H
12/20/03	W	21-16	A
10/24/04	W	13-7	H
12/26/04	W	23-7	A
12/04/05	W	16-3	H
12/26/05	W	31-21	A
09/17/06	W	24-17	A
11/12/06	L	14-17	H
01/07/07*	W	37-16	H
09/09/07	W	38-14	A
12/16/07	W	20-10	H
09/14/08	W	19-10	A
11/13/08	L	31-34	OT

Notes: Franchise known as N.Y. Titans from 1960-62. Games on 9/8/63 at B.C. Alumni Stadium; 9/22/68 at Legion Field in Birmingham, Ala.

* = Playoffs

OAKLAND RAIDERS

Patriots 16, Raiders 15 (1 Tie)

10/16/60	L	14-27	A
11/04/60	W	34-28	H
11/17/61	W	20-17	H
12/09/61	W	35-21	A
10/26/62	W	26-16	H
12/16/62	L	0-20	A
09/22/63	W	20-14	A
10/11/63	W	20-14	H
09/13/64	W	17-14	A
10/16/64	T	43-43	H
10/08/65	L	10-24	H
10/24/65	L	21-30	A
10/30/66	W	24-21	H
09/17/67	L	7-35	A

SERIES RESULTS

10/22/67	L	14-48	H
10/06/68	L	10-41	A
09/28/69	L	23-38	H
09/19/71	W	20-6	H
12/01/74	L	26-41	A
10/03/76	W	48-17	H
12/18/76*	L	21-24	A
09/24/78	W	21-14	A
11/01/81	L	17-27	A
09/29/85	L	20-35	H
01/05/86*	W	27-20	A
11/01/87	W	26-23	H
11/26/89	L	21-24	A
10/09/94	L	17-21	H
01/19/02*	W	16-13	OT H
11/17/02	L	20-27	A
09/08/05	W	30-20	H
12/14/08	W	49-26	A

Notes: Franchise located in Los Angeles from 1982-94. The games on Oct. 16, 1960 and Dec. 9, 1961 were played in San Francisco.

* = Playoffs

PHILADELPHIA EAGLES

Eagles 6, Patriots 5

11/04/73	L	23-24	A
11/27/77	W	14-6	H
10/08/78	W	24-14	H
09/13/81	L	3-13	A
12/09/84	L	17-27	A
11/29/87	L	31-34	OT H
11/04/90	L	20-48	A
12/19/99	L	9-24	A
09/14/03	W	31-10	A
02/06/05*	W	24-21	N
11/25/07	W	31-28	H

*=Super Bowl XXXIX

PITTSBURGH STEELERS

Steelers 14, Patriots 10

10/22/72	L	3-33	A
12/08/74	L	17-21	H
09/26/76	W	30-27	A
09/03/79	L	13-16	H
09/27/81	L	21-27	OT A
12/26/82	L	14-37	A
09/25/83	W	28-23	A
10/19/86	W	34-0	A
12/17/89	L	10-28	A
12/09/90	L	3-24	A
09/15/91	L	6-20	A
12/05/93	L	14-17	A
12/16/95	L	27-41	A
01/05/97*	W	28-3	H
12/13/97	L	21-24	OT H
01/03/98*	L	6-7	A
12/06/98	W	23-9	A
01/27/02*	W	24-17	A
09/09/02	W	30-14	H
10/31/04	L	20-34	A
01/23/05*	W	41-27	A
09/25/05	W	23-20	A
12/09/07	W	34-13	H
11/30/08	L	10-33	H

* = Playoffs

SAN DIEGO CHARGERS

Patriots 20, Chargers 15 (2 Ties)

10/08/60	W	35-0	A
10/28/60	L	16-45	H
10/07/61	L	27-38	H
12/17/61	W	41-0	A
10/19/62	W	24-20	H
12/09/62	W	20-14	A
09/14/63	L	13-17	A

11/10/63	L	6-7	H
01/05/64*	L	10-51	A
09/20/64	W	33-28	A
10/09/64	L	17-26	H
10/17/65	T	13-13	H
10/31/65	W	22-6	A
09/10/66	L	0-24	A
10/23/66	W	35-17	H
09/09/67	L	14-28	A
10/08/67	T	31-31	A
11/10/68	L	17-27	H
10/19/69	L	10-13	H
12/07/69	L	18-28	A
11/15/70	L	14-16	H
12/02/73	W	30-14	H
11/09/75	W	33-19	A
10/16/77	W	24-20	A
10/01/78	W	28-23	H
09/23/79	W	27-21	H
10/16/83	W	37-21	H
11/20/94	W	23-17	H
12/01/96	W	45-7	A
08/31/97	W	41-7	H
10/14/01	W	29-26	OT H
09/29/02	L	14-21	A
10/02/05	L	17-41	H
01/14/07*	W	24-21	A
09/16/07	W	38-14	H
01/20/08*	W	21-12	H
10/12/08	L	10-30	A

Note: Franchise located in Los Angeles in 1960

* = Playoffs

SAN FRANCISCO 49ERS

49ers 7, Patriots 4

10/31/71	L	10-27	A
10/26/75	W	24-16	H
11/30/80	L	17-21	A
10/02/83	L	13-33	H
12/14/86	L	24-29	H
10/22/89	L	20-37	A
10/11/92	L	12-24	H
09/17/95	L	3-28	A
12/20/98	W	24-21	H
01/02/05	W	21-7	H
10/05/08	W	30-21	A

Note: The game on Oct. 22, 1989 was played in Palo Alto, Calif.

SEATTLE SEAHAWKS

Patriots 8, Seahawks 7

10/09/77	W	31-0	H
09/21/80	W	37-31	A
12/19/82	W	16-0	A
12/18/83	L	6-24	A
10/16/84	W	38-23	H
11/17/85	W	20-13	A
09/21/86	L	31-38	H
12/04/88	W	13-7	H
09/24/89	L	3-24	H
10/07/90	L	20-33	H
09/20/92	L	6-10	H
09/19/93	L	14-17	H
10/24/93	L	9-10	A
10/17/04	W	30-20	H
12/07/08	W	24-21	A

ST. LOUIS RAMS

Patriots 6, Rams 5

09/29/74	W	20-14	H
11/16/80	L	14-17	H
12/11/83	W	21-7	A
11/16/86	W	30-28	A
12/24/89	L	20-24	H
09/13/92	L	0-14	A

12/13/98	L	18-32	A
11/18/01	L	17-24	H
02/03/02*	W	20-17	N
11/07/04	W	40-22	A
10/26/08	W	23-16	H

Note: Franchise located in Los Angeles from 1946-94

* = Super Bowl XXXVI

TAMPA BAY BUCCANEERS

Patriots 4, Buccaneers 2

12/12/76	W	31-14	A
10/27/85	W	32-14	A
12/11/88	W	10-7	OT H
11/16/97	L	7-27	A
09/03/00	L	16-21	H
12/17/05	W	28-0	H

TENNESSEE TITANS

Patriots 16, Titans 16 (1 Tie)

11/25/60	L	10-24	H
12/18/60	L	21-37	A
10/13/61	T	31-31	H
11/12/61	L	15-27	A
09/16/62	W	34-21	H
11/18/62	L	17-21	A
11/01/63	W	45-3	H
12/08/63	W	46-28	A
11/06/64	W	25-24	H
11/29/64	W	34-17	A
09/19/65	L	10-31	A
12/18/65	W	42-14	H
11/13/66	W	27-21	H
12/11/66	W	38-14	A
11/05/67	W	18-7	H
11/26/67	L	6-27	A
10/13/68	L	0-16	H
12/15/68	L	17-45	A
11/02/69	W	24-0	H
12/14/69	L	23-27	A
11/07/71	W	28-20	H
11/25/73	W	32-0	A
09/21/75	L	0-7	H
11/12/78	L	23-26	H
12/31/78*	L	14-31	H
11/10/80	L	34-38	A
10/18/81	W	38-10	H
11/28/82	W	29-21	H
10/18/87	W	21-7	A
09/25/88	L	6-31	A
10/08/89	W	23-13	H
09/22/91	W	24-20	H
10/17/93	L	14-28	H
09/20/98	W	27-16	H
12/16/02	L	7-24	A
10/05/03	W	38-30	H
01/10/04*	W	17-14	H
12/31/06	W	40-23	A

Notes: Franchise located in Houston from 1960-96, Named Tennessee Oilers from 1997-98.

* = Playoffs

WASHINGTON REDSKINS

Redskins 6, Patriots 2

10/01/72	W	24-23	H
09/03/78	L	14-16	H
10/25/81	L	22-24	A
09/23/84	L	10-26	H
12/15/90	L	10-25	H
10/13/96	L	22-27	H
09/28/03	L	17-20	A
10/28/07	W	52-7	H

PATRIOTS OVERTIME GAMES

The Patriots are 17-19 all-time in regular-season overtime games during their 49-year history. New England set an NFL record with an eight-game overtime winning streak (including playoffs) from 2000-03. The Patriots are 13-16 when the game is decided by a field goal and 4-3 when a touchdown is the deciding factor. Below is a brief description of each overtime game.

09/26/77...at Cleveland 30, Patriots 27 L

John Smith sent the game into overtime with a 28-yard field goal with no time remaining in regulation. Cleveland's Don Cockroft capped a 10-play, 53-yard drive with a 35-yard game winning field goal after 4:45 of overtime.

09/03/79...Pittsburgh 16, at Patriots 13 L

Pittsburgh's Matt Bahr drilled a 41-yard field goal to give the Steelers the victory at the 5:10 mark in overtime. The clutch field goal came on Bahr's first professional attempt of his career.

11/25/79...Buffalo 16, at Patriots 13 L

Buffalo's Nick Mike-Mayer kicked a 29-yard field goal 4:45 into overtime to give the Bills the victory.

12/08/80...at Miami 16, Patriots 13 L

Uwe von Schamann kicked his third field goal of the day, a 23-yard game-winner, which gave Miami the three-point victory, 3:20 into overtime.

09/27/81...at Pittsburgh 27, Patriots 21 L

The Patriots scored two touchdowns in the fourth quarter to recover from a 21-7 deficit. Unfortunately, Terry Bradshaw hit Lynn Swann with a 24-yard touchdown pass 3:19 into overtime to thwart the Patriots hopes for victory.

11/08/81...Miami 30, at Patriots 27 L

New England's John Smith nailed a 34-yard field goal with 10 seconds remaining in regulation that sent the game into overtime. The Dolphins' Uwe von Schamann kicked a 30-yard field goal, 7:09 into the extra quarter, that gave Miami the victory.

09/04/83...Balt. Colts 29, at Patriots 23 L

The Colts' Raul Allegre kicked a 33-yard field goal as time expired in the fourth quarter to send the game into overtime. On the first play of overtime, Baltimore's LB Johnnie Cooks picked up a Tony Collins fumble and rumbled 52 yards for the game-winning score.

11/24/85...at N.Y. Jets 16, Patriots 13 L

New England's Tony Franklin sent the game into overtime with a 28-yard field goal with 16 seconds remaining in regulation. In the extra session, the Jets' Pat Leahy kicked a 32-yard field goal to give the Jets a 16-13 win.

11/15/87...Dallas 23, at Patriots 17 L

The Cowboys' Roger Ruzek's 20-yard field goal with 28 seconds remaining in regulation tied the game at 17. In overtime, Dallas running back Herschel Walker trotted 60 yards for the game-winning touchdown.

11/29/87...Philadelphia 34, at Patriots 31 L

The Patriots scored the final 21 points of regulation to send the game into overtime tied at 31. After 12:16 elapsed in overtime, the Eagles' Paul McFadden connected from 38 yards, on his second field goal attempt in overtime.

12/11/88...at Patriots 10, Tampa Bay 7 W

The Patriots were victorious in overtime for the first time in franchise history, snapping their 10-game overtime losing streak. Jason Staurovsky kicked a 27-yard field goal, 3:08 into overtime, for the win.

10/29/89...Patriots 23, at Indianapolis 20 W

New England's Greg Davis kicked a 51-yard field goal, 9:57 into overtime, for the 23-20 victory. The Colts' Dean Biasucci sent the game into overtime when he kicked a 39-yard field goal with 51 seconds remaining in regulation.

10/20/91...at Patriots 26, Minnesota 23 W

With no time remaining in overtime, New England's Jason Staurovsky nailed a 42-yard field goal that gave the Patriots a 26-23 victory. The field goal attempt was Staurovsky's second in overtime.

12/08/91...at Patriots 23, Indianapolis 17 W

The Patriots scored the game's final 20 points and won their fourth consecutive overtime game. Hugh Millen connected with Ben Coates for a 2-yard touchdown with seven seconds remaining in regulation and then repeated the feat in overtime when he hit Michael Timpson for the 45-yard game-winning touchdown.

11/15/92...Patriots 37, at Indianapolis 34 W

The Patriots' Charlie Baumann scored the final six points, including the game-winning 18-yard field goal, 11:35 into the extra session. The win snapped the Patriots' nine-game losing streak during the 1992 season. Baumann's 44-yard field goal with two seconds remaining in regulation sent the game into overtime.

12/27/92...Miami 16, at Patriots 13 L

The Dolphins were able to clinch the AFC East crown and a bye in the first round of the playoffs, after they scored the games' final 13 points to win 16-13. Pete Stoyanovich's 35-yard field goal, 6:43 into overtime, propelled the Dolphins to victory.

09/12/93...Detroit 19, at Patriots 16 L

Detroit's Jason Hanson kicked a 38-yard field goal, his fourth of the day, 11:04 into overtime to lift the Lions to victory. Drew Bledsoe threw a 2-yard touchdown pass to Vincent Brisby with two seconds remaining in regulation which sent the game into overtime.

11/07/93...Buffalo 13, at Patriots 10 L

Buffalo's Steve Christie kicked a 27-yard field goal with 14 seconds remaining in regulation to send the contest into overtime. Each team had two opportunities to score in the extra session, and Christie kicked the game winning 32-yard field goal on Buffalo's second chance.

01/02/94...at Patriots 33, Miami 27 W

Drew Bledsoe connected with Michael Timpson for the 36-yard game winning touchdown to cap one of the greatest endings in Patriots history. The lead changed four times in the fourth quarter as the two teams combined for 27 points. Miami's Pete Stoyanovich sent the game into overtime with a 24-yard field goal with four seconds remaining in regulation.

11/13/94...at Patriots 26, Minnesota 20 W

The Patriots completed one of the greatest comebacks in team history, recovering from a 20-0 deficit to defeat the Vikings. New England's Matt Bahr sent the game into overtime when he kicked a 23-yard field goal with 14 seconds remaining. Drew Bledsoe completed a 14-yard touchdown pass to Kevin Turner 4:10 into overtime, to give the Patriots the victory.

PATRIOTS OVERTIME GAMES

10/29/95... Carolina 20, at Patriots 17 L

The Patriots scored 14 points in the fourth quarter on two Curtis Martin touchdown runs and tied the score at 17. However, the expansion Panthers were victorious when John Kasay booted a 29-yard field goal with 7:52 remaining in the extra period.

09/22/96... at Patriots 28, Jacksonville 25 W

The Patriots jumped out to a 22-0 first half lead but the Jaguars clawed their way back. Jaguars quarterback Mark Brunell's touchdown passes of 51, 41 and 61 yards gave them life in the second half and Mike Hollis' 27-yard field goal in the fourth quarter tied the game at 25. However, Patriots' rookie kicker Adam Vinatieri converted five of six field goal attempts, including a 40-yarder in overtime to give the Patriots the victory.

09/14/97... at Patriots 27, N.Y. Jets 24 W

The Patriots won their third consecutive game to open the 1997 season, 27-24, in dramatic fashion when placekicker Adam Vinatieri kicked a 34-yard field goal 6:57 into overtime. The Jets had a chance to win the game at the end of regulation, but defensive end Mike Jones blocked a 29-yard field goal attempt by John Hall with 16 seconds remaining in the game.

12/13/97... Pittsburgh 24, at Patriots 21 L

The Steelers sent the game into overtime on a touchdown pass from Kordell Stewart to Mark Bruener and a two-point conversion. They capitalized on a Drew Bledsoe interception with just over two minutes remaining in the game. In the overtime period, the Steelers won the toss and took their only possession 61 yards downfield to set up the game-winning Norm Johnson field goal.

10/25/98... at Miami 12, Patriots 9 L

The Dolphins scored the game's final six points, including Olindo Mare's game-winning 43-yard kick. New England's Adam Vinatieri accounted for all of the Patriots' nine points, connecting on three of four field goal attempts.

12/26/99... Buffalo 13, at Patriots 10 L

The Patriots missed two field goals, one at the end of regulation and one in overtime, and lost to Buffalo. The Bills scored a touchdown to tie the game at 10 with 4:34 remaining and Steve Christie kicked a 23-yard field goal with 1:51 remaining in overtime for the victory.

11/05/00... Buffalo 16, at Patriots 13 L

Buffalo's Steve Christie booted a 32-yard field goal, the third of his career in overtime against the Patriots. He also tied the game with a 48-yard kick with four seconds remaining in regulation. The Patriots, playing without Drew Bledsoe, took the lead, 13-10 on a 43-yard field goal by Adam Vinatieri.

12/17/00... Patriots 13, at Buffalo 10 W

Aid a snowstorm in Buffalo, Patriots kicker Adam Vinatieri nailed a 24-yard field goal in overtime for the victory. The game time temperature was 35 degrees, with a wind chill of six, and 40 mile-per-hour winds blew snow across the field making traction difficult for both sides. The Patriots and Bills tied the 1984 and 1985 Denver Broncos and Oakland Raiders for an NFL record as they entered overtime for the third consecutive meeting.

10/14/01... at Patriots 29, San Diego 26 W

The Patriots scored 10 points in the final nine minutes of regulation to tie the game at 26. Adam Vinatieri kicked a 23-yard field goal with 3:31 to play and Tom Brady connected with Jermaine Wiggins for a 3-yard touchdown to tie the game with just 36 seconds remaining. In overtime, Vinatieri nailed a 44-yard field goal for the victory.

12/16/01... Patriots 12, at Buffalo 9 W

The Patriots and Bills needed overtime to decide the outcome of their game for the fourth time in five meetings. Adam Vinatieri converted all four of his field goal attempts, including the game-winning 23-yard field goal in overtime. Former Bills RB Antowain Smith led the Patriots with 95 yards rushing, including a 38-yard run in overtime to get New England in field goal position.

01/19/02... at Patriots 16, Raiders 13* W

Adam Vinatieri boomed a 45-yard field goal with 27 seconds remaining in regulation to tie the game up at 13 and send it into overtime. The game time temperature dipped to 25 degrees and the field was covered by five inches of snow that didn't let up until the game was over. In overtime the Patriots drove 61 yards on 15 plays and Vinatieri nailed a 23-yard field goal for the 16-13 victory. The Patriots became just the second team in postseason overtime history (16 games) to win the contest on the opening drive of the extra stanza.

*-AFC Divisional Playoff Game

09/22/02... at Patriots 41, Chiefs 38 W

The Patriots and Chiefs scored 42 points in the fourth quarter, including the last 14 by the Chiefs to tie the game at 38 at the end of regulation. The Patriots won the toss and drove 53 yards on nine plays and Adam Vinatieri nailed a 35-yard field goal for the Patriots victory. It was also the first overtime game at Gillette Stadium.

12/29/02... at Patriots 27, Dolphins 24 W

The Patriots trailed 21-7 with 1:06 remaining in the first half, but outscored the Dolphins 20-3 the rest of the way for their sixth consecutive overtime victory. New England scored the game's final 11 points on a Tom Brady touchdown pass to Troy Brown, they successfully converted the two-point conversion on a Brady to Christian Fauria pass and then Adam Vinatieri boomed a 43-yard field goal with 1:09 remaining in regulation. New England won the toss and drove 43 yards on seven plays and Vinatieri kicked a 35-yard game-winning field goal.

10/19/03... Patriots 19, at Dolphins 13 W

Richard Seymour blocked a 35-yard field goal attempt with 2:00 left in the game to send the game into the extra session. In overtime, Miami's Olindo Mare missed another 35-yard attempt wide right, then a Tyrone Poole interception at the Patriots' 18-yard line snuffed out another Miami opportunity in overtime. On the next play, Tom Brady hit Troy Brown for an 82-yard touchdown strike, sending the Patriots home with a 19-13 win.

11/23/03... Patriots 23, at Texans 20 W

The Patriots set the all-time NFL mark with their eighth consecutive overtime victory in a nail-biter in the Lone Star State. The Texans took a 20-13 lead into the final minute of the game, but Tom Brady found Daniel Graham for a four-yard touchdown strike to tie the game at 20 with just 40 seconds left in regulation. The extra frame was a possession battle until the Patriots mounted a 76-yard drive in the final minutes of overtime, ending in a 28-yard field goal by Adam Vinatieri with 45 seconds left.

11/13/08... Jets 34, at Patriots 31 L

The Patriots had their NFL-record eight-game overtime winning streak snapped in a loss to the Jets at Gillette Stadium. New England rallied from a 24-6 second-quarter deficit to tie the game at 24-24 early in the fourth quarter. New York held a 31-24 lead into the final minute, but Randy Moss made a memorable tiptoe catch from Matt Cassel along the side of the end zone for a 16-yard touchdown with one second left to force overtime. But, New York won the coin toss and marched 64 yards on 14 plays to set up a game-winning 34-yard field goal by Jay Feely.

YEAR-BY-YEAR ATTENDANCE

REGULAR-SEASON ATTENDANCE

YEAR	HOME GAMES			AWAY GAMES			SEASON TOTAL	
	GMS	ATTENDANCE	AVG.	GMS	ATTENDANCE	AVG.	TOTALS	AVG.
1960	7	118,260	16,894	7	110,316	15,759	228,576	16,327
1961	7	115,610	16,516	7	129,984	18,569	245,594	17,542
1962	7	150,626	21,518	7	170,983	24,426	321,609	22,972
1963	7	169,870	24,267	7	143,936	20,562	313,806	22,415
1964	7	199,652	28,522	7	175,246	25,035	374,898	26,778
1965	7	143,098	20,443	7	245,485	35,069	388,583	27,756
1966	7	190,138	27,163	7	240,668	34,381	430,806	30,772
1967*	6	138,861	23,144	8	287,279	35,910	426,140	30,439
1968**	7	156,459	22,351	7	289,204	41,315	445,663	31,833
1969	7	149,412	21,345	7	284,587	40,655	433,999	31,000
1970	7	245,537	35,077	7	361,842	51,692	607,379	43,384
1971	7	411,109	58,730	7	383,143	54,735	794,252	56,732
1972	7	426,993	60,999	7	402,159	57,451	829,152	59,225
1973	7	410,443	58,635	7	416,805	59,544	827,248	59,089
1974	7	420,903	60,129	7	411,595	58,799	832,498	59,464
1975	7	411,490	58,784	7	379,112	54,159	790,602	56,472
1976	7	378,994	54,142	7	387,432	55,347	766,426	54,745
1977	7	415,959	59,423	7	399,419	57,060	815,378	58,241
1978	8	478,978	59,872	8	455,679	56,960	934,657	58,416
1979	8	473,141	59,143	8	502,492	62,812	975,633	60,977
1980	8	458,283	57,285	8	442,001	55,250	900,284	56,268
1981	8	414,741	51,843	8	413,073	51,634	827,814	51,738
1982@	4	149,188	37,297	5	231,781	46,356	380,969	42,330
1983	8	370,958	46,370	8	416,024	52,003	786,982	49,186
1984	8	392,275	49,034	8	468,464	58,558	860,739	53,796
1985	8	438,817	54,852	8	458,341	57,293	897,158	56,072
1986	8	477,688	59,711	8	537,779	67,222	1,015,467	63,467
1987@	8	374,302	46,788	7	431,739	61,677	806,041	53,736
1988	8	438,627	54,828	8	400,372	50,047	838,999	52,437
1989	8	388,522	48,565	8	494,981	61,873	883,503	55,219
1990	8	311,623	38,953	8	417,304	52,163	728,927	45,558
1991	8	303,116	37,890	8	433,249	54,156	736,365	46,023
1992	8	308,409	38,551	8	430,820	53,853	739,229	46,202
1993	8	362,964	45,371	8	443,708	55,464	806,672	50,417
1994	8	472,718	59,090	8	481,673	60,209	954,391	59,649
1995	8	466,743	58,343	8	504,373	63,047	971,116	60,695
1996	8	468,301	58,538	8	522,829	65,354	991,130	61,946
1997	8	477,431	59,679	8	547,518	68,440	1,024,949	64,059
1998	8	475,828	59,479	8	516,846	64,606	992,674	62,042
1999	8	461,624	57,703	8	553,917	69,240	1,015,541	63,471
2000	8	458,880	57,360	8	548,258	68,532	1,007,138	62,946
2001	8	482,336	60,292	8	497,035	62,129	979,371	61,211
2002	8	547,488	68,436	8	548,581	68,573	1,096,069	68,152
2003	8	547,488	68,436	8	580,027	72,503	1,127,515	70,470
2004	8	550,048	68,756	8	558,162	69,770	1,108,210	69,263
2005	8	550,048	68,756	8	586,855	73,357	1,136,903	71,056
2006	8	550,048	68,756	8	560,722	70,090	1,110,770	69,423
2007	8	550,048	68,756	8	559,318	69,915	1,109,366	69,335
2008	8	550,048	68,756	8	550,100	68,763	1,100,148	68,759
Totals	369	18,404,123	49,876	371	20,313,216	54,753	38,717,339	52,321

POSTSEASON ATTENDANCE

YEAR	HOME GAMES			AWAY/NEUTRAL GAMES			SEASON TOTAL	
	GMS	ATTENDANCE	AVG.	GMS	ATTENDANCE	AVG.	TOTAL	AVG.
1963	-	-	-	2	64,314	32,157	64,314	32,157
1976	-	-	-	1	54,037	54,037	54,037	54,037
1978	1	61,297	61,297	-	-	-	61,297	61,297
1982	-	-	-	1	68,842	68,842	68,842	68,842
1985	-	-	-	4^	308,690	77,173	308,690	77,173
1986	-	-	-	1	76,105	76,105	76,105	76,105
1994	-	-	-	1	77,452	77,452	77,452	77,452
1996	2	120,378	60,189	1^	72,301	72,301	192,679	64,226
1997	1	60,041	60,041	1	61,228	61,228	121,269	60,635
1998	-	-	-	1	72,559	72,559	72,559	72,559
2001	1	60,292	60,292	2^	137,626	68,811	197,918	65,973
2003	2	136,872	68,436	1^	71,525	71,525	208,397	69,466
2004	1	68,756	68,756	2^	143,367	71,684	212,123	70,708
2005	1	68,756	68,756	1	76,238	76,238	144,994	72,497
2006	1	68,756	68,756	2	126,243	63,122	194,999	65,000
2007	2	137,512	68,756	1^	71,101	71,101	208,613	69,538
Totals	12	782,660	65,222	22	1,481,628	67,346	2,264,288	66,597
GRAND TOTALS	381	19,186,783	50,359	393	21,794,844	55,457	40,981,627	52,947

*-Game vs. Chargers was moved to San Diego due to a World Series scheduling conflict at Fenway Park.

** -Game vs. Jets was moved to Birmingham, Ala. due to a scheduling conflict at Fenway Park, but still considered a "home" game for the Patriots.

^ -Super Bowls played at a neutral site.

@ -1982 and 1987 season were shortened due to player strikes.

1960 FINAL STATISTICS (5-9)

Head Coach: Lou Saban • Fourth in AFL East • Home Stadium: Boston University Field

DATE	W/L	SCORE	OPPONENT	ATTENDANCE
9/09	L	10-13	Denver	21,597
9/16	W	28-24	at N.Y. Titans	19,200
9/23	L	0-13	Buffalo	20,732
10/08	W	35-0	at L.A. Chargers	18,226
10/16	L	14-27	at Oakland	11,500
10/23	L	24-31	at Denver	12,683
10/28	L	16-45	L.A. Chargers	13,988
11/04	W	34-28	Oakland	8,446
11/11	W	38-21	N.Y. Titans	11,653
11/18	W	42-14	Dallas Texans	14,721
11/25	L	10-24	Houston	27,123
12/04	L	14-38	at Buffalo	14,335
12/11	L	0-34	at Dallas Texans	12,000
12/18	L	21-37	at Houston	22,352

Team Statistics

	PATS	OPP
TOTAL FIRST DOWNS	234	237
By Rushing	86	78
By Passing	126	135
By Penalty	22	24
TOTAL NET YARDS	4116	4255
Avg. per Game	294.0	303.9
Total Offensive Plays	874	935
Avg. per Play	4.7	4.6
NET YARDS RUSHING	1512	1513
Total Rushing Plays	363	477
Avg. per Rush	4.2	3.2
Avg. per Game	108.0	108.1
NET YARDS PASSING	2604	2742
Avg. per Game	186.0	195.0
Sacked/Yards Lost	36/261	29/219
Gross Yards Passing	2865	2958
Att./Completions	475/223	429/210
Completion Pct.	46.9	49.0
Had Intercepted	23	25
PUNTS/AVERAGE	78/35.8	74/37.2
PENALTIES/YARDS	69/730	77/825
FUMBLES/BALLS LOST	36/22	41/20
TOUCHDOWNS	37	46
Rushing	11	21
Passing	25	19
Returns	1	6

Score by Periods	1	2	3	4	OT	Total
Patriots	85	47	117	37	-	286
Opponents	36	119	89	105	-	349

SCORING	TD	Ru	Pa	Rt	PAT	FG	S	TP
Cappelletti	0	0	0	0	30/32	8/22	0	60
Colclough	0	0	0	0	0	0	0	54
Christy	6	4	2	0	0	0	0	36
Lofton	4	0	4	0	0	0	0	24
Miller	3	1	2	0	0	0	0	18
Johnson	3	0	3	0	0	0	0	18
Stephens	3	0	3	0	0	0	0	18
Crawford	2	2	0	0	0	0	0	14
Songin	2	2	0	0	0	0	0	12
Beach	1	0	1	0	0	0	0	6
Burton	1	1	0	0	0	0	0	6
Livingston	1	1	0	0	0	0	0	6
Shonta	1	0	0	1	0	0	0	6
Wells	1	0	1	0	0	0	0	6
Team	0	0	0	0	0	0	1	2
Cudzik	0	0	0	0	0/0	0/1	0	0
Patriots	37	11	25	1	30/32	8/23	1	286
Opponents	46	21	19	6	43/46	10/27	0	349

2-pt conv.: Cappelletti 3-4, Crawford 1-1.

Patriots: 4-5, Opp.: 0-0.

RUSHING	NO	YDS	AVG	LG	TD
Miller	101	416	4.2	33	1
Christy	78	363	4.7	48	4
Burton	66	280	4.3	77	1
Crawford	51	238	4.7	39t	2
Wells	14	59	4.2	13	0
Greene	7	44	6.3	21	0
Songin	11	40	3.6	20	2
Garron	8	27	3.4	9	0
Crouthamel	4	16	4.0	6	0
Livingston	10	16	1.6	5	1
Washington	2	10	5.0	7	0
White	5	7	1.4	5	0
Beach	6	-4	-0.7	3	0
Patriots	363	1512	4.2	77	11
Opponents	477	1513	3.2	87	21

RECEIVING	NO	YDS	AVG	LG	TD
Colclough	49	666	13.6	61	9
Miller	29	284	9.8	48t	2
Christy	26	268	10.3	53	2
Stephens	22	320	14.5	53	3
Burton	21	196	9.3	35	0
Lofton	19	360	18.9	39	4
Wells	14	206	14.7	78	1
Johnson	11	186	16.9	51t	3
Crawford	10	92	9.2	40	0
Beach	9	132	14.7	51t	1
Green	3	52	17.3	31	0
White	2	24	12.0	13	0
Atchason	2	22	11.0	14	0
Long	2	10	5.0	5	0
Cappelletti	1	28	28.0	28	0
Cudzik	1	11	11.0	11	0
Garron	1	8	8.0	8	0
Livingston	1	0	0.0	0	0
Patriots	223	2865	12.8	78	25
Opponents	210	2958	14.1	--	19

INTERCEPTIONS	NO	YDS	AVG	LG	TD
Cappelletti	4	68	17.0	27	0
Jacobs	4	26	6.5	14	0
Brune	3	35	11.7	18	0
Washington	3	13	4.3	13	0
O'Hanley	3	1	0.3	1	0
Shonta	2	101	50.5	52	0
Soltis	2	33	16.5	33	0
Rudolph	2	13	6.5	13	0
Dee	1	14	14.0	14	0
Brown	1	8	8.0	8	0
Patriots	25	312	12.5	52	0
Opponents	23	336	14.6	66t	3

PUNTING	NO	YDS	AVG	LG	BLK
Greene	61	2253	36.9	66	1
Washington	17	539	31.7	48	0
Patriots	78	2792	35.8	66	1
Opponents	74	2750	37.2	--	1

PUNT RETURNS	NO	YDS	AVG	LG	TD
Wells	12	66	5.6	19	0
Christy	8	73	9.1	29	0
Brune	4	31	7.7	19	0
Beach	1	21	21.0	21	0
Cappelletti	1	3	3.0	3	0
Burton	1	0	0.0	0	0
Patriots	27	194	7.2	29	0
Opponents	21	361	17.2	76t	3

KICK RETURNS	NO	YDS	AVG	LG	TD
Christy	24	617	25.7	52	0
Wells	11	275	28.5	33	0
Beach	7	146	20.7	33	0
Burton	4	161	40.3	59	0
Cappelletti	4	100	25.0	37	0
Brune	2	39	19.5	20	0
Crouthamel	2	27	13.5	15	0
Garron	1	21	21.0	21	0
Smith	1	13	13.0	13	0
Hunt	1	8	8.0	8	0
DeLuca	1	8	8.0	8	0
Livingston	1	3	3.0	3	0
Greene	1	3	3.0	3	0
Patriots	60	1421	23.7	59	0
Opponents	50	1123	22.5	88t	1

Sacks: Rudolph 3.0, Dee 2.5, Jacobs 2.0, Sardisco 2.0, Addison 1.0, Hauser 0.5, Team 8.0.

FIELD GOALS 1-19	20-29	30-39	40-49	50+
Cappelletti	1-1	4-5	3-6	0-9
Cudzik	--	--	--	0-1
Patriots	1-1	4-5	3-6	0-10
Opponents	4-4	3-6	1-6	2-11

Cappelletti: (34G) () (50N) (23G,33G) (47N) (12G,48N,42N) (38N,48B) (42N,37N,27G,27G) (39N,30G,45B,43N) () (20G,40N) (43N,27N) () ().

Cudzik: () () () () () () () () () () (48N) ()

Opponents: () (23G) (38N) () (40N)(42N,47N,9G) (35B,41N,18G) (47N,38N) (44N) (42N) (35N,20N,32N,16G) (27N,45G) (28N,42N,24G,49N,46G) (32G,26G,10G).

Editors Note: Due to insufficient data, the starting line-ups from 1960-67 are incomplete.

1960 Coaching Staff: Joe Collier, Defensive Backfield, Mike Holovak, Offensive Backfield, Red Miller, Offensive Line, Jerry Smith, Defensive Line.

No AFL All-Star Game Played

PASSING	ATT	CMP	YARDS	CMP%	YDS/ATT	TD	TD%	INT	INT%	LG	SK/YDS	RATING
Songin	392	187	2476	47.7	6.32	22	5.6	15	3.8	78	--/--	70.9
Greene	63	27	251	42.9	3.98	1	1.6	6	9.5	31	--/--	20.1
Christy	11	6	94	54.5	8.55	2	18.2	2	18.2	39	--/--	83.1
White	7	3	44	42.9	6.29	0	0.0	0	0.0	23	--/--	64.0
Dimitroff	2	0	0	0.0	0.00	0	0.0	0	0.0	0	--/--	39.6
Patriots	475	223	2865	46.9	6.03	25	5.3	23	4.8	78	36/261	63.7
Opponents	429	210	2958	49.0	6.90	19	4.4	25	5.8	--	29/216	62.1

1961 FINAL STATISTICS (9-4-1)

Head Coaches: Lou Saban (2-3), Mike Holovak (7-1-1) • Second in AFL East • Home Stadium: Boston University Field

DATE	W/L	SCORE	OPPONENT	ATTENDANCE
9/09	L	20-21	N.Y. Titans	16,683
9/16	W	45-17	Denver	14,479
9/23	W	23-21	at Buffalo	21,504
10/01	L	30-37	at N.Y. Titans	15,189
10/07	L	27-38	San Diego	17,748
10/13	T	31-31	Houston	15,070
10/22	W	52-21	Buffalo	9,398
10/29	W	18-17	at Dallas Texans	20,500
11/03	W	28-21	Dallas Texans	25,063
11/12	L	15-27	at Houston	35,649
11/17	W	20-17	Oakland	17,169
12/03	W	28-24	at Denver	9,303
12/09	W	35-21	at Oakland	6,500
12/17	W	41-0	at San Diego	21,339

Team Statistics

	PATS	OPP
TOTAL FIRST DOWNS	238	243
By Rushing	93	72
By Passing	120	151
By Penalty	25	20
TOTAL NET YARDS	4214	4123
Avg. per Game	301.0	294.5
Total Offensive Plays	936	967
Avg. per Play	4.5	4.3
NET YARDS RUSHING	1675	1041
Total Rushing Plays	389	350
Avg. per Rush	4.3	3.0
Avg. per Game	119.6	74.4
NET YARDS PASSING	2539	3082
Avg. per Game	181.4	220.1
Sacked/Yards Lost	33/256	44/408
Gross Yards Passing	2795	3490
Att./Completions	420/206	479/241
Completion Pct.	49.0	50.3
Had Intercepted	21	22
PUNTS/AVERAGE	64/37.6	71/40.7
PUNT RETURN/AVG	32/13.0	15/16.3
PENALTIES/YARDS	64/659	67/662
FUMBLES/BALLS LOST	24/9	36/20
TOUCHDOWNS	52	41
Rushing	15	9
Passing	29	27
Returns	8	5
Score by Periods	1 2 3 4 OT Total	
Patriots	98 98 118 99	- 413
Opponents	45 109 51 108	- 313
SCORING	TD Ru Pa Rt PAT FG S TP	
Cappelletti	8 0 8 0	48/50 17/32 0 147
Lott	11 5 6 0	0 66
Colclough	9 0 0 0	0 54
Garron	6 2 3 1	0 36
Parilli	5 5 0 0	0 32
Webb	4 0 0 4	0 24
Stephens	3 0 2 1	0 18
Burton	3 2 0 1	0 18
Johnson	1 0 1 0	0 6
Moore	1 0 0 1	0 6
Yewcic	1 1 0 0	0 6
Patriots	52 15 29 8	48/50 17/32 0 413
Opponents	41 9 27 5	40/40 9/23 0 313
2-pt conv.: Parilli 1-1, Songin 0-1. Patriots 1-2, Opp. 0-1.		

RUSHING	NO	YDS	AVG	LG	TD
Lott	100	461	4.6	38	5
Garron	69	389	5.6	85t	2
Burton	82	260	3.2	43	2
Parilli	38	183	4.8	24	5
Crawford	41	148	3.6	34	0
West	26	90	3.5	31	0
Yewcic	11	51	4.6	13	1
Songin	8	39	4.9	11	0
Colclough	3	37	12.3	16	0
Schwedes	10	14	1.4	5	0
Washington	1	3	3.0	3	0
Patriots	389	1675	4.3	85t	15
Opponents	350	1041	3.0	29	9

RECEIVING	NO	YDS	AVG	LG	TD
Cappelletti	45	768	17.1	53	8
Colclough	42	757	18.0	58t	9
Lott	32	333	10.4	47	6
Garron	24	341	14.2	51t	2
Stephens	19	186	9.8	31	2
Burton	13	115	8.8	45	0
Crawford	9	85	9.4	25	0
Johnson	9	82	9.1	21	1
Yewcic	6	56	9.3	46	0
West	5	42	8.4	18	0
Schwedes	1	21	21.0	21	0
Washington	1	9	9.0	9	0
Patriots	206	2795	13.6	58t	29
Opponents	241	3490	14.5	75t	27

INTERCEPTIONS	NO	YDS	AVG	LG	TD
Webb	5	153	30.6	59	2
Washington	4	45	11.3	33	0
Addison	4	17	4.3	10	0
Bruney	2	20	10.0	12	0
Robotti	2	18	9.0	11	0
Hall	2	12	6.0	12	0
Beach	1	37	37.0	37	0
Loudd	1	12	12.0	12	0
Shonta	1	12	12.0	12	0
Patriots	22	326	14.8	59	2
Opponents	21	198	9.4	38	1

PUNTING	NO	YDS	AVG	LG	Blk
Yewcic	64	2406	37.6	64	2
Patriots	64	2406	37.6	64	2
Opponents	71	2887	40.7	70	2

PUNT RETURNS	NO	YDS	AVG	LG	TD
Bruney	23	109	4.7	11	0
Burton	8	128	16.0	62	0
Lott	1	8	8.0	8	0
Patriots	32	245	13.0	62	0
Opponents	15	245	16.3	55	2

KICK RETURNS	NO	YDS	AVG	LG	TD
Garron	16	438	27.4	89	1
Burton	15	401	26.7	91t	1
West	7	191	27.3	37	0
Long	4	24	6.0	11	0
Beach	2	38	19.0	20	0
Webb	1	21	21.0	21	0
Ratkowski	1	17	17.0	17	0
Stephens	1	6	6.0	6	0
Schwedes	1	0	0.0	0	0
Cudzik	1	0	0.0	0	0
Patriots	49	1136	23.2	91t	2
Opponents	53	1255	23.7	90t	1

Sacks: Loudd 7.0, Dee 5.5, Addison 3.5, Hunt 3.0, Klein 2.5, Jacobs 1.0, Robutti 1.0, Hall 0.5, Team 3.0.

FIELD GOALS	1-19	20-29	30-39	40-49	50+
Cappelletti	3-3	3-7	9-14	2-8	0-0
Patriots	3-3	3-7	9-14	2-8	0-0
Opponents	4-4	4-7	1-4	0-6	0-2

Cappelletti: (28G,32G,32N) (35G) (36G, 35G,27N,46G) (34G,30G,22N,16G,46B) () (42N,17G, 42N) (12G) (24G)(47N,27B) (33G,29N) (29G, 33G,42N) (32B) (32N,35N,40N) (40G,32N,38G).

Opponents: () (34G,27N,52N) () (26G) (10G, 41N,26N) (35N,49N,24G) () (25G,42N,32N,38N) (44N) (25G,19G) (16G,60N)(23N,18G,43N, 43N) () ().

Editors Note: Due to insufficient data, the starting line-ups from 1960-67 are incomplete.

1961 Coaching Staff: Joe Collier, Defensive Backfield, Mike Holovak, Offensive Backfield, Red Miller, Offensive Line, Jerry Smith, Defensive Line.

AFL All-Stars (7): LB Tom Addison (1), DB Fred Bruney (1), WR Gino Cappelletti (1), DE Bob Dee (1), HB Larry Garron (1), DT Jim Hunt (1), G Charlie Leo (1).

PASSING	ATT	CMP	YARDS	CMP%	YDS/ATT	TD	TD%	INT	INT%	LG	SK/YDS	RATING
Songin	212	98	1429	46.2	6.74	14	6.6	9	4.2	58t	--/--	73.0
Parilli	198	104	1314	52.5	6.64	13	6.6	9	4.5	53	--/--	76.5
Yewcic	8	3	25	37.5	3.13	1	12.5	2	25.0	18t	--/--	46.4
Cappelletti	1	1	27	100.0	27.00	1	100.0	0	0.0	27t	--/--	158.3
Burton	1	0	0	0.0	0.00	0	0.0	1	0.0	0	--/--	0.0
Patriots	420	206	2795	49.0	6.65	29	6.9	21	5.0	58t	33/256	72.9
Opponents	479	241	3490	50.3	7.29	27	5.6	22	4.6	75t	44/408	74.0

1962 FINAL STATISTICS (9-4-1)

Head Coach: Mike Holovak • Second in AFL East • Home Stadium: Boston University Field

DATE	W/L	SCORE	OPPONENT	ATTENDANCE
9/08	L	28-42	at Dallas Texans	32,000
9/16	W	34-21	* Houston	32,276
9/21	W	41-16	Denver	21,038
10/06	W	43-14	at N.Y. Titans	14,412
10/12	L	7-27	Dallas Texans	23,874
10/19	W	24-20	San Diego	20,888
10/26	W	26-16	Oakland	12,514
11/03	T	28-28	at Buffalo	33,247
11/11	W	33-29	at Denver	28,187
11/18	L	17-21	at Houston	35,250
11/23	W	21-10	Buffalo	20,021
11/30	W	24-17	N.Y. Titans	20,015
12/09	W	20-14	at San Diego	19,887
12/16	L	0-20	at Oakland	8,000

*Harvard Stadium

SCORING	TD	Ru	Pa	Rt	PAT	FG	S	TP	PUNT RETURNS	NO	YDS	AVG	LG	TD
Cappelletti	5	0	5	0	38/40	20/37	0	128	Burton	21	122	5.8	22	0
Colclough	10	0	10	0	0	60	0	60	Bruney	3	8	2.7	7	0
Burton	7	2	4	1	0	42	0	42	Buoniconiti	1	8	8.0	8	0
Garron	6	2	3	1	0	36	0	36	Hall	1	0	0.0	0	0
Crawford	4	2	2	0	0	26	0	26	Patriots	26	138	5.3	22	0
Yewcic	2	2	0	0	0	12	0	12	Opponents	11	54	4.9	15	0
Parilli	2	2	0	0	0	12	0	12						
Romeo	1	0	1	0	0	6	0	6	KICK RETURNS	NO	YDS	AVG	LG	TD
Addison	1	0	0	1	0	6	0	6	Garron	24	686	28.6	95t	1
King	1	1	0	0	0	6	0	6	Burton	13	238	18.3	42	0
Bruney	1	0	0	1	0	6	0	6	King	9	177	19.7	28	0
Hall	1	0	0	1	0	6	0	6	Stephens	2	46	23.0	31	0
Patriots	41	11	25	5	38/40	20/37	0	346	Crawford	2	24	12.0	18	0
Opponents	36	14	19	3	32/33	15/26	0	295	Loudd	1	15	15.0	15	0

2-pt conv.: Crawford 1-1. Patriots 1-1. Opp.: 1-3.

Team Statistics

	PATS	OPP
TOTAL FIRST DOWNS	230	220
By Rushing	100	68
By Passing	114	136
By Penalty	16	16
TOTAL NET YARDS	4736	4534
Avg. per Game	338.3	323.9
Total Offensive Plays	943	982
Avg. per Play	5.0	4.6
NET YARDS RUSHING	1970	1426
Total Rushing Plays	432	393
Avg. per Rush	4.6	3.6
Avg. per Game	140.7	101.9
NET YARDS PASSING	2766	3108
Avg. per Game	197.6	222.0
Sacked/Yards Lost	23/164	34/327
Gross Yards Passing	2930	3435
Att./Completions	382/195	450/216
Completion Pct.	51.0	48.0
Had Intercepted	13	25
PUNTS/AVERAGE	69/38.5	79/38.5
PUNT RETURNS/AVG	26/5.3	11/4.9
PENALTIES/YARDS	52/456	62/554
FUMBLES/BALLS LOST	37/20	26/10
TOUCHDOWNS	41	36
Rushing	11	14
Passing	25	19
Returns	5	3
Score by Periods	1 2 3 4	OT Total
Patriots	50 116 78 102	- 346
Opponents	65 104 55 71	- 295

RUSHING	NO	YDS	AVG	LG	TD
Burton	134	548	4.1	59	2
Crawford	139	459	3.3	22	2
Garron	67	392	5.9	41t	2
Yewcic	33	215	6.5	27t	2
Parilli	28	169	6.0	33t	2
King	21	144	6.9	71t	1
Lott	8	34	4.3	11	0
Colclough	1	14	14.0	14	0
Cappelletti	1	-5	-5.0	-5	0
Patriots	432	1970	4.6	71t	11
Opponents	393	1426	3.6	63t	14

RECEIVING	NO	YDS	AVG	LG	TD
Colclough	40	868	21.7	78t	10
Burton	40	461	11.5	69t	4
Romeo	34	608	17.8	62	1
Cappelletti	34	479	14.0	40	5
Crawford	22	224	10.1	44	2
Garron	18	236	8.4	63t	3
King	5	42	8.4	33	0
Webb	1	11	11.0	11	0
Lott	1	1	1.0	1	0
Patriots	195	2930	15.0	78t	25
Opponents	216	3435	15.9	97t	19

INTERCEPTIONS	NO	YDS	AVG	LG	TD
O'Hanley	5	83	16.6	28	0
Felt	5	73	14.6	22	0
Addison	5	42	8.4	16	1
Hall	3	94	31.3	47t	1
Bruney	3	70	23.3	33t	1
Buoniconiti	2	3	1.5	3	0
Shonta	2	0	0.0	0	0
Patriots	25	365	14.6	47	3
Opponents	13	55	4.2	15	1

PUNTING	NO	YDS	AVG	LG	BLK
Yewcic	69	2654	38.5	56	1
Patriots	69	2654	38.5	56	1
Opponents	79	3040	38.5	75	0

Sacks: Eisenhauer 5.5, Addison 5.0, Dee 4.0, Richardson 3.0, Rudolph 3.0, Klein 1.5, Bruney 1.0, Buoniconiti 1.0, Team 4.0.

FIELD GOALS	1-19	20-29	30-39	40-49	50+
Cappelletti	7-9	5-9	7-11	1-6	0-0
Patriots	7-9	5-9	7-11	1-6	0-0
Opponents	5-7	3-5	3-5	4-9	0-0

Cappelletti: (46B) (16N,46G,20G) (28G,33G) (28G,12G,38G) (44N,47N) (13G,31N) (25G, 17G,31G,11G) (38N) (35G,37G,18G,14N, 39G) (30N,26G, 20N,26N) (25N) (32G) (29N,18G, 43B, 9G) (37N,44N,32N,26N).

Opponents: () (49N,10N) (37B,18G) () (33G, 26N,24G) (43G,27G) (19G,27N) (14N,46N) (39N,16G,19G,46G,45N) () (36G) (47N,47N,37G) (42G,42G) (19G,21G).

Editors Note: Due to insufficient data, the starting line-ups from 1960-67 are incomplete.

1962 Coaching Staff: Fred Bruney, Defensive Backfield, Marion Campbell, Defensive Line, Art Spinney, Offensive Line.

AFL All-Stars (6): LB Tom Addison (2), DB Fred Bruney (2), DE Larry Eisenhauer (1), WR Jim Colclough (1), DB Dick Felt (1), T Charlie Long (1).

PASSING	ATT	CMP	YARDS	CMP%	YDS/ATT	TD	TD%	INT	INT%	LG	SK/YDS	RATING
Parilli	252	140	1988	55.3	7.86	18	7.1	8	3.2	67t	--/--	91.8
Yewcic	126	54	903	42.9	7.17	7	5.6	5	4.0	78t	--/--	69.6
Garron	3	1	39	33.3	13.00	0	0.0	0	0.0	39	--/--	81.9
Patriots	382	195	2930	51.0	7.67	25	6.5	13	3.4	78t	23/164	84.2
Opponents	450	216	3435	48.0	7.63	19	4.2	25	5.6	97t	34/327	64.8

1963 FINAL STATISTICS (7-6-1)

Head Coach: Mike Holovak • First in AFL East • Home Stadium: Fenway Park

DATE	W/L SCORE	OPPONENT	ATTENDANCE
9/08	W 38-14 *	N.Y. Jets	24,120
9/14	L 13-17 at	San Diego	26,097
9/22	W 20-14 at	Oakland	17,131
9/29	L 10-14 at	Denver	18,636
10/05	L 24-31 at	N.Y. Jets	16,769
10/11	W 20-14	Oakland	26,494
10/18	W 40-21	Denver	25,418
10/26	L 21-28 at	Buffalo	29,243
11/01	W 45-3	Houston	31,185
11/10	L 6-7	San Diego	28,402
11/17	T 24-24	Kansas City	17,200
12/01	W 17-7	Buffalo	16,981
12/08	W 46-28 at	Houston	23,462
12/14	L 3-35 at	Kansas City	12,598
AFL Playoffs			
12/28	W 26-8 at	Buffalo	33,044
1/05	L 10-51 at	San Diego	30,127

* game played at Boston College Alumni Stadium.

Team Statistics

TOTAL FIRST DOWNS

227 222

By Rushing 92 59

By Passing 115 144

By Penalty 20 19

TOTAL NET YARDS

4201 3834

Avg. per Game 300.1 273.9

Total Offensive Plays 874 842

Avg. per Play 4.8 4.6

NET YARDS RUSHING

1618 1107

Total Rushing Plays 437 310

Avg. per Rush 3.7 3.6

Avg. per Game 115.6 79.1

NET YARDS PASSING

2583 2727

Avg. per Game 184.5 194.8

Sacked/Yards Lost 27/233 56/526

Gross Yards Passing 2816 3253

Att./Completions 410/184 476/230

Completion Pct. 44.9 48.3

Had Intercepted 29 29

PUNTS/AVERAGE

75/38.4 88/39.9

PUNT RETURNS/AVG

40/9.3 25/13.0

PENALTIES/YARDS

64/614 62/1583

FUMBLES/BALLS LOST

29/12 27/13

TOUCHDOWNS

37 35

Rushing 16 12

Passing 17 21

Returns 4 2

Score by Periods

1 2 3 4 OT Total

Patriots 60 97 72 98 - 327

Opponents 56 69 59 73 - 257

SCORING	TD	Ru	Pa	Rt	PAT	FG	S	TP
Cappelletti	2	0	2	0	35/36	22/38	0	113
Graham	5	0	5	0	0	0	0	30
Crump	5	5	0	0	0	0	0	30
Parilli	5	5	0	0	0	0	0	30
Garron	4	2	2	0	0	0	0	24
Colclough	3	0	3	0	0	0	0	18
Lott	3	2	1	0	0	0	0	18
Romeo	3	0	3	0	0	0	0	18
Suci	2	0	0	2	0	0	0	12
Buoniconti	1	0	0	1	0	0	0	6
Crawford	1	1	0	0	0	0	0	6
Yewcic	1	1	0	0	0	0	0	6
Neumann	1	0	1	0	0	0	0	6
Hunt	1	0	0	1	0	0	0	6
Rudolph	0	0	0	0	0	1	2	0
TEAM	0	0	0	0	0	1	2	0
Patriots	37	16	17	4	35/36	22/38	0	327
Opponents	35	12	21	2	35/35	4/21	0	257

2-pt conv.: Crawford 0-1, Patriots 0-1, Opp.: 0-0.

RUSHING	NO	YDS	AVG	LG	TD
Garron	179	750	4.1	47†	2
Crawford	71	233	3.3	19	1
Yewcic	22	161	7.3	46	1
Neumann	44	148	3.4	17	0
Parilli	36	126	3.5	19	5
Crump	49	120	2.5	21	5
Lott	35	78	2.2	7	2
Cappelletti	1	2	2.0	2	0
Patriots	437	1618	3.7	47†	16
Opponents	310	1107	3.6	68†	12

RECEIVING	NO	YDS	AVG	LG	TD
Colclough	42	693	16.5	56†	3
Cappelletti	34	493	14.5	38	2
Romeo	32	418	13.1	38	3
Garron	26	418	16.0	76†	2
Graham	21	550	26.1	77†	5
Crawford	10	89	8.9	28	0
Neumann	10	48	4.8	16	1
Crump	6	46	7.7	12	0
Lott	3	61	20.3	55†	1
Patriots	184	2816	15.3	77†	17
Opponents	230	3253	14.1	74†	21

INTERCEPTIONS	NO	YDS	AVG	LG	TD
Suci	7	277	39.6	98†	2
Addison	4	27	6.7	17	0
Felt	3	81	27.0	35	0
O'Hanley	3	79	26.3	61	0
Buoniconti	3	42	14.0	26	0
Hall	3	24	8.0	14	0
Shonta	3	15	5.0	12	0
Hunt	1	78	78.0	78†	1
Stephens	1	22	22.0	22	0
Eisenhauer	1	0	0.0	0	0
Patriots	29	645	22.2	98†	3
Opponents	29	353	12.2	62†	1

PUNTING	NO	YDS	AVG	LG	BLK
Yewcic	75	2880	38.4	65	2
Patriots	75	2880	38.4	65	2
Opponents	88	3515	39.9	68	1

PUNT RETURNS	NO	YDS	AVG	LG	TD
Suci	25	233	9.3	22	0
Stephens	14	117	8.3	26	0
Garron	1	23	23.0	23	0
Patriots	40	373	9.3	26	0
Opponents	25	325	13.0	61	0

KICK RETURNS	NO	YDS	AVG	LG	TD
Garron	28	693	24.7	58	0
Suci	17	360	21.1	35	0
Crump	3	33	11.0	14	0
Watson	1	9	9.0	9	0
Yates	1	0	0.0	0	0
Patriots	50	1095	21.9	58	0
Opponents	68	1587	23.3	47	0

Sacks: Eisenhauer 9.0, Dee 7.0, Buoniconti 6.5, Rudolph 6.0, Antwine 4.0, Addison 2.5, Hall 2.0, Richardson 1.0, Team 8.0.

FIELD GOALS	1-19	20-29	30-39	40-49	50+
Cappelletti	2-3	3-4	12-16	5-14	0-1
Patriots	2-3	3-4	12-16	5-14	0-1
Opponents	0-1	1-2	2-9	1-8	0-1

Cappelletti: (47N,31G,44N) (35G,9N,36G) (46G,47G) (49N,18G) (45N,22G) (37G,32G) (24G,34G,42G,32G) (23B) (48N,40N,37N,37G) (38N,36G,25G,37N,55N) (32G,40N,43N) (41N,43G) (33G,38N,32G,44G) (14G).

Opponents: (39N) (30N,31G) () (43N, 38N, 52N) (36G,38N) () () (40N,42B) (46G) (12N, 48N) (36N,27G,25N,45N) (37N) () (41N,37N, 49N).

Editors Note: Due to insufficient data, the starting line-ups from 1960-67 are incomplete.

1963 Coaching Staff: Fred Bruney, Defensive Backfield, Marion Campbell, Defensive Line, Art Spinney, Offensive Line.

AFL All-Stars (11): LB Tom Addison (3), DT Houston Antwine (1), LB Nick Buoniconti (1), WR/K Gino Cappelletti (2), DE Bob Dee (2), DE Larry Eisenhauer (2), RB Larry Garron (2), DB Ron Hall (1), G Charlie Long (2), G Billy Neighbors (1), QB Babe Parilli (1).

PASSING	ATT	CMP	YARDS	CMP%	YDS/ATT	TD	TD%	INT	INT%	LG	SK/YDS	RATING
Parilli	337	153	2345	45.4	6.96	13	3.9	24	7.1	77†	--/--	52.1
Yewcic	70	29	444	41.4	6.34	4	5.7	5	7.1	57†	--/--	52.3
Crawford	2	2	27	100.0	13.5	0	0.0	0	0.0	15	--/--	118.8
Garron	1	0	0	0.0	0.0	0	0.0	0	0.0	0	--/--	39.6
Patriots	410	184	2816	44.9	6.87	17	4.1	29	7.1	77†	27/233	52.5
Opponents	476	230	3253	48.3	6.83	21	4.4	29	6.1	74†	56/526	60.2

1964 FINAL STATISTICS (10-3-1)

Head Coach: Mike Holovak • Second in AFL East • Home Stadium: Fenway Park

DATE	W/L	SCORE	OPPONENT	ATTENDANCE
9/13	W	17-14	at Oakland	21,126
9/20	W	33-28	at San Diego	20,568
9/27	W	26-10	N.Y. Jets	22,716
10/04	W	39-10	at Denver	15,485
10/09	L	17-26	San Diego	35,096
10/16	T	43-43	Oakland	23,279
10/23	W	24-7	Kansas City	27,400
10/31	L	14-35	at N.Y. Jets	45,003
11/06	W	25-24	Houston	28,161
11/15	W	36-28	at Buffalo	42,308
11/20	W	12-7	Denver	24,979
11/29	W	34-17	at Houston	17,560
12/06	W	31-24	at Kansas City	13,166
12/20	L	14-24	Buffalo	38,021

Team Statistics

	PATS	OPP
TOTAL FIRST DOWNS	226	243
By Rushing	66	63
By Passing	144	165
By Penalty	16	15
TOTAL NET YARDS	4527	4360
Avg. per Game	323.4	311.4
Total Offensive Plays	856	933
Avg. per Play	5.1	4.7
NET YARDS RUSHING	1361	1143
Total Rushing Plays	381	356
Avg. per Rush	3.6	3.2
Avg. per Game	97.2	81.6
NET YARDS PASSING	3166	3217
Avg. per Game	226.1	229.8
Sacked/Yards Lost	29/301	47/428
Gross Yards Passing	3467	3645
Att./Completions	476/229	530/261
Completion Pct.	48.1	49.2
Had Intercepted	27	31
PUNTS/AVERAGE	78/38.0	82/41.5
PUNT RETURNS/AVG	38/7.3	24/7.7
PENALTIES/YARDS	53/467	84/744
FUMBLES/BALLS LOST	23/12	33/16
TOUCHDOWNS	41	36
Rushing	9	10
Passing	31	23
Returns	1	3
Score by Periods	1 2 3 4 OT Total	1 2 3 4 OT Total
Patriots	61 84 98 122 -	365
Opponents	65 81 69 82 -	297

SCORING	TD	Ru	Pa	Rt	PAT	FG	S	TP
Cappelletti	7	0	7	0	36/36	25/39	0	155
Garron	9	2	7	0	0	0	0	54
Graham	6	0	6	0	0	0	0	36
Colclough	5	0	5	0	0	0	0	34
Burton	5	3	2	0	0	0	0	30
Romeo	4	0	4	0	0	0	0	24
Garrett	2	2	0	0	0	0	0	12
Parilli	2	2	0	0	0	0	0	12
O'Hanley	1	0	0	1	0	0	0	6
Rudolph	0	0	0	0	1	2	0	6
Patriots	41	9	31	1	36/36	25/39	1	365
Opponents	36	10	23	3	32/33	14/30	0	297

2-pt conv.: Cappelletti 1-1, Colclough 2-2, Parilli 0-2. Patriots 3-5, Opp.: 2-3.

RUSHING	NO	YDS	AVG	LG	TD
Garron	183	585	3.2	16	2
Burton	102	340	3.3	33	3
Garrett	56	259	4.6	58	2
Parilli	34	168	4.9	32	2
Cappelletti	1	7	7.0	7	0
Yewcic	5	2	0.4	2	0
Patriots	381	1361	3.6	58	9
Opponents	356	1143	3.2	71	10

RECEIVING	NO	YDS	AVG	LG	TD
Cappelletti	49	865	17.7	58t	7
Graham	45	720	16.0	80t	6
Garron	40	350	8.8	52t	7
Colclough	32	657	20.5	59t	5
Burton	27	306	11.3	59t	2
Romeo	26	445	17.1	38	4
Garrett	8	101	12.6	57	0
Snyder	1	12	12.0	12	0
Crawford	1	11	11.0	11	0
Patriots	229	3467	15.1	80t	31
Opponents	261	3645	14.0	80t	23

INTERCEPTIONS	NO	YDS	AVG	LG	TD
Hall	11	148	13.5	50	0
Webb	6	43	7.2	25	0
Buoniconti	5	75	15.0	26	0
O'Hanley	3	120	40.0	47	1
Felt	2	10	5.0	8	0
Addison	2	4	2.0	4	0
Shonta	1	21	21.0	21	0
Dukes	1	6	6.0	6	0
Patriots	31	427	13.8	50	1
Opponents	27	485	18.0	70	1

PUNTING	NO	YDS	AVG	LG	BLK
Yewcic	73	2787	38.7	63	1
Parilli	5	180	36.0	45	0
Patriots	78	2967	38.0	63	1
Opponents	82	3401	41.5	67	1

PUNT RETURNS	NO	YDS	AVG	LG	TD
Burton	11	78	7.1	19	0
Cloutier	20	136	6.8	40	0
Stephens	5	34	6.8	11	0
Garrett	2	28	14.0	28	0
Patriots	38	276	7.3	40	0
Opponents	24	185	7.7	52	0

KICK RETURNS	NO	YDS	AVG	LG	TD
Garrett	32	749	23.4	42	0
Garron	10	198	19.8	31	0
Burton	7	131	18.7	27	0
Dukes	2	33	16.5	17	0
Stephens	2	5	2.5	5	0
Cloutier	1	46	46.0	46	0
Romeo	1	5	5.0	5	0
Oakes	1	0	0.0	0	0
Watson	1	0	0.0	0	0
Yates	1	0	0.0	0	0
Patriots	58	1167	20.1	46	0
Opponents	70	1637	23.4	93t	1

Sacks: Eisenhauer 7.5, Antwine 5.5, Buoniconti 4.5, Dee 3.5, St. Jean 3.0, Hunt 2.5, Richardson 2.5, Rudolph 2.5, Dukes 2.0, O'Hanley 1.0, Shonta 1.0, Team 2.0.

FIELD GOALS	1-19	20-29	30-39	40-49	50+
Cappelletti	6-6	5-6	5-9	8-16	1-2
Patriots	6-6	5-6	5-9	8-16	1-2
Opponents	5-6	0-2	5-8	4-13	0-1

Cappelletti: (47N,46N,48G) (41G,57N, 45N, 26N,32G,37G,37G) (47G,26G, 49N,41G,42G, 44N) (11G,30G,16G, 47G,14G,17G) (48G) (41N,31N) (25G) (30N) (25G,33G,22G,41G) () (35N,51G) (35N,28G,15G,45N) (12G) (46N).

Opponents: (47N,48N) (26N,30G,12G) (40G, 47N) (32G) (54N,16G,17G) (41G, 33N,37G, 9B,38G) (43G) () (46N,23N, 10G) (41G,33G, 35N) (46N,39N) (49N,49G,41N) (42G) (12N).

Editors Note: Due to insufficient data, the starting line-ups from 1960-67 are incomplete.

1964 Coaching Staff: Art Spinney, Offensive Line, Carl Taseff, Defensive Backs, Chuck Weber, Defensive Line/Backfield.

AFL All-Stars (9): LB Tom Addison (4), DT Houston Antwine (2), LB Nick Buoniconti (2), WR/K Gino Cappelletti (3), DE Bob Dee (3), DE Larry Eisenhauer (3), RB Larry Garron (3), C Jon Morris (1), QB Babe Parilli (2).

PASSING	ATT	CMP	YARDS	CMP%	YDS/ATT	TD	TD%	INT	INT%	LG	SK/YDS	RATING
Parilli	473	228	3465	48.2	7.33	31	6.6	27	5.7	80t	27/279	70.8
Garron	2	0	0	0.0	0.0	0	0.0	0	0.0	0	0/0	39.6
Yewcic	1	1	2	100.0	2.0	0	0.0	0	0.0	2	0/0	79.2
Cappelletti	0	0	0	0.0	0.0	0	0.0	0	0.0	0	1/11	--
Patriots	476	229	3467	48.1	7.28	31	6.5	27	5.7	80t	29/301	70.6
Opponents	530	261	3645	49.2	6.88	23	4.3	31	5.8	80t	47/428	61.9

1965 FINAL STATISTICS (4-8-2)

Head Coach: Mike Holovak • Third in AFL East • Home Stadium: Fenway Park

DATE	W/L	SCORE	OPPONENT	ATTENDANCE
9/11	L	7-24	at Buffalo	45,502
9/19	L	10-31	at Houston	32,445
9/24	L	10-27	Denver	26,782
10/03	L	17-27	at Kansas City	26,773
10/08	L	10-24	Oakland	24,824
10/17	T	13-13	San Diego	20,924
10/24	L	21-30	at Oakland	20,858
10/31	W	22-6	at San Diego	33,366
11/07	L	7-23	Buffalo	24,415
11/14	L	20-30	N.Y. Jets	18,589
11/21	T	10-10	Kansas City	13,056
11/28	W	27-23	at N.Y. Jets	59,334
12/12	W	28-20	at Denver	27,207
12/18	W	42-14	Houston	14,508

Team Statistics

	PATS	OPP
TOTAL FIRST DOWNS	214	232

By Rushing	55	92
By Passing	130	127
By Penalty	29	13

TOTAL NET YARDS	3624	4131
Avg. per Game	258.9	295.1
Total Offensive Plays	883	886
Avg. per Play	4.1	4.7

NET YARDS RUSHING	1117	1531
Total Rushing Plays	373	425
Avg. per Rush	3.0	3.6
Avg. per Game	79.8	109.4

NET YARDS PASSING	2507	2600
Avg. per Game	179.1	185.7
Sacks/Yards Lost	37/347	30/291
Gross Yards Passing	2854	2891
Att./Completions	473/193	431/206
Completion Pct.	40.8	47.8
Had Intercepted	29	21

PUNTS/AVERAGE	82/40.1	78/42.1
PENALTIES/YARDS	58/537	72/658
FUMBLES/BALLS LOST	24/12	24/9
TOUCHDOWNS	27	34

Rushing	8	10
Passing	19	17
Returns	0	7

Score by Periods	1	2	3	4	OT	Total
Patriots	39	98	46	61	-	244
Opponents	60	87	62	93	-	302

SCORING	TD	Ru	Pa	Rt	PAT	FG	S	TP
Cappelletti	9	0	0	0	27/27	17/27	0	132
Nance	5	5	0	0			0	30
Burton	3	1	2	0			0	18
Colclough	3	0	3	0			0	18
Garrett	3	1	2	0			0	18
Romeo	2	0	2	0			0	12
Garron	2	1	1	0			0	12
Cunningham	0	0	0	0			1	2
Team	0	0	0	0			1	2
Patriots	27	8	19	0	27/27	17/27	2	244
Opponent	34	10	17	7	28/28	22/40	0	302

2-pt conv:	Patriots 0-0; Opp. 2-6 (1-4 pass; 1-2 run)
-------------------	--------------------------------------------

RUSHING	NO	YDS	AVG	LG	TD	KICK RETURNS	NO	YDS	AVG	LG	TD
Nance	111	321	2.9	20	5	Cunningham	17	374	22.0	45	0
Garron	74	259	3.5	59	1	Garrett	12	232	19.3	25	0
Parilli	50	200	4.0	17	0	Burton	7	188	26.9	39	0
Garrett	42	147	3.5	26	1	Bellino	7	138	19.7	26	0
Burton	45	108	2.4	22	1	Garron	5	141	28.2	36	0
Bellino	24	49	2.0	10	0	Dukes	3	45	15.0	20	0
Johnson	19	29	1.5	9	0	Nance	3	40	13.3	19	0
Wilson	8	4	0.5	17	0	Johnson	2	29	14.5	16	0
Patriots	373	1117	3.0	59	8	Rudolph	1	4	4.0	4	0
Opponents	425	1531	3.6	63t	10	Canale	2	0	0.0	0	0
						Pyne	1	0	0.0	0	0

RECEIVING	NO	YDS	AVG	LG	TD	Patriots	NO	YDS	AVG	LG	TD
Colclough	40	677	16.9	41	3	Opponents	41	946	23.1	102t	1
Cappelletti	37	680	18.4	57t	9						
Graham	25	316	12.6	33	0						
Whalen	22	381	17.3	67	0						
Garron	15	222	14.8	52	1						
Romeo	15	203	13.5	36	2						
Nance	12	83	6.9	22	0						
Burton	10	127	12.7	73t	2						
Garrett	7	49	7.0	15	2						
Bellino	5	74	14.8	20	0						
Johnson	4	29	7.3	23	0						
Yewcic	1	13	13.0	13	0						
Patriots	193	2854	14.8	73t	19						
Opponents	206	2891	14.0	85t	17						

INTERCEPTIONS	NO	YDS	AVG	LG	TD	FIELD GOALS	1-19	20-29	30-39	40-49	50+
Hall	3	35	11.7	29	0	Cappelletti	5/5	4/7	7/11	0/2	1/2
Buoniconti	3	31	10.3	26	0	Patriots	5/5	4/7	7/11	0/2	1/2
Shonta	2	46	23.0	27	0	Opponents	11/11	3/5	5/14	3/8	0/2
Webb	2	45	22.5	45	0						
Cunningham	2	16	8.0	10	0						
Hennessey	2	14	7.0	14	0						
Graves	2	0	0.0	0	0						
Farmer	1	16	16.0	16	0						
Addison	1	13	13.0	13	0						
Dukes	1	10	10.0	10	0						
O'Hanley	1	5	5.0	5	0						
Antwine	1	2	2.0	2	0						
Patriots	21	233	11.1	45	0						
Opponents	29	365	12.6	38t	4						

INTERCEPTIONS	NO	YDS	AVG	LG	TD	
Hall	3	35	11.7	29	0	
Buoniconti	3	31	10.3	26	0	Opponents: (34n,36G,30b) (36n,36b, 45G)
Shonta	2	46	23.0	27	0	(30G, 18G) (14G,48G, 43n,51n,36n) (47n,39n,
Cunningham	2	45	22.5	45	0	38G,37n) (40G,42n,10G) (22G, 34n,19G,9G,
Hennessey	2	16	8.0	10	0	(49n,42n) (28G,16G,32G) (16G,19G,14G)
	2	14	7.0	14	0	(50n,32G,37n) (25n,14G, 13G,26G)(27b) (1,

PUNT RETURNS	NO	FC	YDS	AVG	LG	TD	FIELD GOALS	1-19	20-29	30-39	40-49	50+
Burton	15	0	61	4.1	12	0	Cappelletti	5/5	4/7	7/11	0/2	1/2
Cunningham	5	0	35	7.0	13	0	Patriots	5/5	4/7	7/11	0/2	1/2
Hennessey	5	0	21	4.2	9	0	Opponents	11/11	3/5	5/14	3/8	0/2
Garrett	1	0	19	19.0	19	0						
Nance	1	0	16	16.0	16	0						
Patriots	27	0	152	5.6	19	0						
Opponents	33	0	232	7.0	41	0						

AFL All-Stars (4):	DT Houston Antwine (3), LB Nick Buoniconti (3), DE Bob Dee (4), C Jon Morris (2).
---------------------------	-----------------------------------------------------------------------------------

PASSING	ATT	CMP	YARDS	CMP%	YDS/ATT	TD	TD%	INT	INT%	LG	SK/YDS	RATING
Parilli	426	173	2597	40.6	6.10	18	4.2	26	6.1	73t	--/--	50.0
Wilson	46	20	257	43.5	5.59	1	2.2	3	6.5	30	--/--	41.7
Yewcic	1	0	0	0.0	0.00	0	0.0	0	0.0	0	--/--	39.6
Patriots	473	193	2854	40.8	6.03	19	4.0	29	6.1	73t	37/347	49.1
Opponents	431	206	2891	47.8	6.71	17	3.9	21	4.9	85t	30/291	62.7

1966 FINAL STATISTICS (8-4-2)

Head Coach: Mike Holovak • Second in AFL East • Home Stadium: Fenway Park

DATE	W/L	SCORE	OPPONENT	ATTENDANCE
9/10	L	0-24	at San Diego	29,539
9/18	W	24-10	at Denver	25,337
9/25	L	24-43	Kansas City	22,641
10/02	T	24-24	N.Y. Jets	27,255
10/08	W	20-10	at Buffalo	45,542
10/23	W	35-17	San Diego	32,371
10/30	W	24-21	Oakland	26,941
11/06	L	10-17	Denver	18,154
11/13	W	27-21	Houston	23,426
11/20	T	27-27	at Kansas City	41,475
11/27	W	20-14	at Miami	22,754
12/04	W	14-3	Buffalo	39,350
12/11	W	38-14	at Houston	17,100
12/17	L	28-38	at N.Y. Jets	58,921

Team Statistics

	PATS	OPP
TOTAL FIRST DOWNS	243	243
By Rushing	100	68
By Passing	121	153
By Penalty	22	22
TOTAL NET YARDS	4536	4491
Avg. per Game	324.0	320.8
Total Offensive Plays	889	900
Avg. per Play	5.1	5.0
NET YARDS RUSHING	1963	1135
Total Rushing Plays	471	369
Avg. per Rush	4.2	3.1
Avg. per Game	140.2	81.1
NET YARDS PASSING	2573	3356
Avg. per Game	183.8	239.7
Sacked/Yards Lost	25/211	22/209
Gross Yards Passing	2784	3565
Att./Completions	393/186	509/247
Completion Pct.	47.3	48.5
Had Intercepted	21	22
PUNTS/AVERAGE	76/36.5	86/38.5
PENALTIES/YARDS	64/601	76/757
FUMBLES/BALLS LOST	25/13	30/15
TOUCHDOWNS	38	36
Rushing	17	7
Passing	20	26
Returns	1	3

Score by Periods	1	2	3	4	OT	Total
Patriots	58	111	89	57	-	315
Opponents	64	58	61	100	-	283

SCORING	TD	Ru	Pa	Rt	PAT	FG	S	TP
Cappelletti	6	0	6	0	35/36	16/32	0	119
Nance	11	11	0	0	0	0	0	66
Garron	9	4	5	0	0	0	0	54
Graham	4	0	4	0	0	0	0	24
Whalen	4	0	4	0	0	0	0	24
Cappadonna	1	1	0	0	0	0	0	8
Bellino	1	0	1	0	0	0	0	6
Hunt	1	0	1	0	0	0	0	6
Parilli	1	1	0	0	0	0	0	6
Romeo	0	0	0	0	0	0	0	2
Patriots	38	17	20	1	35/36	16/32	0	315
Opponents	36	7	26	3	34/36	11/26	0	283

2-pt conversions.: Cappadonna 1-1, Romeo 1-1.
Patriots 2-2; opp. 0-0.

RUSHING	NO	YDS	AVG	LG	TD	KICK RETURNS	NO	YDS	AVG	LG	TD
Nance	299	1458	4.9	65t	11	Bellino	18	410	22.8	43	0
Garron	101	319	3.2	54	4	Cunningham	17	371	21.8	39	0
Cappadonna	22	88	4.0	13	1	Purvis	8	185	23.1	34	0
Parilli	28	42	1.5	17	1	Cappadonna	3	46	15.3	17	0
Huarte	7	40	5.7	13	0	Garron	2	49	24.5	29	0
Garrett	13	21	1.6	5	0	Johnson, B.	2	45	22.5	23	0
Yewcic	1	-5	-5.0	-5	0	Singer	1	27	27.0	27	0
Patriots	471	1963	4.2	65t	17	Mangum	1	8	8.0	8	0
Opponents	369	1135	3.1	61	7	Colclough	1	2	2.0	2	0
						Johnson	1	2	2.0	2	0

RECEIVING	NO	YDS	AVG	LG	TD	Patriots	54	1145	21.2	43	0
Graham	51	673	13.2	42	4	Opponents	46	988	21.5	62	0
Cappelletti	43	676	15.7	63t	6						
Garron	30	416	13.9	61t	5						
Whalen	29	502	17.3	45	4						
Colclough	16	284	17.8	32	0						
Nance	8	103	12.9	45	0						
Bellino	6	77	12.8	25t	1						
Romeo	2	46	23.0	29	0						
Garrett	1	7	7.0	7	0						
Patriots	186	2784	15.0	63t	20						
Opponents	247	3565	14.4	77t	26						

INTERCEPTIONS	NO	YDS	AVG	LG	TD	FIELD GOALS	1-19	20-29	30-39	40-49	50+
Hall	6	159	26.5	87	0	Cappelletti	6/6	1/4	6/9	3/11	0/2
Hennessey	6	99	16.5	33	0	Patriots	6/6	1/4	6/9	3/11	0/2
Buoniconti	4	43	10.8	41	0	Opponents	6/6	1/5	2/7	2/7	0/1
Felt	2	35	17.5	32	0						
Shonta	1	9	9.0	9	0						
Fraser	1	3	3.0	3	0						
Graves	1	0	0.0	0	0						
Webb	1	0	0.0	0	0						
Patriots	22	348	15.8	87	0						
Opponents	21	204	9.7	32t	2						

PUNTING	NO	YDS	AVG	LG	BLK
Fraser	55	2044	37.2	68	2
Yewcic	21	732	34.9	49	1
Patriots	76	2776	36.5	68	3
Opponents	86	3312	38.5	60	1

PUNT RETURNS	NO	FC	YDS	AVG	LG	TD
Hennessey	7	0	39	5.6	11	0
Johnson	7	0	37	5.3	12	0
Purvis	5	0	43	8.6	18	0
Bellino	4	0	19	4.8	13	0
Graves	1	0	5	5.0	5	0
Patriots	24	0	143	6.0	18	0
Opponents	20	0	127	6.4	21	1

AFL All-Stars (11): DT Houston Antwine (4), LB Nick Buoniconti (4), WR/K Gino Cappelletti (4), DE Larry Eisenhauer (4), DT Jim Lee Hunt (2), C Jon Morris (3), FB Jim Nance (1), T Tom Neville (1), QB Babe Parilli (3), DB Chuck Shonta (1), G Len St. Jean.

1966 Coaching Staff: Rommie Loudd, Linebackers, Jesse Richardson, Defensive Line, Art Spinney, Offensive Line, Chuck Weber, Defensive Line/Backfield.

PASSING	ATT	CMP	YARDS	CMP%	YDS/ATT	TD	TD%	INT	INT%	LG	SK/YDS	RATING
Parilli	382	181	2721	47.4	7.12	20	5.2	20	5.2	63t	--/--	66.9
Huarte	11	5	63	45.5	5.73	0	0.0	1	9.0	17	--/--	25.9
Patriots	393	186	2784	47.3	7.08	20	5.1	21	5.3	63t	25/211	65.7
Opponents	509	247	3565	48.5	7.00	26	5.1	22	4.3	77t	22/209	70.7

1967 FINAL STATISTICS (3-10-1)

Head Coach: Mike Holovak • Fifth in AFL East • Home Stadium: Fenway Park

DATE	W/L	SCORE	OPPONENT	ATTENDANCE
9/03	L	21-26	at Denver	35,488
9/09	L	14-28	at San Diego	39,227
9/17	L	7-35	at Oakland	26,289
9/24	W	23-0	at Buffalo	45,748
10/08	T	31-31	at San Diego	23,620
10/15	W	41-10	Miami	23,955
10/22	L	14-48	Oakland	25,057
10/29	L	23-30	at N.Y. Jets	62,784
11/05	W	18-7	Houston	19,422
11/12	L	10-33	Houston	23,010
11/19	L	24-29	N.Y. Jets	26,790
11/26	L	6-27	at Houston	28,044
12/09	L	16-44	at Buffalo	20,627
12/17	L	32-41	at Miami	25,969

Team Statistics

TOTAL FIRST DOWNS	219	219				
By Rushing	80	61				
By Passing	120	138				
By Penalty	19	20				
TOTAL NET YARDS	4027	4206				
Avg. per Game	287.6	300.4				
Total Offensive Plays	870	871				
Avg. per Play	4.6	4.8				
NET YARDS RUSHING	1604	1350				
Total Rushing Plays	391	417				
Avg. per Rush	4.1	3.2				
Avg. per Game	114.6	96.4				
NET YARDS PASSING	2423	2856				
Avg. per Game	173.1	204.0				
Sacked/Yards Lost	45/361	31/267				
Gross Yards Passing	2784	3123				
Att./Completions	434/191	423/211				
Completion Pct.	44.0	49.9				
Had Intercepted	32	17				
PUNTS/AVERAGE	65/40.5	73/41.9				
PENALTIES/YARDS	59/520	70/722				
FUMBLES/BALLS LOST	37/22	26/15				
TOUCHDOWNS	33	48				
Rushing	10	12				
Passing	20	28				
Returns	3	8				
Score by Periods	1	2	3	4	OT	TOTAL
Patriots	74	81	60	65	-	280
Opponents	76	139	66	108	-	389

SCORING	TD	Ru	Pa	Rt	PAT	FG	S	TP
Cappelletti	3	0	3	0	29/30	16/31	0	95
Nance	8	7	1	0				48
Garron	5	0	5	0				30
Whalen	5	0	5	0				30
Graham	4	0	4	0				24
Trull	3	3	0	0				18
Cappadona	1	0	1	0				6
Charles	1	0	0	1				6
Cunningham	1	0	0	1				6
Garrett	1	0	0	1				6
Leo	1	0	1	0				6
Buoniconti	0	0	0	0			1	2
Hunt	0	0	0	0			1	2
Canale	0	0	0	0	1/1	0/0	0	1
Patriots	33	10	20	3	30/31	16/31	2	280
Opponent	48	12	28	8	44/46	19/31	0	389

2-pt. Conversions: Patriots 0-2, Opp. 0-2.

RUSHING	NO	Yds	AVG	Lg	TD
Nance	269	1216	4.5	53	7
Garron	46	163	3.5	20	0
Cappadona	28	100	3.6	11	0
Parilli	14	61	4.4	18	0
Trull	19	35	1.8	10	3
Bellino	6	15	2.5	10	0
Leo	1	7	7.0	7	0
Garrett	5	7	1.4	8	0
Huarte	2	5	2.5	4	0
Graham	1	-5	-5.0	-5	0
Patriots	391	1604	4.1	53	10
Opponents	417	1350	3.2	67	12

RECEIVING	NO	YDS	AVG	LG	TD
Graham	41	606	14.8	79t	4
Whalen	39	651	16.7	41t	5
Cappelletti	35	397	11.3	35	3
Garron	30	507	16.9	66	5
Nance	22	196	8.9	36	1
Colclough	14	263	18.8	52	0
Cappadona	6	104	17.3	42	1
Leo	1	25	25.0	25t	1
Nichols	1	19	19.0	19	0
Garrett	1	12	12.0	12	0
Romeo	1	4	4.0	4	0
Patriots	191	2784	14.6	79t	20
Opponents	211	3123	10.1	75t	28

INTERCEPTIONS	NO	YDS	AVG	LG	TD
Webb	4	91	22.8	41	0
Buoniconti	4	7	1.8	7	0
Shonta	3	57	19.0	28	0
Mitchell	3	9	3.0	9	0
Cunningham, J.	1	54	54.0	54	0
Charles	1	35	35.0	35t	0
Hall	1	4	4.0	4	0
Patriots	17	257	15.1	54t	2
Opponents	32	640	20.0	68t	7

PUNTING	NO	YDS	AVG	LG	BLK
Swanson	65	2632	40.5	62	0
Patriots	65	2632	40.5	62	0
Opponents	73	3062	41.9	60	1

PUNT RETURNS	NO	FC	YDS	AVG	LG	TD
Bellino	15	8	129	8.6	18	0
Cunningham, J.	17	5	105	6.2	44	0
Johnson	6	1	124	20.7	52	0
Leo	5	0	54	10.8	43	0
Patriots	43	14	412	9.6	52	0
Opponents	31	12	252	8.1	39	0

KICK RETURNS	NO	YDS	AVG	LG	TD
Cunningham	30	627	20.9	41	0
Bellino	18	357	19.8	32	0
Leo	11	232	21.1	31	0
Garrett	4	73	18.3	20	0
Garron	3	73	24.3	26	0
Cappadona	3	26	14.5	20	0
Singer	2	29	14.5	20	0
Ilg	1	10	10.0	10	0
Johnson	1	9	9.0	9	0
Patriots	73	1436	19.7	41	0
Opponents	45	946	21.0	51	0

Sacks: Antwine 6.0, Eisenhower 6.0, Hunt 5.0, Dee 2.5, Buoniconti 1.0, Ilg 1.0, Satcher 1.0, Shonta 1.0, Philpott 0.5, Team 2.0.

FIELD GOALS	1-19	20-29	30-39	40-49	50+
Cappelletti	4/6	3/4	3/6	6/11	0/4
Patriots	4/6	3/4	3/6	6/11	0/4
Opponents	7/8	6/7	4/6	2/9	0/1

Cappelletti: (-) (38n) (-) (33G,23G,49n, 20n,44n,44n,45G) (37n,51n,41G) (36n,17b) (-) (14G,42G,33G) (50n,40G,13b, 12G,18G) (47n,24G) (14G) (40G,50n, 51n,30G) (40n) (41G,20G).

Opponents: (20G,9G) (45n,50n,42n) (-) (49n,20n,39n) (32G,49n) (34G,35n) (12G, 24G) (41n,14G,21G,26G,15n) (-) (33G,36G) (40G,49n) (44G,47n,23G) (12G,11G,23G) (13G,13G).

Editors Note: Due to insufficient data, the starting line-ups from 1960-67 are incomplete.

1967 Coaching Staff: Rommie Loudd, Linebackers, Jesse Richardson, Defensive Line, Art Spinney, Offensive Line, Chuck Weber, Defensive Line/Backfield.

AFL All-Stars (7): DT Houston Antwine (5), LB Nick Buoniconti (5), RB Larry Garron (4), DT Jim Lee Hunt (3), C Jon Morris (4), FB Jim Nance (2), T Don Oakes (1).

Results

PASSING	ATT	CMP	YARDS	CMP%	YDS/ATT	TD	TD%	INT	INT%	LG	SK/YDS	RATING
Parilli	344	161	2317	46.8	6.74	19	5.5	24	7.0	79t	29/250	58.5
Trull	81	27	442	33.3	5.46	1	1.2	7	8.6	52	11/75	20.7
Huarte	9	3	25	33.3	2.78	0	0.0	1	11.1	15	5/36	2.8
Patriots	434	191	2784	44.0	6.41	20	4.6	32	7.4	79t	45/361	50.1
Opponents	423	211	3123	49.9	7.38	28	6.6	17	4.0	75t	31/267	79.7

1968 FINAL STATISTICS (4-10)

Head Coach: Mike Holovak • Fourth in AFL East • Home Stadium: Fenway Park

DATE	W/L	SCORE	OPPONENT	ATTENDANCE
9/08	W	16-7	at Buffalo	38,865
9/22	L	31-47	*N.Y. Jets	29,192
9/29	W	20-17	at Denver	37,024
10/06	L	10-41	at Oakland	44,553
10/13	L	0-16	Houston	32,502
10/20	W	23-6	Buffalo	21,082
10/27	L	14-48	at N.Y. Jets	62,351
11/03	L	14-35	Denver	18,304
11/10	L	17-27	San Diego	19,278
11/17	L	17-31	at Kansas City	48,271
11/24	L	10-34	Miami	18,305
12/01	W	33-14	Cincinnati	17,796
12/08	L	7-38	at Miami	24,242
12/15	L	17-45	at Houston	34,198
* at Birmingham, Ala.				

Team Statistics

	PATS	OPP
TOTAL FIRST DOWNS	181	237
By Rushing	69	86
By Passing	94	123
By Penalty	18	28

TOTAL NET YARDS	3127	4415
Avg. per Game	223.4	315.4
Total Offensive Plays	868	922
Avg. per Play	3.6	4.8

NET YARDS RUSHING	1362	1825
Total Rushing Plays	421	479
Avg. per Rush	3.2	3.8
Avg. per Game	97.3	130.4

NET YARDS PASSING	1765	2590
Avg. per Game	126.1	185.0
Sacked/Yards Lost	38/356	27/236
Gross Yards Passing	2121	2826

Att./Completions	409/160	416/200
Completion Pct.	39.1	48.1
Had Intercepted	33	23

PUNTS/AVERAGE	96/39.9	81/40.5
----------------------	----------------	----------------

PENALTIES/YARDS	67/682	70/874
------------------------	---------------	---------------

FUMBLES/BALLS LOST	28/20	37/17
---------------------------	--------------	--------------

TOUCHDOWNS	26	49
Rushing	8	22
Passing	16	20
Returns	2	7

Score by Periods	1	2	3	4	OT	Total
Patriots	45	57	65	62	-	229
Opponents	83	111	89	123	-	406

SCORING	TD	Ru	Pa	Rt	PAT	FG	S	TP
Cappelletti	2	0	2	0	26/26	15/27	0	83
Whalen	7	0	7	0	0	0	0	42
Marsh	4	0	4	0	0	0	0	24
Nance	4	4	0	0	0	0	0	24
Gamble	2	1	1	0	0	0	0	12
Thomas	2	2	0	0	0	0	0	12
Garron	1	1	0	0	0	0	0	6
Graham	1	0	1	0	0	0	0	6
Philpott	1	0	0	1	0	0	0	6
Scarpitto	1	0	1	0	0	0	0	6
Witt	1	0	0	1	0	0	0	6
Satcher	0	0	0	0	0	1	2	6
Patriots	26	8	16	2	26/26	15/27	0	229
Opponents	49	22	20	7	49/49	21/31	0	406

2-Pt. Conversions: Patriots 0-0, Opp. 0-0.

RUSHING	NO	YDS	AVG	LG	TD
Nance	177	593	3.4	30t	4
Gamble	78	311	4.0	40t	1
Thomas	88	215	2.4	25	2
Garron	36	97	2.7	18	1
Sherman	25	80	3.2	17	0
Taliaferro	8	51	6.4	21	0
Marsh	4	8	2.0	11	0
Johnson	2	6	3.0	6	0
Cappelletti	1	2	2.0	2	0
Whalen	1	0	0.0	0	0
Corcoran	1	-1	-1.0	-1	0
Patriots	421	1362	3.2	40t	8
Opponents	479	1825	3.8	55t	22

RECEIVING	NO	YDS	AVG	LG	TD
Whalen	47	718	15.3	87t	7
Marsh	19	331	17.4	70t	4
Murphy	18	268	14.9	26	0
Graham	16	242	15.1	34	1
Nance	14	51	3.6	13	0
Cappelletti	13	182	14.0	30	2
Gamble	11	55	5.0	16	1
Thomas	10	85	8.5	32	0
Colclough	8	136	17.0	44	0
Scarpitto	2	49	24.5	33t	1
Charles	1	4	4.0	4	0
Canale	1	0	0.0	0	0
Patriots	160	2121	13.3	87t	16
Opponents	200	2826	14.1	90t	20

INTERCEPTIONS	NO	YDS	AVG	LG	TD
Mitchell	7	41	5.9	20	0
Philpott	4	31	7.8	17	0
Buoniconiti	3	22	7.3	14	0
Johnson	2	33	16.5	19	0
McMahon	2	27	13.5	27	0
Charles	1	29	29.0	29	0
Johnson	1	21	21.0	21	0
Cheyunski	1	11	11.0	11	0
Witt	1	4	4.0	4t	1
Satcher	1	1	1.0	1	0
Patriots	23	220	9.6	29t	1
Opponents	33	510	15.5	94t	3

PUNTING	NO	YDS	AVG	LG	BLK
Swanson	62	2449	39.5	57	2
Scarpitto	34	1382	40.6	87	2
Patriots	96	3831	39.9	87	4
Opponents	81	3280	40.5	65	0

PUNT RETURNS	NO	FC	YDS	AVG	LG	TD
Porter	22	5	135	6.1	24	0
Johnson, B.	10	8	34	3.4	9	0
Leo	2	0	12	6.0	8	0
Graham	2	3	11	5.5	6	0
Johnson, D.	1	3	5	5.0	5	0
Patriots	37	19	197	5.3	24	0
Opponents	59	13	502	8.5	76t	1

KICK RETURNS	NO	YDS	AVG	LG	TD
Porter	36	812	22.6	61	0
Johnson, B.	22	442	20.1	36	0
Marsh	4	74	18.5	27	0
Johnson, D.	3	63	21.0	26	0
Long	2	20	10.0	11	0
Thomas	1	22	22.0	22	0
Graham	1	9	9.0	9	0
Cheyunski	1	0	0.0	0	0
Gamble	1	0	0.0	0	0
Patriots	71	1442	20.3	61	0
Opponents	40	901	22.5	63	0

Sacks: Antwine 7.5, Philpott 4.0, Byrd 3.5, Buoniconiti 3.0, Witt 3.0, Hunt 1.5, Cheyunski 1.0, Toner 1.0, Eisenhauer 0.5, Team 2.0.

FIELD GOALS	1-19	20-29	30-39	40-49	50+
Cappelletti	4/4	6/7	4/6	1/8	0/2
Patriots	4/4	6/7	4/6	1/8	0/2
Opponents	7/8	7/8	4/5	3/8	0/2

Cappelletti: (10G,28G,30G) (31G) (50n, 22G, 42n,7G) (24G) (49n) (39G,50n,20G, 49n,16G) (-) (-) (25n,45n,35G) (29G,34b, 45n,35n) (15G,49n) (27G,42b) (-) (42G).

Opponents: (42n,47b) (30G,27G,27G, 48G) (27G,43n,24n) (19G,33G) (44G, 40b,13b, 15G,25G) (16G,11G) (12G, 23G) (-) (32G,33G) (40G,50n) (17G,22G) (-) (33n,25G) (54n,42n,16G).

Starters: Offense: WR Art Graham (6), Jim Colclough (4), Bill Murphy (4); LT Tom Funchess (12), Don Oakes (2); LG Justin Canale (13), Tom Funchess (1); C Jon Morris (14), RG Lennie St. Jean (13), Carl Singer (1); RT Tom Neville (13), D. Oakes (1); TE Jim Whalen (13), Bobby Nichols (1); WR Aaron Marsh (12), Gino Cappelletti (2); QB Mike Taliaferro (8), Tom Sherman (5), Jim Corcoran (1); RB R.C. Gamble (5), Jim Nance (5), Gene Thomas (3), Bill Murphy (1); FB J. Nance (7), R.C. Gamble (3), Larry Garron (2), G. Thomas (2).

Defense: LE Dennis Byrd (10), Jim Lee Hunt (4); LT J.L. Hunt (10), D. Byrd (4); RE Larry Eisenhauer (8), Mel Witt (6); RT Houston Antwine (14); LLB Ed Philpott (14); MLB Nick Buoniconiti (9), Jim Cheyunski (4), Ray Ilg (1); RLB Doug Satcher (13), Ed Koontz (1); LCB Leroy Mitchell (13), Daryl Johnson (1); RCB D. Johnson (10), John Charles (1), Bill Johnson (1), Art McMahon (1), L. Mitchell (1); SS J. Charles (6), Don Webb (4), B. Johnson (3), A. McMahon (1); FS D. Webb (5), J. Charles (4), A. McMahon (3), B. Johnson (1), D. Johnson (1).

1968 Coaching Staff: Claude Gibson, Defensive Backfield, Jesse Richardson, Defensive Line, Art Spinney, Offensive Line, Tom Yewcic Offensive Backfield.

AFL All-Stars (5): DT Houston Antwine (6), WR/K Gino Cappelletti (5), CB Leroy Mitchell (1), C Jon Morris (5), T Tom Neville (2).

PASSING	ATT	CMP	YARDS	CMP%	YDS/ATT	TD	TD%	INT	INT%	LG	SK/YDS	RATING
Sherman	226	90	1199	39.8	5.31	12	5.3	16	7.1	87t	19/190	45.6
Taliaferro	176	67	889	38.1	5.05	4	2.3	15	8.5	70t	18/156	26.9
Corcoran	7	3	33	42.9	4.71	0	0.0	2	28.6	14	1/10	17.9
Patriots	409	160	2121	39.1	5.19	16	3.9	33	8.1	87t	38/356	35.7
Opponents	416	200	2826	48.1	6.79	20	4.8	23	5.5	90t	27/236	63.4

1969 FINAL STATISTICS (4-10)

Head Coach: Clive Rush • Tied Third in AFL East • Home Stadium: Alumni Stadium (Boston College)

DATE	W/L	SCORE	OPPONENT	ATTENDANCE
9/14	L	7-35	at Denver	43,679
9/21	L	0-31	Kansas City	22,002
9/28	L	23-38	Oakland	19,069
10/05	L	14-23	N.Y. Jets	25,584
10/11	L	16-23	at Buffalo	46,201
10/19	L	10-13	San Diego	18,346
10/26	L	17-23	at N.Y. Jets	62,298
11/02	W	24-0	Houston	19,006
11/09	L	16-17	Miami	19,821
11/16	W	25-14	at Cincinnati	27,927
11/23	W	35-21	Buffalo	25,584
11/30	W	38-23	at Miami	32,121
12/07	L	18-28	San Diego	33,146
12/14	L	23-27	at Houston	39,215

Team Statistics

	PATS	OPP
TOTAL FIRST DOWNS	166	278
By Rushing	64	142
By Passing	87	115
By Penalty	15	21
TOTAL NET YARDS	3419	4810
Avg. per Game	244.2	343.6
Total Offensive Plays	729	898
Avg. per Play	4.7	5.4
NET YARDS RUSHING	1489	2359
Total Rushing Plays	367	528
Avg. per Rush	4.1	4.5
Avg. per Game	106.4	168.5
NET YARDS PASSING	1930	2451
Avg. per Game	138.6	175.1
Sacked/Yards Lost	24/261	22/159
Gross Yards Passing	2191	2619
Att./Completions	338/162	348/203
Completion Pct.	47.9	58.3
Had Intercepted	18	20
PUNTS/AVERAGE	70/41.5	55/38.6
PENALTIES/YARDS	77/837	69/810
FUMBLES/BALLS LOST	15/10	33/14
TOUCHDOWNS	32	38
Rushing	11	18
Passing	19	18
Returns	2	2
Score by Periods	1	2
Patriots	88	63
Opponents	78	82
OT	24	91
Total	266	266

SCORING	TD	Ru	Pa	Rt	PAT	FG	S	TP
Cappelletti	0	0	0	0	26/27	14/34	0	68
Frazier	7	0	7	0	0	0	0	42
Garrett	7	5	2	0	0	0	0	42
Nance	6	6	0	0	0	0	0	36
Sellers	6	0	6	0	0	0	0	36
Rademacher	3	0	3	0	0	0	0	18
Johnson	1	0	0	1	0	0	0	8
Charles	1	0	0	1	0	0	0	6
Whalen	1	0	1	0	0	0	0	6
Jones	0	0	0	0	0	0	1	2
Hammond	0	0	0	0	0	0	0	2
Patriots	32	11	19	2	26/27	14/34	2	266
Opponents	38	18	18	2	37/38	17/28	0	316

2-Pt. Conversions: Hammond 1-1, Janik 0-1, Taliaferro 0-1, Patriots 1-3, Opp. 0-0.

RUSHING	NO	YDS	AVG	LG	TD
Nance	193	750	3.9	43	6
Garrett	137	691	5.0	80t	5
Gamble	16	35	2.2	9	0
Blanks	7	30	4.3	12	0
Frazier	2	-1	-0.5	9	0
Taliaferro	12	-16	-1.3	2	0
Patriots	367	1489	4.1	80t	11
Opponents	528	2359	4.5	72	18

RECEIVING	NO	YDS	AVG	LG	TD
Garrett	29	267	9.2	34	2
Nance	29	168	5.8	27	0
Sellers	27	705	26.1	77	6
Frazier	19	306	16.1	50t	7
Rademacher	17	217	12.8	40	3
Whalen	16	235	14.7	47	1
Marsh	8	108	13.5	21	0
Gamble	7	74	10.6	20	0
Brown	6	69	11.5	15	0
Blanks	2	16	8.0	13	0
Cappelletti	1	21	21.0	21	0
Richardson	1	5	5.0	5	0
Patriots	162	2191	13.5	77	19
Opponents	203	2610	12.9	76t	18

INTERCEPTIONS	NO	YDS	AVG	LG	TD
Carwell	4	114	28.5	38	0
Phillips	4	46	11.5	25t	1
Charles	4	37	9.2	16	0
Webb	2	32	16.0	32	0
Johnson	2	23	11.5	23	0
Cheyunski	1	37	37.0	37	0
Bramlett	1	26	26.0	26	0
Janik	1	8	8.0	8	0
Schottenheimer	1	3	3.0	3	0
Patriots	20	326	16.3	38	1
Opponents	18	225	12.5	37	1

PUNTING	NO	YDS	AVG	LG	BLK
Janik	70	2903	41.5	56	0
Patriots	70	2903	41.5	56	0
Opponents	55	2123	38.6	56	0

PUNT RETURNS	NO	FC	YDS	AVG	LG	TD
Garrett	12	0	159	13.3	45	0
Carwell	5	0	43	8.6	13	0
Blanks	5	2	10	2.0	12	0
Janik	1	0	0	0.0	0	0
Gamble	0	1	0	0.0	0	0
Gladieux	0	3	0	0.0	0	0
Patriots	23	6	212	9.2	45	0
Opponents	19	21	114	6.0	64	0

KICK RETURNS	NO	YDS	AVG	LG	TD
Garrett	28	792	28.3	63	0
Marsh	6	136	22.7	41	0
Blanks	6	131	21.8	25	0
Scott	6	43	7.2	14	0
Gladieux	4	61	15.3	20	0
Carwell	1	28	28.0	28	0
Gamble	1	23	23.0	23	0
Berger	1	20	20.0	20	0
Schottenheimer	1	13	13.0	13	0
Patriots	54	1247	23.1	63	0
Opponents	56	1068	19.1	47	0

Sacks: Antwine 5.0, Hunt 3.5, Eisenhauer 3.0, Berger 2.0, Cheynunski 1.5, Carwell 1.0, Henke 1.0, Jacobs 1.0, Philpott 1.0, Witt 1.0, Team 2.0.

FIELD GOALS	1-19	20-29	30-39	40-49	50+
Cappelletti	6/7	1/4	6/12	1/9	0/2
Patriots	6/7	1/4	6/12	1/9	0/2
Opponents	8/8	7/9	2/8	0/2	0/1

Cappelletti: (23n) (47n) (50n,16G) (-) (47n,32G,29n) (46n,18n,32G) (39G,49n) (30n,30G,41n) (22n,50n,17G) (11G,36G,43n,45n,43G,38n,33n) (49n,30n) (37n, 13G) (34n,34G) (10G,19G,27G).

Opponents: (35n) (16G) (25G,27n) (34n,16G,24G,13G) (24G,22G,22G) (12G,28G,28n) (38G,37n,32G,13G) (35n) (17G,41n,31n) (55n) (-) (22G) (-) (30n,48n,13G,19G).

Starters: Offense: WR Charley Frazier (11), Bill Rademacher (3); LT Tom Funchess (14); LG Mike Montler (11), Charlie Long (3); C Jon Morris (14); RG Lennie St. Jean; RT Tom Neville (14); TE Jim Whalen (11), Barry Brown (2), C. Frazier (1); WR Ron Sellers (9), Aaron Marsh (4), B. Rademacher (1); QB Mike Taliaferro (14); RB Carl Garrett (5), Jim Nance (5), R.C. Gamble (4); FB J. Nance (9), C. Garrett (1), R.C. Gamble (1).

Defense: LE Karl Henke (7), Ray Jacobs (5), John Cagle (1), Mel Witt (1); LT Jim Lee Hunt (14); RE Larry Eisenhauer (13), Ron Berger (1); RE Houston Antwine (14); LLB Ed Philpott (14); MLB Jim Cheynunski (14); John Bramlett (12), Marty Schottenheimer (1), J.R. William (1); LCB Larry Carwell (13), John Outlaw (1); RCB Daryl Johnson (14); SS John Charles (11), Don Webb (2), Tom Janik (1); FS D. Webb (12), J. Charles (2).

1969 Coaching Staff: Bruce Beatty, Offensive Line, Bill Elias, Defensive Backfield, John Mazur, Offensive Backfield, John Meyer, Linebackers, Jesse Richardson, Defensive Line, Jerry Stoltz, Receivers.

AFL All-Stars (5): RB Carl Garrett (1), DT Jim Lee Hunt (4), C Jon Morris (6), WR Ron Sellers (1), QB Mike Taliaferro (1), S Don Webb (1).

PASSING	ATT	CMP	YARDS	CMP%	YDS/ATT	TD	TD%	INT	INT%	LG	SK/YDS	RATING
Taliaferro	331	160	2160	48.3	6.53	19	5.7	18	5.4	77	24/261	66.0
Hammond	6	2	31	33.3	5.17	0	0.0	0	0.0	18	0/0	51.4
Garrett	1	0	0	0.0	0.0	0	0.0	0	0.0	0	0/0	39.6
Patriots	338	162	2191	47.9	6.48	19	5.6	18	5.3	77	24/261	65.6
Opponents	348	203	2610	58.3	7.50	18	5.2	20	5.7	76t	22/159	75.2

1970 FINAL STATISTICS (2-12)

Head Coaches: Clive Rush (1-6), John Mazur (1-6) • Fifth in AFC East • Home Stadium: Harvard Stadium

DATE	W/L	SCORE	OPPONENT	ATTENDANCE
9/20	W	27-14	Miami	32,607
9/27	L	21-31	N.Y. Jets	36,040
10/04	L	6-14	Baltimore	38,235
10/11	L	20-23	at Kansas City	50,698
10/18	L	0-16	N.Y. Giants	39,091
10/25	L	3-27	at Baltimore	60,240
11/01	L	10-45	Buffalo	31,148
11/08	L	0-31	at St. Louis	46,466
11/15	L	14-16	San Diego	30,597
11/22	L	3-17	at N.Y. Jets	61,822
11/29	W	14-10	at Buffalo	31,427
12/06	L	20-37	at Miami	51,032
12/13	L	14-35	Minnesota	37,819
12/20	L	7-45	at Cincinnati	60,157

Team Statistics

	PATS	OPP
TOTAL FIRST DOWNS	184	242
By Rushing	63	115
By Passing	98	105
By Penalty	23	22
TOTAL NET YARDS	2626	4261
Avg. per Game	187.6	304.4
Total Offensive Plays	768	865
Avg. per Play	3.4	4.9
NET YARDS RUSHING	1040	2074
Total Rushing Plays	334	503
Avg. per Rush	3.1	4.1
Avg. per Game	74.3	148.1
NET YARDS PASSING	1586	2187
Avg. per Game	113.3	156.2
Sacks/Yards Lost	42/389	28/243
Gross Yards Passing	1975	2430
Att./Completions	392/176	334/177
Completion Pct.	44.9	53.0
Had Intercepted	28	8
PUNTS/AVERAGE	86/39.1	63/43.8
PENALTIES/YARDS	88/849	101/1096
FUMBLES/BALLS LOST	18/13	33/17
TOUCHDOWNS	18	44
Rushing	11	20
Passing	7	19
Returns	0	5
Score by Periods	1 2 3 4 OT	Total
Patriots	13 50 41 45 0	149
Opponents	92 131 55 83 0	361
SCORING	TD Ru Pa Rt PAT FG S TP	
Nance	7 7 0 0	0 42
Cappelletti	0 0 0 0	12/13 6/15 0 30
Garrett	4 4 0 0	0 24
Sellers	4 0 4 0	0 24
Turner	2 0 2 0	0 12
Gogolak	0 0 0 0	5/5 2/7 0 11
Knief	1 0 1 0	0 6
Patriots	18 11 7 0	17/18 8/22 0 149
Opponents	44 20 19 5	44/44 17/28 1 361

RUSHING	NO	YDS	AVG	LG	TD
Nance	145	522	3.6	21	7
Garrett	88	272	3.1	26	4
Lawson	56	99	1.8	15	0
Kapp	20	71	3.6	14	0
Blanks	13	44	3.4	12	0
Ray	5	13	2.6	4	0
Taliaferro	3	11	3.7	6	0
Gladieux	4	8	2.0	8	0
Patriots	334	1040	3.1	26	11
Opponents	503	2074	4.1	56t	20

RECEIVING	NO	YDS	AVG	LG	TD
Sellers	38	550	14.5	48	4
Turner	28	428	15.3	43	2
Garrett	26	216	8.3	29	0
Nance	26	148	5.7	16	0
Brown	15	145	9.7	22	0
Beer	11	150	13.6	25	0
Lawson	11	113	10.3	19	0
Frazier	9	86	9.6	16	0
Blanks	5	49	9.8	18	0
Rademacher	4	51	12.8	16	0
Knief	3	39	13.0	22t	1
Patriots	176	1975	11.2	48	7
Opponents	177	2430	13.7	60t	19

INTERCEPTIONS	NO	YDS	AVG	LG	TD
Johnson	2	51	25.5	42	0
McMahon	1	72	72.0	72	0
Philpott	1	23	23.0	23	0
Scott	1	18	18.0	18	0
Bramlett	1	16	16.0	16	0
Webb	1	2	2.0	2	0
Williamson	1	2	2.0	2	0
Patriots	8	184	23.0	72	0
Opponents	28	302	10.8	59t	2

PUNTING	NO	YDS	AVG	LG	BLK
Janik	86	3364	39.1	57	1
Patriots	86	3364	39.1	57	1
Opponents	63	2758	43.8	67	0

PUNT RETURNS	NO	FC	YDS	AVG	LG	TD
Garrett	17	0	168	9.9	62	0
Blanks	9	4	83	9.2	22	0
Carwell	3	0	48	16.0	45	0
Johnson	2	3	6	3.0	6	0
Lawson	1	1	0	0.0	0	0
Gladieux	0	1	0	0.0	0	0
Patriots	32	9	305	9.5	62	0
Opponents	42	16	303	7.2	54	0

Sacks: Berger 9.0, Antwine 6.0, Lassiter 3.5, Hunt 2.5, Bramlett 2.0, Cheynunski 1.5, Johnson 1.0, Philpott 0.5, Team 2.0. Patriots 28.0, Opponent 42.0.

AFL All-Star (1): C Jon Morris (7).

KICK RETURNS	NO	YDS	AVG	LG	TD
Lawson	25	546	21.8	52	0
Garrett	24	511	21.3	30	0
Blanks	7	152	21.7	29	0
Carwell	1	30	30.0	30	0
Whittingham	1	24	24.0	24	0
Schottenheimer	1	8	8.0	8	0
Beer	1	4	4.0	4	0
Beverly	1	0	0.0	0	0
Brown	1	0	0.0	0	0
Patriots	62	1275	20.6	56	0
Opponents	41	841	20.5	96t	2

FIELD GOALS	1-19	20-29	30-39	40-49	50+
Cappelletti	2/3	3/4	0/2	1/5	0/1
Gogolak	1/1	0/0	1/2	0/3	0/1
Patriots	3/4	3/4	1/4	1/8	0/2
Opponents	4/4	4/7	5/6	4/8	0/3

Cappelletti: (41G, 50n, 22G) (40n) (44n, 13G, 23b, 47n, 25G) (25G) (14n) (-) (-) (-) (-) (35n, 9G) (-) (49b, 39b) (-) (-).

Gogolak: (-) (-) (-) (-) (-) (15G, 40n, 47n) (34n, 32G) (48b) (-) (50n) (-) (-) (-).

Opponents: (22n) (25G) (35n) (42G, 44G, 50n, 24G) (14G, 18G, 50n, 22G) (12G, 48G) (20G, 47n) (43G) (45n, 25n, 23n) (37G, 50n, 43n) (37G) (15G, 39G, 30G) (40n) (37G)

Starters: Offense: WR Bake Turner (13), Charley Frazier (1); LT Tom Funchess (7), Mike Montler (7); LG Gary Bugenhagen (6), M. Montler (5), T. Funchess (3); C Jon Morris (14); RG Lennie St. Jean (14); RT Tom Neville (13), Rex Mirich (1); TE Barry Brown (10), Tom Beer (4); WR Ron Sellers (13), Bill Rademacher (1); QB Joe Kapp (10), Mike Taliaferro (4); RB Carl Garrett (8), Jim Nance (5), Odell Lawson (1); FB J. Nance (8), C. Garrett (4), O. Lawson (1), Eddie Ray (1).

Defense: LE Mel Witt (6), Ike Lassiter (5), Dennis Wirgowski (2), T. Funchess (1); LT Jim Lee Hunt (13), R. Mirich (1); RT Ron Berger (12), D. Wirgowski (2); RE Houston Antwine (14); LLB Ed Philpott (12), Mike Ballou (2); MLB Jim Cheyunski (11), Marty Schottenheimer (3); RLB John Bramlett (11), M. Ballou (2), M. Schottenheimer (1); LCB Larry Carwell (8), Randy Beverly (3), Clarence Scott (2), Art McMahon (1); RCB Daryl Johnson (12), L. Carwell (1), C. Scott (1); SS C. Scott (10), Don Webb (2), A. McMahon (1), D. Johnson (1); FS D. Webb (12), D. Johnson (1), C. Scott (1).

1970 Coaching Staff: Bruce Beatty, Offensive Line, Bill Elias, Defensive Backfield, John Mazur, Offensive Backfield, John Meyer, Linebackers, Jerry Richardson, Defensive Line, Jerry Stoltz, Receivers.

PASSING	ATT	CMP	YARDS	CMP%	YDS/ATT	TD	TD%	INT	INT%	LG	SK/YDS	RATING
Kapp	219	98	1104	44.7	5.04	3	1.4	17	7.8	48	27/231	32.6
Taliaferro	173	78	871	45.1	5.03	4	2.3	11	6.4	45	15/158	41.8
Patriots	392	176	1975	44.9	5.04	7	1.8	28	7.1	48	42/389	36.7
Opponents	334	177	2430	53.0	7.28	19	5.7	8	2.4	60t	28/243	85.5

1971 FINAL STATISTICS (6-8)

Head Coach: John Mazur • Tied for Third in AFC East • Home Stadium: Schaefer Stadium

DATE	W/L	SCORE	OPPONENT	ATTENDANCE
9/19	W	20-6	Oakland	55,405
9/26	L	7-34	Detroit	61,054
10/03	L	3-23	Baltimore	61,232
10/10	W	20-0	N.Y. Jets	61,357
10/17	L	3-41	at Miami	58,822
10/24	L	21-44	at Dallas	65,708
10/31	L	10-27	at San Francisco	45,092
11/07	W	28-20	Houston	53,155
11/14	W	38-33	Buffalo	57,446
11/21	L	7-27	at Cleveland	65,238
11/28	L	20-27	at Buffalo	27,166
12/05	W	34-13	Miami	61,457
12/12	L	6-13	at N.Y. Jets	63,175
12/19	W	21-17	at Baltimore	57,942

Team Statistics

	PATS	OPP
--	------	-----

TOTAL FIRST DOWNS	190	237
--------------------------	------------	------------

By Rushing	85	106
------------	----	-----

By Passing	94	111
------------	----	-----

By Penalty	11	20
------------	----	----

Third Down: Made/Att.	72/198	81/208
-----------------------	--------	--------

Third Down: Eff.	36.3	38.9
------------------	------	------

TOTAL NET YARDS	3556	4072
------------------------	-------------	-------------

Avg. per Game	254.0	290.9
---------------	-------	-------

Total Offensive Plays	786	856
-----------------------	-----	-----

Avg. per Play	4.5	4.8
---------------	-----	-----

NET YARDS RUSHING	1669	1918
--------------------------	-------------	-------------

Total Rushing Plays	419	481
---------------------	-----	-----

Avg. per Rush	4.0	4.0
---------------	-----	-----

Avg. per Game	119.2	137.0
---------------	-------	-------

NET YARDS PASSING	1887	2154
--------------------------	-------------	-------------

Avg. per Game	134.8	153.9
---------------	-------	-------

Sacked/Yards Lost	36/319	25/249
-------------------	--------	--------

Gross Yards Passing	2206	2403
---------------------	------	------

Att./Completions	330/159	350/170
------------------	---------	---------

Completion Pct.	48.2	48.6
-----------------	------	------

Had Intercepted	16	15
-----------------	----	----

PUNTS/AVERAGE	87/37.3	66/38.8
----------------------	----------------	----------------

PENALTIES/YARDS	67/657	60/559
------------------------	---------------	---------------

FUMBLES/BALLS LOST	26/16	35/14
---------------------------	--------------	--------------

TOUCHDOWNS	29	35
-------------------	-----------	-----------

Rushing	7	14
---------	---	----

Passing	19	16
---------	----	----

Returns	3	5
---------	---	---

Score by Periods	1	2	3	4	OT	Total
-------------------------	----------	----------	----------	----------	-----------	--------------

Patriots	41	64	69	64	0	238
-----------------	-----------	-----------	-----------	-----------	----------	------------

Opponents	82	105	54	84	0	325
------------------	-----------	------------	-----------	-----------	----------	------------

SCORING	TD	Ru	Pa	Rt	PAT	FG	S	TP
----------------	-----------	-----------	-----------	-----------	------------	-----------	----------	-----------

Gogolak	0	0	0	0	28/28	12/21	0	64
---------	---	---	---	---	-------	-------	---	----

Vataha	9	0	0	0	0	0	0	54
--------	---	---	---	---	---	---	---	----

Nance	5	5	0	0	0	0	0	30
-------	---	---	---	---	---	---	---	----

Beer	3	0	3	0	0	0	0	18
------	---	---	---	---	---	---	---	----

Sellers	3	0	3	0	0	0	0	18
---------	---	---	---	---	---	---	---	----

Moss	2	0	1	1	0	0	0	12
------	---	---	---	---	---	---	---	----

Garrett	2	1	1	0	0	0	0	12
---------	---	---	---	---	---	---	---	----

Bryant	1	0	1	0	0	0	0	6
--------	---	---	---	---	---	---	---	---

Maitland	1	1	0	0	0	0	0	6
----------	---	---	---	---	---	---	---	---

Carwell	1	0	0	1	0	0	0	6
---------	---	---	---	---	---	---	---	---

Crabtree	1	0	1	0	0	0	0	6
----------	---	---	---	---	---	---	---	---

Outlaw	1	0	0	1	0	0	0	6
--------	---	---	---	---	---	---	---	---

Team	0	0	0	0	0/1	0	0	0
------	---	---	---	---	-----	---	---	---

Patriots	29	7	19	3	28/29	12/21	0	238
-----------------	-----------	----------	-----------	----------	--------------	--------------	----------	------------

Opponents	35	14	16	5	34/35	27/36	0	325
------------------	-----------	-----------	-----------	----------	--------------	--------------	----------	------------

RUSHING	NO	YDS	AVG	LG	TD
Garrett	181	784	4.3	38	1
Nance	129	463	3.6	50	5
Plunkett	45	210	4.7	16	0
Gladieux	37	175	4.7	31	0
Maitland	13	25	1.9	6	1
Lawson	8	8	1.0	6	0
Bryant	4	1	0.3	1	0
Crabtree	2	11	5.5	18	0
Neville	0	-8	-	-8	0
Patriots	419	1669	4.0	50†	7
Opponents	481	1918	4.0	56†	14

RECEIVING	NO	YDS	AVG	LG	TD
Vataha	51	872	17.1	88†	9
Garrett	22	265	12.0	80†	1
Nance	18	95	5.3	12	0
Sellers	14	222	15.9	49	3
Bryant	14	212	15.1	48	1
Beer	12	191	15.9	31†	3
Moss	9	124	13.8	20†	1
Crabtree	9	120	13.3	31†	1
Gladieux	6	60	10.0	25	0
Rucker	2	24	12.0	19	0
Sykes	1	15	15.0	15	0
Maitland	1	6	6.0	6	0
Patriots	159	2206	13.9	88†	19
Opponents	170	2403	14.1	74†	16

INTERCEPTIONS	NO	YDS	AVG	LG	TD
Carwell	5	72	14.4	53†	1
Kiner	4	25	6.3	14	0
Outlaw	3	89	29.7	60†	1
Beverly	2	19	9.5	19	0
Cheyunski	1	24	24.0	24	0
Patriots	15	229	15.3	60†	2
Opponents	16	157	9.8	25†	1

PUNTING	NO	YDS	AVG	LG	BLK
Janik	87	3249	37.3	58	0
Patriots	87	3249	37.3	58	0
Opponents	66	2564	38.8	64	1

PUNT RETURNS	NO	FC	YDS	AVG	LG	TD
Bryant	10	1	24	2.4	16	0
Garrett	8	2	124	15.5	50	0
Harris	5	1	19	3.8	9	0
Gladieux	4	8	0	0.0	0	0
Gardin	4	5	14	3.5	5	0
Patriots	31	17	181	5.8	50	0
Opponents	36	31	279	7.8	68†	1

KICK RETURNS	NO	YDS	AVG	LG	TD
Garrett	24	538	22.4	37	0
Gardin	14	321	22.9	34	0
Bryant	10	252	25.2	45	0
Gladieux	6	85	14.2	20	0
Lawson	2	47	23.5	25	0
Rucker	2	45	22.5	21	0
Maitland	2	40	20.0	21	0
Mallory	1	19	19.0	19	0
Hagen	1	7	7.0	7	0
Janik	1	0	0.0	0	0
Webb	1	0	0.0	0	0
Patriots	64	1354	21.2	45	0
Opponents	49	1427	29.1	94†	1

Sacks: Kiner 6.5, Adams 5.0, Lassiter 4.0, Berger 3.0, May 2.5, Weisacosky 2.0, Philpott 1.0, Rowe 1.0, Weisacosky 1.0. Patriots 26.0, Opponents 36.0.

FIELD GOALS	1-19	20-29	30-39	40-49	50+
Gogolak	1/1	1/3	6/7	3/7	1/3
Patriots	1/1	1/3	6/7	3/7	1/3
Opponents	8/9	4/5	5/6	9/14	1/2

Gogolak: (46G,22G) (-) (34G,46b,46n) (36n,53n) (51G) (-) (51n,48n,32G) (25n) (38G) (20b) (40G,17G) (37G,35G) (34G,47G) (47b).

Opponents: (21n) (23G,27G) (42G, 41G, 50G) (-) (34G,46n,42G) (16G,17G, 45n,12G) (35G,41G,40n) (25G,41G,37n) (17G,48G, 17G,12G) (34G,15n,31G) (51n,48G,41G) (26G,30G) (16G,42n, 42G) (12G,40n).

Starters: Offense: WR Randy Vataha (13), Alfred Sykes (1); LT Mike Montier (14); LG Halvor Hagen (14); C Jon Morris (13), Bill Lenkaitis (1); RG Lennie Ste. Jean (13), B. Lenkaitis (1); RT Tom Neville (14); TE Tom Beer (8), Roland Moss (6); WR Ron Sellers (8), Eric Crabtree (4), Hubie Bryant (2); QB Jim Plunkett (14); RB Carl Garrett (14); FB Jim Nance (13), Odell Lawson (1).

Defense: LE Ike Lassiter (12), Art May (2); LT Dave Rowe (9), Ron Berger (5); RE Dennis Witkowski (8), A. May (5), R. Berger (1); RT Julius Adams (11), Houston Antwine (3); LLB Ed Weisacosky (10), Ed Philpott (4); MLB Jim Cheyunski (14); RLB Steve Kiner (14); LCB Larry Carwell (11), Randy Beverly (2), Perry Pruett (1); RCB John Outlaw (13), Rickie Harris (1); SS R. Harris (6), Clarence Scott (4), Don Webb (4); FS D. Webb (8), R. Harris (3), Tom Janik (2), J. Outlaw (1).

1971 Coaching Staff: Bruce Beatty, Offensive Line, Dick Evans, Defensive Line, Tom Fletcher, Defensive Backfield, John Meyer, Linebackers, Sam Rutigliano, Off. Backs/ Receivers, Jerry Stoltz, Receivers.

Pro Bowl (0)

PASSING	ATT	CMP	YARDS	CMP%	YDS/ATT	TD	TD%	INT	INT%	LG	SK/YDS	RATING
Plunkett	328	158	2158	48.2	6.58	19	5.8	16	4.9	88†	36/319	68.6
Gladieux	2	1	48	50.0	24.0	0	0.0	0	0.0	48	0/0	95.8
Patriots	330	159	2206	48.2	6.68	19	5.8	16	4.8	88†	36/319	69.1
Opponents	350	170	2403	48.6	6.87	16	4.6	15	4.3	74†	25/249	68.5

1972 FINAL STATISTICS (3-11)

Head Coach: John Mazur (2-7), Phil Bengston (1-4) • Fifth in AFC East • Home Stadium: Schaefer Stadium

DATE	W/L	SCORE	OPPONENT	ATTENDANCE
9/17	L	7-31	Cincinnati	60,999
9/24	W	21-20	Atlanta	60,999
10/1	W	24-23	Washington	60,999
10/8	L	14-38	at Buffalo	41,749
10/15	L	13-41	N.Y. Jets	60,999
10/22	L	3-33	at Pittsburgh	46,081
10/29	L	10-34	at N.Y. Jets	62,867
11/06	L	17-24	Baltimore	60,999
11/12	L	0-52	at Miami	80,010
11/19	L	24-27	Buffalo	60,999
11/26	L	0-31	at Baltimore	54,907
12/03	L	21-37	Miami	60,999
12/10	W	17-10	at New Orleans	64,889
12/17	L	21-45	at Denver	51,656

Team Statistics

	PATS	OPP
TOTAL FIRST DOWNS	236	289
By Rushing	89	144
By Passing	126	124
By Penalty	24	21
Third Down: Md/Att.	66/188	96/192
Third Down: Eff.	35.1	50.0
TOTAL NET YARDS	3647	5248
Avg. per Game	260.5	374.9
Total Offensive Plays	840	888
Avg. per Play	4.3	5.9
NET YARDS RUSHING	1532	2717
Total Rushing Plays	386	548
Avg. per Rush	4.0	5.0
Avg. per Game	109.4	194.1
NET YARDS PASSING	2127	2522
Avg. per Game	151.9	180.1
Sacked/Yards Lost	44/452	15/101
Gross Yards Passing	2579	2623
Att./Completions	412/198	325/174
Completion Pct.	48.1	53.5
Had Intercepted	28	10
PUNTS/AVERAGE	75/38.1	48/40.4
PENALTIES/YARDS	66/761	88/862
FUMBLES/BALLS LOST	26/10	22/12
TOUCHDOWNS	24	54
Rushing	13	27
Passing	10	24
Returns	1	3
Score by Periods	1 2 3 4 OT	1 2 3 4 OT
Patriots	20 55 44 73 0	192
Opponents	66 165 117 98 0	446

SCORING	TD	Ru	Pa	Rt	PAT	FG	S	TP
Garrett	5	5	0	0		0	30	
Gogolak	0	0	0	0	9/9	6/8	0	27
Ashton	4	3	1	0		0	24	
Walker	0	0	0	0	15/15	2/8	0	21
Dowling	3	3	0	0		0	18	
Rucker	3	0	3	0		0	18	
T. Reynolds	2	0	2	0		0	12	
Tarver	2	1	1	0		0	12	
Vataha	2	0	2	0		0	12	
Carwell	1	0	0	1		0	6	
Plunkett	1	1	0	0		0	6	
Windsor	1	0	1	0		0	6	
Patriots	24	13	10	1	24/24	8/16	0	192
Opponents	54	27	24	3	54/54	22/36	1	446

RUSHING	NO	YDS	AVG	LG	TD
Ashton	128	546	4.3	35	3
Garrett	131	488	3.7	41t	5
Plunkett	36	230	6.4	21	1
Tarver	42	132	3.1	18	1
Gladieux	24	56	2.3	11	0
Maitland	13	33	2.5	6	0
Dowling	7	35	5.0	11	3
Rucker	3	5	1.7	8	0
Studstill	1	11	11.0	11	0
Windsor	1	-4	-4.0	-4	0
Patriots	386	1532	4.0	41t	13
Opponents	548	2717	5.0	47	27

RECEIVING	NO	YDS	AVG	LG	TD
Rucker	44	681	15.5	62	3
Windsor	33	383	11.6	24	1
Garrett	30	410	13.7	43	0
Vataha	25	369	14.8	44	2
Ashton	22	207	9.4	24	1
Gladieux	19	192	10.1	31	0
Tarver	11	112	10.2	22	1
T. Reynolds	8	152	19.0	36t	2
Maitland	4	33	8.3	9	0
Beer	2	40	20.0	21	0
Patriots	198	2579	13.0	62	10
Opponents	174	2623	15.1	62	24

INTERCEPTIONS	NO	YDS	AVG	LG	TD
Jackson	4	133	33.3	55	0
Harris	3	45	15.0	32	0
Hoey	1	25	25.0	25	0
Blanchard	1	20	20.0	20	0
Carwell	1	0	0.0	0	0
Patriots	10	223	22.3	55	0
Opponents	28	490	17.5	61	2

PUNTING	NO	YDS	AVG	LG	BLK
Studstill	75	2859	38.1	57	1
Patriots	75	2859	38.1	57	1
Opponents	48	1937	40.4	60	0

PUNT RETURNS	NO	FC	YDS	AVG	LG	TD
Garrett	6	0	36	6.0	27	0
Carwell	5	1	2	0.4	4	0
Harris	4	3	5	1.3	5	0
Gladieux	2	4	-6	-3.0	-6	0
Patriots	17	8	37	2.2	27	0
Opponents	34	24	366	10.8	59	1

KICK RETURNS	NO	YDS	AVG	LG	TD
Garrett	16	410	25.6	49	0
Ashton	15	309	20.6	31	0
Hoey	9	210	23.3	30	0
Rucker	8	227	28.4	43	0
Matthews	3	74	24.7	29	0
Maitland	3	48	16.0	19	0
Beer	1	15	15.0	15	0
Patriots	55	1293	23.5	49	0
Opponents	32	784	24.5	73	0

Sacks: Adams 4.0, Rowe 2.5, Harris 2.0, Wirgowski 2.0, Hagen 1.0, Weisacosky 1.0, White 1.0, Cash 1.0, Team 0.5. Patriots 15.0, Opponents 44.0.

FIELD GOALS	1-19	20-29	30-39	40-49	50+
Walker	0/0	0/0	2/4	0/3	0/1
Gogolak	1/1	2/3	2/2	1/1	0/1
Patriots	1/1	2/3	4/6	1/4	0/2
Opponents	6/8	3/4	10/13	3/8	0/3

Gogolak: (-) (-) (23G,42n) (-) (36G,25G, 50b) (16G) (20G) (36G) (-) (-) (-) (-) (-) (-).

Walker: (-) (-) (-) (-) (-) (-) (-) (-) (-) (48b) (39n,36G) (48b) (40n,51n) (30n,36G) (-).

Opponents: (38G,51b) (38G,21G,32b, 10n) (27n,50n) (11G) (37G,37G) (19G, 22G, 35G,33G,32n) (21G,39n,31G) (9G, 52n,18n) (16G,49n,48b) (44G,45G) (40G,45n) (36G,10G,18G) (40n,30G,45n) (35G).

Starters: Offense: WR Randy Vataha (4); LT Bob Reynolds (10), Mike Montler (4); LG M. Montler (10), Bill Lenkaitis (3), Sam Adams (1); C Jon Morris (13), B. Lenkaitis (1); RG Lennie St. Jean (14); RT Tommy Neville (14); TE Bob Windsor (14); WR Reggie Rucker (14); QB Jim Plunkett (14); RB Carl Garrett (5), Josh Ashton (4), Bob Gladieux (3), John Tarver (2); FB J. Ashton (8), B. Gladieux (3), C. Garrett (2), John Tarver (1).

Defense: LE Julius Adams (6), Jim White (6), Ron Berger (2); LT Dave Rowe (9), J. Adams (5); RE Dennis Wirgowski (13), R. Berger (1); RT Rick Cash (13), D. Wirgowski (1); LLB Ed Weisacosky (13), Dick Blanchard (1); MLB Jim Cheyunski (11), Ralph Cindrich (3); RLB Ron Acks (13), Roin Kadziel (1); LCB Larry Carwell (14); RCB John Outlaw (5), Ron Bolton (4), George Hoey (3), Honor Jackson (2); SS H. Jackson (6), Clarence Scott (6), Rickie Harris (1), G. Hoey (1); FS R. Harris (10), G. Hoey (2), H. Jackson (2).

1972 Coaching Staff: Bruce Beatty, Offensive Line, Dick Evans, Defensive Line, Tom Fletcher, Defensive Backfield, John Meyer, Linebackers, Burnie Miller, Special Teams, Sam Rutigliano, Off. Backs/Receivers, Jerry Stoltz, Receivers.

Pro Bowl (0)

PASSING	ATT	CMP	YARDS	CMP%	YDS/ATT	TD	TD%	INT	INT%	LG	SK/YDS	RATING
Plunkett	355	169	2196	47.6	6.19	8	2.3	25	7.0	62	39/385	45.7
Dowling	54	29	383	53.7	7.09	2	3.7	1	1.9	42	4/63	81.0
Garrett	1	0	0	0.0	0.0	0	0.0	1	100.0	0	1/4	0.0
Gladieux	1	0	0	0.0	0.0	0	0.0	1	100.0	0	0/0	0.0
Studstill	1	0	0	0.0	0.0	0	0.0	0	0.0	0	0/0	39.6
Patriots	412	198	2579	48.1	6.26	10	2.4	28	6.8	62	44/452	48.0
Opponents	326	175	2634	53.7	8.08	23	7.1	10	3.1	62	15/101	91.2

1973 FINAL STATISTICS (5-9)

Head Coach: Chuck Fairbanks • Third in AFC East • Home Stadium: Schaefer Stadium

DATE	W/L	SCORE	OPPONENT	ATTENDANCE
9/16	L	13-31	Buffalo	56,114
9/23	L	7-10	Kansas City	57,918
9/30	L	23-44	at Miami	80,047
10/07	W	24-16	Baltimore	57,044
10/14	L	7-9	N.Y. Jets	58,659
10/21	W	13-10	at Chicago	55,701
10/28	L	14-30	Miami	61,279
11/04	L	23-24	at Philadelphia	65,070
11/11	L	13-33	at N.Y. Jets	60,737
11/18	W	33-24	Green Bay	61,279
11/25	W	32-0	at Houston	27,344
12/02	W	30-14	San Diego	58,150
12/09	L	13-37	at Buffalo	75,841
12/16	L	13-18	at Baltimore	52,065

Team Statistics

	PATS	OPP
TOTAL FIRST DOWNS	237	215
By Rushing	97	142
By Passing	122	67
By Penalty	18	6
Third Down: Md/Att.	73/192	69/185
Third Down: Eff.	38.0	37.3
TOTAL NET YARDS	3843	4188
Avg. per Game	274.5	299.1
Total Offensive Plays	871	832
Avg. per Play	4.4	5.0
NET YARDS RUSHING	1612	2850
Total Rushing Plays	454	560
Avg. per Rush	3.6	5.1
Avg. per Game	115.1	203.6
NET YARDS PASSING	2231	1338
Avg. per Game	159.4	95.6
Sacked/Yards Lost	37/350	32/262
Gross Yards Passing	2581	1600
Att./Completions	380/195	240/134
Completion Pct.	51.3	55.8
Had Intercepted	17	13
PUNTS/AVERAGE	61/37.7	62/40.5
PENALTIES/YARDS	50/550	77/693
FUMBLES/BALLS LOST	51/25	27/18
TOUCHDOWNS	31	32
Rushing	15	16
Passing	13	11
Returns	3	5
Score by Periods	1 2 3 4 OT	Total
Patriots	48 69 74 67 0	258
Opponents	57 86 77 80 0	300

SCORING	TD	Ru	Pa	Rt	PAT	FG	S	TP
White	0	0	0	0	21/25	14/25	0	63
Plunkett	5	5	0	0	0	0	0	30
Cunningham	5	4	1	0	0	0	0	30
Herron	4	2	1	1	0	0	0	24
Tarver	4	4	0	0	0	0	0	24
Windsor	4	0	4	0	0	0	0	24
Rucker	3	0	3	0	0	0	0	18
Vataha	3	0	2	1	0	0	0	18
Stingley	2	0	2	0	0	0	0	12
Bell	0	0	0	0	4/5	1/4	0	7
Foster	1	0	0	1	0	0	0	6
Kiner	0	0	0	0	0	0	0	2
Team	0	0	0	0	0/1	0	0	0
Patriots	31	15	13	3	25/31	15/29	1	258
Opponents	32	16	11	5	30/32	26/32	0	300

RUSHING	NO	YDS	AVG	LG	TD
Cunningham	155	516	3.3	25	4
Tarver	72	321	4.5	28	4
Ashton	93	305	3.3	34	0
Plunkett	44	209	4.8	20	5
Herron	61	200	3.3	17	2
Stingley	6	64	10.7	19	0
McCall	10	15	1.5	14	0
B. Adams	2	7	3.5	4	0
Gipson	5	-1	-0.2	4	0
Rucker	2	-1	-0.5	0	0
Welch	1	-2	-2.0	-2	0
Windsor	1	-6	-6.0	-6	0
Vataha	2	-15	-7.5	-11	0
Patriots	454	1612	3.6	34	15
Opponents	560	2850	5.1	80	16

RECEIVING	NO	YDS	AVG	LG	TD
Rucker	53	743	14.0	64	3
Windsor	23	348	15.1	36	4
Stingley	23	339	14.7	25	2
Vataha	20	341	17.1	48	2
Herron	18	265	14.7	29	1
Cunningham	15	144	9.6	34	1
B. Adams	14	197	14.1	30	0
Ashton	11	113	10.3	51	0
Tarver	9	51	5.7	13	0
Welch	6	22	3.7	8	0
McCall	3	18	6.0	14	0
Patriots	195	2581	13.2	64	13
Opponents	134	1600	11.9	50	11

INTERCEPTIONS	NO	YDS	AVG	LG	TD
Bolton	6	65	10.8	56	0
Durko	3	26	8.7	16	0
Anderson	2	3	1.5	3	0
Acks	1	11	11.0	11	0
Jackson	1	0	0.0	0	0
Patriots	13	105	8.1	56	0
Opponents	17	285	16.8	81	1

PUNTING	NO	YDS	AVG	LG	BLK
Barnes	55	2134	38.8	53	0
White	6	163	27.1	51	0
Patriots	61	2297	37.7	53	0
Opponents	62	2509	40.5	58	1

PUNT RETURNS	NO	FC	YDS	AVG	LG	TD
Herron	27	8	282	10.4	54	0
Stingley	3	2	21	7.0	16	0
Durko	3	2	21	7.0	15	0
Patriots	33	12	324	9.8	54	0
Opponents	29	23	154	5.3	27	0

KICK RETURNS	NO	YDS	AVG	LG	TD
Herron	41	1092	26.6	92t	1
Stingley	6	143	23.8	29	0
Rucker	5	103	20.6	43	0
McCall	2	17	8.5	17	0
Tarver	1	17	17.0	17	0
Windsor	1	0	0.0	0	0
Hannah	1	0	0.0	0	0
Patriots	57	1372	24.1	92t	1
Opponents	40	963	24.1	90t	1

Sacks: Adams 8.0, Hamilton 5.5, Moore 4.0, Cash 3.0, Rowe 2.5, Acks 1.5, Forster 1.0, Kiner 1.0, Lunsford 1.0, Smith 1.0, Bolton 0.5, Chandler 0.5, King 0.5, Tanner 0.5, Team 2.0. Patriots 32.0, Opponents 37.0.

FIELD GOALS	1-19	20-29	30-39	40-49	50+
White	6/8	2/3	3/5	3/7	0/2
Bell	0/0	0/0	1/3	0/0	0/1
Patriots	6/8	2/3	4/8	3/7	0/3
Opponents	3/3	6/7	12/14	5/8	0/0

White: (53n) (30n) (33b,36G);
White: (40G,18b) (34n) (32G,11G,43n) (-) (49n, 33G,43n,18n,47b) (-) (19G,21G,26G, 18G) (48G,26n,51n,36G,46G) (11G) (14G, 12G) (52n,36n).

Opponents: (44n,48G) (33G,33n,39b) (40G,36G,40G) (38G,27G,38G) (40G, 39G,22G) (30G) (25G,38G,23G) (12G) (44G,22G,28G,39G) (33G,20n) (43b) (47b) (34G,34G,19G) (16G,32G).

Starters: Offense: WR Reggie Rucker (8), Darryl Stingley (6); LT Sam Adams (5), Leon Gray (5), Bob Reynolds (4); LG John Hannah (14); C Bill Lenkatis (12); Jon Morris (2); RG Lennie Ste. Jean (14); RT Tom Neville (9), L. Gray (3), S. Adams (2); TE Bob Windsor (9), Bob Adams (5); WR R. Rucker (6), D. Stingley (4), Randy Vataha (4); QB Jim Plunkett (14); RB Josh Ashton (8), John Tarver (3), Sam Cunningham (1), Mack Herron (1), Bob McCall (1); FB S. Cunningham (9), J. Tarver (4), Claxton Welch (1).

Defense: LE Ray Hamilton (14); NT Dave Rowe (14); RE Rick Cash (14); RT Julius Adams (14); LLB Steve Kiner (14); MLB Edgar Chandler (11), Brian Stenger (2), Will Foster (1); RLB Ron Acks (14); LCB George Hoey (12), Donald Martin (2); RCB Ron Bolton (14); SS Sandy Durko (14), FS Ralph Anderson (10), Honor Jackson (3), Dave Mason (1).

1973 Coaching Staff: Hank Bullough, Defensive Line, Ron Erhardt, Offensive Backfield, Red Miller, Offensive Line, Bill Nelsen, Quarterbacks, Sam Rutigliano, Off. Backs/Receivers, Charlie Sumner, Linebackers/Secondary, Jim Valek, Special Teams, Larry Weaver, Defensive Backfield.

Pro Bowl (0)

PASSING	ATT	CMP	YARDS	CMP%	YDS/ATT	TD	TD%	INT	INT%	LG	SK/YDS	RATING
Plunkett	376	193	2550	51.3	6.78	13	3.5	17	4.5	64	37/350	65.8
Shiner	4	2	31	50.0	7.75	0	0.0	0	0.0	23	0/0	76.0
Patriots	380	195	2581	51.3	6.79	13	3.4	17	4.5	64	37/350	65.9
Opponents	240	134	1600	55.8	6.67	11	4.6	13	5.4	50	32/262	69.1

1974 FINAL STATISTICS (7-7)

Head Coach: Chuck Fairbanks • Tied for Third in AFC East • Home Stadium: Schaefer Stadium

DATE	W/L	SCORE	OPPONENT	ATTENDANCE
9/15	W	34-24	Miami	55,006
9/22	W	28-20	at N.Y. Giants	49,267
9/29	W	20-14	L.A. Rams	61,279
10/06	W	42-3	Baltimore	59,502
10/13	W	24-0	at N.Y. Jets	61,400
10/20	L	28-30	at Buffalo	80,020
10/27	W	17-14	at Minnesota	48,497
11/03	L	28-29	Buffalo	61,279
11/10	L	14-21	Cleveland	61,279
11/17	L	16-21	N.Y. Jets	61,279
11/24	W	27-17	at Baltimore	38,971
12/01	L	26-41	at Oakland	54,020
12/08	L	17-21	Pittsburgh	61,279
12/15	L	27-34	at Miami	79,420

Team Statistics

	PATS	OPP
TOTAL FIRST DOWNS	255	240
By Rushing	123	100
By Passing	113	129
By Penalty	19	11
Third Down: Md/Att.	96/202	73/192
Third Down: Eff.	47.5	38.0
TOTAL NET YARDS	4474	4067
Avg. per Game	319.6	290.5
Total Offensive Plays	900	879
Avg. per Play	5.0	4.6
NET YARDS RUSHING	2134	1587
Total Rushing Plays	520	467
Avg. per Rush	4.1	3.4
Avg. per Game	152.4	113.4
NET YARDS PASSING	2340	2480
Avg. per Game	167.1	177.1
Sacked/Yards Lost	21/174	38/294
Gross Yards Passing	2514	2774
Att./Completions	359/177	374/210
Completion Pct.	49.3	56.1
Had Intercepted	23	24
PUNTS/AVERAGE	71/36.2	75/38.4
PENALTIES/YARDS	87/843	76/642
FUMBLES/BALLS LOST	26/15	29/14
TOUCHDOWNS	43	37
Rushing	21	16
Passing	19	17
Returns	3	4
Score by Periods	1 2 3 4 OT	Total
Patriots	86 116 64 82 0	348
Opponents	68 92 49 80 0	289
SCORING	TD Ru Pa Rt PAT FG S TP	
Smith	0 0 0 0 0 42/43 16/22 0	90
Herron	12 7 5 0 0 0 0 0	72
Cunningham	11 9 2 0 0 0 0 0	66
Rucker	4 0 0 4 0 0 0 0	24
Vataha	3 0 0 3 0 0 0 0	18
Plunkett	2 2 0 0 0 0 0 0	12
Stingley	2 1 1 0 0 0 0 0	12
Tarver	2 2 0 0 0 0 0 0	12
Geddes	1 0 0 1 0 0 0 0	6
Hannah	1 0 0 1 0 0 0 0	6
Marshall	1 0 0 1 0 0 0 0	6
Sanders	1 0 0 1 0 0 0 0	6
Schubert	1 0 0 1 0 0 0 0	6
Tanner	1 0 0 1 0 0 0 0	6
Windsor	1 0 0 1 0 0 0 0	6
Patriots	43 21 19 3 42/43 16/22 0	348
Opponents	37 16 17 4 32/37 11/18 1	289

RUSHING	NO	YDS	AVG	LG	TD
Herron	231	824	3.6	28	7
Cunningham	166	811	4.9	75t	9
Plunkett	30	161	5.4	37	2
Tarver	41	101	2.5	18	2
Ashton	26	99	3.8	22	0
Stingley	5	63	12.6	23t	1
Wilson	15	57	3.8	12	0
Vataha	3	21	7.0	24	0
Hinton	1	1	1.0	1	0
Johnson	2	-4	-2.0	-2	0
Patriots	520	2134	4.1	75t	21
Opponents	467	1587	3.4	34	16

RECEIVING	NO	YDS	AVG	LG	TD
Herron	38	474	12.5	18	5
Rucker	27	436	16.1	69t	4
Vataha	25	561	22.4	59t	3
Cunningham	22	214	9.7	37	2
Adams, B.	17	244	14.4	24	0
Windsor	12	127	10.6	20	1
Stingley	10	139	13.9	20t	1
Tarver	9	37	4.1	12	0
Johnson	8	147	18.4	34	0
Wilson	3	38	12.7	23	0
Hinton	2	36	18.0	20	0
Tanner	2	23	11.5	21	1
Schubert	1	21	21.0	21t	1
Marshall	1	17	17.0	17t	1
Patriots	177	2514	14.2	69t	19
Opponents	210	2774	13.2	67t	17

INTERCEPTIONS	NO	YDS	AVG	LG	TD
Bolton	7	18	2.6	10	0
Sanders	5	57	11.4	23t	1
Hunt	3	66	22.0	27	0
McCray	3	61	20.3	33	0
Mildren	3	51	17.0	41	0
Geddes	2	32	16.0	29t	1
King	1	9	9.0	9	0
Patriots	24	294	12.3	41	2
Opponents	23	331	14.4	72t	2

PUNTING	NO	YDS	AVG	LG	BLK
Barnes	45	1604	35.6	50	0
Chapple	26	967	37.2	57	0
Patriots	71	2571	36.2	57	0
Opponents	75	2882	38.4	59	0

PUNT RETURNS	NO	FC	YDS	AVG	LG	TD
Herron	35	4	517	14.8	66	0
Schubert	3	2	15	5.0	11	0
Durko	1	1	1	1.0	1	0
Hinton	1	0	0	0.0	0	0
Johnson	0	3	0	0.0	0	0
Sanders	0	1	0	0.0	0	0
Patriots	40	11	533	13.3	66	0
Opponents	41	5	314	7.7	42	0

KICK RETURNS	NO	YDS	AVG	LG	TD
Herron	28	629	18.0	62	0
Johnson	15	303	20.2	41	0
Schubert	5	112	22.4	32	0
Hinton	3	83	27.7	53	0
Wilson	2	33	16.5	18	0
Tanner	2	17	8.5	17	0
Hunt	1	21	21.0	21	0
Durko	1	0	0.0	0	0
Smith, D.	1	0	0.0	0	0
Patriots	58	1198	20.7	62	0
Opponents	64	1678	26.2	88t	1

Sacks: Adams 8.0, Hamilton 5.0, Lunsford 5.0, McGee 4.5, Webster 4.5, King 3.5, Smith 3.0, Moore 2.0, Hunt 1.5, Nelson 1.0, Carter 0.5. Patriots 38.0, Opponents 21.0.

FIELD GOALS	1-19	20-29	30-39	40-49	50+
Smith	0/0	6/7	8/10	2/5	0/0
Patriots	0/0	6/7	8/10	2/5	0/0
Opponents	0/0	5/5	2/4	4/9	0/0

Smith: (21G,21n,26G) (30n) (39G,23G) (-) (37G) (-) (37G) (47n,46b) (-) (32G, 34n,44G,35G) (33G,28G) (22G,35G) (20G,44n) (46G,34G).

Opponents: (33G) (-) (41b) (31n,27G) (-) (35G) (43n,34n) (45G,20G,46n,47G) (-) (-) (48n,25G) (-) (40G,27G,47n) (28G, 40G).

Starters: Offense: WR Reggie Rucker (9), Andy Johnson (3), Eddie Hinton (1), Darryl Stingley (1); LT Leon Gray (14); LG John Hannah (14); C Bill Lenkaitis (14); RG Sam Adams (13), Bill DuLac (1); RT Tom Neville (14); TE Bob Adams (7), Bob Windsor (7); WR Randy Vataha (9), Steve Schubert (3), R. Rucker (1), D. Stingley (1); QB Jim Plunkett (14); RB Mack Herron (14); Sam Cunningham (10), Josh Tarver (4).

Defense: LE Mel Lunsford (7), Julius Adams (5), Ray Hamilton (1), Tony McGee (1); NT/LT R. Hamilton (13), M. Lunsford (1); RE/RT J. Adams (6), George Webster (5), M. Lunsford (2), J. Tanner (1); LOLB/RE G. Webster (7), M. Lunsford (3), J. Adams (3), J. Tanner (1); LILB/LLB Steve Nelson (9), Bob Geddes (5); RILB Sam Hunt (14); ROLB Steve King (14); LCB John Sanders (10), Willie Osley (3), Ron Bolton (1); RCB R. Bolton (13), W. Osley (1); SS Jack Mildren (9), Sandy Durko (4), Prentice McCray (1); FS P. McCray (13), J. Mildren (1).

1974 Coaching Staff: Hank Bullough, Defensive Line, Ron Erhardt, Offensive Backfield, Red Miller, Offensive Line, Bill Nelsen, Quarterbacks, Ray Perkins, Receivers, Charlie Sumner, Linebackers/Secondary, Jim Valek, Special Teams, Larry Weaver, Defensive Backfield.

Pro Bowl (0)

PASSING	ATT	CMP	YARDS	CMP%	YDS/ATT	TD	TD%	INT	INT%	LG	SK/YDS	RATING
Plunkett	352	173	2457	49.1	6.98	19	5.4	22	6.3	69t	21/174	64.1
Shiner	6	3	37	50.0	6.17	0	0.0	1	16.7	18	0/0	29.9
Graff	1	1	20	100.0	20.0	0	0.0	0	0.0	20	0/0	118.8
Patriots	359	177	2514	49.3	7.00	19	5.3	23	6.4	69t	21/174	63.3
Opponents	374	210	2774	56.1	7.42	17	4.5	24	6.4	67t	38/294	68.2

1975 FINAL STATISTICS (3-11)

Head Coach: Chuck Fairbanks • Tied for Fourth in AFC East • Home Stadium: Schaefer Stadium

DATE	W/L	SCORE	OPPONENT	ATTENDANCE
9/21	L	0-7	Houston	54,212
9/28	L	14-22	Miami	61,279
10/05	L	7-36	at N.Y. Jets	61,415
10/12	L	10-27	at Cincinnati	55,856
10/19	W	21-10	Baltimore	56,844
10/26	W	24-16	San Francisco	60,691
11/02	L	17-24	at St. Louis	47,263
11/09	W	33-19	at San Diego	26,090
11/16	L	31-34	Dallas	61,279
11/23	L	31-45	at Buffalo	69,207
12/01	L	7-20	at Miami	68,480
12/07	L	28-30	N.Y. Jets	57,539
12/14	L	14-34	Buffalo	59,646
12/21	L	21-34	at Baltimore	50,801

Team Statistics

	PATS	OPP
TOTAL FIRST DOWNS	253	254
By Rushing	94	118
By Passing	133	120
By Penalty	26	16
Third Down: Md/Att.	82/195	90/216
Third Down: Eff.	42.1	41.7
TOTAL NET YARDS	4283	4464
Avg. per Game	305.9	318.9
Total Offensive Plays	912	956
Avg. per Play	4.7	4.7
NET YARDS RUSHING	1845	2220
Total Rushing Plays	472	555
Avg. per Rush	3.9	4.0
Avg. per Game	131.8	158.6
NET YARDS PASSING	2438	2244
Avg. per Game	174.1	160.3
Sacked/Yards Lost	39/330	33/271
Gross Yards Passing	2768	2515
Att./Completions	401/193	368/213
Completion Pct.	48.1	57.9
Had Intercepted	28	13
PUNTS/AVERAGE	83/38.8	77/39.5
PENALTIES/YARDS	89/719	103/759
FUMBLES/BALLS LOST	43/22	31/16
TOUCHDOWNS	33	42
Rushing	14	20
Passing	16	18
Returns	3	4

Score by Periods	1	2	3	4	OT	Total
Patriots	37	107	38	76	0	258
Opponents	67	77	110	104	0	358

SCORING	TD	Ru	Pa	Rt	PAT	FG	S	TP
Smith	0	0	0	0	33/33	9/17	0	60
Cunningham	8	6	2	0	0	0	0	48
Vataha	6	0	0	0	0	0	0	36
Francis	4	0	0	0	0	0	0	24
Johnson	4	3	1	0	0	0	0	24
Grogan	3	3	0	0	0	0	0	18
Calhoun	2	1	1	0	0	0	0	12
Stingley	2	0	2	0	0	0	0	12
Carter	1	0	0	1	0	0	0	6
Hamilton	1	0	0	1	0	0	0	6
Howard	1	0	0	1	0	0	0	6
Plunkett	1	1	0	0	0	0	0	6
Patriots	33	14	16	3	33/33	9/17	0	258
Opponents	42	20	18	4	37/42	23/35	0	358

RUSHING	NO	YDS	AVG	LG	TD
Cunningham	169	666	3.9	17	6
Johnson	117	488	4.2	66t	3
Herron	61	274	4.5	53	0
Grogan	30	110	3.7	14	3
Calhoun	23	104	4.5	38t	1
Carter	22	95	4.3	19	0
McQuay	33	47	1.4	9	0
Stingley	6	39	6.5	21	0
Dressler	3	8	2.7	6	0
Plunkett	4	7	1.8	5	1
Vataha	1	4	4.0	4	0
Graff	2	2	1.0	2	0
Anderson	1	1	1.0	1	0
Patriots	472	1845	3.9	66t	14
Opponents	555	2220	4.0	63t	20

RECEIVING	NO	YDS	AVG	LG	TD
Vataha	46	720	15.7	47	6
Francis	35	636	18.2	48	4
Cunningham	32	253	7.9	24	2
Johnson	26	294	11.3	29	1
Stingley	21	378	18.0	45	2
Burks	6	158	26.3	76	0
Windsor	6	57	9.5	12	0
Calhoun	5	111	22.2	62t	1
Herron	5	50	10.0	19	0
Wright	4	46	11.5	20	0
McQuay	4	27	6.8	16	0
Carter	2	39	19.5	26	0
Dressler	1	-1	-1.0	-1	0
Patriots	193	2768	14.3	76	16
Opponents	213	2515	11.8	77t	18

INTERCEPTIONS	NO	YDS	AVG	LG	TD
Bolton	5	33	6.6	15	0
Howard	3	52	17.3	44t	1
Nelson	2	8	4.0	4	0
Reilly	1	54	54.0	54	0
Sanders	1	18	18.0	18	0
Webster	1	0	0.0	0	0
Patriots	13	165	12.7	54	1
Opponents	28	388	13.9	58	1

PUNTING	NO	YDS	AVG	LG	BLK
Patrick	83	3223	38.8	62	0
Patriots	83	3223	38.8	62	0
Opponents	77	3042	39.5	65	1

PUNT RETURNS	NO	FC	YDS	AVG	LG	TD
Stingley	15	2	113	7.5	29	0
Herron	12	2	89	7.4	17	0
Johnson	6	4	60	10.0	15	0
Patriots	33	8	262	7.9	29	0
Opponents	42	12	513	12.2	69t	1

KICK RETURNS	NO	YDS	AVG	LG	TD
Carter	32	879	27.5	99t	1
McQuay	15	252	16.8	34	0
Johnson	10	188	18.8	32	0
Burks	4	65	16.3	25	0
Herron	2	75	37.5	40	0
Stingley	2	44	22.0	24	0
Calhoun	1	17	17.0	17	0
Patriots	66	1520	23.0	99t	1
Opponents	46	1142	24.8	59	0

Sacks: McGee 9.0, Hamilton 6.0, Adams 4.0, Hanneman 4.0, Zabel 3.0, Hunt 2.0, Nelson 2.0, Cusik 1.0, King 1.0, Webster 1.0. Patriots 33.0, Opponents 39.0.

FIELD GOALS	1-19	20-29	30-39	40-49	50+
Smith	1/1	1/1	5/6	2/8	0/1
Patriots	1/1	1/1	5/6	2/8	0/1
Opponents	1/1	11/11	6/10	5/13	0/0

Smith: (44n,46n) (40n) (-) (35G) (52n) (44G,41b) (32G) (38G,19G,35G,46G) (29G) (42b,34G) (43n) (33b) (-) (-).

Opponents: (36n) (26G,26G,33G) (46n, 47G) (29G,21G) (34G) (47n,28G) (44b, 21G) (41G,49n,30G,25G,37G) (43G, 26G) (28G,43n) (25G,39G) (42G,27G, 48b,44G,46b,38n) (31n) (19G,44n,37n, 31G)

Starters: Offense: WR Randy Vataha (14); LT Leon Gray (14); LG John Hannah (14); C Bill Lenkaitis (11), Doug Dumler (3); RG Sam Adams (13), Bill DuLac (1); RT Shelby Jordan (14); TE Russ Francis (11), Bob Windsor (3); WR Darryl Stingley (14); QB Steve Grogan (7), Jim Plunkett (5), Neil Graff (2); RB Andy Johnson (9), Mack Herron (5); FB Sam Cunningham (13), Don Calhoun (1).

Defense: LE Tony McGee (10), Mel Lunsford (4); LT/NT Ray Hamilton (14); RE/RT Julius Adams (8), Marlin Imhof (3), Craig Hanneman (2), Sam Hunt (1); LOLB/RE George Webster (9), Steve Zabel (2), C Hanneman (1), Steve King (1), Kevin Reilly (1); LILB/LLB Steve Nelson (13), G. Webster (1); RILB/MLB S. Hunt (12), Bob Geddes (1), S. Nelson (1); ROLB/RLB S. King (7), S. Zabel (7); LCB Bob Howard (14), RCB Ron Bolton (13), Jim Massey (1); SS Prentice McCray (14); FS John Sanders (14).

1975 Coaching Staff: Hank Bullough, Defensive Line, Rollie Dotsch, Outside Linebackers, Ron Erhardt, Offensive Backfield, Red Miller, Offensive Line, Ray Perkins, Receivers, John Polonchek, QBs/Special Asst. to Head Coach, Charlie Sumner, Linebackers/Secondary, Jim Valek, Special Teams, Larry Weaver, Defensive Backfield.

Pro Bowl (0)

PASSING	ATT	CMP	YARDS	CMP%	YDS/ATT	TD	TD%	INT	INT%	LG	SK/YDS	RATING
Grogan	274	139	1976	50.7	7.21	11	4.0	18	6.6	62t	22/207	60.4
Plunkett	92	36	571	39.1	6.21	3	3.3	7	7.6	76	13/89	39.7
Graff	35	18	221	51.4	6.31	2	5.7	3	8.6	31t	4/34	54.6
Patriots	401	193	2768	48.1	6.90	16	4.0	28	7.0	76	39/330	55.2
Opponents	368	213	2515	57.9	6.83	18	4.9	13	3.5	77t	33/271	80.4

1976 FINAL STATISTICS (11-3)

Head Coach: Chuck Fairbanks • Second in AFC East (Wild Card Playoff Qualifier) • Home Stadium: Schaefer Stadium

DATE	W/L	SCORE	OPPONENT	ATTENDANCE
9/12	L	13-27	Baltimore	43,637
9/19	W	30-14	Miami	46,227
9/26	W	30-27	at Pittsburgh	50,350
10/03	W	48-17	Oakland	61,279
10/10	L	10-30	at Detroit	63,711
10/18	W	41-7	N.Y. Jets	51,236
10/24	W	26-22	at Buffalo	50,383
10/31	L	3-10	at Miami	57,984
11/07	W	20-10	Buffalo	61,279
11/14	W	21-14	at Baltimore	60,020
11/21	W	38-24	at N.Y. Jets	58,509
11/28	W	38-14	Denver	61,279
12/05	W	27-6	New Orleans	54,057
12/12	W	31-14	at Tampa Bay	46,475
AFC PLAYOFFS				
12/18	L	21-24	at Oakland	54,037

Team Statistics

	PATS	OPP
--	------	-----

TOTAL FIRST DOWNS	260	258
By Rushing	150	102
By Passing	95	134
By Penalty	15	22
Third Down: Md/Att.	76/192	90/209
Third Down: Eff.	39.6	43.0

TOTAL NET YARDS	4694	4022
------------------------	-------------	-------------

Avg. per Game	335.3	287.3
Total Offensive Plays	918	947
Avg. per Play	5.1	4.2

NET YARDS RUSHING	2948	1847
--------------------------	-------------	-------------

Total Rushing Plays	591	462
Avg. per Rush	5.0	4.0
Avg. per Game	210.6	131.9

NET YARDS PASSING	1746	2175
--------------------------	-------------	-------------

Avg. per Game	124.7	155.4
Sacked/Yards Lost	19/164	47/429
Gross Yards Passing	1910	2604
Att./Completions	309/146	437/229
Completion Pct.	47.6	52.4
Had Intercepted	20	23

PUNTS/AVERAGE	67/40.1	75/38.8
----------------------	----------------	----------------

PENALTIES/YARDS	102/91.4	88/76.4
------------------------	-----------------	----------------

FUMBLES/BALLS LOST	28/16	37/27
---------------------------	--------------	--------------

TOUCHDOWNS	48	29
-------------------	-----------	-----------

Rushing	24	12
Passing	18	16
Returns	0	1

Score by Periods	1	2	3	4	OT	Total
-------------------------	----------	----------	----------	----------	-----------	--------------

Patriots	54	133	97	92	0	376
----------	----	-----	----	----	---	-----

Opponents	40	91	30	75	0	236
-----------	----	----	----	----	---	-----

Sacks: McGee 9.5, Barnes 8.0, Hamilton 6.5, Bishop 6.0, Adams 5.0, Zabel 4.0, Lunsford 2.5, Tipton 2.0, King 1.5, Nelson 1.0. Patriots 47.0, Opponents 19.0.

SCORE	TD	Ru	Pa	Rt	PAT	FG	S	TP
-------	----	----	----	----	-----	----	---	----

Smith	0	0	0	0	42/46	15/25	0	87
-------	---	---	---	---	-------	-------	---	----

Grogan	13	12	0	1			0	78
--------	----	----	---	---	--	--	---	----

Johnson	10	6	4	0			0	60
---------	----	---	---	---	--	--	---	----

Stingley	4	0	4	0			0	24
----------	---	---	---	---	--	--	---	----

Cunningham	3	3	0	0			0	18
------------	---	---	---	---	--	--	---	----

Francis	3	0	3	0			0	18
---------	---	---	---	---	--	--	---	----

Chandler	3	0	3	0			0	18
----------	---	---	---	---	--	--	---	----

Forté	2	1	1	0			0	12
-------	---	---	---	---	--	--	---	----

Haynes	2	0	0	2			0	12
--------	---	---	---	---	--	--	---	----

McCray	2	0	0	2			0	12
--------	---	---	---	---	--	--	---	----

Calhoun	1	1	0	0			0	6
---------	---	---	---	---	--	--	---	---

Phillips	1	1	0	0			0	6
----------	---	---	---	---	--	--	---	---

Briscoe	1	0	1	0			0	6
---------	---	---	---	---	--	--	---	---

Brook	1	0	1	0			0	6
-------	---	---	---	---	--	--	---	---

Vataha	1	0	1	0			0	6
--------	---	---	---	---	--	--	---	---

Hunt	1	0	0	1			0	6
------	---	---	---	---	--	--	---	---

Zabel	0	0	0	0	1/1	0/0	0	1
-------	---	---	---	---	-----	-----	---	---

Team	0	0	0	0	0/1	0/0	0	0
------	---	---	---	---	-----	-----	---	---

Patriots	48	24	18	6	43/48	15/25	0	376
-----------------	-----------	-----------	-----------	----------	--------------	--------------	----------	------------

Opponents	29	12	16	1	26/29	12/17	0	236
------------------	-----------	-----------	-----------	----------	--------------	--------------	----------	------------

RUSHING	NO	YDS	AVG	LG	TD
---------	----	-----	-----	----	----

Cunningham	172	824	4.8	24	3
------------	-----	-----	-----	----	---

Calhoun	129	721	5.6	54	1
---------	-----	-----	-----	----	---

Johnson	169	699	4.1	69t	6
---------	-----	-----	-----	-----	---

Grogan	60	397	6.6	41t	12
--------	----	-----	-----	-----	----

Phillips	24	164	6.8	46	1
----------	----	-----	-----	----	---

Forté	25	100	4.0	26	1
-------	----	-----	-----	----	---

Stingley	8	45	5.6	27	0
----------	---	----	-----	----	---

Francis	2	12	6.0	8	0
---------	---	----	-----	---	---

Burks	1	2	2.0	2	0
-------	---	---	-----	---	---

Patrick	1	-16	-16.0	-16	0
---------	---	-----	-------	-----	---

Patriots	591	2948	5.0	69t	24
-----------------	------------	-------------	------------	------------	-----------

Opponents	462	1847	4.0	46	12
------------------	------------	-------------	------------	-----------	-----------

RECEIVING	NO	YDS	AVG	LG	TD
-----------	----	-----	-----	----	----

Johnson	29	343	11.8	53	4
---------	----	-----	------	----	---

Cunningham	27	299	11.1	41	0
------------	----	-----	------	----	---

Francis	26	367	14.1	48	3
---------	----	-----	------	----	---

Stingley	17	370	21.8	58t	4
----------	----	-----	------	-----	---

Calhoun	12	56	4.7	12	0
---------	----	----	-----	----	---

Vataha	11	192	17.5	44	1
--------	----	-----	------	----	---

Briscoe	10	136	13.6	21	1
---------	----	-----	------	----	---

Chandler	5	49	9.8	29	3
----------	---	----	-----	----	---

Forté	3	9	3.0	6t	1
-------	---	---	-----	----	---

Burks	2	27	13.5	17	0
-------	---	----	------	----	---

Feacher	2	38	19.0	21	0
---------	---	----	------	----	---

Phillips	1	18	18.0	18	0
----------	---	----	------	----	---

Brook	1	6	6.0	6t	1
-------	---	---	-----	----	---

Patriots	146	1910	13.1	58t	18
-----------------	------------	-------------	-------------	------------	-----------

Opponents	229	2604	11.4	55	16
------------------	------------	-------------	-------------	-----------	-----------

INTERCEPTIONS	NO	YDS	AVG	LG	TD
---------------	----	-----	-----	----	----

Haynes	8	90	11.3	28	0
--------	---	----	------	----	---

McCray	5	182	36.4	63t	2
--------	---	-----	------	-----	---

Fox	3	67	22.3	29	0
-----	---	----	------	----	---

Howard	3	28	9.3	15	0
--------	---	----	-----	----	---

Hunt	2	106	53.0	68t	1
------	---	-----	------	-----	---

Nelson	2	32	16.0	34	0
--------	---	----	------	----	---

Patriots	23	505	22.0	68t	3
-----------------	-----------	------------	-------------	------------	----------

Opponents	20	380	19.0	76	0
------------------	-----------	------------	-------------	-----------	----------

PUNTING	NO	YDS	AVG	LG	TB	IN20
---------	----	-----	-----	----	----	------

Patrick	67	2688	40.1	52	12	12
---------	----	------	------	----	----	----

Patriots	67	2688	40.1	52	12	12
-----------------	-----------	-------------	-------------	-----------	-----------	-----------

Opponents	75	2909	38.8	57	8	7
------------------	-----------	-------------	-------------	-----------	----------	----------

PUNT RETURNS	NO	FC	YDS	AVG	LG	TD
--------------	----	----	-----	-----	----	----

Haynes	45	0	608	13.5	89t	2
--------	----	---	-----	------	-----	---

Beaudoin	2	0	18	9.0	11	0
----------	---	---	----	-----	----	---

Stingley	1	0	2	2.0	2	0
----------	---	---	---	-----	---	---

Patriots	48	0	628	13.1	89t	2
-----------------	-----------	----------	------------	-------------	------------	----------

Opponents	37	7	288	7.8	32	0
------------------	-----------	----------	------------	------------	-----------	----------

Kick Returns	No	Yds	Avg	LG	TD
--------------	----	-----	-----	----	----

Phillips	14	397	28.4	71	0
----------	----	-----	------	----	---

Feacher	10	240	24.0	46	0
---------	----	-----	------	----	---

Calhoun	9	183	20.3	33	0
---------	---	-----	------	----	---

Beaudoin	6	134	22.3	44	0
----------	---	-----	------	----	---

Forté	3	62	20.7	29	0
-------	---	----	------	----	---

Conn	2	29	14.5	26	0
------	---	----	------	----	---

Carter	1	19	19.0	19	0
--------	---	----	------	----	---

McKay	1	23	23.0	23	0
-------	---	----	------	----	---

Patriots	46	1087	23.6	71	0
-----------------	-----------	-------------	-------------	-----------	----------

Opponents	71	1559	22.1	58	0
------------------	-----------	-------------	-------------	-----------	----------

FIELD GOALS	1-19	20-29	30-39	40-49	50+
-------------	------	-------	-------	-------	-----

Smith	0/1	4/4	4/6	7/14	0/0
-------	-----	-----	-----	------	-----

Patriots	0/1	4/4	4/6	7/14	0/0
-----------------	------------	------------	------------	-------------	------------

Opponents	1/1	2/2	4/5	4/8	1/1
------------------	------------	------------	------------	------------	------------

Smith:	(316, 276, 39b)	(42n, 22G, 47n)
---------------	-----------------	-----------------

(42G, 40G, 26G, 37n)	(-) (41G) (-) (44G, 32G) (43G) (46G, 33G) (48n, 44n) (28G) (44n, 19n, 49G, 41n) (39n) (30G).
----------------------	----------------------------------------------------------------------------------------------

Opponents:	(28G, 32G) (-) (32G, 41G, 48n) (44G) (44n, 36G) (-) (46G, 34n) (47G) (31G) (40n) (19G) (-) (50G, 47n, 29n) (43n) (-).
-------------------	-----------------------------------------------------------------------------------------------------------------------

Starters: Offense:	WR Randy Vataha (8), Darryl Stingley (4), Marlin Briscoe (2); LT Leon Gray (14); LG John Hannah (14); C Bill Lenkaitis (14); RG Sam Adams (14); RT Bob McKay (14); TE Russ Francis (12), Al Chandler (2); WR D. Stingley (9), M. Briscoe (3), Steve Burke (1), A. Chandler (1); QB Steve Grogan (16); RB Andy Johnson (12), Sam Cunningham (1), Ike Forte (1); FB S. Cunningham (10), Don Calhoun (3), A. Johnson (1).
---------------------------	------------------------------------------------------------------------------------------------------------------------------------------------------------------------------------------------------------------------------------------------------------------------------------------------------------------------------------------------------------------------------------------------------------------------

Defense:	LE Tony McGee (13), Mel Lunsford (1); NT Ray Hamilton (14); RE Julius Adams (14); LOLB Steve Zabel (14); LILB Steve Nelson (11), Sam Hunt (2), Donnie Thomas (1); RILB S. Hunt (9), George Webster (3), Jim Romaniszyn (2); ROLB Pete Barnes (7), Steve King (7); LCB Bob Howard (14); RCB Mike Haynes (14); SS Prentice McCray (14); FS Tim Fox (13), Dick Conn (1).
-----------------	-----------------------------------------------------------------------------------------------------------------------------------------------------------------------------------------------------------------------------------------------------------------------------------------------------------------------------------------------------------------------

1976 Coaching Staff:	Hank Bullough, Defensive Line, Rollie Dotsch, Outside Linebackers, Ron Erhardt, Offensive Backfield, Red Miller, Offensive Line, Ray Perkins, Receivers, John Polonchek, QBs/Special Asst. to Head Coach, Charlie Sumner, Linebackers/Secondary, Larry Weaver, Defensive Backfield, Tom Yewic, Offensive Backfield/Special Teams.
-----------------------------	-----------------------------------------------------------------------------------------------------------------------------------------------------------------------------------------------------------------------------------------------------------------------------------------------------------------------------------

Pro Bowl (4):	TE Russ Francis (1), T Leon Gray (1), G John Hannah (1), CB Mike Haynes (1).
----------------------	------------------------------------------------------------------------------

PASSING	ATT	CMP	YARDS	CMP%	YDS/ATT	TD	TD%	INT	INT%	LG	SK/YDS	RATING
Grogan	302	145	1903	48.0	6.30	18	6.0	20	6.6	58t	18/155	60.6
Owen	5	1	7	20.0	1.40	0	0.0	0	0.0	7	0/0	39.6
Johnson	2	0	0	0.0	0.0	0	0.0	0	0.0	0	0/0	39.6
Briscoe	0	0	0	0.0	0.0	0	0.0	0	0.0	0	1/9	--
Patriots	309	146	1910	47.2	6.25	18	5.8	20	6.5	58t	19/164	59.7
Opponents	437	229	2604	52.4	5.96	16	3.7	23	5.3	55	47/429	60.9

1977 FINAL STATISTICS (9-5)

Head Coach: Chuck Fairbanks • Third in AFC East • Home Stadium: Schaefer Stadium

Date	W/L	Score	Opponent	Attendance
9/18	W	21-17	Kansas City	58,288
9/26	L	27-30 at	Cleveland OT	77,910
10/02	L	27-30 at	N.Y. Jets	49,801
10/09	W	31-0	Seattle	54,363
10/16	W	24-20 at	San Diego	51,143
10/23	W	17-3	Baltimore	61,279
10/30	W	24-13	N.Y. Jets	61,279
11/06	L	14-24	Buffalo	61,279
11/13	L	5-17 at	Miami	67,907
11/20	W	20-7 at	Buffalo	31,157
11/27	W	14-6	Philadelphia	58,192
12/04	W	16-10 at	Atlanta	60,738
12/11	W	14-10	Miami	61,279
12/18	L	24-30 at	Baltimore	60,763

Team Statistics

	PATS	OPP
TOTAL FIRST DOWNS	247	215
By Rushing	132	86
By Passing	101	111
By Penalty	14	18
Third Down: Md/Att.	98/199	74/196
Third Down: Eff.	49.0	38.0
TOTAL NET YARDS	4310	3638
Avg. per Game	307.9	259.9
Total Offensive Plays	922	866
Avg. per Play	4.7	4.7
NET YARDS RUSHING	2303	1605
Total Rushing Plays	603	452
Avg. per Rush	3.8	3.6
Avg. per Game	164.5	114.6
NET YARDS PASSING	2007	2033
Avg. per Game	143.4	145.2
Sacked/Yards Lost	14/155	58/471
Gross Yards Passing	2162	2504
Att./Completions	305/160	356/188
Completion Pct.	52.5	52.8
Had Intercepted	21	19
PUNTS/AVERAGE	68/34.6	78/39.1
PENALTIES/YARDS	112/931	71/610
FUMBLES/BALLS LOST	28/15	20/10
TOUCHDOWNS	33	26
Rushing	13	8
Passing	17	16
Returns	3	2
Score by Periods	1 2 3 4 OT	Total
Patriots	79 65 74 60 0	278
Opponents	58 23 61 72 3	217
SCORING	TD Ru Pa Rt PAT FG S TP	
Smith	0 0 0 0 33/33	15/21 0 78
Stingley	6 1 5 0	0 36
Cunningham	5 4 1 0	0 30
Calhoun	4 4 0 0	0 24
Francis	4 0 0 0	0 24
Hasselbeck	4 0 0 0	0 24
Clayborn	3 0 0 3	1 20
Morgan	3 0 3 0	0 18
Forte	2 2 0 0	0 12
Grogan	1 1 0 0	0 6
Phillips	1 1 0 0	0 6
Patriots	33 13 17 3 33/33	15/21 1 278
Opponents	26 8 16 2 22/26	13/21 0 217

RUSHING	NO	YDS	AVG	LG	TD
Cunningham	270	1015	3.8	31t	4
Calhoun	198	727	3.7	25	4
Grogan	61	324	5.3	41	1
Forte	62	157	2.5	16	2
Phillips	5	27	5.4	13	1
Stingley	3	33	11.0	34t	1
Ivory	3	10	3.3	9	0
Morgan	1	10	10.0	10	0
Patriots	603	2303	3.8	41	13
Opponents	452	1605	3.6	66	8

RECEIVING	NO	YDS	AVG	LG	TD
Cunningham	42	370	8.8	35	1
Stingley	39	657	16.8	68	5
Morgan	21	443	21.1	64t	3
Francis	16	229	14.3	31t	4
Calhoun	13	152	11.7	47	0
Hasselbeck	9	76	8.4	21	4
Forte	8	88	11.0	22	0
Chandler	7	68	9.7	16	0
Burks	5	79	15.8	22	0
Patriots	160	2162	13.5	68	17
Opponents	188	2504	13.3	78	16

INTERCEPTIONS	NO	YDS	AVG	LG	TD
Haynes	5	54	10.8	22	0
McCray	4	61	15.2	48	0
Howard	4	10	2.2	6	0
Fox	3	39	13.0	27	0
Hunt	2	17	8.5	10	0
Barnes	1	13	13.0	13	0
Patriots	19	194	10.2	48	0
Opponents	21	279	13.3	45	2

PUNTING	NO	YDS	AVG	LG	TB	IN20	BLK
Patrick	68	2354	34.6	64	6	13	3
Patriots	68	2354	34.6	64	6	13	3
Opponents	78	3048	39.1	65	9	10	0

PUNT RETURNS	NO	FC	YDS	AVG	LG	TD
Morgan	16	2	220	13.8	53	0
Haynes	24	2	200	8.3	46	0
Forte	2	1	9	4.5	6	0
Beaudoin	1	0	0	0.0	0	0
Westbrook	0	1	0	0.0	0	0
Patriots	43	6	429	10.0	53	0
Opponents	33	6	270	8.2	23	0

KICK RETURNS	NO	YDS	AVG	LG	TD
Clayborn	28	869	31.0	101t	3
Phillips	6	93	15.5	22	0
Beaudoin	4	73	18.3	30	0
McKay	1	16	16.0	16	0
Patriots	39	1051	26.9	101t	3
Opponents	52	1086	20.9	73	0

Sacks: McGee 12.0, Hamilton 10.0, Adams 9.5, Shoate 6.0, Barnes 5.0, Nelson 5.0, Boyd 2.5, Fox 2.0, Lunsford 1.5, Bishop 1.0, Clayborn 1.0, Hunt 1.0, King 1.0, Zabel 0.5. Patriots 58.0, Opponents 14.0.

FIELD GOALS	1-19	20-29	30-39	40-49	50+
Smith	1/1	4/5	9/11	1/4	0/0
Patriots	1/1	4/5	9/11	1/4	0/0
Opponents	0/1	5/5	7/11	1/4	0/0

Smith: (-) (35G,28G) (44G,24G) (36G, 26wr) (28G) (18G) (30G) (-) (37n,35G) (33G, 25G,44n) (-) (47s,36G,32G,29G,35b) (47b) (30G).

Opponents: (22G) (37G,37G,35G,44wr,39b) (38b,37G) (-) (-) (40G) (36G, 40wl,21G) (30G) (33G) (-) (19b,33wl) (25G) (28G) (38wl,28G,45wl).

Starters: Offense: WR Stanley Morgan (14); LT Leon Gray (11), Shelby Jordan (3); LG John Hannah (11), Pete Brock (3); C Bill Lenkaitis (14); RG Sam Adams (13), P. Brock (1); RT Tom Neville (13), Bob McKay (3); TE Russ Francis (10), Al Chandler (3), Don Hasselbeck (1); WR Darryl Stingley (14); QB Steve Grogan (14); RB Don Calhoun (14); FB Sam Cunningham (14).

Defense: LE Mel Lunsford (13), Tony McGee (1); NT Ray Hamilton (14); RE Julius Adams (14); LOLB Steve Zabel (10), Steve King (4); LILB Steve Nelson (13), Ray Costict (1); RILB Sam Hunt (13), R. Costict (1); ROLB Pete Barnes (11), Rod Shoate (3); LCB Bob Howard (12), Raymond Clayborn (2); RCB Mike Haynes (14); SS Prentice McCray (14); FS Tim Fox (14).

1977 Coaching Staff: Hank Bullough, Defensive Line, Ron Erhardt, Offensive Backfield, Leon McLaughlin, Offensive Line, Ray Perkins, Receivers, John Polonchek, QBs/Special Asst. to Head Coach, Charlie Sumner, Linebackers/Secondary, Dick Walker, Defensive Backs, Tom Yewcic, Offensive Backfield/Special Teams.

Pro Bowl (2): TE Russ Francis (2), CB Mike Haynes (2).

PASSING	ATT	CMP	YARDS	CMP%	YDS/ATT	TD	TD%	INT	INT%	LG	SK/YDS	RATING
Grogan	305	160	2162	52.5	7.09	17	5.6	21	6.9	68	14/155	65.2
Patriots	305	160	2162	52.5	7.09	17	5.6	21	6.9	68	14/155	65.2
Opponents	356	188	2504	52.8	7.03	16	4.5	19	5.3	78	58/471	68.1

1978 FINAL STATISTICS (11-5)

Head Coaches: Chuck Fairbanks (11-4); Ron Erhardt & Hank Bullough co-head coaches (0-1) • AFC East Division Champions • Home Stadium: Schaefer Stadium

DATE	W/L	SCORE	OPPONENT	ATTENDANCE
9/03	L	14-16	Washington	55,063
9/10	W	16-6	at St. Louis	49,555
9/18	L	27-34	Baltimore	57,503
9/24	W	21-14	at Oakland	53,500
10/01	W	28-23	San Diego	61,287
10/08	W	24-14	Philadelphia	61,287
10/15	W	10-3	at Cincinnati	56,257
10/22	W	33-24	Miami	61,297
10/29	W	55-21	N.Y. Jets	61,297
11/05	W	14-10	at Buffalo	46,101
11/12	L	23-26	Houston	61,297
11/19	W	19-17	at N.Y. Jets	60,372
11/26	W	35-14	Baltimore	49,404
12/03	L	10-17	at Dallas	65,045
12/10	W	26-24	Buffalo	59,927
12/18	L	3-23	at Miami	75,445
AFC PLAYOFFS				
12/31	L	14-31	Houston	61,297

Team Statistics

	PATS	OPP
TOTAL FIRST DOWNS	322	258
By Rushing	181	100
By Passing	125	143
By Penalty	16	15
Third Down: Md/Att.	92/203	96/220
Third Down: Eff.	45.3	43.6
TOTAL NET YARDS	5965	4615
Avg. per Game	372.8	288.4
Total Offensive Plays	1085	971
Avg. per Play	5.5	4.8
NET YARDS RUSHING	3165	1852
Total Rushing Plays	671	511
Avg. per Rush	4.7	3.6
Avg. per Game	197.8	115.8
NET YARDS PASSING	2800	2763
Avg. per Game	175.0	172.7
Sacked/Yards Lost	24/206	35/296
Gross Yards Passing	3006	3059
Att./Completions	390/196	425/235
Completion Pct.	50.3	55.3
Had Intercepted	25	22
PUNTS/AVERAGE	61/35.0	78/39.5
PENALTIES/YARDS	92/852	81/683
FUMBLES/BALLS LOST	35/21	34/21
TOUCHDOWNS	46	38
Rushing	30	14
Passing	15	21
Returns	1	3

Score by Periods	1	2	3	4	OT	Total
Patriots	77	122	63	96	0	358
Opponents	55	60	71	97	0	286

SCORING	TD	Ru	Pa	Rt	PAT	FG	S	TP
Ivory	11	11	0	0	0	1	0	66
Fosey	0	0	0	0	29/31	11/22	0	62
Cunningham	8	8	0	0	0	0	0	68
Jackson	6	0	6	0	0	0	0	36
Grogan	5	5	0	0	0	0	0	30
Grogan	5	0	5	0	0	0	0	30
Morgan	4	0	4	0	0	0	0	24
Francis	4	0	4	0	0	0	0	24
Johnson	3	3	0	0	0	0	0	18
McAlister	2	2	0	0	0	0	0	12
Smith	0	0	0	0	6/7	1/1	0	9
Lowery	0	0	0	0	7/7	0/1	0	9
Calhoun	1	1	0	0	0	0	0	6
Haynes	1	0	0	1	0	0	0	6
Bishop	0	0	0	0	0	1	2	0
Fox	0	0	0	0	0	1	2	0
Wilson	0	0	0	0	0	1/1	0/0	0
Patriots	46	30	15	1	42/46	12/24	2	358
Opponents	38	14	21	3	31/38	9/19	0	286

RUSHING	NO	YDS	AVG	LG	TD
Cunningham	199	768	3.9	52t	8
Ivory	141	693	4.9	28	11
Johnson	147	675	4.6	52	3
Grogan	81	539	6.7	31	5
Calhoun	76	391	5.1	73	1
McAlister	19	77	4.1	16	2
Morgan	2	11	5.5	6	0
Jackson	1	7	7.0	7	0
Tatupu	3	6	2.0	3	0
Wilson	1	0	0.0	0	0
Westbrook	1	-2	-2.0	-2	0
Patriots	671	3165	4.7	73	30
Opponents	511	1852	3.6	32t	14

RECEIVING	NO	YDS	AVG	LG	TD
Francis	39	543	13.9	53	4
Jackson	37	743	20.1	57	6
Morgan	34	820	24.1	75t	5
Cunningham	31	297	9.6	31	0
Jonsson	26	267	10.3	31	0
Ivory	14	122	8.7	18	0
Hasselbeck	7	107	15.3	24	0
Westbrook	3	38	12.7	19	0
Calhoun	3	29	9.7	15	0
Pennywell	1	28	28.0	28	0
McAlister	1	12	12.0	12	0
Patriots	196	3006	15.3	75t	15
Opponents	235	3059	13.0	67t	21

INTERCEPTIONS	NO	YDS	AVG	LG	TD
Haynes	6	123	20.5	50	1
Nelson	5	104	20.8	37	0
Clayborn	4	72	18.0	44	0
Beaudoin	3	25	8.3	13	0
Fox	2	10	5.0	10	0
Conn	1	24	24.0	24	0
Zabel	1	0	0.0	0	0
Patriots	22	358	16.3	50	1
Opponents	25	252	10.1	49	1

PUNTING	NO	YDS	AVG	LG	TB	IN20	BLK
Wilson	54	1921	35.6	57	4	14	0
Patrick	7	216	30.9	47	0	2	0
Patriots	61	2137	35.0	57	4	16	0
Opponents	78	3081	39.5	63	8	17	0

PUNT RETURNS	NO	FC	YDS	AVG	LG	TD
Morgan	32	4	335	10.5	48	0
Haynes	14	2	183	13.1	35	0
Conn	1	2	2	2.0	2	0
Patriots	47	8	520	11.1	48	0
Opponents	29	10	272	9.4	30	0

KICK RETURNS	NO	YDS	AVG	LG	TD
Clayborn	27	636	23.6	60	0
McAlister	10	186	18.6	32	0
Westbrook	7	125	17.9	33	0
Ivory	7	165	23.6	33	0
Morgan	1	17	17.0	17	0
Wheeler	1	0	0.0	0	0
Conn	1	26	26.0	26	0
Tatupu	1	17	17.0	17	0
Patriots	55	1172	21.3	60	0
Opponents	69	1576	22.8	90t	1

Sacks: McGee 11.5, Bishop 7.0, Hamilton 5, Shoate 5, Lunsford 3.5, Costick 1, Hawkins 1, Nelson 1. Patriots 35.0, Opponents 24.0.

FIELD GOALS	1-9	20-29	30-39	40-49	50+
Smith	0/0	1/1	0/0	0/0	0/0
Lowery	0/0	0/0	0/0	0/1	0/0
Posey	1/1	3/4	5/11	2/6	0/0
Patriots	1/1	4/5	5/11	2/7	0/0
Opponents	0/0	5/6	1/5	2/5	1/3

Smith: (-) (24G) (-). **Lowery:** (-) (45wl) (38wl,41G) (-) (25wr,44wl,52G,51wr) (-) (48n) (32G,34G,37G,38wl,25wl) (48n, 47G,24G) (31s) (46b,30G,36b,39n) (42s,21G) (35G).

Opponents: (26G,54wr) (-) (-) (35wl, 47wl) (38wl,41G) (-) (25wr,44wl,52G,51wr) (29G,45wl) (-) (21G) (-) (45G,33n) (31wl) (26G) (26G) (30G).

Starters: Offense: WR Stanley Morgan (16); LT Leon Gray (16); LG John Hannah (16); C Bill Lenkaitis (16); RG Sam Adams (16); RT Shelby Jordan (16); TE Russ Francis (15), Don Hasselbeck (1); WR Harold Jackson (13); QB Steve Grogan (16); RB Andy Johnson (13), Horace Ivory (3); FB Sam Cunningham (14), Don Calhoun (2); 2nd TE D. Hasselbeck (3).

Defense: LE Mel Lunsford (15), Tony McGee (1); NT Ray Hamilton (16); RE Richard Bishop (15), Julius Adams (1); LOLB Steve Zabel (11), Steve King (5); LILB Steve Nelson (15), Ray Costick (1); RILB Sam Hunt (15), R. Costick (1); ROLB Rod Shoate (15); R. Costick (1); LCB Ray Clayborn (16); RCB Michael Haynes (16); SS Doug Beaudoin (13), Tim Fox (2), Prentice McCray (1); FS T. Fox (14), P. McCray (2).

1978 Coaching Staff: Raymond Berry, Receivers, Hank Bullough, Defensive Line, Ron Erhardt, Offensive Backfield, John Polonchek, QBs/Special Asst. to Head Coach, Jim Ringo, Offensive Line, Fritz Shurmur, Defensive Line, Charlie Sumner, Linebackers/Secondary, Tom Yewic, Offensive Backfield/Special Teams.

Pro Bowl (5): FB Sam Cunningham (1), TE Russ Francis (3), T Leon Gray (2), G John Hannah (2), CB Mike Haynes (3).

PASSING	ATT	CMP	YARDS	CMP%	YDS/ATT	TD	TD%	INT	INT%	LG	SK/YDS	RATING
Grogan	362	181	2824	50.0	7.80	15	4.1	23	6.4	75t	21/184	63.6
Owen	26	15	182	57.7	7.00	0	0.0	2	7.7	23	3/22	47.3
Johnson	2	0	0	0.0	0.00	0	0.0	0	0.0	0	0/0	39.6
Patriots	390	196	3006	50.3	7.71	15	3.8	25	6.4	75t	24/206	62.2
Opponents	425	235	3059	55.3	7.19	21	4.9	22	5.1	67t	35/296	73.1

1979 FINAL STATISTICS (9-7)

Head Coach: Ron Erhardt • Second in AFC East • Home Stadium: Schaefer Stadium

DATE	W/L SCORE	OPPONENT	ATTENDANCE
9/03	L 13-16	Pittsburgh OT	60,798
9/09	W 56-3	N.Y. Jets	53,113
9/16	W 20-14	at Cincinnati	41,805
9/23	W 27-21	San Diego	60,916
10/01	L 14-27	at Green Bay	52,842
10/07	W 24-17	Detroit	60,629
10/14	W 27-7	at Chicago	54,128
10/21	W 28-13	Miami	61,096
10/28	L 26-31	at Baltimore	41,029
11/04	W 26-6	at Buffalo	67,935
11/11	L 10-45	at Denver	74,379
11/18	W 50-21	Baltimore	60,879
11/25	L 13-16	Buffalo OT	60,991
11/29	L 24-39	at Miami	69,174
12/09	L 26-27	at N.Y. Jets	60,372
12/16	W 27-23	Minnesota	54,719

Team Statistics

	PATS	OPP
TOTAL FIRST DOWNS	318	283
By Rushing	132	118
By Passing	159	139
By Penalty	27	26
Third Down: Md/Att.	113/254	85/225
Third Down: Eff.	44.4	37.7

TOTAL NET YARDS	5470	4323
Avg. per Game	341.9	270.2
Total Offensive Plays	1127	1019
Avg. per Play	4.8	4.3

NET YARDS RUSHING	2252	1770
Total Rushing Plays	603	495
Avg. per Rush	3.7	3.6
Avg. per Game	140.8	110.6

NET YARDS PASSING	3218	2553
Avg. per Game	201.1	159.6
Sacked/Yards Lost	49/382	57/512
Gross Yards Passing	3600	3065
Att./Completions	475/237	467/246
Completion Pct.	49.9	52.7
Had Intercepted	23	20

PUNTS/AVERAGE	84/36.2	94/38.7
----------------------	----------------	----------------

PENALTIES/YARDS	99/864	103/917
------------------------	---------------	----------------

FUMBLES/BALLS LOST	28/15	35/22
---------------------------	--------------	--------------

TOUCHDOWNS	49	39
Rushing	16	22
Passing	30	13
Returns	3	4

Score by Periods	1	2	3	4	OT	Total
Patriots	85	137	60	129	0	411
Opponents	87	93	71	69	6	326

SCORING	TD	Ru	Pa	Rt	PAT	FG	S	TP
Smith	0	0	0	0	46/49	23/33	0	115
Morgan	13	0	12	1	0	0	0	78
Jackson	7	0	7	0	0	0	0	42
Calhoun	6	5	1	0	0	0	0	36
Francis	5	0	5	0	0	0	0	30
Cunningham	5	5	0	0	0	0	0	30
Ivory	3	1	2	0	0	0	0	18
Clark	2	2	0	0	0	0	0	12
Grogan	2	2	0	0	0	0	0	12
Hawkins	1	0	0	1	0	0	0	6
Sanford	1	0	0	1	0	0	0	6
Westbrook	1	0	1	0	0	0	0	6
Pennywell	1	0	1	0	0	0	0	6
Johnson	1	0	1	0	0	0	0	6
Jarvis	1	0	1	0	0	0	0	6
Patriots	49	16	30	3	46/49	23/33	1	411
Opponents	39	22	13	4	36/39	18/26	1	326

RUSHING	NO	YDS	AVG	LG	TD
Cunningham	159	563	3.5	27	5
Ivory	143	522	3.7	52	1
Calhoun	137	456	3.3	29	5
Grogan	62	368	5.8	26	2
Johnson	43	132	3.1	15	1
Clark	19	84	4.4	19	2
Tatupu	23	71	3.1	12	0
Morgan	7	39	5.6	17	0
Jackson	3	12	4.0	12	0
Westbrook	2	8	4.0	4	0
Owen	2	-1	-0.5	0	0
Cavanaugh	1	-2	-2.0	-2	0
Patriots	603	2252	3.7	52	16
Opponents	495	1770	3.6	39	22

RECEIVING	NO	YDS	AVG	LG	TD
Smith	45	1013	22.5	59	7
Morgan	44	1002	22.8	63t	12
Francis	39	557	14.3	44	5
Cunningham	29	236	8.1	20	0
Ivory	23	216	9.4	24	2
Calhoun	15	66	4.4	14	1
Hasselbeck	13	158	12.2	41	0
Westbrook	9	173	19.2	38	1
Johnson	9	68	7.6	11	0
Pennywell	4	35	8.8	13t	1
Clark	2	35	17.5	20	0
Javis	2	30	15.0	15t	1
Tatupu	2	9	4.5	5	0
Chandler	1	2	2.0	2	0
Patriots	237	3600	15.2	63t	30
Opponents	246	3065	12.5	82	13

INTERCEPTIONS	NO	YDS	AVG	LG	TD
Clayborn	5	56	11.2	27	0
Haynes	3	66	22.0	33	0
McCray	3	48	16.0	26	0
Fox	2	38	19.0	25	0
Hawkins	2	35	17.5	35t	1
Sanford	1	39	39.0	12	0
Beaudoin	1	30	30.0	30	0
Costick	1	22	22.0	22	0
Nelson	1	18	18.0	18	0
Shoate	1	0	0.0	0	0
Patriots	20	352	17.6	35t	1
Opponents	23	417	18.1	56	0

PUNTING	NO	YDS	AVG	LG	TB	IN20	BLK
Hare	83	3038	36.6	58	11	20	1
Patriots	84	3038	36.2	58	11	20	1
Opponents	94	3641	38.7	63	9	11	1

PUNT RETURNS	NO	FC	YDS	AVG	LG	TD
Morgan	29	21	289	10.0	80t	1
Haynes	5	1	16	3.2	5	0
Westbrook	2	0	5	2.5	5	0
Sanford	1	0	1	1.0	1	0
Patriots	37	22	311	8.4	80t	1
Opponents	28	17	317	11.3	75t	1

KICK RETURNS	NO	YDS	AVG	LG	TD
Clark	37	816	22.1	38	0
Sanford	10	179	17.9	23	0
Westbrook	11	151	13.7	30	0
Clayborn	2	33	16.5	20	0
Tatupu	3	15	5.0	12	0
Washington	1	18	18.0	18	0
Ivory	1	15	15.0	15	0
Morgan	1	12	12.0	12	0
Patriots	66	1239	18.8	38	0
Opponents	80	1621	20.3	45	0

Sacks: McGee 10.5, Bishops 8.5, Lunsford 8.0, Hamilton 7.0, Hawkins 7.0, Adams 6.0, Shoate 4.0, Costick 2.0, Nelson 2.0, Clayborn 1.0, Fox 1.0. Patriots 57.0, Opponents 49.0.

FIELD GOALS	1-19	20-29	30-39	40-49	50+
Smith	0/0	6/6	11/13	6/14	0/0
Patriots	0/0	6/6	11/13	6/14	0/0
Opponents	0/0	7/7	5/7	5/11	1/1

Smith: (31G,32G) (-) (37n,47b,39G,39G) (31G,31G) (42n) (44n,48n,29G) (21G, 29G) (48n) (42G,39G) (48n,49b,33G, 37G) (42G) (24G,29G,42G) (47G,40n, 32G) (28G) (47G,34n) (42G,30G).

Opponents: (43n,41G) (30G) (37n) (48n) (-) (26G) (-) (53G,40G) (37G,44n) (39G,40G,37n,49n,40n) (49G) (-) (29G, 26G,29G) (31G,33G,27G) (39G,25G) (24G,43G).

Starters: Offense: WR Stanley Morgan (16); LT Dwight Wheeler (10), Pete Brock (6); LG John Hannah (16); C Bill Lenkaitis (16); RG Sam Adams (13), Bob Cryder (2), P. Brock (1); RT Shelby Jordan (12), Garry Puetz (4); TE Russ Francis (13), Don Hasselbeck (3); WR Harold Jackson (16); QB Steve Grogan (16); RB Horace Ivory (9), Sam Cunningham (3), Andy Johnson (3), Don Calhoun (1); FB S. Cunningham (9), D. Calhoun (5), A. Johnson (2).

Defense: LE Mel Lunsford (15), Richard Bishop (1); NT Ray Hamilton (16); RE R. Bishop (13), Julius Adams (2), M. Lunsford (1); LOLB Mike Hawkins (14); LILB Steve Nelson (15), Bill Matthews (1); RILB Sam Hunt (15), John Zamberlin (1); ROLB Rod Shoate (14), Ray Costick, Steve King (1); LCB Raymond Clayborn (16); RCB Mike Haynes (15), Rick Sanford (1); SS Doug Beaudoin (8), Prentice McCray (5), R. Sanford (3); FS Tim Fox (16), 4th DL Tony McGee (2).

1979 Coaching Staff: Raymond Berry, Receivers, Hank Bullough, Defensive Line, Gino Cappelletti, Special Teams, Billy Kinard, Defensive Backfield, John Polonchek, QBs/Special Asst. to Head Coach, Jim Ringo, Offensive Line, Fritz Shurmur, Defensive Line, Tom Yewic, Offensive Backfield.

Pro Bowl (3): G John Hannah (3), CB Mike Haynes (4), WR Stanley Morgan (1).

PASSING	ATT	CMP	YARDS	CMP%	YDS/ATT	TD	TD%	INT	INT%	LG	SK/YDS	RATING
Grogan	423	206	3286	48.7	7.77	28	6.6	20	4.7	63t	45/341	77.4
Owen	47	27	248	57.4	5.28	2	4.3	3	6.4	32	4/41	59.5
Westbrook	2	2	52	100.0	26.0	0	0.0	0	0.0	28	0/0	118.8
Cavanaugh	1	1	10	100.0	10.0	0	0.0	0	0.0	10	0/0	108.3
Hare	1	1	4	100.0	4.0	0	0.0	0	0.0	4	0/0	83.3
Jackson	1	0	0	0.0	0.0	0	0.0	0	0.0	0/0	0/0	39.6
Patriots	475	237	3600	49.9	7.58	30	6.3	23	4.8	63t	49/382	76.1
Opponents	467	246	3065	52.7	6.56	13	2.8	20	4.3	82	57/512	64.8

1980 FINAL STATISTICS (10-6)

Head Coach: Ron Erhardt • Second in AFC East • Home Stadium: Schaefer Stadium

DATE	W/L	SCORE	OPPONENT	ATTENDANCE
9/07	W	34-17	Cleveland	49,222
9/14	L	21-37	Atlanta	48,321
9/21	W	37-31	Seattle	61,035
9/29	W	23-14	Denver	59,602
10/05	W	21-11	N.Y. Jets	53,603
10/12	W	34-0	Miami	60,377
10/19	W	37-21	Baltimore	53,924
10/26	L	13-31	Buffalo	75,092
11/02	W	34-21	N.Y. Jets	60,834
11/10	L	34-38	at Houston	51,524
11/16	L	14-17	L.A. Rams	60,609
11/23	W	47-21	Baltimore	60,994
11/30	L	17-21	San Francisco	45,254
12/08	L	13-16	at Miami OT	63,292
12/14	W	24-2	Buffalo	58,324
12/21	W	38-27	New Orleans	38,277

RUSHING	NO	YDS	AVG	LG	TD
Ferguson	211	818	3.9	44	2
Calhoun	200	787	3.9	22t	9
Grogan	30	112	3.7	19	1
Ivory	42	111	2.6	20t	2
Tatupu	33	97	2.9	11	3
Cavanaugh	19	97	5.1	22	0
Foreman	23	63	2.7	7	1
Clark	9	56	6.2	15	1
Jackson	5	37	7.4	16	0
Morgan	4	36	9.0	16	0
Johnson	11	26	2.4	11	0
Hubach	1	0	0.0	0	0
Patriots	588	2240	3.8	44	19
Opponents	481	1876	3.9	33	12

KICK RETURNS	NO	YDS	AVG	LG	TD
Ivory	36	992	27.6	98t	1
Brown	9	156	17.3	26	0
Currier	6	98	16.3	26	0
Westbrook	1	14	14.0	14	0
Clark	3	21	7.0	13	0
Pennypwell	1	0	0.0	0	0
Patriots	56	1281	22.9	98t	1
Opponents	90	1649	18.3	35	0

Sacks: Adams 9.0, Hamilton 8.0, McGee 7.5, Shoate 6.0, Bishop 5.5, Zamberlin 2.5, Hawkins 2.0, Haynes 1.0, McGrew 1.0, Sanford 1.0, McDougald 0.5. Patriots 44.0, Opponents 25.0.

Team Statistics

	PATS	OPP
TOTAL FIRST DOWNS	319	270
By Rushing	139	118
By Passing	154	141
By Penalty	26	11
Third Down: Mtd/Att.	98/210	79/214
Third Down: Eff.	46.7	36.9
TOTAL NET YARDS	5435	4762
Avg. per Game	339.7	297.6
Total Offensive Plays	1026	983
Avg. per Play	5.3	4.8

NET YARDS RUSHING	2240	1876
Total Rushing Plays	588	481
Avg. per Rush	3.8	3.9
Avg. per Game	140.0	117.3

NET YARDS PASSING	3195	2886
Avg. per Game	199.7	180.4
Sacked/Yards Lost	25/200	44/346
Gross Yards Passing	3395	3232
Att./Completions	413/240	458/266
Completion Pct.	58.1	58.1
Had Intercepted	27	24

PUNTS/AVERAGE	63/38.0	92/41.0
----------------------	----------------	----------------

PUNT RETURNS/AVG	28/8.5	60/8.6
-------------------------	---------------	---------------

NET PUNTING AVG.	33.6	33.3
-------------------------	-------------	-------------

PENALTIES/YARDS	79/696	92/833
------------------------	---------------	---------------

FUMBLES/BALLS LOST	19/9	31/10
---------------------------	-------------	--------------

TOUCHDOWNS	52	40
Rushing	19	12
Passing	27	28
Returns	6	0

Score by Periods	1	2	3	4	OT	Total
Patriots	77	132	110	122	0	441
Opponents	64	97	56	105	3	325

SCORING	TD	Ru	Pa	Rt	PAT	FG	S	TP
Smith	0	0	0	0	51/51	26/34	0	129
Calhoun	9	9	0	0	0	0	0	54
Francis	8	0	8	0	0	0	0	48
Morgan	6	0	6	0	0	0	0	36
Jackson	5	0	5	0	0	0	0	30
Hasselbeck	4	0	4	0	0	0	0	24
Ivory	3	2	0	1	0	0	0	18
Johnson	3	0	3	0	0	0	0	18
Tatupu	3	3	0	0	0	0	0	18
Clark	2	1	0	1	0	0	0	12
Ferguson	2	2	0	0	0	0	0	12
Foreman	1	1	0	0	0	0	0	6
Grogan	1	1	0	0	0	0	0	6
Pennypwell	1	0	1	0	0	0	0	6
Haynes	1	0	0	1	0	0	0	6
James	1	0	0	1	0	0	0	6
Shoate	1	0	0	1	0	0	0	6
Sanford	1	0	0	1	0	0	0	6
Team	0	0	0	0	0/1	0/0	0	0
Patriots	52	19	27	6	51/52	26/34	0	441
Opponents	40	12	28	0	39/40	14/20	2	325

RECEIVING	NO	YDS	AVG	LG	TD
Morgan	45	991	22.0	71	6
Francis	41	664	16.2	39	8
Jackson	35	737	21.1	40	5
Calhoun	27	129	4.8	12	0
Johnson	24	259	10.8	22	3
Ferguson	22	173	7.9	18	0
Foreman	14	99	7.1	18	0
Ivory	12	95	7.9	19	0
Hasselbeck	8	130	16.3	35t	4
Westbrook	4	60	15.0	21	1
Pennypwell	4	31	7.8	16	0
Tatupu	4	27	6.8	11	0
Patriots	240	3395	14.1	71	27
Opponents	266	3232	12.2	79t	28

INTERCEPTIONS	NO	YDS	AVG	LG	TD
Clayborn	5	87	17.4	29	0
Fox	4	41	10.2	23	0
James	4	32	8.0	19	0
Shoate	3	50	16.7	42t	1
Nelson	3	37	12.3	33	0
Hawkins	2	5	2.5	5	0
Haynes	1	31	31.0	31	0
Mathews	1	5	5.0	5	0
Sanford	1	0	0.0	0	0
Patriots	24	288	12.0	42t	1
Opponents	27	369	13.7	80	0

PUNTING	NO	YDS	AVG	TB	IN20	LG	BLK
Hubach	63	2392	38.0	2	12	69	0
Patriots	63	2392	38.0	2	12	69	0
Opponents	92	3775	41.0	10	14	66	0

PUNT RETURNS	NO	FC	YDS	AVG	LG	TD
James	33	3	331	10.0	75t	1
Haynes	17	2	140	8.2	35	0
Brown	10	1	42	4.2	14	0
Patriots	60	6	513	8.6	75t	1
Opponents	28	13	237	8.5	25	0

FIELD GOALS	1-19	20-29	30-39	40-49	50+
Smith	2-2	11-11	10-14	3-7	0-0
Patriots	2-2	11-11	10-14	3-7	0-0
Opponents	0-0	8-8	4-8	2-3	0-1

Smith: (37G,35G) (-) 19G,30G,44w,29G) (26G,19G,36G) (-) 30G,34w,36G) (27G,29G,37G) (41G,32G) (21G, 27G, 44w) (26G,44G,32b) (47s) (22G, 35G) (37w, 42G) (23G,33G,35b) (40w,27G) (22G).

Opponents: (25G) (26G,27G,39G) (33G) (73s) (49b,39w,40G) (-) (35w) (23G,39w) (-) (45G) (29G) (39w) (-) (27G, 24G,23G) (-) (30G,38G).

Starters: Offense: WR Stanley Morgan (16); LT Dwight Wheeler (15), Garry Puetz (1); LG John Hannah (16); C Bill Lenkaitis (16); RG Sam Adams (15), Bob Cryder (1); RT Shelby Jordan (16); TE Russ Francis (15), Don Hasselbeck (1); WR Harold Jackson (16); QB Steve Grogan (12), Matt Cavanaugh (4); RB Vagas Ferguson (16); FB Don Calhoun (16).

Defense: LE Mel Lunsford (12), Richard Bishop (4); NT Ray Hamilton (15), R. Bishop (1); RE Julius Adams (16); LOLB Mike Hawkins (16), LILB Steve Nelson (16); RILB John Zamberlin (13), Bob Golic (3); ROLB Rod Shoate (16); LCB Raymond Clayborn (15), Mike Haynes (1); RCB M. Haynes (11), Rick Sanford (4), R. Clayborn (1); SS Roland James (10), R. Sanford (6); FS Tim Fox (16).

1980 Coaching Staff: Raymond Berry, Receivers, Gino Cappelletti, Special Teams, Billy Kinard, Defensive Backfield, Bill Parcells, Linebackers, John Polonchek, QBs/Special Asst. to Head Coach, Jim Ringo, Offensive Line, Fritz Shurmur, Defensive Coordinator/Line, Tom Yewcic, Offensive Backfield.

Pro Bowl (7): DE Julius Adams (1), FS Tim Fox (1), G John Hannah (5), CB Mike Haynes (5), WR Stanley Morgan (2), LB Steve Nelson (1), K John Smith (1).

PASSING	ATT	CMP	YARDS	CMP%	YDS/ATT	TD	TD%	INT	INT%	LG	SK/YDS	RATING
Grogan	306	175	2475	57.2	8.09	18	5.9	22	7.2	71	17/138	73.1
Cavanaugh	105	63	885	60.0	8.43	9	8.6	5	4.8	40	8/62	95.9
Jackson	2	2	35	100.0	17.5	0	0.0	0	0.0	23	0/0	118.8
Patriots	413	240	3395	58.1	8.22	27	6.5	27	6.5	71	25/200	79.3
Opponents	458	266	3232	58.1	7.06	28	6.1	24	5.2	79t	44/346	78.4

1981 FINAL STATISTICS (2-14)

Head Coach: Ron Erhardt • Fifth in AFC East • Home Stadium: Schaefer Stadium

DATE	W/L	SCORE	OPPONENT	ATTENDANCE
9/06	L	28-29	Baltimore	49,572
9/13	L	3-13	at Philadelphia	71,089
9/21	L	21-35	Dallas	60,311
9/27	L	21-27	at Pittsburgh OT	53,344
10/04	W	33-17	Kansas City	55,931
10/11	L	24-28	at N.Y. Jets	55,093
10/18	W	38-10	Houston	60,474
10/25	L	22-24	at Washington	50,394
11/01	W	17-27	at Oakland	44,246
11/08	L	27-30	Miami OT	60,436
11/15	L	6-17	N.Y. Jets	45,342
11/22	L	17-20	at Buffalo	71,593
11/29	L	20-27	St. Louis	39,946
12/06	L	14-24	at Miami	50,421
12/13	L	10-19	Buffalo	42,549
12/20	L	21-23	at Baltimore	17,073

Team Statistics

	PATS	OPP
TOTAL FIRST DOWNS	306	328
By Rushing	124	160
By Passing	166	148
By Penalty	16	20
Third Down: Md/Att.	77/208	100/230
Third Down: Eff.	37.0	43.5
TOTAL NET YARDS	5623	5827
Avg. per Game	351.4	364.2
Total Offensive Plays	1026	1103
Avg. per Play	5.5	5.3
NET YARDS RUSHING	2040	2950
Total Rushing Plays	499	644
Avg. per Rush	4.1	4.5
Avg. per Game	127.5	184.4
NET YARDS PASSING	3583	2877
Avg. per Game	223.9	179.8
Sacked/Yards Lost	45/321	20/175
Gross Yards Passing	3904	3052
Att./Completions	482/254	439/243
Completion Pct.	52.7	55.3
Had Intercepted	34	16
PUNTS/AVERAGE	75/39.3	74/38.8
NET PUNTING AVG.	31.8	34.5
PENALTIES/YARDS	88/725	86/763
FUMBLES/BALLS LOST	32/16	34/17
TOUCHDOWNS	40	42
Rushing	23	20
Passing	17	18
Returns	0	4
Score by Periods	1 2 3 4 OT Total	
Patriots	68 92 67 95 0	322
Opponents	78 117 90 76 9	370

SCORING	TD	Ru	Pa	Rt	PAT	FG	S	TP
Smith	0	0	0	0	37/39	15/24	0	82
Collins	7	7	0	0	0	0	0	42
Morgan	6	0	0	0	0	0	0	36
Hasselbeck	6	0	0	0	0	0	0	36
Cunningham	4	4	0	0	0	0	0	24
Cavanaugh	3	3	0	0	0	0	0	18
Ferguson	3	3	0	0	0	0	0	18
Tatupu	3	2	1	0	0	0	0	18
Calhoun	2	2	0	0	0	0	0	12
Grogan	2	2	0	0	0	0	0	12
Westbrook	2	0	2	0	0	0	0	12
Pennywell	1	0	1	0	0	0	0	6
Johnson	1	0	1	0	0	0	0	6
Team	0	0	0	0	0/1	0/0	0	0
Patriots	40	23	17	0	37/40	15/24	0	322
Opponents	42	20	18	4	39/41	25/39	2	370

RUSHING	NO	YDS	AVG	LG	TD
Collins	204	873	4.3	29	7
Ferguson	78	340	4.4	19t	3
Cunningham	86	269	3.1	12	4
Calhoun	57	205	3.6	33	2
Tatupu	38	201	5.3	43	2
Cavanaugh	17	92	5.4	11	3
Grogan	12	49	4.1	24t	2
Morgan	2	21	10.5	11	0
Pennywell	1	3	3.0	3	0
Hamilton	2	1	0.5	5	0
Jackson	2	-14	-7.0	-5	0
Patriots	499	2040	4.1	43	23
Opponents	644	2950	4.6	75t	20

RECEIVING	NO	YDS	AVG	LG	TD
Hasselbeck	46	808	17.6	51	6
Morgan	44	1029	23.4	76t	6
Jackson	39	669	17.2	45	0
Johnson	39	429	11.0	36	1
Collins	26	232	9.0	22	0
Tatupu	12	132	11.0	41	1
Cunningham	12	92	7.7	12	0
Dawson	7	126	18.0	42	0
Westbrook	7	122	17.4	32	2
Calhoun	7	71	10.1	20	0
Toler	5	70	14.0	23	0
Ferguson	4	39	9.8	20	0
Pennywell	3	49	16.3	22t	1
Grogan	2	27	13.5	16	0
Cavanaugh	1	9	9.0	9	0
Patriots	254	3904	15.4	76t	17
Opponents	243	3052	12.6	55	18

INTERCEPTIONS	NO	YDS	AVG	LG	TD
Sanford	3	28	9.3	21	0
Fox	3	20	6.7	20	0
Clayborn	2	39	19.5	39	0
James	2	29	14.5	21	0
Buben	1	49	49.0	49	0
Hawkins	1	16	16.0	16	0
Zamberlin	1	11	11.0	11	0
Haynes	1	3	3.0	3	0
Shoate	1	0	0.0	0	0
K. Lee	1	0	0.0	0	0
Patriots	16	195	12.2	49	0
Opponents	34	570	16.8	67	1

PUNTING	NO	YDS	AVG	TB	IN20	LG	BLK
Camarillo	47	1959	41.7	9	12	75	0
Hubach	19	726	38.2	2	2	56	0
Hartley	9	266	30.0	2	0	41	0
Patriots	75	2951	39.3	13	14	75	0
Opponents	74	2872	38.8	6	22	65	0

PUNT RETURNS	NO	FC	YDS	AVG	LG	TD
Morgan	15	4	116	7.7	26	0
James	7	2	56	8.0	18	0
Haynes	6	1	12	2.0	6	0
Collins	3	0	15	5.0	15	0
Patriots	31	7	199	6.4	26	0
Opponents	35	8	305	8.7	75t	1

KICK RETURNS	NO	YDS	AVG	LG	TD
Collins	39	773	19.8	30	0
Toler	9	148	16.4	32	0
Sanford	4	82	20.5	27	0
Johnson	3	53	17.7	19	0
Dombroski	2	45	22.5	24	0
Calhoun	2	38	19.0	22	0
K. Lee	2	20	10.0	16	0
Ivory	1	19	19.0	19	0
Hasselbeck	1	7	7.0	7	0
Matthews	1	5	5.0	5	0
Hamilton	1	0	0.0	0	0
Patriots	65	1190	18.3	32	0
Opponents	68	1326	19.5	53	0

Sacks: McGee 5.5, Bishop 4.5, Lee 3.0, Adams 3.0, Shoate 2.0, Hawkins 1.0, Hamilton 1.0. Patriots 20.0, Opponents 45.0.

FIELD GOALS	1-19	20-29	30-39	40-49	50+
Smith	0-0	7-7	2-6	5-7	1-4
Patriots	0-0	7-7	2-6	5-7	1-4
Opponents	1-1	11-12	6-10	6-14	1-2

Smith: (50w,39w) (22G) (43s) (-) (50G, 43G) (22G) (32w,21G) (25G,22G,46G, 53s) (38G) (27G,34G) (42G,29G) (43G, 35b) (39w) (49n, 50n) (42G) (-).

Opponents: (48G,19G,35G) (46G,22G, 44w) (26G,40w,26G,27G,25G) (39w,48w) (40w,35G) (50w,43w) (42G) (40b,34G) (51G, 27w,26G) (24G,26G,30G) (47G, 39w) (28G, 42w,23G,38w) (44G,45G) (32G,37n) (29G) (30G,46s).

Starters: Offense: WR Stanley Morgan (13), Carlos Pennywell (2), Don Westbrook (13); LT Dwight Wheeler (11), Brian Holloway (5); LG John Hannah (16); C Pete Brock (16); RG Bob Cryder (15), Gary Puetz (1); RT Shelby Jordan (16); TE Don Hasselbeck (14), Lin Dawson (2); WR Harold Jackson (15); QB Matt Cavanaugh (8), Steve Grogan (7), Tom Owen (1); RB Tony Collins (11), Vagas Ferguson (5); FB Sam Cunningham (8), Don Calhoun (7), Mosi Tatupu (1); 3rd TE L. Dawson (1).

Defense: LE Tony McGee (9), Mark Buben (4), John Lee (3); NT Richard Bishop (16); RE Julius Adams (16); LOLB Mike Hawkins (15), Steve King (1); LILB Steve Nelson (12), Bob Golic (4); RILB Bill Matthews (9), B. Golic (5), J. Lee (1), John Zamberlin (1); ROLB Rod Shoate (16); LCB Raymond Clayborn (16); RCB Mike Haynes (6), Keith Lee (6), Roland James (3), Rick Sanford (1); SS R. Sanford (13), R. James (3); FS Tim Fox (16).

1981 Coaching Staff: Raymond Berry, Receivers, Gino Cappelletti, Special Teams, Bobby Grier, Offensive Backfield, Rick Lantz, Linebackers, Babe Parilli, Quarterbacks, Jim Ringo, Offensive Line, Dick Roach, Defensive Backs, Fritz Shurmur, Defensive Coordinator/Line.

Pro Bowl (1): G John Hannah (5).

PASSING	ATT	CMP	YARDS	CMP%	YDS/ATT	TD	TD%	INT	INT%	LG	SK/YDS	RATING
Cavanaugh	219	115	1633	52.5	7.46	5	2.3	13	5.9	65	24/165	59.8
Grogan	216	117	1859	54.2	8.61	7	3.2	16	7.4	76t	19/137	63.0
Owen	36	15	218	41.7	6.05	1	2.8	4	11.1	28	2/19	31.7
Johnson	9	7	194	77.7	21.5	4	44.0	1	11.1	66t	0/0	118.8
Jackson	1	0	0	0.0	0.00	0	0.0	0	0.0	0	0/0	39.6
Collins	1	0	0	0.0	0.00	0	0.0	0	0.0	0	0/0	39.6
Patriots	482	254	3904	52.7	8.10	17	3.5	34	7.0	76t	45/321	62.1
Opponents	439	243	3052	55.3	6.95	18	4.1	16	3.6	55	20/175	75.7

1982 FINAL STATISTICS (5-4)

Head Coach: Ron Meyer • Third in AFC East (Playoff Qualifier) • Home Stadium: Schaefer Stadium

DATE	W/L	SCORE	OPPONENT	ATTENDANCE
9/12	W	24-13	at Baltimore	39,055
9/19	L	7-31	N.Y. Jets	53,515
11/21	L	7-10	at Cleveland	47,281
11/28	W	29-21	Houston	33,602
12/05	L	13-26	at Chicago	36,973
12/12	W	3-0	Miami	25,716
12/19	W	16-0	at Seattle	53,457
12/26	L	14-37	at Pittsburgh	50,515
1/02	W	30-19	Buffalo	36,218
AFC PLAYOFFS				
1/08	L	13-28	at Miami	68,842

Team Statistics

	PATS	OPP
TOTAL FIRST DOWNS	146	185
By Rushing	74	87
By Passing	63	88
By Penalty	9	10
Third Down: Md/Att.	37/109	47/122
Third Down: Eff.	33.9	38.5
Fourth Down: Md/Att.	4/7	5/8
Fourth Down: Eff.	57.1	62.5
TOTAL NET YARDS	2633	2808
Avg. per Game	292.6	312.0
Total Offensive Plays	526	602
Avg. per Play	5.0	4.6
NET YARDS RUSHING	1347	1289
Total Rushing Plays	324	315
Avg. per Rush	4.2	4.1
Avg. per Game	149.7	143.2
NET YARDS PASSING	1286	1519
Avg. per Game	142.9	168.8
Sacked/Yards Lost	15/134	20/172
Gross Yards Passing	1420	1691
Att./Completions	187/93	267/142
Completion Pct.	49.7	53.2
Had Intercepted	9	12
PUNTS/AVERAGE	49/43.7	43/39.7
NET PUNTING AVG.	37.7	33.7
PENALTIES/YARDS	53/412	39/290
FUMBLES/BALLS LOST	16/8	19/11
TOUCHDOWNS	17	18
Rushing	3	9
Passing	12	9
Returns	2	0

Score by Periods	1	2	3	4	OT	Total
Patriots	23	33	37	50	0	143
Opponents	34	49	13	61	0	157

SCORING	TD	Ru	Pa	Rt	PAT	FG	S	P
Smith	0	0	0	0	6/7	5/8	0	21
Collins	3	1	2	0	0	0	0	18
Morgan	3	0	3	0	0	0	0	18
Toler	2	0	2	0	0	0	0	12
Miller	0	0	0	0	4/4	2/3	0	10
Robinson	0	0	0	0	5/5	1/2	0	8
Bradshaw	1	0	1	0	0	0	0	6
Brown	1	0	1	0	0	0	0	6
Dawson	1	0	1	0	0	0	0	6
Grogan	1	1	0	0	0	0	0	6
Hasselbeck	1	0	1	0	0	0	0	6
Sanford	1	0	0	1	0	0	0	6
R. Smith	1	0	0	1	0	0	0	6
van Egghen	1	0	1	0	0	0	0	6
Weathers	1	1	0	0	0	0	0	6
Crump	0	0	0	0	0	1	2	0
Team	0	0	0	0	0/1	0/0	0	0
Patriots	17	3	12	2	15/17	8/13	1	143
Opponents	18	9	9	0	17/18	10/15	1	157

RUSHING	NO	YDS	AVG	LG	TD
Collins	164	632	3.9	54	1
van Egghen	82	386	4.7	17	0
Tatupu	30	168	5.6	26	0
Weathers	24	83	3.5	18	1
Grogan	9	42	4.7	19	1
Cunningham	9	21	2.3	4	0
Ferguson	1	5	5.0	5	0
Toler	1	4	4.0	4	0
Cavanaugh	2	3	1.5	3	0
Morgan	2	3	1.5	3	0
Patriots	324	1347	4.2	54	3
Opponents	315	1289	4.1	48	9

RECEIVING	NO	YDS	AVG	LG	TD
Morgan	28	584	20.9	75t	3
Collins	19	187	9.8	33	2
Hasselbeck	15	158	10.5	41	1
Dawson	13	160	12.3	26	1
Bradshaw	6	111	18.5	48	1
Brown	4	114	28.5	41	1
Weathers	3	24	8.0	22	0
Toler	2	63	31.5	33t	2
van Egghen	2	14	7.0	9	0
Jones	1	5	5.0	5	1
Patriots	93	1420	15.3	75t	12
Opponents	142	1691	11.9	46t	9

INTERCEPTIONS	NO	YDS	AVG	LG	TD
Haynes	4	26	6.5	26	0
James	3	12	4.0	12	0
Sanford	2	105	52.5	99t	1
Blackmon	2	7	3.5	7	0
Clayborn	1	26	26.0	26	0
Patriots	12	176	14.7	99t	1
Opponents	9	100	11.1	44	0

PUNTING	NO	YDS	AVG	TB	IN20	LG	BLK
Camarillo	49	2140	43.7	5	10	76	0
Patriots	49	2140	43.7	5	10	76	0
Opponents	43	1709	39.7	6	12	81	0

PUNT RETURNS	NO	FC	YDS	AVG	LG	TD
Smith, R.	16	8	139	8.7	19	0
Patriots	16	8	139	8.7	19	0
Opponents	26	9	191	7.3	21	0

KICK RETURNS	NO	YDS	AVG	LG	TD
Smith, R.	24	567	23.6	98t	1
Taylor	2	46	23.0	27	0
Dombroski	1	19	19.0	19	0
Lee	1	14	14.0	14	0
Patriots	28	646	23.1	98t	1
Opponents	32	614	19.2	46	0

Sacks: Blackmon 4.5, Sims 3.0, Adams 2.0, James 2.0, Weishuhn 2.0, Williams, L. 2.0, McGrew 1.5, Crump 1.0, Henson 1.0, Zamberlin 1.0. Patriots 20.0, Opponents 15.0.

FIELD GOALS	1-19	20-29	30-39	40-49	50+
Smith	0-1	2-2	2-2	1-3	0-0
Miller	0-0	2-2	0-1	0-0	0-0
Robinson	1-1	0-1	0-0	0-0	0-0
Patriots	0-1	5-5	2-4	1-3	0-0
Opponents	0-0	4-4	2-3	4-5	0-3

Robinson: (24G) (-) (33n). **Miller:** (23G,25G) (36b). **Smith:** (18n,33G) (21G,41b,37G, 48w,23G) (-) (42G).

Opponents: (49G,37wr,30G) (30G) (24G) (52s) (53w,43G) (45b) (52B) (21G, 25G,44G) (46G,25G).

Starters: Offense: WR Stanley Morgan (9); LT Brian Holloway (9); LG John Hannah (8), Bob Cryder (1); C Pete Brock (9); RG Ron Wooten (7), B. Cryder (2); RT Shelby Jordan (9); TE Don Hasselback (5), Lin Dawson (4); WR Morris Bradshaw (5), Preston Brown (4); QB Steve Grogan (6), Matt Cavanaugh (3); RB Tony Collins (9); FB Mark van Egghen (5), Sam Cunningham (2), Robert Weathers (2).

Defense: LE Kenneth Sims (9); NT Lester Williams (9); Julius Adams (9); LOLB Lawrence McGrew (8), Andre Tippet (1); LILB Steve Nelson (9); RILB Clayton Weishuhn (9); Don Blackmon (9); LCB Mike Haynes (9) RCB Raymond Clayborn (9); SS Roland James (7), Keith Lee (2); FS Rick Sanford (9).

1982 Coaching Staff: Tommy Brasher, Linebackers, Clev Bryant, Offensive Backfield, LeBaron Caruthers, Strength/ Conditioning, Steve Endicott, Receivers, Les Erber, QB's/ Offensive Coordinator, Jim Mora, Defensive Coordinator, Bill Muir, Offensive Line, Dante Scarnecchia, Special Teams/TE's, Steve Sidwell, Linebackers, Steve Walters, Defensive Backs.

Pro Bowl (2): G John Hannah (6), CB Mike Haynes (6).

PASSING	ATT	CMP	YARDS	CMP%	YDS/ATT	TD	TD%	INT	INT%	LG	SK/YDS	RATING
Grogan	122	66	930	54.1	7.62	7	5.7	4	3.3	62t	8/48	84.4
Cavanaugh	60	27	490	45.0	8.17	5	8.3	5	8.3	75t	7/86	66.7
Flick	5	0	0	0.0	0.00	0	0.0	0	0.0	-	0/0	39.6
Patriots	187	93	1420	49.7	7.59	12	6.4	9	4.8	75t	15/134	76.5
Opponents	267	142	1691	53.2	6.33	9	3.4	12	4.5	46t	20/172	65.3

1983 FINAL STATISTICS (8-8)

Head Coach: Ron Meyer • Tied for Second in AFC East • Home Stadium: Sullivan Stadium

DATE	W/L SCORE	OPPONENT	ATTENDANCE
9/04	L 23-29	Baltimore (OT)	45,526
9/11	L 24-34	at Miami	59,343
9/18	W 23-13	N.Y. Jets	43,182
9/25	W 28-23	at Pittsburgh	58,282
10/02	L 13-33	San Francisco	54,293
10/09	L 7-12	at Baltimore	35,618
10/16	W 37-21	San Diego	59,016
10/23	W 31-0	at Buffalo	60,424
10/30	L 14-24	at Atlanta	47,546
11/06	W 21-7	Buffalo	42,604
11/13	W 17-6	Miami	60,771
11/20	L 0-30	Cleveland	40,987
11/27	L 3-26	N.Y. Jets	48,620
12/04	W 7-0	New Orleans	24,579
12/11	W 21-7	at L.A. Rams	46,503
12/18	L 6-24	at Seattle	59,688

Team Statistics

	PATS	OPP
--	------	-----

TOTAL FIRST DOWNS

By Rushing	130	129
By Passing	138	172
By Penalty	16	25
Third Down: Md/Att.	82/205	101/234
Third Down: Eff.	40.0	43.1
Fourth Down: Md/Att.	4/12	8/19
Fourth Down: Eff.	33.3	42.1

TOTAL NET YARDS

Avg. per Game	331.9	348.5
Total Offensive Plays	995	1102
Avg. per Play	5.3	5.1

NET YARDS RUSHING

Total Rushing Plays	2605	2281
Avg. per Rush	5.38	5.49
Avg. per Game	162.8	142.6

NET YARDS PASSING

Avg. per Game	2706	3295
Sacked/Yards Lost	169.1	205.9
Gross Yards Pass	45/334	39/270
Att./Completion	3040	3565
Completion Pct.	412/220	514/277
Had Intercepted	53.4	53.9
	18	17

PUNTS/AVERAGE

	81/44.6	78/42.0
--	---------	---------

NET PUNTING AVG.

	37.1	34.8
--	------	------

PENALTIES/YARDS

	90/815	84/674
--	--------	--------

FUMBLES/BALLS LOST

	47/20	30/19
--	-------	-------

TOUCHDOWNS

Rushing	36	31
Passing	19	9
Returns	16	19
	1	3

Score by Periods

	1	2	3	4	OT	Total
Patriots	53	71	40	110	0	274
Opponents	47	110	67	59	6	289

SCORING

	TD	Ru	Pa	Rt	PAT	FG	S	TP
Collins	10	10	0	0	0	0	60	0
Ramsey	6	0	6	0	0	0	36	0
Steinfort	0	0	0	0	16/17	6/15	0	34
Tatupu	5	4	1	0	0	0	30	0
Smith	0	0	0	0	12/15	3/6	0	21
C. Weathers	3	0	3	0	0	0	18	0
Grogan	2	2	0	0	0	0	12	0
Morgan	2	2	0	0	0	0	12	0
Starring	2	2	0	0	0	0	12	0
van Eeghen	2	2	0	0	0	0	12	0
Dawson	1	0	1	0	0	0	6	0
Jones	1	0	1	0	0	0	6	0
R. Weathers	1	0	0	0	0	0	6	0
Weishuhn	1	0	0	1	0	0	6	0
Zendejas	0	0	0	0	3/4	0/1	0	3
Patriots	36	19	16	1	31/36	9/22	0	274
Opponents	31	9	19	3	29/30	24/31	1	289

RUSHING	NO	YDS	AVG	LG	TD
Collins	219	1049	4.8	50t	10
Tatupu	106	578	5.5	55	4
R. Weathers	73	418	5.7	77	1
van Eeghen	95	358	3.8	11	2
Grogan	23	108	4.7	17	2
Eason	19	39	2.1	12	0
C. Weathers	1	28	28.0	28	0
Kerrigan	1	14	14.0	14	0
Morgan	1	13	13.0	13	0
Patriots	538	2605	4.8	77	19
Opponents	549	2281	4.2	29	9

RECEIVING	NO	YDS	AVG	LG	TD
Morgan	58	863	14.9	50t	2
Collins	27	257	9.5	20	0
Ramsey	24	335	14.0	39	6
R. Weathers	23	212	9.2	19	0
Jones	20	323	16.2	30	1
C. Weathers	19	379	19.9	58t	3
Starring	17	389	22.9	76t	2
van Eeghen	10	102	10.2	23	0
Tatupu	10	97	9.7	17	1
Dawson	9	84	9.3	14	1
Hasselbeck	1	7	7.0	7	0
B. Williams	1	0	0.0	0	0
Grogan	1	-8	-8.0	-8	0
Patriots	220	3040	13.8	76t	16
Opponents	277	3565	12.9	68t	19

INTERCEPTIONS	NO	YDS	AVG	LG	TD
Sanford	7	24	3.4	16	0
James	5	99	19.8	46	0
Marion	2	4	2.0	4	0
Blackmon	1	39	39.0	39	0
Nelson	1	6	6.0	6	0
McGrew	1	3	3.0	3	0
Weishuhn	0	27	-	27t	1
Patriots	17	202	11.9	46	1
Opponents	18	361	20.1	65t	1

PUNTING	NO	YDS	AVG	TB	IN20	LG	BLK
Camarillo	81	3615	44.6	11	25	70	0
Patriots	81	3615	44.6	11	25	70	0
Opponents	78	3273	42.0	8	21	62	0

PUNT RETURNS	NO	FC	YDS	AVG	LG	TD
R. Smith	38	12	398	10.5	55	0
C. Weathers	4	0	1	0.3	3	0
Sanford	1	2	0	0.0	0	0
Lee	1	0	0	0.0	0	0
Patriots	44	14	399	9.1	55	0
Opponents	48	6	392	8.2	22	0

KICK RETURNS	NO	YDS	AVG	LG	TD
R. Smith	42	916	21.8	53	0
R. Weathers	3	68	22.7	29	0
C. Weathers	3	58	19.3	33	0
Jones	4	63	15.8	23	0
Lee	4	40	10.0	19	0
Golden	1	10	10.0	10	0
Patriots	57	1155	20.3	53	0
Opponents	56	1082	19.3	60	0

FIELD GOALS	1-19	20-29	30-39	40-49	50+
Steinfort	0-0	3-4	3-5	0-6	0-0
Smith	0-0	1-1	1-4	1-1	0-0
Zendejas	0-0	0-0	0-0	0-1	0-0
Patriots	0-0	4-5	4-9	1-8	0-0
Opponents	2-2	12-13	6-8	1-2	3-6

Smith: (36wr,33wl,39G) (22G) (43G) (-) (37wr).
Steinfort: (41wl) (35G,20G,32G) (47wl,48wr,22G) (-) (46b) (44wr,20G) (-) (39wl,33G) (37s,48wl,24wl). **Zendejas:** (41wl) (-)

Opponents: (25G,52G,33G) (28G,23G) (-) (20G,34G,28G) (45G,35G,36G,24G) (52G) (-) (54wl,47wl) (23G) (24wl) (52G,29G,53wl) (22G,20G,20G) (18G, 34G,35G,19G) (35wl) (41wl) (29G,34wr).

Sacks: Tippett 8.5, Adams 8.0, Owens 4.0, Blackmon 3.5, Browning 2.0, James 2.0, McGrew 2.0, Rembert 2.0, Weishuhn 2.0, Williams, T. 2.0, Nelson 1.0, Williams, L. 1.0, Harris 0.5, Rogers 0.5. Patriots 39.0, Opponent 45.0.

Starters: Offense: WR Stanley Morgan (16); LT Brian Holloway (16); LG John Hannah (16); C Pete Brock (13), Dwight Wheeler (3); RG Ron Wooten (16); RT Bob Cryder (14), Darryl Haley (2); TE Lin Dawson (10), Derrick Ramsey (6); WR Cedric Jones (12), Stephen Starring (3); QB Steve Grogan (12), Tony Eason (4); RB Tony Collins (16); FB Mark van Eeghen (10), Robert Weathers (5); Mosi Tatupu (1); 2nd TE Derrick Ramsey (1).

Defense: LE Toby Williams (10), Kenneth Sims (2), Marshall Harris (2), Ron Spears (1), Lester Williams (1); NT Dennis Owens (14), Luther Henson (2); RE Julius Adams (16); LOLB Andre Tippett (12), Larry McGrew (4); LILB Johnny Rembert (8), Steve Nelson (7), Tim Golden (1); RILB Clayton Weishuhn (16); ROLB Don Blackmon (14), L. McGrew (1), A. Tippett (1); LCB Ronnie Lippett (16); RCB Raymond Clayborn (16); SS Roland James (16); FS Rick Sanford (16).

1983 Coaching Staff: Tommy Brasher, Linebackers, Cleve Bryant, Offensive Backfield, LeBaron Caruthers, Strength/ Conditioning, Steve Endicott, Receivers, Lew Erber, QB's/ Offensive Coordinator, Bill Muir, Offensive Line, Rod Rust, Defensive Coordinator, Dante Scarnechia, Special Teams/TE's, Steve Sidwell, Linebackers, Steve Walters, Defensive Backs.

Pro Bowl (5): P Rich Camarillo (1), CB Raymond Clayborn (1), RB Tony Collins (1), G John Hannah (7), T Brian Holloway (1).

PASSING	ATT	CMP	YARDS	CMP%	YDS/ATT	TD	TD%	INT	INT%	LG	SK/YDS	RATING
Grogan	303	168	2411	55.4	7.95	15	4.9	12	3.9	76t	29/195	81.4
Eason	95	46	557	48.4	5.86	1	1.0	5	5.2	35	16/139	48.4
Kerrigan	14	6	72	42.9	5.14	0	0.0	1	7.1	19	0/0	29.5
Patriots	412	220	3040	53.4	7.37	16	4.3	18	4.3	76t	45/334	72.1
Opponents	514	277	3565	53.9	6.93	19	3.6	17	3.3	68t	39/270	74.4

1984 FINAL STATISTICS (9-7)

Head Coach: Ron Meyer (5-3), Raymond Berry (4-4) • Second in AFC East • Home Stadium: Sullivan Stadium

DATE	W/L	SCORE	OPPONENT	ATTENDANCE
9/02	W	21-17	at Buffalo	48,528
9/09	L	7-28	at Miami	66,083
9/16	W	38-23	Seattle	43,140
9/23	L	10-26	Washington	60,503
9/30	W	28-21	at N.Y. Jets	68,978
10/07	W	17-16	at Cleveland	53,036
10/14	W	20-14	Cincinnati	48,154
10/21	L	24-44	Miami	60,711
10/28	W	30-20	N.Y. Jets	60,513
11/04	L	19-26	at Denver	74,908
11/11	W	38-10	Buffalo	43,313
11/18	W	50-17	at Indianapolis	60,009
11/22	L	17-20	at Dallas	55,341
12/02	L	10-33	St. Louis	53,558
12/09	L	17-27	at Philadelphia	41,581
12/16	W	16-10	Indianapolis	22,383

Team Statistics

	PATS	OPP
TOTAL FIRST DOWNS	315	311
By Rushing	104	109
By Passing	186	182
By Penalty	25	20
Third Down: Md/Att.	83/214	90/255
Third Down: Eff.	39.0	40.0
Fourth Down: Md/Att.	4/5	9/18
Fourth Down: Eff.	80.0	50.0
TOTAL NET YARDS	5263	5100
Avg. per Game	328.9	318.7
Total Offensive Plays	1048	1066
Avg. per Play	5.0	4.8
NET YARDS RUSHING	2032	1886
Total Rushing Plays	482	498
Avg. per Rush	4.2	3.8
Avg. per Game	127.0	117.8
NET YARDS PASSING	3231	3214
Avg. per Game	201.9	200.4
Sacked/Yards Lost	66/454	55/452
Gross Yards Passing	3685	3666
Att./Completions	500/292	513/283
Completion Pct.	58.4	55.2
Had Intercepted	14	17
PUNTS/AVERAGE	92/42.4	83/40.3
NET PUNTING AVG.	35.0	33.4
PENALTIES/YARDS	86/674	87/773
FUMBLES/BALLS LOST	29/15	33/8
TOUCHDOWNS	42	42
Rushing	15	11
Passing	26	25
Returns	1	6
Score by Periods	1 2 3 4 OT Total	0 0 0 0 0 Total
Patriots	68 74 108 112	0 362
Opponents	78 115 84 75	0 352

SCORING	TD	Ru	Pa	Rt	PAT	FG	S	TP
Franklin	0	0	0	0	42/42	22/28	0	108
Ramsey	7	0	0	0	0	0	0	42
Collins	5	5	0	0	0	0	0	30
Eason	5	5	0	0	0	0	0	30
Morgan	5	0	5	0	0	0	0	30
Dawson	4	0	4	0	0	0	0	24
Starring	4	0	4	0	0	0	0	24
Tatupu	4	0	4	0	0	0	0	24
Jones	3	0	2	1	0	0	0	18
C. Weathers	2	0	2	0	0	0	0	12
C. James	1	1	0	0	0	0	0	6
Robinson	1	0	1	0	0	0	0	6
Fryar	1	0	1	0	0	0	0	6
R. James	0	0	0	0	0	1	2	0
Patriots	42	15	26	1	42/42	22/28	1	362
Opponents	42	11	25	6	37/42	21/31	0	352

RUSHING	NO	YDS	AVG	LG	TD
C. James	160	790	4.9	73	1
Tatupu	133	553	4.2	20t	4
Collins	138	550	4.0	21	5
Eason	40	154	3.9	25t	5
Grogan	7	12	1.7	13	0
Fryar	2	-11	-5.5	0	0
Starring	2	-16	-8.0	0	0
Patriots	482	2032	4.2	73	15
Opponents	498	1886	3.8	53	11

RECEIVING	NO	YDS	AVG	LG	TD
Ramsey	66	792	12.0	34	7
Starring	46	657	14.3	65t	4
Dawson	39	427	10.9	27	4
Morgan	38	709	18.7	76t	5
C. James	22	159	7.2	16	0
Jones	19	244	12.8	22	2
Tatupu	16	159	9.9	24	0
Collins	16	100	6.2	19	0
Fryar	11	164	14.9	26	1
C. Weathers	8	115	14.4	29	2
Hawthorne	7	127	18.1	26	0
Robinson	4	32	8.0	17	1
Patriots	292	3685	12.6	76t	26
Opponents	283	3666	13.0	68t	25

INTERCEPTIONS	NO	YDS	AVG	LG	TD
Clayborn	3	102	34.0	85	0
Lippett	3	23	7.7	13	0
Marion	2	39	19.5	26	0
R. James	2	14	7.0	14	0
Gibson	2	4	2.0	4	0
Sanford	2	2	1.0	2	0
Dombroski	1	23	23.0	23	0
Blackmon	1	3	3.0	3	0
Nelson	1	0	0.0	0	0
Patriots	17	210	12.4	85	0
Opponents	14	237	16.9	86t	3

PUNTING	NO	YDS	AVG	TB	IN20	LG	BLK
Camarillo	48	2020	42.1	7	12	61	0
Prestridge	44	1884	42.8	5	8	89	0
Patriots	92	3904	42.4	12	20	89	0
Opponents	83	3345	40.3	7	17	64	0

PUNT RETURNS	NO	FC	YDS	AVG	LG	TD
Fryar	36	10	347	9.6	55	0
Starring	10	1	73	7.3	16	0
C. Weathers	1	0	7	7.0	7	0
Gibson	1	0	3	3.0	3	0
Sanford	0	2	0	0.0	0	0
R. James	0	2	0	0.0	0	0
Patriots	48	15	430	9.0	55	0
Opponents	45	12	442	9.8	47t	1

Sacks: Tippet 18.5, Owens 6.5, Williams, T. 6.0, Blackmon 5.0, Adams 4.0, Nelson 4.0, Sims 3.5, Henson 2.0, Rogers 2.0, Williams L. 1.5, Marion 1.0, McGrew 0.5, Rembert 0.5. Team 55.0 Opp. 66.0.

KICK RETURNS	NO	YDS	AVG	LG	TD
Collins	26	544	20.9	46	0
J. Williams	23	461	20.0	29	0
Fryar	5	95	19.0	22	0
Lee	3	43	14.3	17	0
Robinson	3	38	12.7	14	0
Smith	1	22	22.0	22	0
Jones	1	20	20.0	20	0
Hawthorne	1	14	14.0	14	0
Tatupu	1	9	9.0	9	0
Patriots	64	1246	19.5	46	0
Opponents	73	1373	18.8	69	0

FIELD GOALS	1-19	20-29	30-39	40-49	50+
Franklin	2-2	10-10	4-7	6-8	0-1
Patriots	2-2	10-10	4-7	6-8	0-1
Opponents	2-2	9-9	4-8	5-10	1-2

Franklin: (-) (-) (32G) (44s,22G) (33wl, 49wl) (45G) (20G,27G) (48G) (20G,27G, 47G) (30G,40G,36wr,47G,19G) (21G) (28G,40G) (29G,56s) (19G) (24G,38wl) (21G,34G,36G).

Opponents: (45wl,27G) (39wl,42wl) (42G) (19G,42G,22G,27G) (-) (24G, 48G,27G,36wl) (37s,35wr) (28G) (46G, 18G) (-) (34G,43wl) (35G,61s) (28G,23G) (36G,33G) (50G,46G,48wr) (25G,42b).

Starters: Offense: WR Stanley Morgan (12), Irving Fryar (2), Cedric Jones (2); LT Brian Holloway (16); LG John Hannah (15), Guy Morris (1); C Pete Brock (12), G. Morris; RG Ron Wooten (16); RT Darryl Haley (16); TE Lin Dawson (15), Derrick Ramsey (1); WR Stephen Starring (16); QB Tony Eason (13), Steve Grogan (3); RB Craig James (7), Tony Collins (5); Mosi Tatupu (4); H-Back D. Ramsey (12), Greg Hawthorne (1), Bo Robinson (1); 3rd WR I. Fryar (1), C. Jones (1).

Defense: LE Kenneth Sims (16); NT Dennis Owens (16); RE Toby Williams (15), Julius Adams (1); L/LB Andre Tippet (16), L/LB Steve Nelson (16); R/LB Lawrence McGrew (15), Clayton Weishuhn (1); R/LB Don Blackmon (16); LCB Ernest Gibson (8), Ronnie Lippett (8); RCB Raymond Clayborn (16); SS Roland James (15), Fred Marion (1); FS F. Marion (9), Rick Sanford (7).

1984 Coaching Staff: Tommy Brasher, Linebackers, Clev Bryant, Offensive Backfield, LeBaron Caruthers, Strength/ Conditioning, Steve Endicott, Receivers, Ler Erber, DB's/ Offensive Coordinator, Bill Muir, Offensive Line, Rod Rust, Defensive Coordinator, Dante Scarnechia, Special Teams/TE's, Steve Sidwell, Linebackers, Steve Walters, Defensive Backs.

Pro Bowl (4): G John Hannah (8), T Brian Holloway (2), LB Steve Nelson (2), LB Andre Tippet (1).

PASSING	ATT	CMP	YARDS	CMP%	YDS/ATT	TD	TD%	INT	INT%	LG	SK/YDS	RATING
Eason	431	259	3228	60.1	7.49	23	5.3	8	1.8	76t	59/409	93.4
Grogan	68	32	444	47.1	6.53	3	4.4	6	8.8	65t	7/45	46.4
Kerrigan	1	1	13	100.0	13.0	0	0.0	0	0.0	13	0/0	118.8
Patriots	500	292	3685	58.4	7.37	26	5.2	14	2.8	76t	66/454	87.1
Opponents	513	283	3666	55.2	7.14	25	4.9	17	3.3	68t	55/452	80.3

1985 FINAL STATISTICS (11-5)

Head Coach: Raymond Berry • Tied for Second in AFC East (Wild Card Playoff Qualifier) • Home Stadium: Sullivan Stadium

DATE	W/L	SCORE	OPPONENT	ATTENDANCE
9/08	W	26-20	Green Bay	49,488
9/15	L	7-20	at Chicago	60,533
9/22	W	17-14	at Buffalo	40,334
9/29	L	20-35	L.A. Raiders	60,686
10/06	L	20-24	at Cleveland	62,139
10/13	W	14-3	Buffalo	40,462
10/20	W	20-13	N.Y. Jets	58,163
10/27	W	32-14	at Tampa Bay	34,661
11/03	W	17-13	Miami	58,811
11/10	W	34-15	Indianapolis	54,176
11/17	W	20-13	at Seattle	60,345
11/24	L	13-16	at N.Y. Jets OT	74,100
12/01	W	38-31	at Indianapolis	56,740
12/08	W	23-6	Detroit	59,078
12/16	L	27-30	at Miami	69,489
12/22	W	34-23	Cincinnati	57,953
AFC PLAYOFFS				
12/28	W	26-14	at N.Y. Jets	70,598
1/05	W	27-20	at L.A. Raiders	88,936
1/12	W	31-14	at Miami	74,798
SUPER BOWL XX (at New Orleans, La.)				
1/26	L	10-46	vs. Chicago	73,818

Team Statistics

	PATS	OPP
TOTAL FIRST DOWNS	294	284
By Rushing	126	92
By Passing	153	168
By Penalty	15	24
Third Down: Md/Att.	83/223	74/227
Third Down: Eff.	37.0	33.0
Fourth Down: Md/Att.	4/10	5/15
Fourth Down: Eff.	40.0	33.0
TOTAL NET YARDS	5499	4714
Avg. per Game	343.7	294.6
Total Offensive Plays	1061	1042
Avg. per Play	5.2	4.5
NET YARDS RUSHING	2331	1655
Total Rushing Plays	565	466
Avg. per Rush	4.1	3.6
Avg. per Game	145.7	103.4
NET YARDS PASSING	3168	3059
Avg. per Game	198.0	191.2
Sacked/Yards Lost	39/315	51/334
Gross Yards Passing	3483	3393
Att./Completions	457/255	525/262
Completion Pct.	55.8	49.9
Had Intercepted	22	23
PUNTS/AVERAGE	92/42.9	97/40.5
NET PUNTING AVG.	33.7	32.5
PENALTIES/YARDS	114/842	83/699
FUMBLES/BALLS LOST	37/20	35/24
TOUCHDOWNS	41	32
Rushing	15	15
Passing	20	14
Returns	6	3
Score by Periods	1 2 3 4 OT	Total
Patriots	54 115 44 149 0	362
Opponents	75 64 56 92 3	290

SCORING	TD	R	Pa	Rt	PAT	FG	S	P	T
Franklin	0	0	0	0	40/41	24/30	0	112	
Fryar	10	1	7	2	0	0	0	60	
C. James	7	5	2	0	0	0	0	42	
Collins	5	3	2	0	0	0	0	30	
Morgan	5	0	0	0	0	0	0	30	
Jones	3	0	2	1	0	0	0	18	
Grogan	2	2	0	0	0	0	0	12	
Tatupu	2	2	0	0	0	0	0	12	
Eason	1	1	0	0	0	0	0	6	
Weathers	1	1	0	0	0	0	0	6	
Hawthorne	1	0	1	0	0	0	0	6	
D. Ramsey	1	0	1	0	0	0	0	6	
Tippett	1	0	0	1	0	0	0	6	
Rembert	1	0	0	1	0	0	0	6	
Clayborn	1	0	0	1	0	0	0	6	
Blackmon	0	0	0	0	0	0	0	2	4
Patriots	41	15	20	6	40/41	24/30	2	362	
Opponents	32	15	14	3	30/32	22/25	1	290	

RUSHING	NO	YDS	AVG	LG	TD
C. James	263	1227	4.7	65t	5
Collins	163	657	4.0	28	3
Weathers	41	174	4.2	42t	1
Tatupu	47	152	3.2	11	2
Eason	22	70	3.2	23	1
Grogan	20	29	1.5	12	2
Fryar	7	27	3.9	13	1
Morgan	1	0	0.0	0	0
Franklin	1	-5	-5.0	-5	0
Patriots	565	2331	4.1	65t	15
Opponents	466	1655	3.6	24	15

RECEIVING	NO	YDS	AVG	LG	TD
Collins	52	549	10.6	49	2
Morgan	39	760	19.5	50t	5
Fryar	39	670	17.2	56	7
D. Ramsey	28	285	10.2	26	1
C. James	27	360	13.3	90t	2
Jones	21	237	11.3	29t	2
Starring	16	235	14.7	40	0
Dawson	17	148	8.7	26	0
D. Williams	9	163	18.1	30	0
Hawthorne	3	42	14.0	28t	1
Weathers	2	18	9.0	13	0
Tatupu	2	16	8.0	15	0
Patriots	255	3483	13.7	90t	20
Opponents	262	3393	13.0	88t	14

INTERCEPTIONS	NO	YDS	AVG	LG	TD
Marion	7	189	27.0	83	0
Clayborn	6	80	13.3	38	1
R. James	4	51	12.8	39	0
Lippett	3	93	31.0	58	0
Blackmon	1	14	14.0	14	0
McGrew	1	0	0.0	0	0
McSwain	1	0	0.0	0	0
Patriots	23	427	18.6	83	1
Opponents	22	243	11.0	38t	2

PUNTING	NO	YDS	AVG	TB	IN20	LG	BLK
Camarrillo	92	3953	43.0	13	17	75	0
Patriots	92	3953	43.0	13	17	75	0
Opponents	97	3925	40.5	11	26	64	0

PUNT RETURNS	NO	FC	YDS	AVG	LG	TD
Fryar	37	15	520	14.1	85t	2
R. James	2	0	13	6.5	13	0
Starring	2	0	0	0.0	0	0
Marion	0	1	0	0.0	0	0
Bowman	1	0	-3	-3.0	-3	0
Patriots	42	16	530	12.6	85t	2
Opponents	56	7	597	10.7	46	0

KICK RETURNS	NO	YDS	AVG	LG	TD
Starring	48	1012	21.1	53	0
Fryar	3	39	13.0	24	0
Jones	3	37	12.3	20	0
Weathers	1	18	18.0	18	0
Hawthorne	1	13	13.0	13	0
C. James	1	0	0.0	0	0
Patriots	57	1119	19.6	53	0
Opponents	77	1434	18.6	58	0

PASSING	ATT	CMP	YARDS	CMP%	YDS/ATT	TD	TD%	INT	INT%	LG	SK/YDS	RATING
Eason	299	168	2156	56.2	7.2	11	3.7	17	5.7	90t	28/229	67.5
Grogan	156	85	1311	54.5	8.4	7	4.5	5	3.2	56	11/86	84.1
C. James	2	2	16	100.0	8.0	2	1.0	0	0.0	11t	0/0	139.6
Patriots	457	255	3483	55.8	7.6	20	4.4	22	4.8	90t	39/315	74.9
Opponents	525	262	3393	49.9	6.5	14	2.7	23	4.4	88t	51/334	61.2

Sacks: Tippett 16.5, Veris 10.0, Blackmon 8.0, Sims 5.5, Adams 5.0, Nelson 2.0, T. Williams 2.0, McGrew 1.0, L. Williams 1.0. Team, 51.0, Opponent, 39.0.

Field Goals	1-19	20-29	30-39	40-49	50+
Franklin	1/1	7/9	9/9	5/9	2/2
Patriots	1/1	7/9	9/9	5/9	2/2
Opponents	0/0	8/8	6/8	6/7	2/2

Franklin: (34G) (-) (32G) (47G,20G) (29G, 33G,47wl) (20wr) (19G,44G) (35G,50G, 49G,28wr) (38G) (41G,30G) (-) (41wl, 23G,28G) (35G) (38G,47wl,50G,22G) (22G,49G) (25G,42wr,30G)

Opponents: (40b) (21G,28G) (-) (-) (36wl,44G) (47G) (53G,52G) (-) (26G, 32G) (-) (37wr, 32G,31G) (21G,21G, 32G) (25G) (26G,37G) (44G,49G,47G) (42G, 22G,30G).

Starters: Offense: WR Stanley Morgan (13), Cedric Jones (3); LT Brian Holloway (16); LG John Hannah (14), Guy Morris (2); C Pete Brock (8), G. Morris (8); RG Ron Wooten (14), Paul Fairchild (2); RT Steve Moore (16); TE Lin Dawson (13), Derrick Ramsey (3); WR Irving Fryar (14), Stephen Starring (1), Derwin Williams (1); QB Tony Eason (10), Steve Grogan (6); RB Tony Collins (16); FB Craig James (14), Mosi Tatupu (2).

Defense: LE Ken Sims (13), Garin Veris (3); NT Dennis Owens (13), Lester Williams (3); RE Julius Adams (12), Toby Williams (3), G. Veris (1); LOLB Andre Tippett (16); LILB Steve Nelson (15), Johnny Rembert (1); RILB Lawrence McGrew (12), J. Rembert (4); ROLB Don Blackmon (14), L. McGrew (2); LCB Ronnie Lippett (16); RCB Raymond Clayborn (16); SS Roland James; FS Fred Marion (16).

1985 Coaching Staff: Dean Brittenham, Strength/Conditioning, Jim Carr, Defensive Backfield, Bobby Grier, Offensive Backfield, Ray Hamilton, Asst. Defensive Line, Rod Humenuik, Asst. Head Coach/Offensive Line, Harold Jackson, Receivers, Eddie Khayat, Defensive Line, John Polonchek, QBs/Special Asst. to Head Coach, Rod Rust, Defensive Coordinator, Dante Scarnecchia, Special Teams/TEs, Don Shinnick, Linebackers, Les Steckel, Quarterbacks/Receivers.

Pro Bowl (8): CB Raymond Clayborn (2), KR Irving Fryar (1), G John Hannah (9), T Brian Holloway (3), RB Craig James (1), FS Fred Marion (1), LB Steve Nelson (3), LB Andre Tippett (2).

1986 FINAL STATISTICS (11-5)

Head Coach: Raymond Berry • AFC East Division Champions • Home Stadium: Sullivan Stadium

DATE	W/L	SCORE	OPPONENT	ATTENDANCE
9/07	W	33-3	Indianapolis	55,208
9/11	W	20-6	at N.Y. Jets	72,422
9/21	L	31-38	Seattle	58,977
9/28	L	20-27	at Denver	75,804
10/05	W	34-7	Miami	60,689
10/12	L	24-31	N.Y. Jets	60,342
10/19	W	34-0	at Pittsburgh	54,743
10/26	W	23-3	at Buffalo	77,808
11/02	W	25-17	Atlanta	60,597
11/09	W	30-21	at Indianapolis	56,890
11/16	W	30-28	at L.A. Rams	64,339
11/23	W	22-19	Buffalo	60,455
11/30	W	21-20	at New Orleans	58,259
12/07	L	7-31	Cincinnati	60,633
12/14	L	24-29	San Francisco	60,787
12/22	W	34-27	at Miami	74,516
AFC PLAYOFFS				
1/04	L	17-22	at Denver	76,105

Team Statistics

	PATS	OPP
TOTAL FIRST DOWNS	314	286
By Rushing	77	118
By Passing	202	153
By Penalty	35	15
Third Down: Md/Att.	77/227	79/219
Third Down: Eff.	33.9	36.1
Fourth Down: Md/Att.	8/11	7/12
Fourth Down: Eff.	72.7	58.3
TOTAL NET YARDS	5327	5181
Avg. per Game	332.9	323.8
Total Offensive Plays	1073	1031
Avg. per Play	5.0	5.0
NET YARDS RUSHING	1373	2203
Total Rushing Plays	469	510
Avg. per Rush	2.9	4.3
Avg. per Game	85.8	137.7
NET YARDS PASSING	3954	2978
Avg. per Game	247.1	186.1
Sacked/Yards Lost	47/367	48/346
Gross Yards Passing	4321	3324
Att./Completions	557/340	473/255
Completion Pct.	61.0	53.9
Hand Intercepted	13	21
PUNTS/AVERAGE	92/40.7	90/39.8
NET PUNTING AVG.	33.1	33.4
PENALTIES/YARDS	87/672	106/866
FUMBLE/BALLS LOST	27/11	38/19
TOUCHDOWNS	45	35
Rushing	10	19
Passing	29	15
Returns	6	1
Score by Periods	1 2 3 4 OT	Total
Patriots	82 102 99 129	0 412
Opponents	34 83 64 126	0 307

SCORING	TD	Ru	Pa	Rt	PAT	FG	S	TP
Franklin	0	0	0	0	44/45	32/41	0	140
Morgan	10	0	10	0	0	0	60	
Collins	8	3	5	0	0	0	48	
Fryar	7	0	6	1	0	0	42	
C. James	4	4	0	0	0	0	24	
Scott	3	0	3	0	0	0	18	
Baty	2	0	2	0	0	0	12	
Starring	2	0	2	0	0	0	12	
Tatupu	2	1	0	1	0	0	12	
Grogan	1	1	0	0	0	0	6	
Jones	1	0	1	0	0	0	6	
Marion	1	0	0	1	0	0	6	
McSwain	1	0	0	1	0	0	6	
Rembert	1	0	0	1	0	0	6	
B. Williams	1	0	0	1	0	0	6	
Weathers	1	1	0	0	0	0	6	
Patriots	45	10	29	6	44/45	32/41	1	412
Opponents	35	19	15	1	34/35	21/28	0	307

RUSHING	NO	YDS	AVG	LG	TD
C. James	154	427	2.8	16	4
Collins	156	412	2.6	17	3
Tatupu	71	172	2.4	13	1
Eason	35	170	4.9	26	0
Fryar	4	80	20.0	31	0
Weathers	21	58	2.8	16t	1
Dupard	15	39	2.6	11	0
Grogan	9	23	2.6	10	1
Hawthorne	1	5	5.0	5	0
Starring	1	0	0.0	0	0
Ramsey	1	-6	-6.0	-6	0
Jones	1	-7	-7.0	-7	0
Patriots	469	1373	2.9	31	19
Opponents	510	2203	4.3	58t	10

RECEIVING	NO	YDS	AVG	LG	TD
Morgan	84	1491	17.8	44t	10
Collins	77	684	8.9	49	5
Fryar	43	737	17.1	69t	6
Baty	37	331	8.9	22	2
Hawthorne	24	192	8.0	17	0
C. James	18	129	7.2	17	0
Starring	16	295	18.4	47	2
Tatupu	15	145	9.7	25	0
Jones	14	222	15.9	28	1
Scott	8	41	5.1	8t	3
D. Williams	2	35	17.5	26	0
Weathers	1	14	14.0	14	0
Holloway	1	5	5.0	5	0
Patriots	340	4321	12.7	69t	29
Opponents	255	3324	13.0	67t	15

INTERCEPTIONS	NO	YDS	AVG	LG	TD
Lippett	8	76	9.5	43	0
Clayborn	3	4	1.3	4	0
Marion	2	56	28.0	37t	1
McGrew	2	44	22.0	27	0
R. James	2	39	19.5	21	0
Nelson	2	21	10.5	17	0
Rembert	1	37	37.0	37	0
McSwain	1	3	3.0	3	0
Tippett	0	32	-	32	0
Patriots	21	312	14.9	69t	1
Opponents	13	151	11.6	26	0

PUNTING	NO	YDS	AVG	TB	IN20	LG	BLK
Camarillo	89	3746	42.1	7	16	64	3
Patriots	90	3746	42.1	7	16	64	3
Opponents	90	3585	39.8	9	21	73	3

PUNT RETURNS	NO	FC	YDS	AVG	LG	TD
Fryar	35	10	366	10.5	59t	1
Starring	6	0	18	3.0	12	0
Marion	1	1	12	12.0	12	0
R. James	0	1	0	0.0	0	0
Patriots	42	12	396	9.4	59t	1
Opponents	60	4	565	9.4	39	0

Sacks: Veris 11.0, Tippett 9.5, Blackmon 7.5, B. Williams 7.0, Rembert 4.0, Hodge 1.0, R. James 1.0, McGrew 1.0, Nelson 1.0, Owens 1.0, Reynolds 1.0, Ruth 1.0, Thomas 1.0, Sims 0.5, T. Williams 0.5. Patriots 48.0, Opponents 47.0.

KICK RETURNS	NO	YDS	AVG	LG	TD
Starring	36	802	22.3	52	0
Fryar	10	192	19.2	33	0
Jones	4	63	15.8	20	0
Dupard	3	50	16.7	21	0
Rembert	3	27	9.0	14	0
Hawthorne	2	13	6.5	13	0
Patriots	58	1147	19.8	52	0
Opponents	81	1480	18.3	39	0

FIELD GOALS	1-19	20-29	30-39	40-49	50+
Franklin	1/1	7/7	15/17	9/16	0/0
Patriots	1/1	7/7	15/17	9/16	0/0
Opponents	0/0	7/7	8/9	6/8	0/4

Franklin: (25G,38G,39G,49G) (49n,45G,42G) (26G,36n) (42n,34G,37G) (21G, 31G) (45n,26G) (47n,31G,36G) (31G 47n,27G,26G) (31G,32G,32G, 33G) (38G,31G,24G) (42G,45G,19G) (37G, 47G) (49n) (44n) (41G) (47G,44G,39n).

Opponents: (25G,57n) (33G,47G) (33G) (44G,34G) (55n) (47G) (1) (53n,26G) (41G,36n,53n) (1) (42n) (28G,33G,34G,48G) (28G, 38G) (24G,44n) (20G,31G, 36G) (42G,21G)

Starters: Offense: WR Stanley Morgan (16); LT Brian Holloway (15), Steve Moore (1); LG Paul Fairchild (15), Trevor Matich (1); C Pete Brock (16); RG Ron Wooten (16); RT Steve Moore (10), Darryl Haley (6); TE Greg Hawthorne (10), Greg Baty (6); WR Irving Fryar (13), Stephen Starring (3); QB Tony Eason (15), Steve Grogan (1); RB Tony Collins (15), Craig James (1); FB C. James (11), Mosi Tatupu (5); 2nd TE G. Baty (1).

Defense: LE Brent Williams (16); NT Toby Williams (15), Dennis Owens (1); RE Garin Veris (15), Ben Thomas (1); LOLB Andre Tippett (11), Lawrence McGrew (4); D. Owens (1); LILB Steve Nelson (12), Johnny Rembert (4); RILB L. McGrew (9), J. Rembert (5), Ed Reynolds (2); ROLB Don Blackmon (15), L. McGrew (1); LCB Ronnie Lippett (15), Ernest Gibson (1); RCB Raymond Clayborn (16); Roland James (15), Jim Bowman (1); FS Fred Marion (16).

1986 Coaching Staff: Dean Brittenham, Strength/Conditioning, Jim Carr, Defensive Backfield, Bobby Grier, Offensive Backfield, Ray Hamilton, Asst. Defensive Line, Rod Humenuik, Asst. Head Coach/Offensive Line, Harold Jackson, Receivers, Eddie Khayat, Defensive Line, John Polonchek, QBs/Special Asst. to Head Coach, Rod Rust, Defensive Coordinator, Dante Scarnecchia, Special Teams/TE's, Don Shinnick, Linebackers, Les Steckel, Quarterbacks/ Receivers.

Pro Bowl (5): CB Raymond Clayborn (3), K Tony Franklin (1), WR Stanley Morgan (3), Spt Mosi Tatupu (1), LB Andre Tippett (3).

PASSING	ATT	CMP	YARDS	CMP%	YDS/ATT	TD	TD%	INT	INT%	LG	SK/YDS	RATING
Eason	448	276	3328	61.6	7.43	19	4.2	10	2.2	49	43/336	89.2
Grogan	102	62	976	60.8	9.57	9	8.8	2	2.0	69t	4/31	113.8
C. James	4	1	10	25.0	2.50	1	25.0	1	25.0	10t	0/0	39.6
Ramsey	3	1	7	33.3	2.33	0	0.0	0	0.0	7	0/0	42.4
Patriots	557	340	4321	61.0	7.76	29	5.2	13	2.3	69t	47/367	92.9
Opponents	473	255	3324	53.9	7.02	15	3.2	21	4.4	67t	48/346	68.4

1987 FINAL STATISTICS (8-7)

Head Coach: Raymond Berry • Tied for Second in AFC East • Home Stadium: Sullivan Stadium

DATE	W/L SCORE	OPPONENT	ATTENDANCE
9/13	W 28-21	Miami	54,642
9/21	L 24-43	at N.Y. Jets	70,847
9/27	Cancelled Strike	at Washington	
10/04	L 10-20	Cleveland	14,830
10/11	W 14-7	Buffalo	11,878
10/18	W 21-7	at Houston	26,294
10/25	L 16-30	at Indianapolis	48,850
11/01	W 26-23	L.A. Raiders	60,664
11/08	L 10-17	at N.Y. Giants	73,817
11/15	L 17-23	Dallas OT	60,567
11/22	W 24-0	Indianapolis	56,906
11/29	L 31-34	Philadelphia OT	54,198
12/06	L 20-31	at Denver	75,794
12/13	W 42-20	N.Y. Jets	60,617
12/20	W 13-7	at Buffalo	74,945
12/28	W 24-10	at Miami	61,192

Team Statistics

	PATS	OPP
TOTAL FIRST DOWNS	266	293
By Rushing	84	112
By Passing	158	159
By Penalty	24	22
Third Down: Md/Att.	81/219	84/228
Third Down: Eff.	36.9	36.8
Fourth Down: Md/Att.	9/14	11/23
Fourth Down: Eff.	64.2	47.8
TOTAL NET YARDS	4454	4877
Avg. per Game	296.9	325.1
Total Offensive Plays	986	1053
Avg. per Play	4.5	4.6
NET YARDS RUSHING	1771	1778
Total Rushing Plays	513	490
Avg. per Rush	3.5	3.6
Avg. per Game	118.1	118.5
NET YARDS PASSING	2683	3099
Avg. per Game	178.9	206.6
Sacked/Yards Lost	33/246	43/339
Gross Yards Passing	2929	3438
Att./Completions	440/236	520/273
Completion Pct.	53.6	52.5
Had Intercepted	18	21
PUNTS/AVERAGE	89/37.6	77/38.1
NET PUNTING AVG.	30.5	33.8
PENALTIES/YARDS	64/506	110/846
FUMBLES/BALLS LOST	36/13	42/21
TOUCHDOWNS	39	34
Rushing	12	13
Passing	22	17
Returns	5	4
Score by Periods	1 2 3 4 OT Total	0 320
Patriots	76 111 72 61 0	320
Opponents	39 68 71 106 9	293
SCORING	TD Ru Pa Rt PAT FG S TP	
Franklin	0 0 0 0 0 37/38	15/26 0 82
Collins	6 3 3 0 0 0	0 36
Fryar	5 0 5 0 0 0	0 30
Dupard	3 3 3 0 0 0	0 18
Jones	3 0 3 0 0 0	0 18
Morgan	3 0 3 0 0 0	0 18
Starring	3 0 3 0 0 0	0 18
Baty	2 0 2 0 0 0	0 12
Grogan	2 2 2 0 0 0	0 12
Linne	2 0 2 0 0 0	0 12
Lippett	2 0 2 0 0 0	0 12
Scott	2 0 1 1 0 0	0 12
Bleier	1 1 0 0 0 0	0 6
Clayborn	1 0 0 1 0 0	0 6
LeBlanc	1 1 0 0 0 0	0 6
Ramsey	1 1 0 0 0 0	0 6
Tippett	1 1 0 0 0 0	0 6
Woods	1 1 0 0 0 0	0 6
Schubert	0 0 0 0 0 1/2	0 4
Patriots	39 12 22 5 38/39	16/28 0 320
Opponents	34 13 17 4 33/33	18/27 1 293

RUSHING	NO	YDS	AVG	LG	TD		
Collins	147	474	3.2	19	3		
Dupard	94	318	3.4	49	3		
Tatupu	79	248	3.1	19	0		
Perryman	41	187	4.6	48	0		
LeBlanc	49	170	3.5	42	1		
Ramsey	13	75	5.8	19	1		
Fryar	9	52	5.8	16	0		
Hansen	16	44	2.8	7	0		
Davis	9	43	4.8	27	0		
Flutie	6	43	7.2	13	0		
Grogan	20	37	1.9	8	2		
Eason	3	25	8.3	13	0		
C. McSwain	9	23	2.6	9	0		
Woods	4	20	5.0	13	1		
Starring	2	13	6.5	10	0		
C. James	4	10	2.5	5	0		
Camarillo	1	0	0.0	0	0		
Bleier	5	-5	-1.0	11	1		
Whitten	2	-6	-3.0	-2	0		
Patriots	513	1771	3.5	49	12		
Opponents	490	1778	3.6	60	13		
RECEIVING	NO	YDS	AVG	LG	TD		
Collins	44	347	7.9	29	3		
Morgan	40	672	16.8	45	3		
Fryar	31	467	15.1	40	5		
Jones	25	388	15.5	29	3		
Starring	17	289	17.0	34	3		
Baty	15	138	9.2	22	2		
Tatupu	15	136	9.1	23	0		
Dawson	12	81	6.8	14	0		
Linne	11	158	14.4	30	2		
Scott	5	35	7.0	15	1		
Coffey	3	66	22.0	35	0		
Gadbois	3	51	17.0	20	0		
D. Williams	3	30	10.0	12	0		
Perryman	3	13	4.3	7	0		
Dupard	3	1	0.3	2	0		
Frain	2	22	11.0	11	0		
LeBlanc	2	3	1.5	3	0		
Hansen	1	22	22.0	22	0		
Pickering	1	10	10.0	10	0		
Patriots	236	2929	12.4	45	22		
Opponents	273	3438	12.6	61	17		
INTERCEPTIONS	NO	YDS	AVG	LG	TD		
Marion	4	53	13.3	25	0		
Lippett	3	103	34.3	45	2		
Clayborn	2	24	12.0	24	0		
E. Gibson	2	17	8.5	17	0		
Bowman	2	3	1.5	3	0		
E. Williams	1	51	51.0	51	0		
R. James	1	27	27.0	27	0		
R. McSwain	1	17	17.0	17	0		
Shogog	1	7	7.0	7	0		
Holmes	1	4	4.0	4	0		
Rembert	1	1	1.0	1	0		
P. Williams	1	0	0.0	0	0		
Peterson	1	0	0.0	0	0		
Patriots	21	307	14.6	51	2		
Opponents	18	160	8.9	38	2		
PUNTING	NO	YDS	AVG	TB	IN20	LG	BLK
Camarillo	62	2489	40.1	8	14	73	1
Herline	25	861	34.3	4	1	50	1
Patriots	89	3350	37.6	12	15	73	2
Opponents	77	2937	38.1	6	25	62	2
PUNT RETURNS	NO	FC	YDS	AVG	LG	TD	
Fryar	18	12	174	9.7	36	0	
Linne	5	2	22	4.4	16	0	
Marion	1	2	0	0.0	0	0	
Starring	1	1	17	17.0	17	0	
Patriots	25	17	213	8.5	36	0	
Opponents	41	11	397	9.7	34	0	
TD	TD%	INT	INT%	LG	SK/YDS	RATING	
10	6.2	9	5.6	40	7/55	78.2	
6	4.5	6	4.5	40	14/90	72.4	
3	3.8	2	2.5	45	8/70	70.4	
1	1.0	1	0.8	33	3/22	49.2	
1	1.0	0	0.0	30	0/0	98.6	
0	0.0	0	0.0	0	0/0	39.6	
1	100.0	0	0.0	15t	0/0	158.3	
22	5.0	18	4.1	45	33/246	74.1	
17	3.3	21	4.0	61t	43/339	67.5	

KICK RETURNS	NO	YDS	AVG	LG	TD
Starring	23	445	19.3	43	0
Fryar	6	119	19.8	31	0
Davis	5	134	26.8	43	0
Dupard	4	61	15.3	21	0
Perryman	3	43	14.3	16	0
LeBlanc	2	31	15.5	24	0
C. McSwain	2	32	16.0	24	0
Alexander	1	4	4.0	4	0
Collins	1	18	18.0	18	0
Hansen	1	14	14.0	14	0
Patriots	48	901	18.8	43	0
Opponents	63	1130	17.9	60	0

Sacks: Tippett 12.5, Veris 7.0, B. Williams 5.0, T. Williams 4.5, Rembert 2.0, Reynolds 2.0, Sims 1.5, Blackmon 1.0, Hodge 1.0, Lippett 1.0, Mangiero 1.0, McCabe 1.0, McGrew 1.0, Wichard 1.0, Wilburn 1.0, Bowman, 0.5. Team, 43.0, Opponents, 33.0.

FIELD GOALS	1-19	20-29	30-39	40-49	50+
Franklin	0/0	5/5	6/11	3/7	1/3
Schubert	0/0	1/1	0/0	0/1	0/2
Patriots	0/0	6/6	6/11	3/8	1/3
Opponents	2/2	7/7	6/9	3/8	0/1

Franklin: (39n.47n) (48n.32G) (-) (-) (52n) (38G,31G,49G) (50G,27G,25G, 29G) (50n,46G) (35n,41G) (37n,34G,37n) (43n,21G,31n,46n) (38G,27G) (-) (-) (31G). **Schubert:** (-) (-) (23G,40n).

Opponents: (-) (22G,34G) (28G,21G, 37n) (-) (48n,34n) (48G,38G,24G) (31G, 31G,39n,41n) (19G,41n) (20G) (46n) (19G,44n,39n,38G) (52n,24G) (24G,42G) (-) (47G).

Starters: Offense: WR Stanley Morgan (9), Cedric Jones (3), Wayne Coffey (3); LT Danny Villa (7), Steve Moore (4), George Colton (3), Art Plunkett (1); LG Sean Farrell (15), Paul Fairchild (1); C Guy Morris (7), Trevor Match (4), Pete Brock (3), P. Fairchild (1); RG Ron Wooten (13), Eric Stokes (1), Darren Twombly (1); RT Bruce Armstrong (12), Greg Robinson (3); TE Lin Dawson (11), Todd Frain (2), Willie Scott (1); WR Irving Fryar (11), Larry Linne (3), C. Jones (1); QB Steve Grogan (6), Tony Eason (3), Tom Ramsey (3), Bob Bleier (2), Doug Flutie (1); RB Tony Collins (11) Reggie Dupard (2), Matt LeBlanc (2); FB Most Tatupu (9), Bruce Hansen (2), R. Dupard (1), Chuck McSwain (1), Bob Perryman (1), 3rd WR I. Fryar (1), Stephen Starring (1).

Defense: LE Kenneth Sims (8), Brent Williams (4), Benton Reed (3); NT Toby Williams (12), John Guzik (2), Tom Porrell (1); RE Garin Veris (12), Steve Wilburn (3); LOLB Andre Tippett (13), Mel Black (2); LILB Steve Nelson (11), Jerry McCabe (3), Johnny Rembert (1); RILB Lawrence McGrew (12), Greg Moore (3), Ed Reynolds (1); ROLB Ed Williams (7), Don Blackmon (4), Rogers Alexander (2), L. McGrew (1), Randy Sealy (1); LCB Ronnie Lippett (12), Joe Peterson (3); RCB Raymond Clayborn (9), Ernest Gibson (5), Fred Marion (1); SS Jim Bowman (8), Roland James (4), Ron Shogog (3); FS F. Marion (11), Darryl Holmes (3), R. Clayborn (1).

1987 Coaching Staff: Dean Brittenham, Strength/Conditioning, Jim Carr, Defensive Backfield, Bobby Grier, Offensive Backfield, Ray Hamilton, Asst. Defensive Line, Rod Humenuik, Asst. Head Coach/Offensive Line, Harold Jackson, Receivers, Eddie Khayat, Defensive Line, John Polonchek, QBs/Special Asst. to Head Coach, Rod Rust, Defensive Coordinator, Dante Scarnecchia, Special Teams/TEs, Don Shinnick, Linebackers, Les Steckel, Quarterbacks/Receivers.

Pro Bowl (2): WR Stanley Morgan (4), LB Andre Tippett (4).

1988 FINAL STATISTICS (9-7)

Head Coach: Raymond Berry • Tied for Second in AFC East • Home Stadium: Sullivan Stadium

DATE	W/L SCORE	OPPONENT	ATTENDANCE
9/04	W 28-3	N.Y. Jets	44,027
9/11	L 6-36	at Minnesota	55,545
9/18	L 14-16	Buffalo	55,945
9/25	L 6-31	at Houston	38,646
10/02	W 21-17	Indianapolis	58,050
10/09	L 3-45	at Green Bay*	51,932
10/16	W 27-21	Cincinnati	59,969
10/23	L 20-23	at Buffalo	76,824
10/30	W 30-7	Chicago	60,821
11/06	W 21-10	Miami	60,840
11/13	W 14-13	at N.Y. Jets	48,358
11/20	W 6-3	at Miami	53,526
11/27	L 21-24	at Indianapolis	58,157
12/04	W 13-7	Seattle	59,068
12/11	W 10-7	Tampa Bay OT	39,889
12/17	L 10-21	at Denver	70,910

*At Milwaukee

RUSHING	NO	YDS	AVG	LG	TD
Stephens	297	1168	3.9	52	4
Perryman	146	448	3.1	16	6
Flutie	38	179	4.7	16	1
Dupard	52	151	2.9	15	2
Tatupu	22	75	3.4	22	2
Allen	7	40	5.7	12	0
Eason	5	18	3.6	10	0
C. James	4	15	3.8	8	1
Fryar	6	12	2.0	6	1
Grogan	6	12	2.0	6	0
Ramsey	3	8	2.7	9	0
Feagles	1	0	0.0	0	0
Morgan	1	-6	-6.0	-6	0
Patriots	588	2120	3.6	52	17
Opponents	496	2099	4.2	36	20

KICK RETURNS	NO	YDS	AVG	LG	TD
Martin	31	735	23.7	95t	1
Allen	18	391	21.7	30	0
Davis	6	106	17.7	24	0
Fryar	1	3	3.0	3	0
Tatupu	1	13	13.0	13	0
Patriots	57	1248	21.9	95t	1
Opponents	45	888	19.7	51	0

Sacks: B. Williams 8.0, Tippet 7.0, Jordan 3.0, Rembert 3.0, Goad 2.0, McGrew 2.0, Veris 2.0, Hodge 1.0, Team 1.0. Patriots 29.0, Opponents 23.0.

Team Statistics

	PATS	OPP
TOTAL FIRST DOWNS	264	272
By Rushing	126	119
By Passing	112	138
By Penalty	26	15
Third Down: Md/Att.	79/219	58/199
Third Down: Eff.	36.1	29.1
Fourth Down: Md/Att.	9/14	9/18
Fourth Down: Eff.	64.2	50.0

TOTAL NET YARDS	4293	4681
Avg. per Game	268.3	292.6
Total Offensive Plays	1000	961
Avg. per Play	4.3	4.9

NET YARDS RUSHING	2120	2099
Total Rushing Plays	588	496
Avg. per Rush	3.6	4.2
Avg. per Game	132.5	131.2

NET YARDS PASSING	2173	2582
Avg. per Game	135.8	161.4
Sacked/Yards Lost	23/160	29/219
Gross Yards Passing	2333	2801
Att./Completions	389/199	436/234
Completion Pct.	51.2	53.7
Had Intercepted	28	20

PUNTS/AVERAGE	91/38.3	86/42.2
----------------------	----------------	----------------

NET PUNTING AVG.	34.1	35.5
-------------------------	-------------	-------------

PENALTIES/YARDS	87/665	108/858
------------------------	---------------	----------------

FUMBLES/BALLS LOST	19/10	29/15
---------------------------	--------------	--------------

TOUCHDOWNS	31	33
Rushing	17	20
Passing	12	13
Returns	2	0

Score by Periods	1	2	3	4	OT	Total
Patriots	49	87	50	61	3	250
Opponents	48	77	57	102	0	284

SCORING	TD	Ru	Pa	RT	PAT	FG	S	TP
Perryman	6	6	0	0	0	0	0	36
Staurovsky	0	0	0	0	14/15	7/11	0	35
Fryar	5	0	5	0	0	0	0	30
Stephens	5	4	0	1	0	0	0	30
Garcia	0	0	0	0	11/16	6/13	0	29
Morgan	4	0	4	0	0	0	0	24
Dawson	2	0	2	0	0	0	0	12
Dupard	2	2	0	0	0	0	0	12
Tatupu	2	2	0	0	0	0	0	12
Flutie	1	1	0	0	0	0	0	6
Grogan	1	1	0	0	0	0	0	6
C. James	1	1	0	0	0	0	0	6
Jones	1	0	1	0	0	0	0	6
Martin	1	0	0	1	0	0	0	6
Patriots	31	17	12	2	25/31	13/24	0	250
Opponents	33	20	13	0	33/33	17/26	1	284

RECEIVING	NO	YDS	AVG	LG	TD
Dupard	34	232	6.8	15	0
Fryar	33	490	14.8	80t	5
Morgan	31	502	16.2	32	4
Jones	22	313	14.2	41t	1
Perryman	17	134	7.9	18	0
C. James	14	171	12.2	32	0
Stephens	14	98	7.0	17	0
Francis	11	161	14.6	51	0
Dawson	8	106	13.3	38	2
Tatupu	8	58	7.3	17	0
Martin	4	51	12.8	21	0
Scott	1	8	8.0	8	0
Johnson	1	5	5.0	5	0
Farrell	1	4	4.0	4	0
Patriots	199	2333	11.7	80t	12
Opponents	234	2801	12.0	51t	13

INTERCEPTIONS	NO	YDS	AVG	LG	TD
Clayborn	4	65	16.3	31	0
Marion	4	47	11.8	22	0
R. James	4	30	7.5	22	0
McSwain	2	51	25.5	42	0
Rembert	2	10	5.0	6	0
Jordan	1	31	31.0	31	0
McGrew	1	6	6.0	6	0
Lippett	1	4	4.0	4	0
Bowman	1	0	0.0	0	0
Patriots	20	244	12.2	42	0
Opponents	28	286	10.2	40	0

PUNTING	NO	YDS	AVG	TB	IN	LG	BLK
Feagles	91	3482	38.3	8	24	74	0
Patriots	91	3482	38.3	8	24	74	0
Opponents	86	3633	42.2	9	19	70	0

PUNT RETURNS	NO	FC	YDS	AVG	LG	TD
Fryar	38	8	398	10.5	30	0
Bowman	0	1	0	0.0	0	0
Patriots	38	9	398	10.5	30	0
Opponents	37	17	217	5.9	19	0

PASSING	ATT	CMP	YARDS	CMP%	YDS/ATT	TD	TD%	INT	INT%	LG	SK/YDS	RATING
Flutie	179	92	1150	51.4	6.42	8	4.5	10	5.6	80t	11/65	63.3
Grogan	140	67	834	47.9	5.95	4	2.9	13	9.3	41t	8/77	37.6
Eason	43	28	249	65.1	5.79	0	0.0	2	4.7	26	2/12	61.1
Ramsey	27	12	100	44.4	3.70	0	0.0	3	11.1	23	2/6	15.0
Patriots	389	199	2333	51.2	5.99	12	3.1	28	7.2	80t	23/160	50.0
Opponents	436	234	2801	53.7	6.42	13	2.9	20	4.6	51t	29/219	64.4

FIELD GOALS	1-19	20-29	30-39	40-49	50+
Staurovsky	0/0	3/4	4/5	0/2	0/0
Garcia	0/0	2/3	1/3	2/5	1/2
Patriots	0/0	5/7	5/8	2/7	1/2
Opponents	0/0	6/7	5/5	5/11	1/3

Garcia: (47wl,39G,24G,47G) (50G,23G) (-) (-) (31wl) (43G,42wl) (43wr) (25wl, 52wl,39B).
Staurovsky: (35G) (-) (-) (22G,34G) (43G,27wl) (34G,22G) (36s, 27G) (32G, 40wl).

Opponents: (29G) (39G,24G) (38G, 44G,41G) (46wl,46wr,49G) (20G) (25G, 43wl) (-) (30G,35G,33G) (-) (51G) (47G, 48G) (27G,54wl,50wr,23wl) (28G) (47wr, 41wr) (40s) (-).

Starters: Offense: WR Stanley Morgan (14), Cedric Jones (1); LT Danny Villa (14), Trevor Matich (2); LG Sean Farrell (15), Paul Fairchild (1); C Mike Baab (12), T. Matich (4); RG Ron Wooten (15), P. Fairchild (1); RT Bruce Armstrong (16); TE Russ Francis (8), Lin Dawson (6), Steve Johnson (1), Willie Scott (1); WR Irving Fryar (14), C. Jones (1); QB Doug Flutie (9), Steve Grogan (4), Tony Eason (2), Tom Ramsey (1); RB John Stephens (14), Reggie Dupard (2); FB Robert Perryman (16); 2nd TE Steve Johnson (2).

Defense: LE Brent Williams (14), Milford Hodge (1), Kenneth Sims (1); NT Tim Goad (14), B. Williams (2); RE Garin Veris (9), M. Hodge (6), Edmund Nelson (1); LOLB Andre Tippet (11), Tim Jordan (5); LILB Ed Reynolds (14), Vincent Brown (2); RILB Johnny Rembert (15), V. Brown (1); ROLB Lawrence McGrew (15), Tim Jordan (1); LCB Ronnie Lippett (15), Rod McSwain (1); Raymond Clayborn (16); SS Roland James (15), Jim Bowman (1); FS Fred Marion (16).

1988 Coaching Staff: Don Blackmon, Staff Assistant, Jim Carr, Defensive Backfield, Bobby Grier, Offensive Backfield, Ray Hamilton, Asst. Defensive Line, Rod Humenuik, Asst. Head Coach/Offensive Line, Harold Jackson, Receivers, Eddie Khayat, Defensive Line, Guy Morris, Asst. Offensive Line, John Polonchek, QBs/Special Asst. to Head Coach, Dante Scarnecchia, Special Teams/TEs, Don Shinnick, Linebackers, Jerry Simmons, Strength/Conditioning, Les Steckel, Quarterbacks/Receivers.

Pro Bowl (3): RB John Stephens (1), LB Andre Tippet (5), LB Johnny Rembert (1).

1989 FINAL STATISTICS (5-11)

Head Coach: Raymond Berry • Fourth in AFC East • Home Stadium: Sullivan Stadium

DATE	W/L	SCORE	OPPONENT	ATTENDANCE
9/10	W	27-24	at N.Y. Jets	64,541
9/17	L	10-24	Miami	57,043
9/24	L	3-24	Seattle	48,025
10/01	L	10-31	at Buffalo	78,921
10/08	W	23-13	Houston	59,828
10/15	L	15-16	at Atlanta	39,697
10/22	L	20-37	at San Francisco	70,000
10/29	W	23-20	at Indianapolis OT	59,356
11/05	L	26-27	N.Y. Jets	53,366
11/12	L	24-28	New Orleans	47,680
11/19	W	33-24	Buffalo	49,663
11/26	L	21-24	at L.A. Raiders	38,747
12/03	W	22-16	Indianapolis	32,234
12/10	L	10-31	Miami	55,913
12/17	L	10-28	at Pittsburgh	26,594
12/24	L	20-24	L.A. Rams	37,940

Team Statistics

	PATS	OPP
TOTAL FIRST DOWNS	335	297
By Rushing	114	110
By Passing	87	176
By Penalty	34	11
Third Down: Md/Att.	32/240	72/199
Third Down: Eff.	98.3	36.2
Fourth Down: Md/Att.	10/29	5/12
Fourth Down: Eff.	34.5	41.7
TOTAL NET YARDS	5456	5644
Avg. per Game	341.0	352.8
Total Offensive Plays	1129	975
Avg. per Play	4.8	5.8
NET YARDS RUSHING	1749	1978
Total Rushing Plays	485	495
Avg. per Rush	3.6	4.0
Avg. per Game	109.3	123.6
NET YARDS PASSING	3707	3666
Avg. per Game	231.7	229.1
Sacked/Yards Lost	34/265	31/239
Gross Yards Passing	3972	3905
Att./Completions	610/302	449/259
Completion Pct.	49.5	57.7
Had Intercepted	27	16
PUNTS/AVERAGE	64/37.4	81/42.1
NET PUNTING AVG.	31.3	35.2
PENALTIES/YARDS	63/509	111/954
FUMBLES/BALLS LOST	26/12	22/12
TOUCHDOWNS	30	48
Rushing	12	19
Passing	17	27
Returns	1	2
Score by Periods	1 2 3 4 OT Total	0 0 0 0 0 391
Patriots	47 66 71 110 3	297
Opponents	82 144 58 107 0	391
SCORING	TD Ru Pa Rt PAT FG S TP	TD Ru Pa Rt PAT FG S TP
Davis	0 0 0 0 0 13/16 16/23 0 61	
Staurovsky	0 0 0 0 0 14/14 14/17 0 56	
Stephens	7 7 0 0 0 0 0 42	
C. Jones	6 6 0 0 0 0 0 36	
Dykes	5 0 5 0 0 0 0 30	
Fryar	3 0 3 0 0 0 0 18	
Morgan	3 0 3 0 0 0 0 18	
Perryman	2 2 0 0 0 0 0 12	
Allen	1 1 0 0 0 0 0 6	
Dupard	1 1 0 0 0 0 0 6	
Egu	1 1 0 0 0 0 0 6	
Hurst	1 0 0 1 0 0 0 6	
Patriots	30 12 17 1 27/30 30/40 0 297	
Opponents	48 19 27 2 46/48 19/26 0 391	

RUSHING	NO	YDS	AVG	LG	TD
Stephens	244	833	3.4	35t	7
Perryman	150	562	3.7	18	2
Flutie	16	87	5.4	22	0
Dupard	25	63	2.5	10	1
Allen	11	51	4.6	18	1
Wilson	7	42	6.0	11	0
Tatupu	11	38	3.5	20	0
Egu	3	20	6.7	15t	1
Martin	2	20	10.0	13	0
Grogan	9	19	2.1	7	0
Fryar	2	15	7.5	11	0
C. Jones	1	3	3.0	3	0
Eason	2	-2	-1.0	0	0
Wonsley	2	-2	-1.0	0	0

Patriots	485	1749	3.6	35t	12
Opponents	495	1978	4.0	58t	19

RECEIVING	NO	YDS	AVG	LG	TD
Sievers	54	615	11.4	46	0
Dykes	49	795	16.2	42	5
C. Jones	48	670	14.0	65t	6
Fryar	29	537	18.5	52	3
Perryman	29	195	6.7	16	0
Morgan	28	486	17.4	55t	3
Stephens	21	207	9.9	37	0
Martin	13	229	17.6	37	0
Dawson	12	101	8.4	17	0
Tatupu	10	54	5.4	11	0
Dupard	6	70	11.7	45	0
Cook	3	13	4.3	5	0
Patriots	302	3972	13.2	65t	17
Opponents	259	3905	15.1	74t	27

INTERCEPTIONS	NO	YDS	AVG	LG	TD
Hurst	5	31	6.2	16t	1
James	2	50	25.0	28	0
Marion	2	19	9.5	18	0
McSwain	1	18	18.0	18	0
Feggins	1	4	4.0	4	0
Coleman	1	1	1.0	1	0
Clayborn	1	0	0.0	0	0
Rembert	1	0	0.0	0	0
Brown	1	-1	-1.0	-1	0
McGrew	1	-4	-4	-4	0
Patriots	16	118	19.7	28	1
Opponents	27	338	12.5	55	2

PUNTING	NO	YDS	AVG	NET TB	IN20	LG	BLK
Feagles	63	2392	38.0	31.3	2	13	64
Patriots	64	2392	37.4	31.3	2	13	64
Opponents	81	3413	42.1	35.2	9	15	76

PUNT RETURNS	NO	FC	YDS	AVG	LG	TD
Martin	19	2	164	8.6	28	0
Tucker	13	1	102	7.8	25	0
Fryar	12	1	107	8.9	20	0
Hurst	1	0	6	6.0	6	0
Taylor	0	2	0	0.0	0	0
Patriots	45	6	379	8.4	28	0
Opponents	38	6	346	9.1	17	0

KICK RETURNS	NO	YDS	AVG	LG	TD
Martin	24	584	24.3	38	0
Tucker	13	270	20.8	37	0
Rice	11	242	22.0	46	0
Allen	6	124	20.7	29	0
Taylor	3	52	17.3	22	0
Wonsley	3	69	23.0	40	0
Egu	2	26	13.0	22	0
Hodge	2	19	9.5	11	0
Timpson	2	13	6.5	13	0
Fryar	1	47	47.0	47	0
Rehder	1	14	14.0	14	0
Tatupu	1	2	2.0	2	0
Patriots	69	1462	21.2	47	0
Opponents	61	1199	19.7	60	0

Sacks: B. Williams 8.0, Jeter 7.0, McGrew 4.5, Brown 4.0, Sims 3.0, Rembert 2.5, Goad 1.0, Team 1.0. Patriots 31.0, Opponents 34.0.

Field Goals	1-19	20-29	30-39	40-49	50+
Davis	0/0	3/3	6/9	5/9	2/2
Staurovsky	0/0	4/4	5/7	4/5	1/1
Patriots	0/0	7/7	11/16	9/14	3/3
Opponents	3/3	6/7	8/10	2/4	0/2

Davis: (-) (40wr,28G) (35G) (35G,37wl) (30G, 45s,34G,43G) (52G,32G,32G) (49G,21G) (47G, 38wr,48G,46wr,51G) (47G,43wr,26G, 39s).

Staurovsky: (44G) (34G,24G,34G, 38G) (-) (40wr,44G,37G,34s, 24G,50G,23G) (36G) (20G, 37ng) (44G,48G).

Opponents: (40G) (31G) (23G) (36G) (46G, 22G) (30G,30G,40wr,22G) (33b, 23G,45b) (32G, 39G) (18G,23G) (-) (24wr,31G) (45wl, 32G) (18) (23) (-) (19G, 50s,50wl).

Starters: Offense: WR Stanley Morgan (10), Hart Lee Dykes (6); LT Danny Villa (13), David Viane (3); LG Sean Farrell (15), D. Villa (1); C Mike Baab (16); RG Paul Fairchild (15), D. Villa (1); RT Bruce Armstrong (16); TE Lin Dawson (13), Eric Sievers (3); WR Cedric Jones (11), Irving Fryar (4), Sammy Martin (1); QB Steve Grogan (6), Tony Eason (3), Marc Wilson (3), Doug Flutie (3); RB John Stephens (12), Reggie Dupard (2); FB Robert Perryman (14); 3rd WR I. Fryar (1), C. Jones (1); 2nd TE E. Sievers (2).

Defense: LE Ken Sims (15), Milford Hodge (1); NT Tim Goad (16); RE Brent Williams (16); LOLB Johnny Rembert (8), Jim Jordan (4); Vincent Brown (2), Bruce Scholtz (2); LILB Ed Reynolds (16) RILB V. Brown (8), J. Rembert (8); ROLB Lawrence McGrew (16); LCB Maurice Hurst (14), Rod McSwain (2); RCB Raymond Clayborn (14), R. McSwain (2); SS Roland James (14), Jim Bowman (2); FS Fred Marion (16).

1989 Coaching Staff: Don Blackmon, Linebackers, Jim Carr, Defensive Backfield, Bobby Grier, Offensive Backfield, Ray Hamilton, Asst. Defensive Line, Harold Jackson, Receivers, Eddie Khayat, Defensive Line, Guy Morris, Asst. Offensive Line, John Polonchek, QBs/Special Asst. to Head Coach, Keith Rowan, Special Teams, Don Shinnick, Linebackers, Jerry Simmons, Strength/Conditioning, Richard Wood, Receivers.

Pro Bowl (1): LB Johnny Rembert (2).

PASSING	ATT	CMP	YARDS	CMP%	YDS/ATT	TD	TD%	INT	INT%	LG	SK/YDS	RATING
Grogan	261	133	1697	51.0	6.50	9	3.4	14	5.4	55t	8/64	60.8
Wilson	150	75	1006	50.0	6.71	3	2.0	5	3.3	65t	10/71	64.5
Eason	105	57	761	54.3	7.25	3	2.9	4	3.8	45	10/78	71.2
Flutie	91	36	493	39.6	5.42	2	2.2	4	4.4	36	6/52	46.6
Feagles	2	0	0	0.0	0.0	0	0.0	0	0.0	0	0/0	39.6
Tatupu	1	1	15	100.0	15.00	0	0.0	0	0.0	15	0/0	147.9
Patriots	610	302	3972	49.5	6.51	17	2.8	27	4.4	65t	34/265	61.3
Opponents	449	259	3905	57.7	8.70	27	6.0	16	3.6	74t	31/239	91.6

1990 FINAL STATISTICS (1-15)

Head Coach: Rod Rust • Fifth in AFC East • Home Stadium: Foxboro Stadium

DATE	W/L	SCORE	OPPONENT	ATTENDANCE
9/09	L	24-27	Miami	45,305
9/16	W	16-14	at Indianapolis	49,256
9/23	L	7-41	at Cincinnati	56,470
9/30	L	13-37	N.Y. Jets	36,724
10/07	L	20-33	Seattle	39,735
10/14			BYE WEEK	
10/18	L	10-17	at Miami	62,630
10/28	L	10-27	Buffalo	51,959
11/04	L	20-48	at Philadelphia	65,514
11/11	L	10-13	Indianapolis	28,924
11/18	L	0-14	at Buffalo	74,720
11/25	L	14-34	at Phoenix	30,110
12/02	L	7-37	Kansas City	26,280
12/09	L	3-24	at Pittsburgh	48,354
12/15	L	10-25	Washington	22,286
12/23	L	7-42	at N.Y. Jets	30,250
12/30	L	10-13	N.Y. Giants	60,410

Team Statistics

	PATS	OPP
TOTAL FIRST DOWNS	239	307
By Rushing	65	151
By Passing	156	139
By Penalty	18	17
Third Down: Md/Att.	86/227	84/192
Third Down: Eff.	37.9	43.8
Fourth Down: Md/Att.	2/12	7/13
Fourth Down: Eff.	16.7	53.8
POSSESSION AVG.	28:21	31:39
TOTAL NET YARDS	4163	5697
Avg. per Game	260.2	356.1
Total Offensive Plays	955	972
Avg. per Play	4.4	5.9
NET YARDS RUSHING	1398	2676
Total Rushing Plays	383	565
Avg. per Game	87.4	167.3
NET YARDS PASSING	2765	3021
Avg. per Game	172.8	188.8
Sacked/Yards Lost	58/443	33/224
Gross Yards Passing	3208	3245
Att./Completions	514/274	374/218
Completion Pct.	53.3	58.3
Had Intercepted	20	14
PUNTS/AVERAGE	92/40.8	56/40.8
NET PUNTING AVG.	33.6	36.6
PENALTIES/YARDS	99/742	73/488
FUMBLES/BALLS LOST	33/16	25/18
TOUCHDOWNS	19	52
Rushing	4	29
Passing	4	21
Returns	1	2
Score by Periods	1 2 3 4 OT Total	
Patriots	30 81 30 40 0	181
Opponents	120 128 88 110 0	446

SCORING	TD	Ru	Pa	Rt	PAT	FG	S	TP
Stavrovsky	0	0	0	0	19/19	16/22	0	67
Cook	5	0	5	0	0	0	0	30
Fryar	4	0	4	0	0	0	0	24
Stephens	3	2	1	0	0	0	0	18
Dykes	2	0	2	0	0	0	0	12
Adams	1	0	1	0	0	0	0	6
Allen	1	1	0	0	0	0	0	6
Martin	1	0	1	0	0	0	0	6
Perryman	1	1	0	0	0	0	0	6
B. Williams	1	0	0	1	0	0	0	6
Patriots	19	4	14	1	19/19	16/22	0	181
Opponents	54	29	21	2	51/52	27/31	1	446

RUSHING	NO	YDS	AVG	LG	TD
Stephens	212	808	3.8	26	2
Allen	63	237	3.8	29	1
Adams	28	111	4.0	13	0
Perryman	32	97	3.0	13	1
Hodson	12	79	6.6	23	0
Tatupu	16	56	3.5	15	0
Overton	5	5	1.0	6	0
Wilson	5	7	1.4	6	0
Morris	2	4	2.0	3	0
Gannon	1	0	0.0	0	0
Hansen	1	0	0.0	0	0
Fryar	2	-4	-2.0	-1	0
Grogan	4	-5	-1.3	0	0
Patriots	383	1398	3.7	29	4
Opponents	265	2676	4.7	80t	29

RECEIVING	NO	YDS	AVG	LG	TD
Fryar	54	856	15.9	56	4
Cook	51	455	8.9	35t	5
Dykes	34	549	16.1	35t	2
Stephens	28	196	7.0	43	1
McMurtry	22	240	10.9	26	0
Jones	21	301	14.3	26	0
Adams	16	146	9.1	28	1
Perryman	15	88	5.9	15	0
Sievers	8	77	9.6	25	0
Mowatt	6	67	11.2	16	0
Allen	6	48	8.0	19	0
Timpson	5	91	18.2	42	0
Martin	4	65	16.3	19t	1
Overton	2	19	9.5	15	0
Tatupu	2	10	5.0	6	0
Patriots	274	3208	11.7	56	14
Opponents	218	3245	14.9	86t	21

INTERCEPTIONS	NO	YDS	AVG	LG	TD
Lippett	4	94	23.5	73	0
Hurst	4	61	15.3	36	0
Marion	4	17	4.3	16	0
Rembert	2	22	11.0	11	0
Patriots	14	194	13.9	73	0
Opponents	20	143	7.2	42	0

PUNTING	NO	YDS	AVG	NET	TB	IN20	LG	BLK
Hansen	90	3752	41.7	33.6	8	18	69	2
Patriots	92	3752	40.8	33.6	8	18	69	2
Opponents	56	2282	40.8	36.5	5	17	70	1

PUNT RETURNS	NO	FC	YDS	AVG	LG	TD
Fryar	28	10	133	4.8	17	0
Martin	1	0	1	1.0	1	0
Patriots	29	10	134	4.6	17	0
Opponents	50	13	503	10.1	34	0

KICK RETURNS	NO	YDS	AVG	LG	TD
Martin	25	515	20.6	38	0
Allen	11	168	15.3	34	0
Morris	11	202	18.4	22	0
Robinson	11	211	19.2	27	0
Overton	10	188	18.8	23	0
Timpson	3	62	20.7	26	0
PColeman	2	18	9.0	12	0
Jones	2	24	12.0	13	0
Adams	1	7	7.0	7	0
McSwain	1	0	0.0	0	0
Patriots	77	1395	18.1	38	0
Opponents	38	665	17.5	38	0

Sacks: Williams, B. 6.0, Tippett 3.5, Hobby 3.0, Singleton, 3.0, Agnew 2.5, Brown 2.5, Goad 2.5, McSwain 2.0, Veris 2.0, Williams, E. 2.0, Smith 1.5, Rembert 1.0, Reynolds 1.0, Gannon 0.5. Patriots 33.0, Opponents 58.0.

FIELD GOALS	1-19	20-29	30-39	40-49	50+
Stavrovsky	1/1	3/3	3/3	3/8	1/4
Patriots	1/1	3/3	3/3	8/11	1/4
Opponents	4/4	6/6	9/10	6/7	2/4

Stavrovsky: (42G,57s) (49w)39G, 27G, 25G) (-) (46G, 40G) (53G,48G) (41G, 52ng) (32G) (39G,49ng,44G) (29G) (-) (-) (-) (-) (49G) (42G) (50w) (19G,42w).

Opponents: (31G,37G) (-) (46G,23G) (24G,18G,46G) (31G,19G,55w) (47G) (35G,35G) (27G,34G) (54G,38G) (30w) (50ng,29G,50G) (19G,32G,45G) (42G) (19G,38G,26G) (-) (44G,41w,27G).

Starters: Offense: WR Irving Fryar (15), Cedric Jones (1); LT Bruce Armstrong (16); LG Chris Gambol (14), David Douglas (2); C Danny Villia (8), Gene Chilton (3), D. Douglas (3), Paul Fairchild (2); RG Damian Johnson (16); RT D. Villa (8); David Viane (4), Stan Clayton (3), C. Gambol (1); TE Marv Cook (16); WR Hart Lee Dykes (10), Greg McMurtry (5), C. Jones (1); QB Tommy Hodson (6), Marc Wilson (6), Steve Grogan (4); RB John Stephens (14), George Adams (1), Marvin Allen (1); FB Robert Perryman (7), G. Adams (6), M. Allen (2), 2nd TE Eric Sievers (1).

Defense: LE Brent Williams (15), Marion Hobby (1); NT Tim Goad (16), RE Ray Agnew (9), M. Hobby (3), Garin Veris (2), Chris Gannon (2); LOLB Andre Tippett (7), Vincent Brown (6), Chris Singleton (1), Richard Tardits (1), Ed Williams (1); LILB Richard Harvey (8), Johnny Rembert (5), V. Brown (3); RILB E. Reynolds (12), V. Brown (2), B. Williams (1), M. Hobby (1); ROLB A. Tippett (6), V. Brown (3), C. Singleton (3), E. Williams (2), R. Harvey (1), Ila Jarostchuk (1); LCB Ronnie Lippett (16); RCB Maurice Hurst (16); Rod McSwain (12), Roland James (4); FS Fred Marion (16).

1990 Coaching Staff: Don Blackmon, Linebackers, Steve Crosby, Special Teams/Tight Ends, Bobby Grier, Offensive Backfield, Rod Humenuik, Offensive Line, Dale Lindsey, Defensive Line, Steve Nelson, Linebackers, John Polonchek, QBs/Special Asst. to Head Coach, Jimmy Raye, Offensive Coordinator/Quarterbacks, Jerry Simmons, Strength/Conditioning, Charlie Sumner, Defensive Coordinator/Secondary, Richard Wood, Receivers.

Pro Bowl (1): T Bruce Armstrong (1).

PASSING	ATT	CMP	YARDS	CMP%	YDS/ATT	TD	TD%	INT	INT%	LG	SK/YDS	RATING
Wilson	265	139	1625	52.5	6.13	6	2.3	11	4.2	36t	29/228	61.6
Hodson	156	85	968	54.5	6.21	4	2.6	5	3.2	56t	20/147	68.5
Grogan	92	50	615	54.3	6.68	4	4.3	3	3.3	48	9/68	76.1
Stephens	1	0	0	0.0	0.00	0	0.0	1	100.0	0	0/0	0.0
Patriots	514	274	3208	53.3	6.24	14	2.7	20	3.9	56	58/443	65.4
Opponents	374	218	3245	58.3	8.68	21	5.6	14	3.7	86t	33/224	89.9

1991 FINAL STATISTICS (6-10)

Head Coach: Dick MacPherson • Fourth in AFC East • Home Stadium: Foxboro Stadium

DATE	W/L	SCORE	OPPONENT	ATTENDANCE
9/01	W	16-7	at Indianapolis	49,961
9/08	L	0-20	Cleveland	35,377
9/15	L	6-20	at Pittsburgh	53,703
9/22	W	24-20	Houston	30,702
9/29	L	10-24	at Phoenix	26,043
10/06	L	10-20	Miami	49,749
10/13			BYE WEEK	
10/20	W	26-23	Minnesota OT	45,367
10/27	L	6-9	Denver	43,994
11/03	L	17-22	at Buffalo	78,278
11/10	L	20-30	at Miami	56,065
11/17	L	21-28	N.Y. Jets	30,743
11/24	W	16-13	Buffalo	47,053
12/01	L	3-20	at Denver	67,116
12/08	W	23-17	Indianapolis OT	20,131
12/15	W	6-3	at N.Y. Jets	55,689
12/22	L	7-29	at Cincinnati	46,394

Team Statistics

TOTAL FIRST DOWNS 259 312

By Rushing	93	94
By Passing	155	199
By Penalty	11	19
Third Down: Md/Att.	72/213	95/228
Third Down: Eff.	33.8	41.7
Fourth Down: Md/Att.	6/13	4/14
Fourth Down: Eff.	46.2	28.6

POSSESSION AVG. 29:27 30:33

TOTAL NET YARDS 4473 5431

Avg. per Game	279.6	339.4
Total Offensive Plays	977	1050
Avg. per Play	4.4	5.9

NET YARDS RUSHING 1467 1579

Total Rushing Plays	433	460
Avg. per Game	91.7	98.7

NET YARDS PASSING 3006 3852

Avg. per Game	187.9	240.8
Sacked/Yards Lost	63/436	25/183
Gross Yards Passing	3442	4035
Att./Completions	481/284	565/335
Completion Pct.	59.0	59.3
Had Intercepted	22	12

PUNTS/AVERAGE 82/39.0 69/42.2

NET PUNTING AVG. 34.6 36.2

PENALTIES/YARDS 97/667 83/608

FUMBLES/BALLS LOST 34/20 31/19

TOUCHDOWNS 22 31

Rushing	9	5
Passing	11	25
Returns	2	1

Score by Periods 1 2 3 4 OT Total

Patriots 40 55 23 84 9 211

Opponents 53 122 32 98 0 305

SCORING TD Ru Pa Rt PAT FG S TP

Staurovsky	0	0	0	0	10/11	13/19	0	49
Baumann	0	0	0	0	9/10	7/10	0	30
Russell	4	4	0	0	0	0	0	24
Cook	3	0	3	0	0	0	0	18
Fryar	3	0	3	0	0	0	0	18
Vaughn	3	2	0	1	0	0	0	18
McMurtry	2	0	2	0	0	0	0	12
Stephens	2	2	0	0	0	0	0	12
Timpson	2	0	2	0	0	0	0	12
Childress	1	0	0	1	0	0	0	6
Coates	1	0	1	0	0	0	0	6
Millen	1	1	0	0	0	0	0	6
Patriots	22	9	11	2	19/21	20/29	0	211
Opponents	31	5	25	1	30/31	29/42	1	305

RUSHING	NO	YDS	AVG	LG	TD
Russell	266	959	3.6	24	4
Stephens	63	163	2.6	13	2
Vaughn	31	146	4.7	23	2
Millen	31	92	3.0	14	1
Hunter	18	53	2.9	9	0
Allen	13	50	3.8	11	0
Fryar	2	11	5.5	9	0
Adams	2	3	1.5	2	0
Chilton	1	0	0.0	0	0
Hodson	4	0	0.0	0	0
Timpson	1	-4	-4.0	-4	0
Coates	1	-6	-6.0	-6	0
Patriots	383	1398	3.7	29	4
Opponents	460	1598	3.4	37	5

RECEIVING	NO	YDS	AVG	LG	TD
Cook	82	808	9.9	49	3
Fryar	68	1,014	14.9	56T	3
McMurtry	41	614	15.0	40	2
Timpson	25	471	18.8	60T	2
Russell	18	81	4.5	18	0
Stephens	16	119	7.4	24	0
Hunter	11	97	8.8	25	0
Coates	10	95	9.5	17	1
Vaughn	9	89	9.9	32	0
Carpenter	3	45	15.0	23	0
Allen	1	9	9.0	9	0
Patriots	284	3442	12.1	60T	11
Opponents	335	4035	12.0	65T	25

INTERCEPTIONS	NO	YDS	AVG	LG	TD
Hurst	3	21	7.0	21	0
Marion	2	33	16.5	33	0
Lippett	2	27	13.5	27	0
Henderson	2	2	1.0	2	0
Washington	2	0	0.0	0	0
Tippett	1	10	10.0	10	0
Patriots	12	93	7.8	33	0
Opponents	22	154	7.0	27	0

PUNTING	NO	YDS	AVG	NET TB	IN20	LG	BLK
McCarthy	66	2650	40.2	35.7	3	17	93
Wagner	14	548	39.1	29.1	0	0	54
Patriots	82	3198	39.0	34.6	3	17	93
Opponents	69	2909	42.2	36.2	10	16	71

PUNT RETURNS	NO	FC	YDS	AVG	LG	TD
Henderson	27	10	201	7.4	39	0
Fryar	2	4	10	5.0	10	0
Pool	1	0	0	0.0	0	0
Zackery	1	0	0	0.0	0	0
Patriots	31	14	211	6.8	39	0
Opponents	37	20	303	8.2	40	1

KICK RETURNS	NO	YDS	AVG	LG	TD
Vaughn	34	717	21.1	99T	1
Allen	8	161	20.1	31	0
Martin	8	178	22.3	26	0
Hobby	2	0	0.0	0	0
Timpson	2	37	18.5	21	0
Coates	1	6	6.0	6	0
Rakoczy	1	9	9.0	9	0
Rembert	0	0	0.0	0	0
Patriots	56	1108	19.8	99T	1
Opponents	51	850	16.7	49	0

Sacks: Tippett 8.5, Veris 4.0, B. Williams 3.5, Brown 3.0, Agnew 2.0, Hobby 2.0, Howard 1.0, Singleton 1.0. Patriots, 25.0, Opponents, 63.0.

FIELD GOALS	1-19	20-29	30-39	40-49	50+
Staurovsky	1/1	2/3	9/12	1/3	0/0
Baumann	0/0	2/2	1/3	4/4	0/1
Patriots	1/1	4/5	10/15	5/7	0/1
Opponents	2/2	12/14	7/7	8/17	0/2

Staurovsky: (35G,39G,36G) (-) (45n, 33G,28G) (33G) (38n,39G) (37G) (38G, 36n,42G) (20G,17G,25n) (46n,36G,35n).

Baumann: (44G,37G) (39n) (51b,46G, 32n) (23G) (24G) (45G,41G) (-).

Opponents: (44w,52w,42w,48b) (30G, 32G) (49G,32G) (28G,38G) (42N,47G) (47G,58n,25G) (23G,32G,47n,23G) (35G, 18G,47n,34G) (19G,47n,21G,42G) (21G, 42G,49n,44G) (-) (23G,29G) (20G, 24G) (43n,40G)(23n,23G,27n) (49G,25G).

Starters: Offense: WR Irving Fryar (15), Rob Carpenter (1); LT Bruce Armstrong (16); LG Elbert Crawford (16); C Gene Chilton (16); RG Danny Villa (10), Jon Melander (3), Gregg Rakoczy (2), Freddie Childress (1); RT Pat Harlow (16); TE Marv Cook (16); WR Greg McMurtry (12), Michael Timpson (2), Jon Vaughn (1); OB Hugh Millen (13), Tommy Hodson (3); RB Leonard Russell (15), John Stephens (1); FB Ivy Joe Hunter (11), J. Stephens (2); George Adams (1), J. Vaughn (1); 2nd TE Ben Coates (2).

Defense: LE Ray Agnew (9), Garin Veris (3), Brent Williams (3), Marion Hobby (1); NT Tim Good (15), Fred Smerlas (1); RE B. Williams (13), R. Agnew (1), Sean Smith (1), G. Veris (1); LOLB Andre Tippett (16); LILB Eugene Lockhart (13), RILB Vincent Brown (16); ROLB Chris Singleton (11), David Howard (5); LCB Ronnie Lippett (13), Tim Gordon (1), Jerome Henderson (1), Mickey Washington (1); RCB Maurice Hurst (14), M. Washington (2); SS Harry Colon, T. Gordon (1), M. Washington (1); FS Fred Marion (11), T. Gordon (5); 5th DB David Pool (3).

1991 Coaching Staff: Joel Collier Asst. Running Backs/ Receivers, Joe Collier, Defensive Coordinator, Dick Coury, Offensive Coordinator, Ivan Fears, Wide Receivers, Norm Gerber, Inside Linebackers, Bobby Grier, Offensive Backfield, Rod Humenuik, Offensive Line, Stan Jones, Defensive Line, Myrel Moore, Outside Linebackers, Dante Scarneccia, Special Teams/ TE's, Dave Uyras, Asst. Special Teams/Defensive Line, Charlie West, Defensive Backs.

Pro Bowl (2): T Bruce Armstrong (2), TE Marv Cook (1).

PASSING	ATT	CMP	YARDS	CMP%	YDS/ATT	TD	TD%	INT	INT%	LG	SK/YDS	RATING
Millen	409	246	3073	60.1	7.51	9	2.2	18	4.4	60t	54/379	72.5
Hodson	68	36	345	52.9	5.07	1	1.5	4	5.9	32	9/57	47.7
Vaughn	2	1	13	50.0	6.50	1	50.0	0	0.0	13t	0/0	110.4
Fryar	1	0	0	0.0	0.00	0	0	0	0	0	0/0	39.6
McCarthy	1	1	11	100.0	11.0	0	0.0	0	0.0	11	0/0	112.5
Patriots	481	284	3442	59.0	7.16	11	2.3	22	4.6	60t	63/436	69.7
Opponents	565	335	4035	59.3	7.14	25	4.4	12	2.1	65t	25/183	87.1

1992 FINAL STATISTICS (2-14)

Head Coach: Dick MacPherson • Fifth in AFC East • Home Stadium: Foxboro Stadium

DATE	W/L	SCORE	OPPONENT	ATTENDANCE
9/06			BYE WEEK	
9/13	L	0-14	at L.A. Rams	40,402
9/20	L	6-10	Seattle	42,327
9/27	L	7-41	Buffalo	52,527
10/4	L	21-30	at N.Y. Jets	60,108
10/11	L	12-24	San Francisco	54,126
10/18	L	17-38	at Miami	57,282
10/25	L	17-19	Cleveland	32,219
11/01	L	7-16	at Buffalo	78,268
11/08	L	14-31	New Orleans	45,413
11/15	W	37-34	at Indianapolis OT	42,631
11/22	W	24-3	N.Y. Jets	27,642
11/29	L	0-34	at Atlanta	54,494
12/06	L	0-6	Indianapolis	19,429
12/13	L	20-27	at Kansas City	52,208
12/20	L	10-20	at Cincinnati	45,355
12/27	L	13-16	Miami OT	34,726

Team Statistics

TOTAL FIRST DOWNS		215	292						
By Rushing		71	112						
By Passing		130	149						
By Penalty		14	31						
Third Down: Md/Att.	72/223	77/214							
Third Down: Eff.	32.3	36.0							
Fourth Down: Md/Att.	8/19	6/15							
Fourth Down: Eff.	42.1	40.0							
POSSESSION AVG.		28:28	31:32						
TOTAL NET YARDS		3584	5048						
Avg. per Game		224.0	315.5						
Total Offensive Plays		928	1000						
Avg. per Play		3.9	5.0						
NET YARDS RUSHING		1550	1951						
Total Rushing Plays		419	521						
Avg. per Game		96.6	121.9						
NET YARDS PASSING		2034	3097						
Avg. per Game		127.1	193.6						
Sacked/Yards Lost	65/458	20/114							
Gross Yards Passing	2492	3211							
Att./Completions	444/244	459/258							
Completion Pct.	55.0	56.2							
Had Intercepted	19	14							
PUNTS/AVERAGE		103/40.9	75/40.6						
NET PUNTING AVG.		35.4	35.3						
PENALTIES/YARDS		111/1051	90/673						
FUMBLES/BALLS LOST		43/26	30/15						
TOUCHDOWNS		25	40						
Rushing		6	15						
Passing		13	22						
Returns		6	3						
Score by Periods		1 2 3 4 OT	Total						
Patriots	61 51 32 58 3		205						
Opponents	84 80 88 108 3		363						
SCORING		TD	R	Pa	Rt	PAT	FG	S	TP
Baumann	0	0	0	0	22/24	11/17	0	55	
Fryar	4	0	4	0	0	0	0	24	
Coates	3	0	3	0	0	0	0	18	
Brown	2	0	2	0	0	0	0	12	
Cook	2	0	2	0	0	0	0	12	
Russell	2	2	0	0	0	0	0	12	
Stephens	2	2	0	0	0	0	0	12	
Turner	2	0	2	0	0	0	0	12	
Vaughn	2	1	0	1	0	0	0	12	
Gash	1	1	0	0	0	0	0	6	
Goad	1	0	0	1	0	0	0	6	
McMurtry	1	0	0	1	0	0	0	6	
Pool	1	0	0	1	0	0	0	6	
Singleton	1	0	0	1	0	0	0	6	
Timpson	1	0	1	0	0	0	0	6	
Patriots	25	6	13	6	22/25	11/17	0	205	
Opponents	40	15	22	3	40/40	27/41	1	363	

RUSHING	NO	YDS	AVG	LG	TD
Vaughn	113	451	4.0	36	1
Russell	123	390	3.2	23	2
Stephens	75	277	3.7	19	2
Lockwood	35	162	4.6	23	0
Millen	17	108	6.4	26	0
Zolak	18	71	3.9	19	0
Turner	10	40	4.0	11	0
Carlson	11	32	2.9	7	0
Hodson	5	11	2.2	5	0
Gash	5	7	1.4	4	1
Fryar	1	6	6.0	6	0
McMurtry	2	3	1.5	2	0
Coates	1	2	2.0	2	0
McCarthy	3	-10	-3.3	0	0
Patriots	419	1550	3.7	36	6
Opponents	521	1951	3.7	53	15

RECEIVING	NO	YDS	AVG	LG	TD
Fryar	55	791	14.4	54	4
Cook	52	413	7.9	27	2
McMurtry	35	424	12.1	65	1
Timpson	26	315	12.1	25	1
Stephens	21	161	7.7	32	0
Coates	20	171	8.6	22	3
Vaughn	13	84	6.5	28	0
Russell	11	24	2.2	12	0
Turner	7	52	7.4	19	2
Stanley	3	63	21.0	36	0
Hodson	1	-6	-6.0	-6	0
Patriots	244	2492	10.2	65	13
Opponents	258	3211	12.4	56	22

INTERCEPTIONS	NO	YDS	AVG	LG	TD
Henderson	3	43	14.3	34	0
Hurst	3	29	9.7	27	0
Pool	2	54	27.0	41	1
Robbins	2	27	13.5	20	0
Singleton	1	82	82.0	82	1
Brown	1	49	49.0	49	1
Howard	1	1	1.0	1	0
Smith	1	0	0.0	0	0
Patriots	14	285	20.4	82	3
Opponents	19	232	12.2	47	0

PUNTING	NO	YDS	AVG	NET BT	IN20	LG	BLK
McCarthy	103	4212	40.9	35.4	4	18	61
Patriots	103	4212	40.9	35.4	4	18	61
Opponents	75	3045	40.6	35.3	6	27	59

PUNT RETURNS	NO	FC	YDS	AVG	LG	TD
Stanley	28	17	227	8.1	50	0
Timpson	8	2	47	5.9	14	0
Lambert	1	0	0	0.0	0	0
Fryar	0	1	0	0.0	0	0
Patriots	37	20	274	7.4	50	0
Opponents	59	21	484	8.2	53	1

Sacks: Tippet 7.0, B. Williams 4.0, Goad 2.5, Agnew 1.0, Edwards 1.0, Howard 1.0, Lambert 1.0, Rember 1.0, Sabb 1.0, Brown 0.5. Patriots 20.0, Opponents 65.0.

KICK RETURNS	NO	YDS	AVG	LG	TD
Stanley	29	529	18.2	40	0
Vaughn	20	564	28.2	100	1
Lockwood	11	233	21.2	36	0
Timpson	2	28	14.0	28	0
Hobby	1	11	11.0	11	0
Turner	1	11	11.0	11	0
Patriots	64	1376	21.5	100	1
Opponents	45	749	16.6	39	0

FIELD GOALS	1-19	20-29	30-39	40-49	50+
Baumann	2/2	4/4	3/7	2/4	0/0
Patriots	2/2	4/4	3/7	2/4	0/0
Opponents	0/0	9/10	11/16	6/12	1/3

Baumann: (38n) (-) (-) (39n) (24G, 44G) (19G, 44b) (30G) (-) (-) (36G, 44G, 18G) (32G) (48n) (37n) (38n) (27G) (25G, 29G).

Opponents: (47n, 39n, 25n) (25G, 33n) (42G, 30G) (37G, 40G, 47G) (51n, 36G) (34G) (29G, 28G, 21G, 54n, 44n, 31n, 32G) (-) (46G) (35n, 42n, 48G, 33G) (27G) (43n, 26G, 54G) (31n, 30G, 48G) (30G, 26G) (47n, 42n, 21G, 39G) (38G, 23G, 35G).

Starters: Offense: WR Irving Fryar (14), Michael Timpson (2); LT Bruce Armstrong (8), Pat Harlow (8); LG Reggie Redding (14), Calvin Stephens (1), Larry Williams (1); C Gene Chilton (16); RG L. Williams (8), Eugene Chung (6), Gregg Rakoczy (2); RT P. Harlow (8), E. Chung (8); TE Marv Cook (15), Ben Coates (1); WR Greg McMurtry (15); QB Hugh Millen (7), Scott Zolak (4), Tommy Hodson (3), Jeff Carlson (2); RB Leonard Russell (10), Jon Vaughn (5), John Stephens (1); FB J. Stephens (15), Kevin Turner (1); 3rd TE B. Coates (1).

Defense: LE Ray Agnew (14), Tim Edwards (1), Marion Hobby (1); NT Tim Goad (16); RE Brent Williams (15), M. Hobby (1); LOLB Andre Tippett (13), Dwayne Sabb (2), Vincent Brown (1); LILB V. Brown (12), Johnny Rember (2), David Howard (1), Eugene Lockhart (1); RILB J. Rember (8), E. Lockhart (7); ROLB D. Howard (9), Chris Singleton (7); LCB David Pool (14), Jerome Henderson (2); RCB Maurice Hurst (16); SS Tim Gordon (7), Reggie Robbins (6), Roger Brown (2); J. Henderson (1); FS R. Robbins (9), J. Henderson (6), R. Brown (1).

1992 Coaching Staff: Joel Collier, Asst. Running Backs/ Receivers, Joe Collier, Defensive Coordinator, Dick Coury, Offensive Coordinator, Ivan Fears, Wide Receivers, Norm Gerber, Inside Linebackers, Bobby Grier, Offensive Backfield, Rod Humenuik, Offensive Line, Stan Jones, Defensive Line, Myrel Moore, Outside Linebackers, Dante Scarnecchia, Special Teams/TE's, Dave Uyrus, Asst. Special Teams/ Defensive Line, Charlie West, Defensive Backs.

Pro Bowl (1): TE Marv Cook (2).

PASSING	ATT	CMP	YARDS	CMP%	YDS/ATT	TD	TD%	INT	INT%	LG	SK/YDS	RATING
Millen	203	124	1203	61.1	5.93	8	3.9	10	4.9	39	33/204	70.3
Zolak	100	52	561	52.0	5.61	2	2.0	4	4.0	65	17/137	58.8
Hodson	91	50	496	54.9	5.45	2	2.2	2	2.2	54	12/96	68.8
Carlson	49	18	232	36.7	4.73	1	2.0	3	6.1	40	3/21	33.7
McMurtry	1	0	0	0.0	0.00	0	0.0	0	0.0	0	0/0	39.6
Patriots	444	244	2492	55.0	5.61	13	2.9	19	4.3	65	65/458	63.2
Opponents	459	258	3211	56.2	7.00	22	4.8	14	3.1	56	20/114	81.3

1993 FINAL STATISTICS (5-11)

Head Coach: Bill Parcells • Fourth in AFC East • Home Stadium: Foxboro Stadium

DATE	W/L	SCORE	OPPONENT	ATTENDANCE
9/05	L	14-38	at Buffalo	79,751
9/12	L	16-19	Detroit OT	54,151
9/19	L	14-17	Seattle	50,392
9/26	L	7-45	at N.Y. Jets	64,836
10/03			BYE WEEK	
10/10	W	23-21	at Phoenix	36,115
10/17	L	14-28	Houston	51,037
10/24	L	9-10	at Seattle	56,526
10/31	L	6-9	at Indianapolis	46,522
11/07	L	10-13	Buffalo OT	54,326
11/14			BYE WEEK	
11/21	L	13-17	at Miami	59,982
11/28	L	0-6	N.Y. Jets	42,810
12/05	L	14-17	at Pittsburgh	51,358
12/12	W	7-2	Cincinnati	29,794
12/19	W	20-17	at Cleveland	48,618
12/26	W	38-0	Indianapolis	26,571
1/02	W	33-27	Miami OT	53,883

Team Statistics

	PATS	OPP
TOTAL FIRST DOWNS	315	269
By Rushing	116	97
By Passing	169	161
By Penalty	30	11
Third Down: Md/Att.	92/237	96/231
Third Down: Eff.	38.8	41.6
Fourth Down: Md/Att.	13/27	5/13
Fourth Down: Eff.	48.1	38.5
POSSESSION AVG.	29:43	30:17
TOTAL NET YARDS	5065	4796
Avg. per Game	316.6	299.8
Total Offensive Plays	1091	1013
Avg. per Play	4.6	4.7
NET YARDS RUSHING	1780	1951
Total Rushing Plays	502	505
Avg. per Game	111.3	121.9
NET YARDS PASSING	3285	2845
Avg. per Game	205.3	177.8
Sacked/Yards Lost	23/127	34/242
Gross Yards Passing	3412	3087
Att./Completions	566/289	474/280
Completion Pct.	51.1	59.1
Had Intercepted	24	13
PUNTS/AVERAGE	76/40.7	90/41.2
NET PUNTING AVG.	34.8	34.7
PENALTIES/YARDS	65/468	111/803
FUMBLES/BALLS LOST	30/10	20/9
TOUCHDOWNS	26	32
Rushing	9	9
Passing	17	20
Returns	0	3
Score by Periods	1 2 3 4 OT Total	
Patriots	33 60 54 85 6	238
Opponents	41 103 26 110 6	286

SCORING	TD	Ru	Pa	Rt	PAT	FG	S	TP
Sisson	0	0	0	0	15/15	14/26	0	57
Coates	8	0	8	0			0	48
Russell	7	7	0	0			0	42
Bahr	0	0	0	0	10/10	5/5	0	25
Brisby	2	0	2	0			0	12
Timpson	2	0	2	0			0	12
Turner	2	0	2	0			0	12
Cook	1	0	1	0			0	6
Crittenden	1	0	1	0			0	6
Croom	1	1	0	0			0	6
Gash	1	1	0	0			0	6
McMurtry	1	0	1	0			0	6
Patriots	26	9	17	0	25/25	19/31	0	238
Opponents	32	9	20	3	32/32	20/24	1	286

RUSHING	NO	YDS	AVG	LG	TD
Russell	300	1088	3.6	21	7
Turner	50	231	4.6	49	0
Croom	60	198	3.3	22	1
Gash	48	149	3.1	14	1
Bledsoe	32	82	2.6	15	0
Secules	8	33	4.1	13	0
Saxon	2	2	1.0	2	0
Zolak	1	0	0.0	0	0
Crittenden	1	-3	-3.0	-3	0
Patriots	502	1780	3.5	49	9
Opponents	505	1951	3.9	57	9

RECEIVING	NO	YDS	AVG	LG	TD
Coates	53	659	12.4	54t	8
Brisby	45	626	13.9	39	2
Timpson	42	654	15.6	48	2
Turner	39	333	8.5	26	2
Russell	26	245	9.4	69	0
McMurtry	22	241	11.0	20	1
Cook	22	154	7.0	17	1
Crittenden	16	293	18.3	44	1
Gash	14	93	6.6	15	0
Croom	8	92	11.5	21	0
T. Brown	2	22	11.0	14	0
Patriots	289	3412	11.8	82	17
Opponents	280	3087	11.0	56	20

INTERCEPTIONS	NO	YDS	AVG	LG	TD
Hurst	4	53	13.3	24	0
Wren	3	-7	-2.3	2	0
Barnett	1	40	40.0	40	0
V. Brown	1	24	24.0	24	0
Collins	1	8	8.0	8	0
Thompson	1	4	4.0	4	0
Lambert	1	0	0.0	0	0
Ray	1	0	0.0	0	0
Patriots	13	122	9.4	40	0
Opponents	24	201	8.4	34	1

PUNTING	NO	YDS	AVG	NET TB	IN20	LG	BLK
Saxon	73	3096	42.4	34.8	7	25	59
Patriots	76	3096	40.7	34.8	7	25	59
Opponents	90	3709	41.2	34.7	6	19	58

PUNT RETURNS	NO	FC	YDS	AVG	LG	TD
T. Brown	25	9	224	9.0	19	0
Harris	23	4	201	8.7	21	0
Crittenden	2	1	37	18.5	30	0
Smith	1	0	0	0.0	0	0
Patriots	51	14	462	9.1	30	0
Opponents	34	6	313	9.2	47	1

KICK RETURNS	NO	YDS	AVG	LG	TD
Crittenden	23	478	20.8	44	0
T. Brown	15	243	16.2	29	0
Harris	6	90	15.0	19	0
Sabb	2	0	0.0	0	0
Cook	1	8	8.0	8	0
Coates	0	0	0.0	0	0
Patriots	47	819	17.4	44	0
Opponents	44	921	20.9	42	0

Sacks: Slade 9.0, Tippet 8.5, A. Jones 3.5, Pitts 3.0, Sabb 2.0, Williams 2.0, Agnew 1.5, Brown 1.0, Collins 1.0, Hurst 1.0, Thompson 1.0, Goad 0.5. Patriots, 34.0, Opponents, 23.0.

FIELD GOALS	1-19	20-29	30-39	40-49	50+
Sisson	1/1	8/13	3/4	2/6	0/2
Bahr	1/1	1/1	3/3	0/0	0/0
Patriots	2/2	9/14	6/7	2/6	0/2
Opponents	0/0	12/12	7/7	1/2	0/3

Sisson: (-) (26G,21G,32G,28wr) (54s) (-) (37wl,29G,23G,31G) (42b) (48s,41wr, 36G,25G,19G) (40G,45wl,26G) (28wr, 27G) (28G,26wl,40G) (54wl,28b) (-) (27wr).

Bahr: (23G,34G) (19G) (31G,37G).

Opponents: (28G) (52wr,22G,26G,23G, 38G) (52wl,24G) (53wl,42G) (-) (-) (30G) (27G,38G,37G) (40wl,27G,32G) (23G) (33G,23G) (35G) (-) (23G) (-) (29G,24G).

Starters: Offense: WR Vincent Brisby (12), Ray Crittenden (1); LT Bruce Armstrong (16); LG Eugene Chung (16); C Mike Arthur (12), Bill Lewis (5); RG Rich Baldinger (15), Todd Rucci (1); RT Pat Harlow (16); TE Marv Cook (12), Ben Coates (4); WR Greg McMurtry (8), Michael Timpson (7); QB Drew Bledsoe (12), Scott Secules (4); RB Leonard Russell (15), Corey Croom (1); FB Kevin Turner (9), Sam Gash (4); 2nd TE B. Coates (6); 3rd WR R. Crittenden (1).

Defense: LE Mike Pitts (15), Ray Agnew (1); NT Tim Goad (15); RE John Washington (13), Brent Williams (2); LOLB Andre Tippet (16); LILB Vincent Brown (16); RILB Todd Collins (12), Chris Singleton (4); ROLB Dwayne Sabb (7), Chris Slade (5), Aaron Jones (1); LCB Rod Smith (7), Daryl Wren (5), Reyna Thompson (4); RCB Maurice Hurst (16); SS Corwin Brown (12), Adrian White (4); FS Harlon Barnett (12), Dion Lambert (3), Terry Ray (1).

1993 Coaching Staff: Dave Atkins, Offensive Backs, Romeo Crennel, Defensive Line, Al Groh, Defensive Coordinator/Linebackers, Fred Hoaglin, Offensive Line, Chris Palmer, Wide Receivers, Johnny Parker, Strength/Conditioning, Ray Perkins, Offensive Coordinator, Dante Scarnecchia, Special Assistant, Mike Sweetman, Special Teams, Bob Trott, Defensive Backs, Charlie Weis, Tight Ends.

Pro Bowl (0)

PASSING	ATT	CMP	YARDS	CMP%	YDS/ATT	TD	TD%	INT	INT%	LG	SK/YDS	RATING
Bledsoe	429	214	2494	49.9	5.81	15	3.5	15	3.5	54t	16/99	65.0
Secules	134	75	918	56.0	6.85	2	1.5	9	6.7	82	7/28	54.3
Zolak	2	0	0	0.0	0.00	0	0.0	0	0.0	0	0/0	39.6
Turner	1	0	0	0.0	0.00	0	0.0	0	0.0	0	0/0	39.6
Patriots	566	289	3412	51.1	6.03	17	3.0	24	4.2	82	23/127	62.1
Opponents	474	280	3087	59.1	6.51	20	4.2	13	2.7	56	34/242	61.1

1994 FINAL STATISTICS (10-6)

Head Coach: Bill Parcells • Second in AFC East (Wild Card Playoff Qualifier) • Home Stadium: Foxboro Stadium

DATE	W/L	SCORE	OPPONENT	ATTENDANCE
9/04	L	35-39	at Miami	69,613
9/11	L	35-38	Buffalo	60,274
9/18	W	31-28	at Cincinnati	46,640
9/25	W	23-17	at Detroit	59,618
10/02	W	17-16	Green Bay	57,522
10/09	L	17-21	L.A. Raiders	59,889
10/16	L	17-24	at N.Y. Jets	71,123
10/23			BYE WEEK	
10/30	L	3-23	Miami	59,167
11/06	L	6-13	at Cleveland	73,878
11/13	W	26-20	Minnesota OT	58,382
11/20	W	23-17	San Diego	59,690
11/27	W	12-10	at Indianapolis	43,839
12/04	W	24-13	N.Y. Jets	60,138
12/11	W	28-13	Indianapolis	57,656
12/18	W	41-17	at Buffalo	56,784
12/24	W	13-7	at Chicago	60,178
AFC PLAYOFFS				
1/01	L	13-20	at Cleveland	77,452

Team Statistics

	PATS	OPP
TOTAL FIRST DOWNS	348	280
By Rushing	83	86
By Passing	243	173
By Penalty	22	21
Third Down: Md/Att.	106/257	72/215
Third Down: Eff.	41.2	33.5
Fourth Down: Md/Att.	18/35	6/16
Fourth Down: Eff.	51.4	37.5
POSSESSION AVG.	32:08	27:52
TOTAL NET YARDS	5776	5207
Avg. per Game	361.0	325.4
Total Offensive Plays	1199	1006
Avg. per Play	4.8	5.2
NET YARDS RUSHING	1332	1760
Total Rushing Plays	478	422
Avg. per Game	83.3	110.0
NET YARDS PASSING	4444	3447
Avg. per Game	277.8	215.4
Sacked/Yards Lost	22/139	39/290
Gross Yards Passing	4583	3737
Att./Completions	699/405	545/298
Completion Pct.	57.9	54.7
Had Intercepted	27	22
PUNTS/AVERAGE	69/41.2	83/40.2
NET PUNTING AVG.	35.7	34.6
PENALTIES/YARDS	78/597	111/795
FUMBLES/BALLS LOST	28/11	34/18
TOUCHDOWNS	39	36
Rushing	12	11
Passing	25	21
Returns	2	4

Score by Periods	1	2	3	4	OT	TOTAL
Patriots	46	95	94	110	6	351
Opponents	53	133	56	70	0	312

SCORING	TD	Ru	Pa	Rt	PAT	FG	S	TP
Bahr	0	0	0	0	36/36	27/34	0	117
Butts	8	8	0	0	0	0	48	0
Coates	7	0	7	0	0	0	42	0
Thompson	7	2	5	0	0	0	42	0
Brisby	5	0	5	0	0	0	30	0
Crittenden	3	0	3	0	0	0	18	0
Timson	3	0	3	0	0	0	18	0
Turner	3	1	2	0	0	0	18	0
Reynolds	2	0	2	0	0	0	12	0
Thomas	1	1	0	0	0	0	6	0
O'Neill	0	0	0	0	0/0	0/1	0	0
Patriots	39	12	25	2	36/36	27/35	0	351
Opponents	36	11	21	4	32/33	20/25	0	312

2-Pt. Conversions: Patriots 0-2, Opp. 2-3.

RUSHING	NO	YDS	AVG	LG	TD
Butts	243	703	2.9	26	8
Thompson	102	312	3.1	13	2
Turner	36	111	3.1	13	1
Gash	30	86	2.9	10	0
Thomas	19	67	3.5	13	1
Bledsoe	44	40	0.9	7	0
Timson	2	14	7.0	10	0
Coates	1	0	0.0	0	0
Zolak	1	-1	-1.0	-1	0
Patriots	478	1332	2.8	26	12
Opponents	422	1760	4.2	52	11

RECEIVING	NO	YDS	AVG	LG	TD
Coates	96	1174	12.2	62t	7
Timson	74	941	12.7	37	3
Thompson	65	465	7.2	27t	5
Brisby	58	904	15.6	43	5
Turner	52	471	9.1	32	2
Crittenden	28	379	13.5	32	3
Burke	9	86	9.6	17	0
Gash	9	61	6.8	19	0
Butts	9	54	6.0	15	0
Hawkins	2	22	11.0	14	0
Thomas	2	15	7.5	9	0
Harris	1	11	11.0	11	0
Patriots	405	4583	11.3	62t	25
Opponents	298	3737	12.5	65t	21

INTERCEPTIONS	NO	YDS	AVG	LG	TD
Hurst	7	68	9.7	24	0
H. Barnett	3	51	17.0	24	0
V. Brown	3	22	7.3	12	0
Guyton	2	18	9.0	15	0
Smith	2	10	5.0	10	0
Sabb	2	6	3.0	5	0
Whigham	1	21	21.0	21	0
Reynolds	1	11	11.0	11t	1
Ray	1	2	2.0	2	0
Patriots	22	209	9.5	24	1
Opponents	27	252	9.3	90t	2

PUNTING	NO	YDS	AVG	NET BT	IN20	LG	BLK
O'Neill	69	2841	41.2	35.7	6	25	67
Patriots	69	2841	41.2	35.7	6	25	67
Opponents	83	3333	40.2	34.6	4	21	53

PUNT RETURNS	NO	FC	YDS	AVG	LG	TD
T. Brown	24	10	202	8.4	38	0
Crittenden	19	6	155	8.2	26	0
Harris	3	0	26	8.7	12	0
Patriots	46	16	383	8.3	38	0
Opponents	34	9	260	7.6	30	0

KICK RETURNS	NO	YDS	AVG	LG	TD
Crittenden	24	460	19.2	36	0
Thompson	18	376	20.9	30	0
Croom	10	172	17.2	24	0
Burke	3	11	3.7	6	0
Thomas	3	40	13.3	16	0
T. Brown	1	14	14.0	14	0
DeOssie	1	14	14.0	14	0
Gash	1	9	9.0	9	0
Guyton	1	-1	-1.0	-1	0
Timson	1	28	28.0	28	0
Patriots	63	1123	17.8	36	0
Opponents	63	1375	21.8	80t	1

Sacks: Slade 9.5, M. Jones 6.0, McGinest 4.5, A. Jones 4.0, Sabb, 3.5, Goad 3.0, Hurst 2.0, Reynolds 2.0, V. Brown 1.5, T. Barnett 1.0, Pitts 1.0, Agnew 0.5, Smith 0.5. Patriots 39.0, Opponents 22.0.

FIELD GOALS	1-19	20-29	30-39	40-49	50+
Bahr	0/0	14/14	9/12	4/8	0/0
O'Neill	0/0	0/0	0/0	0/1	0/0
Patriots	0/0	14/14	9/12	4/9	0/0
Opponents	0/0	5/5	5/8	8/10	2/2

Bahr: (-) (-) (43G, 24G, 28G, 35G) (20G, 28G, 21G) (48s, 32w, 33G) (24G) (40G) (48G) (20G, 39G) (38G, 39w, 23G) (44w, 39G, 48w, 38G, 23G) (22G, 37G, 25G, 42G) (33G) (36w) (33G, 20G) (29G, 22G, 46w).

O'Neill: (-) (-) (-) (-) (-) (-) (47s) (-) (-) (-) (-) (-) (-) (-) (-).

Opponents: (42G) (32G) (-) (27G) (27G) (-) (32w, 37G) (44G, 50G, 48G) (33G, 41G) (40G, 33G) (48s, 34G) (42w, 50G) (46G, 26G) (27G, 47G) (24G) (44G, 38B, 36w).

Starters: Offense: WR Vincent Brisby (11), Ray Crittenden (1); LT Bruce Armstrong (16); LG Bob Kratch (16); C Mike Arthur (11), Mike Gisle (5); RG Todd Rucci (10), Doug Skene (6); RT Pat Harlow (16); TE Ben Coates (16); WR Michael Timson (14), R. Crittenden (1); QB Drew Bledsoe (16); RB Marion Butts (15), Leroy Thompson (1); FB Kevin Turner (9), Sam Gash (6); 2nd TE John Burke (6).

Defense: LE Mike Pitts (16); NT Tim Goad (13), Ray Agnew (3); RE Mike Jones (16); LOLB Dwayne Sabb (8), Willie McGinest (7); LILB Vincent Brown (16); RILB Todd Collins (7), David Bavaro (5); Marty Moore (4); ROLB Chris Slade (16); LCB Ricky Reynolds (10), Rod Smith (6); RCB Maurice Hurst (16); SS Harlon Barnett (16); FS Myron Guyton (16); 5th DB R. Smith (1).

1994 Coaching Staff: Maurice Carthon, Offensive Assistant, Romeo Crennel, Defensive Line, Al Groh, Defensive Coordinator/ Linebackers, Fred Hoaglin, Offensive Line, Chris Palmer, Wide Receivers, Johnny Parker, Strength/Conditioning, Ray Perkins, Offensive Coordinator, Mike Pope, Running Backs, Dante Scarnechia, Special Assistant, Mike Sweatman, Special Teams, Bob Trott, Defensive Backs, Charlie Weis, Tight Ends.

Pro Bowl (3): T. Bruce Armstrong (3), QB Drew Bledsoe (1), TE Ben Coates (1).

PASSING	ATT	CMP	YARDS	CMP%	YDS/ATT	TD	TD%	INT	INT%	LG	SK/YDS	RATING
Bledsoe	691	400	4555	57.9	6.59	25	3.6	27	3.9	62t	22/139	73.6
Zolak	8	5	28	62.5	3.50	0	0.0	0	0.0	13	0/0	68.8
Patriots	699	405	4583	57.9	6.56	25	3.6	27	3.9	62t	22/139	73.5
Opponents	545	298	3737	54.7	6.86	21	3.9	22	4.0	65t	39/290	72.2

1995 FINAL STATISTICS (6-10)

Head Coach: Bill Parcells • Fourth in AFC East • Home Stadium: Foxboro Stadium

DATE	W/L SCORE	OPPONENT	ATTENDANCE
9/03	W 17-14	Cleveland	60,126
9/10	L 3-20	Miami	60,239
9/17	L 3-28	at San Francisco	66,179
9/24		BYE WEEK	
10/01	L 17-30	at Atlanta	47,114
10/08	L 3-37	Denver	60,074
10/15	L 26-31	at Kansas City	77,992
10/23	W 27-14	Buffalo	60,203
10/29	L 17-20	Carolina OT	60,064
11/05	W 20-7	at N.Y. Jets	61,462
11/12	W 34-17	at Miami	70,339
11/19	L 10-24	Indianapolis	59,544
11/26	W 35-25	at Buffalo	69,384
12/03	L 17-31	New Orleans	59,876
12/10	W 31-28	N.Y. Jets	46,617
12/16	L 27-41	at Pittsburgh	57,158
12/23	L 7-10	at Indianapolis	54,685

Team Statistics

	PATS	OPP
TOTAL FIRST DOWNS	335	308
Rushing	106	106
Passing	207	181
Penalty	22	21
3rd Down: Made/Att.	99/260	80/215
3rd Down %	38.1	37.2
4th Down: Made/Att.	17/39	7/13
4th Down %	43.6	53.8
POSSESSION AVG.	29:33	30:27
TOTAL NET YARDS	5457	5764
Avg. Per Game	341.1	360.3
Total Plays	1187	1034
Avg. Per Play	4.6	5.6
NET YARDS RUSHING	1866	1878
Avg. Per Game	116.6	117.4
Total Rushes	474	448
NET YARDS PASSING	3591	3886
Avg. Per Game	224.4	242.9
Sacked/Yds Lost	27/198	37/221
Gross Yards	3,789	4,107
Att./Completions	686/351	549/342
Completion Pct.	51.2	62.3
Had Intercepted	16	15
PUNTS/AVERAGE	79/39.2	86/38.8
NET PUNTING AVG.	79/32.9	86/32.0
PENALTIES/YARDS	84/676	104/816
FUMBLES/BALLS LOST	32/20	24/14
TOUCHDOWNS	32	44
Rushing	16	12
Passing	14	29
Returns	2	3
Score by Periods	1 2 3 4 OT	Total
Patriots	49 84 59 102 0	294
Opponents	60 143 72 99 3	377

SCORING	TD	Ru	Pa	Rt	PAT	FG	S	TP
Bahr	0	0	0	0	27/27	23/33	0	96
Martin	15	14	1	0			0	92
Coates	6	0	6	0			0	36
Brisby	3	0	3	0			0	18
Meggett	2	2	0	0			0	16
Graham	2	0	2	0			0	12
T. Brown	1	0	0	1			0	6
Gash	1	0	1	0			0	6
W. Moore	1	0	1	0			0	6
Slade	1	0	0	1			0	6
Patriots	32	16	14	2	27/27	23/33	0	294
Opponents	44	12	29	3	40/41	23/32	0	377

2-PT. Conversions: Meggett 2, Martin. Patriots 3-5, Opp. 2-3.

RUSHING	NO	YDS	AVG	LG	TD
Martin	368	1487	4.0	49	14
Meggett	60	250	4.2	25	2
Croom	13	54	4.2	12	0
Bledsoe	20	28	1.4	15	0
Gash	8	24	3.0	9	0
Zolak	4	19	4.8	12	0
Lee	1	4	4.0	4	0
Patriots	474	1,866	3.9	49	16
Opponents	448	1,878	4.2	66	12

RECEIVING	NO	YDS	AVG	LG	TD
Coates	84	915	10.9	35	6
Brisby	66	974	14.8	72	3
Meggett	52	334	6.4	19	0
W. Moore	43	502	11.7	33	1
Martin	30	261	8.7	27	1
Burke	26	242	9.3	30	1
Burke	15	136	9.1	21	0
T. Brown	14	159	11.4	31	0
Graham	10	156	15.6	37	2
Lee	8	107	13.4	33	0
Croom	1	8	8.0	8	0
Grant	1	4	4.0	4	0
Bledsoe	1	-9	-9.0	-9	0
Patriots	351	3,789	10.8	72	14
Opponents	342	4,107	12.0	70	29

INTERCEPTIONS	NO	YDS	AVG	LG	TD
V. Brown	4	1	0.3	1	0
Guyton	3	68	22.7	45	0
Law	3	47	15.7	38	0
Reynolds	3	6	2.0	4	0
Ray	1	21	21.0	21	0
Hurst	1	0	0.0	0	0
Patriots	15	143	9.5	45	0
Opponents	16	161	10.1	69	1

PUNTING	NO	YDS	AVG	NET YB	IN20	LG	BLK
O'Neill	41	1514	36.9	31.2	3	14	57
Wagner	37	1557	42.1	35.4	4	13	57
Bahr	1	29	29.0	9.0	1	0	29
Patriots	79	3100	39.2	32.9	8	27	57
Opponents	86	3339	38.8	32.0	10	21	64

PUNT RETURNS	NO	FC	YDS	AVG	LG	TD
Meggett	45	17	383	8.5	23	0
Patriots	45	17	383	8.5	23	0
Opponents	40	11	342	8.6	42	0

KICK RETURNS	NO	YDS	AVG	LG	TD
Meggett	38	964	25.4	62	0
T. Brown	31	672	21.7	38	0
Gisler	2	19	9.5	11	0
Lee	1	14	14.0	14	0
Frisch	1	8	8.0	8	0
Burke	1	7	7.0	7	0
Grant	1	7	7.0	7	0
Patriots	75	1,691	22.5	62	0
Opponents	67	1,405	21.0	58	0

Sacks: McGinest 11.0, V. Brown 4.0, Collons 4.0, Slade 4.0, M. Jones 3.0, Reynolds 2.5, Barnett 2.0, Lewis 1.5, White 1.5, A. Jones 1.0, Law 1.0, T. Roberts 1.0, Johnson 0.5. Patriots 37.0, Opponents 27.0

FIELD GOALS	1-19	20-29	30-39	40-49	50+
Bahr	1/2	12/12	3/7	5/7	2/5
Patriots	1/2	12/12	3/7	5/7	2/5
Opponents	1/1	7/8	11/15	1/4	3/4

Bahr: (21G, 21G, 28G), (29G), (34WR, 43G), (27G), (51G), (29G, 20G), (39G, 42B, 24G), (19S), (41G, 29G), (19G, 55G, 47G), (41G), (29G, 43G), (39G, 43G), (31WR, 35WL, 30WL, 31G), (23G, 22G), (54S, 55S, 50S).

Opponents: (-), (22G, 54B, 19G), (-), (34G, 54G, 31G, 32G, 33G), (37G, 31G, 51G), (27G), (23G, 23G, 47WL), (38WR, 27G, 39WR, 29G), (-), (29WL, 36G), (36G), (51G, 48G), (24G), (33WR), (43WL, 32G, 32G), (44WL, 35WR, 30G).

Starters: Offense: WR Vincent Brisby (16); LT Bruce Armstrong (16); LG William Roberts (11), Bob Kratch (5); C David Wohlabaugh (11), Jeff Dellenbach (5); RG B. Kratch (11), Todd Rucci (5); RT Max Lane (16); TE Ben Coates (15), John Burke (1); WR Will Moore (13), Kevin Lee (2), Hason Graham (1); QB Drew Bledsoe (15), Scott Zolak (1); RB Curtis Martin (15), Corey Croom (1); FB Sam Gash (12), Robert Grant (1); 2nd TE J. Burke (3).
Defense: LE Tim Roberts (12), Ferric Collons (3); NT Reggie White (7), Bruce Walker (5), Mike Jones (3); RE Troy Barnett (15), F. Collons (1); LOLB Willie McGinest (16); LILB Vincent Brown (16); RILB Ted Johnson (12), Marty Moore (2), Bobby Abrams (1); ROLB Chris Slade (16); LCB Ricky Reynolds (16); RCB Maurice Hurst (10), Ty Law (6); SS Terry Ray (12), Myron Guyton (4); FS M. Guyton (10), T. Ray (4), Corwin Brown (2); 5th DB Vernon Lewis (2); 6th DB T. Law (1).

1995 Coaching Staff: Maurice Carthon, Offensive Assistant, Romeo Crennel, Defensive Line, Al Groh, Defensive Coordinator/Linebackers, Fred Hoaglin, Offensive Line, Chris Palmer, Wide Receivers, Johnny Parker, Strength/Conditioning, Ray Perkins, Offensive Coordinator, Mike Pope, Tight Ends, Dante Scarnecchia, Defensive Asst./LB's, Mike Sweatman, Special Teams, Bob Trott, Defensive Backs, Charlie Weis, Running Backs.

Pro Bowl (3): T. Bruce Armstrong (4), TE Ben Coates (2), RB Curtis Martin (1).

PASSING	ATT	CMP	YARDS	CMP%	YDS/ATT	TD	TD%	INT	INT%	LG	SK/YDS	RATING
Bledsoe	636	323	3507	50.8	5.51	13	2.0	16	2.5	47	23/170	63.7
Zolak	49	28	282	57.1	5.76	1	2.0	0	0.0	72	4/28	80.5
Meggett	1	0	0	0.0	0.00	0	0.0	0	0.0	0	0/0	39.6
Patriots	686	351	3789	51.2	5.52	14	2.0	16	2.3	72	27/198	64.8
Opponents	549	342	4107	62.3	7.48	29	5.3	15	2.7	70	37/221	91.4

1996 FINAL STATISTICS (11-5)

Head Coach: Bill Parcells • AFC East Division Champions • Home Stadium: Foxboro Stadium

DATE	W/L	SCORE	OPPONENT	ATTENDANCE
9/01	L	10-24	at Miami	71,542
9/08	L	10-17	at Buffalo	78,104
9/15	W	31-0	Arizona	59,118
9/22	W	28-25	Jacksonville OT	59,446
9/29			BYE WEEK	
10/06	W	46-38	at Baltimore	63,569
10/13	L	22-27	Washington	59,638
10/20	W	27-9	at Indianapolis	58,725
10/27	W	28-25	Buffalo	58,858
11/03	W	42-23	Miami	58,942
11/10	W	31-27	at N.Y. Jets	61,715
11/17	L	8-34	Denver	59,452
11/24	W	27-13	Indianapolis	58,226
12/01	W	45-7	at San Diego	59,209
12/08	W	34-10	N.Y. Jets	54,621
12/15	L	6-12	at Dallas	64,578
12/21	W	23-22	at N.Y. Giants	65,387
AFC PLAYOFFS				
1/05	W	28-3	Pittsburgh	60,188
1/12	W	20-6	Jacksonville	60,190
SUPER BOWL XXXI (at New Orleans, La.)				
1/26	L	21-35	Green Bay	72,301

Team Statistics

	PATS	OPP
TOTAL FIRST DOWNS	339	305
Rushing	103	102
Passing	206	178
Penalty	30	25
3rd Down: Made/Att	84/228	82/228
3rd Down Pct.	36.8	36.0
4th Down: Made/Att	19/34	12/22
4th Down Pct.	55.9	54.5
POSSESSION AVG.	30:11	29:49
TOTAL NET YARDS	5369	5305
Avg. Per Game	335.6	331.6
Total Plays	1085	1063
Avg. Per Play	4.9	5.0
NET YARDS RUSHING	1468	1502
Avg. Per Game	91.8	93.9
Total Rushes	427	434
NET YARDS PASSING	3901	3803
Avg. Per Game	243.8	237.7
Sacked/Yards Lost	30/190	33/252
Gross Yards	4091	4055
Att./Completions	628/374	596/322
Completion Pct.	59.6	54.0
Had Intercepted	15	23
PUNTS/AVERAGE	64/43.2	82/42.5
NET PUNTING AVG.	64/35.8	82/33.6
PENALTIES/YARDS	97/716	139/1189
FUMBLES/BALL LOST	25/12	23/11
TOUCHDOWNS	48	34
Rushing	15	14
Passing	27	17
Returns	6	3
Score by Periods	1 2 3 4 OT	Total
Patriots	79 123 108 105 3	3418
Opponents	59 105 75 74 -	313

SCORING	TD	Ru	Pa	Rt	Pat	FG	S	TP
Vinateri	0	0	0	0	39/42	27/35	0	120
Martin	17	14	3	0	0	0	0	104
Coates	9	0	9	0	0	0	0	56
Glenn	6	0	6	0	0	0	0	36
Jefferson	4	0	4	0	0	0	0	24
Byars LG	2	0	2	0	0	0	0	14
Byars TM	2	0	2	0	0	0	0	14
Gash	2	0	2	0	0	0	0	14
McGinest	2	0	2	0	0	0	0	12
Bartrum	1	0	1	0	0	0	0	6
C. Brown	1	0	1	0	0	0	0	6
Bruschi	1	0	1	0	0	0	0	6
Grier	1	1	0	0	0	0	0	6
Law	1	0	1	0	0	0	0	6
McGgett	1	0	1	0	0	0	0	6
Patriots	48	15	27	6	39/42	27/35	1	418
Opponents	34	14	17	3	28/28	23/29	1	313

2-PT. Conversions: Byars, Coates, Gash, Martin, Team 4-6, Opponents 5-6

RUSHING	NO	YDS	AVG	LG	TD
Martin	316	1152	3.6	57	14
McGgett	40	122	3.1	12	0
Grier	27	105	3.9	26	1
Glenn	5	42	8.4	26	0
Bledsoe	24	27	1.1	8	0
Gash	8	15	1.9	3	0
Jefferson	1	6	6.0	6	0
Byars LG	2	2	1.0	3	0
Byars TM	2	2	1.0	3	0
Zolak	4	-3	-7.0	0	0
Patriots	427	1468	3.4	57	15
Opponents	434	1502	3.5	36	14

RECEIVING	NO	YDS	AVG	LG	TD
Glenn	90	1132	12.6	37	6
Coates	62	682	11.0	84	9
Jefferson	50	771	15.4	42	4
Martin	46	333	7.2	41	3
McGgett	33	292	8.8	26	0
Gash	33	276	8.4	28	2
Byars LG	32	289	9.0	27	2
Byars TM	27	249	9.2	27	2
T. Brown	21	222	10.6	38	0
Graham	5	64	12.8	23	0
W. Moore	3	37	12.3	16	0
Burke	1	19	19.0	19	0
Grier	1	8	8.0	8	0
Jells	1	5	5.0	5	0
Bartrum	1	1	1.0	1	1
Patriots	374	4091	10.9	84	27
Opponents	322	4055	12.6	63	17

INTERCEPTIONS	NO	YDS	AVG	LG	TD
Clay	4	50	12.5	35	0
Law	3	45	15.0	38	1
Smith LG	2	20	10.0	11	0
Smith TM	2	20	10.0	11	0
Hitchcock	2	14	7.0	14	0
Milloy	2	14	7.0	14	0
Henderson	2	7	3.5	7	0
Reynolds	2	7	3.5	7	0
McGinest	1	46	46.0	46	1
Ray	1	43	43.0	43	0
Collins	1	7	7.0	7	0
Slade	1	2	2.0	2	0
Johnson	1	0	0.0	0	0
Sabb	1	0	0.0	0	0
Patriots	23	255	11.1	46	2
Opponents	15	191	12.7	60	1

PUNTING	NO	YDS	AVG	NET TB	INT	LG	BLK
Tupa	63	2739	43.5	36.0	7	14	62
Vinateri	1	27	27.0	27.0	0	1	27
Patriots	64	2766	43.2	35.8	7	15	62
Opponents	82	3483	42.5	33.6	7	18	58

PUNT RETURNS	NO	FC	YDS	AVG	LG	TD
McGgett	52	9	588	11.3	60	1
Patriots	52	9	588	11.3	60	1
Opponents	34	8	334	9.8	36	0

KICK RETURNS	NO	YDS	AVG	LG	TD
McGgett	34	781	23.0	54	0
T. Brown	29	634	21.9	51	0
Gisler	1	9	9.0	9	0
Patriots	64	1424	22.3	54	0
Opponents	81	1683	20.8	70	0

Sacks: McGinest 9.5, Slade 7.0, Bruschi 4.0, Sagapolutele 3.0, Jones 2.0, Eaton 1.0, Milloy 1.0, Ray 1.0, Smith 1.0, Wheeler 1.0, Wyman 1.0, Collons 0.5, McGruder 0.5, Sabb 0.5.
Patriots 33.0, Opponents 30.0

FIELD GOALS	1-19	20-29	30-39	40-49	50+
Vinateri	1/1	9/10	8/8	8/14	1/2
Patriots	1/1	9/10	8/8	8/14	1/2
Opponents	0/0	10/10	10/11	2/6	1/2

Vinateri: (25G) (42G, 45N, 25N, 47B) (47N, 31G) (23G, 30G, 29G, 44N, 41G, 40G) (22G, 35G, 50G) (24G, 35G, 29G, 43N) (44G, 36G, 40G, 32G, 54N) ((30G) (40N) (26G, 22G) (47G) (19G, 41G) (21G, 30G) (40G)

Opponents: (34G) (33G, 37N) ((42N, 27G) ((21G, 48N, 24G) (21G, 35G, 38G) (33G) (45N, 39G) (48N, 26G, 32G) (52N, 28G, 47G) (42G, 50G) ((27G) (23G, 36G, 35G, 29G) (30G, 27G)

Starters: Offense: WR Shawn Jefferson (15), Dietrich Jells (1); LT Bruce Armstrong (16); LG William Roberts (16); C Dave Wohlbaugh (16); RG Todd Rucci (12), Bob Kratch (4); RT Max Lane (16); TE Ben Coates (15), John Burke (1); WR Terry Glenn (15), Will Moore (1); QB Drew Bledsoe (16); RB Curtis Martin (15), David McGgett (1); FB Sam Gash (9), Keith Byars (1); 3rd TE K. Byars (4), J. Burke (1).

Defense: LE Mike Jones (7), Ferric Collons (4), Willie McGinest (3), Chris Slade (2); LDT Mark Wheeler (14), M. Jones (2); RDT Pio Sagapolutele (10), Devin Wyman (4), F. Collons (1), M. Wheeler (1); RE W. McGinest (13), Mike Jones (3); LLB Todd Collins (5), Monty Brown (4), C. Slade (4), Dwayne Sabb (2); MLB Ted Johnson (15); RLB D. Sabb (5), T. Collins (4), M. Brown (3), C. Slade (3); LCB Ty Law (12), Ricky Reynolds (4); RCB Jimmy Hitchcock (5), R. Reynolds (5), Otis Smith (5), Willie Clay (1); SS Terry Ray (7), Lawyer Milloy (8); FS W. Clay (15), L. Milloy (1).

1996 Coaching Staff: Bill Belichick, Assistant Head Coach/Secondary, Maurice Carthon, Running Backs, Romeo Crennel, Defensive Line, Al Groh, Defensive Coordinator/Linebackers, Fred Hoaglin, Offensive Line, Chris Palmer, Quarterbacks, Johnny Parker, Strength/Conditioning, Ray Perkins, Offensive Coordinator, Mike Pope, Tight Ends, Dante Scarneccia, Defensive Asst./LB's, Mike Sweatman, Special Teams, Charlie Weiss, Running Backs.

Pro Bowl (6): T. Bruce Armstrong (5), QB Drew Bledsoe (2), TE Ben Coates (3), RB Curtis Martin (2), RE Willie McGinest (1), KR David McGgett (1).

PASSING	ATT	CMP	YARDS	CMP%	YDS/ATT	TD	TD%	INT	INT%	LG	SK/YDS	RATING
Bledsoe	623	373	4086	59.9	6.56	27	4.3	15	2.4	84	30/190	83.7
Tupa	2	0	0	0.0	0.00	0	0.0	0	0.0	0	0/0	39.6
Grier	1	0	0	0.0	0.00	0	0.0	0	0.0	0	0/0	39.6
McGgett	1	0	0	0.0	0.00	0	0.0	0	0.0	0	0/0	39.6
Zolak	1	1	5	100.0	5.00	0	0.0	0	0.0	5	0/0	87.5
Patriots	628	374	4091	59.6	6.51	27	4.3	15	2.4	84	30/190	83.2
Opponents	596	322	4055	54.0	6.80	17	2.9	23	3.9	63	33/252	68.9

1997 FINAL STATISTICS (10-6)

Head Coach: Pete Carroll • AFC East Division Champions • Home Stadium: Foxboro Stadium

DATE	W/L	SCORE	OPPONENT	ATTENDANCE
8/31	W	41-7	San Diego	60,190
9/07	W	31-6	at Indianapolis	53,632
9/14	W	27-24	N.Y. Jets OT	60,072
9/21	W	31-3	Chicago	59,873
9/28			BYE WEEK	
10/06	L	13-34	at Denver	75,821
10/12	W	33-6	Buffalo	59,802
10/19	L	19-24	at N.Y. Jets	71,061
10/27	L	10-28	Green Bay	59,972
11/02	L	18-23	at Minnesota	62,917
11/09	W	31-10	at Buffalo	65,783
11/16	L	7-27	at Tampa Bay	70,479
11/23	W	27-24	Miami	59,002
11/30	W	20-17	Indianapolis	58,507
12/07	W	26-20	at Jacksonville	73,446
12/13	L	21-24	Pittsburgh OT	60,013
12/22	W	14-12	at Miami	74,379
AFC PLAYOFFS				
12/28	W	17-3	Miami	60,041
1/03	L	6-7	at Pittsburgh	61,228

Team Statistics

	PATS	OPP
TOTAL FIRST DOWNS	267	322
Rushing	71	114
Passing	173	183
Penalty	23	25
3rd Down: Made/Att	88/218	90/233
3rd Down Pct.	40.4	38.6
4th Down: Made/Att	3/13	16/30
4th Down Pct.	23.1	53.3
POSSESSION AVG.	28:08	31:52
TOTAL NET YARDS	5014	5085
Avg. Per Game	313.4	317.8
Total Plays	960	1100
Avg. Per Play	5.2	4.6
NET YARDS RUSHING	1464	1616
Avg. Per Game	91.5	101.0
Total Rushes	398	436
NET YARDS PASSING	3550	3469
Avg. Per Game	221.9	216.8
Sacked/Yards Lost	30/258	45/303
Gross Yards	3808	3772
Att./Completions	532/321	619/368
Completion Pct.	60.3	59.5
Had Intercepted	15	19
PUNTS/AVERAGE	79/45.2	74/44.4
NET PUNTING AVG.	79/36.1	74/36.5
PENALTIES/YARDS	99/845	106/763
FUMBLES/BALL LOST	17/7	29/13
TOUCHDOWNS	42	33
Rushing	6	16
Passing	31	14
Returns	5	3

Score by Periods	1	2	3	4	OT	Total		
Patriots	82	126	61	97	3	369		
Opponents	60	39	89	98	3	289		
SCORING	TD	Ru	Pa	Rt	PAT	FG	S	TP
Vinateri	0	0	0	0	40/40	25/29	0	115
Coates	8	0	8	0			0	48
Brown	6	0	6	0			0	36
Martin	5	4	1	0			0	30
Byars	3	0	3	0			0	18
Gash	3	0	3	0			0	18
Purnell	3	0	3	0			0	18
Brisby	2	0	2	0			0	12
Glenn	2	0	2	0			0	12
Jefferson	2	0	2	0			0	12
Meggett	2	0	2	0			0	12
Clay	1	0	0	1			0	6
Cullors	1	0	0	1			0	6
Grier	1	1	0	0			0	6
Hitchcock	1	0	0	1			0	6
Slade	1	0	0	1			0	6
Whigham	1	0	0	1			0	6
Patriots	42	6	31	5	40/40	25/29	1	369
Opponents	33	16	14	3	29/29	20/29	0	289

2-Pt. Conversions: Team 0-2, Opponents 1-4

RUSHING	NO	YDS	AVG	LG	TD
Martin	274	1160	4.2	70t	4
Cullors	22	101	4.6	24	0
Grier	33	75	2.3	12	1
Meggett	20	60	3.0	10	1
Bledsoe	28	55	2.0	8	0
Byars	11	24	2.2	5	0
Gash	6	10	1.7	4	0
Zolak	3	-3	-1.0	-1	0
Brown	1	-18	-18.0	-18	0
Patriots	398	1464	3.7	70t	6
Opponents	436	1616	3.7	34	16

RECEIVING	NO	YDS	AVG	LG	TD
Coates	66	737	11.2	35	8
Jefferson	54	841	15.6	76	2
Brown	41	607	14.8	67	6
Martin	41	296	7.2	22	1
Glenn	27	431	16.0	50	2
Brisby	23	276	12.0	31	2
Gash	22	154	7.0	19	3
Byars	20	189	9.5	51	3
Meggett	19	203	10.7	49t	1
Purnell	5	57	11.4	20t	3
Cullors	2	8	4.0	6	0
Jells	1	9	9.0	9	0
Patriots	321	3808	11.9	76	31
Opponents	368	3772	10.3	51	14

INTERCEPTIONS	NO	YDS	AVG	LG	TD
Clay	6	109	18.2	53t	1
Law	3	70	23.3	40	0
Milloy	3	15	5.0	15	0
Hitchcock	2	104	52.0	100t	1
Whigham	2	60	30.0	60t	1
Moore	2	7	3.5	7	0
Slade	1	1	1.0	1t	1
Patriots	19	366	19.3	100t	4
Opponents	15	213	14.2	45	2

PUNTING	NO	YDS	AVG	NET TB	IN20	LG	BLK
Tupa	78	3569	45.8	36.1	14	24	73
Patriots	78	3569	45.8	36.1	14	24	73
Opponents	74	3288	44.4	36.5	6	17	66

PUNT RETURNS	NO	FC	YDS	AVG	LG	TD
Meggett	45	8	467	10.4	47	0
Patriots	45	8	467	10.4	47	0
Opponents	38	11	437	11.5	26	0

KICK RETURNS	NO	YDS	AVG	LG	TD
Meggett	33	816	24.7	61	0
Cullors	15	386	25.7	86t	1
Canty	4	115	28.8	63	0
Coates	1	20	20.0	20	0
Patriots	53	1337	26.2	86t	1
Opponents	75	1651	22.0	92t	1

Sacks: Slade 9.0, Thomas 7.0, Bruschi 4.0, Johnson 4.0, Jones 4.0, Wheeler 4.0, Canty 2.0, McGinest 2.0, Whigham 2.0, Collins 1.5, Eaton 1.0, Israel 1.0, McGruder 1.0, Law 0.5; Patriots 45.0, Opponents 30.0.

FIELD GOALS	1-19	20-29	30-39	40-49	50+
Vinateri	0/0	11/11	7/9	6/8	1/1
Team	0/0	11/11	7/9	6/8	1/1
Opponents	0/0	7/8	7/10	5/8	1/3

Vinateri:(21G, 26G) (21G) (33G,34G) (27G) (26G,49G) (20G,23G,41G,52G) (24G) (38G) (22G,25G) (42G,42N, 45N) () (36G,27G,30N) (32G,48G) (44G,41G, 33G,39G,32N) () ()

Opponents:() (45G,38G) (27G,29B) (38G) (21G,48N,33G) (34N) (35N,35G,68N,36N) () (24G,23G,41G) (23G) (44G,44G) (25G) (24G,42N) (44N) (36G,34G,31G) (50G,41G,51N)

Starters: Offense: WR Shawn Jefferson (14); LT Bruce Armstrong (16); LG Max Lane (15), Heath Irwin (1); C Dave Wohlbaugh (14), Mike Gisler (2); RG Todd Rucci (16); RT Zefross Moss (15), M. Lane (1); TE Ben Coates (16); QB Drew Bledsoe (16); RB Curtis Martin (13), David Meggett (2), Derrick Cullors; FB Keith Byars (8), Sam Gash (5); 3rd WR Vincent Brisby (3); 2nd TE Lovett Purnell (2).

Defense: LE Chris Sullivan (7), Ferric Collons (5), Mike Jones (4); LDT Mark Wheeler (14), Chad Eaton (1), M. Jones (1); RDT Henry Thomas (16); RE Willie McGinest (11), C. Sullivan (3), M. Jones (2); LLB Chris Slade (16); MLB Ted Johnson (16); RLB Todd Collins (15), Tedy Bruschi (1); LCB Ty Law (16); RCB Jimmy Hitchcock (15), Chris Canty (1); SS Lawyer Milloy (16); FS Willie Clay (16).

1997 Coaching Staff: Paul Boudreau, Offensive Line, Jeff Davidson, Tight Ends, Ray Hamilton, Defensive Line, Larry Kennan, Offensive Coordinator, Ron Lynn, Defensive Backs, Johnny Parker, Strength/ Conditioning, Andre Patterson, Defensive Assistant, Bo Pelini, Linebacks, Dante Scarnecchia, Special Teams, Steve Sidwell, Defensive Coordinator, Carl Smith, Asst. Head Coach/Quarterbacks, Steve Walters, Wide Receivers, Kirby Wilson, Running Backs.

Pro Bowl (5): T Bruce Armstrong (6), QB Drew Bledsoe (3), TE Ben Coates (4), LB Chris Slade (1), SpT Larry Whigham (1).

PASSING	ATT	CMP	YARDS	CMP%	YDS/ATT	TD	TD%	INT	INT%	LG	SK/YDS	RATING
Bledsoe	522	314	3706	60.2	7.10	28	5.4	15	2.9	76	30/258	87.7
Zolak	9	6	67	66.7	7.44	2	22.2	0	0.0	20t	0/0	128.2
Meggett	1	1	35	100.0	35.0	1	100.0	0	0.0	35t	0/0	158.3
Patriots	532	321	3808	60.3	7.16	31	5.8	15	2.8	76	30/258	89.9
Opponents	619	368	3772	59.5	6.09	14	2.3	19	3.1	51	45/303	71.8

1998 FINAL STATISTICS (9-7)

Head Coach: Pete Carroll • Fourth in AFC East (Wild Card Playoff Qualifier) • Home Stadium: Foxboro Stadium

DATE	W/L	SCORE	OPPONENT	ATTENDANCE
9/07	L	21-27	at Denver	74,745
9/13	W	29-6	Indianapolis	60,068
9/20	W	27-16	Tennessee	59,973
9/27			BYE WEEK	
10/04	W	30-27	at New Orleans	56,172
10/11	W	40-10	Kansas City	59,749
10/19	L	14-24	N.Y. Jets	60,062
10/25	L	9-12	at Miami OT	73,973
11/01	W	21-16	at Indianapolis	58,056
11/08	L	10-41	Atlanta	59,790
11/15	L	10-13	at Buffalo	72,020
11/23	W	26-23	Miami	58,729
11/29	W	25-21	Buffalo	58,304
12/06	W	23-9	at Pittsburgh	58,632
12/13	L	18-32	at St. Louis	48,946
12/20	W	24-21	San Francisco	59,153
12/27	L	10-31	at N.Y. Jets	74,302
AFC PLAYOFFS				
1/03	L	10-25	at Jacksonville	72,559

Team Statistics

	PATS	OPP
TOTAL FIRST DOWNS	281	305
Rushing	68	76
Passing	184	208
Penalty	29	21
3rd Down: Made/Att	90/237	98/230
3rd Down Pct.	38.0	42.6
4th Down: Made/Att	10/21	4/14
4th Down Pct.	47.6	28.6
POSSESSION AVG.	28:34	31:26
TOTAL NET YARDS	5140	5182
Avg. Per Game	321.3	323.9
Total Plays	999	1053
Avg. Per Play	5.1	4.9
NET YARDS RUSHING	1480	1547
Avg. Per Game	92.5	96.7
Total Rushes	403	447
NET YARDS PASSING	3660	3635
Avg. Per Game	228.8	227.2
Sacked/Yards Lost	40/344	36/222
Gross Yards	4004	3857
Att./Completions	556/295	570/336
Completion Pct.	53.1	58.9
Had Intercepted	17	24
PUNTS/AVERAGE	74/44.5	73/42.5
NET PUNTING AVG.	74/35.4	73/34.9
PENALTIES/YARDS	108/853	104/787
FUMBLES/BALL LOST	20/7	16/7
TOUCHDOWNS	35	36
Rushing	9	8
Passing	23	26
Returns	3	2

Score by Periods	1	2	3	4	OT	Total
Patriots	60	116	62	99	0	337
Opponents	64	111	67	84	3	329

SCORING	TD	Ru	Pa	Rt	PAT	FG	S	TP
Vinatieri	0	0	0	32/32	31/39	0	127	0
Edwards	12	9	3	0	0	0	72	0
Coates	6	0	6	0	0	0	36	0
Glenn	3	0	3	0	0	0	18	0
Simmons	3	0	3	0	0	0	18	0
Brisby	2	0	2	0	0	0	12	0
Jefferson	2	0	2	0	0	0	12	0
Purnell	2	0	2	0	0	0	12	0
Brown	1	0	1	0	0	0	6	0
Cullors	1	0	1	0	0	0	6	0
Law	1	0	0	1	0	0	6	0
Milloy	1	0	0	1	0	0	6	0
Thomas	1	0	0	1	0	0	6	0
Patriots	35	9	23	3	32/32	31/39	0	337
Opponents	36	8	26	2	30/30	27/32	0	329

2-Pt. Conversions: Patriots 1-3, Opponents 1-6

RUSHING	NO	YDS	AVG	LG	TD
Edwards	291	1115	3.8	53	9
Shaw	48	236	4.9	71	0
Cullors	18	48	2.7	15	0
Bledsoe	28	44	1.6	10	0
Floyd	6	22	3.7	10	0
Jefferson	1	15	15.0	15	0
Carter	2	3	1.5	3	0
Zolak	5	0	0.0	4	0
Glenn	2	-1	-0.5	7	0
Tupa	2	-2	-1.0	-1	0
Patriots	403	1480	3.7	71	9
Opponents	447	1547	3.5	34	8

RECEIVING	NO	Yds	Avg	Lg	TD
Coates	67	668	10.0	33	6
Glenn	50	792	15.8	86	3
Edwards	35	331	9.5	46	3
Jefferson	34	771	22.7	61	2
Simmons	23	474	20.6	63	3
Brown	23	346	15.0	52	1
Carter	18	166	9.2	49	0
Cullors	14	146	10.4	43	1
Purnell	12	92	7.7	22	2
Brisby	7	96	13.7	27	2
Shaw	6	30	5.0	11	0
Ellard	5	86	17.2	19	0
Floyd	1	6	6.0	6	0
Patriots	295	4004	13.6	86	23
Opponents	336	3857	11.5	84	26

INTERCEPTIONS	NO	YDS	AVG	LG	TD
Law	9	133	14.8	59	1
Milloy	6	54	9.0	30	1
Clay	3	19	6.3	19	0
Israel	3	13	4.3	12	0
Thomas	1	24	24.0	24	1
Canty	1	12	12.0	12	0
Whigham	1	0	0.0	0	0
Patriots	24	255	10.6	59	3
Opponents	17	197	11.6	36	0

PUNTING	NO	YDS	AVG	NET TB	IN	LG	BLK
Tupa	74	3294	44.5	35.4	9	13	64
Patriots	74	3294	44.5	35.4	9	13	64
Opponents	73	3100	42.5	34.9	8	20	58

PUNT RETURNS	NO	FC	YDS	AVG	LG	TD
Brown	17	8	225	13.2	39	0
Canty	16	7	170	10.6	36	0
Clay	0	2	0	-	-	0
Patriots	33	17	395	12.0	39	0
Opponents	43	8	493	11.5	76	0

KICK RETURNS	NO	YDS	AVG	LG	TD
Cullors	45	1085	24.1	68	0
Canty	11	198	18.0	29	0
Sullivan	2	14	7.0	9	0
Bruschi	1	4	4.0	4	0
Eaton	1	13	13.0	13	0
Shaw	1	16	16.0	16	0
Whigham	1	0	0.0	0	0
Patriots	62	1330	21.5	68	0
Opponents	71	1335	18.8	37	0

Sacks: Thomas 6.5, Eaton 6.0, Slade 4.0, McGinest 3.5, Spires 3.0, Bruschi 2.0, Israel 2.0, Johnson 2.0, Mitchell 2.0, Sullivan 2.0, Canty 1.0, C. Carter 1.0, Milloy 1.0; Patriots 36.0, Opponents 40.0.

FIELD GOALS 1-19 20-29 30-39 40-49 50+
Vinatieri 3/3 8/8 9/14 9/12 2/2
Patriots 3/3 8/8 9/14 9/12 2/2
Opponents 0/0 9/9 8/11 8/10 2/2

Vinatieri: (39N, 37B) (19G,23G,52G, 42N) (43G,41G) (34G,49G,27G) (32G,38G,27G,20G) () (45N,41G,30G,36G) () (40G) (39N,38G,39N) (25G,44G,45G,24G) (44G,47N) (21G,29G,35G) (37G, 41G,55G,17G) (32N,35G) (19G)

Opponents: (53G,42G) () (34G,26G, 45G) (21G,37G) (33G) (38B,23G) (48G, 38G,25G, 43G) (50G) (47B,40G,32G) (31G,20G,40N) (21G) (35N,34G,26G, 22G) (49G, 26G, 43G) (48G) (31B) (36G)

Starters: Offense: WR Shawn Jefferson (16); LT Bruce Armstrong (16); LG Max Lane (9); Damon Denson (4); Heath Irwin (3); C Dave Wohlbaugh (16); RG Todd Rucci (16); RT Zefross Moss (14); M. Lane (2); TE Ben Coates (14); Lovett Purnell (2); WR Terry Glenn (9); Tony Simmons (6); Vincent Brisby (1); QB Drew Bledsoe (14); Scott Zolak (2); RB Robert Edwards (15); Harold Shaw (1); FB Tony Carter (7); Chris Floyd (2); 3rd TE Rod Rutledge (4); L. Purnell (3).

Defense: DE Ferric Collons (13), Chris Sullivan (3); NT Chad Eaton (14), Mark Wheeler (1), Henry Thomas (1); DT H. Thomas (14), C. Sullivan (1), M. Wheeler (1); Elephant Willie McGinest (8), C. Sullivan (6), Brandon Mitchell (1), Greg Spires (1); SLB Chris Slade (15), Vernon Crawford (1); MLB Ted Johnson (13), Marty Moore (2), Todd Collins (1); WLB T. Collins (9), Tedy Bruschi (7); LCB Ty Law (16); RCB Brian Canty (9), Steve Israel (7); SS Lawyer Milloy (16); FS Willie Clay (16).

1998 Coaching Staff: Paul Boudreau, Offensive Line, Jeff Davidson, Asst. Offensive Line, Ray Hamilton, Defensive Line, Ron Lynn, Defensive Backs, Johnny Parker, Strength/Conditioning, Bo Pelini, Linebackers, Jack Reilly, Quarterbacks, Dante Scarnecchia, Special Teams, Steve Sidwell, Defensive Coordinator, Carl Smith, Tight Ends, DeWayne Walker, Defensive Assistant - Secondary, Steve Walters, Wide Receivers, Kirby Wilson, Running Backs, Ernie Zampese, Offensive Coordinator.

Pro Bowl (3): TE Ben Coates (5), CB Ty Law (1), SS Lawyer Milloy (1).

PASSING	ATT	CMP	YARDS	CMP%	YDS/ATT	TD	TD%	INT	INT%	LG	SK/YDS	RATING
Bledsoe	481	263	3633	54.7	7.55	20	4.2	14	2.9	86	36/295	80.9
Zolak	75	32	371	42.7	4.95	3	4.0	3	4.0	61	4/49	54.9
Patriots	556	295	4004	53.1	7.20	23	4.1	17	3.1	86	40/344	77.4
Opponents	570	336	3857	58.9	6.77	26	4.6	24	4.2	84	36/222	77.1

1999 FINAL STATISTICS (8-8)

Head Coach: Pete Carroll • Tied for Fourth in AFC East • Home Stadium: Foxboro Stadium

DATE	W/L	SCORE	OPPONENT	ATTENDANCE
9/12	W	30-28	at N.Y. Jets	78,227
9/19	W	31-28	Indianapolis	59,640
9/26	W	16-14	N.Y. Giants	59,169
10/3	W	19-7	at Cleveland	72,368
10/10	L	14-16	at Kansas City	78,636
10/17	L	30-31	Miami	60,006
10/24	W	24-23	Denver	60,011
10/31	W	27-3	at Arizona	55,830
11/07			BYE WEEK	
11/15	L	17-24	N.Y. Jets	59,077
11/21	L	17-27	at Miami	74,295
11/28	L	17-17	at Buffalo	72,111
12/05	W	13-6	Dallas	58,444
12/12	L	15-20	at Indianapolis	56,975
12/19	L	9-24	at Philadelphia	65,475
12/26	L	10-13	Buffalo OT	55,014
1/02	W	20-3	Baltimore	50,263

Team Statistics

	PATS	OPP
TOTAL FIRST DOWNS	280	281
Rushing	72	106
Passing	184	154
Penalty	24	21
3rd Down: Made/Att	79/223	81/231
3rd Down Pct.	35.4	35.1
4th Down: Made/Att	4/13	5/18
4th Down Pct.	30.8	27.8
POSSESSION AVG.	28:49	31:11
TOTAL NET YARDS	5062	4808
Avg. Per Game	316.4	300.5
Total Plays	1021	1048
Avg. Per Play	5.0	4.6
NET YARDS RUSHING	1426	1795
Avg. Per Game	89.1	112.2
Total Rushes	425	486
NET YARDS PASSING	3636	3013
Avg. Per Game	227.3	188.3
Sacked/Yards Lost	56/349	42/268
Gross Yards	3985	3281
Att./Completions	540/305	520/293
Completion Pct.	56.5	56.3
Had Intercepted	21	16
PUNTS/AVERAGE	90/41.5	95/41.2
NET PUNTING AVG.	90/34.6	95/33.7
FUMBLES/YARDS	95/812	102/775
TOUCHDOWNS	27/12	29/15
Rushing	9	6
Passing	19	23
Returns	4	1

Score by Periods	1	2	3	4	OT	Total
Patriots	61	84	67	87	0	299
Opponents	70	101	56	54	3	284

SCORING	TD	Ru	Pa	Rt	PAT	FG	S	TP
Vinatieri	0	0	0	0	29/30	26/33	0	107
Allen	9	8	1	0	0	0	54	0
Jefferson	6	0	6	0	0	0	36	0
Glenn	4	0	4	0	0	0	24	0
Coates	2	0	2	0	0	0	12	0
Faulk	2	1	1	0	0	0	12	0
Simmons	2	0	2	0	0	0	12	0
Bartrum	1	0	1	0	0	0	6	0
Brown	1	0	1	0	0	0	6	0
Eaton	1	0	0	1	0	0	6	0
Katzenmoyer	1	0	0	1	0	0	6	0
Law	1	0	0	1	0	0	6	0
McGinest	1	0	0	1	0	0	6	0
Warren	1	0	1	0	0	0	6	0
Patriots	32	9	19	4	29/30	26/33	0	299
Opponents	30	6	23	1	27/27	25/30	1	284

2-Pt. Conversions: Team 0-2, Opponents 0-3

RUSHING	NO	YDS	AVG	LG	TD
Allen	254	896	3.5	39	8
Faulk	67	227	3.4	43	1
Warren	35	120	3.4	18	0
Bledsoe	42	101	2.4	25	0
T. Carter	6	26	4.3	9	0
Shaw	9	23	2.6	12	0
L. Johnson	2	13	6.5	13	0
Floyd	6	12	2.0	6	0
Ellison	2	10	5.0	8	0
C. Carter	0	0	---	---	0
Friesz	2	-2	-1.0	-1	0
Patriots	425	1426	3.4	43	9
Opponents	486	1795	3.7	60	6

RECEIVING	NO	YDS	AVG	LG	TD
Glenn	69	1147	16.6	67	6
Jefferson	40	698	17.5	68	4
Brown	36	471	13.1	37	1
Coates	32	370	11.6	27	2
Warren	29	262	9.0	21	1
T. Carter	20	108	5.4	20	0
Simmons	19	276	14.5	58	2
Brisby	18	266	14.8	40	0
Allen	14	125	8.9	38	1
Faulk	12	98	8.2	19	1
Rutledge	7	66	9.4	13	0
Ellison	4	50	12.5	23	0
Shaw	2	31	15.5	29	0
Floyd	2	16	8.0	11	0
Bartrum	1	1	1.0	1	0
Patriots	305	3985	13.1	68	19
Opponents	293	3281	11.2	69	23

INTERCEPTIONS	NO	YDS	AVG	LG	TD
Milloy	4	17	4.3	17	0
Servanga	3	2	0.7	2	0
C. Carter	3	13	4.3	8	0
Law	2	20	10.0	27	1
Katzenmoyer	1	57	57.0	57	1
Bruschi	1	1	1.0	1	0
Israel	1	0	0.0	0	0
Slade	1	0	0.0	0	0
Patriots	16	110	6.9	57	2
Opponents	21	299	14.2	84	1

PUNTING	NO	YDS	AVG	NET TB	IN20	LG	BLK	
L. Johnson	90	3735	41.5	34.6	14	23	58	0
Patriots	90	3735	41.5	34.6	14	23	58	0
Opponents	95	3914	41.2	33.7	11	20	65	1

PUNT RETURNS	NO	FC	YDS	AVG	LG	TD
Brown	38	13	405	10.7	52	0
Faulk	10	4	90	9.0	20	0
Patriots	48	17	495	10.3	52	0
Opponents	36	20	345	9.6	45	0

KICK RETURNS	NO	YDS	AVG	LG	TD
Faulk	39	943	24.2	95	0
Brown	8	271	33.9	54	0
Simmons	6	132	22.0	29	0
Jones	5	113	22.6	28	0
Warren	2	25	12.5	16	0
Ellison	1	13	13.0	13	0
Sullivan	1	1	1.0	1	0
Patriots	62	1498	24.2	95	0
Opponents	64	1441	22.5	58	0

Sacks: McGinest 9.0, Slade 4.5, Katzenmoyer 3.5, Eaton 3.0, Mitchell 3.0, Thomas 3.0, Whigham 3.0, Bruschi 2.0, Collons 2.0, T. Johnson 2.0, Milloy 2.0, C. Carter 1.0, Israel 1.0, Servanga 1.0, Sullivan 1.0, Law 0.5, Spires 0.5, Team 42.0, Opponents 56.0

FIELD GOALS	1-19	20-29	30-39	40-49	50+
Vinatieri	1/1	14/14	5/7	5/9	1/2
Patriots	1/1	14/14	5/7	5/9	1/2
Opponents	2/2	11/11	5/6	6/8	1/3

Vinatieri: (33G, 21G, 23G) (26G) (38G, 19G, 41G) (22G, 21G, 42N) (48N, 32N) (41G, 39G, 34G) (28G) (1) (22G) (27G) (1) (41G, 23G) (28G, 28G, 26G) (23G, 43G, 56N, 46G) (44N, 38G, 33N, 44N) (25G, 51G)

Opponents: (1) (1) (41N) (38N) (22G, 41G, 23G) (20G, 33G, 45G, 45G, 41G, 53G) (40G, 28G, 30G, 59N) (24G) (26G) (19G, 23G) (28G) (20G, 43N, 34G) (28G, 31G) (43G, 51N) (39G, 23G) (19G)

Starters: Offense: WR Shawn Jefferson (16); LT Bruce Armstrong (16); LG Heath Irwin (13), Max Lane (3); C Damien Woody (16); RG Todd Rucci (14); M. Lane (2); RT Zeros Moss (13), M. Lane (2), Ed Ellis (1); TE Ben Coates (15), Rod Rutledge (1); WR Terry Glenn (13), Vincent Brisby (1), Troy Brown (1) Tony Simmons (1), QB Drew Bledsoe (16); RB Terry Allen (13), Kevin Faulk (2), Lamont Warren (1); FB Tony Carter (14); 3rd TE R. Rutledge (1); 2nd RB L. Warren (1).

Defense: DE Brandon Mitchell (16); NT Chad Eaton (16); DT Henry Thomas (16); Elephant Willie McGinest (16); SLB Chris Slade (16); MLB Andy Katzenmoyer (11), Ted Johnson (5); MLB Tedy Bruschi (14), Marty Moore (2); LCB Ty Law (13), Kato Serwanga (3); RCB Steve Israel (13), Tebucky Jones (2), Terry Billups (1); SS Lawyer Milloy (16); FS Chris Carter (15), Tony George (1).

1999 Coaching Staff: Jeff Davidson, Asst. Offensive Line, Ivan Fears, Wide Receivers, Ray Hamilton, Defensive Line, Ron Lynn, Defensive Backs, Johnny Parker, Strength/ Conditioning, Bo Pelini, Linebackers, Jack Reilly, Quarterbacks, Dante Scarnecchia, Offensive Line, Brad Seely, Special Teams, Steve Sidwell, Defensive Coordinator, Carl Smith, Tight Ends, DeWayne Walker, Defensive Assistant - Secondary, Kirby Wilson, Running Backs, Ernie Zampese, Offensive Coordinator.

Pro Bowl (2): WR Terry Glenn (1), SS Lawyer Milloy (2).

PASSING	ATT	CMP	YARDS	CMP%	YDS/ATT	TD	TD%	INT	INT%	LG	SK/YDS	RATING
Bledsoe	539	305	3985	56.6	7.39	19	3.5	21	3.9	68	55/ 342	75.6
Brown	1	0	0	0.0	0.00	0	0.0	0	0.0	0	0/0	39.6
Warren	0	0	0	---	---	0	---	0	---	---	1/7	---
Patriots	540	305	3985	56.5	7.38	19	3.5	21	3.9	68	56/ 349	75.4
Opponents	520	293	3281	56.3	6.31	23	4.4	16	3.1	69	42/ 268	77.3

2000 FINAL STATISTICS (5-11)

Head Coach: Bill Belichick • Fifth in AFC East • Home Stadium: Foxboro Stadium

DATE	W/L	SCORE	OPPONENT	ATTENDANCE
9/03	L	16-21	Tampa Bay	60,292
9/11	L	19-20	at N.Y. Jets	77,687
9/17	L	13-21	Minnesota	60,292
9/24	L	3-10	at Miami	73,344
10/01	W	28-19	at Denver	75,684
10/08	W	24-16	Indianapolis	60,292
10/15	L	17-34	N.Y. Jets	60,292
10/22	L	23-30	at Indianapolis	56,828
10/29			BYE WEEK	
11/05	L	13-16	Buffalo	60,292
11/12	L	11-19	at Cleveland	72,618
11/19	W	16-13	Cincinnati	60,292
11/23	L	9-34	at Detroit	77,923
12/04	W	30-24	Kansas City	60,292
12/10	L	17-24	at Chicago	66,944
12/17	W	13-10	at Buffalo OT	47,230
12/24	L	24-27	Miami	60,292

Team Statistics

	PATS	OPP
TOTAL FIRST DOWNS	283	326
Rushing	80	108
Passing	172	184
Penalty	31	34
3rd Down: Made/Att	82/234	103/237
3rd Down Pct.	35.0	43.5
4th Down: Made/Att	13/26	9/10
4th Down Pct.	50.0	90.0
POSSESSION AVG.	28:56	31:04
TOTAL NET YARDS	4571	5353
Avg. Per Game	285.7	334.6
Total Plays	1037	1068
Avg. Per Play	4.4	5.0
NET YARDS RUSHING	1390	1831
Avg. Per Game	86.9	114.4
Total Rushes	424	495
NET YARDS PASSING	3181	3522
Avg. Per Game	198.8	220.1
Sacked/Yards Lost	48/280	29/172
Gross Yards	3461	3694
Att./Completions	565/328	544/321
Completion Pct.	58.1	59.0
Had Intercepted	15	10
PUNTS/AVERAGE	90/42.2	87/40.4
NET PUNTING AVG.	90/36.8	87/31.9
PENALTIES/YARDS	99/815	95/897
FUMBLES/BALL LOST	23/10	27/13
TOUCHDOWNS	28	38
Rushing	9	12
Passing	18	23
Returns	1	3

Score by Periods	1	2	3	4	OT	Total
Patriots	76	86	30	81	3	276
Opponents	53	122	52	108	3	338

SCORING	TD	Ru	Pa	INT	PAT	FG	S	TP
Vinatieri	0	0	0	0	25/25	27/33	0	106
Glenn	6	0	6	0	0	0	0	366
Faulk	5	4	1	0	0	0	0	32
Brown	5	0	4	1	0	0	0	30
Redmond	3	1	2	0	0	0	0	18
Bjornson	2	0	2	0	0	0	0	12
Bledsoe	2	2	0	0	0	0	0	12
Carter	2	2	0	0	0	0	0	12
Wiggins	1	0	1	0	0	0	0	6
Rutledge	1	0	1	0	0	0	0	6
Simmons	1	0	1	0	0	0	0	6
Patriots	28	9	18	1	25/25	27/33	0	276
Opponents	38	12	23	3	34/34	24/32	1	338

2-PT. Conversions: Patriots 1-3 (Faulk), Opponents 1-4

PASSING	ATT	CMP	YARDS	CMP%	YDS/ATT	TD%	INT	LG	SK/YDS	RATING
Bledsoe	531	312	3291	58.8	6.20	17	3.2	13	2.4	59
Friesz	21	11	66	52.4	3.14	0	0.0	1	4.8	17
Bishop	9	3	80	33.3	8.89	1	11.1	1	11.1	44t
Brady	3	1	6	33.3	2.00	0	0.0	0	0.0	6
L. Johnson	1	1	18	100.0	18.00	0	0.0	0	0.0	18
Patriots	565	328	3461	58.1	6.13	18	3.2	15	2.7	59
Opponents	544	321	3694	59.0	6.79	23	4.2	10	1.8	81t

RUSHING	NO	YDS	AVG	LG	TD
Faulk	164	570	3.5	18	4
Redmond	125	406	3.2	20	1
Bledsoe	47	158	3.4	16	2
Carter	37	90	2.4	9	2
Pass	18	58	3.2	11	0
Brown	6	46	7.7	35	0
Glenn	4	39	9.8	35	0
Shaw	9	12	1.3	5	0
Bishop	7	-1	-1	2	0
R. Harris	3	14	4.7	7	0
Floyd	2	-1	-5	0	0
L. Johnson	2	-1	-5	0	0
Patriots	424	1390	3.3	35	9
Opponents	495	1831	3.7	32	12

RECEIVING	No	Yds	Avg	Lg	TD
Brown	83	944	11.4	44t	4
Glenn	79	963	12.2	39t	6
Faulk	51	465	9.1	52t	1
Bjornson	20	152	7.6	19	2
Redmond	20	126	6.3	20	2
Wiggins	16	203	12.7	59	1
Rutledge	15	103	6.9	16	1
Simmons	14	231	16.5	46	1
Carter	9	73	8.1	21	0
Calloway	5	95	19.0	28	0
Jackson	5	44	8.8	13	0
Pass	4	17	4.3	15	0
S. Davis	2	12	6.0	9	0
Shaw	2	11	5.5	8	0
R. Harris	2	1	0.5	2	0
Floyd	1	21	21.0	21	0
Patriots	328	3461	10.6	59	18
Opponents	321	3694	11.5	81t	23

INTERCEPTIONS	NO	YDS	AVG	LG	TD
Law	2	32	16.0	32	0
Jones	2	20	10.0	20	0
Milloy	2	2	1.0	2	0
Smith	1	56	56.0	56	0
Langham	1	24	24.0	24	0
Thomas	1	16	16.0	16	0
A. Harris	1	11	11.0	11	0
Patriots	10	161	16.1	56	0
Opponents	15	208	13.9	101t	2

PUNTING	NO	YDS	AVG	NET BT	IN20	LG	BLK
L. Johnson	89	3798	42.7	36.8	5	31	62
Patriots	90	3798	42.2	36.8	5	31	62
Opponents	87	3513	40.4	31.9	9	23	62

PUNT RETURNS	NO	FC	YDS	AVG	LG	TD
Brown	39	19	504	12.9	66t	1
Faulk	6	3	58	9.7	35	0
Patriots	45	22	562	12.5	66t	1
Opponents	43	21	384	8.9	56	0

Sacks: McGinest 6.0, Spires 6.0, Thomas 4.5, Slade 4.0, Eaton 2.5, Serwanga 2.0, Hamilton 1.5, Bruschi 1.0, A. Harris 1.0, T. Johnson 0.5, **Patriots 29.0, Opponents 48.0**

KICK RETURNS	NO	YDS	AVG	LG	TD
Faulk	38	816	21.5	40	0
Jackson	13	323	24.8	47	0
Simmons	4	82	20.5	39	0
Brown	2	15	7.5	9	0
Bruschi	2	13	6.5	7	0
S. Davis	2	45	22.5	32	0
Carter	1	16	16.0	16	0
Hamilton	1	0	0.0	0	0
Redmond	1	25	25.0	25	0
Patriots	64	1335	20.9	47	0
Opponents	62	1350	21.8	87t	1

FIELD GOALS	1-9	20-29	30-39	40-49	50+
Vinatieri	0/0	11/13	8/9	7/8	1/3
Patriots	0/0	11/13	8/9	7/8	1/3
Opponents	1/1	5/7	11/13	7/11	0/0

Vinatieri: (30G, 55N) (32G, 35G, 30G, 33G, 29N) (44N) (40G, 53N) (21G) (23G) (27G, 26G, 28G) (48G, 43G) (38G) (38G, 21G, 22G) (24G, 47G, 43G) (48G, 53G, 37N, 27G) (40G) (22G, 27N, 24G) (33G)

Opponents: (0) (0) (43G) (20G, 43N) (33G, 33G, 34G) (38G, 40N, 27G) (36G) (19G, 48G, 32G) (39G, 43G, 35G, 35G) (28G, 30N, 45G) (31G, 36G) (42G) (24G, 47N) (25G, 23B, 30B) (47G, 47N, 28N, 49G)

Starters: Offense: WR Troy Brown (15); LT Bruce Armstrong (16); LG Joe Andruzzi (11), Adrian Klemm (3), Derrick Fletcher (2), C Damien Woody (16); RG Sale Isala (14), Max Lane (2); RT Grant Williams (8), Greg Robinson-Randall (4), M. Lane (3), A. Klemm (1); TE Rod Rutledge (10), Eric Bjornson (6); WR Terry Glenn (16); QB Drew Bledsoe (16); RB Kevin Faulk (9), J.R. Redmond (5), Patrick Pass (2); FB Tony Carter (6); 2nd TE Jermaine Wiggins (2), R. Rutledge (1), Chris Eitzmann (1); 3rd WR Chris Calloway (2) Curtis Jackson (2), Tony Simmons (2), Shockmain Davis (1).

Defense: DE/OLB Willie McGinest (14), Brandon Mitchell (1), Greg Spires (1); DE B. Mitchell (8), Garrett Johnson (2), Chad Eaton (1), G. Spires (1), Henry Thomas (1); NT C. Eaton (12), H. Thomas (4); RDE Bobby Hamilton (16), SLB Chris Slade (15); ILB Ted Johnson (11), Rob Holmberg (4), Andy Katzenmoyer (1); WLB Tedy Bruschi (16); 4th LB A. Katzenmoyer (2), R. Holmberg (1); LCB Ty Law (15), Antonio Langham (1); RCB Otis Smith (12), A. Langham (4); SS Lawyer Milloy (16), FS Tebucky Jones (9), Larry Whigham (4), O. Smith (2), A. Langham (1); 5th DB A. Langham (1).

2000 Coaching Staff: Ned Burke, Coaching Assistant; Brian Daboll, Coaching Assistant; Jeff Davidson, Assistant Offensive Line; Ivan Fears, Wide Receivers; Mark Jackson, coaching assistant; Pepper Johnson, Assistant Linebackers; Eric Mangini, Defensive Backs; Randy Melvin, Defensive Line; Markus Paul, Assistant Strength and Conditioning; Dick Rehbein, Quarterbacks; Rob Ryan, Linebackers; Dante Scarnecchia, Assistant Head Coach/Offensive Line; Brad Seely, Special Teams; DeWayne Walker, Defensive Assistant; Charlie Weis, Offensive Coordinator/Running Backs; Mike Woicik, Strength and Conditioning.

Pro Bowl (0)

2001 FINAL STATISTICS (11-5)

Head Coach: Bill Belichick • AFC East Division Champions • Home Stadium: Foxboro Stadium

DATE	W/L	SCORE	OPPONENT	ATTENDANCE
9/09	L	17-23	at Cincinnati	51,521
9/23	L	3-10	N.Y. Jets	60,292
9/30	W	44-13	Indianapolis	60,292
10/07	L	10-30	at Miami	73,024
10/14	W	29-26	San Diego OT	60,292
10/21	W	38-17	at Indianapolis	56,022
10/28	L	20-31	Denver	74,750
11/04	W	24-10	at Atlanta	45,572
11/11	W	21-11	Buffalo	60,292
11/18	L	17-24	St. Louis	60,292
11/25	W	34-17	New Orleans	60,292
12/02	W	17-16	at N.Y. Jets	78,712
12/09	W	27-16	Cleveland	60,292
12/16	W	12-9	Buffalo OT	45,527
12/22	W	20-13	Miami	60,292
1/06	W	38-6	at Carolina	71,907
AFC PLAYOFFS				
1/19	W	16-13	Oakland OT	60,292
1/27	W	24-17	at Pittsburgh	64,704
SUPER BOWL XXXVI (at New Orleans, La.)				
2/03	W	20-17	St. Louis	72,922

Team Statistics

	PATS	OPP
TOTAL FIRST DOWNS	292	303
Rushing	101	99
Passing	163	171
Penalty	28	33
3rd Down: Made/Att	91/221	80/215
3rd Down Pct.	41.2	37.2
4th Down: Made/Att	7/17	5/15
4th Down Pct.	41.2	33.3
POSSESSION AVG.	30:48	29:12
TOTAL NET YARDS	4882	5352
Avg. Per Game	305.1	334.5
Total Plays	1001	1016
Avg. Per Play	4.9	5.3
NET YARDS RUSHING	1793	1855
Avg. Per Game	112.1	115.9
Total Rushes	473	429
NET YARDS PASSING	3089	3497
Avg. Per Game	193.1	218.6
Sacked/Yards Lost	46/237	41/234
Gross Yards	3326	3731
Att./Completions	482/306	546/299
Completion Pct.	63.5	54.8
Had Intercepted	15	22
PUNTS/AVERAGE	74/41.1	73/39.5
NET PUNTING AVG.	74/38.1	73/31.6
PENALTIES/YARDS	92/802	93/839
FUMBLES/BALL LOST	29/13	23/13
TOUCHDOWNS	43	26
Rushing	15	7
Passing	21	15
Returns	7	4

Score by Periods	1	2	3	4	OT	TOTAL
Patriots	74	133	58	100	6	371
Opponents	54	51	94	73	0	272

SCORING	TD	Ru	Pa	Rt	PAT	FG	S	TP
Vinatieri	0	0	0	0	41/42	24/30	0	113
A. Smith	13	12	0	0	0	0	78	
Brown	7	0	5	2	0	0	42	
Patten	5	1	4	0	0	0	30	
Wiggins	4	0	4	0	0	0	24	
M. Edwards	3	1	2	0	0	0	18	
Faulk	3	1	2	0	0	0	18	
Law	2	0	0	2	0	0	12	
O. Smith	2	0	0	2	0	0	12	
Buckley	1	0	0	1	0	0	6	
Glenn	1	0	0	1	0	0	6	
C. Johnson	1	0	0	1	0	0	6	
Pass	1	0	1	0	0	0	6	
Patriots	43	15	21	7	41/42	24/30	0	371
Opponents	26	7	15	4	22/22	30/41	0	272

2-Pt. Conversions: Patriots 0-1, Opponents 2-4

PASSING	ATT	CMP	YARDS	CMP%	YDS/ATT	TD	TD%	INT	INT%	LG	SK/YDS	RATING
Brady	413	264	2843	63.9	6.88	18	4.4	12	2.9	91t	41/216	86.5
Bledsoe	66	40	400	60.6	6.06	2	3.0	2	3.0	58	5/21	75.3
Patten	2	1	60	50.0	30.00	1	50.0	1	50.0	60t	0/0	95.8
Faulk	1	1	23	100.0	23.00	0	0.0	0	0.0	23	0/0	118.9
Patriots	482	306	3326	63.5	6.90	21	4.4	15	3.1	91t	46/237	85.3
Opponents	546	299	3731	54.8	6.83	15	2.7	22	4.0	68	41/234	68.6

RUSHING	NO	YDS	AVG	LG	TD
A. Smith	287	1157	4.0	44	12
Faulk	41	169	4.1	24	1
M. Edwards	51	141	2.8	14	1
Redmond	35	119	3.4	16	0
Brown	11	91	8.3	31	0
Patten	5	67	13.4	29t	1
Brady	36	43	1.2	12	0
Bledsoe	5	18	3.6	8	0
Pass	1	7	7.0	7	0
L. Johnson	1	-19	-19.0	-19	0
Patriots	473	1793	3.8	44	15
Opponents	429	1855	4.3	58	7

RECEIVING	NO	YDS	AVG	LG	TD
Brown	101	1199	11.9	60t	5
Patten	51	749	14.7	91t	4
Faulk	30	189	6.3	28	2
M. Edwards	25	166	6.6	17	2
A. Smith	19	192	10.1	41t	1
Glenn	14	204	14.6	23	1
Wiggins	14	133	9.5	31	4
C. Johnson	14	111	7.9	24t	1
Redmond	13	132	10.2	17	0
Pass	6	66	11.0	23t	1
Rutledge	5	35	7.0	9	0
Small	4	29	7.3	11	0
Emanuel	4	25	6.3	16	0
Coleman	2	50	25.0	46	0
Jackson	2	16	8.0	12	0
Brady	1	23	23.0	23	0
Cox	1	7	7.0	7	0
Patriots	306	3326	10.9	91t	21
Opponents	299	3731	12.5	68	15

INTERCEPTIONS	NO	YDS	AVG	LG	TD
O. Smith	5	181	36.2	78t	2
Law	3	91	30.3	46t	2
Buckley	3	76	25.3	52t	1
Vrabel	2	27	13.5	15	0
Milloy	2	21	10.5	21	0
Bruschi	2	7	3.5	4	0
Pleasant	2	0	0.0	0	0
Phifer	1	14	14.0	14	0
Stevens	1	9	9.0	9	0
T. Jones	1	-4	-4.0	-4	0
Patriots	22	422	19.2	78t	5
Opponents	15	273	18.2	49t	2

PUNTING	NO	YDS	AVG	NET Y	IN20	LG	BLK
Walter	49	1964	40.1	38.1	2	54	58
L. Johnson	24	1045	43.5	38.3	3	3	76
Vinatieri	1	33	33.0	33.0	0	1	33
Patriots	74	3042	41.1	38.1	5	28	76
Opponents	73	2885	39.5	31.6	7	18	61

PUNT RETURNS	NO	FC	YDS	AVG	LG	TD
Brown	29	15	413	14.2	85t	2
Faulk	4	0	27	6.8	10	0
Patriots	33	15	440	13.3	85t	2
Opponents	26	17	124	4.8	26	0

Sacks: Hamilton 7.0, McGinest 6.0, Pleasant 6.0, Milloy 3.0, Seymour 3.0, Vrabel 3.0, Bruschi 2.0, Phifer 2.0, O. Smith 2.0, Buckley 1.0, T. Jones 1.0, Law 1.0, Mitchell 1.0, Parker 1.0, **Patriots 41.0, Opponents 46.0**

KICK RETURNS	NO	YDS	AVG	LG	TD
Faulk	33	662	20.1	42	0
Pass	10	222	22.2	33	0
Kelly	7	123	17.6	28	0
Jackson	2	30	15.0	19	0
Patten	2	44	22.0	24	0
Redmond	2	57	28.5	30	0
Brown	1	13	13.0	13	0
Bruschi	1	10	10.0	10	0
M. Edwards	1	23	23.0	23	0
Patriots	59	1184	20.1	42	0
Opponents	75	1658	22.1	64	0

FIELD GOALS	1-9	20-29	30-39	40-49	50+
Vinatieri	1/1	8/8	7/8	7/12	1/1
Patriots	1/1	8/8	7/8	7/12	1/1
Opponents	2/2	11/12	8/9	7/14	2/4

Vinatieri: (39G) (24G) (47G, 48G, 35G) (37G) (26G, 44N, 23G, 44G) (43G) (24G, 44G) (48G) (43N, 45N) (33G) (46N) (28G) (54G, 38G, 39N, 48N) (40G, 32G, 25G, 23G) (32G, 23G) (19G) **Opponents:** (36G, 47G, 33G) (26G) (1) (19G, 34G, 27G) (21G, 36N, 27G, 59N) (46B, 42G, 25B, 42G, 24G) (50G) (58N, 49N, 20G) (24G, 49N) (42N, 35G) (48N, 43B, 31G) (19G, 40G, 50G) (27G, 39G, 22G) (43N, 41G, 25G, 41G) (36G, 36G) (29G, 40G)

Starters: Offense: WR Troy Brown (13), Charles Johnson (1), David Patten (1); LT Matt Light (12), Grant Williams (4); LG Mike Compton (15), Damien Woody (1); C D. Woody (14), M. Compton (1), Grey Ruegamer (1); RG Joe Andruzzi (16); RT Greg Robinson-Randall (16); TE Rod Rutledge (13), Jermaine Wiggins (3); WR D. Patten (13), Bert Emanuel (1); QB Tom Brady (14), Drew Bledsoe (2); RB Antowain Smith (15), Kevin Faulk (1); FB Marc Edwards (13); 2nd TE J. Wiggins (3), R. Rutledge (1); 3rd WR C. Johnson (3); T. Glenn (1).

Defense: DE Bobby Hamilton (15), Willie McGinest (1); NT/DT Brandon Mitchell (11), Richard Seymour (3), Jace Saylor (1); DE/DT Anthony Pleasant (9), R. Seymour (7); OLB/DE A. Pleasant (7), Mike Vrabel (6), W. McGinest (3); ILB/OLB Bryan Cox (7), M. Vrabel (6), W. McGinest (1); ILB/MLB Teddy Bruschi (9), Ted Johnson (5); OLB Roman Phifer (16); LCB Ty Law (16); RCB Otis Smith (17), Terrell Buckley (1); SS Lawyer Milloy (16); FS Tebucky Jones (12), Matt Stevens (3); 5th DB Terrence Shaw (4), Antwan Harris (1); 6th DB M. Stevens (1).

2001 Coaching Staff: Ned Burke, Coaching Assistant; Romeo Crennel, Defensive Coordinator, Brian Daboll, Coaching Assistant; Jeff Davidson, Assistant Offensive Line; Ivan Fears, Wide Receivers; Pepper Johnson, Inside Linebackers; Eric Mangini, Defensive Backs; Randy Melvin, Defensive Line; Markus Paul, Assistant Strength and Conditioning; Rob Ryan, Outside Linebackers; Dante Scarnecchia, Assistant Head Coach/Offensive Line; Brad Seely, Special Teams; Charlie Weis, Offensive Coordinator/ Running Backs; Mike Woicik, Strength and Conditioning.

Pro Bowl (4): QB Tom Brady (1), WR Troy Brown (1), CB Ty Law (2), S Lawyer Milloy (3).

2002 FINAL STATISTICS (9-7)

Head Coach: Bill Belichick • Second in AFC East • Home Stadium: Gillette Stadium

DATE	W/L	SCORE	OPPONENT	ATTENDANCE
9/09	W	30-14	Pittsburgh	68,436
9/15	W	44-7	at N.Y. Jets	78,726
9/22	W	41-38	Kansas City OT	68,436
9/29	L	14-21	at San Diego	66,463
10/06	L	13-26	at Miami	73,369
10/13	L	10-28	Green Bay BYE WEEK	68,436
10/27	L	16-24	Denver	68,436
11/03	W	38-7	at Buffalo	73,448
11/10	W	33-30	at Chicago	63,105
11/17	L	20-27	at Oakland	62,552
11/24	W	24-17	Minnesota	68,436
11/28	W	20-12	Detroit	62,109
12/08	W	27-17	Buffalo	68,436
12/16	L	7-24	Tennessee	68,809
12/22	L	17-30	N.Y. Jets	68,436
12/29	W	27-24	Miami OT	68,436

Team Statistics

	PATS	OPP
TOTAL FIRST DOWNS	304	315
Rushing	99	129
Passing	184	158
Penalty	21	28
3rd Down: Made/Att	94/220	95/221
3rd Down Pct.	42.7	43.0
4th Down: Made/Att	9/20	10/16
4th Down Pct.	45.0	62.5
POSSESSION AVG.	29:11	30:49
TOTAL NET YARDS	5085	5377
Avg. Per Game	317.8	336.1
Total Plays	1031	1032
Avg. Per Play	4.9	5.2
NET YARDS RUSHING	1508	2198
Avg. Per Game	94.3	137.4
Total Rushes	395	467
NET YARDS PASSING	3577	3179
Avg. Per Game	223.6	198.7
Sacked/Yards Lost	31/90	34/199
Gross Yards	3767	3378
Att./Completions	605/374	531/314
Completion Pct.	61.8	59.1
Had Intercepted	14	18
PUNTS/AVERAGE	71/38.4	68/39.4
NET PUNTING AVG.	71/33.3	68/32.4
PENALTIES/YARDS	108/895	99/928
FUMBLES/BALL LOST	24/10	21/11
TOUCHDOWNS	43	41
Rushing	9	17
Passing	28	23
Returns	6	1

Score by Periods	1	2	3	4	OT	Total
Patriots	65	95	99	116	6	381
Opponents	57	120	93	76	0	346

SCORING	TD	Ru	Pa	Rt	PAT	FG	S	TP
Vinateri	0	0	0	0	36/36	27/30	0	117
A. Smith	8	6	2	0	0	0	0	50
Faulk	7	2	0	0	0	0	0	44
Faulk	7	2	3	2	0	0	0	42
Patten	5	0	5	0	0	0	0	30
Brown	3	0	3	0	0	0	0	20
Branch	2	0	2	0	0	0	0	12
Bruschi	2	0	0	2	0	0	0	12
D. Hayes	2	0	2	0	0	0	0	12
Brady	1	1	0	0	0	0	0	6
Cleeland	1	1	0	0	0	0	0	6
Givens	1	0	1	0	0	0	0	6
Graham	1	0	1	0	0	0	0	6
V. Green	1	0	0	1	0	0	0	6
T. Jones	1	0	0	1	0	0	0	6
Vrabel	1	0	1	0	0	0	0	6
Patriots	43	9	28	6	36/36	27/30	0	381
Opponents	41	17	23	1	40/41	20/34	0	346

2-Pt. Conversions: Patriots 3-7, Opponents 0-0

PASSING	ATT	CMP	YARDS	CMP%	YDS/ATT	TD	TD%	INT	INT%	LG	SK/YDS	RATING
Brady	601	373	3764	62.1	6.26	28	4.7	14	2.3	49t	31/190	85.7
Davey	2	1	3	50.0	1.50	0	0.0	0	0.0	3	0/0	56.3
Faulk	1	0	0	0.0	0.00	0	0.0	0	0.0	0	0/0	39.6
Patten	1	0	0	0.0	0.00	0	0.0	0	0.0	0	0/0	39.6
Patriots	605	374	3767	61.8	6.23	28	4.6	14	2.3	49t	31/190	85.3
Opponents	531	314	3378	59.1	6.36	23	4.3	18	3.4	52t	34/199	78.2

RUSHING	NO	YDS	AVG	LG	TD
A. Smith	252	982	3.9	42t	6
Faulk	52	271	5.2	45t	2
Brady	42	110	2.6	15	1
Edwards	31	96	3.1	17	0
Pass	4	27	6.8	13	0
Brown	3	14	4.7	21	0
Patten	2	6	3.0	7	0
Huard	1	4	4.0	4	0
Redmond	4	2	0.5	5	0
Branch	2	0	0.0	4	0
Davey	2	-4	-2.0	-2	0
Patriots	395	1508	3.8	45t	9
Opponents	467	2198	4.7	58t	17

RECEIVING	NO	YDS	AVG	LG	TD
Brown	97	890	9.2	38	3
Patten	61	824	13.5	39	5
Branch	43	489	11.4	49t	2
Faulk	37	379	10.2	36t	3
A. Smith	31	243	7.8	35	2
Fauria	27	253	9.4	33	7
Edwards	23	196	8.5	27	0
Cleeland	16	112	7.0	22	1
Graham	15	150	10.0	31	1
D. Hayes	12	133	11.1	40t	2
Givens	9	92	10.2	30	1
Redmond	2	5	2.5	3	0
Vrabel	1	1	1.0	1t	1
Patriots	374	3767	10.1	49t	28
Opponents	314	3378	10.8	52t	23

INTERCEPTIONS	NO	YDS	AVG	LG	TD
Buckley	4	50	12.5	39	0
Law	4	33	8.3	29	0
Bruschi	2	75	37.5	48t	2
O. Smith	2	21	10.5	22	0
V. Green	1	90	90.0	90t	1
Seymour	1	6	6.0	6	0
McGinest	1	2	2.0	2	0
Hamilton	1	0	0.0	0	0
T. Jones	1	0	0.0	0	0
Vrabel	1	0	0.0	0	0
Patriots	18	277	15.4	90t	3
Opponents	14	177	12.6	46	1

PUNTING	NO	YDS	AVG	NET TB	IN20	LG	BLK
Walter	70	2723	38.9	33.3	9	19	55
Patriots	71	2723	38.4	33.3	9	19	55
Opponents	68	2680	39.4	32.4	9	15	62

PUNT RETURNS	NO	FC	YDS	AVG	LG	TD
Brown	24	10	175	7.3	27	0
Faulk	8	4	65	8.1	16	0
Branch	2	0	58	29.0	40	0
Patriots	34	14	298	8.8	40	0
Opponents	24	18	181	7.5	34	0

Sacks: McGinest 5.5, Seymour 5.5, Bruschi 4.5, Vrabel 4.5, Pleasant 3.0, J. Green 2.5, Hamilton 2.0, Johnson 1.5, T. Jones 1.5, Holsey 1.0, Law 1.0, Phifer 0.5. **Patriots 34.0, Opponents 31.0**

KICK RETURNS	NO	YDS	AVG	LG	TD
Branch	36	863	24.0	63	0
Faulk	26	725	27.9	87t	2
Pass	7	123	17.6	28	0
Edwards	3	27	9.0	15	0
Bruschi	1	11	11.0	11	0
J. Green	1	10	10.0	10	0
Redmond	1	12	12.0	12	0
Patriots	75	1771	23.6	87t	2
Opponents	73	1493	20.5	57	0

FIELD GOALS	1-19	20-29	30-39	40-49	50+
Vinateri	0/0	6/6	12/12	8/10	1/2
Patriots	0/0	6/6	12/12	8/10	1/2
Opponents	1/1	6/7	8/10	5/14	0/2

Vinateri: (45G, 28G, 27G) (28G, 31G, 40G) (37G, 35G) (41N) (32G) (26G) (46G) (57G, 31G, 42G, 25G) (36G, 31G, 52N) (34G) (31G, 29G) (39G, 46G, 43N) (44G) (41G, 36G, 43G, 35G)

Opponents: (39N) (39G) (50B) (45N, 40G, 33G) (42N) (48N, 19G, 39N) (50N, 25N, 45N) (39G, 40G, 32G) (39G, 49B, 28G) (43B, 38G, 41N) (23G, 45G, 39G, 46G) (26G) (45N, 28G) (39G, 23G, 43G) (47N, 28G)

Starters: Offense: WR Troy Brown (13), Deion Branch (2), Donald Hayes (1); LT Matt Light (16); LG Mike Compton (15), Joe Andruzzi (1); C Damien Woody (13), Grey Ruegamer (2), M. Compton (1); RG J. Andruzzi (12), D. Woody (2), Adrian Klemm (1), Stephen Neal (1); RT Kenyatta Jones (11), Greg Randall (3), A. Klemm (2); TE Christian Fauria (13), Daniel Graham (2), Cameron Cleeland (1); WR David Patten (14); QB Tom Brady (16); RB Antowain Smith (15); FB Marc Edwards (11); 2nd TE D. Graham (4); 3rd WR D. Branch (5).

Defense: DE Bobby Hamilton (9), Willie McGinest (7); DT/NT B. Hamilton (6), Steve Martin (5), Richard Seymour (3), Rick Lyle (2); DT/DE R. Seymour (13), Anthony Pleasant (2), W. McGinest (1); DE/OLB A. Pleasant (9), Jarvis Green (4), Mike Vrabel (3); OLB/ILB M. Vrabel (10), Tedy Bruschi (3), W. McGinest (1); MLB/ILB Ted Johnson (11), T. Bruschi (5); OLB/OLB Roman Phifer (14), T. Bruschi (1), W. McGinest (1); LCB Ty Law (16); RCB Otis Smith (13), Terrell Buckley (2), Leonard Myers (1); SS Lawyer Milloy (16); FS Tebucky Jones (12), Victor Green (4); 5th Defensive Back V. Green (2)

2002 Coaching Staff: Romeo Crennel, Defensive Coordinator/Defensive Line; Brian Daboll, Wide Receivers; Jeff Davidson, Assistant Offensive Line/Tight Ends; Ivan Fears, Running Backs; Pepper Johnson, Inside Linebackers; Eric Mangini, Defensive Backs; Markus Paul, Assistant Strength and Conditioning; Rob Ryan, Outside Linebackers; Dante Scarnecchia, Assistant Head Coach/Offensive Line; Brad Seely, Special Teams; Charlie Weiss, Offensive Coordinator/Quarterbacks; Mike Woicik, Strength and Conditioning.

Pro Bowl (6): SpT Larry Izzo (2); CB Ty Law (3), S Lawyer Milloy (4), DT Desmond Seymour (1), K Adam Vinateri (1), C Damien Woody (1).

2003 FINAL STATISTICS (14-2)

Head Coach: Bill Belichick • AFC East Division Champions • Home Stadium: Gillette Stadium

DATE	W/L	SCORE	OPPONENT	ATTENDANCE
9/07	L	0-31	at Buffalo	73,262
9/14	W	31-10	at Philadelphia	67,624
9/21	W	23-16	N.Y. Jets	68,436
9/28	L	17-20	at Washington	83,632
10/05	W	38-30	Tennessee	68,436
10/12	W	17-6	N.Y. Giants	68,436
10/19	W	19-13	at Miami OT	73,650
10/26	W	9-3	Cleveland	68,436
11/03	W	30-26	at Denver	68,436
BYE WEEK				
11/16	W	12-0	Dallas	68,436
11/23	W	23-20	at Houston OT	70,719
11/30	W	38-34	at Indianapolis	57,102
12/07	W	12-0	Miami	68,436
12/14	W	27-13	Jacksonville	68,436
12/20	W	21-16	at N.Y. Jets	77,835
12/27	W	31-0	Buffalo	68,436
AFC PLAYOFFS				
1/10	W	17-14	Tennessee	68,436
1/18	W	24-14	Indianapolis	68,436
SUPER BOWL XXXVIII (at Houston, Texas)				
2/01	W	32-29	Carolina	71,525

Team Statistics

	PATS	OPP
TOTAL FIRST DOWNS	294	293
Rushing	91	91
Passing	177	177
Penalty	26	25
3rd Down: Made/Att	84/237	81/235
3rd Down Pct.	37.0	34.5
4th Down: Made/Att	6/14	6/16
4th Down Pct.	42.9	37.5
POSSESSION AVG.	30:50	29:10
TOTAL NET YARDS	5039	4666
Avg. Per Game	314.9	291.6
Total Plays	1042	1060
Avg. Per Play	4.8	4.4
NET YARDS RUSHING	1607	1434
Avg. Per Game	100.4	89.6
Total Rushes	473	401
NET YARDS PASSING	3432	3232
Avg. Per Game	214.5	202.0
Sacked/Yards Lost	32/219	41/253
Gross Yards	3651	3485
Att./Completions	537/320	618/328
Completion Pct.	59.6	53.1
Had Intercepted	13	29
PUNTS/AVERAGE	88/37.1	90/40.6
NET PUNTING AVG.	88/33.5	90/34.4
PENALTIES/YARDS	111/998	107/845
FUMBLE/BALL LOST	25/11	31/12
TOUCHDOWNS	39	23
Rushing	9	10
Passing	23	11
Returns	7	2
Score by Periods	1 2 3 4 OT	1 2 3 4 OT
Patriots	80 83 79 97 9	348
Opponents	42 73 51 72 0	238
SCORING	TD R P Pt FG S TP	TD R P Pt FG S TP
Brady	5 0 0 0 0 0 0	112
Vinateri	0 0 0 0 0 0 0	36
Givens	6 0 0 0 0 0 0	36
Cloud	5 5 0 0 0 0 0	30
T. Brown	4 0 4 0 0 0 0	24
Graham	4 0 4 0 0 0 0	24
Branch	3 0 3 0 0 0 0	18
B. Johnson	3 0 2 1 0 0 0	18
Smith	3 0 3 0 0 0 0	18
Bruschi	2 0 0 2 0 0 0	12
Fauria	2 0 2 0 0 0 0	12
Brady	1 1 0 0 0 0 0	6
Centers	1 0 0 0 0 0 0	6
Chatham	1 0 0 0 0 0 0	6
Law	1 0 0 0 0 0 0	6
McGinest	1 0 0 0 0 0 0	6
Samuel	1 0 0 0 0 0 0	6
Ward	1 0 0 0 0 0 0	6
Patriots	39 9 23 7 37/38 25/34 1	348
Opponents	23 10 11 2 21/21 25/35 1	238

RUSHING	NO	YDS	AVG	LG	TD
Smith	182	642	3.5	30	3
Faulk	178	638	3.6	23	0
Cloud	27	118	4.4	42	5
Centers	21	82	3.9	13	0
Brady	42	63	1.5	11	1
T. Brown	6	27	4.5	11	0
Pass	6	27	4.5	11	0
Branch	1	11	11.0	11	0
Klecko	2	5	2.5	5	0
Patten	1	4	4.0	4	0
McCrary	3	3	1.0	4	0
Walter	2	0	0.0	0	0
Huard	1	-1	-1.0	-1	0
B. Johnson	1	-12	-12.0	-12	0
Patriots	473	1607	3.4	42	9
Opponents	401	1434	3.6	23	10

RECEIVING	NO	YDS	AVG	LG	TD
Branch	57	803	14.1	66	3
Faulk	48	440	9.2	27	0
T. Brown	40	472	11.8	82	4
Graham	38	409	10.8	38	4
Givens	34	510	15.0	57	6
Huard	28	285	10.2	28	2
Centers	19	106	5.6	14	1
B. Johnson	16	209	13.1	45	2
Smith	14	92	6.6	16	0
Patten	9	140	15.6	42	0
Ward	7	106	15.1	31	1
Pass	4	21	5.3	11	0
Stokes	2	38	19.0	31	0
McCrary	2	12	6.0	9	0
Cloud	1	8	8.0	9	0
Andruzzi	1	0	0.0	0	0
Patriots	320	3651	11.4	82	23
Opponents	328	3485	10.6	67	11

INTERCEPTIONS	NO	YDS	AVG	LG	TD
Law	6	112	18.7	65	1
Poole	6	81	13.5	44	0
Wilson	4	18	4.5	10	0
Bruschi	3	26	8.7	18	2
Harrison	3	0	0.0	2	0
Samuel	2	55	27.5	55	1
Vrabel	2	18	9.0	14	0
Morris	1	33	33.0	33	0
McGinest	1	15	15.0	15	1
Izzo	1	0	0.0	0	0
Patriots	29	358	12.3	65	5
Opponents	13	122	9.4	37	1

PUNTING	NO	YDS	AVG	NET YD	IN20	LG	BLK
Walter	76	2865	37.7	33.6	3	25	52
Barnard	10	365	36.5	32.5	1	4	49
Brady	1	36	36.0	36.0	0	1	36
Patriots	88	3266	37.1	33.5	4	30	52
Opponents	90	3658	40.6	34.4	5	21	71

Sacks: Vrabel 9.5, Seymour 8.0, McGinest 5.5, Harrison 3.0, Bruschi 2.0, Colvin 2.0, Green 2.0, Washington 2.0, Chatham 1.5, Klecko 1.5, Banta-Cain 1.0, Cherry 1.0, Pleasant 1.0, Warren 1.0, **Patriots 41.0, Opponents 32.0**

PUNT RETURNS	NO	FC	YDS	AVG	LG	TD
T. Brown	29	13	293	10.1	23	0
Poole	11	3	75	6.8	18	0
Faulk	5	6	66	13.2	19	0
Branch	4	1	26	6.5	11	0
B. Johnson	1	0	2	2.0	2	0
Ward	0	2	0	---	---	0
Patriots	50	25	462	9.2	23	0
Opponents	38	11	240	6.3	57	1

KICK RETURNS	NO	YDS	AVG	LG	TD
B. Johnson	30	847	28.2	92	1
Pass	11	254	23.1	36	0
Faulk	10	207	20.7	30	0
Cloud	2	38	19.0	19	0
Givens	2	31	15.5	20	0
Klecko	2	20	10.0	10	0
Vrabel	2	22	11.0	14	0
Bruschi	1	9	9.0	9	0
Patriots	60	1428	23.8	92	1
Opponents	77	1623	21.1	75	0

FIELD GOALS	1-19	20-29	30-39	40-49	50+
Vinateri	0/0	16/17	4/8	5/8	0/1
Patriots	0/0	16/17	4/8	5/8	0/1
Opponents	1/1	8/8	8/11	7/14	1/1

Vinateri: (1) (27G) (24G, 22G, 47G) (23G 46N) (34N, 39N, 48G) (42N, 28G) (25G, 30G) (27G, 48N, 28G, 38G) (40G, 46G, 28G) (23G, 26G) (21G, 38N, 32G, 37B, 28G) (43G) (29G, 54N) (22G, 31G) (1) (24N, 24G)
Opponents: (44G) (57G) (41G, 39G, 30G, 42N) (38G, 29G, 48B) (48G, 43G, 46N, 33G, 37G, 41G) (22G, 47N, 49N, 34G) (23G, 34G, 35B, 35N) (29G) (44N, 43G) (1) (19G, 31G) (40G, 29G) (1) (24G, 23G, 34N) (29G) (40N)

STARTERS

Offense: WR Troy Brown (10), David Givens (3), Bethel Johnson (3); LT Matt Light (16); LG Damien Woody (12), Mike Compton (2), Joe Andruzzi (1), Russ Hochstein (1); C Dan Koppin (15), Damien Woody (1); RG Joe Andruzzi (15), Damien Woody (1); RT Tom Ashworth (13), Adrian Klemm (3); TE Christian Fauria (13), Daniel Graham (3); WR Deion Branch (9), David Patten (5); QB Tom Brady (16); RB Kevin Faulk (8), Antowain Smith (6), Michael Cloud (1); FB Larry Centers (3), Fred McCrary (3); 3rd WR Deion Branch (2), David Givens (2), Bethel Johnson (1); 4th WR Bethel Johnson (1); 2nd TE Daniel Graham (5).

Defense: LE Bobby Hamilton (16); DT/NT Ted Washington (10), Ty Warren (4), Rick Lyle (1), Dan Klecko (1); DT/RE Richard Seymour (14), Jarvis Green (2); DE/OLB Willie McGinest (9), Jarvis Green (5), Roosevelt Colvin (2); OLB/LB Roman Phifer (12), Willie McGinest (2), Ted Johnson (2); MLB/LB Tedy Bruschi (16); OLB/LB Mike Vrabel (9), Matt Chatham (4), Roman Phifer (3); LCB Ty Law (14), Tyrone Poole (1), Asante Samuel (1); RCB Tyrone Poole (15), Ty Law (1); SS Rodney Harrison (16); FS Eugene Wilson (15), Antwan Harris (1).

2003 Coaching Staff: Romeo Crennel, Defensive Coordinator/Defensive Line; Brian Daboll, Wide Receivers; Jeff Davidson, Assistant Offensive Line/Tight Ends; Ivan Fears, Running Backs; John Hufnagel, Quarterbacks; Pepper Johnson, Inside Linebackers; Eric Mangini, Defensive Backs; Markus Paul, Assistant Strength and Conditioning; Rob Ryan, Outside Linebackers; Dante Scarnecchia, Assistant Head Coach/Offensive Line; Brad Seely, Special Teams; Charlie Weiss, Offensive Coordinator; Mike Woicik, Strength and Conditioning.

Pro Bowl (3): CB Ty Law (4), LB Willie McGinest (2), DL Richard Seymour (2).

PASSING	ATT	CMP	YARDS	CMP%	YDS/ATT	TD	INT	INT%	LG	SK/YDS	RATING
Brady	527	317	3620	60.2	6.87	23	4.4	12	2.3	82	85.9
Davey	7	3	31	42.9	4.43	0	0.0	0	0.0	16	56.3
Faulk	1	0	0	0.0	0.0	0	0.0	0	0.0	0	39.6
Givens	1	0	0	0.0	0.0	0	0.0	1	100.0	0	0.0
Huard	1	0	0	0.0	0.0	0	0.0	0	0.0	0	39.6
Patriots	537	320	3651	59.6	6.80	23	4.3	13	2.4	82	84.3
Opponents	618	328	3485	53.1	5.64	11	1.8	29	4.7	67	41/253

2004 FINAL STATISTICS (14-2)

Head Coach: Bill Belichick • AFC East Division Champions • Home Stadium: Gillette Stadium

DATE	W/L	SCORE	OPPONENT	ATTENDANCE
09/09	W	27-24	Indianapolis	68,756
09/19	W	23-12	at Arizona	51,557
BYE WEEK				
10/03	W	31-17	at Buffalo	72,698
10/10	W	24-10	Miami	68,756
10/17	W	30-20	Seattle	68,756
10/24	W	13-7	N.Y. Jets	68,756
10/31	L	20-34	at Pittsburgh	64,737
11/07	W	40-22	at St. Louis	66,107
11/14	W	29-6	Buffalo	68,756
11/22	W	27-19	at Kansas City	78,431
11/28	W	24-3	Baltimore	68,756
12/05	W	42-15	at Cleveland	73,028
12/12	W	35-28	Cincinnati	68,756
12/20	L	28-29	at Miami	73,629
12/26	W	23-7	at N.Y. Jets	77,975
1/02	W	21-7	San Francisco	68,756

AFC PLAYOFFS				
1/16	W	20-3	Indianapolis	68,756
1/23	W	41-27	at Pittsburgh	65,242
SUPER BOWL XXXIX (at Jacksonville, Fla.)				
2/06	W	24-21	Philadelphia	78,125

Team Statistics

	PATS	OPP
TOTAL FIRST DOWNS	344	290
Rushing	120	83
Passing	193	177
Penalty	31	30
3rd Down: Made/Att	93/206	81/209
3rd Down Pct.	45.1	38.8
4th Down: Made/Att	4/10	13/30
4th Down Pct.	40.0	43.3
POSSESSION AVG.	31:22	28:38
TOTAL NET YARDS	5722	4972
Avg. Per Game	357.6	310.8
Total Plays	1035	988
Avg. Per Play	5.5	5.0
NET YARDS RUSHING	2134	1572
Avg. Per Game	133.4	98.3
Total Rushes	524	405
NET YARDS PASSING	3588	3400
Avg. Per Game	224.3	212.5
Sacked/Yards Lost	26/162	45/311
Gross Yards	3750	3711
Att./Completions	485/293	538/315
Completion Pct.	60.4	58.6
Had Intercepted	14	20
PUNTS/AVERAGE	56/42.9	69/41.5
NET PUNTING AVG.	56/33.7	69/36.8
PENALTIES/YARDS	101/822	118/1014
FUMBLES/BALL LOST	24/13	31/16
TOUCHDOWNS	49	31
Rushing	15	9
Passing	29	18
Returns	5	4

Score by Periods	1	2	3	4	OT	Total
Patriots	87	159	102	89	0	437
Opponents	55	94	45	66	0	260

SCORING	TD	Ru	Pa	Rt	PAT	FG	S	TP
Vinateri	0	0	0	0	48/48	31/33	0	141
Dillon	13	12	1	0	0	0	0	80
Graham	7	0	7	0	0	0	0	42
Patten	7	0	7	0	0	0	0	42
Faulk	4	0	4	0	0	0	0	24
Brady	3	2	1	0	0	0	0	18
Givens	3	0	3	0	0	0	0	18
Fauria	2	0	2	0	0	0	0	12
B. Johnson	2	0	1	1	0	0	0	12
Brady	2	0	2	0	0	0	0	12
Abdullah	1	1	0	0	0	0	0	6
Brown	1	0	1	0	0	0	0	6
Gay	1	0	0	1	0	0	0	6
Green	1	0	0	1	0	0	0	6
Samuel	1	0	0	1	0	0	0	6
Seymour	1	0	0	1	0	0	0	6
Patriots	49	15	29	5	48/48	31/33	0	437
Opponents	31	9	18	4	23/23	15/18	0	260

2-Pt. Conversions: Patriots 1-1 (Dillon), Opp. 3-8

RUSHING	NO	YDS	AVG	LG	TD
Dillon	345	1635	4.7	44	12
Faulk	54	255	4.7	20	2
Pass	39	141	3.6	19	0
Cobb	22	50	2.3	13	0
Brady	43	28	0.7	10	0
Abdullah	13	13	1.0	5	1
B. Johnson	2	8	4.0	11	0
Patten	1	5	5.0	5	0
Izzo	1	0	0.0	0	0
Davey	4	-1	-0.2	3	0
Patriots	524	2134	4.1	44	15
Opponents	405	1572	3.9	34	9

RECEIVING	NO	YDS	AVG	LG	TD
Givens	56	874	15.6	50	3
Patten	44	800	18.2	48	7
Branch	35	454	13.0	26	4
Graham	30	364	12.1	48	7
Pass	28	215	7.7	22	0
Faulk	26	248	9.5	31	1
Brown	17	184	10.8	22	1
Fauria	16	195	12.2	25	2
Dillon	15	103	6.9	20	1
B. Johnson	10	174	17.4	48	1
Weaver	8	93	11.6	25	0
Klecko	3	18	6.0	11	0
Watson	2	16	8.0	14	0
Vrabel	2	3	1.5	2	2
Abdullah	1	9	9.0	9	0
Patriots	293	3750	12.8	50	29
Opponents	315	3711	11.8	65	18

INTERCEPTIONS	NO	YDS	AVG	LG	TD
Wilson	4	51	12.8	24	0
Bruschi	3	70	23.3	36	0
Brown	3	22	7.3	17	0
Gay	2	23	11.5	13	0
Harrison	2	12	6.0	12	0
Samuel	1	34	34.0	34	1
McGinest	1	27	27.0	27	0
Phifer	1	26	26.0	26	0
Poole	1	21	21.0	21	0
Banta-Cain	1	4	4.0	4	0
Law	1	0	0.0	0	0
Patriots	20	290	14.5	36	1
Opponents	14	242	17.3	65	1

PUNTING	NO	YDS	AVG	NET TB	INT	LG	BLK
Jo. Miller	56	2350	42.0	33.7	5	19	69
Patriots	56	2350	42.0	33.7	5	19	69
Opponents	69	2866	41.5	36.8	5	21	63

Sacks: McGinest 9.5, Vrabel 5.5, Colvin 5.0, Seymour 5.0, Green 4.0, Bruschi 3.5, Warren 3.5, Harrison 3.0, Wilfork 2.0, Banta-Cain 1.5, Phifer 1.5, T. Johnson 1.0.
Patriots 45.0, Opponents 26.0

PUNT RETURNS	NO	FC	YDS	AVG	LG	TD
Faulk	20	11	133	6.7	16	0
Brown	12	3	83	6.9	23	0
B. Johnson	4	1	8	2.0	6	0
Poole	2	0	6	3.0	6	0
Branch	1	0	0	0.0	0	0
Gay	1	0	0	0.0	0	0
Patriots	40	15	230	5.8	23	0
Opponents	31	7	365	11.8	71	1

KICK RETURNS	NO	YDS	AVG	LG	TD
B. Johnson	41	1016	24.8	93	1
Pass	6	115	19.2	24	0
Faulk	4	73	18.3	24	0
Kasper	3	61	20.3	21	0
Banta-Cain	1	21	21.0	21	0
Patten	1	16	16.0	16	0
Patriots	56	1302	23.3	93	1
Opponents	86	2003	23.3	98	1

FIELD GOALS	1-19	20-29	30-39	40-49	50+
Vinateri	0/0	13/13	7/7	11/12	0/1
Patriots	0/0	13/13	7/7	11/12	0/1
Opponents	1/1	5/5	5/6	2/3	2/3

Vinateri: (32G, 43G) (29G, 28G, 24G) (42G) (40G, 47N) (40G, 39G, 30G) (41G, 27G) (43G, 25G) (43G, 31G, 45G, 36G) (27G, 24G, 20G, 45G, 37G) (37G, 28G) (28G, 40G, 48G) (0) (28G, 29G, 50M, 26G) (0)
Opponents: (32G, 48N) (51G, 52G, 58M) (33G) (29G) (33G, 40G, 28G, 31G) (0) (19G, 29G) (0) (44G, 24G) (22G) (0) (30G) (0) (39N)

STARTERS

Offense: WR Deion Branch (9), David Patten (6), Bethel Johnson (1); LT Matt Light (16); LG Joe Andruzzi (14), Russ Hochstein (2); C Dan Koppen (16); RG Stephen Neal (14), Joe Andruzzi (2); RT Brandon Gorin (10), Tom Ashworth (6); TE Daniel Graham (14), Christian Fauria (2); WR David Givens (11), David Patten (3); QB Tom Brady (16); RB Corey Dillon (14), Kevin Faulk (1); FB Patrick Pass (4), Dan Klecko (2); 3rd WR David Patten (2), David Givens (1); 2nd TE Christian Fauria (8), Benjamin Watson (1); 3rd TE Jed Weaver (1).

Defense: LE Ty Warren (16); NT Keith Taylor (10), Vince Wilfork (6); RE Richard Seymour (15), Jarvis Green (1); OLB Willie McGinest (16); ILB Ted Johnson (15), Roman Phifer (1); ILB Tedy Bruschi (16); OLB Mike Vrabel (15), Roosevelt Colvin (1); LCB Ty Law (7), Asante Samuel (3), Eugene Wilson (3), Earthwind Moreland (2), Randall Gay (1); RCB Randall Gay (7), Asante Samuel (5), Tyrone Poole (4); SS Rodney Harrison (16); FS Eugene Wilson (11), Don Davis (2), Dexter Reid (2), Randall Gay (1).

2004 Coaching Staff: Romeo Crennel, Defensive Coordinator; Brian Daboll, Wide Receivers; Jeff Davidson, Assistant Offensive Line/Tight Ends; Ivan Fears, Running Backs; Pepper Johnson, Defensive Line; Eric Mangini, Defensive Backs; Josh McDaniels, Quarterbacks; Matt Patricia, Coaching Assistant; Markus Paul, Assistant Strength and Conditioning; Dean Pees, Linebackers; Dante Scarnecchia, Assistant Head Coach/Offensive Line; Brad Seely, Special Teams; Cory Udlin, Coaching Assistant; Charlie Weis, Offensive Coordinator; Mike Woick, Strength and Conditioning.

Pro Bowl (5): QB Tom Brady (2), LB Tedy Bruschi (1), SpT Larry Izzo (3), DL Richard Seymour (3), K Adam Vinateri (2).

PASSING	ATT	CMP	YARDS	CMP%	YDS/ATT	TD	TD%	INT	INT%	LG	SK/YDS	RATING
Brady	474	288	3692	60.8	7.79	28	5.9	14	3.0	50	26/162	92.6
Davey	10	4	54	40.0	5.40	0	0.0	0	0.0	20	0/0	57.9
Vinateri	1	1	4	100.0	4.00	1	100.0	0	0.0	41	0/0	122.9
Patriots	485	293	3750	60.4	7.73	29	6.0	14	2.9	50	26/162	92.5
Opponents	538	315	3711	58.6	6.90	18	3.3	20	3.7	65	45/311	75.3

2005 FINAL STATISTICS (10-6)

Head Coach: Bill Belichick • AFC East Division Champions • Home Stadium: Gillette Stadium

DATE	W/L	SCORE	OPPONENT	ATTENDANCE
09/08	W	30-20	Oakland	68,756
09/18	L	17-27	at Carolina	73,528
09/25	W	23-20	at Pittsburgh	64,888
10/02	L	17-41	San Diego	68,756
10/09	W	31-28	at Atlanta	71,079
10/16	L	20-28	at Denver	76,571
BYE WEEK				
10/30	W	21-16	Buffalo	68,756
11/07	L	21-40	Indianapolis	68,756
11/13	W	23-16	at Miami	73,405
11/20	W	24-17	New Orleans	68,756
11/27	L	16-26	at Kansas City	78,025
12/04	W	16-3	N.Y. Jets	68,756
12/11	W	35-7	at Buffalo	71,810
12/17	W	28-0	Tampa Bay	68,756
12/26	W	31-21	at N.Y. Jets	77,569
1/01	L	26-28	Miami	68,756
AFC PLAYOFFS				
1/07	W	28-3	Jacksonville	68,756
1/14	L	13-27	at Denver	76,238

Team Statistics

	PATS	OPP
TOTAL FIRST DOWNS	334	306
Rushing	101	94
Passing	204	179
Penalty	29	33
3rd Down: Made/Att	93/221	92/219
3rd Down Pct.	42.1	42.0
4th Down: Made/Att	13/17	3/9
4th Down Pct.	76.5	33.3
POSSESSION AVG.	30:19	29:41
TOTAL NET YARDS	5632	5283
Avg. Per Game	352.0	330.2
Total Plays	1031	997
Avg. Per Play	5.5	5.3
NET YARDS RUSHING	1512	1580
Avg. Per Game	94.5	98.8
Total Rushes	439	437
NET YARDS PASSING	4120	3703
Avg. Per Game	257.5	231.4
Sacked/Yards Lost	28/202	33/223
Gross Yards	4322	3926
Att./Completions	564/352	527/296
Completion Pct.	62.4	56.2
Had Intercepted	15	10
PUNTS/AVERAGE	77/44.6	81/43.7
NET PUNTING AVG.	77/38.3	81/37.8
PENALTIES/YARDS	110/921	132/1068
FUMBLES/BALL LOST	19/9	13/8
TOUCHDOWNS	46	38
Rushing	16	11
Passing	28	25
Returns	2	2

Score by Periods	1	2	3	4	OT	TOTAL
Patriots	90	74	97	118	0	379
Opponents	55	117	56	110	0	338

SCORING	TD	Ru	Pa	Rt	PAT	FG	\$	TP
Dillon	13	12	1	0	40/41	20/25	0	78
Branch	5	0	5	0	0	0	0	30
Watson	4	0	4	0	0	0	0	24
Vrabel	4	0	3	1	0	0	0	24
Pass	3	3	0	0	0	0	0	18
Dwight	3	0	3	0	0	0	0	18
Graham	3	0	3	0	0	0	0	18
Givens	2	0	2	0	0	0	0	12
Fauria	2	0	2	0	0	0	0	12
T. Brown	2	0	2	0	0	0	0	12
Brady	1	1	0	0	0	0	0	6
Ashworth	1	0	1	0	0	0	0	6
Sanders	1	0	1	0	0	0	0	6
Johnson	1	0	1	0	0	0	0	6
A. Davis	1	0	1	0	0	0	0	6
Evans	0	0	0	0	0	1	2	2
Flutie	0	0	0	0	1/1	0/0	0	0
Patriots	46	16	28	2	41/42	20/25	1	379
Opponents	38	11	25	2	34/34	24/30	1	338

2-PT. Conversions: Patriots 1-4 (Evans),
Opponents 1-4

PASSING	ATT	CMP	YARDS	CMP%	YDS/ATT	TD%	INT%	LG	SK/YDS	RATING
Brady	530	334	4110	63.0	7.75	26	4.9	14	2.6	71
Cassel	24	13	183	54.2	7.63	2	8.3	1	4.2	36
Flutie	10	5	29	50.0	2.90	0	0.0	0	0.0	13
Patriots	564	352	4322	62.4	7.66	28	5.0	15	2.7	71
Opponents	527	296	3926	56.2	7.45	25	4.7	10	1.9	85

RUSHING	NO	YDS	AVG	LG	TD
Dillon	209	733	3.5	29	12
Pass	54	245	4.5	31	3
Evans	51	192	3.8	21	0
Faulk	51	145	2.8	13	0
Brady	27	89	3.3	15	1
Cloud	23	59	2.6	15	0
Zereoue	7	14	2.0	12	0
Givens	2	13	6.5	9	0
Cassel	6	12	2.0	9	0
Dwight	4	11	2.8	12	0
Flutie	5	-1	-0.2	2	0
Patriots	439	1512	3.4	31	16
Opponents	437	1580	3.6	68	11

RECEIVING	NO	YDS	AVG	LG	TD
Branch	78	998	12.8	51	5
Givens	59	738	12.5	40	2
T. Brown	39	466	11.9	71	2
Watson	29	441	15.2	35	4
Faulk	29	260	9.0	23	0
Dillon	22	227	10.3	39	0
Dwight	22	181	8.2	25	1
Graham	19	332	17.5	59	3
Evans	16	235	14.7	45	3
Graham	10	88	8.8	19	0
A. Davis	9	190	21.1	60	1
Fauria	8	57	7.1	18	2
Johnson	4	67	16.8	55	1
Childress	3	32	10.7	21	0
Vrabel	3	4	1.3	21	3
Zereoue	1	5	5.0	5	0
Ashworth	1	1	1.0	11	1
Patriots	352	4322	12.3	71	28
Opponents	296	3926	13.3	85	25

INTERCEPTIONS	NO	YDS	AVG	LG	TD
Samuel	3	15	5.0	15	0
Hobbs	3	8	2.7	8	0
Vrabel	2	23	11.5	24	1
Sanders	1	39	39.0	39	1
Wilson	1	0	0.0	0	0
Patriots	10	85	8.5	39	2
Opponents	15	188	12.5	74	2

PUNTING	NO	YDS	AVG	NET TB	IN20	LG	BLK
J. Miller	76	3431	45.1	38.3	4	22	59
Patriots	76	3431	44.6	38.3	4	22	59
Opponents	81	3537	43.7	37.8	8	27	68

Sacks: Colvin 7.0, McGinest 6.0, Vrabel 4.5, Seymour 4.0, Green 2.5, Bruschi 2.0, Warren 1.5, Poteat 1.0, Chatham 1.0, Beisel 1.0, Hawkins 1.0, Klecko 0.5, Wilfork 0.5, Banta-Cain 0.5.

Patriots 33.0, Opponents 28.0

PUNT RETURNS	NO	FC	YDS	AVG	LG	TD
Dwight	32	13	273	8.5	29	0
T. Brown	7	5	30	4.3	7	0
Johnson	1	0	11	11.0	11	0
Patriots	40	18	314	7.9	29	0
Opponents	42	14	405	9.6	76	0

KICK RETURNS	NO	YDS	AVG	LG	TD
Johnson	31	694	22.4	54	0
Hobbs	15	361	24.1	37	0
Dwight	10	250	25.0	38	0
Faulk	4	81	20.3	26	0
A. Davis	3	108	36.0	65	0
Pass	2	31	15.5	21	0
Cloud	1	15	15.0	15	0
Banta-Cain	1	14	14.0	14	0
Watson	1	1	1.0	1	0
Stone	1	0	0.0	0	0
Izzo	1	0	0.0	0	0
Patriots	70	1555	22.2	65	0
Opponents	68	1487	21.9	46	0

FIELD GOALS	1-9	20-29	30-39	40-49	50+
Vinateri	0/0	7/7	9/10	4/6	0/2
Patriots	0/0	7/7	9/10	4/6	0/2
Opponents	0/0	6/6	9/12	6/8	3/4

Vinateri: (26G) (45G) (53N, 48G, 35G, 43G) (37N, 24G) (29G) (39G, 53N, 38G) (44N) (35G, 32G, 33G) (37G) (29G) (45N, 21G, 34G, 22G) (1) (26G) (49G, 33G) (42G, 21G) (33G, 58G) (46N, 23G, 35G, 41G) (35G, 20G) (31N, 36G) (30N, 46G) (25G, 20G, 33G, 47G) (38G) (32N) (1) (36G, 38G, 41G, 42G)

STARTERS

Offense: WR Deion Branch (15); LT Nick Kaczur (11), Matt Light (3), Tom Ashworth (2); LG Logan Mankins (16); C Dan Koppen (9), Russ Hochstet (7); RG Stephen Neal (16); RT Brandon Gorin (8) Tom Ashworth (8); TE Daniel Graham (9), Christian Fauria (5), Benjamin Watson (2); WR David Givens (10), Andre Davis (3), Troy Brown (1); QB Tom Brady (16); RB Corey Dillon (10), Patrick Pass (3), Kevin Faulk (2), Heath Evans (1); FB Patrick Pass (1); 3rd WR Bethel Johnson (1), Tim Dwight (1), Troy Brown (2), Andre Davis (1); 2nd TE Benjamin Watson (7), Christian Fauria (4); 3rd TE Christian Fauria (1), Tom Ashworth (1).

Defense: LE Ty Warren (16); NT/DT Vince Wilfork (16); RE/DT Richard Seymour (12), Jarvis Green (4); OLB/DE Willie McGinest (11), Mike Vrabel (4), Jarvis Green (1); ILB/OLB Mike Vrabel (12), Monte Beisel (4); ILB/MLB Tedy Bruschi (9), Chad Brown (5), Monte Beisel (2); OLB Roosevelt Colvin (11), Willie McGinest (5); LCB Asante Samuel (15), Hank Poteat (1); RCB Ellis Hobbs (8), Duane Starks (6), Tyrone Poole (1), Randall Gay (1); SS Artrell Hawkins (4), Rodney Harrison (3), Michael Stone (3), Guss Scott (2), James Sanders (2), Arturo Freeman (1), Randall Gay (1); FS Eugene Wilson (16).

2005 Coaching Staff: Joel Collier, Assistant Secondary; Brian Daboll, Wide Receivers; Ivan Fears, Running Backs; Pepper Johnson, Defensive Line; Eric Mangini, Defensive Coordinator; Pete Mangurian, Tight Ends; Josh McDaniels, Quarterbacks; Harold Nash, Assistant Staff Linebackers; Matt Patricia, Assistant Offensive Line; Dean Pees, Linebackers; Dante Scarnecchia, Assistant Head Coach/Offensive Line; Brad Seely, Special Teams; Mike Woicik, Strength and Conditioning.

Pro Bowl (2): QB Tom Brady (3), DL Richard Seymour (4).

2006 FINAL STATISTICS (12-4)

Head Coach: Bill Belichick • AFC East Division Champions • Home Stadium: Gillette Stadium

DATE	W/L	SCORE	OPPONENT	ATTENDANCE
9/10	W	19-17	Buffalo	68,756
9/17	W	24-17	at N.Y. Jets	77,595
9/24	L	7-17	at Denver	68,756
10/01	W	38-13	at Cincinnati	66,035
10/08	W	20-10	Miami	68,756
BYE WEEK				
10/22	W	28-6	at Buffalo	72,180
10/30	W	31-7	at Minnesota	63,819
11/05	L	20-27	Indianapolis	68,756
11/12	L	14-17	N.Y. Jets	68,756
11/19	W	35-0	at Green Bay	70,753
11/26	W	17-13	Chicago	68,756
12/03	W	28-21	Detroit	68,756
12/10	L	0-21	at Miami	74,033
12/17	W	40-7	Houston	68,756
12/24	W	24-21	at Jacksonville	67,164
12/31	W	40-23	Tennessee	69,143
AFC PLAYOFFS				
1/07	W	37-16	N.Y. Jets	68,756
1/14	W	24-21	at San Diego	68,810
1/21	L	34-38	at Indianapolis	57,433

Team Statistics

	PATS	OPP
TOTAL FIRST DOWNS	330	264
Rushing	121	67
Passing	181	164
Penalty	28	33
3rd Down: Made/Att	96/226	75/209
3rd Down Pct.	42.5	35.9
4th Down: Made/Att	16/20	3/11
4th Down Pct.	80.0	27.3
POSSESSION AVG.	31:35	28:25
TOTAL NET YARDS	5369	4710
Avg. Per Game	335.6	294.4
Total Plays	1055	950
Avg. Per Play	5.1	5.0
NET YARDS RUSHING	1969	1507
Avg. Per Game	123.1	94.2
Total Rushes	499	388
NET YARDS PASSING	3400	3203
Avg. Per Game	212.5	200.2
Sacked/Yards Lost	29/190	44/281
Gross Yards	3590	3484
Attempts/Completions	527/326	518/294
Completion Pct.	61.9	56.8
Had Intercepted	12	22
PUNTS/AVERAGE	69/41.3	79/41.6
NET PUNTING AVG.	69/34.6	79/34.4
PENALTIES/YARDS	98/940	102/918
FUMBLES/BALL LOST	27/15	24/13
TOUCHDOWNS	46	24
Rushing	20	11
Passing	25	10
Returns	1	3

Score by Periods	1	2	3	4	OT	Total
Patriots	74	128	73	110	0	385
Opponents	32	74	80	51	0	237

SCORING	TD	Ru	Pa	Rt	PAT	FG	S	TP
Gostkowski	0	0	0	0	43/44	20/26	0	103
Dillon	13	13	0	0	0	0	0	78
Maroney	7	6	1	0	0	0	0	42
Caldwell	4	0	4	0	0	0	0	26
Brown	4	0	4	0	0	0	0	26
Faulk	3	1	2	0	0	0	0	18
Jackson	3	0	3	0	0	0	0	18
Watson	3	0	3	0	0	0	0	18
Gabriel	3	0	3	0	0	0	0	18
Graham	2	0	2	0	0	0	0	12
Gaffney	1	0	1	0	0	0	0	6
Thomas	1	0	1	0	0	0	0	6
Hobbs	1	0	1	0	0	0	0	6
Evans	1	0	1	0	0	0	0	6
Warren	0	0	0	0	0	1	2	2
Patriots	46	20	25	1	43/44	20/26	1	385
Opponents	24	11	10	3	23/23	22/30	1	237

2-Pt. Conversions: Patriots 2-2 (Brown, Caldwell), Opponents 1-4

RUSHING	NO	YDS	AVG	LG	TD
Dillon	199	812	4.1	50	13
Maroney	175	745	4.3	41	6
Faulk	25	123	4.9	11	1
Evans	27	117	4.3	35	0
Brady	49	102	2.1	22	0
Jackson	4	22	5.5	14	0
Pass	6	21	3.5	6	0
Brown	2	18	9.0	16	0
Kight	1	8	8.0	8	0
Caldwell	1	5	5.0	5	0
Cassel	2	4	2.0	5	0
Testaverde	8	-8	-1.0	-1	0
Patriots	499	1969	3.9	50	20
Opponents	388	1507	3.9	74	11

RECEIVING	NO	YDS	AVG	LG	TD
Caldwell	61	760	12.5	62	4
Watson	49	643	13.1	40	3
Brown	43	384	8.9	23	4
Faulk	43	356	8.3	43	2
Gabriel	25	344	13.8	45	3
Maroney	22	194	8.8	31	1
Graham	21	235	11.2	29	2
Dillon	15	147	9.8	52	0
Jackson	13	152	11.7	35	3
Thomas	11	159	14.5	36	1
Gaffney	11	142	12.9	33	1
Evans	7	34	4.9	11	1
Pass	2	24	12.0	16	0
Childress	2	7	3.5	5	0
Kight	1	9	9.0	9	0
Patriots	326	3590	11	62	25
Opponents	294	3484	11.9	83	10

INTERCEPTIONS	NO	YDS	AVG	LG	TD
Samuel	10	120	12.0	33	0
Vrabel	3	0	0.0	2	0
Hobbs	2	79	39.5	70	0
Scott	2	32	16.0	32	0
Sanders	1	21	21.0	21	0
Bruschi	1	8	8.0	8	0
Harrison	1	2	2.0	2	0
Hawkins	1	0	0.0	0	0
Seymour	1	0	0.0	0	0
Patriots	22	262	11.9	70	0
Opponents	12	72	6.0	38	0

PUNTING	NO	YDS	AVG	NET YD	IN20	LG	BLK
Miller	43	1848	43.0	35.8	7	12	62
Walter	16	591	36.9	33.7	0	5	47
Sauerbrun	10	408	40.8	30.7	0	2	58
Patriots	69	2847	41.3	34.6	7	12	61
Opponents	79	3283	41.6	34.4	7	19	62

Sacks: Colvin 8.5, Green 7.5, Warren 7.5, Banta-Cain 5.5, Vrabel 4.5, Seymour 4.0, Bruschi 1.5, Harrison 1.0, Sanders 1.0, Seau 1.0, Wilfork 1.0.
Patriots 44.0, Opponents 29.0

PUNT RETURNS	NO	FC	YDS	AVG	LG	TD
Faulk	31	5	330	10.6	43	0
Jackson	3	0	76	25.3	39	0
Brown	2	9	16	8.0	12	0
Patriots	36	14	422	11.7	43	0
Opponents	29	15	322	11.1	81	2

KICK RETURNS	NO	YDS	AVG	LG	TD
Maroney	28	783	28.0	77	0
Faulk	17	364	21.4	31	0
Hobbs	10	360	36.0	93	1
Banta-Cain	2	25	12.5	16	0
Jackson	1	21	21.0	21	0
Patriots	58	1553	26.8	93	1
Opponents	68	1547	22.8	70	0

FIELD GOALS	1-19	20-29	30-39	40-49	50+
Gostkowski	0/0	10/11	7/10	2/4	1/1
Patriots	0/0	10/11	7/10	2/4	1/1
Opponents	0/0	7/8	6/7	8/12	1/3

Gostkowski: (32G)(20G,29B)(37B)(48N,24G)(35G,31G)(23G)(49G,36N,26G)(31G,21G)(0)(52G)(25G,27G)(0)(36G,32G,31G,21G)(48G,49N)(28G,26G,33N)

Opponents: (53G)(42G)(23G)(40G,45G)(40B,40G,50N)(40G,46G)(0)(23G,37N,31G,46N)(34G)(44N)(45B,46G,32G)(29G,38G,49G,26G)(35G,33G)(0)(53N)(25G,23N,27G,27G)

STARTERS

Offense: WR Reche Caldwell (14), Chad Jackson (1); LT Matt Light (16); LG Logan Mankins (16); C Dan Koppen (16); RG Stephen Neal (13), Billy Yates (3); RT Nick Kazur (9), Ryan O'Callaghan (6), Wesley Britt (1); TE Benjamin Watson (13), Daniel Graham (2), David Thomas (1); WR Troy Brown (9), Doug Gabriel (4), Jabar Gaffney (2); QB Tom Brady (16); RB Corey Dillon (13), Kevin Faulk (1); 2nd TE Daniel Graham (9), David Thomas (1); 3rd TE David Thomas (1); 3rd WR Jabar Gaffney (4); 4th WR Doug Gabriel (1), Kelvin Kight (1); FB Heath Evans (3).

Defense: LE Ty Warren (15), Jarvis Green (1); NT/LDT Vince Wilfork (13), Mike Wright (3); RE/RT Richard Seymour (14), Mike Wright (1), Jarvis Green (1); RE/OLB Roosevelt Colvin (8), Tully Banta-Cain (5), Jarvis Green (2), Richard Seymour (1); ILB Tedy Bruschi (14), Mike Vrabel (2); ILB/OLB Junior Seau (10), Mike Vrabel (6); OLB Mike Vrabel (8), Roosevelt Colvin (7); LCB Chad Scott (6), Asante Samuel (6), Ellis Hobbs (4); RCB Asante Samuel (9), Ellis Hobbs (5), Chad Scott (2); SS Rodney Harrison (10), James Sanders (5), Chad Scott (1); FS Artrell Hawkins (12), Eugene Wilson (4); 5th Defensive Back Hank Poteat (1).

2006 Coaching Staff: Joel Collier, Secondary; Brian Daboll, Wide Receivers; Ivan Fears, Running Backs; Pepper Johnson, Defensive Line; Pete Mangurian, Tight Ends; Josh McDaniels, Offensive Coordinator/Quarterbacks; Harold Nash, Assistant Strength and Conditioning; Matt Patricia, Linebackers; Dean Pees, Defensive Coordinator; Dante Scarnecchia, Assistant Head Coach/Offensive Line; Brad Seely, Special Teams; Mike Woicik, Strength and Conditioning.

Pro Bowl (2): DL Richard Seymour (5), T Matt Light (1).

PASSING	ATT	CMP	YARDS	CMP%	YDS/ATT	TD	TD%	INT	INT%	LG	SK/YDS	RATING
Brady	516	319	3529	61.8	6.8	24	4.7	12	2.3	62	26/175	87.9
Cassel	8	5	32	62.5	4.0	0	0.0	0	0.0	10	3/15	70.8
Testaverde	3	2	29	66.7	9.7	1	33.3	0	0.0	23	0/0	137.5
Patriots	527	326	3590	61.9	6.8	25	4.7	12	2.3	62	29/190	88.4
Opponents	518	294	3484	56.8	6.7	10	1.9	22	4.2	83	44/281	66.1

2007 FINAL STATISTICS (16-0)

Head Coach: Bill Belichick • AFC East Division Champions • Home Stadium: Gillette Stadium

DATE	W/L	SCORE	OPPONENT	ATTENDANCE
9/09	W	38-14	at New York Jets	77,900
9/16	W	38-14	San Diego	68,756
9/23	W	38-7	Buffalo	68,756
10/01	W	34-13	at Cincinnati	66,113
10/07	W	34-17	Cleveland	68,756
10/14	W	48-27	at Dallas	63,984
10/21	W	49-28	at Miami	71,951
10/28	W	52-7	Washington	68,756
11/04	W	24-20	at Indianapolis	57,540
BYE WEEK				
11/18	W	56-10	at Buffalo	71,338
11/25	W	31-28	Philadelphia	68,756
12/03	W	27-24	at Baltimore	71,382
12/09	W	34-13	Pittsburgh	68,756
12/16	W	20-10	New York Jets	68,756
12/23	W	28-7	Miami	68,756
12/29	W	38-35	at New York Giants	79,110
AFC PLAYOFFS				
1/12	W	31-20	Jacksonville	68,756
1/20	W	21-12	San Diego	68,756
SUPER BOWL XLII (at Glendale, Ariz.)				
2/03	L	14-17	New York Giants	71,101

Team Statistics

	N.E.	OPP
TOTAL FIRST DOWNS	393	278
Rushing	124	91
Passing	243	172
Penalty	26	15
3rd Down: Made/Att	92/191	63/187
3rd Down Pct.	48.2	33.7
4th Down: Made/Att	15/21	11/20
4th Down Pct.	71.4	55.0
POSSESSION AVG.	32:33	27:27
TOTAL NET YARDS	6580	4613
Avg. Per Game	411.3	288.3
Total Plays	1058	933
Avg. Per Play	6.2	4.9
NET YARDS RUSHING	1849	1572
Avg. Per Game	115.6	98.3
Total Rushes	451	360
NET YARDS PASSING	4731	3041
Avg. Per Game	295.7	190.1
Sacked/Yards Lost	21/128	47/340
Gross Yards	4859	3381
Att./Completions	586/403	526/314
Completion Pct.	68.8	59.7
Had Intercepted	9	19
PUNTS/AVERAGE	45/40.5	76/43.4
NET PUNTING AVG.	45/36.1	76/36.9
PENALTIES/YARDS	78/690	96/764
FOULS/BALL LOST	14/6	25/12
TOUCHDOWNS	75	37
Rushing	17	7
Passing	50	23
Returns	8	4
Score by Periods	1 2 3 4	0
Patriots	134	199
Opponents	41	274

SCORING	TD	Ru	Pa	Rt	PAT	FG	S	TP
Moss	23	0	23	0			0	138
Gostkowski	0	0	0	74/74	21/24		0	137
Welker	8	0	8	0			0	48
Maroney	6	6	0	0			0	38
Watson	6	0	6	0			0	36
Gaffney	5	0	5	0			0	30
Evans	3	3	0	0			0	18
Morris	3	3	0	0			0	18
Stallworth	3	0	3	0			0	18
K. Brady	2	0	2	0			0	12
T. Brady	2	0	2	0			0	12
Eckel	2	2	0	0			0	12
Hobbs	2	0	2	0			0	12
Vrabel	2	0	2	0			0	12
Andrews	1	0	0	1			0	6
Cassel	1	1	0	0			0	6
Colvin	1	0	0	1			0	6
Faulk	1	0	1	0			0	6
Gay	1	0	0	1			0	6
Samuel	1	0	0	1			0	6
A. Thomas	1	0	0	1			0	6
Wilson	1	0	0	1			0	6
Patriots	75	17	50	8	74/74	21/24	0	589
Opponents	34	7	23	4	34/34	12/14	0	274

2-Pt. Conversions: Patriots 1-1 (Maroney), Opponents 0-0

RUSHING	NO	YDS	AVG	LG	TD
Maroney	185	835	4.5	59t	6
Morris	85	384	4.5	49	3
Faulk	62	265	4.3	14	0
Evans	34	121	3.6	11	3
T. Brady	37	98	2.6	19	2
Eckel	33	90	2.7	14	2
Welker	4	34	8.5	27	0
Cassel	4	12	3.0	15t	1
Stallworth	1	12	12.0	12	0
Watson	1	11	11.0	11	0
Gutierrez	5	-13	-2.6	-1	0
Patriots	451	1849	4.1	59t	17
Opponents	360	1572	4.4	49	7

RECEIVING	NO	YDS	AVG	LG	TD
Welker	112	1175	10.5	42	8
Moss	98	1493	15.2	65t	23
Faulk	47	383	8.1	23	1
Stallworth	46	697	15.2	69t	3
Gaffney	36	449	12.5	56t	5
Watson	36	389	10.8	35	6
K. Brady	9	70	7.8	20	2
Morris	6	35	5.8	18	0
Maroney	4	116	29.0	43	0
Evans	4	43	10.8	29	0
Vrabel	2	3	1.5	2t	2
D. Thomas	1	9	9.0	9	0
Eckel	1	6	6.0	6	0
Mankins	1	-9	-9.0	-9	0
Patriots	403	4859	12.1	69t	50
Opponents	314	3381	10.8	73t	23

INTERCEPTIONS	NO	YDS	AVG	LG	TD
Samuel	6	89	14.8	42	1
Gay	3	52	17.3	31	0
Seau	3	28	9.3	23	0
Sanders	2	43	21.5	42	0
A. Thomas	1	65	65.0	65t	1
Wilson	1	5	5.0	5t	1
Colvin	1	4	4.0	4	0
Harrison	1	2	2.0	2	0
Hobbs	1	0	0.0	0	0
Patriots	19	288	15.2	65t	3
Opponents	9	131	14.6	36t	1

PUNTING	NO	YDS	AVG	NET BT	IN20	LG	BLK
Hanson	44	1821	41.4	36.1	6	13	64
Patriots	45	1821	40.5	36.1	6	13	64
Opponents	76	3297	43.4	36.9	9	16	75

Sacks: Vrabel 12.5, Green 6.5, A. Thomas 6.5, Colvin 4, Warren 4, Seau 3.5, Bruschi 2, Harrison 2, Wilfork 2, Seymour 1.5, Hobbs 1, (group) 1, Wright 0.5.

Patriots 47.0, Opponents 21.0

PUNT RETURNS	NO	FC	YDS	AVG	LG	TD
Welker	25	7	249	10.0	35	0
T. Brown	6	2	55	9.2	28	0
C. Jackson	2	0	7	3.5	6	0
Faulk	0	9	0	---	---	0
Patriots	33	18	311	9.4	35	0
Opponents	14	8	75	5.4	33	0

KICK RETURNS	NO	YDS	AVG	LG	TD
Hobbs	35	911	26.0	108t	1
Welker	7	176	25.1	33	0
C. Jackson	5	85	17.0	39	0
Andrews	4	149	37.3	77t	1
Faulk	2	47	23.5	27	0
Evans	1	13	13.0	13	0
Vrabel	1	3	3.0	3	0
Patriots	55	1384	25.2	108t	2
Opponents	92	2030	22.1	74t	1

FIELD GOALS	1-19	20-29	30-39	40-49	50+
Gostkowski	0/0	10/10	8/9	3/5	0/0
Patriots	0/0	10/10	8/9	3/5	0/0
Opponents	0/0	5/5	2/3	4/4	1/2

Gostkowski: (22G)(41N,24G)(24G)(31G,36G)(20G,25G)(45G,22G)(36G)(34G)(0)(23G,32N)(21G,38G)(48N,42G,28G)(26G,34G)(0)(37G,45G,37G)

Opponents: (0)(0)(40G,48G)(42G)(38G,23G)(0)(50N,21G,25G)(52G)(0)(29G)(23G,44G)(33G,35N)(0)(0)

STARTERS

Offense: WR Randy Moss (16); LT Matt Light (16); LG Logan Mankins (16); C Dan Koppen (15), Russ Hochstein (1); RG Stephen Neal (8), Russ Hochstein (7), Billy Yates (1); RT Nick Kaczur (15), Ryan O'Callaghan (1); TE Benjamin Watson (8), Kyle Brady (5); WR Wes Welker (13), Donte Stallworth (1), Jabar Gaffney (1); QB Tom Brady (16); RB Kevin Faulk (8), Laurence Maroney (6), Sammy Morris (2); 2nd TE Kyle Brady (4), Wesley Britt (1); 3rd WR Donte Stallworth (8), Jabar Gaffney (6); FB Heath Evans (1).

Defense: LE: Ty Warren (16); NT/DT Vince Wilfork (16); RE/DT Richard Seymour (8), Jarvis Green (7), Mike Wright (1); RE/OLB Roosevelt Colvin (9), Jarvis Green (3), Adalius Thomas (4); ILB Tedy Bruschi (16); ILB/OLB Adalius Thomas (11), Junior Seau (4), Rodney Harrison (1); OLB Mike Vrabel (15), Roosevelt Colvin (1); LCB Asante Samuel (14), Randall Gay (2); RCB Ellis Hobbs (16); SS Rodney Harrison (10), James Sanders (6); FS James Sanders (9), Eugene Wilson (6), Randall Gay (1).

2007 Coaching Staff: Nick Caserio, Wide Receivers; Joel Collier, Secondary; Don Davis, Assistant Strength and Conditioning; Ivan Fears, Running Backs; Pepper Johnson, Defensive Line; Pete Mangurian, Tight Ends; Josh McDaniels, Offensive Coordinator/Quarterbacks; Harold Nash, Assistant Strength and Conditioning; Matt Patricia, Linebackers; Dean Pees, Defensive Coordinator; Dante Scarnecchia, Assistant Head Coach/Offensive Line; Brad Seely, Special Teams; Mike Woicik, Strength and Conditioning.

Pro Bowl (8): QB Tom Brady (4), C Dan Koppen (1), T Matt Light (2), G Logan Mankins (1), WR Randy Moss (6), CB Asante Samuel (1), LB Mike Vrabel (1), NT Vince Wilfork (1).

PASSING	ATT	CMP	YARDS	CMP%	YDS/ATT	TD	TD%	INT	INT%	LG	SK/YDS	RATING
T. Brady	578	398	4806	68.9	8.31	50	8.7	8	1.4	69t	21/128	117.2
Cassel	7	4	38	57.1	5.43	0	0.0	1	14.3	21	0/0	32.7
Gutierrez	1	1	15	100.0	15.00	0	0.0	0	0.0	15	0/0	118.8
Patriots	586	403	4859	68.8	8.29	50	8.5	9	1.5	69t	21/128	116.0
Opponents	526	314	3381	59.7	6.43	23	4.4	19	3.6	73t	47/340	78.1

2008 FINAL STATISTICS (11-5)

Head Coach: Bill Belichick • Second in AFC East • Home Stadium: Gillette Stadium

DATE	W/L	SCORE	OPPONENT	ATTENDANCE
9/07	W	17-10	Kansas City	68,756
9/14	W	19-10	at New York Jets	78,554
9/21	L	13-38	Miami	68,756
BYE WEEK				
10/05	W	30-21	at San Francisco	67,650
10/12	L	10-30	at San Diego	68,704
10/20	W	41-7	Denver	68,756
10/26	W	23-16	St. Louis	68,756
11/02	L	15-18	at Indianapolis	66,508
11/09	W	20-10	Buffalo	68,756
11/13	L	31-34	New York Jets	68,756
11/23	W	48-28	at Miami OT	67,146
11/30	L	10-33	Pittsburgh	68,756
12/07	W	24-21	at Seattle	68,077
12/14	W	49-26	at Oakland	62,179
12/21	W	47-7	Arizona	68,756
12/28	W	13-0	at Buffalo	71,282

Team Statistics

	PATS	OPP
TOTAL FIRST DOWNS	356	268
Rushing	145	78
Passing	186	176
Penalty	25	14
3rd Down: Made/Att	96/222	91/205
3rd Down Pct.	43.2	44.4
4th Down: Made/Att	17/22	2/10
4th Down Pct.	77.3	20.0
POSSESSION AVG.	32:09	27:51
TOTAL NET YARDS	5847	4944
Avg. Per Game	365.4	309.0
Total Plays	1095	920
Avg. Per Play	5.3	5.4
NET YARDS RUSHING	2278	1722
Avg. Per Game	142.4	107.6
Total Rushes	513	415
NET YARDS PASSING	3569	3222
Avg. Per Game	223.1	201.4
Sacked/Yards Lost	48/221	31/239
Gross Yards	3790	3461
Attempts/Completions	534/339	474/288
Completion Pct.	63.5	60.8
Had Intercepted	11	14
PUNTS/AVERAGE	50/44.0	75/43.0
NET PUNTING AVG.	36.8	36.2
PENALTIES/YARDS	57/501	81/636
FUMBLES/BALL LOST	17/10	17/8
TOUCHDOWNS	43	37
Rushing	21	8
Passing	21	27
Returns	1	2
Score by Periods	1 2 3 4	OT Total
Patriots	84 123 106 97	0 410
Opponents	75 79 61 91	3 309

SCORING	TD	Ru	Pa	Rt	PAT	FG	S	TP
Gostkowski	0	0	0	0	40/40	36/40	0	148
Moss	11	0	11	0	0/0	0/0	0	66
Morris	7	7	0	0	0/0	0/0	0	42
Faulk	6	3	3	0	0/0	0/0	0	36
Green-Ellis	5	5	0	0	0/0	0/0	0	30
Jordan	4	4	0	0	0/0	0/0	0	24
Welker	3	0	3	0	0/0	0/0	1	20
Gaffney	2	0	2	0	0/0	0/0	1	14
Watson	2	0	2	0	0/0	0/0	0	12
Cassel	2	2	0	0	0/0	0/0	0	12
Hobbs	1	0	0	1	0/0	0/0	0	6
Patriots	43	21	21	1	40/40	36/40	2	410
Opponents	37	8	27	2	34/35	17/21	1	309

2-Pt. Conversions: Patriots 2-3 (Gaffney, Welker), Opponents: 1-2

RUSHING	NO	YDS	AVG	LG	TD
Morris	156	727	4.7	35	7
Faulk	83	507	6.1	41	3
Jordan	80	363	4.5	49t	4
Green-Ellis	74	275	3.7	15	5
Cassel	73	270	3.7	19	2
Maroney	28	93	3.3	17	0
Welker	3	26	8.7	19	0
Evans	11	23	2.1	4	0
Moss	2	0	0.0	2	0
O'Connell	3	-6	-2.0	-2	0
Patriots	513	2278	4.4	49t	21
Opponents	415	1722	4.1	62t	8

RECEIVING	NO	YDS	AVG	LG	TD
Welker	111	1165	10.5	64	3
Moss	69	1008	14.6	76t	11
Faulk	58	486	8.4	22	3
Gaffney	38	468	12.3	37	2
Watson	22	209	9.5	29	2
Morris	17	161	9.5	42	0
D.Thomas	9	93	10.3	18	0
Aiken	8	101	12.6	43	0
Evans	3	59	19.7	28	0
Green-Ellis	3	37	12.3	20	0
Washington	1	3	3.0	3	0
Patriots	339	3790	11.2	76t	21
Opponents	288	3461	12.0	78t	27

INTERCEPTIONS	NO	YDS	AVG	LG	TD
Meriweather	4	25	6.3	19	0
O'Neal	3	49	16.3	47	0
Hobbs	3	0	0.0	4	0
Wilhite	1	16	16.0	16	0
J.Sanders	1	9	9.0	9	0
Vrabel	1	5	5.0	5	0
Harrison	1	0	0.0	0	0
Patriots	14	104	7.4	47	0
Opponents	11	186	16.9	89	0

PUNTING	NO	YDS	AVG	NET TB	IN20	LG	BLK
Hanson	49	2143	43.7	36.4	10	19	70
Cassel	1	57	57.0	57.0	0	1	57
Patriots	50	2200	44.0	36.8	10	20	70
Opponents	75	3228	43.0	36.2	7	20	82

PUNT RETURNS	NO	FC	YDS	AVG	LG	TD
Welker	24	6	237	9.9	44	0
Faulk	10	9	132	13.2	24	0
O'Neal	2	1	2	1.0	2	0
Patriots	36	16	371	10.3	44	0
Opponents	11	13	158	14.4	30	0

KICK RETURNS	NO	YDS	AVG	LG	TD
Hobbs	45	1281	28.5	95t	1
Slater	11	155	14.1	31	0
Morris	2	37	18.5	24	0
Faulk	2	36	18.0	25	0
Neal	1	27	27.0	27	0
Welker	1	26	26.0	26	0
Patriots	62	1562	25.2	95t	1
Opponents	75	1672	22.3	92t	2

Sacks: Seymour 8.0, A.Thomas 5.0, Vrabel 4.0, Wright 2.5, Meriweather 2.0, Wilfork 2.0, Green 2.0, Warren 2.0, Hobbs 1.5, Woods 1.0
Patriots 31.0, Opponents 48.0

FIELD GOALS	1-19	20-29	30-39	40-49	50+
Gostkowski	0/0	10/12	16/16	9/11	1/1
Patriots	0/0	10/12	16/16	9/11	1/1
Opponents	0/0	10/10	3/4	3/6	1/1

Gostkowski: (37G) (21G, 37G, 28G, 27G) (37G, 44G) (35G, 40G, 49G) (48N, 47G) (31G, 40G) (30G, 27G, 41G) (29G, 35G, 25G) (32G, 49N, 37G) (42G, 31G, 47G) (30G, 30G) (29G, 27N) (50G, 42G, 27G) (38G, 35G, 24G, 30G) (33G, 26N, 23G)

Opponents: (40G) (31N, 21G) (39G) (25G, 44N, 35G, 23G) (20G, 44G, 25G) (52G) (25G) (22G, 34G) (20G, 25G, 20G, 40N, 45G) (0) (47N)

STARTERS

Offense: WR Randy Moss (16); LT Matt Light (16); LG Logan Mankins (16); C Dan Koppen (16); RG Stephen Neal (9), Billy Yates (7); RT Nick Kaczur (14), Mark LeVoir (2); TE Benjamin Watson (9), David Thomas (5); WR Wes Welker (14); QB Matt Cassel (15), Tom Brady (1); RB Sammy Morris (7), Kevin Faulk (3), BenJarvus Green-Ellis (3), Laurence Maroney (3); 2nd TE David Thomas (5); 3rd WR Jabar Gaffney (7); 4th WR Sam Aiken (2); FB Heath Evans (4), Russ Hochstein (2).

Defense: LE Ty Warren (13), Mike Wright (2), Jarvis Green (1); NT/DT Vince Wilfork (16); RE/DT Richard Seymour (15), Jarvis Green (1); RE/OLB Adalius Thomas (8), Rosevelt Colvin (3), Pierre Woods (3), Jarvis Green (1), Gary Guyton (1); ILB Jerod Mayo (16); ILB Teddy Bruschi (12), Junior Seau (2), Gary Guyton (1); OLB Mike Vrabel (14), Adalius Thomas (1); LCB Deltha O'Neal (10), Jonathan Wilhite (4), Lewis Sanders (1), Terrence Wheatley (1); RCB Ellis Hobbs (16); SS Brandon Meriweather (10), Rodney Harrison (6); FS James Sanders (14), Lewis Sanders (2); 5th DB Brandon Meriweather (1), Lewis Sanders (1).

2008 Coaching Staff: Dom Capers, Special Assistant/Secondary; Ivan Fears, Running Backs; Pepper Johnson, Defensive Line; Pete Mangurian, Tight Ends; Josh McDaniels, Offensive Coordinator/Quarterbacks; Harold Nash, Assistant Strength and Conditioning; Bill O'Brien, Wide Receivers; Matt Patricia, Linebackers; Dean Pees, Defensive Coordinator; Dante Scarnecchia, Assistant Head Coach/Offensive Line; Brad Seely, Special Teams; Mike Woicik, Strength and Conditioning.

Pro Bowl (2): K Stephen Gostkowski (1), WR Wes Welker (1).

PASSING	ATT	CMP	YARDS	CMP%	YDS/ATT	TD	TD%	INT	INT%	LG	SK/YDS	RATING
M.Cassel	516	327	3693	63.4	7.16	21	4.1	11	2.1	76t	47/219	89.4
T.Brady	11	7	76	63.6	6.91	0	0.0	0	0.0	26	0/0	83.9
K.O'Connell	6	4	23	66.7	3.83	0	0.0	0	0.0	12	1/2	73.6
K.Faulk	1	1	-2	100.0	-2.00	0	0.0	0	0.0	-2	0/0	79.2
Patriots	534	339	3790	63.5	7.10	21	3.9	11	2.1	76t	48/221	89.1
Opponents	474	288	3461	60.8	7.30	27	5.7	14	3.0	78t	31/239	89.8

ALL-TIME RECORDS



Current Helmet - In 1993 the Patriots helmet changed to silver with a streamlined head of a minuteman.



From 1961-1992 the Patriots wore a white helmet with "Pat Patriot" centering the ball



In 1960 the Patriots donned a white helmet with a three cornered hat logo that featured the player's number below the hat



PATRIOTS ALL-TIME LEADERS

BOLD = player on current roster

ALL-TIME LEADING RUSHERS

(Based On Rushing Yardage)

NAME	YEARS	NO.	YARDS	AVG	LG	TD
1. Sam Cunningham	1973-79,81-82	1,385	5,453	3.9	75t	43
2. Jim Nance	1965-71	1,323	5,323	4.0	65t	45
3. Tony Collins	1981-87	1,191	4,647	3.9	54	32
4. Curtis Martin	1995-97	958	3,799	4.0	70t	32
5. Don Calhoun	1975-81	820	3,391	4.1	73	23
6. John Stephens	1988-92	891	3,249	3.6	52	17
7. Corey Dillon	2004-06	753	3,180	4.2	50	37
8. KEVIN FAULK	1999-08	777	3,170	4.1	45t	14
9. Larry Garron	1960-68	763	2,981	3.9	85t	14
10. Antowain Smith	2001-03	721	2,781	3.9	44	21
11. Craig James	1984-88	585	2,469	4.2	73	11
12. Leonard Russell	1991-93	689	2,437	3.5	24	13
13. Mosi Tatupu	1978-90	612	2,415	3.9	55	18
14. Carl Garrett	1969-72	537	2,235	4.2	80t	15
15. Steve Grogan	1975-90	443	2,176	4.9	41t	35
16. Andy Johnson	1974-76,78-81	491	2,017	4.1	69t	13
17. LAURENCE MARONEY	2006-08	388	1,673	4.3	59t	12
18. Ron Burton	1960-65	429	1,536	3.6	59	9
19. Horace Ivory	1977-81	329	1,336	4.1	52	14
20. Mack Herron	1973-75	353	1,298	3.7	53	9
21. Robert Perryman	1987-89	369	1,294	3.5	48	9
22. Vagas Ferguson	1980-82	290	1,163	4.0	44	5
23. Robert Edwards	1998	291	1,115	3.8	53	9
24. SAMMY MORRIS	2007-08	241	1,111	4.6	49	10
25. Jim Crawford	1960-64	302	1,078	3.6	39t	5
26. Josh Ashton	1972-74	247	950	3.8	35	3
27. Vito "Babe" Parilli	1961-67	228	949	4.2	33t	15
28. Terry Allen	1999	254	896	3.5	22t	8
29. Jim Plunkett	1971-75	159	817	5.1	37	9
30. Mark van Eeghen	1982-83	177	744	4.2	17	2
31. Robert Weathers	1982-86	159	733	4.6	77	4
32. Marion Butts	1994	243	703	2.9	26	8
33. Jon Vaughn	1991-92	144	597	4.1	36	3
34. Billy Lott	1961-63	143	573	4.0	38	8
35. Reggie Dupard	1986-89	186	571	3.1	49	6
36. John Tarver	1972-74	155	554	3.6	28	7
37. Drew Bledsoe	1993-2001	270	553	2.0	25	2
38. TOM BRADY	2000-08	276	533	1.9	22	5
39. J.R. Redmond	2000-02	164	527	3.2	20	1
40. Patrick Pass	2000-06	128	526	4.1	31	3
41. Tony Eason	1983-89	126	474	3.8	26	6
42. Heath Evans	2005-08	123	453	3.7	21	2
43. J.D. Garrett	1964-67	116	434	3.7	58	3
44. David Meggett	1995-97	120	432	3.6	25	3
45. Tom Yewcic	1961-66	72	424	5.9	46	4
46. Al Miller	1960	101	416	4.2	33	1
47. Kevin Turner	1992-94	96	382	4.0	49	1
48. Marvin Allen	1988-91	94	378	4.0	29	2
49. Richard Christy	1960	78	363	4.7	48	4
50. LaMont Jordan	2008	80	363	4.5	49t	4

Top 10s

By Rushing Attempts

NAME	ATT.
1. Cunningham, S.	1,385
2. Nance, J.	1,323
3. Collins, T.	1,191
4. Martin, C.	958
5. Stephens, J.	891
6. Calhoun, D.	820
7. FAULK, K.	777
8. Garron, L.	763
9. Dillon, C.	753
10. Smith, A.	721

By Rushing TDs

NAME	TDs
1. Nance, J.	45
2. Cunningham, S.	43
3. Dillon, C.	37
4. Grogan, S.	35
5. Martin, C.	32
Collins, T.	32
7. Calhoun, D.	23
8. Smith, A.	21
9. Tatupu, M.	18
10. Stephens, J.	17

By Rushing Average (Minimum 450 Carries)

NAME	AVG.
1. Dillon, C.	4.2
Garrett, C.	4.2
James, C.	4.2
4. Calhoun, D.	4.1
FAULK, K.	4.1
Johnson, A.	4.1
7. Nance, J.	4.0
Martin, C.	4.0

PATRIOTS ALL-TIME LEADERS

ALL-TIME LEADING RECEIVERS

(Based On Number Of Receptions)

NAME	YEARS	NO.	YARDS	AVG	LG	TD
1. Troy Brown, WR	1993-07	557	6,366	11.4	82t	31
2. Stanley Morgan, WR	1977-89	534	10,352	19.4	76t	67
3. Ben Coates, TE	1991-99	490	5,471	11.2	84t	50
4. KEVIN FAULK, RB	1999-08	381	3,304	8.7	52t	14
5. Irving Fryar, WR	1984-92	363	5,726	15.8	80t	38
6. Terry Glenn, WR	1996-01	329	4,669	14.2	86t	22
7. Gino Cappelletti, WR	1960-70	292	4,589	15.7	63t	42
8. Jim Colclough, WR	1960-68	283	5,001	17.7	78t	39
9. Tony Collins, RB	1981-87	261	2,356	9.0	49	12
10. WES WELKER, WR	2007-08	223	2,340	10.5	64	11
11. Vincent Brisby, WR	1993-99	217	3,142	14.5	72	14
12. Deion Branch, WR	2002-05	213	2,744	12.9	66t	14
13. Sam Cunningham, RB	1973-79,81-82	210	1,905	9.1	41	6
Marv Cook, TE	1989-93	210	1,843	8.8	49	11
15. Russ Francis, TE	1975-80,87-88	207	3,157	15.3	53	28
16. Art Graham, WR	1963-68	199	3,107	15.6	80t	20
17. Cedric Jones, WR	1982-90	191	2,703	14.2	65t	16
18. Larry Garron, RB	1960-68	185	2,502	13.5	76t	25
19. Shawn Jefferson, WR	1996-99	178	3,081	17.3	76	14
Randy Vataha, WR	1971-76	178	3,055	17.2	88t	23
21. Michael Timpson, WR	1989-94	172	2,472	14.4	60t	8
22. RANDY MOSS, WR	2007-08	167	2,501	15.0	76t	34
23. David Patten, WR	2001-04	165	2,513	15.2	91t	16
24. Andy Johnson, RB	1974-76,78-81	161	1,807	11.2	53	9
25. David Givens, WR	2002-05	158	2,214	14.0	57	12
26. Harold Jackson, WR	1978-81,87	156	3,162	20.3	59	18
27. Jim Whalen, TE	1965-69	153	2,487	16.3	87t	17
28. BENJAMIN WATSON, TE	2004-08	138	1,698	12.3	40	15
29. Jim Nance, RB	1965-71	129	844	6.5	45	1
30. Reggie Rucker, WR	1971-74	126	1,884	15.0	69t	10
31. Greg McMurtry, WR	1990-93	120	1,519	12.7	65t	4
32. Daniel Graham, TE	2002-06	120	1,393	11.6	48	17
33. Derrick Ramsey, TE	1983-85	118	1,412	12.0	39	14
34. Lin Dawson, TE	1981-90	117	1,233	10.5	42	8
Curtis Martin, RB	1995-97	117	890	7.6	41	5
36. Stephen Starring, WR	1983-87	112	1,865	16.7	76t	11
37. Ron Burton, RB	1960-65	111	1,205	10.9	73t	8
38. Darryl Stingley, WR	1973-77	110	1,883	17.1	68	14
Tony Romeo, TE	1962-67	110	1,724	15.7	62	10
40. Carl Garrett, RB	1969-72	107	1,158	10.8	80t	3
41. David Meggett, RB	1995-97	104	829	8.0	49t	1
Sam Gash, FB	1992-97	104	826	7.9	30	6
43. John Stephens, RB	1988-92	100	781	7.8	43	1
44. Don Hasselbeck, TE	1977-83	99	1,444	14.6	51	15
45. Kevin Turner, RB	1992-94	98	856	8.7	32	6
46. Mosi Tatupu, RB	1978-90	96	843	8.8	41	2
47. Jabar Gaffney, WR	2006-08	85	1,059	12.5	56t	8
48. Hart Lee Dykes, WR	1989-90	83	1,344	16.2	42	7
49. Don Calhoun, RB	1975-81	82	614	7.5	47	2
50. Craig James, RB	1984-88	81	819	10.1	90t	2

Top 10s

By Receiving Yds

NAME	YDS
1. Morgan, WR	10,352
2. Brown, WR	6,366
3. Fryar, WR	5,726
4. Coates, TE	5,471
5. Colclough, WR	5,001
6. Glenn, WR	4,669
7. Cappelletti, WR	4,589
8. FAULK, RB	3,304
9. Jackson, WR	3,162
10. Francis, TE	3,157

By Receiving TDs

NAME	TDS
1. Morgan, WR	67
2. Coates, TE.....	50
3. Cappelletti, WR	42
4. Colclough, WR.....	39
5. Fryar, WR.....	38
6. MOSS, WR	34
7. Brown, WR	31
8. Francis, TE	28
9. Garron, RB.....	25
10. Vataha, WR.....	23

By Receiving Yds Avg. (Minimum 150 Catches)

NAME	AVG.
1. Jackson, WR.....	20.3
2. Morgan, WR	19.4
3. Colclough,WR	17.7
4. Jefferson, WR	17.3
5. Vataha,WR	17.2
6. Whalen, TE	16.3
7. Fryar, WR	15.8
8. Cappelletti, WR	15.7
9. Graham, WR	15.6
10. Francis, TE	15.3

PATRIOTS ALL-TIME LEADERS

ALL-TIME LEADING PASSERS

(Based On Passing Yardage)

NAME	YEARS	ATT	CMP	YARDS	PCT	TD	INT	RTG
1. Drew Bledsoe	1993-01	4,518	2,544	29,657	56.3	166	138	75.9
2. Steve Grogan	1975-90	3,593	1,879	26,886	52.3	182	208	69.6
3. TOM BRADY	2000-08	3,653	2,301	26,446	63.0	197	86	92.9
4. Vito "Babe" Parilli	1961-67	2,412	1,140	16,747	47.3	132	138	64.8
5. Tony Eason	1983-89	1,500	876	10,732	58.4	60	48	80.6
6. Jim Plunkett	1971-75	1,503	729	9,932	48.5	62	87	59.7
7. Hugh Millen	1991-92	612	370	4,276	60.5	17	28	71.8
9. Matt Cassel	2005-08	555	349	3,946	62.9	23	13	88.2
10. Mike Taliaferro	1968-70	680	305	3,920	44.9	27	44	49.8
11. Ed "Butch" Songin	1960-61	604	285	3,905	47.2	36	24	71.7
11. Matt Cavanaugh	1978-82	385	206	3,018	53.5	19	23	70.9
12. Marc Vucich	1989-90	415	214	2,631	51.6	9	16	62.6
13. Doug Flutie	1987-89,05	305	148	1,871	48.5	11	14	61.0
14. Tommy Hodson	1990-92	315	171	1,809	54.3	7	11	64.1
15. Tom Yewcic	1961-66	206	87	1,374	42.2	12	12	60.2
16. Scott Zolak	1992-98	244	124	1,314	50.8	8	7	65.8
17. Tom Sherman	1968-69	226	90	1,199	39.8	12	16	45.6
18. Joe Kapp	1970	219	98	1,104	44.7	3	17	32.6
19. Tom Ramsey	1985-88	164	84	1,005	51.2	6	9	59.6
20. Scott Secules	1993	134	75	918	56.0	2	9	54.3
21. Tom Owen	1976-81	114	58	655	50.9	3	9	44.3
22. Don Trull	1967	81	27	442	33.3	1	7	20.7
23. Brian Dowling	1972-73	54	29	383	53.7	2	1	81.0
24. Ed Wilson	1965	46	20	257	43.5	1	3	41.7
25. Tom Greene	1960	63	27	251	42.9	1	6	20.1
26. Neil Graff	1974-75	36	19	241	52.8	2	3	57.8
27. Jeff Carlson	1992	49	18	232	36.7	1	3	33.7
28. Andy Johnson	1974-76,78-81	13	7	194	53.8	4	1	106.6
29. Bob Bleier	1987	39	14	181	35.9	1	1	49.2
30. Richard Christy	1960	11	6	94	54.5	2	2	83.1
31. John Huarte	1966-67	20	8	88	40.0	0	2	14.2
Rohan Davey	2002-04	19	8	88	42.1	0	0	56.5
33. Mike Kerrigan	1983-84	15	7	85	46.7	0	1	32.5
34. Michael Bishop	1999-00	9	3	80	33.3	1	1	64.4
35. Dick Shiner	1973-74	10	5	68	50.0	0	1	32.5
36. John Friesz	1999-00	21	11	66	52.4	0	1	39.0
37. David Patten	2001-04	3	1	60	33.3	1	1	81.9
38. Don Westbrook	1977-81	2	2	52	100.0	0	0	118.8
39. Bob Gladioux	1969-72	3	1	48	33.3	0	1	42.4
40. Harvey White	1960	7	3	44	42.9	0	0	64.0
41. Larry Garron	1960-68	6	1	39	16.7	0	0	54.2
42. Harold Jackson	1978-81,87	4	2	35	50.0	0	0	80.2
David Meggett	1995-97	3	1	35	33.3	1	0	118.1
44. Jim Corcoran	1968	7	3	33	42.9	0	2	17.9
45. Kim Hammond	1969-70	6	2	31	33.3	0	0	51.4
46. Mosi Tatupu	1978-90	2	2	30	100.0	1	0	158.3
47. Vinny Testaverde	2006	3	2	29	66.7	1	0	137.5
48. Jim Crawford	1960-64	2	2	27	100.0	0	0	118.8
Gino Cappelletti	1960-70	1	1	27	100.0	1	0	158.3
50. Craig James	1984-88	6	3	26	50.0	3	1	61.8

Top 10 By Passer Rating

(Minimum 200 Attempts)

NAME	RATING	NAME	RATING
1. BRADY, T.	92.9	6. Songin, B.	71.7
2. Cassel, M.	88.2	7. Cavanaugh, M.	70.9
3. Eason, T.	80.6	8. Grogan, S.	69.6
4. Bledsoe, D.	75.9	9. Zolak, S.	65.8
5. Millen, H.	71.8	10. Parilli, V.	64.8

Top 10s

By Passing Attempts

NAME	ATT
1. Bledsoe, D.	4,518
2. BRADY, T.	3,653
3. Grogan, S.	3,593
4. Parilli, V.	2,412
5. Plunkett, J.	1,503
6. Eason, T.	1,500
7. Taliaferro, M.	680
8. Millen, H.	612
9. Songin, B.	604
10. Cassel, M.	555

By Passing Comp.

NAME	COMP.
1. Bledsoe, D.	2,544
2. BRADY, T.	2,301
3. Grogan, S.	1,879
4. Parilli, V.	1,140
5. Eason, T.	876
6. Plunkett, J.	729
7. Millen, H.	370
8. Cassel, M.	349
9. Taliaferro, M.	305
10. Songin, B.	285

By Passing TDs

NAME	TDs
1. BRADY, T.	197
2. Grogan, S.	182
3. Bledsoe, D.	166
4. Parilli, V.	132
5. Plunkett, J.	62
6. Eason, T.	60
7. Songin, B.	36
8. Taliaferro, M.	27
9. Cassel, M.	23
10. Cavanaugh, M.	19

By Interceptions

NAME	INT.
1. Grogan, S.	208
2. Bledsoe, D.	138
Parilli, V.	138
3. Plunkett, J.	87
5. BRADY, T.	86
6. Eason, T.	48
7. Taliaferro, M.	44
8. Millen, H.	28
9. Songin, B.	24
10. Cavanaugh, M.	23

By Completion %

(Minimum 200 Attempts)

NAME	%
1. BRADY, T.	63.0
2. Cassel, M.	62.9
3. Millen, H.	60.5
4. Eason, T.	58.4
5. Bledsoe, D.	56.3
6. Hodson, T.	54.3
7. Cavanaugh, M.	53.5
8. Grogan, S.	52.3
9. Wilson, M.	51.6
10. Zolak, S.	50.8

PATRIOTS ALL-TIME LEADERS

ALL-TIME LEADING SCORERS

(Based On Total Points)

NAME	YEARS	TD	RUN	TD PA	TD RT	TWO PT	FG	PAT	TP
1. Adam Vinatieri	1996-2005	0	0	0	0	1	263	367	1,158
2. Gino Cappelletti	1960-70	42	0	42	0	4	176	342	1,130
3. John Smith	1974-83	0	0	0	0	0	128	308	692
4. Tony Franklin	1984-87	0	0	0	0	0	93	163	442
5. Stanley Morgan	1977-89	68	0	67	1	0	0	0	408
6. STEPHEN GOSTKOWSKI	2006-08	0	0	0	0	0	77	157	388
7. Ben Coates	1991-99	50	0	50	0	1	0	0	302
8. Sam Cunningham	1973-79,81-82	49	43	6	0	0	0	0	294
9. Jim Nance	1965-71	46	45	1	0	0	0	0	276
10. Tony Collins	1981-87	44	32	12	0	0	0	0	264
11. Irving Fryar	1984-92	42	1	38	3	0	0	0	252
Larry Garron	1960-68	42	14	26	2	0	0	0	252
13. Matt Bahr	1993-95	0	0	0	0	0	55	73	238
Jim Colclough	1960-68	39	0	39	0	2	0	0	238
15. Corey Dillon	2004-06	39	37	2	0	1	0	0	236
16. Curtis Martin	1995-97	37	32	5	0	2	0	0	226
17. Steve Grogan	1975-90	36	35	0	1	0	0	0	216
19. Jason Staurovsky	1988-91	0	0	0	0	0	50	57	207
19. Troy Brown	1993-07	34	0	31	3	1	0	0	206
20. RANDY MOSS	2007-08	34	0	34	0	0	0	0	204
21. KEVIN FAULK	1999-08	30	14	14	2	1	0	0	182
22. Russ Francis	1975-80,87-88	28	0	28	0	0	0	0	168
23. Don Calhoun	1975-81	25	23	2	0	0	0	0	150
24. Antowain Smith	2001-03	24	21	3	0	1	0	0	146
25. Randy Vataha	1971-76	24	0	23	1	0	0	0	144
26. Terry Glenn	1996-2001	22	0	22	0	0	0	0	132
Andy Johnson	1974-76,78-81	22	13	9	0	0	0	0	132
28. Mosi Tatupu	1978-90	21	18	2	1	0	0	0	126
29. Art Graham	1963-68	20	0	20	0	0	0	0	120
30. Ron Burton	1960-65	19	9	8	2	0	0	0	114
John Stephens	1988-92	19	17	1	1	0	0	0	114
32. Carl Garrett	1969-72	18	15	3	0	0	0	0	108
Harold Jackson	1978-81,87	18	0	18	0	0	0	0	108
Cedric Jones	1982-90	18	0	16	2	0	0	0	108
35. Charlie Gogolak	1970-72	0	0	0	0	0	20	42	102
Daniel Graham	2002-06	17	0	17	0	0	0	0	102
Horace Ivory	1977-81	17	14	2	1	0	0	0	102
David Patten	2001-04	17	1	16	0	0	0	0	102
Jim Whalen	1965-69	17	0	17	0	0	0	0	102
40. Mack Herron	1973-75	16	9	6	1	0	0	0	96
Darryll Stingley	1973-77	16	2	14	0	0	0	0	96
42. Vito "Babe" Parilli	1961-67	15	15	0	0	1	0	0	92
43. Don Hasselbeck	1977-83	15	0	15	0	0	0	0	90
Billy Lott	1961-63	15	7	8	0	0	0	0	90
BENJAMIN WATSON	2004-08	15	0	15	0	0	0	0	90
45. Charlie Baumann	1991-92	0	0	0	0	0	18	31	85
46. Deion Branch	2002-05	14	0	14	0	0	0	0	84
Vincent Brisby	1993-99	14	0	14	0	0	0	0	84
Shawn Jefferson	1996-99	14	0	14	0	0	0	0	84
Derrick Ramsey	1983-85	14	0	14	0	0	0	0	84

Top 10s

By Touchdowns

NAME	TDS
1. Morgan, S.	68
2. Coates, B.	50
3. Cunningham, S.	49
4. Nance, J.	46
5. Collins, T.	44
6. Cappelletti, G.	42
Fryar, I.	42
Garron, L.	42
9. Colclough, J.	39
Dillon, C.	39

By Field Goal Att.

NAME	FGA
1. Cappelletti, G.	334
2. Vinatieri, A.	321
3. Smith, J.	191
4. Franklin, T.	125
5. GOSTKOWSKI, S.	90
6. Bahr, M.	72
7. Staurovsky, J.	69
8. Gogolak, C.	36
9. Baumann, C.	27
10. Sisson, S.	26

By Field Goals Made

NAME	FGS
1. Vinatieri, A.	263
2. Cappelletti, G.	176
3. Smith, J.	128
4. Franklin, T.	93
5. GOSTKOWSKI, S.	77
6. Bahr, M.	55
7. Staurovsky, J.	50
8. Gogolak, C.	20
9. Baumann, C.	18
10. Davis, G.	16

By PATs Attempted

NAME	NO.
1. Vinatieri, A.	374
2. Cappelletti, G.	353
3. Smith, J.	323
4. Franklin, T.	166
5. GOSTKOWSKI, S.	158
6. Bahr, M.	73
7. Staurovsky, J.	59
8. Gogolak, C.	42
9. Baumann, C.	34
10. Posey, D.	31

By PATs Made

NAME	PATS
1. Vinatieri, A.	367
2. Cappelletti, G.	342
3. Smith, J.	308
4. Franklin, T.	163
5. GOSTKOWSKI, S.	157
6. Bahr, M.	73
7. Staurovsky, J.	57
8. Gogolak, C.	42
9. Baumann, C.	31
10. Posey, D.	29

PATRIOTS ALL-TIME LEADERS

ALL-TIME LEADING INTERCEPTORS

By Interceptions

	Name	Years	No	Yds	Avg	Lg	TD
1.	Raymond Clayborn	1977-89	36	555	15.4	85	1
	Ty Law	1995-04	36	583	16.2	65t	6
3.	Ron Hall	1961-67	29	476	16.4	87	1
	Roland James	1982-91	29	383	13.2	46	0
	Fred Marion	1980-90	29	457	15.8	83	1
6.	Mike Haynes	1976-82	28	393	14.0	50	1
7.	Maurice Hurst	1989-95	27	263	9.7	36	1
8.	Nick Buoniconti	1962-68	24	223	9.3	41	0
	Ronnie Lippett	1984-91	24	420	17.5	73	2
10.	Asante Samuel	2003-07	22	313	14.2	55t	3
11.	Don Webb	1961-70	21	366	17.4	59	2
12.	Lawyer Milloy	1996-02	19	123	6.5	30t	1
13.	Ron Bolton	1972-75	18	116	6.4	56	0
14.	Tim Fox	1976-81	17	215	12.6	29	0
	Steve Nelson	1974-87	17	226	13.3	37	0
16.	Tom Addison	1960-67	16	103	6.4	17	1
	Rick Sanford	1979-84	16	198	12.4	99t	1
18.	Prentice McCray	1974-80	15	352	23.5	63t	2
	Ross O'Hanley	1960-65	15	288	19.2	61	1
	Chuck Shonta	1960-67	15	261	17.4	52	0
21.	Willie Clay	1996-98	13	178	13.7	53t	1
22.	TEDY BRUSCHI	1996-08	12	187	15.6	48t	4
	Dick Felt	1962-66	12	199	16.6	35	0
	Mike Vrabel	2001-08	11	73	6.6	24t	1
24.	Vincent Brown	1988-95	10	95	9.5	49t	1
	Larry Carwell	1969-72	10	186	18.6	53t	1
	Bob Howard	1975-77	10	90	9.0	44t	1
	Leroy Mitchell	1967-68	10	50	5.0	20	0
	Otis Smith	1996,2000-02	10	278	27.8	78t	2
	Eugene Wilson	2003-07	10	74	7.4	14	1
31.	Ellis Hobbs	2005-08	9	87	9.7	70	0
	Ed Philpott	1967-71	9	91	10.1	23	0
33.	Fred Bruney	1960-62	8	125	15.6	33t	1
	Tom Hennessey	1965-66	8	113	14.1	33	0
35.	Terrell Buckley	2001-02	7	126	18.0	52t	1
	Rodney Harrison	2003-08	7	16	2.3	12	0
	Jerome Henderson	1991-93,96	7	52	7.4	34	0
	Sam Hunt	1975-79	7	189	27.0	68t	1
	Tyrone Poole	2003-05	7	102	14.6	44	0
	Johnny Rembert	1983-92	7	70	10.0	37	0
	Bob Suci	1963	7	277	39.6	98t	2
	Clyde Washington	1961-61	7	58	8.3	33	0
43.	John Charles	1967-69	6	110	18.3	35t	1
	Lawrence McGrew	1980-89	6	49	8.2	27	0
	Rod McSwain	1984-90	6	89	14.8	42	0
	Ricky Reynolds	1994-96	6	24	4.0	11	0
	John Sanders	1974-76	6	75	12.5	23t	1
48.	Don Blackmon	1981-87	5	63	12.6	39	0
	Randall Gay	2004-07	5	75	15.0	31	0
	Myron Guyton	1994-95	5	86	17.2	45	0
	Mike Hawkins	1978-81	5	56	11.2	35t	1
	Honor Jackson	1972-73	5	133	26.6	55	0
	Daryl Johnson	1968-71	5	85	17.0	42	0
	JAMES SANDERS	2005-08	5	112	22.4	42	1
	Rod Shoate	1975-81	5	50	10.0	42t	1

Top 10s

By Int. Return Yds

	NAME	NO.
1.	Law, T.	583
2.	Clayborn, R.	555
3.	Hall, R.	476
4.	Marion, F.	457
5.	Lippett, R.	420
6.	Haynes, M.	393
7.	James, R.	383
8.	Webb, D.	366
9.	McCray, P.	352
10.	Samuel, A.	313

By Touchdowns

1.	Law, T.	6
2.	BRUSCHI, T.	4
3.	Samuel, A.	3
4.	Lippett, R.	2
	McCray, P.	2
	McGinest, W.	2
	Smith, O.	2
	Suci, B.	2
	Webb, D.	2
10.	Addison, T.	1
	Brown, V.	1
	Bruney, F.	1
	Buckley, T.	1
	Carwell, L.	1
	Charles, J.	1
	Clay, W.	1
	Clayborn, R.	1
	Geddes, B.	1
	Green, V.	1
	Hall, R.	1
	Hawkins, M.	1
	Haynes, M.	1
	Hitchcock, J.	1
	Howard, B.	1
	Hunt, Jim Lee	1
	Hunt, Sam	1
	Hurst, M.	1
	Katzenmoyer, A.	1
	Marion, F.	1
	Milloy, L.	1
	O'Hanley, R.	1
	Outlaw, J.	1
	Pool, D.	1
	SANDERS, JAMES. 1	
	Sanders, John	1
	Sanford, R.	1
	Shoate, R.	1
	Singleton, C.	1
	Slade, C.	1
	THOMAS, A. 1	
	Thomas, H.	1
	Vrabel, M.	1
	Weishuhn, C.	1
	Whigham, L.	1
	Witt, M.	1
	Wilson, E.	1

PATRIOTS ALL-TIME LEADERS

ALL-TIME LEADING PUNTERS

By Punts

NAME	YEARS	NO	YARDS	AVG	LG	BLK
1. Rich Camarillo	1981-87	468	19,922	42.6	76	4
2. Tom Yewcic	1961-66	378	14,553	38.6	70	9
3. Jeff Feagles	1988-89	244	9,626	39.5	74	3
4. Tom Janik	1969-71	243	9,516	39.2	58	1
5. Mike Patrick	1975-78	225	8,481	37.7	64	3
5. Tom Tupa	1996-98	215	9,602	44.7	73	1
6. Ken Walter	2001-03, 06	211	8,141	38.6	58	2
7. Lee Johnson	1999-01	203	8,578	42.3	76	1
8. Josh Miller	2004-06	175	7,682	43.6	69	1
9. Shawn McCarthy	1991-92	169	6,862	40.7	93	2
10. Terry Swanson	1967-68	127	5,081	40.0	62	2
11. Pat O'Neill	1994-95	110	4,355	39.6	57	0
12. Bruce Barnes	1973-74	100	3,738	37.4	53	0
13. CHRIS HANSON	2007-08	93	3,964	42.6	70	1
14. Brian Hansen	1990	90	3,752	41.7	69	2
15. Eddie Hare	1979	83	3,038	36.6	58	1

By Punt Avg. (Minimum 50 Punts)

NAME	AVG.
1. Tupa, T.	44.7
2. Miller, J.	43.6
3. Camarillo, R.	42.6
HANSON, C.	42.6
5. Saxon, M.	42.4
6. Johnson, L.	42.3
7. Hansen, B.	41.7
8. McCarthy, S.	40.6
9. Swanson, T.	40.0
10. O'Neill, P.	39.6

ALL-TIME LEADING PUNT RETURNERS

(Based on Return Yardage)

NAME	YEARS	NO.	FC	YDS.	AVG	LG	TD
1. Troy Brown	1993-07	270	116	2,625	10.4	85t	3
2. Irving Fryar	1984-92	206	71	2,055	10.0	85t	3
3. David Meggett	1995-97	142	34	1,438	10.1	60t	1
4. Mike Haynes	1976-82	111	8	1,159	10.4	89t	2
5. Stanley Morgan	1977-89	92	32	960	10.4	80t	1
6. KEVIN FAULK	1999-08	94	54	901	9.6	43	0
7. Mack Herron	1973-75	74	14	888	12.0	66	0
8. Ricky Smith	1982-84	54	20	537	9.9	55	0
9. Carl Garrett	1969-72	43	2	487	11.3	62	0
10. WES WELKER	2007-08	49	12	486	9.9	44	0
11. Roland James	1980-90	42	8	400	9.5	75t	1
12. Ron Burton	1960-65	56	NA	389	6.9	62	0
13. Tim Dwight	2005	32	13	273	8.5	29	0
14. Bob Suci	1963	25	NA	233	9.3	22	0
15. Ronnie Harris	1993-94	26	4	227	8.7	21	0
Walter Stanley	1992	28	17	227	8.1	50	0
17. Jerome Henderson	1991-96	27	10	201	7.4	39	0
18. Billy Johnson	1966-68	23	9	195	8.5	52	0
19. Ray Crittenden	1993-94	21	7	192	9.1	30	0
20. Chris Canty	1997-98	16	7	170	10.6	36	0
21. Sammy Martin	1988-91	20	2	165	8.3	28	0
22. Tom Stephens	1960-64	19	NA	151	7.9	26	0
23. Joe Bellino	1965-67	19	8	148	7.8	18	0
Fred Bruney	1960-62	30	NA	148	4.9	11	0
25. Jay Cunningham	1965-67	22	5	140	6.4	44	0

Top 10s

By Punt Returns

NAME	NO.
1. Brown, T.	270
2. Fryar, I.	206
3. Meggett, D.	142
4. Haynes, M.	111
5. FAULK, K.	94
6. Morgan, S.	92
7. Herron, M.	74
8. Burton, R.	56
9. Smith, R.	54
10. WELKER, W. ...	49

By Return Average (Minimum 20 Ret.)

NAME	AVG.
1. Herron, M.	12.0
2. Garrett, C.	11.3
3. Brown, T.	10.4
Haynes, M.	10.4
Morgan, S.	10.4
7. Meggett, D.	10.1
8. Fryar, I.	10.0
9. Smith, R.	9.9
WELKER, W. ...	9.9

PATRIOTS ALL-TIME LEADERS

ALL-TIME LEADING KICKOFF RETURNERS

(Based on Return Yardage)

NAME	YEARS	NO	YARDS	AVG	LG	TD
1. KEVIN FAULK	1999-08	175	3,954	22.6	95	2
2. Ellis Hobbs	2005-08	105	2,913	27.7	108t	3
3. David Meggett	1995-97	105	2,561	24.4	62	0
4. Bethel Johnson	2003-05	102	2,557	25.1	93t	2
5. Larry Garron	1960-68	89	2,299	25.8	95	2
6. Stephen Starring	1983-87	107	2,259	21.1	53	0
7. Carl Garrett	1969-72	92	2,251	24.5	63	0
8. Sammy Martin	1988-91	88	2,012	22.9	95t	1
9. Troy Brown	1993-07	87	1,862	21.4	54	0
10. Mack Herron	1973-75	71	1,796	25.3	92t	1
11. Raymond Clayborn	1977-89	57	1,538	27.0	101t	3
12. Ricky Smith	1982-84	67	1,505	22.5	98t	1
13. Derrick Cullors	1997-98	60	1,471	24.5	86t	1
14. Jay Cunningham	1965-67	64	1,372	21.4	45	0
15. Tony Collins	1981-87	65	1,335	20.5	46	0
16. Jon Vaughn	1991-92	54	1,281	23.7	100t	2
17. Horace Ivory	1977-81	45	1,191	26.5	98t	1
18. Ron Burton	1960-65	46	1,119	24.3	91t	1
19. J.D. Garrett	1964-67	48	1,054	22.0	42	0
20. Ray Crittenden	1993-94	47	938	20.0	44	0
21. Joe Bellino	1965-67	43	905	21.0	43	0
22. Allen Carter	1975-76	33	898	27.2	99t	1
23. Deion Branch	2002-05	36	863	24.0	63	0
24. Marvin Allen	1988-91	43	844	19.6	34	0
25. Allan Clark	1979-80	40	837	20.9	38	0
26. Willie Porter	1968-68	36	812	22.6	61	0
27. LAURENCE MARONEY	2006-08	28	783	28.0	77	0
28. Patrick Pass	2000-06	36	745	20.7	36	0
29. Dick Christy	1960	24	617	25.7	NA	0
30. Odell Lawson	1970-71	27	593	22.0	52	0
31. Andy Johnson	1974-81	28	544	19.4	41	0
32. Walter Stanley	1992	29	529	18.2	40	0
33. Irving Fryar	1984-92	26	495	19.0	47	0
34. Jess Phillips	1976-77	20	490	24.5	71	0
35. Jon Williams	1984	23	461	20.0	29	0
36. Billy Johnson	1966-68	24	453	18.9	36	0
37. Leroy Thompson	1994	18	376	20.9	30	0
38. Reggie Rucker	1971-74	15	375	25.0	43	0
39. Bob Suci	1963	17	360	21.2	35	0
40. Curtis Jackson	2000-01	15	353	23.5	47	0
41. Ron Gardin	1971	14	321	22.9	34	0
42. Chris Canty	1997-98	15	313	20.9	63	0
43. Josh Ashton	1972-74	15	309	20.6	31	0
44. Don Westbrook	1977-81	19	290	15.3	33	0
45. Sid Blanks	1969-70	13	283	21.8	29	0
46. Billy Wells	1960	11	275	25.0	NA	0
47. Erroll Tucker	1989	13	270	20.8	37	0
48. Rick Sanford	1979-84	14	261	18.6	27	0
49. Hubie Bryant	1971-72	10	252	25.2	45	0
Leon McQuay	1975	15	252	16.8	34	0

Top 10s

By Kickoff Returns

NAME NO.

1. FAULK, K. 175
2. Starring, S. 107
3. Hobbs, E. 105
Meggett, D. 105
5. Johnson, B. 102
6. Garrett, C. 92
7. Garron, L. 89
8. Martin, S. 88
9. Brown, T. 87
10. Herron, M. 71

By Kickoff Return Avg.

(Minimum 20 Ret.)

NAME AVG.

1. MARONEY, L. 28.0
2. Hobbs, E. 27.7
3. Carter, A. 27.2
4. Clayborn, R. 27.0
5. Ivory, H. 26.5
6. Garron, L. 25.8
7. Christy, D. 25.7
8. Herron, M. 25.3
9. Johnson, B. 25.1
10. Cullors, D. 24.5
Garrett, C. 24.5
Phillips, J. 24.5

PATRIOTS LONGEST PLAYS

RUSHING

PLAYER	YARDS	OPP.	DATE
1. Larry Garron	85t	vs BUF	10/22/61
2. Carl Garrett	80t	vs MIA	11/09/69
3. Robert Weathers	77	vs BAL (Colts)	09/04/83
Ron Burton	77	at DEN	10/23/60
5. Sam Cunningham	75t	at BUF	10/20/74
6. Craig James	73	vs STL (Cards)	12/02/84

PASSING

PLAYER	YARDS	OPP.	DATE
1. T. BRADY to D. Patten	91t	at IND	10/21/01
2. T. Eason to C. James	90t	at CHI	09/15/85
3. J. Plunkett to R. Vataha	88t	at BAL (Colts)	12/19/71
4. T. Sherman to J. Whalen	87t	at NYJ	10/27/68
5. D. Bledsoe to T. Glenn	86t	at PIT	12/06/98

KICKOFF RETURNS

PLAYER	YARDS	OPP.	DATE
1. Ellis Hobbs	108t	at NYJ	09/09/07
2. Raymond Clayborn	101t	at BAL (Colts)	12/18/77
3. Raymond Clayborn	100t	at NYJ	10/02/77
Jon Vaughn	100t	at CIN	12/20/92
5. Allan Carter	99t	at BAL (Colts)	12/21/75
Jon Vaughn	99t	at PHX	09/29/91
7. Ricky Smith	98t	vs NYJ	09/19/82
Horace Ivory	98t	at BAL (Colts)	10/19/80
9. Ellis Hobbs	95t	at OAK	12/14/08
KEVIN FAULK	95	vs NYJ	11/15/99
Sammy Martin	95t	at IND	11/27/88
Larry Garron	95t	at BUF	11/03/62

PUNT RETURNS

PLAYER	YARDS	OPP.	DATE
1. Mike Haynes	89t	vs BUF	11/07/76
2. Troy Brown	85t	vs CLV	12/09/01
Irving Fryar	85t	at BUF	09/22/85
4. Stanley Morgan	80t	vs BAL (Colts)	11/18/79
5. Irving Fryar	77t	vs IND	11/10/85

INTERCEPTION RETURNS

PLAYER	YARDS	OPP.	DATE
1. Jimmy Hitchcock	100t	vs MIA	11/23/97
2. Rick Sanford	99t	at CHI	12/05/82
3. Bob Suci	98t	vs HOU (Oilers)	11/01/63
4. Victor Green	90t	at NYJ	09/15/02
5. Ron Hall	87t	at DEN	09/18/66
6. Raymond Clayborn	85t	at CLE	10/07/84
7. Fred Marion	83t	at SEA	11/17/85
8. Chris Singleton	82t	at IND	11/15/92

PUNTS

PLAYER	YARDS	OPP.	DATE
1. Shawn McCarthy	93	at BUF	11/03/91
2. Luke Prestridge	89	vs MIA	10/21/84
3. Bob Scarpito	87	at DEN	09/29/68
4. Luke Prestridge	82	vs NYJ	10/28/84
5. Rich Camarillo	76	vs NYJ	09/19/82
Lee Johnson	76	at CIN	09/09/01
7. Rich Camarillo	75	at CHI	09/15/85
Rich Camarillo	75	at OAK	11/01/81
10. Jeff Feagles	74	vs IND	10/02/88

FIELD GOALS

PLAYER	YARDS	OPP.	DATE
1. Adam Vinatieri	57	at Chi.	11/10/02
2. Adam Vinatieri	55	at St.L.	12/13/98
Matt Bahr	55	at Mia.	11/12/95
4. Adam Vinatieri	54	vs. Cle.	12/09/01
5. Adam Vinatieri	53	vs. K.C.	12/04/00
Jason Staurouosky	53	vs. Sea.	10/07/90
Gino Cappelletti	53	at NYJ	11/28/65
8. STEPHEN GOSTKOWSKI	52	vs. CHI	11/26/06
Adam Vinatieri	52	at Ind.	09/13/98
Adam Vinatieri	52	vs. Buff.	10/12/97
10. Adam Vinatieri	51	vs. Balt.	01/02/00
Charlie Gogolak	51	at Mia.	10/17/71
Gino Cappelletti	51	vs. Den.	11/20/64
13. STEPHEN GOSTKOWSKI	50	at SEA	12/07/08
Adam Vinatieri	50	at Balt.	10/06/96
Teddy Garcia	50	at Minn.	09/11/88
Tony Franklin	50	vs. LA Raid.	11/01/87
Tony Franklin	50	vs. Det.	12/08/85
Tony Franklin	50	at T.B.	10/27/85
John Smith	50	vs. K.C.	10/04/81

OPPONENTS LONGEST PLAYS

RUSHING

PLAYER	YARDS	OPP.	DATE
1. Jack Larschied	87t	at OAK	10/16/60
2. Thurman Thomas	80t	at BUF	11/18/90
O.J. Simpson	80t	vs BUF	09/16/73
4. Tony Dorsett	75t	vs DAL	09/21/81
5. Maurice Jones-Drew	74t	at JAX	12/24/06
6. Wayne Patrick	72	at BUF	10/11/69

PASSING

PLAYER	YARDS	OPP.	DATE
1. George Shaw to Jerry Tarr	97t	vs DEN	09/21/62
2. Len Dawson to Frank Pitts	90t	at KC	11/17/68
3. Ken O'Brien to Wesley Walker	88t	at NYJ	11/24/85
4. Steve DeBerg to S. Paige	86t	vs KC	12/02/90
Clyde Grosscup to Don Maynard	86t	NY Titans	10/06/62
6. John Hadl to Lance Alworth	85t	vs SD	10/17/65
Ben Roethlisberger to Hines Ward	85t	at PIT	09/25/05

KICKOFF RETURNS

PLAYER	YARDS	OPP.	DATE
1. Charlie Warner	102t	vs BUF	11/07/65
2. Terrence McGee	98t	at BUF	10/03/04
3. Mercury Morris	96t	at MIA	12/06/70
4. Mercury Morris	94t	vs MIA	12/05/71
5. Ode Burrell	93t	at HOU (Oilers)	11/29/64
Elbert Dubenion	93t	at BUF	11/03/62
7. Leon Washington	92t	vs. NYJ	11/13/08
Reggie Barrow	92t	at JAX	12/07/97
9. Justin Miller	91t	at OAK	12/14/08

PUNT RETURNS

PLAYER	YARDS	OPP.	DATE
1. Adam "Pacman" Jones	81t	at TEN	12/31/06
2. Chris Gamble	76	at CAR	09/18/05
Andre Hastings	76	at NO	10/04/98
Goldie Sellers	76t	at KC	11/17/68
Eugene Mingo	76t	vs DEN	09/09/60
6. Mike Nelms	75t	at WAS	10/25/81
Nesby Glasgow	75t	vs BAL (Colts)	11/18/79

INTERCEPTION RETURNS

PLAYER	YARDS	OPP.	DATE
1. Bryant Westbrook	101t	at DET	11/23/00
2. Dick Anderson	94t	vs MIA	11/24/68
3. Ray Buchanan	90t	vs IND	12/11/94
4. Lawrence Timmons	89	vs PIT	11/30/08
5. Al Harris	84	at PHI	12/19/99
6. Leroy Irvin	80	vs LA Rams	11/16/80
7. Levi Johnson	76	at DET	10/10/76
8. Ty Law	74t	at NYJ	12/26/05

PUNTS

PLAYER	YARDS	OPP.	DATE
1. Andy Lee	82	at SF	10/05/08
2. Bob Parsons	81	at CHI	11/05/82
3. Joe Prokop	76	vs NYJ	11/05/89
4. James Fraser	75	at DEN	11/11/62
Brian Moorman	75	vs BUF	09/23/07
6. Reggie Roby	73	vs MIA	10/05/86
7. Mark Horan	71	vs DEN	10/27/91
Brian Moorman	71	at BUF	09/07/03

FIELD GOALS

PLAYER	YDS	OPP	DATE
1. Michael Koenen	58	at ATL	10/09/05
2. David Akers	57	at PHI	09/14/03
3. Morten Anderson	54	at ATL	10/01/95
Norm Johnson	54	at ATL	11/29/92
Dean Biasucci	54	vs IND	11/11/90
6. Ryan Lindell	53	vs BUF	09/10/06
Olindo Mare	53	vs. MIA	10/17/99
Jason Elam	53	at DEN	09/07/98
Pat Leahy	53	vs NYJ	10/20/85
Uwe von Schamann	53	vs MIA	10/21/79
11. Adam Vinatieri	52	at IND	11/02/08
John Kasay	52	at CAR	09/18/05
Pat Leahy	52	vs. NYJ	10/20/85
Raul Allegre	52	vs BAL (Colts)	09/04/83
Raul Allegre	52	at BAL (Colts)	10/09/83
Uwe von Schamann	52	vs MIA	11/13/82
Chris Bahr	52	at CIN	10/15/78
18. John Kasay	51	at CAR	09/18/05
Jason Elam	51	vs. DEN	10/08/95
Steve Christie	51	at BUF	11/11/95
Tony Franklin	51	vs MIA	11/06/88
Chris Bahr	51	at OAK	11/01/81

YEAR-BY-YEAR LEADERS

YEAR-BY-YEAR LEADING SCORERS

YEAR	PLAYER	TD	PAT	FG	TOTAL
1960	Gino Cappelletti.....	0	36	8	60
1961	Gino Cappelletti **.....	8	48	17	147
1962	Gino Cappelletti.....	5	38	20	128
1963	Gino Cappelletti **.....	2	35	22	113
1964	Gino Cappelletti **.....	7	38	25	155
1965	Gino Cappelletti **.....	9	27	17	132
1966	Gino Cappelletti.....	6	35	16	119
1967	Gino Cappelletti.....	3	29	16	95
1968	Gino Cappelletti.....	2	26	15	83
1969	Gino Cappelletti.....	0	26	14	68
1970	Jim Nance.....	7	0	0	42
1971	Charlie Gogolak.....	0	28	12	64
1972	Carl Garrett.....	5	0	0	30
1973	Jeff White.....	0	21	14	63
1974	John Smith.....	0	42	16	90
1975	John Smith.....	0	33	9	60
1976	John Smith.....	0	42	15	87
1977	John Smith.....	0	33	15	78
1978	Horace Ivory.....	11	0	0	66
1979	John Smith *.....	0	46	23	115
1980	John Smith *.....	0	51	26	129
1981	John Smith.....	0	37	15	82
1982	John Smith.....	0	6	5	21
1983	Tony Collins.....	10	0	0	60
1984	Tony Franklin.....	0	42	22	108

YEAR	PLAYER	TD	PAT	FG	TOTAL
1985	Tony Franklin.....	0	40	24	112
1986	Tony Franklin *.....	0	44	32	140
1987	Tony Franklin.....	0	37	15	82
1988	Robert Perryman.....	6	0	0	36
1989	Greg Davis.....	0	13	16	61
1990	Jason Staurovsky.....	0	19	16	67
1991	Jason Staurovsky.....	0	10	13	49
1992	Charlie Baumann.....	0	22	11	55
1993	Scott Sisson.....	0	15	14	57
1994	Matt Bahr.....	0	36	27	117
1995	Matt Bahr.....	0	27	23	96
1996	Adam Vinatieri.....	0	39	27	120
1997	Adam Vinatieri.....	0	40	25	115
1998	Adam Vinatieri.....	0	32	31	127
1999	Adam Vinatieri.....	0	29	26	107
2000	Adam Vinatieri.....	0	25	27	106
2001	Adam Vinatieri.....	0	41	24	113
2002	Adam Vinatieri.....	0	36	27	117
2003	Adam Vinatieri.....	0	37	25	112
2004	Adam Vinatieri *.....	0	48	31	141
2005	Adam Vinatieri.....	0	40	20	100
2006	STEPHEN GOSTKOWSKI.....	0	43	20	103
2007	RANDY MOSS.....	23	0	0	138
2008	STEPHEN GOSTKOWSKI.....	0	40	36	148

*-NFL Leader ***-AFL Leader



John Smith is the only Patriot to lead the NFL in scoring twice (1979, 1980).



Sam Cunningham led the Patriots in rushing from 1975-79, totaling 3,836 yards over the five seasons.

YEAR-BY-YEAR LEADING RUSHERS

YEAR	PLAYER	ATT	YDS	AVG	LG	TD
1960	Alan Miller.....	101	416	4.2	33	1
1961	Billy Lott.....	100	461	4.7	38	5
1962	Ron Burton.....	134	548	4.0	59	2
1963	Larry Garron.....	179	750	4.1	47t	2
1964	Larry Garron.....	183	585	3.2	16	2
1965	Jim Nance.....	111	321	2.9	20	5
1966	Jim Nance *.....	299	1458	4.9	65t	11
1967	Jim Nance *.....	269	1216	4.5	53	7
1968	Jim Nance.....	177	593	3.4	30t	4
1969	Jim Nance.....	193	750	3.9	43	6
1970	Jim Nance.....	145	522	3.6	21	7
1971	Carl Garrett.....	181	784	4.3	38	1
1972	Josh Ashton.....	128	546	4.3	35	3
1973	Sam Cunningham.....	155	516	3.3	25	4
1974	Mack Herron.....	231	824	3.6	28	7
1975	Sam Cunningham.....	169	666	3.9	17	6
1976	Sam Cunningham.....	172	824	4.8	24	3
1977	Sam Cunningham.....	270	1015	3.8	31t	4
1978	Sam Cunningham.....	199	768	3.9	52t	8
1979	Sam Cunningham.....	159	563	3.5	27	5
1980	Vagas Ferguson.....	211	818	3.9	44	2
1981	Tony Collins.....	204	873	4.3	29	7
1982	Tony Collins.....	164	632	3.9	54	1
1983	Tony Collins.....	219	1049	4.8	50t	10
1984	Craig James.....	160	790	4.9	73	1

YEAR	PLAYER	ATT	YDS	AVG	LG	TD
1985	Craig James.....	263	1227	4.7	65t	5
1986	Craig James.....	154	427	2.8	16	4
1987	Tony Collins.....	147	474	3.2	19	3
1988	John Stephens.....	297	1168	3.9	52	4
1989	John Stephens.....	244	833	3.4	35t	7
1990	John Stephens.....	212	808	3.8	26	2
1991	Leonard Russell.....	266	959	3.6	24	4
1992	Jon Vaughn.....	113	451	4.0	36	1
1993	Leonard Russell.....	300	1088	3.6	21	7
1994	Marion Butts.....	243	703	2.9	26	8
1995	Curtis Martin.....	368	1487	4.0	49	14
1996	Curtis Martin.....	316	1152	3.6	57	14
1997	Curtis Martin.....	274	1160	4.2	70t	4
1998	Robert Edwards.....	291	1115	3.8	53	9
1999	Terry Allen.....	254	896	3.5	39	8
2000	KEVIN FAULK.....	164	570	3.5	18	4
2001	Antowain Smith.....	287	1157	4.0	44	12
2002	Antowain Smith.....	252	982	3.9	42t	6
2003	Antowain Smith.....	182	642	3.5	30	3
2004	Corey Dillon.....	345	1635	4.7	44	12
2005	Corey Dillon.....	209	733	3.5	29	12
2006	Corey Dillon.....	199	812	4.1	50	13
2007	LAURENCE MARONEY.....	185	835	4.5	59t	6
2008	SAMMY MORRIS.....	156	727	4.7	35	7

*-NFL Leader

YEAR-BY-YEAR LEADERS

YEAR-BY-YEAR LEADING PASSERS

YEAR	PLAYER	ATT	CMP	PCT.	YDS	TD	LG	INT
1960	Butch Songin	392	187	47.7	2476	22	78	15
1961	Butch Songin	212	98	46.2	1429	14	58	9
1962	Babe Parilli	253	140	55.3	1988	18	67	8
1963	Babe Parilli	337	153	45.4	2335	13	77	24
1964	Babe Parilli	473	228	48.2	3465	31	80	27
1965	Babe Parilli	426	173	40.6	2597	18	73	26
1966	Babe Parilli	382	181	47.4	2721	20	63	20
1967	Babe Parilli	344	161	46.8	2317	19	79	24
1968	Tom Sherman	226	90	39.8	1199	12	87	16
1969	Mike Taliaferro	331	160	48.3	2160	19	77	18
1970	Joe Kapp	219	98	44.7	1104	3	48	17
1971	Jim Plunkett	328	158	48.2	2158	19	88	16
1972	Jim Plunkett	355	169	47.6	2196	8	62	25
1973	Jim Plunkett	376	193	51.3	2550	13	64	17
1974	Jim Plunkett	352	173	49.1	2457	19	69	22
1975	Steve Grogan	274	139	50.7	1976	11	62	18
1976	Steve Grogan	302	145	48.0	1903	18	58	20
1977	Steve Grogan	305	160	52.5	2162	17	68	21
1978	Steve Grogan	362	181	50.0	2824	15	75	23
1979	Steve Grogan	423	206	48.7	3286	28	63	20
1980	Steve Grogan	306	175	57.2	2475	18	71	22
1981	Steve Grogan	216	117	54.2	1859	7	76	16
1982	Steve Grogan	122	66	54.1	930	7	62	4
1983	Steve Grogan	303	168	55.4	2411	15	76	12
1984	Tony Eason	431	259	60.1	3228	23	76	8

YEAR	PLAYER	ATT	CMP	PCT.	YDS	TD	LG	INT
1985	Tony Eason	299	168	56.2	2156	11	90	17
1986	Tony Eason	448	276	61.6	3328	19	49	10
1987	Steve Grogan	161	93	57.8	1183	10	40	9
1988	Doug Flutie	179	92	51.4	1150	8	80	10
1989	Steve Grogan	261	133	51.0	1697	9	55	14
1990	Marc Wilson	265	139	52.5	1625	6	36	11
1991	Hugh Millen	409	246	60.1	3073	9	60	18
1992	Hugh Millen	203	124	61.1	1203	8	39	10
1993	Drew Bledsoe	429	214	49.9	2494	15	54	15
1994	Drew Bledsoe	691	400	57.9	4555	25	62	27
1995	Drew Bledsoe	636	323	50.8	3507	13	47	16
1996	Drew Bledsoe	623	374	59.9	4086	27	84	15
1997	Drew Bledsoe	522	314	60.2	3706	28	76	15
1998	Drew Bledsoe	481	263	54.7	3633	20	86	14
1999	Drew Bledsoe	539	305	56.6	3985	19	68	21
2000	Drew Bledsoe	531	312	58.8	3291	17	59	13
2001	TOM BRADY	413	264	63.9	2843	18	91	12
2002	TOM BRADY	601	373	62.1	3764	28	49	14
2003	TOM BRADY	527	317	60.2	3620	23	82	12
2004	TOM BRADY	474	288	60.8	3692	28	50	14
2005	TOM BRADY	530	334	63.0	4110*	26	71	14
2006	TOM BRADY	516	319	61.8	3529	24	62	12
2007	TOM BRADY	578	398	68.9*	4806*	50*	69	8
2008	Matt Cassel	516	327	63.4	3693	21	76	11

*NFL Leader



Jim Plunkett's 88-yard touchdown pass during the 1971 season ranks as the third longest in Patriots history.



Ben Coates reigns as the only Patriots tight end to lead the team in receiving five times (1993-95, 97-98).

YEAR-BY-YEAR LEADING RECEIVERS

YEAR	PLAYER	NO	YDS	AVG	LG	TD
1960	Jim Colclough	49	666	13.6	61	9
1961	Gino Cappelletti	45	768	17.1	53	8
1962	Jim Colclough	40	868	21.7	78	10
1963	Jim Colclough	42	793	18.8	56	3
1964	Gino Cappelletti	49	865	17.7	58	7
1965	Jim Colclough	40	677	16.9	41	3
1966	Art Graham	51	673	13.2	42	4
1967	Art Graham	41	606	14.8	79	4
1968	Jim Whalen (TE)	47	718	15.3	87	7
1969	Carl Garrett (RB)	29	267	9.2	34	2
1970	Ron Sellers	38	550	14.5	48	4
1971	Randy Vataha	51	872	17.1	88	9
1972	Reggie Rucker	44	681	15.5	62	3
1973	Reggie Rucker	53	743	14.0	64	3
1974	Mack Herron (RB)	38	474	12.5	18	5
1975	Randy Vataha	46	720	15.7	47	6
1976	Andy Johnson (RB)	29	343	11.8	53	4
1977	Sam Cunningham (RB)	42	370	8.8	35	1
1978	Russ Francis (TE)	39	543	13.9	53	4
1979	Harold Jackson	45	1013	22.5	59	7
1979	Stanley Morgan	44	1002	22.8	63	12
1980	Stanley Morgan	45	991	22.0	71	6
1981	Don Hasselbeck (TE)	46	808	17.6	51	6
	Stanley Morgan	44	1029	23.4	76	6
1982	Stanley Morgan	28	584	20.9	75	3
1983	Stanley Morgan	58	863	14.9	50	2
1984	Derrick Ramsey (TE)	66	792	12.0	34	7

YEAR	PLAYER	NO	YDS	AVG	LG	TD
1985	Tony Collins (RB)	52	549	10.6	49	2
1986	Stanley Morgan	84	1491	17.8	44	10
1987	Tony Collins (RB)	44	347	7.9	29	3
1988	Reggie Dupard (RB)	34	232	6.8	15	0
1989	Eric Sievers (TE)	54	615	11.4	46	0
1990	Irving Fryar	54	856	15.9	56	4
1991	Marv Cook (TE)	82	808	9.9	49	3
1992	Irving Fryar	55	791	14.4	54	4
1993	Ben Coates (TE)	53	659	12.4	54	8
1994	Ben Coates (TE)	96	1174	12.2	62	7
1995	Ben Coates (TE)	84	915	10.9	35	6
1996	Terry Glenn	90	1132	12.6	37	6
1997	Ben Coates (TE)	66	737	11.2	35	8
1998	Ben Coates (TE)	67	668	10.0	33	6
1999	Terry Glenn	69	1147	16.6	67	4
2000	Troy Brown	83	944	11.4	44	4
	Terry Glenn	79	963	12.2	39	6
2001	Troy Brown	101	1199	11.9	60	5
2002	Troy Brown	97	890	9.2	38	3
2003	Deion Branch	57	803	14.1	66	3
2004	David Givens	56	874	15.6	50	3
2005	Deion Branch	78	998	12.8	51	5
2006	Reche Caldwell	61	760	12.5	62	4
2007	WES WELKER	112*	1175	10.5	42	8
	RANDY MOSS	98	1493	15.2	65	23*
2008	WES WELKER	111	1165	10.5	64	3

*NFL Leader

YEAR-BY-YEAR LEADERS

YEAR-BY-YEAR NET YARDS FROM SCRIMMAGE

YEAR	PLAYER	TOTAL YDS	RUSH	REC.
1960	Alan Miller.....	700	416	284
1961	Jim Colcough.....	794	37	757
	Billy Lott.....	794	461	333
1962	Ron Burton.....	1009	548	350
1963	Larry Garron.....	1168	750	418
1964	Larry Garron.....	935	585	350
1965	Gino Cappelletti.....	680	0	680
1966	Jim Nance.....	1561	1458	103
1967	Jim Nance.....	1412	1216	196
1968	Jim Whalen.....	718	0	718
1969	Carl Garrett.....	958	691	267
1970	Jim Nance.....	670	522	148
1971	Carl Garrett.....	1049	784	265
1972	Carl Garrett.....	898	488	410
1973	Reggie Rucker.....	742	-1	743
1974	Mack Herron.....	1298	824	299
1975	Sam Cunningham.....	919	666	253
1976	Sam Cunningham.....	1123	824	299
1977	Sam Cunningham.....	1385	1015	370
1978	Sam Cunningham.....	1065	768	297
1979	Harold Jackson.....	1025	12	1013
1980	Stanley Morgan.....	1027	36	991
1981	Tony Collins.....	1105	873	232
1982	Tony Collins.....	819	632	187
1983	Tony Collins.....	1306	1049	257

YEAR	PLAYER	TOTAL YDS	RUSH	REC.
1984	Craig James.....	949	790	159
1985	Craig James.....	1587	1227	360
1986	Stanley Morgan.....	1491	0	1491
1987	Tony Collins.....	821	474	347
1988	John Stephens.....	1266	1168	98
1989	John Stephens.....	1040	833	207
1990	John Stephens.....	1004	808	196
1991	Leonard Russell.....	1040	959	81
1992	Irving Fryar.....	797	6	791
1993	Leonard Russell.....	1333	1088	245
1994	Ben Coates.....	1174	0	1174
1995	Curtis Martin.....	1748	1487	261
1996	Curtis Martin.....	1485	1152	333
1997	Curtis Martin.....	1456	1160	296
1998	Robert Edwards.....	1446	1115	331
1999	Terry Glenn.....	1147	0	1147
2000	KEVIN FAULK	1035	570	465
2001	Troy Brown.....	1290	91	1199
2002	Antowain Smith.....	1225	982	243
2003	KEVIN FAULK	1078	638	440
2004	Corey Dillon.....	1738	1635	103
2005	Deion Branch.....	998	0	998
2006	Corey Dillon.....	959	812	147
2007	RANDY MOSS	1493	0	1493
2008	WES WELKER	1191	26	1165



Tony Collins is one of two Patriots to lead the team in net yards from scrimmage four times.



Maurice Hurst's six seasons as the leading intreceptor are the most by any Patriot (1989-90, 91-94).

YEAR-BY-YEAR LEADING INTERCEPTORS

YEAR	PLAYER	NO	YDS	AVG	LG	TD
1960	Gino Cappelletti.....	4	68	17.0	24	0
	Harry Jacobs.....	4	26	6.5	14	0
1961	Don Webb.....	5	153	30.6	59	2
1962	Ross O'Hanley.....	5	83	16.6	28	0
1963	Bob Suci.....	8	277	36.7	98	2
1964	Ron Hall.....	11	148	13.5	50	0
1965	Ron Hall.....	3	35	11.7	29	0
1966	Ron Hall.....	6	159	26.5	87	0
1967	Nick Buoniconti.....	4	7	1.8	7	0
	Don Webb.....	4	91	22.8	41	0
1968	Leroy Mitchell.....	7	41	5.9	20	0
1969	Larry Carwell.....	4	114	28.5	38	0
1970	Daryl Johnson.....	2	51	25.5	42	0
1971	Larry Carwell.....	5	72	14.4	53	1
1972	Honor Jackson.....	4	133	33.3	55	0
1973	Ron Bolton.....	6	65	10.8	56	0
1974	Ron Bolton.....	7	18	2.6	10	0
1975	Ron Bolton.....	5	33	6.6	15	0
1976	Mike Haynes.....	8	90	11.3	28	0
1977	Mike Haynes.....	5	54	10.8	22	0
1978	Mike Haynes.....	6	123	20.5	50	1
1979	Raymond Clayborn.....	5	56	11.2	27	0
1980	Raymond Clayborn.....	5	87	17.4	29	0
1981	Rick Sanford.....	3	28	9.3	21	0
	Tim Fox.....	3	20	6.7	20	0
1982	Mike Haynes.....	4	26	6.5	26	0
1983	Rick Sanford.....	7	24	3.4	16	0
1984	Raymond Clayborn.....	3	102	34.0	85	0
1985	Fred Marion.....	7	189	27.0	83	0
1986	Ronnie Lippett.....	8	76	9.5	43	0
1987	Fred Marion.....	4	53	13.3	25	0

YEAR	PLAYER	NO	YDS	AVG	LG	TD
1988	Raymond Clayborn.....	4	65	16.3	31	0
	Fred Marion.....	4	47	11.8	22	0
	Roland James.....	4	30	7.5	22	0
1989	Maurice Hurst.....	5	31	6.2	16	1
1990	Maurice Hurst.....	4	61	15.3	36	0
	Ronnie Lippett.....	4	94	23.5	73	0
	Fred Marion.....	4	17	4.3	16	0
1991	Maurice Hurst.....	3	21	7.0	21	0
1992	Jerome Henderson.....	3	43	14.3	34	0
	Maurice Hurst.....	3	29	9.7	27	0
1993	Maurice Hurst.....	4	53	13.3	24	0
1994	Maurice Hurst.....	7	68	9.7	24	0
1995	Vincent Brown.....	4	1	0.3	1	0
1996	Willie Clay.....	4	50	12.5	35	0
1997	Willie Clay.....	6	109	18.2	53	1
1998	Ty Law*.....	9	133	14.8	59	1
1999	Lawyer Milloy.....	4	17	4.3	17	0
2000	Ty Law.....	2	32	16.0	32	0
	Lawyer Milloy.....	2	2	1.0	2	0
	Tebucky Jones.....	2	20	10.0	20	0
2001	Otis Smith.....	5	181	36.2	78	2
2002	Ty Law.....	4	33	8.3	29	0
	Terrell Buckley.....	4	50	12.5	39	0
2003	Ty Law.....	6	112	18.7	65	1
	Tyrone Poole.....	6	81	13.5	44	0
2004	Eugene Wilson.....	4	51	12.8	24	0
2005	Asante Samuel.....	3	15	5.0	15	0
	Ellis Hobbs.....	3	8	2.7	8	0
2006	Asante Samuel*.....	10	120	12.0	39	0
2007	Asante Samuel.....	6	89	14.8	42	1
2008	BRANDON MERIWEATHER ..	4	25	6.3	19	0

*-NFL Leader

Records

YEAR-BY-YEAR LEADERS

YEAR-BY-YEAR SACK LEADERS

Note: Sacks did not become an official statistic until 1982.

YEAR	PLAYER	SACKS	YEAR	PLAYER	SACKS	YEAR	PLAYER	SACKS
1960	Jack Rudolph, LB.....	3.0	1978	Tony McGee, DE.....	12.0	1996	Willie McGinest, DE.....	9.5
1961	Rommie Loudd, LB.....	7.0	1979	Tony McGee, DE.....	10.5	1997	Chris Slade, LB.....	9.0
1962	Larry Eisenhauer, DE.....	5.5	1980	Julius Adams, DE.....	9.0	1998	Henry Thomas, DT.....	6.5
1963	Larry Eisenhauer, DE.....	9.0	1981	Tony McGee, DE.....	5.5	1999	Willie McGinest, DE.....	9.0
1964	Larry Eisenhauer, DE.....	7.5	1982	Don Blackmon, LB.....	4.5	2000	Willie McGinest, DE.....	6.0
1965	Larry Eisenhauer, DE.....	9.5	1983	Andre Tippett, LB.....	8.5		Greg Spires, DE.....	6.0
1966	Jim Lee Hunt, DT.....	9.0	1984	Andre Tippett, LB.....	18.5	2001	Bobby Hamilton, DL.....	7.0
1967	Houston Antwine, DT.....	6.0	1985	Andre Tippett, LB.....	16.5	2002	RICHARD SEYMOUR, DL... 5.5	
1968	Houston Antwine, DT.....	7.5	1986	Garin Veris, DE.....	11.0		Willie McGinest, LB.....	5.5
1969	Houston Antwine, DT.....	5.0	1987	Andre Tippett, LB.....	12.5	2003	Mike Vrabel, LB.....	9.5
1970	Ron Berger, DE.....	9.0	1988	Andre Tippett, LB.....	8.0	2004	Willie McGinest, LB.....	9.5
1971	Steve Kiner, LB.....	6.5	1989	Brent Williams, DE.....	8.0	2005	Rosevelt Colvin, LB.....	7.0
1972	Julius Adams, DE.....	4.0	1990	Brent Williams, DE.....	6.0	2006	TULLY BANTA-CAIN, LB..... 7.5	
1973	Julius Adams, DE.....	8.0	1991	Andre Tippett, LB.....	8.5		Rosevelt Colvin, LB.....	7.5
1974	Julius Adams, DE.....	8.0	1992	Andre Tippett, LB.....	7.0	2007	Mike Vrabel, LB.....	12.5
1975	Tony McGee, DE.....	9.0	1993	Chris Slade, LB.....	9.0	2008	RICHARD SEYMOUR, DL... 8.0	
1976	Tony McGee, DE.....	9.5	1994	Chris Slade, LB.....	9.5			
1977	Tony McGee, DE.....	12.0	1995	Willie McGinest, DE.....	11.0			



Tony McGee recorded six seasons as the Patriots sack leader, the most by a defensive end (1975-79, 81).



Tom Yewcic led the Patriots in punting for five years (1961-65) with an overall average of 39.3 yards.

YEAR-BY-YEAR LEADING PUNTERS

YEAR	PLAYER	NO	YARDS	AVG	LG	YEAR	PLAYER	NO	YARDS	AVG	LG
1960	Tom Greene.....	59	2235	37.9	66	1985	Rich Camarillo.....	92	3953	43.0	75
1961	Tom Yewcic.....	62	2406	38.8	64	1986	Rich Camarillo.....	89	3746	42.1	64
1962	Tom Yewcic.....	68	2634	38.7	56	1987	Rich Camarillo.....	62	2489	40.1	73
1963	Tom Yewcic.....	73	2880	39.4	65	1988	Jeff Feagles.....	91	3482	38.3	74
1964	Tom Yewcic.....	72	2787	38.7	63	1989	Jeff Feagles.....	64	2392	37.4	64
1965	Tom Yewcic.....	76	3094	40.7	70	1990	Brian Hansen.....	90	3752	41.7	69
1966	Jim Fraser.....	53	2044	38.6	68	1991	Shawn McCarthy.....	66	2650	40.2	93
1967	Terry Swanson.....	65	2632	40.5	62	1992	Shawn McCarthy.....	103	4212	40.9	61
1968	Bob Scarpitto.....	34	1382	40.6	87	1993	Mike Saxon.....	73	3096	42.4	59
	Terry Swanson.....	62	2449	39.5	57	1994	Pat O'Neill.....	69	2841	41.2	67
1969	Tom Janik.....	70	2903	41.5	56	1995	Pat O'Neill.....	41	1,514	36.9	57
1970	Tom Janik.....	86	3364	39.1	57		Bryan Wagner.....	37	1,557	42.1	57
1971	Tom Janik.....	87	3249	37.3	58	1996	Tom Tupa.....	63	2,739	43.5	62
1972	Pat Studstill.....	75	2859	38.1	57	1997	Tom Tupa.....	78	3,569	45.8	73
1973	Bruce Barnes.....	55	2134	38.8	53	1998	Tom Tupa.....	74	3,294	44.5	64
1974	Bruce Barnes.....	45	1604	35.6	50	1999	Lee Johnson.....	90	3,735	41.5	58
1975	Mike Patrick.....	83	3223	38.8	62	2000	Lee Johnson.....	89	3,798	42.7	62
1976	Mike Patrick.....	67	2688	40.1	52	2001	Ken Walter.....	49	1,964	40.1	58
1977	Mike Patrick.....	65	2354	36.2	64	2002	Ken Walter.....	70	2,723	38.9	55
1978	Jerrel Wilson.....	54	1921	35.6	57	2003	Ken Walter.....	76	2,865	37.7	52
1979	Eddie Hare.....	83	3038	36.6	58	2004	Josh Miller.....	56	2,350	42.0	69
1980	Mike Hubach.....	63	2392	38.0	69	2005	Josh Miller.....	76	3,431	45.1	59
1981	Rich Camarillo.....	47	1959	41.7	75	2006	Josh Miller.....	43	1,848	43.0	62
1982	Rich Camarillo.....	49	2140	43.7	76	2007	CHRIS HANSON.....	44	1,821	41.4	64
1983	Rich Camarillo.....	81	3615	44.6	70	2008	CHRIS HANSON.....	49	2,143	43.7	70
1984	Rich Camarillo.....	48	2020	42.1	61						

YEAR-BY-YEAR LEADERS

YEAR-BY-YEAR LEADING KICKOFF RETURNERS

YEAR	PLAYER	NO	YDS	AVG	LG	TD
1960	Dick Christy	24	617	25.7	46	0
1961	Larry Garron	16	438	27.4	89	1
1962	Larry Garron	24	686	28.5	95	1
1963	Larry Garron	28	693	24.7	58	0
1964	J.D. Garrett	32	749	23.4	42	0
1965	Jay Cunningham	17	374	22.0	45	0
1966	Joe Bellino	18	410	22.8	43	0
1967	Jay Cunningham	30	627	20.0	41	0
1968	Willie Porter	36	812	22.6	61	0
1969	Carl Garrett	28	792	28.3	63	0
1970	Odell Lawson	25	546	21.8	52	0
1971	Carl Garrett	24	538	22.4	37	0
1972	Carl Garrett	16	410	25.6	49	0
1973	Mack Herron	41	1092	26.6	92	1
1974	Mack Herron	28	629	18.0	62	0
1975	Allen Carter	32	879	27.5	99	1
1976	Jess Phillips	14	397	28.4	71	0
1977	Raymond Clayborn*	28	869	31.0	101	3
1978	Raymond Clayborn	27	636	23.6	60	0
1979	Allan Clark	37	816	22.1	38	0
1980	Horace Ivory*	36	992	27.6	98	1
1981	Tony Collins	39	773	18.3	32	0
1982	Ricky Smith	24	567	23.6	98	1
1983	Ricky Smith	42	916	21.8	53	0
1984	Tony Collins	26	544	20.9	46	0

YEAR	PLAYER	NO	YDS	AVG	LG	TD
1985	Stephen Starring	48	1012	21.1	53	0
1986	Stephen Starring	36	802	22.3	52	0
1987	Stephen Starring	23	445	19.3	43	0
1988	Sammy Martin	31	735	23.7	95	1
1989	Sammy Martin	24	584	24.3	38	0
1990	Sammy Martin	25	515	20.6	38	0
1991	Jon Vaughn	34	717	21.1	99	1
1992	Jon Vaughn	20	564	28.2	100	1
1993	Ray Crittenden	23	478	20.8	44	0
1994	Ray Crittenden	24	460	19.2	36	0
1995	David Meggett	38	964	25.4	62	0
1996	David Meggett	34	781	23.0	54	0
1997	David Meggett	33	816	24.7	61	0
1998	Derrick Cullors	45	1085	24.1	68	0
1999	KEVIN FAULK	39	943	24.2	95	0
2000	KEVIN FAULK	38	816	21.5	40	0
2001	KEVIN FAULK	33	662	20.1	42	0
2002	Deion Branch	36	863	24.0	63	0
	KEVIN FAULK	26	725	27.9	87	2
2003	Bethel Johnson	30	847	28.2	92	1
2004	Bethel Johnson	41	1016	24.8	93	1
2005	Bethel Johnson	31	694	22.4	54	0
2006	LAURENCE MARONEY	28	783	28.0	77	0
2007	Ellis Hobbs	35	911	26.0	108	1
2008	Ellis Hobbs	45	1282	28.5	95	1

*=NFL Leader



Stephen Starring is one of only four Patriots to record more than 1,000 yards on kickoff returns in a single season.



Carl Garrett averaged 15.5 yards per punt return in 1971, recording the highest single-season average by any Patriot.

YEAR-BY-YEAR LEADING PUNT RETURNERS

YEAR	PLAYER	NO	YDS	AVG	LG	TD
1960	Billy Wells	12	66	4.6	16	0
1961	Fred Bruney	23	109	4.7	11	0
1962	Ron Burton	21	122	5.8	22	0
1963	Bob Suci	25	233	9.3	22	0
1964	Dave Cloutier	20	136	6.8	40	0
1965	Ron Burton	15	61	4.1	12	0
1966	Tom Hennessey	7	39	5.6	11	0
1967	Jay Cunningham	17	105	6.2	44	0
	Joe Bellino	15	129	8.6	18	0
1968	Willie Porter	22	135	6.1	24	0
1969	Carl Garrett	12	159	13.3	45	0
1970	Carl Garrett	17	168	9.9	62	0
1971	Carl Garrett	8	124	15.5	50	0
1972	Carl Garrett	6	36	6.0	27	0
1973	Mack Herron	27	282	10.8	54	0
1974	Mack Herron	35	517	14.8	66	0
1975	Darryl Stingley	15	113	7.5	29	0
1976	Mike Haynes	45	608	13.5	89	2
1977	Stanley Morgan	16	220	13.8	53	0
	Mike Haynes	24	200	8.3	46	0
1978	Stanley Morgan	32	335	10.5	48	0
1979	Stanley Morgan	29	289	10.0	80	1
1980	Roland James	33	331	10.0	75	1
1981	Stanley Morgan	15	116	7.7	26	0
1982	Ricky Smith	16	139	8.7	19	0
1983	Ricky Smith	38	398	10.5	55	0

YEAR	PLAYER	NO	YDS	AVG	LG	TD
1984	Irving Fryar	36	347	9.6	55	0
1985	Irving Fryar*	37	520	14.1	85	2
1986	Irving Fryar	35	336	10.5	59	1
1987	Irving Fryar	18	174	9.7	36	0
1988	Irving Fryar	38	398	10.5	30	0
1989	Sammy Martin	19	164	8.6	28	0
1990	Irving Fryar	28	133	4.8	17	0
1991	Jerome Henderson	27	201	7.4	39	0
1992	Walter Stanley	28	227	8.1	50	0
1993	Troy Brown	25	224	9.0	19	0
1994	Troy Brown	24	202	8.4	38	0
1995	David Meggett	45	383	8.5	23	0
1996	David Meggett	52	588	11.3	60	1
1997	David Meggett	45	467	10.4	47	0
1998	Troy Brown	17	225	13.2	39	0
1999	Troy Brown	38	405	10.7	52	0
2000	Troy Brown	39	504	12.9	66	1
2001	Troy Brown*	29	413	14.2	85	2
2002	Troy Brown	24	175	7.3	27	0
2003	Troy Brown	29	293	10.1	23	0
2004	KEVIN FAULK	20	133	6.7	16	0
2005	Tim Dwight	32	273	8.5	29	0
2006	KEVIN FAULK	31	330	10.6	43	0
2007	WES WELKER	25	249	10.0	35	0
2008	WES WELKER	24	237	9.9	44	0

*=NFL Leader

CONSECUTIVE RECORDS

INDIVIDUAL RECORDS

CONSECUTIVE SEASONS PLAYED

- 16 Steve Grogan (1975-90)
- 15 Troy Brown (1993-2007)
- 14 Bruce Armstrong (1987-2000)
- Steve Nelson (1974-86)

CONSECUTIVE GAMES PLAYED

- 161 Raymond Clayborn (09/18/77 to 11/22/87)
- 160 Adam Vinatieri (09/01/96 to 01/01/06)

CONSECUTIVE GAMES STARTED

- 147 Raymond Clayborn (09/03/78 to 11/22/87)
- 110 Ray Hamilton (09/16/73 to 10/26/80)

CONSECUTIVE GAMES SCORING

- 102 Adam Vinatieri (11/10/96 to 12/29/02)
- 101 John Smith (09/28/75 to 10/02/83)

CONSECUTIVE GAMES SCORING TD

- 7 Curtis Martin (10/13/96 to 11/24/96)
- 6 Robert Edwards (09/07/98 to 10/19/98)
- 5 Six times, most recently

RANDY MOSS (10/14/07 to 11/18/07)

CONSECUTIVE GAMES RUSHING TD

- 7 Curtis Martin (10/13/96 to 11/24/96)
- 6 Robert Edwards (09/07/98 to 10/19/98)
- 5 Curtis Martin (10/23/95 to 11/19/95)
- Horace Ivory (10/22/78 to 11/19/78)

CONSECUTIVE GAMES RECEIVING TD

- 5 **RANDY MOSS (10/14/07 to 11/18/07)**
- Daniel Graham (12/27/03 to 10/10/04)
- Michael Timpson (12/26/93 to 09/18/94)
- Jimmy Colclough (11/11/62 to 12/09/62)
- 4 Stanley Morgan (09/21/86 to 10/12/86)
- Stanley Morgan (09/07/80 to 09/29/80)
- Art Graham (12/11/66 to 09/17/67)

CONSECUTIVE GAMES PASSING TD

- 19 **TOM BRADY (12/17/06 to 12/09/07)**
- 14 Babe Parilli (12/03/61 to 09/08/63)
- 13 **TOM BRADY (12/14/03 to 11/22/04)**

CONSECUTIVE STARTS NONE INTERCEPTED

- 6 Tony Eason (09/07/86 to 10/26/86)
- 5 **TOM BRADY (12/10/06 to 09/09/07)**
- Drew Bledsoe (10/23/95 to 11/19/95)

CONSECUTIVE ATTEMPTS NONE INTERCEPTED

- 179 Drew Bledsoe (10/23/95 to 11/26/95)
- 178 Tony Eason (12/22/85 to 10/26/86)
- 175 **TOM BRADY (12/03/06 to 09/16/07)**
- 173 **TOM BRADY (10/01/07 to 11/04/07)**

CONSECUTIVE ATT. WITHOUT INT. TO START CAREER

- 162 **TOM BRADY (11/23/00 to 10/28/01)***

CONSECUTIVE GAMES RECEPTIONS MADE

- 63 Ben Coates (12/27/92 to 12/15/96)
- 42 Jim Colclough (09/09/60 to 09/08/63)

CONSECUTIVE RECEPTIONS MADE FOR TDs

- 8 Mike Vrabel (09/28/02 to 10/28/07)
- 3 Derrick Ramsey (11/18/84)
- 3 Harold Jackson (09/09/79)

CONSECUTIVE GAMES INTERCEPTIONS MADE

- 4 Mike Haynes (11/07/76 to 11/28/76)
- 3 Ty Law (11/26/95 to 12/10/95)
- Myron Guyton (11/12/96 to 11/26/95)
- Asante Samuel (9/23/07 to 10/7/07)

CONSECUTIVE FGs MADE

- 25 Adam Vinatieri (11/24/96 to 11/09/97)
- 23 Adam Vinatieri (10/10/04 to 12/26/04)
- 17 **STEPHEN GOSTKOWSKI (12/09/07 to 10/05/08)**

CONSECUTIVE GAMES FG MADE

- 17 Matt Bahr (12/18/94 to 12/16/95)
- 17 Tony Franklin (11/24/85 to 11/23/86)

CONSECUTIVE PATs MADE

- 118 **STEPHEN GOSTKOWSKI (12/31/06 to 12/28/08)@**
- 117 Adam Vinatieri (10/27/96 to 10/31/99)
- 105 Gino Cappelletti (12/08/63 to 12/18/66)

TEAM RECORDS

CONSECUTIVE VICTORIES (INCLUDING PLAYOFFS)

- 21 Oct. 5, 2003 to Oct. 24, 2004*
- 18 Sept. 9, 2007 to Jan. 20, 2008
- 12 Nov. 25, 2001 to Sept. 22, 2002

CONSECUTIVE REGULAR SEASON VICTORIES

- 21 Dec. 17, 2006 to Sept. 14, 2008*
- 18 Oct. 5, 2003 to Oct. 24, 2004

- 9 Nov. 25, 2001 to Sept. 22, 2002
- 8 Nov. 3, 1994 to Sept. 3, 1995

CONSECUTIVE PLAYOFF VICTORIES

- 10 Jan. 19, 2002 to Jan. 7, 2006*
- 3 Dec. 28, 1985 to Jan. 12, 1986

CONSECUTIVE SHUTOUT VICTORIES

- 2 vs. Miami, Dec. 12, 1982 and at Seattle Dec. 19, 1982

CONSECUTIVE VICTORIES AT HOME

- 18 Dec. 29, 2002 to Sept. 8, 2005
- 12 Nov. 26, 2006 to Sept. 7, 2008

- 10 Sept. 19, 1976 to Oct. 30, 1977

CONSECUTIVE VICTORIES ON ROAD

- 12 Dec. 24, 2006 to Oct. 5, 2008
- 7 Oct. 19, 2003 to Oct. 3, 2004
- Dec. 11, 2005 to Nov. 19, 2006

- 6 Oct. 19, 1986 to Dec. 22, 1986
- Sept. 10, 1978 to Nov. 19, 1978

CONSECUTIVE LOSSES

- 14 Sept. 23, 1990 to Sept. 1, 1991
- 10 Dec. 22, 1991 to Nov. 8, 1992

- 9 Oct. 25, 1981 to Dec. 20, 1981
- Oct. 8, 1972 to Dec. 3, 1972

CONSECUTIVE LOSSES AT HOME

- 10 Dec. 3, 1989 to Sept. 22, 1991
- 6 Nov. 3, 1974 to Sept. 28, 1975

- Oct. 15, 1972 to Sept. 23, 1973
- Sept. 27, 1970 to Dec. 13, 1970

CONSECUTIVE LOSSES ON ROAD

- 8 Sept. 13, 1981 to Dec. 20, 1981
- Dec. 6, 1970 to Dec. 12, 1971

- Oct. 6, 1968 to Oct. 26, 1969

CONSECUTIVE GAMES SCORING

- 149 Nov. 28, 1993 to Dec. 29, 2002
- 125 Dec. 28, 1975 to Nov. 13, 1983

CONSECUTIVE QUARTERS PATRIOTS SCORELESS

- 10 Nov. 22, 1992 (vs. NYJ, 2nd half) to Dec. 6, 1992 (vs. Indianapolis)

CONSECUTIVE SHUTOUT QUARTERS RECORDED

- 8 Dec. 12, 1982 (vs. Miami) to Dec. 19, 1982 (at Seattle)

CONSECUTIVE QUARTERS NOT ALLOWING A TD

- 10 Dec. 5, 1982 (at Chicago, 2nd half) thru Dec. 19, 1982 (at Seattle)
- (Shutout victories vs. Miami 12/12/82 and at Seattle 12/19/82)

CONSECUTIVE SERIES GAME PATRIOTS VICTORIES

- 11 **Buffalo Bills, Dec. 27, 2003 to Dec. 28, 2008@**
- 11 Buffalo Bills, Jan. 2, 1983 to Dec. 20, 1987
- 10 San Diego Chargers, Dec. 2, 1973 to Oct. 14, 2001

CONSECUTIVE SERIES GAME PATRIOTS LOSSES

- 10 Denver Broncos, Nov. 4, 1984 to Sept. 7, 1998
- 9 New York Jets, Dec. 18, 1966 to Nov. 22, 1970
- Miami Dolphins, Sept. 17, 1989 to Nov. 21, 1993

*-NFL Record

@-Active entering 2008

PATRIOTS INDIVIDUAL RECORDS

The following records relate to service with the Patriots and reflect only regular season activity; postseason playoff competition is excluded.
 Number of games per season: 1960-1977 (14); 1978-81 (16); 1982 (9); 1983-86 (16); 1987 (15), and 1988-08 (16).
underline = record set in 2008; **bold** = player on current roster

SERVICE

MOST SERVICE

Seasons — 16	Steve Grogan, 1975-90
15	Troy Brown, 1993-07
	Julius Adams, 1971-77, 79-85, 87
14	Bruce Armstrong, 1987-2000
	Steve Nelson, 1974-87
13	Tedy Bruschi, 1996-2008
	Raymond Clayborn, 1977-89
	John Hannah, 1973-85
	Stanley Morgan, 1977-89
	Mosi Tatupu, 1978-90

Games (100 Games Played) —

Player, Pos.	Games	Years
1. Bruce Armstrong, OT	212	1987-00
2. Julius Adams, DE	206	1971-87*
3. Mosi Tatupu, RB	194	1978-90
4. Troy Brown, WR	192	1993-07
5. Raymond Clayborn, CB	191	1977-89
6. Tedy Bruschi, LB	189+	1996-08
7. John Hannah, OG	183	1973-85
8. Stanley Morgan, WR	180	1977-89
9. Steve Nelson, LB	174	1974-87
10. Willie McGinest, LB	171	1994-05
Adam Vinatieri, K	160c	1996-05
Tom Neville, OT	160	1965-77
Pete Brock, C	154	1976-87
14. Gino Cappelletti, K/WR	152c	1960-70
15. Andre Tippett, LB	151	1982-93^
16. Bill Lenkaitis, C	151	1971-81
17. Steve Grogan, QB	149	1975-90
18. Roland James, SS	145	1980-90
19. Fred Marion, FS	144	1982-91
20. Ben Coates, TE	142	1991-99
Houston Antwine, DT	142	1961-71
22. Jim Lee Hunt, DT	141	1960-70
Ty Law, CB	141	1995-04
Lonie Paxton, LS	141	2000-08
25. Len St. Jean, OG	140c	1964-73
26. Kevin Faulk, RB	137+	1999-08
27. Don Webb, DB	134	1961-71
28. Ray Hamilton, NT	132	1973-81
29. Jon Morris, C	130	1964-74
30. Irving Fryar, WR	129	1984-92
31. Larry Izzo, LB	127	2001-08
Chris Slade	127	1993-00
33. Johnny Rembert, LB	126	1983-92
34. Ted Johnson, LB	125	1995-04
Mike Vrabel, LB	125	2001-08
36. Drew Bledsoe, QB	124	1993-01
Jim Colclough, WR	124	1960-68
Steve King, LB	124	1973-81
Charlie Long, OT	124	1961-69
40. Vincent Brown, LB	123	1988-95
Ronnie Lippett, CB	122	1983-91
Lawrence McGrew, LB	122	1980-89
43. Brent Williams, DE	121	1986-93
Cedric Jones, WR	120	1982-90
45. Sam Adams, OG	119	1972-80
Ed Reynolds, LB	119	1983-91
Tony McGee, DE	119	1974-81
48. John Smith, K	116	1974-83
49. Larry Eisenhauer, DE	115	1961-69
50. Tom Brady, QB	113+	2000-08
Matt Light, T	113+	2001-08

c - consecutive games played + - active status

* - J. Adams DNP in 1986.^ - A. Tippett DNP in 1989

SCORING

MOST POINTS

Career — 1,158	Adam Vinatieri, 1996-05
1,130	Gino Cappelletti, 1960-70
692	John Smith, 1974-82
442	Tony Franklin, 1984-87
408	Stanley Morgan, 1977-89

Season — 155	Gino Cappelletti, 1964 (7-td, 36-xp*, 25-fg)
148	Stephen Gostkowski, 2008 (40-xp, 36-fg)
147	Gino Cappelletti, 1961 (8-td, 48-xp, 17-fg)
141	Adam Vinatieri, 2004 (48-xp, 31-fg)
140	Tony Franklin, 1986 (44-xp, 32-fg)

Game — 28	Gino Cappelletti vs. Hou., Dec. 18, 1965 (2-td, 4-xp, 4-fg)
24	Randy Moss at Buf., Nov. 18, 2007 (4-td)
24	Gino Cappelletti vs. Buf., Nov. 15, 1964 (3-td, 6-xp*)

Most Seasons Leading League — 5	Gino Cappelletti, 1961, 63-66
2	John Smith, 1979, 1980

TOUCHDOWNS

MOST TOUCHDOWNS

Career — 68	Stanley Morgan, 1977-89 (67-p, 1-rt)
50	Ben Coates, 1991-99 (50-p)
49	Sam Cunningham, 1973-79, 1981-82 (43-r, 6-p)
46	Jim Nance, 1965-71 (45-r, 1-p)
44	Tony Collins, 1981-87 (32-r, 12-p)
42	Gino Cappelletti, 1960-70 (42-p)
	Irving Fryar, 1984-92 (1-r, 38-p, 3-rt)
	Larry Garron, 1960-68 (15-r, 26-p, 1-rt)

Season — 23	Randy Moss, 2007 (23-p)
17	Curtis Martin, 1996 (14-r, 3-p)
15	Curtis Martin, 1995 (14-r, 1-p)
13	Corey Dillon, 2006 (13-r)
	Corey Dillon, 2005 (12-r, 1-p)
	Corey Dillon, 2004 (12-r, 1-p)
	Steve Grogan, 1976 (12-r, 1-f)
	Stanley Morgan, 1979 (12-p, 1-rt)
	Antowain Smith, 2001 (12-r, 1-p)
12	Robert Edwards, 1998 (9-r, 3-p)
	Mack Herron, 1974 (7-r, 5-p)
11	Sam Cunningham, 1974 (9-r, 2-p)
	Horace Ivory, 1978 (11-r)
	Billy Lott, 1961 (5-r, 6-p)
	Randy Moss, 2008 (11-p)
	Jim Nance, 1966 (11-r)

Game — 4	Randy Moss at Buffalo, Nov. 18, 2007 (4-p)
3	Accomplished 30 times; Most recent: Randy Moss at Miami, Nov. 23, 2008 (3-p)

*includes one two-point conversion

PATRIOTS INDIVIDUAL RECORDS

PAT KICKS

MOST PAT KICK ATTEMPTS

Career — 374 Adam Vinatieri, 1996-05
 353 Gino Cappelletti, 1960-70
 323 John Smith, 1974-83
 166 Tony Franklin, 1984-87
158 Stephen Gostkowski, 2006-08

Season — **74 Stephen Gostkowski, 2007**
 51 John Smith, 1980
 50 Gino Cappelletti, 1961
 48 Adam Vinatieri, 2004
 49 John Smith, 1979

Game — **8 Stephen Gostkowski at Buffalo, Nov. 18, 2007**
 David Posey vs. N.Y. Jets, Oct. 29, 1978
 John Smith vs. N.Y. Jets, Sept. 9, 1979
7 Stephen Gostkowski at Oakland, Dec. 14, 2008
 Gino Cappelletti vs. Buffalo, Oct. 22, 1961
 John Smith vs. Oakland, Oct. 3, 1976

MOST PAT KICKS MADE

Career — 367 Adam Vinatieri, 1996-05
 342 Gino Cappelletti, 1960-70
 308 John Smith, 1974-83
 163 Tony Franklin, 1984-87
157 Stephen Gostkowski, 2006-08

Season — **74 Stephen Gostkowski, 2007**
 51 John Smith, 1980
 48 Adam Vinatieri, 2004
 Gino Cappelletti, 1961
 46 John Smith, 1979

Game — **8 Stephen Gostkowski at Buffalo, Nov. 18, 2007**
 John Smith vs. N.Y. Jets, Sept. 9, 1979

MISC. SCORING

SAFETY

Game — 1 Accomplished 21 times, most recent:
 Ty Warren vs. Buffalo, Sept. 10, 2006

Season — 2 Don Blackmon at Tampa Bay,
 10/27/85 and vs. Green Bay, 9/8/85
 (NOTE: See fumble section for scoring on fumbles)

MISSED FG RETURNED FOR TD

91 yds Ron Burton vs. Denver, Nov. 11, 1962

BLOCKED FG RETURNED FOR TD

71 yds Raymond Clayborn at Houston, Oct. 18, 1987
 65 yds Mike Haynes at N.Y. Jets, Oct. 5, 1980
 45 yds Larry Carwell vs. Cincinnati, Sept. 17, 1971

BLOCKED PUNT RETURNED FOR TD

31 yds Rod McSwain at L.A. Rams, Nov. 16, 1986
 20 yds Don Webb vs. San Diego, Dec. 17, 1961
 17 yds Mosei Tatupu at New Orleans, Nov. 30, 1986
 8 yds Rick Sanford vs. Baltimore, Nov. 18, 1979
4 yds Teddy Bruschi vs. Baltimore, Oct. 6, 1996
 3 yds Willie Scott vs. Indianapolis, Nov. 22, 1987
 0 yds Leroy Moore vs. Oakland, Nov. 17, 1961

FIELD GOALS

MOST FIELD GOAL ATTEMPTS

Career — 334 Gino Cappelletti, 1960-70
 321 Adam Vinatieri, 1996-05
 191 John Smith, 1974-83
 125 Tony Franklin, 1984-87
90 Stephen Gostkowski, 2006-08

Season — 41 Tony Franklin, 1986
40 Stephen Gostkowski, 2008
 39 Adam Vinatieri, 1998
 38 Gino Cappelletti, 1963
 37 Gino Cappelletti, 1962
 Gino Cappelletti, 1964

Game —
 7 Jason Staurovsky vs. Ind., Dec. 3, 1989
 Gino Cappelletti vs. Cin., Nov. 16, 1969
 Gino Cappelletti vs. Buf., Sept. 24, 1967
 Gino Cappelletti vs. S.D., Sept. 20, 1964
 6 Adam Vinatieri vs. Jax, Sept. 22, 1996
 Gino Cappelletti vs. NYJ, Sept. 27, 1964
 Gino Cappelletti at Denver, Oct. 4, 1964
 Gino Cappelletti vs. Hou., Dec. 18, 1965

Most Seasons Leading League —
 3 Gino Cappelletti, 1961, 63-64

MOST FIELD GOALS MADE

Career — 263 Adam Vinatieri, 1996-05
 176 Gino Cappelletti, 1960-70
 128 John Smith, 1974-83
 93 Tony Franklin, 1984-87
77 Stephen Gostkowski, 2006-08

Season — **36 Stephen Gostkowski, 2008**
 32 Tony Franklin, 1986
 31 Adam Vinatieri, 2004
 Adam Vinatieri, 1998
 27 Adam Vinatieri, 2002
 Adam Vinatieri, 2000
 Adam Vinatieri, 1996
 Matt Bahr, 1994
 26 Adam Vinatieri, 1999
 John Smith, 1980

Game —
 6 Gino Cappelletti vs. Denver, Oct. 4, 1964
 5 Adam Vinatieri vs. Jacksonville, Sept. 22, 1996
 Jason Staurovsky vs. Indianapolis, Dec. 3, 1989

Game (No Misses) —
 6 Gino Cappelletti vs. Denver, Oct. 4, 1964

Longest Made —
 57 Adam Vinatieri at Chicago, Nov. 10, 2002
 55 Adam Vinatieri at St. Louis, Dec. 13, 1998
 Matt Bahr at Miami, Nov. 12, 1995
 54 Adam Vinatieri vs. Cleveland, Dec. 12, 2001
 53 Adam Vinatieri vs. Kansas City, Dec. 4, 2000
 Gino Cappelletti vs. N.Y. Jets, Nov. 28, 1965
 Jason Staurovsky vs. Seattle, Oct. 7, 1990

PATRIOTS INDIVIDUAL RECORDS

RUSHING

MOST RUSHING ATTEMPTS

Career — 1,385 Sam Cunningham, 1973-79, 1981-82
 1,323 Jim Nance, 1965-71
 1,191 Tony Collins, 1981-87
 958 Curtis Martin, 1995-97
 891 John Stephens, 1988-92

Season — 368 Curtis Martin, 1995
 345 Corey Dillon, 2004
 316 Curtis Martin, 1996
 300 Leonard Russell, 1993
 299 Jim Nance, 1966

Game —
 40 Curtis Martin vs. NYJ, Sept. 14, 1997 (199 yards)
 38 Jim Nance vs. Oak., Oct. 30, 1966 (208 yds)
 36 Curtis Martin vs. Buf., Oct. 23, 1995 (127 yds)
 35 Curtis Martin vs. Ind., Nov. 24, 1996 (141 yds)
 Curtis Martin at NYJ, Nov. 5 1995 (166 yds)
 Michael LeBlanc vs. Buffalo Oct. 11, 1987 (146 yds)
 John Stephens vs. Chi., Oct. 30, 1988 (124 yds)

Seasons Leading League — 3 Jim Nance, 1966-67, 69

MOST RUSHING YARDS

Career — 5,453 Sam Cunningham, 1973-79, 1981-82
 5,323 Jim Nance, 1965-71
 4,647 Tony Collins, 1981-87
 3,799 Curtis Martin 1995-97
 3,391 Don Calhoun, 1975-81

Season — 1,635 Corey Dillon, 2004
 1,487 Curtis Martin, 1995
 1,458 Jim Nance, 1966
 1,227 Craig James, 1985
 1,216 Jim Nance, 1967

Game —
 212 Tony Collins vs. NY Jets, Sept. 18, 1983 (23 att.)
 208 Jim Nance vs. Oakland, Oct. 30, 1966 (38 att.)
 199 Curtis Martin vs. NY Jets, Sept. 14, 1997 (40 att.)
 196 Robert Edwards at St. Louis, Dec. 13, 1998 (24 att.)
 185 Jim Nance vs. Buffalo, Sept. 24, 1967 (34 att.)

Seasons Leading League — 2 Jim Nance, 1966-67

LONGEST RUN FROM SCRIMMAGE

85 Larry Garron vs. Buffalo, Oct. 22, 1961 (TD)
 80 Carl Garrett vs. Miami, Nov. 9, 1969 (TD)
 77 Robert Weathers vs. Balt., Sept. 4, 1983 (TD)
 Ron Burton at Denver, Oct. 23, 1960

HIGHEST AVERAGE RUSHING GAIN

Career (450 Attempts) —
 4.22 Corey Dillon, 2004-06 (753-3,180)
 4.22 Craig James, 1984-88 (585-2,469)
 4.16 Carl Garrett, 1969-72 (537-2,235)
 4.14 Don Calhoun, 1974-81 (820-3,391)
4.08 Kevin Faulk, 1999-2008 (777-3,170)

Season (100 Attempts) —
 5.59 Don Calhoun, 1976 (129-721)
 5.45 Mosi Tatupu, 1983 (106-578)
 5.04 Carl Garrett, 1969 (137-691)
 4.94 Craig James, 1984 (160-790)
 4.91 Horace Ivory, 1978 (141-693)

Game (10 Attempts) —
 11.60 Larry Garron vs. Buffalo, Oct. 22, 1961 (10-116)
 11.36 Sam Cunningham at Buffalo, Oct. 20, 1974 (11-125)
11.14 Laurence Maroney vs. Miami, Dec. 23, 2007 (14-156)

MOST RUSHING TOUCHDOWNS

Career — 45 Jim Nance, 1965-71
 43 Sam Cunningham, 1973-79, 1981
 37 Corey Dillon, 2004-06
 35 Steve Grogan, 1975-90
 32 Curtis Martin, 1995-97
 Tony Collins, 1981-87

Season — 14 Curtis Martin, 1996
 Curtis Martin, 1995
 13 Corey Dillon, 2006
 12 Corey Dillon, 2005
 Corey Dillon, 2004
 Antowain Smith, 2001
 Steve Grogan, 1976

Game — 3 Corey Dillon vs. Detroit, Dec. 3, 2006
 Curtis Martin, vs. Miami, Nov. 3, 1996
 Mosi Tatupu at LA Rams, Dec. 11, 1983
 Tony Collins vs. NY Jets, Sept. 18, 1983
 Sam Cunningham at Buffalo, Oct. 20, 1974

Seasons Leading League —
 1 Jim Nance, 1966

PASSING

MOST PASS ATTEMPTS

Career — 4,518 Drew Bledsoe, 1993-01
3,653 Tom Brady, 2000-08
 3,593 Steve Grogan, 1975-90
 2,413 Vito (Babe) Parilli, 1961-67
 1,503 Jim Plunkett, 1971-75

Season — 691 Drew Bledsoe, 1994
 636 Drew Bledsoe, 1995
 623 Drew Bledsoe, 1996
601 Tom Brady, 2002
578 Tom Brady, 2007
 539 Drew Bledsoe, 1999

Game

70 Drew Bledsoe vs. Minnesota, Nov. 13, 1994*
 60 Drew Bledsoe at Pittsburgh, Dec. 16, 1995
 59 Steve Grogan vs. New Orleans, Nov. 12, 1989
 56 Drew Bledsoe vs. Denver, Oct. 8, 1995
 Marc Wilson at Pittsburgh, Dec. 17, 1989
55 Tom Brady at Chicago, Nov. 10, 2002
 Drew Bledsoe vs. L.A. Raiders, Oct. 19, 1994

Most Seasons Leading League —
 3 Drew Bledsoe, 1994-96

*-NFL Record

PATRIOTS INDIVIDUAL RECORDS

PASSING (Cont.)

MOST PASS COMPLETIONS

Career —

2,544	Drew Bledsoe, 1993-01
2,301	Tom Brady, 2000-08
1,879	Steve Grogan, 1975-90
1,140	Vito (Babe) Parilli, 1961-67
876	Tony Eason, 1983-89

Season —

400	Drew Bledsoe, 1994
398	Tom Brady, 2007
373	Tom Brady, 2002
	Drew Bledsoe, 1996
334	Tom Brady, 2005
327	Matt Cassel, 2008

Game —

45	Drew Bledsoe vs. Minnesota, Nov. 13, 1994*
39	Tom Brady vs. Kansas City, Sept. 22, 2002
	Drew Bledsoe at Pittsburgh, Dec. 16, 1995
36	Tom Brady at Chicago, Nov. 10, 2002
	Tom Brady at San Diego, Sept. 29, 2002
	Tony Eason at L.A. Rams, Nov. 16, 1986
34	Tom Brady vs. Philadelphia, Nov. 25, 2007
	Tom Ramsey vs. Philadelphia, Nov. 29, 1987

*NFL Record

Most Seasons Leading League —

2	Drew Bledsoe, 1994, 1996
---	--------------------------

BEST PASS COMPLETION PERCENTAGE

Career (500 Attempts) —

.630	Tom Brady 2000-08 (3653-2301)
.629	Matt Cassel, 2005-08 (555-349)
.604	Hugh Millen, 1991-92 (612-370)
.584	Tony Eason, 1983-89 (1500-876)
.563	Drew Bledsoe, 1993-01 (4452-2504)

Season (100 Attempts) —

.689	Tom Brady, 2007 (578-398)
.639	Tom Brady, 2001 (413-264)
.634	Matt Cassel, 2008 (516-327)
.630	Tom Brady, 2005 (334-530)
.621	Tom Brady, 2002 (601-373)

Game (20 Attempts) —

.846	Tom Brady at Buffalo, Nov. 3, 2002 (26-22)
.840	Tom Brady at Miami, Nov. 21, 2007 (25-21)
.815	Tom Brady at Atlanta, Oct. 9, 2005 (22-27)
.806	Tom Brady vs. San Diego, Sept. 16, 2007 (31-25)
.800	Tom Brady at Indianapolis, Oct. 21, 2001 (20-16)
	Babe Parilli vs. Miami, Oct. 15, 1967 (20-16)

Most Seasons Leading League —

1	Tom Brady, 2007
	Vito (Babe) Parilli, 1961

MOST PASSING YARDS

Career —

29,657	Drew Bledsoe, 1993-01
26,886	Steve Grogan, 1975-90
26,446	Tom Brady, 2000-08
16,747	Vito (Babe) Parilli, 1961-67
10,732	Tony Eason, 1983-89

Season —

4,806	Tom Brady, 2007
4,555	Drew Bledsoe, 1994
4,110	Tom Brady, 2005
4,086	Drew Bledsoe, 1996
3,985	Drew Bledsoe, 1999

Game —

426	Drew Bledsoe vs. Minnesota, Nov. 13, 1994
423	Drew Bledsoe vs. Miami, Nov. 23, 1998
421	Drew Bledsoe at Miami, Sept. 5, 1994
419	Drew Bledsoe vs. Miami, Nov. 3, 1996
415	Matt Cassel at Miami, Nov. 23, 2008
414	Tony Eason vs. Seattle, Sept. 21, 1986
410	Tom Brady vs. Kansas City, Sept. 22, 2002

Seasons Leading League —

2	Tom Brady, 2005, 2007
1	Drew Bledsoe, 1994
	Vito (Babe) Parilli, 1964

LONGEST PASS COMPLETION

91t **Tom Brady at Indianapolis, Oct. 21, 2001 (to David Patten)**

90t	Tony Eason at Chicago, Sept. 15, 1985 (to Craig James)
88t	Jim Plunkett vs. Baltimore, Dec. 19, 1971 (to Randy Vataha)
87t	Tom Sherman vs. NY Jets, Oct. 27, 1968 (to Jim Whalen)
86t	Drew Bledsoe at Pittsburgh, Dec. 6, 1998 (to Terry Glenn)
85t	Tom Brady at Miami, Oct. 19, 2003 (to Troy Brown in overtime)

FEWEST INTERCEPTIONS THROWN

Career (500 Attempts) —

13	Matt Cassel, 2005-08
24	Butch Songin, 1960-61
28	Hugh Millen, 1991-92
44	Mike Taliaferro, 1968-70
48	Tony Eason, 1983-89

Season (100 Attempts) —

2	Steve Grogan, 1986 (102 att.)
4	Scott Zolak, 1992 (100 att.)
	Steve Grogan, 1982 (122 att.)
5	Steve Grogan, 1985 (156 att.)
	Tom Hodson, 1990 (156 att.)

Lowest Interception Percentage, Season —

1.4	Tom Brady, 2007 (8-578)
1.9	Tony Eason, 1984 (8-431)
2.0	Steve Grogan, 1986 (2-102)
2.1	Matt Cassel, 2008 (11-516)
2.2	Tony Eason, 1986 (10-448)

MOST INTERCEPTIONS THROWN

Career (500 attempts) —

208	Steve Grogan, 1975-90
138	Babe Parilli, 1961-67
	Drew Bledsoe, 1993-01
87	Jim Plunkett, 1971-75
86	Tom Brady, 2000-08

Season —

27	Drew Bledsoe, 1994
	Babe Parilli, 1964
26	Babe Parilli, 1965
25	Jim Plunkett, 1972
24	Babe Parilli, 1967
	Babe Parilli, 1963

Game (25 attempts) —

6	Steve Grogan vs. San Francisco, Nov. 30, 1980
	Babe Parilli vs. Denver, Sept. 3, 1967
5	Seven times, most recently
	Drew Bledsoe at Miami, Nov. 21, 1999

PATRIOTS INDIVIDUAL RECORDS

PASSING (Cont.)

MOST TOUCHDOWN PASSES

Career —

- 197 **Tom Brady, 2000-08**
- 182 Steve Grogan, 1975-90
- 166 Drew Bledsoe, 1993-01
- 132 Vito (Babe) Parilli, 1961-67
- 62 Jim Plunkett, 1971-75

Season —

- 50 **Tom Brady, 2007***
- 31 Vito (Babe) Parilli, 1964
- 28 **Tom Brady, 2004**
- Tom Brady, 2002**
- Drew Bledsoe, 1997
- Steve Grogan, 1979

Game —

- 6 **Tom Brady at Miami, Oct. 21, 2007**
- 5 **Tom Brady at Buffalo, Nov. 18, 2007**
- Steve Grogan vs. N.Y. Jets, Sept. 9, 1979
- Vito (Babe) Parilli at Buffalo, Nov. 15, 1964
- Vito (Babe) Parilli vs. Miami, Oct. 15, 1967

Seasons Leading League —

- 2 **Tom Brady, 2002, 2007**
- 1 Steve Grogan, 1979 (tied Brian Sipe of Clev.-28)
- Babe Parilli, 1964

*NFL Record

RECEIVING

MOST RECEPTIONS

Career —

- 557 Troy Brown, 1993-07
- 534 Stanley Morgan, 1977-89
- 490 Ben Coates, 1991-99
- 381 **Kevin Faulk, 1999-2008**
- 363 Irving Fryar, 1984-92

Season —

- 112 **Wes Welker, 2007**
- 111 **Wes Welker, 2008**
- 101 Troy Brown, 2001
- 98 **Randy Moss, 2007**
- 97 Troy Brown, 2002

Game —

- 16 Troy Brown, vs. K.C., Sept. 22, 2002 (176 yds)
- 13 **Wes Welker vs. Philadelphia, Nov. 25, 2007**
- Deion Branch, at S.D., Sept. 29, 2002 (128)
- Terry Glenn at Cleveland, Oct. 3, 1999 (214)
- 12 **Wes Welker at Seattle, Dec. 7, 2008 (134)**
- Troy Brown, vs. K.C., Dec. 4, 2000 (119)
- Ben Coates at Indy, Nov. 27, 1994 (119)

MOST RECEIVING YARDS

Career —

- 10,352 Stanley Morgan, 1977-89
- 6,366 Troy Brown, 1993-07
- 5,726 Irving Fryar, 1984-92
- 5,471 Ben Coates, 1991-99
- 5,001 Jim Colclough, 1960-68

Season —

- 1,493 **Randy Moss, 2007**
- 1,491 Stanley Morgan, 1986
- 1,199 Troy Brown, 2001
- 1,175 **Wes Welker, 2007**
- 1,174 Ben Coates, 1994

Game —

- 214 Terry Glenn at Cleveland, Oct. 3, 1999 (13 rec)
- 193 Terry Glenn at Pittsburgh, Dec. 6, 1998 (9)
- 183 **Randy Moss at N.Y. Jets, Sept. 9, 2007 (9)**
- 182 Stanley Morgan vs. Miami, Nov. 8, 1981 (5)
- 176 Troy Brown vs. Kansas City, Sept. 22, 2002 (16)

Longest Reception —

- 91t David Patten at Indianapolis, Oct. 21, 2001
- 90t Craig James at Chicago, Sept. 15, 1985
- 88t Randy Vataha vs. Baltimore, Dec. 19, 1971
- 87t Jim Whalen vs. N.Y. Jets, Oct. 27, 1968
- 86t Terry Glenn at Pittsburgh, Dec. 6, 1998

HIGHEST AVERAGE GAIN PER RECEPTION

Career (150 Minimum) —

- 20.3 Harold Jackson, 1978-81 (156-3,162)
- 19.4 Stanley Morgan, 1977-89 (534-10,352)
- 17.7 Jim Colclough, 1960-68 (283-5,001)
- 15.8 Irving Fryar, 1984-92 (363-5,726)
- 15.7 Gino Cappelletti, 1960-70 (292-4,589)

Season (35 Minimum) —

- 23.4 Stanley Morgan, 1981 (44-1,029)
- 22.8 Stanley Morgan, 1979 (44-1,002)
- 22.5 Harold Jackson, 1979 (45-1,013)
- 22.0 Stanley Morgan, 1980 (45-991)
- 21.7 Jim Colclough, 1962 (40-868)

Game (4 Minimum) —

- 36.4 Stanley Morgan vs. Miami, Nov. 8, 1981 (5-182)
- 35.5 Stanley Morgan vs. S.F., Nov. 30, 1980 (4-142)
- Jim Colclough vs. N.Y. Jets, Oct. 6, 1962 (4-142)
- 35.0 Aaron Marsh vs. N.Y. Jets, Sept. 22, 1968 (4-140)
- 34.0 Stanley Morgan at Balt., Nov. 26, 1978 (5-170)

MOST TOUCHDOWN RECEPTIONS

Career —

- 67 Stanley Morgan, 1977-89
- 50 Ben Coates, 1991-99
- 42 Gino Cappelletti, 1960-68
- 39 Jim Colclough, 1960-68
- 38 Irving Fryar, 1984-92

Season —

- 23 **Randy Moss, 2007***
- 12 Stanley Morgan, 1979
- 11 **Randy Moss, 2008**
- 10 Stanley Morgan, 1986
- Jim Colclough, 1962

Game —

- 4 **Randy Moss at Buffalo, Nov. 18, 2007**
- 3 Accomplished Seven Times. Most Recent: **Randy Moss at Miami, Nov. 23, 2008**

*NFL Record

PATRIOTS INDIVIDUAL RECORDS

INTERCEPTIONS

MOST INTERCEPTIONS

Career —

- 36 Ty Law, 1995-04
- Raymond Clayborn, 1977-89
- 29 Ron Hall, 1961-67
- Roland James, 1980-90
- Fred Marion, 1982-91
- 28 Mike Haynes, 1976-82

Season —

- 11 Ron Hall, 1964
- 10 Asante Samuel, 2006
- 9 Ty Law, 1998
- 8 Ronnie Lippett, 1986
- Mike Haynes, 1976
- Bob Suci, 1963

Game —

- 3 Accomplished 8 times. Most recent:
Asante Samuel vs. Chi., Nov. 26, 2006

MOST INTERCEPTION RETURN YARDAGE

Career —

- 583 Ty Law, 1995-04
- 555 Raymond Clayborn, 1977-89
- 476 Ron Hall, 1961-67
- 457 Fred Marion, 1982-91
- 420 Ronnie Lippett 1984-91

Season —

- 277 Bob Suci, 1963
- 189 Fred Marion, 1985
- 182 Prentice McCray, 1976
- 181 Otis Smith, 2001
- 159 Ron Hall, 1966

Game —

- 118 Prentice McCray at N.Y. Jets, Nov. 21, 1976 (2)
- 115 Fred Marion at Seattle, Nov. 17, 1985 (2)
- 110 Bob Suci vs. Houston, Nov. 1, 1963 (2)
- 100 Jimmy Hitchcock, vs. Miami, Nov. 23, 1997 (1)
- 99 Rick Sanford at Chicago, Dec. 5, 1982 (1)

Longest Return —

- 100 Jimmy Hitchcock, vs. Miami, Nov. 23, 1997 (TD)
- 99 Rick Sanford at Chicago, Dec. 5, 1982 (TD)
- 98 Bob Suci vs. Houston, Nov. 1, 1963 (TD)
- 90 Victor Green at N.Y. Jets, Sept. 15, 2002 (TD)

TOUCHDOWNS

Career —

- 6 Ty Law, 1995-04
- 4 **Tedy Bruschi, 1996-08**
- 3 Asante Samuel, 2003-07
- 2 Willie McGinest, 1994-05
- Otis Smith, 1996, 2000-02
- Ronnie Lippett, 1983-91
- Prentice McCray, 1974-80
- Don Webb, 1961-62, 64-71
- John Charles, 1967-69
- Bob Suci, 1963

Season —

- 2 **Tedy Bruschi LB, 2003**
- Tedy Bruschi, LB 2002**
- Ty Law CB, 2001
- Otis Smith CB, 2001
- Ronnie Lippett DB, 1987
- Prentice McCray S, 1976
- Bob Suci DB, 1963
- Don Webb DB, 1961

Game

- 2 Prentice McCray at N.Y. Jets, Nov. 21, 1976

PUNTING

MOST PUNTS

Career —

- 468 Rich Camarillo, 1981-87
- 377 Tom Yewcic, 1961-67
- 243 Tom Janik, 1969-71
- 222 Mike Patrick, 1975-78
- 215 Tom Tupa, 1996-98

Season —

- 103 Shawn McCarthy, 1992
- 92 Rich Camarillo, 1985
- 91 Jeff Feagles, 1988
- 90 Lee Johnson, 1999
- Brian Hansen, 1990
- 89 Lee Johnson, 2000
- Rich Camarillo, 1986

Game —

- 11 Shawn McCarthy, vs. New Orleans, Nov. 8, 1992
- Rich Camarillo at Chicago, Sept. 15, 1985
- Rich Camarillo at Dallas, Nov. 22, 1984
- Jim Fraser vs. N.Y. Jets, Oct. 2, 1966
- 10 Accomplished Nine Times, Most Recent:
Ken Walter at Phila., Sept. 14, 2003
- Brooks Barnard vs. Miami, Dec. 7, 2003

MOST PUNTING YARDS

Career —

- 19,922 Rich Camarillo, 1981-87
- 14,553 Tom Yewcic, 1961-67
- 9,602 Tom Tupa, 1996-98
- 9,516 Tom Janik, 1969-71
- 8,578 Lee Johnson, 1999-01

Season —

- 4,212 Shawn McCarthy, 1992
- 3,953 Rich Camarillo, 1985
- 3,798 Lee Johnson, 2000
- 3,752 Brian Hansen, 1990
- 3,746 Rich Camarillo, 1986

Game —

- 514 Rich Camarillo at Chicago, Sept. 15, 1985 (11)
- 479 Rich Camarillo at Dallas, Nov. 22, 1984 (11)
- 436 Bob Scarpitto vs. Oakland, Oct. 6, 1968 (10)
- 426 Rich Camarillo at Oakland, Nov. 1, 1981 (9)

Longest Punt —

- 93 Shawn McCarthy at Buffalo, Nov. 3, 1991
- 89 Luke Prestridge vs. Miami, Oct. 21, 1984
- 87 Bob Scarpitto at Denver, Sept. 29, 1968
- 82 Luke Prestridge vs. N.Y. Jets, Oct. 28, 1984
- 76 Lee Johnson, at Cincinnati, Sept. 9, 2001
- Rich Camarillo vs. N.Y. Jets, Sept. 19, 1982

PATRIOTS INDIVIDUAL RECORDS

PUNTING (Cont.)

HIGHEST AVERAGE YARDS PER PUNT

Career (100 Punts Min.) —

44.7	Tom Tupa, 1996-98 (215)
43.6	Josh Miller, 2004-06 (175)
42.6	Rich Camarillo, 1981-87 (468)
42.3	Lee Johnson, 1999-01 (203)
40.0	Terry Swanson, 1967-68 (127)
39.8	Shawn McCarthy, 1991-92 (172)

Season (Qualifiers) —

45.8	Tom Tupa, 1997
45.1	Josh Miller, 2005
44.6	Rich Camarillo, 1983

Season (Qualifiers) continued —

44.5	Tom Tupa, 1998
43.7	Chris Hanson, 2008
43.7	Rich Camarillo, 1982
43.5	Tom Tupa, 1996

Game (4 Punts Min.) —

55.6	Tom Tupa, at Indianapolis, Sept. 7, 1997 (5)
54.3	Pat O'Neill at Detroit, Sept. 25, 1994 (4)
51.9	Tom Tupa, at Denver, Oct. 6, 1997 (7)
51.3	Tom Tupa, vs. San Diego, Aug. 31, 1997 (4)
51.2	Tom Tupa, vs. Indianapolis, Nov. 30, 1997 (5)
	Shawn McCarthy at Buffalo, Nov. 3, 1991 (5)

PUNT RETURNS

MOST PUNT RETURNS

Career —

270	Troy Brown, 1993-07
206	Irving Fryar, 1984-91
142	David Meggett, 1995-97
111	Mike Haynes, 1976-80
94	Kevin Faulk, 1999-2008

Season —

52	David Meggett, 1996
45	David Meggett, 1997
	David Meggett, 1995
	Mike Haynes, 1976
39	Troy Brown, 2000

Game —

10	Ronnie Harris at Pittsburgh, Dec. 5, 1993
7	David Meggett vs. N.Y. Jets, Dec. 10, 1995
	Ray Crittenden vs. Green Bay, Nov. 2, 1994
	Irving Fryar at Dallas, Nov. 22, 1984
6	Accomplished Seven Times, Most Recent: David Meggett vs. San Diego, Aug. 31, 1997

Most Seasons Leading League —

1	Irving Fryar, 1985
	Ron Burton, 1962
	Fred Bruney, 1961

MOST PUNT RETURN YARDS

Career —

2,625	Troy Brown, 1993-07
2,055	Irving Fryar, 1984-91
1,443	David Meggett, 1995-97
1,159	Mike Haynes, 1976-81
960	Stanley Morgan, 1977-1989

Season —

608	Mike Haynes, 1976
588	David Meggett, 1996
520	Irving Fryar, 1985
517	Mack Herron, 1974

Game —

156	Mike Haynes vs. Buffalo, Nov. 7, 1976
133	Stanley Morgan vs. Buffalo, Nov. 20, 1977
133	Irving Fryar at Buffalo, Sept. 22, 1985
126	Billy Johnson vs. Houston, Nov. 5, 1967

LONGEST PUNT RETURN

89	Mike Haynes vs. Buffalo, Nov. 7, 1976 (TD)
85	Troy Brown, vs. Cleveland, Dec. 9, 2001 (TD)
	Irving Fryar at Buffalo, Sept. 22, 1985 (TD)
80	Stanley Morgan vs. Balt., Nov. 18, 1979 (TD)
77	Irving Fryar vs. Indianapolis, Nov. 10, 1985 (TD)

HIGHEST PUNT RETURN AVERAGE

Career (20 Returns) —

12.0	Mack Herron, 1973-75 (74-888)
11.3	Carl Garrett, 1969-72 (43-487)
10.4	Troy Brown, 1993-07 (270-2625)
	Mike Haynes, 1976-81 (111-1159)
	Stanley Morgan, 1977-89 (92-960)
10.2	David Meggett, 1995-97 (142-1443)

Season (Qualifiers) —

14.8	Mack Herron, 1974
14.2	Troy Brown, 2001
14.1	Irving Fryar, 1985
13.5	Mike Haynes, 1976
12.9	Troy Brown, 2000

Game (3 Returns) —

39.0	Mike Haynes vs. Buffalo, Nov. 7, 1976 (4)
35.7	Ricky Smith vs. Baltimore, Sept. 4, 1981 (3)

Most Seasons Leading League —

1	Troy Brown, 2001
	Irving Fryar, 1985

MOST PUNT RETURN TOUCHDOWNS

Career —

3	Troy Brown, 1993-07
	Irving Fryar, 1984-91
2	Mike Haynes, 1976-81

Season —

2	Troy Brown, 2001
	Irving Fryar, 1985
	Mike Haynes, 1976

Game —

1	Accomplished 11 Times, Most Recent: Troy Brown at Carolina, Jan. 6, 2002 (68 yds)
---	--------------------------------------------------------------------------------------

PATRIOTS INDIVIDUAL RECORDS

KICKOFF RETURNS

MOST KICKOFF RETURNS

Career —

- 175 **Kevin Faulk, 1999-08**
- 107 Stephen Starring, 1983-87
- 105 Ellis Hobbs, 2005-08
- David Meggett, 1995-97
- 101 Bethel Johnson, 2003-05

Season —

- 48 Stephen Starring, 1985
- 45 Derrick Cullors, 1998
- Ellis Hobbs, 2008
- 42 Ricky Smith, 1983
- 41 Bethel Johnson, 2004
- Mack Herron, 1973

Game —

- 8 Willie Porter vs. NY Jets, Sept. 22, 1968
- 7 Bethel Johnson vs. Indianapolis, Nov. 7, 2005
- Deion Branch vs. Kansas City, Sept. 22, 2002
- Deion Branch at Chicago, Nov. 10, 2002
- Kevin Faulk vs. N.Y. Jets, Dec. 22, 2002**

Most Seasons Leading League —

- 1 Jon Vaughn, 28.2 (20-564), 1992
- Horace Ivory, 27.6 (36-992), 1980
- Raymond Clayborn, 31.0 (28-869), 1977

MOST KICKOFF RETURN YARDS

Career —

- 3,954 **Kevin Faulk, 1999-08**
- 2,913 Ellis Hobbs, 2005-08
- 2,561 David Meggett, 1995-97
- 2,557 Bethel Johnson, 2003-05
- 2,299 Larry Garron, 1960-68

Season —

- 1,281 Ellis Hobbs, 2008
- 1,092 Mack Herron, 1973
- 1,085 Derrick Cullors, 1998
- 1,016 Bethel Johnson, 2004
- 1,012 Stephen Starring, 1985

Game —

- 237 Ellis Hobbs vs. Miami, Sept. 21, 2008
- 220 **Kevin Faulk vs. N.Y. Jets, Dec. 22, 2002**
- 206 Allen Carter at Baltimore, Dec. 21, 1975
- 201 Deion Branch vs. Kansas City, Sept. 22, 2002

LONGEST KICKOFF RETURN

- 108 Ellis Hobbs at N.Y. Jets, Sept. 9, 2007 (TD)*
- 101 Raymond Clayborn at Balt., Dec. 18, 1977 (TD)
- 100 Jon Vaughn at Cincinnati, Dec. 20, 1992 (TD)
- Raymond Clayborn at NYJ, Oct. 2, 1977 (TD)
- 99 Allen Carter at Baltimore, Dec. 21, 1975 (TD)
- Jon Vaughn at Phoenix, Sept. 29, 1991 (TD)

HIGHEST KICKOFF RETURN AVERAGE

Career (20 Returns) —

- 28.0 **Laurence Maroney, 2006-08 (28-783)**
- 27.7 Ellis Hobbs, 2005-08 (105-2913)
- 27.2 Allen Carter, 1975-76 (33-898)
- 26.9 Raymond Clayborn, 1977-89 (57-1,538)
- 26.5 Horace Ivory, 1978-81 (45-1,191)

Season (Qualifiers) —

- 31.0 Raymond Clayborn, 1977
- 28.5 Larry Garron, 1962
- Ellis Hobbs, 2008
- 28.4 Jess Phillips, 1976
- 28.3 Carl Garrett, 1969

Game (3 Returns) —

- 52.0 Ellis Hobbs at N.Y. Jets, Sept. 9, 2007 (3)
- 49.3 Ron Burton vs. Dallas Texans, Nov. 3, 1961 (3)
- 47.0 Horace Ivory at Baltimore, Oct. 19, 1980 (3)

MOST KICKOFF RETURN TOUCHDOWNS

Career —

- 3 Raymond Clayborn, 1977-89
- Ellis Hobbs, 2005-08
- 2 **Kevin Faulk, 1999-2008**
- Bethel Johnson, 2003-05
- Jon Vaughn, 1991-92
- Larry Garron, 1960-68

Season —

- 3 Raymond Clayborn, 1977
- 2 **Kevin Faulk, 2002**

Game —

- 1 Accomplished 22 times. Most recent: Ellis Hobbs at Oakland, Dec. 14, 2008

*NFL Record

FUMBLES

MOST FUMBLES

Career —

- 81 Steve Grogan, 1975-90
- 67 Drew Bledsoe, 1993-01
- 65 **Tom Brady, 2000-08**
- 49 Sam Cunningham, 1973-79, 1981
- 42 Vito (Babe) Parilli, 1961-67
- Tony Collins, 1981-87

Season —

- 13 **Tom Brady, 2003**
- 12 **Tom Brady, 2006**
- Tom Brady, 2001**
- Steve Grogan, 1979
- Sam Cunningham, 1975
- Mack Herron, 1974

Game —

- 4 Vito (Babe) Parilli vs. Denver, Nov. 6, 1966
- 3 Accomplished 11 times. Most recent: **Tom Brady vs. N.Y. Jets, Sept. 21, 2003**

MOST OWN FUMBLE RECOVERIES

Career —

- 34 Steve Grogan, 1975-90
- 27 Drew Bledsoe, 1993-00
- 19 Vito (Babe) Parilli, 1961-67
- 15 **Tom Brady, 2000-08**

Season —

- 6 Drew Bledsoe, 1999
- Steve Grogan, 1987
- Vito (Babe) Parilli, 1963
- Ricky Smith, 1983
- 5 **Tom Brady, 2004**
- Tom Brady, 2002**
- Vito (Babe) Parilli, 1964

Game —

- 2 Accomplished 9 times. Most recent: Steve Grogan vs. Miami, Sept. 13, 1987

PATRIOTS INDIVIDUAL RECORDS

FUMBLES (Cont.)

MOST OPPONENT FUMBLE RECOVERIES

Career —

- 19 Andre Tippett, 1982-88, 90-93
- 16 Steve Nelson, 1974-87
- 15 Willie McGinest, 1994-2005
- Jim Hunt, 1960-70
- 14 Raymond Hamilton, 1973-80
- 13 Bob Dee, 1960-67

Season —

- 5 Bob Dee, 1961
- 4 Andre Tippett, 1993
- Brent Williams, 1986
- Steve Nelson, 1978
- John Sanders, 1975
- Larry Eisenhauer, 1964
- Jack Rudolph, 1960

- Game —** 3 Steve Nelson vs. Philadelphia, Oct. 8, 1978
 2 Accomplished 21 times. Most recent:
Ty Warren vs. Washington, Oct. 28, 2007

MOST FUMBLE RETURN YARDS

Career —

- 82 Don Webb, 1961-71

Season —

- 68 **Richard Seymour, 2004**
- 54 Brent Williams, 1986
- 53 Chad Eaton, 1999

Game —

- 68 **Richard Seymour at Buffalo, Oct. 3, 2004 (1)**
- 52 Chuck Shonta vs. N.Y. Titans, Sept. 17, 1960 (1-opp)
- 51 Jim Hunt vs. Houston, Dec. 15, 1968 (1-opp)

LONGEST FUMBLE RETURN

- 68 **Richard Seymour at Buffalo, Oct. 3, 2004 (TD)**
- 52 Chuck Shonta vs. N.Y. Titans, Sept. 17, 1960 (TD)
- 51 Jim Hunt vs. Houston, Dec. 15, 1968

MOST FUMBLE RETURN TOUCHDOWNS

Own Fumbles Recovered For TD —

- 1 Eight players. Most recent:
 John Stephens vs. Cincinnati, Oct. 16, 1988

Opponents' Fumbles Recovered For TD —

- 1 Accomplished many times.
 Most recent: **Ellis Hobbs at Buffalo**
Nov. 18, 2007 (Returned 35 yards for a TD)

SACKS *

MOST SACKS

Career —

- 100.0 Andre Tippett, 1982-88, 90-93
- 79.5 Julius Adams, 1971-77, 79, 85, 87
- 78.0 Willie McGinest, 1994-05
- 72.5 Tony McGee, 1974-81
- 54.0 Ray Hamilton, 1973-81

Season —

- 18.5 Andre Tippett, 1984
- 16.5 Andre Tippett, 1985
- 12.5 Mike Vrabel, 2007
- Andre Tippett, 1987
- 12.0 Tony McGee, 1978
- Tony McGee, 1979

Rookie Season —

- 10.5 Garin Veris, 1985
- 9.0 Chris Slade, 1993

Game —

- 4.0 Julius Adams at Atlanta, Dec. 4, 1977
- Tony McGee at Baltimore, Nov. 16, 1978
- Mike Hawkins vs. N.Y. Jets, Sept. 9, 1979
- 3.5 Andre Tippett at Buffalo, Oct. 26, 1986
- Chris Slade vs. San Diego, Nov. 20, 1994
- 3.0 Accomplished 29 times, most recently
 Mike Vrabel vs. Miami, Dec. 23, 2007

*Sacks have only been an official NFL statistic since 1982. Sack totals shown here reflect all-time Patriots totals.

PATRIOTS CAREER SACK LEADERS

Player	Sacks	Career Years
1. Andre Tippett	100.0	1982-88, 90-93
2. Julius Adams	79.5	1971-77, 79-85, 87
3. Willie McGinest	78.0	1994-05
4. Tony McGee	72.5	1974-81
5. Ray Hamilton	54.0	1973-81
6. Chris Slade	51.0	1993-00
7. Mike Vrabel	48.0	2001-08
8. Larry Eisenhauer	45.5	1961-69
9. Brent Williams	43.5	1986-93
10. Houston Antwine	39.0	1961-71
Richard Seymour	39.0	2001-08
12. Garin Veris	36.0	1985-88, 90-91
13. Richard Bishop	32.5	1976-81
14. Teddy Bruschi	30.5	1996-08
15. Don Blackmon	29.5	1981-87
16. Jim Lee Hunt	29.0	1960-71
17. Bob Dee	27.5	1960-67
18. Jarvis Green	27.0	2002-08
19. Roosevelt Colvin	26.5	2003-08
20. Rod Shoate	22.5	1975-81
21. Henry Thomas	21.0	1997-00
22. Steve Nelson	20.0	1974-81
23. Mel Lunsford	19.5	1973-80
Ty Warren	19.5	2003-08
25. Nick Buoniconti	18.0	1962-68
26. Ken Sims	17.0	1982-89
27. Vincent Brown	16.5	1988-95
28. Toby Williams	15.5	1983-88
29. Tom Addison	15.0	1960-70
Mike Jones	15.0	1994-97
31. Jack Rudolph	14.5	1960-65
32. Ron Berger	14.0	1969-72
33. Chad Eaton	13.5	1996-00
34. Larry McGrew	13.5	1980-89
35. Tim Goad	11.5	1988-94
Ted Johnson	11.5	1995-04
Dennis Owens	11.5	1982-86
Adalius Thomas	11.5	2007-08

PATRIOTS TEAM RECORDS

Note: Number of games per season: 1960-1977 (14); 1978-81 (16); 1982 (9); 1983-86 (16); 1987 (15), and 1988-08 (16).
bold = record set in 2008

VICTORIES

MOST VICTORIES

Season—

- 16 2007*
- 14 2004, 2003
- 12 2006
- 11 **2008**, 2001, 1996, 1986, 1985, 1978, 1976

FEWEST VICTORIES

Season—

- 1 1990
- 2 1992, 1981, 1970
- 3 1975, 1972, 1967
- *-NFL Record

SCORING

MOST POINTS SCORED

Season (Points)—

- 589 2007
- 441 1980
- 437 2004
- 418 1996
- 413 1961

Season (Average)—

- 36.8 2007
- 29.5 1961
- 27.6 1980
- 27.3 2004
- 26.8 1976

Game—

- 56 at Buffalo Nov. 18, 2007
vs. N.Y. Jets, Sept. 9, 1979
- 55 vs. N.Y. Jets, Oct. 29, 1978
- 52 vs. Washington, Oct. 28, 1978
vs. Buffalo, Oct. 22, 1961
- 50 at Ind., Nov. 18, 1984
vs. Baltimore, Nov. 18, 1979

Quarter—

- 1st: **21 at Oakland, Dec. 14, 2008**
21 vs. N.Y. Jets, Oct. 29, 1978
21 at Miami, Dec. 15, 1974
- 2nd: 28 at Miami, Oct. 21, 2007
- 3rd: 22 vs. Dallas Texans,
Nov. 18, 1960
- 4th: 27 vs. Balt., Nov. 23, 1980

Game, Both Teams Combined—

- 86 at BOS 43, OAK 43 (tie), Oct. 16, 1964
- 84 NE 46, at BAL 38, Oct. 6, 1996
- 79 at NE 41, KC 38, Sept. 22, 2002
- 78 NYJ 47, at BOS 31, Sept. 22, 1968
- 77 NE 49, at MIA 28, Oct. 21, 2007

FEWEST POINTS SCORED

Season—

- 143 1982 (9 games)
- 149 1970
- 181 1990
- 192 1972
- 205 1992
- 229 1968

Game—

- 0 20 Times: Most recent:
at Miami 21, Patriots 0
Dec. 10, 2006

Game, Both Teams Combined—

- 3 at NE 3, MIA 0, Dec. 12, 1982
- 6 NYJ 6, at NE 0, Nov. 26, 1993
- IND 6, at NE 0, Dec. 6, 1992
- 7 HOU 7, at NE 0, Sept. 21, 1975
- 9 at NE 7, CIN 2, Dec. 12, 1993
- NE 6, at MIA 3, Nov. 20, 1988
- NE 6, at NYJ 3, Dec. 15, 1991

GREATEST MARGIN OF VICTORY

Game—

- 53 at NE 56, NYJ 3, Sept. 9, 1979
- 46 NE 56, at BUF 10, Nov. 18, 2007
- 45 at NE 52, WAS 7, Oct. 28, 2007
- 42 at BOS 45, HOU 3, Nov. 1, 1963
- 41 BOS 41, at SD 0, Dec. 17, 1991

GREATEST MARGIN OF DEFEAT

Game—

- 52 at MIA 52, NE 0, Nov. 12, 1972
- 42 at G.B. (Mil.) 45, NE 3,
Oct. 9, 1988
- 38 at NYJ 45, NE 7, Sept. 26, 1993
- 42 at CIN 45, NE 7, Dec. 20, 1970
- at MIA 41, NE 3, Oct. 17, 1991

MOST TOUCHDOWNS

Season—

- 75 2007
- 52 1961, 1980
- 49 2004, 1979
- 48 1976
- 46 2006, 2005

Game—

- 8 at Buffalo, Nov. 18, 2007
vs. N.Y. Jets, Sept. 9, 1979
vs. N.Y. Jets, Oct. 29, 1978
- 7 **at Oakland, Dec. 14, 2008**
at Miami, Oct. 21, 2007
vs. Oakland, Oct. 3, 1976
vs. Buffalo, Oct. 22, 1961

FEWEST TOUCHDOWNS

Season—

- 17 1982 (9 games)
- 18 1970
- 19 1990
- 22 1991
- 24 1972

MOST PATS

Season—

- 74 2007*
- 51 1980
- 48 2004, 1961
- 46 1979

FEWEST PATS

Season—

- 15 1982 (9 games)
- 17 1970
- 19 1990, 1991
- 22 1992

MOST FGS ATTEMPTED

Season—

- 41 1986
- 40 **2008**, 1989
- 39 1998, 1964
- 38 1963
- 37 1962

Game—

- 7 vs. Ind. Dec. 3, 1989
at Cin., Nov. 16, 1969
at Buffalo, Sept. 24, 1967
at S.D., Sept. 20, 1964
- 6 vs. Jax, Sept. 22, 1996
vs. Denver, Oct. 4, 1964

FEWEST FGS ATTEMPTED

Season—

- 13 1982 (9 games)
- 16 1972
- 17 1975, 1992
- 21 1971, 1977
- 22 1970, 1974, 1983

MOST FGS MADE

Season—

- 36 2008**
- 32 1986
- 31 2004, 1998
- 30 1989

Game—

- 6 at Denver, Oct. 4, 1964
- 5 vs. Buffalo, Nov. 14, 2004
vs. Jax, Sept. 22, 1996

FEWEST FGS MADE

Season—

- 8 1982 (9 gm), 1972, 1970, 1960
- 9 1983, 1975
- 11 1992

LONGEST DRIVES

Most Plays—

- 19 vs. Buffalo, Nov. 9, 2008**
19-92, 9:08, TD
at N.Y. Jets, Sept. 15, 2002
19-70, 6:40, FG
- 18 at Indianapolis, Oct. 22, 2000
18-89, 8:43, TD
- 18 Buffalo, Dec. 13, 1981, 18-64

*NFL Record

PATRIOTS TEAM RECORDS

FIRST DOWNS

MOST TOTAL FIRST DOWNS

Season—

393 2007
356 2008
 348 1994
 344 2004
 339 1996

Game—

34 vs. Washington, Oct. 28, 2007
 32 at Buffalo, Dec. 11, 2005
 31 vs. Kansas City, Oct. 11, 1998
 vs. Phila., Nov. 29, 1987
 at Houston, Dec. 11, 1966

FEWEST TOTAL FIRST DOWNS

Season—

146 1982 (9 games)
 166 1969
 181 1968
 184 1970
 190 1971

Game—

3 vs. Wash., Dec. 15, 1990
 5 vs. Miami, Dec. 12, 1982
 at N.Y. Jets, Nov. 22, 1970
 6 at K.C., Oct. 11, 1970
 at Phila., Nov. 4, 1990
 vs. N.O., Nov. 8, 1992

MOST RUSHING FIRST DOWNS

Season—

181 1978
 150 1976
145 2008
 139 1980
 132 1977, 1979

Game—

21 vs. Denver, Nov. 28, 1976
 18 vs. N.Y. Jets, Oct. 18, 1976
 17 at Buffalo, Nov. 5, 1978
 vs. Buffalo, Dec. 10, 1978

FEWEST RUSHING FIRST DOWNS

Season—

55 1965
 63 1970
 64 1969
 65 1990
 66 1964

Game—

0 at Pittsburgh, Oct. 31, 2004
 at N.O., Nov. 30, 1986
 at Buffalo, Oct. 26, 1980
 at N.Y. Jets, Nov. 22, 1970
 1 19 times. Most recent:
 at Carolina, Sept. 18, 2005

MOST PASSING FIRST DOWNS

Season—

243 1994, 2007
 207 1995
 206 1996
 204 2005
 202 1986
 193 2004

Game—

22 at Cin., Sept. 18, 1994
 vs. Min., Nov. 13, 1994
 21 vs. Washington, Oct. 28, 2007
 vs. Phila., Nov. 29, 1987
 20 Eight times. Most recent:
 at Buffalo, Nov. 18, 2007

FEWEST PASSING FIRST DOWNS

Season—

63 1982 (nine games)
 87 1969, 1989
 94 1971, 1968
 95 1976
 98 1970

Game—

0 vs. Miami, Dec. 8, 1968
 at T.B., Dec. 12, 1976
 1 vs. N.O., Dec. 4, 1983
 vs. Miami, Dec. 12, 1982

MOST PENALTY FIRST DOWNS

Season—

35 1986
 34 1989
 31 2004, 2000
 30 1993
 29 2005, 1965

Game—

7 at Houston, Sept. 19, 1965
 6 vs. Kansas City, Oct. 11, 1998
 5 11 times. Most Recent:
vs. Pittsburgh, Nov. 30, 2008

FEWEST PENALTY FIRST DOWNS

Season—

9 1982 (nine games)
 11 1971, 1991
 14 1977
 15 1969, 1976, 1985

Game—

0 Many times. Most recent:
at Buffalo, Dec. 28, 2008

TOTAL NET YARDS

MOST TOTAL NET YARDS

Season—

6,580 2007
 5,965 1978
5,847 2008
 5,776 1994
 5,722 2004

Game—

597 vs. N.Y. Jets, Sept. 9, 1979
530 at Miami, Nov. 23, 2008

Game (Cont.)—

529 vs. N.Y. Jets, Oct. 29, 1978
 526 vs. Houston, Dec. 18, 1965
514 vs. Arizona, Dec. 21, 2008

FEWEST TOTAL NET YARDS

Season—

2,626 1970
 2,633 1982 (9 games)
 3,127 1968
 3,419 1969
 3,556 1971

Game—

57 vs. N.Y. Jets, Sept. 19, 1982
 74 vs. Oakland, Oct. 22, 1967
 80 at N.Y. Jets, Nov. 20, 1970
 92 at Denver, Nov. 11, 1979
 100 vs. K.C., Sept. 21, 1969

RUSHING

MOST RUSHING ATTEMPTS

Season—

671 1978
 603 1977
 591 1976
 588 1980, 1988
 565 1985

Game—

62 vs. Den., Nov. 28, 1976 (332 yds)
 60 at Seattle, Dec. 19, 1982 (249)

Game (Cont.)—

58 vs. Ind., Dec. 26, 1993 (257)
 55 Four times. Most recent:
 vs. Seattle, Dec. 4, 1988 (171)
 54 at Buffalo, Nov. 20, 1977 (256)
 vs. Chicago, Oct. 30, 1988 (185)

FEWEST RUSHING ATTEMPTS

Season—

324 1982 (9 games)
 334 1970

Season (Cont.)—

363 1960
 367 1969
 386 1972

Game—

6 at Pittsburgh, Oct. 31, 2004
 (5 yards)
 9 vs. Pittsburgh, Dec. 9, 2007 (22)
 vs. Denver, Nov. 17, 1996 (17)
 10 vs. N.Y. Jets, Oct. 12, 1986 (17)

PATRIOTS TEAM RECORDS

RUSHING (Cont.)

MOST RUSHING YARDS

Season—

3,165 1978
2,948 1976
2,605 1983
2,331 1985
2,303 1977

Game—

332 vs. Denver, Nov. 28, 1976
330 vs. N.Y. Jets, Oct. 18, 1976
328 vs. N.Y. Jets, Sept. 18, 1983
281 vs. Oakland, Oct. 30, 1966
vs. Cin., Dec. 22, 1985

FEWEST RUSHING YARDS

Season—

1,040 1970
1,117 1965
1,347 1982
1,332 1994
1,361 1964

Game—

2 at N.O., Nov. 30, 1986
(18 attempts)
5 at Pittsburgh, Oct. 31, 2004 (6)
17 vs. Denver, Nov. 17, 1996 (9)
vs. N.Y. Jets, Oct. 12, 1986 (10)
vs. Wash., Sept. 23, 1984 (11)
at L.A. Chargers, Oct. 28, 1960 (24)

MOST RUSHING TOUCHDOWNS

Season—

30 1978
24 1976
23 1981
21 **2008**, 1974
20 2006

Game—

4 Six times, most recently
vs. S.D., Oct. 16, 1983

FEWEST RUSHING TOUCHDOWNS

Season—

3 1982 (9 games)
4 1990
6 1997, 1992
7 1971
8 2003, 1968, 1965

PASSING

MOST PASS ATTEMPTS

Season—

699 1994
686 1995
628 1996
610 1989
605 2002

Game—

70 vs. Minn., Nov. 13, 1994
60 at Pitt., Dec. 16, 1995
59 vs. Denver, Oct. 8, 1995
vs. N.O., Nov. 12, 1989
56 at Pitt., Dec. 17, 1989

FEWEST PASS ATTEMPTS

Season—

187 1982 (9 games)
305 1977
309 1976
330 1971
338 1969

Game—

5 vs. Miami, Dec. 12, 1982 (2 cmp.)
8 at Buffalo, Dec. 28, 2008 (6)
9 vs. Miami, Nov. 9, 1969 (2)
10 Three times, Most recent:
vs. Seattle, Dec. 4, 1988 (5)
11 vs. Ind., Dec. 26, 1993 (9)
vs. Oakland, Oct. 30, 1966 (4)
12 vs. Buffalo, Oct. 20, 1968 (4)

MOST COMPLETIONS

Season—

405 1994
403 2007
374 2002, 1996
351 1995
340 1986

Game—

45 vs. Minn., Nov. 13, 1994
39 vs. K.C., Sept. 22, 2002
at Pitt., Dec. 16, 1995
36 at Chicago, Nov. 10, 2002
at San Diego, Sept. 29, 2002
at LA Rams, Nov. 16, 1986

FEWEST COMPLETIONS

Season—

93 1982 (9 games)
146 1976
159 1971
160 1977, 1968
162 1969

Game—

2 vs. Miami, Nov. 9, 1969 (9 att.)
vs. Miami, Dec. 12, 1982 (5)
3 vs. N.O., Dec. 4, 1983 (10)
4 Four times, Most recent:
vs. Buffalo, Oct. 11, 1987
5 Seven times, Most recent:
at Buffalo, Oct. 23, 1988

MOST NET PASSING YARDS

Season—

4,859 2007
4,444 1994
4,120 2005
3,954 1986
3,901 1996

Game—

426 vs. Minn., Nov. 13, 1994
421 at Miami, Sept. 4, 1994
414 vs. Miami, Nov. 23, 1998
409 vs. Miami, Nov. 3, 1996
408 at Miami, Nov. 23, 2008

FEWEST NET PASSING YARDS

Season—

1,347 1982 (9 games)
1,586 1970
1,746 1976
1,765 1968
1,887 1971

Game—

4 vs. N.Y. Jets, Sept. 19, 1982
13 vs. Miami, Dec. 12, 1982
15 at Atlanta, Nov. 29, 1992
16 vs. N.O., Dec. 4, 1983
at Miami, Dec. 8, 1968

MOST TOUCHDOWN PASSES

Season—

50 2007
31 1997, 1964
30 1979
29 2004, 1986, 1961
28 2005, 2002

Game—

6 at Dallas, Oct. 14, 2007
vs. N.Y. Jets, Sept. 9, 1979
5 Many times, Most recent:
at Buffalo, Nov. 15, 1964

FEWEST TOUCHDOWN PASSES

Season—

7 1970
10 1972
11 1991
12 1988, 1982
13 1992, 1973

MOST HAD INTERCEPTED

Season—

34 1981
33 1968
32 1967
29 1965, 1963
28 1988, 1975, 1972, 1970

Game—

6 at Denver, Sept. 3, 1967
vs. Buffalo, Dec. 9, 1967
at K.C., Oct. 11, 1970
at S.F., Nov. 30, 1980

FEWEST HAD INTERCEPTED

Season—

9 1982 (9 gms), 2007
11 2008
12 2006
13 2003, 1986, 1962
14 2004, 2002, 1984

PATRIOTS TEAM RECORDS

PASSING (Cont.)

MOST SACKS ALLOWED

Season—

- 66 1984 (454 yards)
- 65 1992 (458 yards)
- 63 1991 (436 yards)
- 58 1990 (443 yards)
- 56 1999 (349 yards)

Game—

- 10 at Dallas, Nov. 22, 1984 (57 yds)

FEWEST SACKS ALLOWED

Season—

- 14 1977 (155 yards)
- 15 1982 (9 games-134 yds)

Season (Cont.)—

- 19 1976 (164 yds)
- 21 2007 (128 yds), 1974 (174)
- 22 1994 (139 yds)
- 23 1993 (127 yds), 1988 (160), 1962 (164 yds)

PUNTING

MOST PUNTS

Season—

- 103 1992
- 96 1968
- 92 1990, 1986, 1985, 1984
- 91 1988
- 90 2000, 1999

Game—

- 11 Five times, Most recent: vs. Miami, Dec. 7, 2003
- 10 Eight times, Most recent: at Phila., Sept. 14, 2003

FEWEST PUNTS

Season—

- 44 2007
- 49 1982 (9 games)
- 50 2008**
- 56 2004
- 61 1973, 1978

Game—

- 0 3 times, Most recent: vs. Hou., Nov. 12, 1978
- 1 16 times, Most recent: at Buffalo, Nov. 18, 2007

MOST PUNTING YARDS

Season—

- 4,212 1992
- 3,953 1985
- 3,904 1984
- 3,831 1968
- 3,798 2000

Game—

- 514 at Chicago, Sept. 15, 1985
- 479 at Dallas, Nov. 22, 1984
- 436 at Oakland, Nov. 1, 1981 at Oakland, Oct. 6, 1968

FEWEST PUNTING YARDS

Season—

- 1,821 2007
- 2,137 1978
- 2,140 1982 (9 games)
- 2,200 2008**
- 2,297 1973

Game—

- 0 3 times, Most recent: vs. Hou., Nov. 12, 1978

HIGHEST PUTING AVERAGE

Season—

- 45.2 1997
- 44.6 2005, 1983
- 44.5 1998
- 44.0 2008**
- 43.7 1982

Game (4 Punts Min.)—

- 55.6 at Indianapolis, Sept. 7, 1997 (5)
- 54.3 at Detroit, Sept. 25, 1994
- 51.6 at Denver, Oct. 16, 2005
- 51.3 vs. S.D., Aug. 31, 1995 (4)
- 51.2 vs. Ind., Nov. 30, 1997 (5) at Buff., Nov. 3, 1991 (5)

LOWEST PUNTING AVERAGE

Season—

- 34.6 1977
- 35.0 1978
- 35.8 1960
- 36.2 1979, 1974
- 36.5 1966

PUNT RETURNS

MOST PUNT RETURNS

Season—

- 60 1980
- 52 1996
- 51 1993
- 48 1999, 1984, 1976
- 47 1978

Game—

- 10 at Pittsburgh, Dec. 5, 1993
- 7 at Green Bay, Nov. 19, 2006 vs. N.Y. Jets, Dec. 12, 1995 at Dallas, Nov. 22, 1984 vs. Houston, Nov. 5, 1967
- 6 Accomplished 16 times, Most recent: at Denver, Oct. 16, 2005

FEWEST PUNT RETURNS

Season—

- 16 1982
- 17 1972
- 23 1969
- 24 1966
- 25 1987

MOST PUNT RETURN YARDS

Season—

- 628 1976
- 588 1996
- 562 2000
- 533 1974
- 530 1985

Game—

- 167 vs. Buffalo, Nov. 7, 1976
- 139 at Buffalo, Nov. 20, 1977

FEWEST PUNT RETURN YARDS

Season—

- 37 1972
- 134 1990
- 138 1962
- 139 1982
- 143 1966

HIGHEST PUNT RETURN AVG.

Season—

- 13.3 2001, 1974
- 13.1 1976
- 13.0 1961
- 12.6 1985
- 11.7 2006

LOWEST PUNT RETURN AVG.

Season—

- 2.2 1972
- 4.6 1990
- 5.3 1968, 1962
- 5.6 1965
- 5.8 2004, 1971

MOST PUNT RETURN TOUCHDOWNS

Season—

- 2 2001, 1985, 1976

Game—

- 1 at Carolina, Jan. 6, 2002 vs. Cleveland, Dec. 9, 2001 vs. Tampa Bay, Sept. 3, 2000 at N.Y. Giants, Dec. 21, 1996 vs. Atlanta, Nov. 2, 1986 vs. Ind., Nov. 10, 1985 at Buffalo, Sept. 22, 1985 vs. N.Y. Jets, Nov. 2, 1980 vs. Balt., Nov. 18, 1979 vs. Denver, Nov. 28, 1976 vs. Buffalo, Nov. 7, 1976

PATRIOTS TEAM RECORDS

KICKOFF RETURNS

MOST KICKOFF RETURNS

Season—
77 1990
75 2002, 1995
73 1967
71 1968
70 2005
Game—
10 vs. Buffalo, Dec. 9, 1967
9 at Dallas, Oct. 24, 1971
vs. N.Y. Jets, Sept. 22, 1968
vs. Oakland, Oct. 16, 1964

FEWEST KICKOFF RETURNS

Season—
28 1982 (9 games)
39 1977
46 1976
47 1993
48 1987
Game—
0 Five times, most recently
<u>at Buffalo, Dec. 28, 2008</u>

MOST KICKOFF RETURN YARDS

Season—
1,771 2002
1,691 1995
1,562 2008
1,553 2006
1,520 1975
Game—
248 vs. Miami, Sept. 21, 2008
245 at Dallas, Oct. 24, 1971
230 at Balt., Dec. 21, 1975
229 at Indianapolis, Nov. 30, 2003
220 vs. Tennessee, Oct. 5, 2003
vs. N.Y. Jets, Dec. 22, 2002

FEWEST KICKOFF RETURN YARDS

Season—
646 1982 (9 games)
819 1993
901 1987 (15 games)
1,051 1977
1,087 1976
Game—
0 Five times, most recently
<u>at Buffalo, Dec. 28, 2008</u>

HIGHEST KICKOFF RETURN AVG.

Season—
26.9 1977
26.8 2006
25.2 2008 , 2007, 1997
24.2 1999

LOWEST KICKOFF RETURN AVG.

Season—
17.4 1993
17.8 1994
18.1 1990
18.3 1981

MOST KICKOFF RETURN TOUCHDOWNS

Season—
3 1977
2 2007, 2002, 1961
Game—
1 19 times, Most recent:
<u>at Buffalo, Dec. 28, 2008</u>

PENALTIES

MOST PENALTIES

Season—
114 1985
112 1977
111 2003, 1992
110 2005
108 2002, 1998
Game—
15 at Indianapolis, Dec. 15, 1999
14 Five times, most recently
at Denver, Nov. 3, 2003

FEWEST PENALTIES

Season—
50 1973
52 1962
53 1982 (9 games), 1964

Season (Cont.)—

57 2008
58 1965
Game—
0 vs. St. Louis, Oct. 26, 2008
1 14 times, Most recent:
<u>at Seattle, Dec. 7, 2008</u>

MOST PENALTY YARDS

Season—
1,051 1992
998 2003
940 2006
931 1977
921 2005

Game—

146 at Indianapolis, Nov. 4, 2007
139 vs. Buffalo, Nov. 6, 1983
135 at Indianapolis, Sept. 19, 1999
134 at Cin., Dec. 20, 1992
129 at Tennessee, Dec. 31, 2006

FEWEST PENALTY YARDS

Season—
412 1982 (9 games)
456 1962
467 1964
501 2008
506 1987
Game—
0 vs. St. Louis, Oct. 26, 2008
5 Eight times, Most recent
vs. Buffalo, Sept. 10, 2006

FUMBLES

MOST FUMBLES

Season—
51 1973
47 1983
43 1975
42 1992
37 1967, 1962
Game—
8 vs. Baltimore, Oct. 7, 1973
6 7 times, Most recent:
vs. Miami, Dec. 15, 1974

FEWEST FUMBLES

Season—
14 2007
15 1969
16 1982 (9 games)
17 2008
18 1970
Game—
0 Many times, Most recent:
<u>at Buffalo, Dec. 28, 2008</u>

MOST TOTAL RECOVERED

Season—
43 1983, 1973
37 1985
36 1975
Game—
8 at Pitt., Sept. 26, 1976
7 at LA Rams, Dec. 11, 1983

FEWEST TOTAL RECOVERED

Season—
8 1982 (9 games)
12 2000
15 2008 , 2005, 1999, 1988
16 2007

MOST OWN RECOVERED

Season—
25 1973
24 1983
Game—
5 at Wash., Oct. 25, 1981
vs. Baltimore, Oct. 7, 1973

FEWEST OWN RECOVERED

Season—
5 1970, 1969
6 2007
7 2008
8 1982 (9 games), 1971, 1968

MOST OPPONENTS RECOVERED

Season—
27 1976
24 1985
21 1987, 1978
Game—
6 at L.A. Rams, Dec. 11, 1983
at Pitt., Sept. 26, 1976
5 at N.O., Nov. 30, 1986
vs. Denver, Nov. 6, 1966

FEWEST OPPONENTS RECOVERED

Season—
8 2008 , 2005, 1998, 1984
9 1993, 1965
10 2007, 1977, 1962

PATRIOTS TEAM RECORDS

DEFENSE - NET YARDS ALLOWED

MOST NET YARDS ALLOWED

Season—
5,827 1981
5,764 1995
5,697 1990
5,644 1989
5,576 1983

Game—

584 vs. Cin., Dec. 7, 1986
552 vs. Miami, Oct. 21, 1984
540 vs. Houston, Oct. 13, 1961
525 at Miami, Sept. 4, 1994
514 at Phila., Nov. 4, 1990

FEWEST NET YARDS ALLOWED

Season—
2,812 1982 (9 games)
3,834 1963

Season (Cont.)—

4,022 1976
4,067 1974

Game—

65 vs. Seattle, Dec. 4, 1988
86 vs. Balt., Oct. 23, 1977
88 vs. Miami, Oct. 12, 1980
94 vs. Ind., Nov. 6, 1992

SCORING ALLOWED

MOST POINTS ALLOWED

Season—
446 1972, 1990
406 1968
391 1989
389 1967
377 1995

Game—

52 at Miami, Nov. 12, 1972
48 at Phila., Nov. 4, 1990

Game (Cont.)—

48 at N.Y. Jets, Oct. 27, 1968
vs. Oakland, Oct. 22, 1967
45 at N.Y. Jets, Sept. 26, 1993

FEWEST POINTS ALLOWED

Season (Points)—
157 1982 (9 games)
217 1977
236 1976
237 2006
238 2003

Season (Average)—

14.8 2006
14.9 2003
15.5 1977
16.3 2004
16.9 1976

Game—

0 23 times, Most recent:
at Buffalo, Dec. 28, 2008
(13-0)

RUSHING ALLOWED

MOST RUSHES ALLOWED

Season—
644 1981
565 1990
560 1973
555 1975

Game—

58 vs. N.Y. Jets, Oct. 14, 1973
54 vs. Clev., Oct. 4, 1987
vs. St. Louis, Dec. 2, 1984
vs. Wash., Sept. 23, 1984

FEWEST RUSHES ALLOWED

Season—
310 1963
314 1982 (9 games)
350 1961
356 1964

Game—

10 at N.Y. Jets, Dec. 26, 2005
at Oakland, Dec. 9, 1961
12 at Buffalo, Dec. 11, 2005

MOST RUSHING YARDS ALLOWED

Season—
2,950 1981
2,850 1973
2,717 1972
2,676 1990

Game—

360 vs. Buffalo, Sept. 16, 1973
349 vs. Buffalo, Dec. 14, 1975

FEWEST RUSHING YARDS ALLOWED

Season—
1,041 1961
1,107 1963
1,135 1966
1,143 1964

Game—

2 at S.D., Dec. 17, 1961
14 at Buffalo, Dec. 11, 2005
19 vs. Houston, Nov. 1, 1963

MOST RUSHING TOUCHDOWNS ALLOWED

Season—
29 1990
27 1972
22 1979, 1968
21 1960

Game—

6 at N.Y. Jets, Oct. 27, 1968
5 at G.B. (Mil.), Oct. 9, 1988

FEWEST RUSHING TOUCHDOWNS ALLOWED

Season—
5 1991
6 1999
7 2007, 2003, 2001, 1966
8 2008, 1998, 1977

PASSING ALLOWED

MOST ATTEMPTS ALLOWED

Season—
618 2003
616 1997
596 1996
570 1998

Game—

63 vs. Minn., Oct. 20, 1991
61 vs. Minn., Dec. 16, 1979
60 vs. Miami, Nov. 23, 1997
59 vs. N.Y. Giants, Oct. 12, 2003

FEWEST ATTEMPTS ALLOWED

Season—
240 1973
267 1982 (9 games)
325 1972
334 1970

Game—

7 at Buffalo, Dec. 9, 1973
vs. N.Y. Jets, Oct. 14, 1973
9 vs. N.Y. Jets, Oct. 15, 1972

MOST COMPLETIONS ALLOWED

Season—
368 1997
342 1995
336 1998
335 1991

Game—

38 vs. Miami, Nov. 23, 1997
36 at Indy, Oct. 20, 1996
35 vs. N.Y. Giants, Oct. 12, 2003
vs. Minn., Dec. 16, 1979
vs. Minn., Oct. 20, 1991

FEWEST COMPLETIONS ALLOWED

Season—
134 1973
142 1982 (9 games)
170 1971
174 1972

Game—

1 vs. N.Y. Jets, Oct. 14, 1973
2 at Buffalo, Dec. 9, 1973

MOST NET PASSING YARDS ALLOWED

Season—
3,886 1995
3,852 1991
3,803 1996
3,772 1997

PATRIOTS TEAM RECORDS

PASSING ALLOWED (Cont.)

MOST NET PASSING YARDS ALLOWED (Cont.)

Game—
467 vs. Minn., Dec. 16, 1979
456 at Miami, Sept. 4, 1994

FEWEST NET PASSING YARDS ALLOWED

Season—
1,338 1973
1,519 1982 (9 games)
2,033 1977
2,154 1971

Game—
0 vs. N.Y. Jets, Oct. 14, 1973
8 vs. N.Y. Jets, Oct. 10, 1971

MOST TD PASSES ALLOWED

Season—
29 1995
28 1980, 1967
27 2008, 1989, 1961

Game—
5 vs. Oakland, Oct. 22, 1967
vs. K.C., Sept. 25, 1966

FEWEST TD PASSES ALLOWED

Season—
9 1982 (9 games)
10 2006
11 2003, 1973
13 1988, 1979
14 1997, 1985

MOST SACKS RECORDED (Sacks by Patriots defense)

Season—
58 1977 (471 yards)
57 1979 (512 yards)
56 1963 (626 yards)
55 1984 (452 yards)
Game—
10 at Oak. Sept. 22, 1963 (100 yds)
9 Five times, most recently at Atlanta, Nov. 4, 2001 (47)

FEWEST SACKS RECORDED

Season—
15 1972 (101 yards)
20 1982 (9 games-134 yds),
1981 (175 yards)
1992 (114 yards)

FIRST DOWNS ALLOWED

MOST TOTAL ALLOWED

Season—
328 1981
326 2000, 1983
322 1997
315 2002

Game—
33 vs. Miami, Nov. 23, 1997
vs. Miami, Oct. 21, 1984
30 at Pitt., Sept. 25, 1983
vs. N.Y. Jets, Sept. 19, 1982
vs. Minn., Dec. 16, 1979

FEWEST TOTAL ALLOWED

Season—
185 1982 (9 games)
215 1977, 1973
219 1967
220 1962
Game—
2 vs. Seattle, Dec. 4, 1988
5 at Chicago, Oct. 14, 1979
vs. Ind., Nov. 11, 1990

MOST RUSHING

Season—
160 1981
151 1990
144 1972
142 1969, 1973
Game—
20 vs. N.Y. Jets, Sept. 19, 1982
19 vs. Buffalo, Dec. 14, 1975
vs. N.Y. Jets, Oct. 15, 1972

FEWEST RUSHING

Season—
59 1963
61 1967
63 1964
67 2006
Game—
0 6 times, Most recent:
vs. Ind., Nov. 11, 1990

MOST PASSING

Season—
208 1998
199 1991
184 2000
183 1997
Game—
21 vs. Miami, Nov. 23, 1997
20 at S.F., Oct. 22, 1989
19 vs. Cincinnati, Dec. 12, 2004
vs. St. Louis, Nov. 18, 2001

FEWEST PASSING

Season—
67 1973
88 1982 (9 games)
105 1970
111 1971, 1977
Game—
1 vs. N.Y. Jets, Oct. 14, 1973
2 Accomplished 9 times,
Most recent: vs. Seattle,
Dec. 4, 1988

INTERCEPTIONS BY PATRIOTS

MOST INTERCEPTIONS

Season—
31 1964
29 2003, 1963
25 1962, 1960
24 1998, 1980, 1974
Game—
7 at N.Y. Jets, Nov. 21, 1976
6 vs. N.Y. Jets, Sept. 27, 1964
vs. Houston, Nov. 1, 1963

FEWEST INTERCEPTIONS

Season—
8 1970
10 2005, 2000, 1972
12 1991, 1982
13 1993, 1975, 1973

MOST INT RETURN YARDS

Season—
645 1963
505 1976
427 1985, 1964
422 2001
Game—
204 vs. Houston, Nov. 1, 1963
160 vs. Miami, Nov. 23, 1997
145 at N.Y. Jets, Nov. 21, 1966

FEWEST INT RETURN YARDS

Season—
85 2005
99 1991
104 2008
105 1973

MOST INT RETURN TOUCHDOWNS

Season—
5 2003, 2001
4 1997
3 2007, 2002, 1998,
1992, 1976, 1963, 1962
Game—
2 Six times, most recently at Carolina, Jan. 6, 2002

FEWEST INT RETURN TOUCHDOWNS

Season—
0 17 times, most recently 2008

PLAYOFF HISTORY



*The New England Patriots
three Super Bowl
championship banners*



*The Patriots played in
their second Super Bowl
following the 1996 season*



*The Patriots reached the Super Bowl
for the first time in team history
following the 1985 season*



PATRIOTS PLAYOFF RESULTS

ALL-TIME PLAYOFF RESULTS

The Patriots have played in 34 playoff games during their 49-year history, compiling an overall playoff record of 21-13. The Patriots won an NFL-record 10 consecutive playoff games from the 2001 season to the 2005 season. Since Robert Kraft purchased the Patriots in 1994, the team is 17-7 in the playoffs, and its 17 playoff victories are the most in the NFL over that span.

ALL-TIME PLAYOFF RESULTS (21-13)

Date	Round	Opponent	W/L	Score
12/28/63	AFL Divisional	at Buffalo	W	26-8
01/05/64	AFL Championship	at San Diego	L	10-51
12/18/76	AFC Divisional	at Oakland	L	21-24
12/31/78	AFC Divisional	Houston	L	14-31
01/08/83	First Round Playoff	at Miami	L	31-28
12/28/85	AFC Wild Card	at N.Y. Jets	W	26-14
01/05/86	AFC Divisional	at L.A. Raiders	W	27-20
01/12/86	AFC Championship	at Miami	W	31-14
01/26/86	Super Bowl XX	Chicago	L	10-46
01/04/87	AFC Divisional	at Denver	L	17-22
01/01/95	AFC Wild Card	at Cleveland	L	13-20
01/05/97	AFC Divisional	Pittsburgh	W	28-3
01/12/97	AFC Championship	Jacksonville	W	20-6
01/26/97	Super Bowl XXXI	Green Bay	L	21-35
12/28/97	AFC Wild Card	Miami	W	17-3
01/03/98	AFC Divisional	at Pittsburgh	L	6-7
01/03/99	AFC Wild Card	at Jacksonville	L	10-25
01/19/02	AFC Divisional	Oakland	W	16-13 ^{ot}
01/27/02	AFC Championship	at Pittsburgh	W	24-17
02/03/02	Super Bowl XXXVI	St. Louis	W	20-17
01/10/04	AFC Divisional	Tennessee	W	17-14
01/18/04	AFC Championship	Indianapolis	W	24-14
02/01/04	Super Bowl XXXVIII	Carolina	W	32-29
01/16/05	AFC Divisional	Indianapolis	W	20-3
01/23/05	AFC Championship	at Pittsburgh	W	41-27
02/06/05	Super Bowl XXXIX	Philadelphia	W	24-21
01/07/06	AFC Wild Card	Jacksonville	W	28-3
01/14/06	AFC Divisional	at Denver	L	13-27
01/07/07	AFC Wild Card	N.Y. Jets	W	37-16
01/14/07	AFC Divisional	at San Diego	W	24-21
01/21/07	AFC Championship	at Indianapolis	L	34-38
01/12/08	AFC Divisional	Jacksonville	W	31-20
01/20/08	AFC Championship	San Diego	W	21-12
02/03/08	Super Bowl XLII	N.Y. Giants	L	14-17

PATRIOTS PLAYOFF SEASONS (16)

Year	How Qualified	Record
1963	Div. Champions	1-1
1976	Wild Card	0-1
1978	Div. Champions	0-1
1982*	16-Team Format	0-1
1985	Wild Card	3-1
1986	Div. Champions	0-1
1994	Wild Card	0-1
1996	Div. Champions	2-1
1997	Div. Champions	1-1
1998	Wild Card	0-1
2001	Div. Champions	3-0
2003	Div. Champions	3-0
2004	Div. Champions	3-0
2005	Div. Champions	1-1
2006	Div. Champions	2-1
2007	Div. Champions	2-1

NFL PLAYOFF RECORDS

(Minimum 20 Postseason Games)

Team	W	L	Pct.
Green Bay Packers	25	15	.625
Pittsburgh Steelers	31	19	.620
New England Patriots	21	13	.618
San Francisco 49ers	25	17	.595
Oakland/LA Raiders	25	18	.581
Washington Redskins	23	17	.575
Dallas Cowboys	32	24	.571
Denver Broncos	17	15	.531
Philadelphia Eagles	19	18	.514

MOST PLAYOFF WINS IN A DECADE

Team	Decade	Wins
New England Patriots	2000s	14
Dallas Cowboys	1970s	14
Pittsburgh Steelers	1970s	14
San Francisco 49ers	1980s	13
Dallas Cowboys	1990s	12
Washington Redskins	1980s	11
Buffalo Bills	1990s	10

The Patriots are 11-1 at home in the playoffs in their history and enter 2009 with an 11-game home winning streak in postseason play. New England has not lost at home in the playoffs in more than 30 years, dating back to Dec. 31, 1978. Eleven of the franchise's 12 home playoff games have happened since Robert Kraft bought the team in 1994.

NFL'S LONGEST HOME PLAYOFF WINNING STREAKS

Team	Win Streak	Seasons
Green Bay Packers	13	1939-2001
New England Patriots	11	1996-Pres.
Buffalo Bills	9	1988-1995
Washington Redskins	8	1942-1983

ALL-TIME BEST HOME WINNING PERCENTAGE

(Minimum three games)

Team	W	L	Pct.
New England Patriots	11	1	.917
Washington Redskins	13	2	.867
Detroit Lions	5	1	.833
Green Bay Packers	14	3	.824

PATRIOTS SUPER BOWL RINGS



Super Bowl XXXVI



Super Bowl XXXVIII



Super Bowl XXXIX

INDIVIDUAL PLAYOFF RECORDS

bold = player on the 2009 roster

PLAYOFF SERVICE

GAMES PLAYED

Career—

- 22 **Tedy Bruschi (1996,97,98,2001,03,04,05,06,07)**
- 20 Troy Brown (1994,96,97,98,2001,03,04,05,06)
- 18 Willie McGinest (1994,96,97,98,2001,03,04,05)
- 17 **Tom Brady (2001, 03, 04, 05, 06, 07)**
- 17 **Kevin Faulk (2001, 03, 04, 05, 06, 07)**
- 17 Larry Izzo (2001, 03, 04, 05, 06, 07)
- 17 Adam Vinatieri (1996,97,98,2001,03,04,05)
- 17 Mike Vrabel (2001, 03, 04, 05, 06, 07)

PLAYOFF SCORING

POINTS

Career—

- 117 Adam Vinatieri (26 FGs, 39 PAT kicks)
- 45 **Stephen Gostkowski (9 FGs, 18 PAT kicks)**
- 42 David Givens (7 receiving touchdowns)
- 39 Tony Franklin (9 FGs, 12 PAT kicks)
- 30 Curtis Martin (5 rushing touchdowns)

Game—

- 18 Curtis Martin vs. Pitt., Jan. 5, 1997 (3 rush TD)
- 16 Adam Vinatieri vs. Indianapolis, Jan. 18, 2004 (5 FG, 1 PAT)
- 14 Gino Cappelletti at Buffalo, Dec. 28, 1963 (4 FG, 2 PAT)
- 14 Tony Franklin at N.Y. Jets, Dec. 28, 1985 (4 FG, 2 PAT)
- 13 **Stephen Gostkowski vs. N.Y. Jets, Jan. 7, 2007 (3 FG, 4 PAT)**

TOUCHDOWNS

Career—

- 7 David Givens (8 games) (7 rec. TD)
- 5 Curtis Martin (3 games) (5 rush TD)
- 4 Corey Dillon (8 games) (4 rush TD)

Game—

- 3 Curtis Martin vs. Pitt., Jan. 5, 1997 (3 rush TD)
- 2 Deion Branch at Pitt., Jan. 23, 2005 (1 rec., 1 rush TD)
- 2 Larry Garron at Buffalo, Dec. 28, 1963 (2 rec. TD)
- 2 Stanley Morgan at Denver, Jan. 4, 1987 (2 rec. TD)
- 2 **Benjamin Watson vs. Jacksonville, Jan. 12, 2008 (2 rec. TD)**

PLAYOFF FIELD GOALS

FIELD GOALS MADE

Career—

- 26 Adam Vinatieri (17 games)
- 9 Tony Franklin (5 games)
- 9 **Stephen Gostkowski (6 games)**
- 5 Gino Cappelletti (2 games)

Game—

- 5 Adam Vinatieri vs. Ind., Jan. 18, 2004 (31,25,27,21,34)
- 4 Tony Franklin at N.Y. Jets, Dec. 28, 1985 (33, 41, 20, 26)
- Gino Cappelletti at Buffalo, Dec. 28, 1963 (28, 12, 33, 36)
- 3 **Stephen Gostkowski at San Diego, Jan. 14, 2007 (50,34,31)**
- Stephen Gostkowski vs. N.Y. Jets, Jan. 7, 2007 (20,40,28)**
- Adam Vinatieri vs. Oakland, Jan. 19, 2002 (23,45,23)

FIELD GOALS ATTEMPTED

Career—

- 34 Adam Vinatieri (17 games)
- 11 Tony Franklin (5 games)
- 10 **Stephen Gostkowski (6 games)**
- 6 Gino Cappelletti (2 games)

Game—

- 5 Adam Vinatieri vs. Indianapolis, Jan. 18, 2004 (31, 25, 27, 21, 34)
- Tony Franklin at N.Y. Jets, Dec. 28, 1985 (33,41,20,41w,26)
- Gino Cappelletti, at Buffalo, Dec. 28, 1963 (28,12,33,36,45s)

LONGEST FIELD GOALS

- 50 **Stephen Gostkowski at San Diego, Jan. 14, 2007**
- 48 Adam Vinatieri at Pittsburgh, Jan. 23, 2005
- Adam Vinatieri vs. St. Louis Feb. 3, 2002
- 46 Adam Vinatieri vs. Tennessee, Jan. 10, 2004
- Adam Vinatieri at Pittsburgh, Jan. 3, 1998

PLAYOFF RUSHING

RUSHING ATTEMPTS

Career—

- 120 Corey Dillon (8 games)
- 117 Antowain Smith (6 games)
- 92 **Laurence Maroney (6 games)**
- 82 Craig James (5 games)
- 74 **Kevin Faulk (17 games)**
- 49 Curtis Martin (3 games)
- 47 Tony Collins (6 games)

Game—

- 26 Antowain Smith vs. Carolina, Feb. 1, 2004
- 25 **Laurence Maroney vs. San Diego, Jan. 21 2008**
- 24 Corey Dillon at Pittsburgh, Jan. 23, 2005
- 24 Corey Dillon vs. Indianapolis, Jan. 16, 2005
- 24 Craig James at L.A. Raiders, Jan. 5, 1986
- 22 Antowain Smith vs. Indianapolis, Jan. 18, 2004
- Derrick Cullors vs. Miami, Dec. 27, 1997
- Craig James at Miami, Jan. 12, 1986
- Craig James, at N.Y. Jets, Dec. 28, 1985
- Laurence Maroney vs. Jacksonville, Jan. 12 2008**

RUSHING YARDS

Career—

- 508 Corey Dillon (8 games)
- 456 Antowain Smith (6 games)
- 373 **Kevin Faulk (17 games)**
- 367 **Laurence Maroney (6 games)**
- 290 Craig James (5 games)
- 267 Curtis Martin (3 games)

RUSHING YARDS (Cont.)

Game—

- 166 Curtis Martin, vs. Pittsburgh, Jan. 5, 1997
- 144 Corey Dillon vs. Indianapolis, Jan. 16, 2005
- 122 **Laurence Maroney vs. Jacksonville, Jan. 12, 2008**
- Laurence Maroney vs. San Diego, Jan 21, 2008**
- 105 Craig James, at Miami, Jan. 12, 1986
- 104 Craig James, at L.A. Raiders, Jan. 5, 1986

LONGEST RUSHES

- 78t Curtis Martin, vs. Pittsburgh, Jan. 5, 1997
- 45 Robert Weathers at Miami, Jan. 12, 1986
- 42 Corey Dillon vs. Indianapolis, Jan. 16, 2005
- 35 Corey Dillon at Indianapolis, Jan. 21, 2007
- 35 Antowain Smith vs. Indianapolis, Jan. 18, 2004

RUSHING TOUCHDOWNS

Career—

- 5 Curtis Martin (3 games)
- 4 Corey Dillon (8 games)
- 3 **Laurence Maroney (6 games)**
- 2 **Tom Brady (17 games)**
- Antowain Smith (6 games)

LONGEST RUSHING TOUCHDOWNS

- 78 Curtis Martin vs. Pittsburgh, Jan. 5, 1997
- 25 Corey Dillon at Pittsburgh, Jan. 23, 2005
- 23 Curtis Martin vs. Pittsburgh, Jan. 5, 1997
- 23 Deion Branch at Pittsburgh, Jan. 23, 2005

INDIVIDUAL PLAYOFF RECORDS

PLAYOFF PASSING

PASSING YARDS

Career—

- 3,954 Tom Brady (17 games)**
- 1,335 Drew Bledsoe (7 games)
- 571 Steve Grogan (4 games)
- 561 Tony Eason (5 games)
- 489 Vito "Babe" Parilli (2 games)

Game—

- 354 Tom Brady vs. Carolina, Feb. 1, 2004**
- 341 Tom Brady at Denver, Jan. 14, 2006**
- 312 Tom Brady vs. Oakland, Jan. 19, 2002**
- 300 Vito "Babe" Parilli at Buffalo Dec. 28, 1963
- 280 Tom Brady at San Diego, Jan. 14, 2007**

PASSING ATTEMPTS

Career—

- 595 Tom Brady (17 games)**
- 252 Drew Bledsoe (7 games)
- 95 Steve Grogan (4 games)
- 72 Tony Eason (5 games)
- 64 Vito "Babe" Parilli (2 games)

Game—

- 52 Tom Brady vs. Oakland, Jan. 19, 2002**
- 51 Tom Brady at San Diego, Jan. 14, 2007**
- 50 Drew Bledsoe at Cleveland, Jan. 1, 1995
- 48 Tom Brady vs. N.Y. Giants, Feb. 3, 2008**
- Tom Brady vs. Carolina, Feb. 1, 2004**
- Drew Bledsoe vs. Green Bay, Jan. 26, 1997

PASS COMPLETIONS

Career—

- 372 Tom Brady (17 games)**
- 129 Drew Bledsoe (7 games)
- 48 Steve Grogan (4 games)
- 42 Tony Eason (5 games)
- 28 Vito "Babe" Parilli (2 games)

Game—

- 32 Tom Brady vs. Carolina, Feb. 1, 2004**
- Tom Brady vs. Oakland, Jan. 19, 2002**
- 29 Tom Brady vs. N.Y. Giants, Feb. 3, 2008**
- 27 Tom Brady at San Diego, Jan. 14, 2007**
- 26 Tom Brady vs. Jacksonville, Jan. 12, 2008**

COMPLETION PERCENTAGE

Career—

- 62.5 Tom Brady (17 games) (595-372)**
- 58.3 Tony Eason (5 games) (72-42)
- 54.5 Tom Owen (1 game) (22-12)
- 51.2 Drew Bledsoe (7 games) (252-129)
- 50.5 Steve Grogan (4 games) (95-48)

COMPLETION PERCENTAGE (Cont.)

Game (Minimum 10 att.)—

- 92.9 Tom Brady vs. Jacksonville, Jan. 12, 2008 (28-26)**
- 83.0 Tony Eason at Miami, Jan. 12, 1986 (12-10)
- 75.0 Tony Eason at N.Y. Jets, Dec. 28, 1986 (16-12)
- 69.7 Tom Brady vs. Philadelphia, Feb. 6, 2005 (33-23)**
- 66.7 Tom Brady vs. San Diego, Jan. 20, 2008 (33-22)**
- Tom Brady at Pittsburgh, Jan. 23, 2005 (21-14)**
- Tom Brady vs. Indianapolis, Jan. 16, 2005 (27-18)**
- Tom Brady vs. Carolina, Feb. 1, 2004 (48-32)**

PASSING TOUCHDOWNS

Career—

- 26 Tom Brady (17 games)**
- 7 Tony Eason (5 games)
- 6 Drew Bledsoe (7 games)
- 3 Steve Grogan (4 games)
- 2 Vito "Babe" Parilli (2 games)

Game—

- 3 Tom Brady vs. Jacksonville, Jan. 12, 2008**
- Tom Brady vs. Jacksonville, Jan. 7, 2006**
- Tom Brady vs. Carolina, Feb. 1, 2004**
- Tony Eason at Miami, Jan. 12, 1986
- 2 Seven times, most recent
- Tom Brady vs. San Diego, Jan. 21, 2008**

INTERCEPTIONS

Career—

- 12 Drew Bledsoe (7 games)
- Tom Brady (17 games)**
- 7 Steve Grogan (4 games)
- 2 Vito "Babe" Parilli (2 games)

Game—

- 4 Drew Bledsoe vs. Green Bay, Jan. 26, 1997
- 3 Drew Bledsoe at Cleveland, Jan. 1, 1995
- Tom Brady vs. San Diego, Jan. 20, 2008**
- Tom Brady at San Diego, Jan. 14, 2007**

PASSER RATING

Career (Minimum 25 att.)—

- 115.6 Tony Eason (5 games)
- 88.0 Tom Brady (17 games)**
- 67.7 Vito "Babe" Parilli (2 games)
- 54.9 Drew Bledsoe (7 games)
- 50.4 Scott Zolak (2 games)

Game (Minimum 10 att.)—

- 141.4 Tom Brady vs. Jacksonville, Jan. 12, 2008**
- 132.0 Tony Eason at N.Y. Jets, Dec. 28, 1985
- 130.9 Tony Eason at Miami, Jan. 12, 1986
- 130.5 Tom Brady at Pittsburgh, Jan. 23, 2005**
- 116.4 Tom Brady vs. Jacksonville, Jan. 7, 2006**
- 110.2 Tom Brady vs. Philadelphia, Feb. 6, 2005**

PLAYOFF RECEIVING

RECEPTIONS

Career—

- 58 Troy Brown (20 games)
- 45 Kevin Faulk (17 games)**
- 41 Deion Branch (8 games)
- 35 David Givens (8 games)
- 27 Wes Welker (3 games)**

Game—

- 11 Wes Welker vs. N.Y. Giants, Feb. 3, 2008**
- Deion Branch vs. Philadelphia, Feb. 6, 2004
- 10 Jabar Gaffney at San Diego, Jan. 14, 2007
- Deion Branch vs. Carolina, Feb. 1, 2004
- Jermaine Wiggins vs. Oakland, Jan. 19, 2002

RECEIVING YARDS

Career—

- 694 Troy Brown (20 games)
- 629 Deion Branch (8 games)
- 375 Kevin Faulk (17 games)**
- 324 David Givens (8 games)
- 317 Terry Glenn (5 games)

Game—

- 153 Deion Branch at Denver, Jan. 14, 2006 (8 rec)
- 143 Deion Branch vs. Carolina, Feb. 1, 2004 (10)
- 133 Deion Branch vs. Philadelphia, Feb. 6, 2005 (11)
- 121 Troy Brown at Pittsburgh, Jan. 27, 2002 (8)
- 120 Larry Garron at Buffalo, Dec. 28, 1963 (4)

INDIVIDUAL PLAYOFF RECORDS

PLAYOFF RECEIVING (Cont.)

TOUCHDOWN RECEPTIONS

- Career—**
 7 David Givens (8 games)
3 Benjamin Watson (8 games)
 Jabar Gaffney (6 games)
 Stanley Morgan (7 games)
 2 Deion Branch (8 games)
 Troy Brown (20 games)
 Keith Byars (5 games)
 Russ Francis (2 games)
 Larry Garron (2 games)
 David Patten (6 games)
 Mike Vrabel (17 games)
Wes Welker (3 games)

TOUCHDOWN RECEPTIONS (Cont.)

- Game—**
2 Benjamin Watson vs. Jacksonville, Jan. 12, 2008
 Larry Garron at Buffalo, Dec. 28, 1963
 Stanley Morgan at Denver, Jan. 4, 1987

LONGEST RECEPTIONS

- 73 Deion Branch from Tom Brady, at Denver, 1/14/06
63t Benjamin Watson from Tom Brady, vs. Jac., 1/7/06
 60t Deion Branch from Tom Brady, at Pittsburgh, 1/23/05
 59t Larry Garron from Babe Parilli, at Buffalo, 12/28/63

PLAYOFF SCRIMMAGE YARDS

SCRIMMAGE YARDS (RUSHING AND RECEIVING)

- Career—**
748 Kevin Faulk (17 games) (373 rush, 375 rec.)
 675 Troy Brown (20 games) (-19 rush, 694 rec.)
 670 Deion Branch (8 games) (41 rush, 629 rec.)
 582 Corey Dillon (8 games) (508 rush, 74 rec.)
 469 Antowain Smith (6 games) (456 rush, 13 rec.)

SCRIMMAGE YARDS (Cont.)

- Game—**
 175 Curtis Martin vs. Pitt., Jan. 5, 1997 (166 rush, 9 rec.)
 164 Larry Garron at Buff., Dec. 28, 1963 (44 rush, 120 rec.)
 161 Corey Dillon vs. Ind., Jan. 16, 2005 (144 rush, 17 rec.)
162 Laurence Maroney vs. Jac., Jan. 12, 2008 (122 rush, 40 rec.)
 153 Deion Branch vs. Den., Jan. 14, 2006 (0 rush, 153 rec.)
 Deion Branch at Pitt., Jan. 23, 2005 (37 rush, 116 rec.)

PLAYOFF INTERCEPTIONS

INTERCEPTIONS

- Career—**
 7 Rodney Harrison (9 games)
 5 Asante Samuel (14 games)
 4 Ty Law (12 games)
 3 Fred Marion (6 games)
Game—
 3 Ty Law vs. Indianapolis, Jan. 18, 2004
 2 Eugene Wilson at Pittsburgh, Jan. 23, 2005
 2 Ronnie Lippett at L.A. Raiders, Jan. 5, 1986
 2 Ross O'Hanley at Buffalo, Dec. 28, 1963
 2 Bob Dee at Buffalo, Dec. 28, 1963

INTERCEPTION RETURN YARDAGE

- Career—**
 158 Asante Samuel (14 games)
 118 Rodney Harrison (8 games)
 73 Ty Law (12 games)
 71 Fred Marion (6 games)
 40 Todd Collins (5 games)

INTERCEPTION RETURN YARDAGE (Cont.)

- Game—**
 87 Rodney Harrison at Pittsburgh, Jan. 23, 2005 (1 int.)
 73 Asante Samuel vs. Jacksonville, Jan. 7, 2006 (1)
 47 Ty Law vs. St. Louis, Feb. 3, 2002 (1)
 40 Todd Collins vs. Miami, Dec. 28, 1997 (1)
 39 Asante Samuel at Indianapolis, Jan. 21, 2007 (1)

LONGEST INTERCEPTION RETURN

- 87 Rodney Harrison, at Pittsburgh, Jan. 23, 2005 (TD)
 73 Asante Samuel, vs. Jacksonville, Jan. 7, 2006 (TD)
 47 Ty Law, vs. St. Louis, Feb. 3, 2002 (TD)
 39 Asante Samuel at Indianapolis, Jan. 21, 2007 (TD)
 36 Asante Samuel vs. N.Y. Jets, Jan. 7, 2007 (TD)

INTERCEPTION RETURNS FOR TOUCHDOWNS

- 3 Asante Samuel (14 games)
 1 Rodney Harrison (9 games)
 1 Ty Law (12 games)
 1 Todd Collins (5 games)

PLAYOFF SACKS

SACKS

- Career—**
 16.0 Willie McGinest (18 games)
 7.0 Mike Vrabel (17 games)
5.0 Jarvis Green (14 games)
 4.5 Teddy Bruschi (22 games)
 4.5 Richard Seymour (15 games)

SACKS (Cont.)

- Game—**
 4.5 Willie McGinest vs. Jacksonville, Jan. 7, 2006
 3.0 Jarvis Green vs. Indianapolis, Jan. 18, 2004
 3.0 Willie McGinest vs. Tennessee, Jan. 10, 2004
 2.0 Six times, most recent
Adaluis Thomas vs. N.Y. Giants, Feb. 3, 2008

INDIVIDUAL PLAYOFF RECORDS

PLAYOFF PUNTS

PUNTS

Career—

- 43 Tom Tupa (6 games)
- 36 Rich Camarillo (6 games)
- 34 Ken Walter (6 games)
- 23 Josh Miller (5 games)
- 14 Todd Sauerbrun (3 games)

Game—

- 9 Rich Camarillo at Denver, Jan. 4, 1987 (50.2 avg.)
- 8 Ken Walter vs. St. Louis, Feb. 3, 2002 (43.1)
- Ken Walter vs. Oakland, Jan. 19, 2002 (35.0)
- Tom Tupa, at Jacksonville, Jan. 3, 1999 (47.3)
- Tom Tupa, vs. Green Bay, Jan. 26, 1997 (45.1)

PUNT AVERAGE

- 51.4 Todd Sauerbrun at Indianapolis, Jan. 14, 2007 (5 kicks)
- 50.2 Rich Camarillo at Denver, Jan. 4, 1987 (9)
- 48.7 Josh Miller at Denver, Jan. 14, 2006 (3)
- 47.3 Tom Tupa at Jacksonville, Jan. 3, 1999 (8)
- 46.9 Tom Yewcic at San Diego, Jan. 5, 1964 (7)
- 45.1 Josh Miller vs. Philadelphia, Feb. 6, 2005 (7)
- Tom Tupa vs. Green Bay, Jan. 26, 1997 (8)
- 45.0 Rich Camarillo, at L.A. Raiders, Jan. 5, 1986 (5)

LONGEST PUNTS

- 68 Tom Yewcic at San Diego, Jan. 5, 1964
- 62 Rich Camarillo vs. Chicago, Jan. 26, 1986
- 60 Rich Camarillo at Denver, Jan. 4, 1987
- 59 Todd Sauerbrun at Indianapolis, Jan. 21, 2007

PLAYOFF PUNT RETURNS

PUNT RETURNS

Career—

- 33 Troy Brown (20 games)
- 18 David Meggett (5 games)
- 8 Irving Fryar (4 games)
- 7 Tim Dwight (2 games)
- 2 Art Graham (2 games)
- Roland James (5 games)
- Wes Welker (3 games)**

Game—

- 7 David Meggett vs. Pittsburgh, Jan. 5, 1997
- 5 Troy Brown vs. Oakland, Jan. 19, 2002
- 4 Tim Dwight vs. Jacksonville, Jan. 7, 2006
- Troy Brown vs. Carolina, Feb. 1, 2004
- Troy Brown, at Jacksonville, Jan. 3, 1999
- David Meggett vs. Green Bay, Jan. 26, 1997
- Irving Fryar, at N.Y. Jets, Dec. 28, 1985

PUNT RETURN YARDS

Career—

- 315 Troy Brown (20 games)
- 165 David Meggett (5 games)
- 68 Tim Dwight (2 games)
- 47 Irving Fryar (4 games)
- 14 Bethel Johnson (6 games)

Game—

- 80 Troy Brown at Pittsburgh, Jan. 27, 2002
- 72 David Meggett, vs. Pittsburgh, Jan. 5, 1997
- 49 Troy Brown vs. Oakland, Jan. 19, 2002
- 40 Troy Brown vs. Carolina, Feb. 1, 2004
- 39 Troy Brown at Indianapolis, Jan. 21, 2007

LONGEST PUNT RETURN

- 551 Troy Brown at Pittsburgh, Jan. 27, 2002
- 28 Troy Brown vs. Carolina, Feb. 1, 2004
- Art Graham, at Buffalo, Dec. 28, 1963
- 27 Tim Dwight vs. Jacksonville, Jan. 7, 2006
- Troy Brown vs. Oakland, Jan. 19, 2002

PLAYOFF KICKOFF RETURNS

KICKOFF RETURNS

Career—

- 17 **Ellis Hobbs (8 games)**
- 15 Patrick Pass (10 games)
- Stephen Starring (5 games)
- 12 **Laurence Maroney (6 games)**
- 11 Bethel Johnson (6 games)

Game—

- 7 Stephen Starring, vs. Chicago, Jan. 26, 1986
- 6 **Ellis Hobbs at Indianapolis, Jan. 21, 2007**
- Derrick Cullors, at Jacksonville, Jan. 3, 1999
- 5 Patrick Pass, vs. Oakland, Jan. 19, 2002
- David Meggett, vs. Green Bay, Jan. 26, 1997

KICKOFF RETURN YARDS

Career—

- 471 **Ellis Hobbs (8 games)**
- 336 Patrick Pass (10 games)
- 315 Stephen Starring (5 games)
- 257 **Laurence Maroney (6 games)**
- 228 Bethel Johnson (6 games)

Game—

- 220 **Ellis Hobbs at Indianapolis, Jan. 21, 2007**
- 153 Stephen Starring, vs. Chicago, Jan. 26, 1986
- 117 David Meggett, vs. Green Bay, Jan. 26, 1997
- 95 Patrick Pass vs. Oakland, Jan. 19, 2002
- 94 **Laurence Maroney vs. N.Y. Giants, Feb. 3, 2008**

LONGEST KICKOFF RETURN

- 80 **Ellis Hobbs at Indianapolis, Jan. 21, 2007**
- 47 Raymond Clayborn vs. Houston, Dec. 31, 1978
- 43 **Laurence Maroney vs. N.Y. Giants, Feb. 3, 2008**
- 41 **Ellis Hobbs at Indianapolis, Jan. 21, 2007**
- 37 Stephen Starring at Miami, Jan. 12, 1986

TEAM PLAYOFF RECORDS

MOST POINTS SCORED

- 41 at Pittsburgh, Jan. 23, 2005 (W 41-27)
- 37 vs. N.Y. Jets, Jan. 7, 2007 (W 37-16)
- 34 at Ind., Jan. 21, 2007 (L 34-38)
- 32 vs. Carolina, Feb. 1, 2004 (W 32-29)
- 31 at Miami, Jan. 12, 1986 (W 31-14)
- vs. Jacksonville, Jan. 12, 2008 (W 31-20)

FEWEST POINTS ALLOWED

- 3 vs. Jacksonville, Jan. 7, 2006 (W 28-3)
- vs. Indianapolis, Jan. 16, 2005 (W 20-3)
- vs. Miami, Dec. 28, 1997 (W 17-3)
- vs. Pittsburgh, Jan. 5, 1997 (W 28-3)
- 6 vs. Jacksonville, Jan. 12, 1997 (W 20-6)

FIRST DOWNS

Total—

- 29 vs. Carolina, Feb. 1, 2004
- 26 vs. N.Y. Jets, Jan. 7, 2007
- 25 vs. San Diego, Jan. 20, 2008
- 24 vs. Jacksonville, Jan. 12, 2008
- 23 at Oakland Dec. 18, 1976

Rushing—

- 15 at Miami, Jan. 12, 1986
- 13 vs. San Diego, Jan. 20, 2008
- vs. N.Y. Jets, Jan. 7, 2007
- 11 vs. Jacksonville, Jan. 12, 2008
- vs. Indianapolis, Jan. 16, 2005
- 10 at Oakland Dec. 18, 1976

Passing—

- 19 vs. Carolina, Feb. 1, 2004
- 17 vs. N.Y. Giants, Feb. 3, 2008
- vs. Oakland Jan. 19, 2002
- 15 vs. Indianapolis, Jan. 18, 2004
- 14 vs. Philadelphia, Feb. 6, 2005
- at Pittsburgh, Jan. 3, 1997
- at Cleveland, Jan. 1, 1995

Penalty—

- 7 at Oakland, Dec. 18, 1976
- 3 at San Diego, Jan. 14, 2007
- vs. Carolina, Feb. 1, 2004

3rd Down Efficiency—

- .688 vs. N.Y. Jets, Jan. 7, 2007 (11/16)
- .600 vs. Jacksonville, Jan. 12, 2008 (6/10)
- .538 vs. San Diego, Jan. 20, 2008 (7/13)
- .533 vs. Indianapolis, Jan. 16, 2005 (8/15)

TOTAL NET YARDS

Most—

- 481 vs. Carolina, Feb. 1, 2004
- (127 Rush, 354 Pass, 83 Plays)
- 420 at Denver, Jan. 14, 2006
- (79 R, 341 Pa, 57 Pl)
- 403 vs. Jacksonville, Jan. 12, 2008
- (145 R, 258 Pa, 58 Pl)
- 375 at Buffalo, Dec. 28, 1963
- (83 R, 292 Pa, 70 Pl)

NO. OF PLAYS

- 84 vs. Oak., Jan. 19, 2002 (30 Ru, 54 Pa)
- 83 vs. Carolina, Feb. 1, 2004 (35R, 48 P)
- 74 at S.D., Jan. 14, 2007 (21R, 53P)
- 73 vs. N.Y. Jets, Jan. 7, 2007 (38R, 35 P)
- at Oak., Dec. 18, 1976 (49R, 24 P)

RUSHING

Attempts—

- 59 at Miami, Jan. 12, 1986
- 49 at Oakland, Dec. 18, 1976
- at L.A. Raiders, Jan. 5, 1986
- 39 vs. Indianapolis, Jan. 16, 2005
- at N.Y. Jets, Dec. 28, 1985

Yards Rushing—

- 255 at Miami, Jan. 12, 1986
- 210 vs. Indianapolis, Jan. 16, 2005
- 194 vs. Pittsburgh, Jan. 5, 1997
- 164 at Oakland, Dec. 18, 1976
- 158 vs. N.Y. Jets, Jan. 7, 2007

Rushing TDs—

- 3 vs. Pittsburgh, Jan. 5, 1997
- 2 at Pittsburgh, Jan. 23, 2005
- 1 Many times, Most Recent:
- vs. N.Y. Giants, Feb. 3, 2008

PASSING

Attempts—

- 52 vs. Oakland Jan. 19, 2002
- 51 at San Diego, Jan. 14, 2007
- at Cleveland, Jan. 1, 1995
- 48 vs. N.Y. Giants, Feb. 3, 2008
- vs. Carolina, Feb. 1, 2004
- vs. Green Bay, Jan. 26, 1996

Completions—

- 35 vs. Carolina, Feb. 1, 2004
- 32 vs. Oakland Jan. 19, 2002
- 29 vs. N.Y. Giants, Feb. 3, 2008
- 27 at San Diego, Jan. 14, 2007
- 26 vs. Jacksonville, Jan. 20, 2008

Net Yards Passing—

- 354 vs. Carolina, Feb. 1, 2004
- 341 at Denver, Jan. 14, 2006
- 297 vs. Oakland, Jan. 19, 2002
- 292 at Buffalo, Dec. 28, 1963
- 276 at San Diego, Jan. 14, 2007

TDs Passing—

- 3 vs. Jacksonville, Jan. 12, 2008
- vs. Jacksonville, Jan. 7, 2006
- vs. Carolina, Feb. 1, 2004
- at Miami, Jan. 12, 1986
- 2 Many times, Most Recent:
- vs. San Diego, Jan. 20, 2008

Interceptions (Most)—

- 4 vs. Green Bay, Jan. 26, 1997
- 3 vs. San Diego, Jan. 20, 2008
- at San Diego, Jan. 14, 2007
- at Cleveland, Jan. 1, 1995
- vs. Houston, Dec. 31, 1978

Interceptions (Fewest)—

- 0 Many times, Most Recent:
- vs. N.Y. Giants, Feb. 3, 2008

Sacks Against—

- 0 Many times, Most Recent:
- at Denver, Jan. 14, 2006

PUNTING

Most Punts For—

- 40 at Denver, Jan. 4, 1987 (50.2 avg.)
- 8 Four times, Most Recent:
- vs. St. Louis Feb. 3, 2002 (43.1)

PUNTING (Cont.)

Fewest Punts For—

- 1 vs. Jacksonville, Jan. 20, 2008
- 2 vs. N.Y. Jets, Jan. 7, 2007
- vs. Indianapolis, Jan. 18, 2004
- 3 at Oak., Dec. 18, 1976 (44.0 avg.)

DEFENSE

Fewest Yards Allowed—

- 162 vs. Miami, Dec. 28, 1997
- 213 vs. Pittsburgh, Jan. 5, 1997
- 230 vs. Oakland, Jan. 19, 2002
- 240 at N.Y. Jets, Dec. 28, 1985

Most Yards Allowed—

- 610 at San Diego, Jan. 5, 1963
- 455 at Indianapolis, Jan. 21, 2007
- 448 vs. Miami, Jan. 8, 1983
- 441 at Denver, Jan. 4, 1987

Sacks—

- 6 vs. Jacksonville, Jan. 7, 2006 (42 yds)
- 5 vs. Green Bay, Jan. 26, 1997 (38)
- at N.Y. Jets, Dec. 28, 1985 (51)
- 4 Seven times, Most Recent:
- vs. Philadelphia, Feb. 6, 2005 (33)

Interceptions—

- 4 vs. Indianapolis, Jan. 18, 2004
- at Buffalo, Dec. 28, 1964
- 3 vs. Philadelphia, Feb. 6, 2005
- at Buffalo, Dec. 28, 1963 (4 INT, 2 FR)
- at Pittsburgh, Jan. 27, 2002
- at L.A. Raiders, Jan. 5, 1986

Turnovers Forced—

- 6 at Miami, Jan. 12, 1986 (2 INT, 4 FR)
- at L.A. Raiders, Jan. 5, 1986 (3 INT, 3 FR)
- at Buffalo, Dec. 28, 1963 (4 INT, 2 FR)
- 5 vs. Ind., Jan. 18, 2004 (4 INT, 1 FR)
- 4 at S.D., Jan. 14, 2007 (1 INT, 3 FR)
- vs. Phila., Feb. 6, 2005 (3 INT, 1 FR)
- at Pitt., Jan. 23, 2005 (3 INT, 1 FR)
- at Pitt., Jan. 27, 2002 (3 INT, 1 FR)
- vs. Jac., Jan. 12, 1997 (2 INT, 2 FR)
- at N.Y. Jets, Jan. 28, 1985 (2 INT, 2 FR)

PENALTIES

Most vs.—

- 12 at Pittsburgh Jan. 27, 2002 (87 yds)
- 10 at Oakland, Dec. 18, 1976 (83)
- 8 at Indianapolis, Jan. 21, 2007 (63)
- at Denver, Jan. 14, 2006 (82)
- vs. Carolina, Feb. 1, 2004 (60)
- vs. Houston, Dec. 31, 1978 (92)

Fewest vs.—

- 1 at Pittsburgh, Jan. 23, 2005 (5 yds)
- vs. Oakland Jan. 19, 2002 (15)
- at N.Y. Jets, Dec. 28, 1985 (10)
- at San Diego, Jan. 5, 1964 (18)

Most Yards Lost—

- 92 vs. Hou., Dec. 31, 1978 (8 pen.)
- 87 at Pittsburgh Jan. 27, 2002 (12)
- 83 at Oakland, Dec. 18, 1976 (10)
- 74 vs. Jacksonville, Jan. 12, 2008 (6)

Fewest Yards Lost—

- 5 vs. Jacksonville, Jan. 12, 1997 (2 pen.)
- 10 at N.Y. Jets, Dec. 28, 1985 (1)
- 14 vs. Tennessee, Jan. 10, 2004
- 15 vs. Oakland, Jan. 19, 2002
- at Miami, Jan. 12, 1986 (2)

1963 AFL CHAMPIONSHIP GAME

1963 AFL CHAMPIONSHIP GAME • SAN DIEGO 51, BOSTON 10 • Balboa Stadium

January 5, 1964 • Weather: 71 degrees; wind NW 11 mph • Attendance - 30,127

	1	2	3	4	OT	F
Boston Patriots	7	3	0	0	--	10
San Diego	21	10	7	13	--	51

TEAM	Q	PLAY	SCORE	
			Visitor	Home
SD	1	T. Rote 2 yd run (G. Blair kick)	0	7
SD	1	K. Lincoln 67 yd run (G. Blair kick)	0	14
BOS	1	L. Garron 7 yd run (G. Cappelletti kick)	7	14
SD	1	P. Lowe 58 yd run (G. Blair kick)	7	21
SD	2	G. Blair 11 yd field goal	7	24
BOS	2	G. Cappelletti 15 yd field goal	10	24
SD	2	D. Norton 14 yd pass from T. Rote (G. Blair kick)	10	31
SD	3	L. Alworth 48 yd pass from T. Rote (G. Blair kick)	10	38
SD	4	K. Lincoln 25 yd pass from J. Hadl (pass failed)	10	44
SD	4	J. Hadl 1 yd run (G. Blair kick)	10	51

FINAL INDIVIDUAL STATISTICS

RUSHING	NO	YDS	AVG	LG	TD	RUSHING	NO	YDS	AVG	LG	TD
H. Crump	7	18	2.6	6	0	K. Lincoln	13	206	15.8	67t	1
L. Garron	3	15	5.0	7t	1	P. Lowe	12	94	7.8	58t	1
B. Lott	3	15	5.0	6	0	T. Rote	4	15	3.8	10	1
T. Yewcic	1	14	14.0	14	0	G. McDougall	1	2	2.0	2	0
V. Parilli	1	10	10.0	10	0	J. Hadl	1	1	1.0	1t	1
R. Burton	1	3	3.0	3	0	B. Jackson	1	0	0.0	0	0
Patriots:	16	75	4.7	14	1	Chargers:	32	318	9.9	6	4

RECEIVING	NO	YDS	AVG	LG	TD	RECEIVING	NO	YDS	AVG	LG	TD
R. Burton	4	12	3.0	8	0	K. Lincoln	7	123	17.6	32	1
J. Colclough	3	26	8.7	10	0	L. Alworth	4	77	19.3	48	1
G. Cappelletti	2	72	36.0	49	0	J. MacKinnon	2	53	26.5	33	0
A. Graham	2	68	34.0	45	0	D. Norton	2	44	22.0	30	1
H. Crump	2	28	14.0	28	0	G. Kocourek	1	5	5.0	5	0
B. Lott	2	16	8.0	11	0	D. McDougall	1	4	4.0	4	0
L. Garron	2	6	3.0	5	0	Chargers:	17	306	18.0	48	3
Patriots:	17	222	13.1	49	0						

INTERCEPTIONS	NO	YDS	AVG	LG	TD	INTERCEPTIONS	NO	YDS	AVG	LG	TD
None						B. Mittinger	1	5	5.0	5	0
						P. Maguire	1	10	10.0	10	0
						Chargers:	2	15	7.5	10	0

PUNT RETURN	NO	YDS	AVG	LG	TD	PUNT RETURN	NO	YDS	AVG	LG	TD
None						None					

KICKOFF RET.	NO	YDS	AVG	LG	TD	KICKOFF RET.	NO	YDS	AVG	LG	TD
L. Garron	2	32	16.0	17	0	L. Alworth	2	47	23.5	28	0
H. Crump	2	31	15.5	22	0	P. Lowe	1	23	23.0	23	0
R. Burton	2	27	13.5	18	0	Chargers:	0	0	18.0	62	0
B. Suci	1	18	18.0	18	0						
T. Romeo	1	9	9.0	9	0						
B. Yates	1	5	5.0	5	0						
Patriots:	9	122	13.6	23	0						

PASSING	A	C	YDS	PCT.	TD	I	LG	S/YD	RATING
B. Parilli	29	14	189	48.2	0	1	45	0/0	55.1
T. Yewcic	8	3	39	37.5	0	1	23	0/0	14.1
Chargers:	37	17	228	45.9	0	2	45	0/0	43.5

PASSING	A	C	YDS	PCT.	TD	I	LG	S/YD	RATING
T. Rote	15	10	173	66.6	2	0	48	0/0	145.3
J. Hadl	10	6	112	60.0	1	0	33	0/0	132.1
K. Lincoln	1	1	20	100.0	0	0	20	0/0	118.8
San Diego:	25	16	305	64.0	3	0	48	0/0	145.8

TEAM STATISTICS	BOS	SD
TOTAL FIRST DOWNS	14	21
By Rushing	6	11
By Passing	8	9
By Penalty	0	1
TOTAL NET YARDS	262	610
Total Offensive Plays	59	60
NET YARDS RUSHING	75	318
Total Rushing Plays	16	32
Avg. per Rush	4.7	9.9
NET YARDS PASSING	186	292
Gross Yards Passing	228	305
Att.-Comp.-I	37-17-2	26-17-0
Completion Pct.	45.9	65.4
PUNTS/AVERAGE	7/47	2/44
PENALTIES/YARDS	1/18	6/30
FUMBLES/BALLS LOST	1/0	1/1
FIELD GOALS	15	11

BOSTON PATRIOTS STARTING LINEUP

WR G. Cappelletti	DE B. Dee
T D. Oakes	DT H. Antwine
G C. Long	DT J. Richardson
C W. Cudzik	DE L. Eisenhauer
G B. Neighbors	LB T. Addison
T M. Graham	LB N. Buoniconti
TE T. Romeo	LB J. Rudolph
WR J. Colclough	CB D. Felt
QB V. Parilli	CB B. Suci
RB R. Burton	S R. Hall
FB L. Garron	S R. O'Hanley

SAN DIEGO CHARGERS STARTING LINEUP

WR D. Norton	DE E. Faison
T E. Wright	DT H. Schmidt
G S. DeLuca	DT G. Gross
C D. Rogers	DE B. Patrich
G P. Shea	LB E. Karas
T R. Mix	LB C. Allen
TE D. Kocourck	LB P. Maguire
WR L. Alworth	CB B. Whitehead
QB T. Rote	CB D. Harris
RB K. Lincoln	S G. Blair
FB P. Lowe	S G. Glick

GAME NOTES

- This was the first of seven championship games involving the Patriots. (also Super Bowls XX, XXXI, XXXVI, XXXVIII, XXXIX and XLII)
- The 610 yards yielded by the Patriots defense still ranks as the highest total ever given up by the Patriots.
- The Patriots committed only one penalty versus the Chargers. It is the lowest single game total in team playoff history (tied with Dec. 28, 1985 at N.Y. Jets).

SUPER BOWL XX

SUPER BOWL XX • CHICAGO 46, NEW ENGLAND 10 • Superdome

January 26, 1986 • Weather: Indoors • Attendance - 73,818

	1	2	3	4	OT	F
Chicago Bears	13	10	21	2	--	46
New England Patriots	3	0	0	7	--	10

		SCORE	
TEAM	Q	PLAY	Visitor Home
NE	1	T. Franklin 36 yd field goal	0 3
CHI	1	K. Butler 28 yd field goal	3 3
CHI	1	K. Butler 24 yd field goal	6 3
CHI	1	M. Suhey 11 yd run (K. Butler kick)	13 3
CHI	2	J. McMahon 2 yd run (K. Butler kick)	20 3
CHI	2	K. Butler 24 yd field goal	23 3
CHI	3	J. McMahon 1 yd run (K. Butler kick)	30 3
CHI	3	R. Phillips 28 yd interception return (K. Butler kick)	37 3
CHI	3	W. Perry 1 yd run (K. Butler kick)	44 3
NE	4	I. Fryar 8 yd pass from S. Grogan (T. Franklin kick)	44 10
CHI	4	Safety, S. Grogan tackled by H. Waechter in end zone	46 10

FINAL INDIVIDUAL STATISTICS

RUSHING						RUSHING					
	NO	YDS	AVG	LG	TD		NO	YDS	AVG	LG	TD
T. Collins	3	4	1.3	3	0	W. Payton	22	61	2.8	7	0
R. Weathers	1	3	3.0	3	0	M. Suhey	11	52	4.7	11	1
S. Grogan	1	3	3.0	3	0	T. Sanders	4	15	3.8	10	0
C. James	5	1	0.2	3	0	D. Gentry	3	15	5.0	8	0
G. Hawthorne	1	-4	-4.0	-4	0	J. McMahon	5	14	2.8	7	2
Patriots:	11	7	0.6	3	0	C. Thomas	2	8	4.0	7	0
						W. Perry	1	1	1.0	1	1
						S. Fuller	1	1	1.0	1	0
						Bears:	49	167	3.4	11	4

RECEIVING						RECEIVING					
	NO	YDS	AVG	LG	TD		NO	YDS	AVG	LG	TD
S. Morgan	7	70	10.0	19	0	W. Gault	4	129	32.3	60	0
S. Starring	2	39	19.5	24	0	D. Gentry	2	41	20.5	27	0
I. Fryar	2	24	12.0	16	1	K. Margerum	2	36	18.0	29	0
T. Collins	2	19	9.5	11	0	E. Moorehead	2	22	11.0	14	0
D. Ramsey	2	16	8.0	11	0	M. Suhey	1	24	24.0	24	0
C. James	1	6	6.0	6	0	C. Thomas	1	4	4.0	4	0
R. Weathers	1	3	3.0	3	0	Bears:	12	256	21.3	60	0
Patriots:	17	177	10.4	24	1						

INTERCEPTIONS						INTERCEPTIONS					
	NO	YDS	AVG	LG	TD		NO	YDS	AVG	LG	TD
None						R. Phillips	1	28	28.0	28	1
						J. Morrissey	1	47	47.0	47	0
						Bears:	2	75	37.5	47	1

PUNTING						PUNTING					
	NO	YDS	AVG	In20	LG		NO	YDS	AVG	In20	LG
R. Camarillo	6	263	43.8	1	62	M. Buford	4	173	43.3	1	52

PUNT RETURN						PUNT RETURN					
	NO	FC	YDS	AVG	LG TD		NO	FC	YDS	AVG	LG TD
I. Fryar	2	0	22	11.0	12 0	K. Ortego	2	1	20	10.0	12 0
Patriots:	2	0	22	11.0	12 0	Bears:	2	1	20	10.0	12 0

KICKOFF RET.						KICKOFF RET.					
	NO	YDS	AVG	LG	TD		NO	YDS	AVG	LG	TD
S. Starring	7	153	21.9	36	0	W. Gault	4	49	12.3	18	0
Patriots:	7	153	21.9	36	0	Bears:	4	49	12.3	18	0

PASSING										
	A	C	YDS	PCT.	TD	I	LG	S/YD	RATING	
S. Grogan	30	17	177	56.7	1	2	24	4/33	57.2	
T. Eason	6	0	0	0.0	0	0	0	3/28	39.6	
Patriots:	36	17	177	47.2	1	2	24	7/61	48.0	

PASSING										
	A	C	YDS	PCT.	TD	I	LG	S/YD	RATING	
J. McMahon	20	12	256	60.0	0	0	60	1/3	104.2	
W. Fuller	4	0	0	0.0	0	0	0	1/11	39.6	
W. Perry	0	0	0	0.0	0	0	0	1/1	--	
Bears:	24	12	256	50.0	0	0	60	3/15	88.2	

TEAM STATISTICS		NE	CHI
TOTAL FIRST DOWNS		12	23
By Rushing		1	13
By Passing		10	9
By Penalty		1	1
Third Down: Md/Att.		1/10	7/14
Third Down: Eff.		10%	50%
TOTAL NET YARDS		123	408
Total Offensive Plays		54	76
Average Per Play		2.3	5.4
NET YARDS RUSHING		7	167
Total Rushing Plays		11	49
Avg. per Rush		0.6	3.4
NET YARDS PASSING		116	241
Sacked/Yards Lost		7/61	3/15
Gross Yards Passing		177	256
Att.-Comp.-I		36-17-2	24-12-0
Completion Pct.		47.2	50.0
PUNTS/AVERAGE		6/43.8	4/43.3
PENALTIES/YARDS		5/35	7/40
FUMBLES/BALLS LOST		4/4	3/2
FIELD GOALS		3/6	28.24.24

NE PATRIOTS STARTING LINEUP

WR	S. Morgan	DE	G. Veris
T	B. Holloway	NT	L. Williams
G	J. Hannah	DE	J. Adams
C	P. Brock	LB	A. Tippet
G	R. Wooten	LB	S. Nelson
T	S. Moore	LB	L. McGrew
TE	L. Dawson	LB	D. Blackmon
WR	S. Starring	CB	R. Lippett
QB	T. Eason	CB	R. Clayborn
RB	T. Collins	S	R. James
FB	C. James	S	F. Marion

CHICAGO BEARS STARTING LINEUP

WR	W. Gault	DE	D. Hampton
T	J. Covert	DL	S. McMichael
G	M. Bortz	DL	W. Perry
C	J. Hilgenberg	DE	R. Dent
G	T. Thayer	LB	O. Wilson
T	K. VanHorne	LB	M. Singletary
TE	E. Moorehead	LB	W. Marshall
WR	D. McKinnon	CB	M. Richardson
QB	J. McMahon	CB	L. Frazier
RB	W. Payton	S	D. Duerson
FB	M. Suhey	S	G. Fencik

GAME NOTES

- This game marked the Patriots' first trip to the Super Bowl and the team's first title game appearance in 22 years.
- New England scored the quickest points in Super Bowl history when K Tony Franklin booted a 36-yard field goal 1:19 into the contest.

SUPER BOWL XXXI

SUPER BOWL XXXI • GREEN BAY 35, NEW ENGLAND 21 • Superdome

January 26, 1997 • Weather: Indoors • Attendance - 72,301

	1	2	3	4	OT	F
New England Patriots	14	0	7	0	--	21
Green Bay Packers	10	17	8	0	--	35

TEAM	Q	PLAY	SCORE	
			Visitor	Home
GB	1	A. Rison 54 yd pass from B. Favre (C. Jacke kick)	0	7
GB	1	C. Jacke 37 yd field goal	0	10
NE	1	K. Byars 1 yd pass from D. Bledsoe (A. Vinatieri kick)	7	10
NE	1	B. Coates 4 yd pass from D. Bledsoe (A. Vinatieri kick)	14	10
GB	2	A. Freeman 81 yd pass from B. Favre (C. Jacke kick)	14	17
GB	2	C. Jacke 31 yd field goal	14	20
GB	2	B. Favre 2 yd run (C. Jacke kick)	14	27
NE	3	C. Martin 18 yd run (A. Vinatieri kick)	21	27
GB	3	D. Howard 99 yd kickoff return (M. Chmura-B. Favre pass)	21	35

FINAL INDIVIDUAL STATISTICS

RUSHING	NO	YDS	AVG	LG	TD	RUSHING	NO	YDS	AVG	LG	TD
C. Martin	11	42	3.8	18t	1	D. Levens	14	61	4.4	12	0
D. Bledsoe	1	1	1.0	1	0	E. Bennett	17	40	2.4	10	0
D. Meggett	1	0	0	0	0	B. Favre	4	12	3.0	12	1
Patriots:	13	43	3.3	18t	1	W. Henderson	1	2	2.0	2	0
						Packers:	36	115	3.2	12	1

RECEIVING	NO	YDS	AVG	LG	TD	RECEIVING	NO	YDS	AVG	LG	TD
B. Coates	6	67	11.2	19	1	A. Freeman	3	105	35.0	81t	1
T. Glenn	4	62	15.5	44	0	D. Levens	3	23	7.7	14	0
K. Byars	4	42	10.5	32	1	A. Rison	2	77	38.5	54t	1
S. Jefferson	3	34	11.3	14	0	W. Henderson	2	14	7.0	8	0
C. Martin	3	28	9.3	20	0	M. Chmura	2	13	6.5	8	0
D. Meggett	3	8	2.7	5	0	K. Jackson	1	10	10.0	10	0
V. Brisby	2	12	6.0	7	0	E. Bennett	1	4	4.0	4	0
Patriots:	25	253	10.1	44	2	Packers:	14	246	17.6	81t	2

INTERCEPTIONS	NO	YDS	AVG	LG	TD	INTERCEPTIONS	NO	YDS	AVG	LG	TD
None						B. Williams	1	16	16.0	16	0
						M. Prior	1	8	8.0	8	0
						D. Evans	1	0	0	0	0
						C. Newsome	1	0	0	0	0
						Packers:	4	24	15.0	16	0

PUNTING	NO	YDS	AVG	In20	LG	PUNTING	NO	YDS	AVG	In20	LG
T. Tupa	8	361	45.1	3	53	C. Hentrich	7	299	42.7	1	58

PUNT RETURN	NO	FC	YDS	AVG	LG	TD	PUNT RETURN	NO	FC	YDS	AVG	LG	TD
D. Meggett	4	2	30	7.5	20	0	D. Howard	6	1	90	15.0	34	0
Patriots:	4	2	30	7.5	20	0	Packers:	6	1	90	15.0	34	0

KICKOFF RET.	NO	YDS	AVG	LG	TD	KICKOFF RET.	NO	YDS	AVG	LG	TD
D. Meggett	5	117	23.4	26	0	D. Howard	4	154	38.5	99t	1
H. Graham	1	18	18.0	18	0	Packers:	4	154	38.5	99t	1
Patriots:	6	135	22.5	26	0						

PASSING	A	C	YDS	PCT.	TD	I	LG	S/YD	RATING
D. Bledsoe	48	25	253	52.1	2	4	44	5/39	46.6
Patriots:	48	25	253	52.1	2	4	44	5/39	46.6

PASSING	A	C	YDS	PCT.	TD	I	LG	S/YD	RATING
B. Favre	27	14	246	51.9	2	0	81t	5/38	107.9
Packers:	27	14	246	51.9	2	0	81t	5/38	107.9

TEAM STATISTICS	NE	GB
TOTAL FIRST DOWNS	16	16
By Rushing	3	8
By Passing	12	6
By Penalty	1	2
Third Down: Md/Att.	4/14	3/15
Third Down: Eff.	29%	20%
TOTAL NET YARDS	257	323
Total Offensive Plays	66	68
Avg. per Play	3.9	4.8
NET YARDS RUSHING	43	115
Total Rushing Plays	13	36
Avg. per Rush	3.3	3.2
NET YARDS PASSING	214	208
Sacked/Yards Lost	5/39	5/38
Gross Yards Passing	253	246
Att.-Comp.-Int	48-25-4	27-14-0
Completion Pct.	52.1	51.9
PUNTS/AVERAGE	8/45.1	7/42.7
PENALTIES/YARDS	2/22	3/41
FUMBLES/BALLS LOST	0/0	0/0
FIELD GOALS	None	37,3147

NE PATRIOTS STARTING LINEUP

WR S. Jefferson	DE F. Collins
T B. Armstrong	DL M. Wheeler
G W. Roberts	DL P. Sagapolutele
C D. Wohlabaugh	DE W. McGinest
G T. Rucci	LB C. Slade
T M. Lane	LB T. Johnson
TE B. Coates	LB T. Collins
WR T. Glenn	CB T. Law
QB D. Bledsoe	CB Q. Smith
RB C. Martin	S L. Milloy
FB K. Byars	S W. Clay

GREEN BAY PACKERS STARTING LINEUP

WR A. Freeman	LE R. White
T B. Wilkerson	DT S. Dotson
G A. Taylor	NT Gi. Brown
C F. Winters	DE S. Jones
G A. Timmerman	LB W. Simmons
T E. Dotson	LB R. Cox
TE M. Chmura	LB B. Williams
WR A. Rison	CB C. Newsome
QB B. Favre	CB D. Evans
RB E. Bennett	S L. Butler
RB W. Henderson	S E. Robinson

GAME NOTES

- The Patriots were within six points (27-21) in the third quarter, but Green Bay's four interceptions and a kickoff return for a touchdown helped the Packers to victory.
- The two teams combined for a Super Bowl record 24 points in the first quarter. (New England - 14; Green Bay - 10)
- Green Bay's Desmond Howard became the first special teams player to be awarded the Super Bowl MVP trophy.

SUPER BOWL XXXVI

SUPER BOWL XXXVI • NEW ENGLAND 20, ST. LOUIS 17 • Superdome

February 3, 2002 • Weather: Indoors • Attendance - 72,922

	1	2	3	4	OT	F
St. Louis Rams	3	0	0	14	--	17
New England Patriots	0	14	3	3	--	20

TEAM	Q	PLAY	SCORE	
			Visitor	Home
STL	1	J. Wilkins 50 yd field goal	3	0
NE	2	T. Law 47 yd interception return (A. Vinatieri kick)	3	7
NE	2	D. Patten 8 yd pass from T. Brady (A. Vinatieri kick)	3	14
NE	3	A. Vinatieri 37 yd field goal	3	17
STL	4	K. Warner 26 yd pass from J. Wilkins kick)	10	17
STL	4	R. Proehl 26 yd pass from K. Warner (J. Wilkins kick)	17	17
NE	4	A. Vinatieri 48 yd field goal	17	20

FINAL INDIVIDUAL STATISTICS

RUSHING	NO	YDS	AVG	LG	TD	RUSHING	NO	YDS	AVG	LG	TD
M. Faulk	17	76	4.5	15	0	A. Smith	18	92	5.1	17	0
K. Warner	3	6	2.0	5	1	D. Patten	1	22	22.0	22	0
A. Hakim	1	5	5.0	5	0	K. Faulk	2	15	7.5	8	0
J. Hodgins	1	3	3.0	3	0	M. Edwards	2	5	2.5	3	0
Rams:	22	90	4.1	15	1	T. Brady	1	3	3.0	3	0
						J. Redmond	1	-4	-4.0	-4	0
						Patriots:	25	133	5.3	22	0

RECEIVING	NO	YDS	AVG	LG	TD	RECEIVING	NO	YDS	AVG	LG	TD
A. Hakim	5	90	18.0	29	0	T. Brown	6	89	14.8	23	0
I. Bruce	5	56	11.2	22	0	J. Redmond	3	24	8.0	11	0
T. Holt	5	49	9.8	18	0	J. Wiggins	2	14	7.0	8	0
M. Faulk	4	54	13.5	22	0	M. Edwards	2	7	3.5	5	0
R. Proehl	3	71	23.7	30	1	D. Patten	1	8	8.0	8t	1
J. Robinson	2	18	9.0	12	0	A. Smith	1	4	4.0	4	0
E. Conwell	2	8	4.0	9	0	K. Faulk	1	-1	-1.0	-1	0
Y. Murphy	1	11	11.0	11	0	Patriots:	16	145	9.1	23	1
J. Hodgins	1	8	8.0	8	0						
Rams:	28	365	13.0	30	1						

INTERCEPTIONS	NO	YDS	AVG	LG	TD	INTERCEPTIONS	NO	YDS	AVG	LG	TD
None						T. Law	1	47	47.0	47t	1
						O. Smith	1	30	30.0	0	0

PUNTING	NO	YDS	AVG	IN20	LG	PUNTING	NO	YDS	AVG	IN20	LG
J. Baker	4	159	39.8	3	49	K. Walter	8	345	43.1	4	53

PUNT RETURN						NO	FCYDS	AVG	LG	TD	PUNT RETURN						NO	FCYDS	AVG	LG	TD		
D. Bly						3	2	6	2.0	7	0	T. Brown						1	1	4	4.0	4	0

KICKOFF RET.	NO	YDS	AVG	LG	TD	KICKOFF RET.	NO	YDS	AVG	LG	TD
Y. Murphy	3	81	27.0	38	0	P. Pass	3	85	28.3	35	0
M. Faulk	1	1	1.0	1	0	T. Brown	1	15	15.0	15	0
Rams:	4	82	20.5	38	0	Patriots:	4	100	25.0	35	0

PASSING	A	C	YDS	PCT	TD	I	LG	S/YD	RATING
K. Warner	44	28	365	63.6	1	2	30	3/28	78.3
Rams:	44	28	365	63.6	1	2	30	3/28	78.3

PASSING	A	C	YDS	PCT	TD	I	LG	S/YD	RATING
T. Brady	27	16	145	59.3	1	0	23	1/7	86.2
K. Faulk	0	0	0	0.0	0	0	0	1/4	--
Patriots:	27	16	145	59.3	1	0	23	2/11	86.2

TEAM STATISTICS	STL	NE
TOTAL FIRST DOWNS	26	15
By Rushing	7	6
By Passing	16	8
By Penalty	3	1
Third Down: Md/Att.	5/13	2/11
Third Down: Eff.	38%	18%
TOTAL NET YARDS	427	267
Total Offensive Plays	69	54
Avg. per Play	6.2	4.9
NET YARDS RUSHING	90	133
Total Rushing Plays	22	25
Avg. per Rush	4.1	5.3
NET YARDS PASSING	337	134
Sacked/Yards Lost	3/28	2/11
Gross Yards Passing	365	145
Att.-Comp.-Int	44-28-2	27-16-0
Completion Pct.	63.6	59.3
PUNTS/AVERAGE	4/39.8	8/43.1
PENALTIES/YARDS	6/39	5/31
FUMBLES/BALLS LOST	2/1	0/0
FIELD GOALS	50, 52	37, 48

NE PATRIOTS STARTING LINEUP

WR T. Brown	LE B. Hamilton
LT M. Light	DT B. Mitchell
LG M. Compton	DT R. Seymour
C D. Woody	RE A. Pleasant
RG J. Andruzzi	LLB M. Vrabel
RT G. Robinson-Randall	MLB T. Bruschi
TE J. Wiggins	RLB R. Phifer
WR D. Patten	LCB T. Law
QB T. Brady	RCB O. Smith
FB M. Edwards	SS L. Milloy
RB A. Smith	FS T. Jones

ST. LOUIS RAMS STARTING LINEUP

WR T. Holt	LE C. Ahanotu
LT O. Pace	DT B. Young
LG T. Nutton	DT J. Zgonina
C A. McCollum	RE G. Wistrom
RG A. Timmerman	LLB D. Davis
RT R. Jones	MLB L. Fletcher
TE E. Conwell	RLB T. Polley
WR I. Bruce	LCB A. Williams
QB K. Warner	RCB D. McCleon
FB J. Hodgins	SS A. Archuleta
RB M. Faulk	FS K. Herring

GAME NOTES

- The Patriots won the first Super Bowl in their 42-year history with their 20-17 win over the Rams.
- Patriots kicker Adam Vinatieri kicked the first last second, game-winning field goal in Super Bowl history as his 48-yard kick sailed through the goalposts as time expired.
- The Patriots defense forced three St. Louis turnovers and converted them into two touchdowns and a field goal.

SUPER BOWL XXXVIII

SUPER BOWL XXXVIII • NEW ENGLAND 32, CAROLINA 29 • Reliant Stadium

February 1, 2004 • Weather: Indoors • Attendance - 71,525

	1	2	3	4	OT	F
Carolina Panthers	0	10	0	19	--	29
New England Patriots	0	14	0	18	--	32

TEAM	Q	PLAY	SCORE
			Visitor Home
NE	2	D. Branch 5 yd pass from T. Brady (A. Vinatieri kick)	0 7
CAR	2	S. Smith 39 yd pass from J. Delhomme (J. Kasay kick)	7 7
NE	2	D. Givens 5 yd pass from T. Brady (A. Vinatieri kick)	7 14
CAR	2	J. Kasay 50 yd field goal	10 14
NE	4	A. Smith 2 yd run (A. Vinatieri kick)	10 21
CAR	4	D. Foster 33 yd run (pass failed)	16 21
CAR	4	M. Muhammad 85 yd pass from J. Delhomme (pass failed)	22 21
NE	4	M. Vrabel 1 yd pass from T. Brady (K. Faulk run)	22 29
CAR	4	R. Proehl 12 yd pass from J. Delhomme (J. Kasay kick)	29 29
NE	4	A. Vinatieri 41 yd field goal	29 32

FINAL INDIVIDUAL STATISTICS

RUSHING	NO	YDS	AVG	LG	TD	RUSHING	NO	YDS	AVG	LG	TD		
S. Davis	13	49	3.8	21	0	A. Smith	26	83	3.2	9	1		
D. Foster	3	43	14.3	33	1	K. Faulk	6	42	7	23	0		
Panthers:	16	92	5.8	33	1	T. Brady	2	12	6	12	0		
						T. Brown	1	-10	-10	-10	0		
						Patriots:	35	127	3.6	23	1		
RECEIVING	NO	YDS	AVG	LG	TD	RECEIVING	NO	YDS	AVG	LG	TD		
M. Muhammad	4	140	35	85	1	D. Branch	10	143	14.3	52	1		
S. Smith	4	80	20	39	1	T. Brown	8	76	9.5	13	0		
R. Proehl	4	71	17.8	31	1	D. Givens	5	69	13.8	25	1		
J. Wiggins	2	21	10.5	15	0	D. Graham	4	46	11.5	33	0		
D. Foster	1	9	9	9	0	K. Faulk	4	19	4.8	7	0		
K. Mangum	1	2	2	2	0	M. Vrabel	1	1	1	1	1		
Panthers:	16	323	20.2	85	3	Patriots:	32	354	11.1	52	3		
INTERCEPTIONS	NO	YDS	AVG	LG	TD	INTERCEPTIONS	NO	YDS	AVG	LG	TD		
R. Howard	1	12	12	12	0	None							
PUNTING	NO	YDS	AVG	TB	IN20	LG	PUNTING	NO	YDS	AVG	TB	IN20	LG
T. Sauerbrun	7	310	44.3	0	1	51	K. Walter	5	173	34.6	0	2	51
PUNT RET.	NO	FC	YDS	AVG	LG	TD	PUNT RET.	NO	FC	YDS	AVG	LG	TD
S. Smith	1	1	2	2	2	0	T. Brown	4	1	40	10	28	0
							D. Branch	1	1	2	2	2	0
Panthers:	6	116	19.3	30	0		Patriots:	5	2	42	8.4	28	0
KICKOFF RET.	NO	YDS	AVG	LG	TD	KICKOFF RET.	NO	YDS	AVG	LG	TD		
R. Smart	4	74	18.5	22	0	B. Johnson	4	78	19.5	29	0		
S. Smith	1	30	30	30	0								
K. Mangum	1	12	12	12	0								
Panthers:	6	116	19.3	30	0								

PASSING	A	C	YDS	PCT	TD	I	LG	S/YD	RATING
J. Delhomme	33	16	323	48.5	3	0	85	4/28	113.6
Panthers:	33	16	323	48.5	3	0	85	4/28	113.6
PASSING	A	C	YDS	PCT	TD	I	LG	S/YD	RATING
T. Brady	48	32	354	66.7	3	1	52	0/0	100.5
Patriots:	48	32	354	66.7	3	1	52	0/0	100.5

TEAM STATISTICS	CAR	NE
TOTAL FIRST DOWNS	17	29
By Rushing	3	7
By Passing	12	19
By Penalty	2	3
Third Down: Md/Att.	4/12	8/17
Third Down: Eff.	33%	47%
TOTAL NET YARDS	387	481
Total Offensive Plays	53	83
Avg. per Play	7.3	5.8
NET YARDS RUSHING	92	127
Total Rushing Plays	16	35
Avg. Per Rush	5.8	3.6
NET YARDS PASSING	295	354
Sacked/Yards Lost	4/28	0/0
Gross Yards Passing	323	354
Att.-Comp.-Int	33-16-0	48-32-1
Completion Pct.	48.5	66.7
PUNTS/AVERAGE	7/44.3	5/34.6
PENALTIES/YARDS	12/73	8/60
FUMBLES/BALLS LOST	1/1	1/0
FIELD GOALS	5/0	31,36,41

NE PATRIOTS STARTING LINEUP

WR D. Branch	LE B. Hamilton
LT M. Light	NT T. Washington
LG R. Hockstein	RE R. Seymour
C D. Koppen	OLB W. McGinest
RG J. Andruzzi	ILB T. Bruschi
RT T. Ashworth	ILB R. Phifer
TE D. Graham	OLB M. Vrabel
WR T. Brown	LCB T. Law
QB T. Brady	RCB T. Poole
RB A. Smith	S E. Wilson
FB L. Centers	S R. Harrison

CAROLINA PANTHERS STARTING LINEUP

WR M. Muhammad	LDE J. Peppers
LT T. Steussie	LDT B. Buckner
LG J. James	RDT K. Jenkins
C J. Mitchell	RDE M. Rucker
RG K. Donnalley	SLB G. Favors
RT J. Gross	MLB D. Morgan
TE J. Wiggins	WLB W. Witherspoon
WR S. Smith	LCB R. Manning
QB J. Delhomme	RCB R. Howard
FB B. Hoover	SS M. Minter
RB S. Davis	FS D. Grant

GAME NOTES

- The Patriots won the Super Bowl for the second time in three seasons with a thrilling 32-29 win over the Panthers.
- Adam Vinatieri nailed a 41-yard field goal with four seconds left to give the Patriots the last-second victory.
- Deion Branch's 10 receptions were the second most in Super Bowl history, and MVP Tom Brady's 32 completions set a Super Bowl record.

SUPER BOWL XXXIX

SUPER BOWL XXXIX • NEW ENGLAND 24, PHILADELPHIA 21 • Aflac Stadium

February 6, 2005 • 59 degrees; Clear; Wind N 12 mph • Attendance - 78,125

	1	2	3	4	OT	F
New England Patriots	0	7	7	10	--	24
Philadelphia Eagles	0	7	7	7	--	21

TEAM	Q	PLAY	SCORE	
			Visitor	Home
PHI	2	L. Smith 6 yd pass from D. McNabb (D. Akers kick)	0	7
NE	2	D. Givens 4 yd pass from T. Brady (A. Vinatieri kick)	7	7
NE	3	M. Vrabel 2 yd pass from T. Brady (A. Vinatieri kick)	14	7
PHI	3	B. Westbrook 10 yd pass from D. McNabb (D. Akers)	14	14
NE	4	C. Dillon 2 yd run (A. Vinatieri kick)	21	14
NE	4	A. Vinatieri 22 yd field goal	24	14
PHI	4	G. Lewis 30 yd pass from D. McNabb (D. Akers kick)	24	21

FINAL INDIVIDUAL STATISTICS

RUSHING	NO	YDS	AVG	LG	TD	RUSHING	NO	YDS	AVG	LG	TD
C. Dillon	18	75	4.2	25	1	B. Westbrook	15	44	2.9	22	0
K. Faulk	8	38	4.8	12	0	D. Levens	1	1	1.0	1	0
P. Pass	1	0	0.0	0	0	D. McNabb	1	0	0.0	0	0
T. Brady	1	-1	-1.0	-1	0	Eagles:	17	45	2.6	22	0
Patriots:	28	112	4.0	25	1						

RECEIVING	NO	YDS	AVG	LG	TD	RECEIVING	NO	YDS	AVG	LG	TD
D. Branch	11	133	12.1	27	0	T. Owens	9	122	13.6	36	0
C. Dillon	3	31	10.3	16	0	B. Westbrook	7	60	8.6	15	1
D. Givens	3	19	6.3	13	1	T. Pinkston	4	82	20.5	40	0
K. Faulk	2	27	13.5	14	0	G. Lewis	4	53	13.3	30t	1
T. Brown	2	17	8.5	12	0	L. Smith	4	27	6.8	9	1
D. Graham	1	7	7.0	7	0	F. Mitchell	1	11	11.0	11	0
M. Vrabel	1	2	2.0	2t	1	J. Parry	1	2	2.0	2	0
Patriots:	23	236	10.3	27	2	Eagles:	30	357	11.9	40	3

INTERCEPTIONS	NO	YDS	AVG	LG	TD	INTERCEPTIONS	NO	YDS	AVG	LG	TD
R. Harrison	2	5	2.5	6	0	None					
T. Bruschi	1	0	0.0	0	0						
Patriots:	3	5	1.7	6	0						

PUNTING	NO	YDS	AVG	TB	IN20	LG	PUNTING	NO	YDS	AVG	TB	IN20	LG
J. Miller	7	316	45.1	0	3	50	D. Johnson	5	214	42.8	0	1	52

PUNT RET.	NO	FC	YDS	AVG	LG	TD	PUNT RET.	NO	FC	YDS	AVG	LG	TD
T. Brown	3	1	12	4.0	8	0	B. Westbrook	3	0	19	6.3	10	0
B. Johnson	1	0	14	14.0	14	0	L. Sheppard	0	2	0	0.0	0	0
Patriots:	4	1	26	6.5	14	0	Eagles:	3	2	19	6.3	10	0

KICKOFF RET.	NO	YDS	AVG	LG	TD	KICKOFF RET.	NO	YDS	AVG	LG	TD
B. Johnson	2	44	22.0	26	0	J. Reed	4	82	20.5	26	0
P. Pass	1	17	17.0	17	0	R. Hood	1	32	32.0	32	0
Patriots:	3	61	20.3	26	0	Eagles:	5	114	22.8	32	0

PASSING	A	C	YDS	PCT	TD	I	LG	S/YD	RATING
T. Brady	33	23	236	69.7	2	0	27	2/17	110.2
Patriots:	33	23	236	69.7	2	0	27	2/17	110.2

PASSING	A	C	YDS	PCT	TD	I	LG	S/YD	RATING
D. McNabb	51	30	357	58.8	3	3	40	4/33	75.4
Eagles:	51	30	357	58.8	3	3	40	4/33	75.4

TEAM STATISTICS	NE	PHI
TOTAL FIRST DOWNS	21	24
By Rushing	6	4
By Passing	14	18
By Penalty	1	2
Third Down: Md/Att.	4/12	9/16
Third Down: Eff.	33%	56%
TOTAL NET YARDS	331	369
Total Offensive Plays	63	72
Avg. per Play	5.3	5.1
NET YARDS RUSHING	112	45
Total Rushing Plays	28	17
Avg. Per Rush	4.0	2.6
NET YARDS PASSING	219	324
Sacked/Yards Lost	2/17	4/33
Gross Yards Passing	236	357
Att.-Comp.-Int	33-23-0	51-30-3
Completion Pct.	69.7	58.8
PUNTS/AVERAGE	7/45.1	5/42.8
PENALTIES/YARDS	7/47	3/35
FUMBLES/BALLS LOST	1/1	2/1
FIELD GOALS	22	

NE PATRIOTS STARTING LINEUP

WR D. Branch	DE J. Green
LT M. Light	NT V. Wilfork
LG J. Andruzzi	OLB R. Colvin
C D. Koppen	OLB W. McGinest
RG S. Neal	ILB T. Bruschi
RT B. Gorin	ILB R. Phifer
TE D. Graham	OLB M. Vrabel
WR D. Givens	LCB R. Gay
QB T. Brady	RCB A. Samuel
RB C. Dillon	FS E. Wilson
FB P. Pass	SS R. Harrison

PHILADELPHIA EAGLES STARTING LINEUP

WR T. Owens	LDE D. Burgess
LT T. Thomas	LDT C. Simon
LG A. Hicks	RDT D. Walker
C H. Fraley	RDE J. Kearse
RG J. Mayberry	SLB D. Jones
RT J. Runyan	MLB J. Trotter
TE L. Smith	WLB K. Adams
WR T. Pinkston	LCB L. Sheppard
QB D. McNabb	RCB S. Brown
FB J. Parry	SS M. Lewis
RB B. Westbrook	FS B. Dawkins

GAME NOTES

- The Patriots joined the Dallas Cowboys as the only NFL teams to win three Super Bowls in a four-year span.
- Deion Branch was named Super Bowl MVP after tying the Super Bowl record with 11 receptions.
- The Patriots defense forced four Eagles turnovers, including Rodney Harrison's game-clinching interception in the final minute.

SUPER BOWL XLII

SUPER BOWL XLII • NEW YORK GIANTS 17, NEW ENGLAND 14 • U. of Phoenix Stadium
February 3, 2008 • Weather: Indoors • Attendance - 71,101

	1	2	3	4	OT	F
New York Giants	3	0	0	14	--	17
New England Patriots	0	7	0	7	--	14

TEAM	Q	PLAY	SCORE	
			Visitor	Home
NYG	1	L.Tynes 32 yd. Field Goal	3	0
NE	2	L.Maroney 1 yd. run (S.Gostkowski kick)	3	7
NYG	4	D.Tyree 5 yd. pass from E.Manning (L.Tynes kick)	10	7
NE	4	R.Moss 6 yd. pass from T.Brady (S.Gostkowski kick)	10	14
NYG	4	P.Burruss 13 yd. pass from E.Manning (L.Tynes kick)	17	14

FINAL INDIVIDUAL STATISTICS

RUSHING	NO	YDS	AVG	LG	TD	RUSHING	NO	YDS	AVG	LG	TD
A. Bradshaw	9	45	5	13	0	L. Maroney	14	36	2.6	9	1
B. Jacobs	14	42	3	7	0	K. Faulk	1	7	7	7	0
E. Manning	3	4	1.3	5	0	H. Evans	1	2	2	2	0
Giants:	26	91	3.5	13	0	Patriots:	16	45	2.8	9	1

RECEIVING	NO	YDS	AVG	LG	TD	RECEIVING	NO	YDS	AVG	LG	TD
A. Toomer	6	84	14	38	0	W. Welker	11	103	9.4	19	0
S. Smith	5	50	10	17	0	K. Faulk	7	52	7.4	14	0
D. Tyree	3	43	14.3	32	1	R. Moss	5	62	12.4	18	1
P. Burruss	2	27	13.5	14	1	D. Stallworth	3	34	11.3	18	0
K. Boss	1	45	45	45	0	L. Maroney	2	12	6	8	0
M. Hedgecock	1	3	3	3	0	K. Brady	1	3	3	3	0
A. Bradshaw	1	3	3	3	0	Patriots:	29	266	9.2	19	1
Giants:	19	255	13.4	45	2						

INTERCEPTIONS	NO	YDS	AVG	LG	TD	INTERCEPTIONS	NO	YDS	AVG	LG	TD
None						E. Hobbs	1	23	23	23	0

						PUNTING	NO	YDS	AVG	TBIN20	LG	
PUNTING	NO	YDS	AVG	TBIN20	LG	C. Hanson	4	175	43.8	1	0	49
J. Feagles	4	156	39	0	2	55						

PUNT RET.	NO	FC	YDS	AVG	LG	TD	PUNT RET.	NO	FC	YDS	AVG	LG	TD
R. McQuarters	3	0	25	8.3	16	0	W. Welker	1	1	15	15	15	0
[TOUCHBACK]	1	0	0	0	0	0	K. Faulk	0	1	0	0	0	0
Giants:	3	25	8.3	0	16	0	[OUT OF BOUNDS]	1	0	0	0	0	0
							Patriots:	1	15	15	2	15	0

KICKOFF RET.	NO	YDS	AVG	LG	TD	KICKOFF RET.	NO	YDS	AVG	LG	TD
D. Hixon	2	39	19.5	25	0	L. Maroney	4	94	23.5	43	0
[OUT OF BOUNDS]	1	0	0	0	0						
Giants:	2	39	19.5	25	0						

PASSING	A	C	YDS	PCT	TD	I	LG	S/YD	RATING
E. Manning	34	19	355	55.9	2	1	45	3/8	87.3
Giants:	34	19	355	55.9	2	1	45	3/8	87.3

PASSING	A	C	YDS	PCT	TD	I	LG	S/YD	RATING
T. Brady	48	29	266	60.4	1	0	19	5/37	82.5
Patriots:	48	29	266	60.4	1	0	19	5/37	82.5

TEAM STATISTICS	NYG	NE
TOTAL FIRST DOWNS	17	22
By Rushing	4	3
By Passing	13	17
By Penalty	0	2
Third Down: Md/Att.	8/16	7/14
Third Down: Eff.	50%	50%
TOTAL NET YARDS	338	274
Total Offensive Plays	63	69
Avg. per Play	5.4	4.0
NET YARDS RUSHING	91	45
Total Rushing Plays	26	16
Avg. Per Rush	3.5	2.8
NET YARDS PASSING	247	229
Sacked/Yards Lost	3/8	5/37
Gross Yards Passing	255	266
Att.-Comp.-Int	34-19-1	48-29-0
Completion Pct.	55.9	60.4
PUNTS/AVERAGE	4/39.0	4/43.8
PENALTIES/YARDS	4/36	5/35
FUMBLES/BALLS LOST	2/0	1/1
FIELD GOALS	32	

NE PATRIOTS STARTING LINEUP

WR	W. Welker	LE	T. Warren
LT	M. Light	NT	V. Wilfork
LG	L. Mankins	RE	R. Seymour
C	D. Koppen	OLB	M. Vrabel
RG	S. Neal	MLB	T. Bruschi
RT	N. Kaczur	OLB	A. Thomas
TE	B. Watson	LCB	A. Samuel
WR	R. Moss	RCB	E. Hobbs
QB	T. Brady	SS	R. Harrison
RB	L. Maroney	FS	J. Sanders
2TE	K. Brady	DB	B. Meriweather

NEW YORK GIANTS STARTING LINEUP

WR	P. Burruss	LDE	M. Strahan
LT	D. Diehl	LDT	B. Cofield
LG	R. Seubert	RDT	F. Robbins
C	S. O'Hara	RDE	O. Umenyiora
RG	C. Snee	SLB	R. Torbor
RT	M. McKenzie	MLB	A. Pierce
TE	K. Boss	WLB	K. Mitchell
WR	A. Toomer	LCB	A. Ross
QB	E. Manning	RCB	C. Webster
RB	B. Jacobs	SS	Ja. Butler
2TE	M. Matthews	FS	G. Wilson

GAME NOTES

- The Patriots entered the game with an unprecedented 18-0 record after completing a perfect regular season.
- New England held a 14-10 lead following Randy Moss's touchdown catch with 2:42 left in the game, but the Giants scored a game-winning touchdown with 35 seconds left.
- Wes Welker tied the Super Bowl record with 11 receptions.

EXTRA POINTS



Robert Kraft and his family are active in the New England community



Long-time broadcast partners Gil Santos and Gino Cappelletti



Patriots cheerleaders entertain fans on and off the field

98.5 THE SPORTS HUB PATRIOTS RADIO NETWORK



Gil Santos



Gino Cappelletti

A new era in Patriots Radio history begins this season, with the move of the game broadcasts to 98.5 FM, Boston's Sports Hub. The transition to Boston's new all-sports radio station insures that Patriots fans will continue to hear every kick, block and tackle in stereo, and without static, in crystal-clear FM quality. Fans all over New England will be able to listen in to any of 36 stations on the Safety Insurance 98.5 The Sports Hub Patriots Radio Network, starting with Patriots Preview three hours before kickoff, and capped off with Patriots Postgame for three hours after the final gun.

When fans tune in for each Patriots game on 98.5 The Sports Hub, they are treated to two world-class teams – the one on the field and the one in the broadcast booth. For 19 consecutive seasons, Gil Santos and Gino Cappelletti have teamed to provide fans with in-depth game analysis and complete play-by-play detail of every Patriots game. This year, they will celebrate their 26th season together.

For most Patriots fans, there has been but one "Voice of the New England Patriots" and it belongs to Gil Santos. For 33 of the last 44 seasons, Santos has articulated the sights, sounds and all the play-by-play action of over 450 games to millions of Patriots fans. Now in his 33rd year as voice of the Patriots, Santos is tied with the Philadelphia Eagles' veteran play-by-play announcer, Merrill Reese, as the two most tenured radio broadcasters in the NFL. Santos began calling games for the Boston Patriots at Fenway Park in 1966. He was the voice of the Patriots for the next 14 seasons (1966-79). He returned to the booth in 1991 and has broadcast every Patriots game since then. The veteran play-by-play broadcaster was also the sports director of WBZ News Radio in Boston, where he earned dozens of

awards and honors for his reporting, sportscasting and play-by-play excellence. He retired from that position after 38 years in 2009.

If Santos is recognized as the "voice" of the New England Patriots, his long-time broadcast partner Gino Cappelletti might simply be the most recognized Patriot in franchise history. Cappelletti, who is entering his 29th season as a broadcast analyst, first joined the team as one of the original Boston Patriots in 1960. Since then, Cappelletti has been affiliated with the team for 42 of the last 49 seasons as a player (11 years), coach (3) and broadcaster (28). It would be hard to find anyone more knowledgeable on the subject of the Patriots than Cappelletti. After an 11-year all-star career (1960-70) as a wide receiver and a kicker, he retired as the AFL's all-time leading scorer with 1,130 points. The Patriots Hall of Famer currently ranks seventh among the Patriots all-time leading receivers entering the 2009 season. Following his playing career, he spent nine seasons (1972-78) in the broadcast booth with Santos before returning to the sidelines for three seasons (1979-81) as the special teams coach on Ron Erhardt's staff. He returned to the broadcast booth in 1988 and was reunited with Santos in 1991. Together, the two have developed an on-air rapport that is unrivaled in the NFL, to the delight of Patriots fans everywhere.

Coverage on 98.5 The Sports Hub and its 36-station network begins three hours before each game with Patriots Preview, and concludes with a three-hour Patriots Postgame call-in wrapup show. Gary Tanguay returns for his 6th season as host, joined once again by former Patriots quarterback Scott Zolak and Mad Dog Radio host Andy Gresh, bringing Pats fans an exciting, informative and unpredictable football experience.

98.5 THE SPORTS HUB PATRIOTS RADIO NETWORK

FLAGSHIP STATION

WBZ-FM	Boston	98.5 FM
Massachusetts		
WBZ-FM	Boston	98.5 FM
WAQY	Springfield	102.1 FM
WBEC	Pittsfield	1420 AM
WPKZ	Fitchburg	1280 AM
WNAW	North Adams	1230 AM
WBSM	New Bedford	1420 AM
WPVQ	Greenfield	95.3 FM
WSAR	Fall River	1480 AM
WSBS	Great Barrington	860 AM
WWFX	Worcester	100.1 FM
WXTK	Hyannis	95.1 FM

Maine

WBLM	Portland	102.9 FM
WEBB	Augusta	98.5 FM
WWMJ	Bangor	95.7 FM
WEGP	Presque Isle	1390 AM

Connecticut

WCCC	Hartford	106.9 FM
WINY	Putnam	1350 AM
WXLM	New London	104.7 FM

New Hampshire

WSMN	Nashua	1590 AM
WGAM	Manchester	1250 AM
WPKQ	North Conway	103.7 FM
WSAK	Hampton	102.1 FM
WSHK	Portsmouth/Dover	105.3 FM
WTPL	Concord	107.7 FM
WWHQ	Laconia	101.5 FM
WKNE HD2	Keene	99.1 FM

Vermont

WBTV	Bennington	1370 AM
WEAV	Burlington	960 AM
WEXP	Rutland	101.5 FM
WM00	Derby Center	92.1 FM
WKVT	Brattleboro	92.7 FM
WORK	Barre/Montpelier	107.1 FM
WSTJ	St. Johnsbury	1340 AM
WMXR	Woodstock	93.9 FM

Rhode Island

WPRO	Providence	630 AM
WEAN	Providence	99.7 FM



2009 PRESEASON TV NETWORK



Patriots preseason games will be broadcast live and in HD on WBZ Channel 4 in Boston and a network of affiliates throughout New England. Kraft Sports Productions will produce the broadcasts.

Award-winning play-by-play veteran Don Criqui returns for his 15th season with the Patriots. He has served as a play-by-play announcer for CBS Sports and NBC Sports for more than three decades and has had the pleasure of announcing two Super Bowls and 14 Orange Bowls, as well as Wimbledon and World Cup matches.

CBS football analyst Randy Cross will return for his seventh season as Criqui's preseason broadcast partner. Cross, a three-time NFL all-pro, played 13 seasons with the San Francisco 49ers and was a part of three Super Bowl Championship teams. After his playing career, he joined CBS Sports as an NFL game analyst.

Steve Burton, WBZ's principal sportscaster will be the broadcast team's sideline reporter.

Preseason Broadcast Schedule

Date	Opponent	Time
Thurs., Aug. 13	at Philadelphia	7:30 p.m.
Thurs., Aug. 20	Cincinnati	7:30 p.m.
Thurs., Sept. 3	N.Y. Giants	7:30 p.m.


Preseason Television Network

WBZ TV	Boston, MA (Flagship)
WNAC TV	Providence, RI
WWLP	Springfield, MA
WCTX	Hartford/ New Haven, CT
WWII TV	Bangor, ME
WVNY	Burlington, VT
WMTW TV	Portland/Auburn, ME
WMUR	Manchester, NH
KGMB9	Honolulu, HI
KIMO	Anchorage, AK

Rogers SportsNet East - Maritime Region of Canada



PATRIOTS POOL REPORTERS



Eric McHugh
Patriot Ledger

Patriots beat writers Eric McHugh of the *Patriot Ledger* and Mike Reiss of the *Boston Globe* will serve as pool reporters in 2009. In the event that there is the need to get comments from a game official after the game, a pool reporter will be allowed access to ask questions.



Mike Reiss
Boston Globe



PATRIOTS FOOTBALL NETWORK

NOT JUST GAMEDAY... EVERY DAY...
THE PATRIOTS ARE ON!



PRESENTED BY
Sovereign Bank

Interest in the Patriots is at an all-time high and there has never been more exclusive Patriots content to satisfy the devoted fan. Patriots Nation can tune in and connect to Patriots content via print, television, radio and online entities. With everything from Emmy Award-winning television shows to streaming video and podcasts, staying up to date and in the know is easy with the following exclusive Patriots content:

PATRIOTS ON TV

PATRIOTS ALL ACCESS

On WBZ TV - Boston, MA; WMTW TV in Portland/Auburn, ME; WFXV TV in Bangor, ME; WCTX in Hartford/New Haven, CT; WNAC in Providence, RI; WFXQ in Springfield, MA.

Check your local listings for **airtime** or **enjoy anytime on Verizon Fios On Demand**

The Emmy Award-winning Patriots All Access airs weekly throughout the season on WBZ, Channel 4 in Boston and regional affiliates. Patriots All Access features exclusive, behind-the-scenes access and in-depth weekly features on Patriots players and personnel. Hosted by WBZ's Steve Burton, the show features weekly sit-downs with Coach Bill Belichick including the popular "Belestrator" segment where the coach breaks down upcoming opponents.



PATRIOTS TODAY

Available daily at **Patriots.com** and on **Verizon Fios On Demand**

Patriots Today, the team's newest media offering, gives fans a daily, in-depth look at the club that is unmatched by any other outlet. The show is hosted by Kristina Akra with daily reports from Brian Lowe and twice-weekly analysis from PFN's Paul Perillo. This daily Webcast is dedicated exclusively to the Patriots and provides daily features, reports and commentary that will satisfy every fan's daily Patriots fix.



PATRIOTS THIS WEEK

Time: **Saturdays at 10:00 - 10:30 p.m. on WSBK Channel 38**

Patriots This Week, airing on Channel 38 every Saturday night, provides a thorough recap of each week's developments to get fans up-to-date and fired up for the next day's game. Hosted by Kristina Akra, the show brings the week's best stories, quotes and analysis to give fans everything they need to know.



TOTALLY PATRIOTS

Times: **Sundays at 10:00 - 10:30 p.m. on WSBK - Boston, MA; WCTX in Hartford/New Haven, CT; WNAC in Providence, WFXQ in Springfield, MA. Check your local listings for airtime or enjoy anytime on Verizon Fios On Demand.**

Totally Patriots, a weekly youth-oriented football show on WSBK, Channel 38 in Boston. Each week, Totally Patriots allows the next generation of Patriots fans unprecedented access to their favorite players, enabling them to ask questions in a relaxed, informal setting. The program also includes the opportunity to win college scholarships by writing weekly essays on the Patriots.



PATRIOTS 5th QUARTER

Immediately following each game on **WBZ-TV/TV38**

WBZ-TV and TV38 team up to broadcast Patriots 5th Quarter immediately following each Patriots game. WBZ-TV sports reporter Steve Burton joins former Patriots players Scott Zolak and Steve DeOssie to provide instant reaction and analysis in studio and at the stadium. Patriots 5th Quarter also features exclusive live coverage of the Patriots post-game press conferences with Coach Belichick and Tom Brady.

PATRIOTS ON RADIO

PATRIOTS MONDAY

Mondays during the season on WEEI Sports Radio 850 AM (Boston); 103.7 FM (Providence); 1440 AM (Worcester); 105.5 FM (Springfield) 96.3 FM (Cape Cod); 910 AM/97.1 FM (Bangor, ME); 101. FM (Ellsworth, ME), 95.9 FM (Portland/Lewiston, ME); 93.5 FM (Keane, NH).

WEEI Sports Radio broadcasts Patriots Monday each week, offering fans unique insight and analysis from Coach Belichick and Tom Brady in addition to other Patriots players. WEEI will broadcast Patriots Monday live from Gillette Stadium each Monday, kicking off with Dennis & Callahan at 6:00 a.m., followed by Dale & Holley at 10:00 a.m. and The Big Show with Glenn Ordway from 2:00 to 6:00 p.m.



PATRIOTS FRIDAY presented by Sovereign Bank

Fridays during the season on WEEI Sports Radio 850 AM (Boston); 103.7 FM (Providence); 1440 AM (Worcester); 105.5 FM (Springfield). 96.3 FM (Cape Cod); 910 AM/97.1 FM (Bangor, ME); 101. FM (Ellsworth, ME), 95.9 FM (Portland/Lewiston, ME); 93.5 FM (Keane, NH).

WEEI Sports Radio broadcasts Patriots Friday each week, offering fans a look ahead at the weekend's game, match ups and rivalries. Various Patriots players will be featured on air. WEEI will broadcast Patriots Fridays each week throughout the season, kicking off with Dennis & Callahan at 6:00 a.m., followed by Dale & Holley at 10:00 a.m. and The Big Show with Glenn Ordway from 2:00 to 6:00 p.m.



PATRIOTS PREGAME AND POSTGAME

Before and after each game on The Sports Hub Patriots Radio Network

98.5 The Sports Hub is the Patriots' flagship station, broadcasting every Patriots game across its FM radio network. Three hours prior to kickoff, during halftime and after the game, host Gary Tanguay is joined by co-hosts Scott Zolak and Andy Gresh among other guests, serving up all the pregame and postgame news and notes, including live sound from the postgame press conferences.

PATRIOTS.COM

NEWS

Patriots.com features daily updates and exclusive content from the writers of *Patriots Football Weekly*, offering everything from breaking news to player features and the popular "Ask PFW" postings.



VIDEO

The first professional sports team website to offer streaming video provides Patriots fans with a variety of exclusive video content. Visitors can choose their channel and watch exclusive video from news to cheerleaders. Patriots Today offers a daily in-depth look at the team, while Patriots.com also features video of every Patriots press conference, including postgame press conferences and Coach Belichick's weekday media updates.

AUDIO

Patriots Web Radio programming is available exclusively on Patriots.com beginning at noon each day, Monday through Friday. Kicking off the programming lineup is PFW In Progress, a daily online program that features candid commentary from the writers of *Patriots Football Weekly*. Following PFW In Progress is Patriots Playbook, hosted by John Rooke, featuring items from around the NFL. Stay tuned for the debut of new shows during the 2009 season. Patriots.com also offers streaming audio of every Patriots press conference, as well as archives of Patriots.com Radio shows. Patriots.com provides podcasts of Patriots.com radio offerings as well as exclusive content.

PATRIOTS IN PRINT

PATRIOTS FOOTBALL WEEKLY

Subscriptions available by calling 1-800-494-PATS

Patriots Football Weekly is the official newspaper of the New England Patriots and the nation's only full-color football newspaper. PFW is published weekly throughout the season and monthly during the offseason, providing readers with exclusive Patriots coverage. Each issue of *Patriots Football Weekly* is loaded with the latest news, game previews and reviews, feature stories, contests and full-color posters.





The New England Patriots Cheerleaders have been entertaining fans at Patriots games for years, but their work as goodwill ambassadors for the team extends far beyond the sidelines of Gillette Stadium. Supporting the efforts of charitable organizations throughout New England, the cheerleaders are able to use their celebrity status to make a difference in the community. In addition to their philanthropy efforts, the squad makes over 1,000 individual public appearances per year for businesses and corporations, spreading cheer to fans at a variety of events throughout New England and across the country. Those bookings include sales meetings, trade shows, award ceremonies, autograph sessions and Monday Night Football promotions, just to name a few.

While the Patriots Cheerleaders have become accustomed to entertaining thousands of Patriots fans from the sidelines, members of the squad have also regularly traveled overseas on goodwill missions to entertain thousands of Patriots from the front lines. The cheerleaders have sailed throughout the Persian Gulf, performing on numerous deployed aircraft carriers and naval vessels. The squad has performed for soldiers, sailors, airmen, marines and guardsmen in more than 25 countries since 9/11/01, including over a dozen performances in combat theatres.

In addition to their goodwill military missions and appearances throughout the United States, the squad has entertained and appeared at many venues, including performances in Super Bowls, Pro Bowls and an American Bowl in Mexico City.

In 2007, the Patriots Cheerleaders traveled to Beijing and Shanghai, China. The tour was designed to increase awareness and interest in the NFL and the New England Patriots, and to support the growing number of American Football fans already there. In January, 2008, members of the squad returned to China to promote the NFL playoffs. The team returned to China for the third time in June of 2008. The Beijing Organizing Committee for the Games of the XXIX Olympiad invited the Patriots Cheerleaders to organize a weeklong cheer/dance clinic for Chinese cheerleaders and dancers who performed at Olympic related events in August. Approximately 100 Chinese cheerleaders from several different cities in China attended the clinic.

A spring audition drew almost 300 hopefuls to Gillette stadium, to compete for the opportunity to join the 2009 New England Patriots Cheerleaders. The 29 most talented young women earned that honor, including 10 returning veterans and 19 rookies. The cheerleaders hail from Rhode Island, Massachusetts, Connecticut, New Hampshire and Maine, representing many different New England towns. Four weeks after their appointment to the squad, the cheerleaders traveled to Aruba to shoot their annual swimsuit calendar.

This year's squad will continue to serve not only as day-of-game entertainers, but also as Patriots ambassadors throughout New England and around the world.

Patriots Cheerleaders and Pat Patriot mascot appearances can make functions more memorable for everyone. For more information on booking the Patriots Cheerleaders or Pat Patriot Mascot, please contact Cheerleader Director, Tracy Sormanti by phone at (508) 384-9101, or by e-mail at tracys@patriots.com.



2009 PATRIOTS CHEERLEADERS

Tracy Sormanti,
*Cheerleader Director and
Choreographer*

Lindsay Dallman,
Assistant to the Director

Stacey McIntyre,
Choreographer

Pat Patriot Mascot,
Robert Sormanti

Line Captains

Dirnna
Julie
Lindsey B.
Brittany

Veterans

Asia
Carrie
Jillian
Sandra
Leah
Julia

Rookies

Jessica A.
Britni
Katie
Sara
Ashley
Kelsey
Lindsay
Jennifer
Stacy
Stephanie
Rebecca
Jessica L.
Crissy
Randi
Amanda
Adele
Kirsten
Alyssa
Kayla



Ownership/Board of Directors

Robert K. Kraft, Chairman and CEO
Myra Kraft
Jonathan A. Kraft, President
Daniel Kraft
Josh Kraft
David Kraft

Coaching

Bill Belichick, Head Coach
Josh Boyer, Defensive Backs
Ivan Fears, Running Backs
Pepper Johnson, Defensive Line
Harold Nash, Assistant Strength and Conditioning
Bill O'Brien, Quarterbacks
Scott O'Brien, Special Teams
Chad O'Shea, Wide Receivers
Matt Patricia, Linebackers
Dean Pees, Defensive Coordinator
Dante Scarnecchia, Assistant Head Coach/Offensive Line
Steve Waldron, Tight Ends
Mike Woicik, Strength and Conditioning
Brian Ferentz, Coaching Assistant
Brian Flores, Coaching Assistant
Patrick Graham, Coaching Assistant

Player Personnel

Nick Caserio, Director of Player Personnel
Floyd Reese, Senior Football Advisor
Jason Licht, Director of Pro Personnel
Jonathan Robinson, Director of College Scouting
Nancy Meier, Director of Scouting Administration
Larry Cook, Scouting Consultant
DuJuan Daniels, Area Scout
Frank Edgerly, Pro Scout
Tim Heffelfinger, Area Scout
Frantz Jourdain, Area Scout
James Lipfert, Scouting Assistant
Kyle O'Brien, Area Scout
Monti Ossenfort, National Scout
Bob Quinn, Assistant Director of Pro Personnel
Brian Smith, Pro Scout
Patrick Stewart, Area Scout

Football Operations

Berj Najarian, Director of Football/Head Coach Administration
Ernie Adams, Football Research Director
Matt Caracciolo, Director of Operations
Kevin Anderson, Operations Assistant

Equipment

Don Brocher, Equipment Manager
John Hillebrand, Assistant Equipment Manager
John Jastremski, Equipment Assistant

Trainers

Jim Whalen, Head Athletic Trainer
David Granito, Assistant Athletic Trainer
Joe Van Allen, Assistant Athletic Trainer and Rehabilitation Director

Medical

Thomas Gill, M.D., Team Physician
Bertram Zarins, M.D., Team Physician

Video

Jimmy Dee, Video Director
Fernando Neto, Assistant Video Director
Jared Rita, Video Assistant

Administration

Jim Hausmann, Chief Administrative Officer
Mark Briggs, Chief Operating Officer of TeamOps
Kristen Colasuonno, Executive Assistant
Tracy Fiore, Executive Assistant to the President
Jessica Gelman, New Business Development & Operational Initiatives Director

Robyn Glaser, Senior Advisor
Kim Healey, Executive Assistant to the Chairman and CEO
Al Labelle, Chief of Staff to the Chairman and CEO
Kimberly Lane, Executive Assistant to the Chairman and CEO
Richard Miller, Research Director
Dan Murphy, Vice President of Business Development and External Affairs
Ann Thompson, Exec. Asst. to the President of the New England Patriots Charitable Foundation
Gabrielle Vigue, Executive Assistant

Broadcast Production

Matt Smith, Executive Producer
Dave Mondillo, Technical Manager

Corporate and Community Affairs

Myra Kraft, President of the New England Patriots Charitable Foundation
Josh Kraft, President of the New England Patriots Charitable Foundation
Andre Tippett, Executive Director of Community Affairs
Donna Spigarolo, Patriots Alumni Coordinator/Fan Outreach Manager

Gillette Stadium Operations

Jim Nolan, Vice President of Operations
Jon Bengtson, Field Superintendent
Matt Piekarski, Parking Director
Kevin Stein, Stadium Site Operations Director

Finance

Jim Wilson, Vice President of Finance

Food and Beverage

David Wheeler, Executive Director of Food and Beverage
Brad Ozerdem, Executive Chef
Gretchen Meltzer, Catering Director
Cindy Thibault, Catering Director

Human Resources

Robin Boudreau, Vice President of Human Resources

Information Technology

Pat Curley, Vice President of IT for The Kraft Group
Scott Harrington, IT Operations, Infrastructure & Security Director

Legal

Richard Karelitz, General Counsel for The Kraft Group
Jim Cobery, Vice President of Legal & Business Affairs for Rand-Whitney Group

Media Relations

Stacey James, Vice President of Media Relations
Jeff Courmoyer, Director of Corporate Communications
Aaron Salkin, Assistant Director

Patriots Cheerleaders

Tracy Sormanti, Cheerleader Director

Patriots Football Weekly and Patriots.com

Fred Kirsch, Publisher/Editor-in-Chief and Interactive Media Director
Jana-Lynne Gauthier, Web Services Director
Michelle Muise, Art Director
Paul Perillo, Editor

Retail Operations

Brian Billelo, Strategic Initiatives and Retail Operations Director
Ken Flanders, Supply Chain Management Director

Sales and Marketing

Jennifer Ferron, Vice President of Marketing Operations
Murray Kohl, Vice President of Sales
David Pearlstein, Vice President of Marketing Integration and Events
Jon Levy, Sales Director
Joe Mariani, Sales Director
Brian Oates, Sales Director
Kathleen Ryder, Special Events and Partnership Marketing Director
Gail Titus, Customer and Sponsor Services Director

The Hall at Patriot Place

Bryan Morry, Executive Director

Ticket Operations

Maryruth Hughey, Ticket Operations Director



A WINNING TEAM

The New England Patriots Charitable Foundation is the 501(c)(3) non-profit entity created by the Kraft family to support charitable and philanthropic agencies throughout New England. This support comes in the form of direct grants, and the donation of signed memorabilia to a variety of charitable causes, and from Patriots players who offer their direct support by appearing at charity functions throughout the year.

Robert Kraft established the New England Patriots Charitable Foundation when he purchased the team in 1994 as a way for the organization to give back to the communities it calls home. The Foundation's primary goal is to support programs that aid the youth and families of New England while underscoring the Kraft family's deep commitment to philanthropic activities in the community.

Over the past 15 years, the Foundation has made donations to thousands of non-profit organizations throughout New England and has partnered with numerous community groups, including the Boys & Girls Clubs of Greater Boston, the United Way, the Greater Boston Food Bank and a host of other New England charities. The Foundation also provides food baskets and toys to hundreds of families and children during the holiday season in partnership with Morgan Memorial Goodwill Industries and the Salvation Army.

In addition, the Foundation supports numerous health care initiatives and organizations, including the Robert K. Kraft Family Blood Donor Center at the Dana-Farber Cancer Institute and Children's Hospital Boston. The Foundation also sponsors its "Write On" scholarship program, which has awarded nearly \$300,000 in college scholarships to over 100 local students.



Robert and Myra Kraft, Andre Tippett and Jennifer Brown of Fidelity Investments pose with six students from Hull High School who were among the 36 New England high school students who competed in the Patriots' "Write On" essay contest during the 2008 season, winning nearly \$100,000 in college scholarships in total.

THE NEW ENGLAND PATRIOTS CHARITABLE FOUNDATION

The Heart Inside the Huddle



CONTACT INFORMATION

To request a charitable donation or player appearance, please log on to www.patriots.com/community.

For more information about the New England Patriots Charitable Foundation, Inc., please call (508) 543-8200.

New England Patriots Charitable Foundation Fundraising Efforts

Annually, the Foundation holds several fundraisers, including the New England Patriots Charitable Foundation Golf Tournament in the spring and the Kickoff Gala held at Gillette Stadium in the fall. In 2005, the Patriots teamed up with the Massachusetts RMV to create a specialty license plate, an ongoing fundraiser with proceeds directly benefiting the NEPCF, which in turn provides support to thousands of charitable organizations across New England.

Annual Kickoff Gala and Ron Burton Award

Each year, the New England Patriots Kickoff Gala is held in the Fidelity Investments Clubhouse at Gillette Stadium to ring in the new season and raise funds for the Patriots Charitable Foundation. Patriots players and staff members come together to mingle with their fans on the big night, which includes dinner, live and silent auctions and the presentation of the Ron Burton Community Service Award. The Burton Award honors the Patriots player who most embodies the qualities of Burton, the first player drafted by the team who was known for his commitment to the community and helping others. Previous winners include offensive lineman Joe Andruzzi (2003), wide receiver Troy Brown (2004), offensive lineman Matt Light (2005), defensive lineman Jarvis Green (2006), defensive lineman Ty Warren (2007) and special teams captain Larry Izzo (2008).



DL Ty Warren was named the Ron Burton Community Award winner in 2007.

Patriots Charitable Foundation Golf Tournament

Each summer, Patriots players, coaches and alumni come together for a day of golf to benefit the Foundation. Fans are given the opportunity to play a round of golf with a Patriots player, with all of the proceeds going directly to the Foundation. The day includes 18 holes of golf, appearances by the New England Patriots Cheerleaders and a lot of fun and laughs with Patriots players, all for a good cause.

Patriots Specialty License Plates

In 2005, the Patriots launched a specialty Patriots license plate that benefits the Charitable Foundation through its sales. For each plate ordered from the Massachusetts RMV, a portion of the total cost goes directly to the Foundation. Upon renewal of the plates, the entire sum benefits the Foundation. In addition, the team has begun to auction off low-numbered plates and plates featuring the jersey numbers of current and alumni players on the team Web site. The license plate features the Patriots logo centered above the Roman numerals representing each of the team's three Super Bowl Championships.



Foundation Events

Thanksgiving Basket Giveaway

For the past several years, the Kraft family has been joined by dozens of Patriots players at the Morgan Memorial Goodwill Industries headquarters in Boston to assist in distributing more than 200 holiday baskets filled with turkeys and all of the trimmings to local families in need. The recipients of the baskets include families with children who participated in Goodwill's youth programs, as well as individuals who were enrolled or had recently graduated from Goodwill's job training program.

Salvation Army Holiday Party

For over a decade, the Patriots have treated hundreds of children from Salvation Army centers throughout Massachusetts to a night of holiday festivities. Patriots players annually attend the party at Gillette Stadium and participate in a number of activities including Wrap-a-Pat, a game in which the children, working in teams, race to wrap Patriots players in Christmas wrapping paper, ribbons and bows. The children are also able to get autographs from players and cheerleaders, visit with Santa Claus and receive holiday gifts provided by the Charitable Foundation.



Sammy Morris joined his teammates to assist in distributing holiday baskets filled with turkeys to local families in need.



QB Kevin O'Connell and LB Eric Alexander helped to spread holiday cheer by spending time with young fans at the Salvation Holiday Party at Gillette Stadium.



Tedy Brushi made dreams come true through Make-A-Wish.

Outreach Programs

Kids Café

With the Patriots' focus on youth in mind, the Foundation and the Kraft family partnered with Shaw's Supermarkets and the Greater Boston Food Bank to expand the Boys and Girls Clubs of Boston's Kids Café program. The purpose of the Kids Café, located within each area Boys and Girls Club, is to provide hot meals for underprivileged children who may not receive one at home. Many times this is the only hot meal the child receives the entire day. Kids Café currently provides children with 160,000 meals per year at five different locations. With this new partnership, the goal is to increase these numbers to 250,000 meals per year at nine different locations by the end of the year.

Community MVP Awards

Each year, the Kraft family and the Patriots honor members of the New England community for their service to non-profit organizations around the region. Each Community MVP is recognized for their leadership, dedication and commitment to bettering their communities during a luncheon at Gillette Stadium with a donation made in their name to the non-profit organization for which they volunteer. In 2008, the Patriots honored more than twenty "Community MVPs" for their commitments to improving their communities through volunteerism. Patriots Chairman and CEO Robert Kraft made awards totaling \$50,000 to benefit the respective charities of honorees from Massachusetts, Rhode Island, Maine, Connecticut, Vermont and New Hampshire. The 2009 grand prize winner, Dick Cyr, founded David's House in New Hampshire, which provides a home and support for families with children receiving treatment through Children's Hospital at Dartmouth Hitchcock Medical Center. David's House has served close to 11,000 families over the past 25 years and, because of Cyr's commitment, was awarded the \$10,000 Community MVP grant in his name.



Robert Kraft is joined by Tom Brady to honor members of the New England community for their service to non-profit organizations throughout the region.

Patriots High School Coach of the Week

Each week during the high school football season, the Patriots honor a high school football coach with their Coach of the Week Award. This season will mark the 14th year in which the Patriots have joined the National Football League in conducting the program, which recognizes outstanding high school coaches and promotes youth football throughout New England. Patriots and Pro Football Hall of Fame linebacker Andre Tippett, who is now the team's Executive Director of Community Affairs, oversees the program as part of the Foundation's commitment to youth football initiatives. The Patriots award the selected coach each week with a \$1,000 grant to benefit the school's football program. At the end of the season, one Coach of the Year is selected from the previous weekly winners and is awarded with an additional \$2,000 grant.

Youth Football

In recent years, the Foundation has expanded its concentration into the development of youth football programs throughout New England. Through the Foundation, the Patriots have made donations to improve football facilities at several area fields and have conducted multiple football clinics in the New England region. The Foundation has donated thousands of dollars to local high schools through the Coach of the Week program, hosted the regional Punt, Pass & Kick finals and partnered with The National Football Foundation to host youth and high school football Coaching Academies. The Foundation plans to continue to expand its support for youth football and to promote programs that encourage good sportsmanship and leadership skills.



The 2009 rookie class took time away from the practice field to visit children at a local hospital.



QB Matt Gutierrez takes time to work with local youth.

There's a moment when it's time to start saving for college.

Let Fidelity be your guide.



Whatever your destination, Fidelity has the people, guidance and investments to help you find your way.

Contact us today to choose the right savings plan for you.

800.FIDELITY | Fidelity.com

Turn hereSM



Investing involves risk. You should consider your objectives, time horizon, and risk tolerance carefully.

Fidelity Brokerage Services LLC, Member NYSE, SIPC. © 2009 FMR LLC. All rights reserved.
514710

FRESH BLADE. BETTER SHAVE.



Even the best blades get dull after a while. So, when the Gillette Fusion Power Indicator strip fades to white...



change your blade for a better shave.

Gillette
FUSION
POWER

