



2010



NEW ENGLAND PATRIOTS

MEDIA GUIDE



★ ★ ★ MEDIA RELATIONS CONTACTS ★ ★ ★



Stacey James
Vice President
of Media Relations



Aaron Salkin
Assistant Director
of Media Relations



Jeff Cournoyer
Director of Corporate
Communications



Christy Berkery
Media Relations
Assistant



Michael Jurovsky
Media Relations
Coordinator

The 2010 New England Patriots Media Guide has been prepared to assist all members of the media in their coverage of the Patriots during the 2010 season. Should you require additional information, further assistance or wish to arrange an interview, please contact a member of the Patriots media relations staff.

★ ★ ★ MEDIA WEBSITE ★ ★ ★

<http://media.patriots.com>

The Patriots maintain a media-only Web site to further assist local and national media in covering the team. The site serves as the team's primary media credentialing system. In addition, the site contains all of the Patriots' up-to-date press releases, statistics, transcripts and other reference material. All of the Patriots' media materials since the start of the 2002 season are available in the site's archives. Visit <http://media.patriots.com> to register for access.

★ ★ ★ 2010 PATRIOTS SCHEDULE ★ ★ ★

		PRESEASON		
Date	Opponent	Time	Affiliate	Network
Thursday, Aug. 12	New Orleans Saints	7:30 p.m. ET	WBZ	NEP Preseason Network
Thursday, Aug. 19	at Atlanta Falcons	8:00 p.m. ET	WFXT	FOX
Thursday, Aug. 26	St. Louis Rams	7:30 p.m. ET	WBZ	NEP Preseason Network
Thursday, Sept. 2	at New York Giants	7:00 p.m. ET	WBZ	NEP Preseason Network
		REGULAR SEASON		
Date	Opponent	Time	Affiliate	Network
Sunday, Sept. 12	Cincinnati Bengals	1:00 p.m. ET	WBZ	CBS
Sunday, Sept. 19	at New York Jets	4:15 p.m. ET	WBZ	CBS
Sunday, Sept. 26	Buffalo Bills	1:00 p.m. ET	WBZ	CBS
Monday, Oct. 4	at Miami Dolphins	8:30 p.m. ET	WCVB	ESPN
Sunday, Oct. 10	BYE WEEK			
Sunday, Oct. 17	Baltimore Ravens	1:00 p.m. ET	WBZ	CBS
Sunday, Oct. 24	at San Diego Chargers	4:15 p.m. ET	WBZ	CBS
Sunday, Oct. 31	Minnesota Vikings	4:15 p.m. ET	WFXT	FOX
Sunday, Nov. 7	at Cleveland Browns	1:00 p.m. ET	WBZ	CBS
Sunday, Nov. 14	at Pittsburgh Steelers	8:20 p.m. ET	WHDH	NBC
Sunday, Nov. 21	Indianapolis Colts	4:15 p.m. ET	WBZ	CBS*
Thursday, Nov. 25	at Detroit Lions	12:30 p.m. ET	WBZ	CBS
Monday, Dec. 6	New York Jets	8:30 p.m. ET	WCVB	ESPN
Sunday, Dec. 12	at Chicago Bears	1:00 p.m. ET	WBZ	CBS*
Sunday, Dec. 19	Green Bay Packers	8:20 p.m. ET	WHDH	NBC*
Sunday, Dec. 26	at Buffalo Bills	1:00 p.m. ET	WBZ	CBS*
Sunday, Jan. 2	Miami Dolphins	1:00 p.m. ET	WBZ	CBS*

Bold indicates nationally televised games

*-Game time and network subject to possible flexible scheduling adjustment.

NEW ENGLAND PATRIOTS 2010 MEDIA GUIDE

Gillette Stadium • One Patriot Place • Foxborough, Massachusetts



Super Bowl Championships (3): 2001, 2003, 2004



Conference Championships (6): 1985, 1996, 2001, 2003, 2004, 2007

Division Championships (12): 1963, 1978, 1986, 1996, 1997, 2001, 2003, 2004, 2005, 2006, 2007, 2009

Playoff Seasons (17): 1963, 1976, 1978, 1982, 1985, 1986, 1994, 1996, 1997, 1998, 2001, 2003, 2004, 2005, 2006, 2007, 2009

2010 Season In Review	265
2010 Statistics	266
Game-by-Game Statistics	268
Honors and Awards	276
Participation Chart	277
2010 Transactions	278

2009 Season In Review	281
------------------------------------	------------

All-Time Results	346
Preseason	347
Regular Season	357
Postseason	443
Overtime Games	354
Prime-Time Games	349
Series	350
Attendance Figures	356

Biographies

Executive Bios	9
Football Staff	17
Military Reserve	212
Rookies	194
Practice Squad	207
Veteran Players	50
Went to Camp	219

Franchise History	297
Anniversary Teams	305
All-Time Draft	335
Hall of Fame	299
Historical Timeline	308
Pro Bowl Selections	307
Roster (All-Time)	321
Trades (2000-10)	321

Playoff History	443
Records	445
Results	444
Championship Game Summaries	450

Records	409
All-Time Leaders	410
Year-by-Year Leaders	419
Consecutive Records	425
Individual Records	426
Longest Plays	417
Playoff Records	445
Team Records	435
Coaches All-Time Records	37

Reference

Gillette Stadium	6
Hall at Patriot Place	7
Patriots Charitable Foundation	464
Patriots Cheerleaders	462
Patriots Football Network	460
Pool Reporters	459
Preseason Television Network	459
Radio Broadcast Network	458
Staff Directory	463

Rosters

2010 Alphabetical Roster	4 & 215
2010 Numerical Roster	216
All-Time Roster	296
How Built Chart	218
Coaches All-Time Roster	38

★ ★ ★ 2010 MEDIA GUIDE ★ ★ ★

This media guide includes a compilation of information that has been gathered and preserved by each of the team's previous media relations departments. Many thanks to everyone who has helped prepare and preserve this information.

The 2010 Patriots Media Guide was written and edited by the Patriots Media Relations Staff.

Editors: Aaron Salkin, Christy Berkery

Editorial Assistance: Scott Barboza,
Jeff Cournoyer, Steven Horn, Stacey
James, Mark Nugent

Design:

Michelle Muise

Layout:

Christy Berkery

Photography: Tom Croke, David
Silverman

Advertising Sales: Murray Kohl

★ ★ ★ 2010 ALPHABETICAL ROSTER ★ ★ ★

#	NAME	POS	HT	WT	BORN	YR	COLLEGE	H.S. HOMETOWN
27	Arrington, Kyle	CB	5-10	196	8/12/1986	2	Hofstra	Accokeek, Md.
95	Banta-Cain, Tully	LB	6-2	250	8/28/1980	8	California	Sunnyvale, Calif.
12	Brady, Tom	QB	6-4	225	8/3/1977	11	Michigan	San Mateo, Calif.
84	Branch, Deion	WR	5-9	195	7/18/1979	9	Louisville	Albany, Ga.
38	Brown, Sergio	S	6-2	210	5/22/1988	R	Notre Dame	Maywood, Ill.
28	Butler, Darius	CB	5-10	190	3/18/1986	2	Connecticut	Ft. Lauderdale, Fla.
29	Carter, Tony	CB	5-9	175	5/24/1986	2	Florida State	Jacksonville, Fla.
25	Chung, Patrick	S	5-11	212	8/19/1987	2	Oregon	Rancho Cucamonga, Calif.
22	Clayton, Thomas	RB	5-11	220	4/26/1984	2	Kansas State	Alexandria, Va.
66	Cohen, Landon	DL	6-3	300	8/3/1986	3	Ohio	Spartanburg, S.C.
63	Connolly, Dan	OL	6-4	313	9/2/1982	5	Southeast Missouri St.	St. Louis, Mo.
82	Crumpler, Alge	TE	6-2	275	12/23/1977	10	North Carolina	Wilmington, N.C.
96	Cunningham, Jermaine	LB	6-3	260	4/24/1988	R	Florida	Stone Mountain, Ga.
71	Deaderick, Brandon	DL	6-4	305	8/19/1987	R	Alabama	Elizabethtown, Ky.
11	Edelman, Julian	WR	5-10	198	5/22/1986	2	Kent State	Redwood City, Calif.
52	Fletcher, Dane	LB	6-2	244	9/14/1986	R	Montana State	Bozeman, Montana
5	Graham, Shayne	K	6-0	214	12/9/1977	10	Virginia Tech	Radford, Va.
42	Green-Ellis, BenJarvus	RB	5-11	215	7/2/1985	3	Mississippi	New Orleans, La.
87	Gronkowski, Rob	TE	6-6	265	5/14/1989	R	Arizona	Pittsburgh, Pa.
59	Guyton, Gary	LB	6-3	245	11/14/1985	3	Georgia Tech	Hinesville, Ga.
85	Hernandez, Aaron	TE	6-1	245	11/6/1989	R	Florida	Bristol, Conn.
8	Hoyer, Brian	QB	6-2	215	10/13/1985	2	Michigan State	North Olmsted, Ohio
48	Katula, Matt	LS	6-6	265	8/22/1982	6	Wisconsin	Waukesha, Wi.
67	Koppen, Dan	C	6-2	296	9/12/1979	8	Boston College	Whitehall, Pa.
64	LeVoi, Mark	T	6-7	310	7/29/1982	4	Notre Dame	Eden Prairie, Minn.
72	Light, Matt	T	6-4	305	6/23/1978	10	Purdue	Greenville, Ohio
74	Love, Kyle	DL	6-1	310	11/18/1986	R	Mississippi State	Fairburn, Ga.
70	Mankins, Logan	G	6-4	310	3/10/1982	6	Fresno State	Catheys Valley, Calif.
51	Mayo, Jerod	LB	6-1	245	2/23/1986	3	Tennessee	Hampton, Va.
32	McCourty, Devin	CB	5-10	193	8/13/1987	R	Rutgers	Montvale, N.J.
31	Meriweather, Brandon	S	5-11	200	1/14/1984	4	Miami (Fla.)	Apopka, Fla.
14	Mesko, Zoltan	P	6-5	231	3/16/1986	R	Michigan	Twinsburg, Ohio
98	Moore, Eric	DL	6-4	268	2/28/1981	5	Florida State	Pahokee, Fla.
34	Morris, Sammy	RB	6-0	220	3/23/1977	11	Texas Tech	San Antonio, Texas
53	Murrell, Marques	LB	6-2	250	3/20/1985	4	Appalachian State	Fayetteville, N.C.
50	Ninkovich, Rob	LB	6-2	255	2/1/1984	5	Purdue	Blue Island, Ill.
60	Ohmberger, Rich	OL	6-2	300	2/14/1986	2	Penn State	East Meadow, N.Y.
69	Ojinnaka, Quinn	OL	6-5	295	4/23/1984	5	Syracuse	Seabrook, Md.
44	Page, Jarrad	S	6-0	225	10/19/1984	5	UCLA	San Leandro, Calif.
17	Price, Taylor	WR	6-0	205	10/8/1987	R	Ohio	Hilliard, Ohio
91	Pryor, Myron	DL	6-1	310	6/13/1986	2	Kentucky	Louisville, Ky.
36	Sanders, James	S	5-10	210	11/11/1983	6	Fresno State	Porterville, Calif.
18	Slater, Matthew	WR	6-0	200	9/9/1985	3	UCLA	Anaheim, Calif.



★ ★ ★ 2010 ALPHABETICAL ROSTER ★ ★ ★

#	NAME	POS	HT	WT	BORN	YR	COLLEGE	H.S. HOMETOWN
55	Spikes, Brandon	LB	6-2	250	9/3/1987	R	Florida	Shelby, N.C.
19	Tate, Brandon	WR	6-1	195	10/5/1987	2	North Carolina	Burlington, N.C.
21	Taylor, Fred	RB	6-1	228	1/27/1976	13	Florida	Belle Glade, Fla.
76	Vollmer, Sebastian	OL	6-8	315	7/10/1984	2	Houston	Kaarst, Germany
92	Warren, Gerard	DL	6-4	325	7/25/1978	10	Florida	Lake Butler, Fla.
83	Welker, Wes	WR	5-9	185	5/1/1981	7	Texas Tech	Oklahoma City, Okla.
62	Wendell, Ryan	C	6-2	290	3/4/1986	2	Fresno State	Diamond Bar, Calif.
58	White, Tracy	LB	6-0	230	4/14/1981	8	Howard	St. Stephen, S.C.
75	Wilfork, Vince	NT	6-2	325	11/4/1981	7	Miami (Fla.)	Boynton Beach, Fla.
39	Woodhead, Danny	RB	5-8	195	1/25/1985	3 C	hadron State	North Platte, Ne.

PRACTICE SQUAD

#	NAME	POS	HT	WT	BORN	YR	COLLEGE	H.S. HOMETOWN
68	Austin, Thomas	OL	6-4	310	11/14/1986	R	Clemson	Camden, S.C.
86	Butler, Carson	TE	6-4	260	8/21/1987	1	Michigan	Detroit, Mich.
7	Crompton, Jonathan	QB	6-3	222	7/25/1987	R	Tennessee	Waynesville, N.C.
13	Farnham, Buddy	WR	6-0	185	5/22/1987	R	Brown	Andover, Mass.
68	Favorite, Marlon	DL	6-1	317	6/22/1986	1	Louisiana State	Harvey, La.
65	Maneri, Steve	T	6-6	290	3/20/1988	R	Temple	Saddle Brook, N.J.
43	Turner, Thad	CB	5-11	188	4/30/1987	R	Ohio	Marietta, Ga.
35	Ventrone, Ross	S	5-8	190	9/27/1986	R	Villanova	Pittsburgh, Pa.

RESERVE/INJURED LIST

#	NAME	POS	HT	WT	BORN	YR	COLLEGE	H.S. HOMETOWN
	Barrett, Josh	S	6-2	225	11/22/1984	3	Arizona State	Reno, Nev.
23	Bodden, Leigh	CB	6-1	193	9/24/1981	8	Duquesne	Hyattsville, Md.
97	Brace, Ron	DL	6-3	330	12/18/1986	2	Boston College	Worcester, Mass.
33	Faulk, Kevin	RB	5-8	202	6/5/1976	12	Louisiana State	Carencro, La.
3	Gostkowski, Stephen	K	6-1	215	1/28/1984	5	Memphis	Madison, Miss.
77	Kaczur, Nick	T	6-4	315	7/28/1979	6	Toledo	Brantford, Ontario
26	Lockett, Bret	DB	6-1	220	10/7/1986	2	UCLA	Diamond Bar, Calif.
30	McGowan, Brandon	S	5-11	210	9/26/1983	6	Maine	Jersey City, N.J.
61	Neal, Stephen	G	6-4	305	10/9/1976	9	Cal State-Bakersfield	San Diego, Calif.
90	Richard, Darryl	DL	6-4	295	6/17/1986	1	Georgia Tech	Destrehan, La.
94	Warren, Ty	DL	6-5	300	2/6/1981	8	Texas A&M	Bryan, Texas
66	Weston, Kade	DL	6-5	315	11/29/1986	R	Georgia	Red Bank, N.J.
24	Wilhite, Jonathan	CB	5-11	185	2/23/1984	3	Auburn	Monroe, La.
99	Wright, Mike	DL	6-4	295	3/1/1982	6	Cincinnati	Cincinnati, Ohio

PRACTICE SQUAD/INJURED

#	NAME	POS	HT	WT	BORN	YR	COLLEGE	H.S. HOMETOWN
10	Jenkins, Darnell	WR	5-10	191	12/31/1982	1	Miami (Fla.)	Miami, Fla.





Gillette Stadium, home to the New England Patriots and Major League Soccer's New England Revolution, is New England's premier sports and entertainment venue.

In 2010, Gillette Stadium installed two new Daktronics high-definition LED video scoreboards, providing additional clarity and the ability to display more instant replays and an array of graphics. The video board above the south end zone, at 41.5-foot high and 164-foot wide, is the largest HD video board in use in an outdoor NFL stadium. Also in 2010, Gillette Stadium's field was resurfaced with FieldTurf Duraspine PRO, the new standard in artificial surface and the latest turf innovation from FieldTurf, improving the quality and durability of the playing surface.

Since Gillette Stadium opened in 2002, every Patriots home game has been sold out. Gillette Stadium is also home to the New England Revolution, world-class concerts and other special events that keep the stadium busy year round. In December 2009, *Billboard* magazine ranked Gillette Stadium among the top 10 grossing concert venues in the world over the last decade.

Fan satisfaction is at the forefront of Gillette Stadium's design, with unobstructed views from the entire length of each of its wide concourses ensuring a great view of the field from practically anywhere inside the turnstiles. Additional gathering areas, such as the end-zone plazas, offer alternative viewing where fans can also gather to socialize before, during and after games. Once at their seats, guests relax in theater-style chairs, each one complete with a drink holder. For the ultimate in creature comforts, the Fidelity Investments Clubhouse offers more than 6,000 club members access to 120,000 square feet of space to enjoy not just on game days, but year-round. In addition to the Clubhouse areas, the stadium's 89 luxury suites in the EMC² suite level are among the largest in the NFL, ranging from 800 to 2,700 square feet. Each suite features luxurious furnishings as well as private bars and restrooms.

Gillette Stadium celebrates New England's heritage with a unique display of local flavor. A stylized lighthouse and bridge greet fans entering from Patriot Place Plaza and create the stadium's signature view. The coastal heritage of the region is represented in a seascape scene that complements the bridge and lighthouse and flanks the players' entrance to the field. Guests can experience a unique view of the action from atop the bridge, which connects the east and west concourses at the base of the lighthouse.

★ ★ GILLETTE STADIUM QUICK HITS ★ ★

Construction started	2000
Stadium Opened	2002
Capacity	68,756
Club Seats	6,000
Luxury Suites	89
Suite Seats	2,000
Width of concourses	up to 70 feet
Concession Locations	500+
HD video boards	2 (41.5' x 164' and 45' x 100')
Stadium footprint	17.3 acres
Stadium area	1.9 million square feet
Television monitors	1,000+
Distance to downtown Boston	33 miles
Distance to downtown Providence	21 miles
Points of distributed sound	2,000

★ ★ GILLETTE STADIUM FUN FACTS ★ ★

The Height of Design

The stadium's signature lighthouse in the north end zone rises 10 stories above the playing field, but is dwarfed by the height of the stadium itself, which is 16 stories tall.

Worth the Weight

Approximately 6,300 pieces of blue steel form the structure of Gillette Stadium, weighing in at 16,000 tons.

Lap of Luxury

The Fidelity Investments Clubhouses at Gillette Stadium are each larger than a football field, with cathedral ceilings four stories high, fireplaces and a floor-to-ceiling glass wall providing an end zone to end zone view of the field.

The Suite Life

The stadium's 89 luxury suites each have granite-topped wet bars, marbled bathrooms and personal attendants.

Making Room

The construction of Gillette Stadium required the removal of 90,000 cubic yards of blasted bedrock, 310,000 cubic yards of total excavated material and the demolition of the old Foxboro stadium and racetrack.

Concrete Example

The foundation of Gillette Stadium consists of 17,500 cubic yards of concrete, enough to build a sidewalk from here to Boston... on both sides of the street.

A Light Snack

On a typical game day, Patriots fans eat more than one ton of Italian sausage and warm up with 186 gallons of clam chowder.

Team-Work

Up to 5,000 staff are necessary to operate Gillette Stadium for a Patriots game, at a ratio of one worker for every 13.7 fans.





"One of the greatest things about sports is the bond players and fans share. You feel like you've lived through the same experiences and share the same memories. That was one of our motivations in building The Hall. We wanted to create a place where our fans and alumni could visit and relive those moments together. We wanted to preserve the legacy of this franchise and give our greatest players the most prominent display of any hall of fame in the world."

— Robert Kraft

The Hall at Patriot Place presented by Raytheon is the crown jewel of Patriot Place and the only sports and education experience of its kind. Through a dazzling array of interactive multimedia exhibits and artifacts never before viewable by the public, The Hall at Patriot Place presented by Raytheon showcases the tradition of the New England Patriots, explores the history of football in New England, and promotes math and science education for thousands of schoolchildren each year through its partnership with Raytheon.

The experience begins as visitors enter an elevator on the ground floor and hear a voice from Patriots history welcoming them to The Hall. The journey continues through 36,000 square feet and two stories until visitors reach one of The Hall's signature exhibits and its premier photo opportunity: the Patriots' three Lombardi trophies.

The Hall features interactive exhibits designed to educate and entertain. Visitors receive instruction from Patriots Head Coach Bill Belichick on how plays in the Patriots' playbook are designed. They also step inside a game-used replay booth and make the call on an instant replay review with instruction from former NFL Vice President of Officiating Mike Pereira. Fans of all ages test their vertical leap, reaction time and weight against NFL players.

The Hall's 19 high-definition touch screen kiosks allow visitors to interact with the exhibits in unique ways. Four and a half hours of exclusive video content is also displayed on 11 60-inch high-definition TV monitors, seven projection screens and the 48-foot-wide panoramic movie screen in the Raytheon Theater, where a 15-minute signature film plays every 20 minutes.

Each of the members of the Patriots Hall of Fame is immortalized on 30-foot high, six-foot wide video pylons utilizing the first Magink digital ink display in the United States. Fans can choose which Hall of Famer to highlight on one



of four touch screen kiosks, causing the pylons to come alive with video and images of each player while additional information is displayed on the screen below.

To complement the audiovisual experiences, there are thousands of football artifacts on display at The Hall, ranging from the priceless (a football from the 1876 Harvard-Yale game) to the quirky (the infamous snow plow that cleared the way for a Patriots win over the Dolphins in 1982) to the sublime (Doug Flutie's 1984 Heisman Trophy).

In partnership with Raytheon Company, The Hall at Patriot Place presents an integrated math and science education program with lesson plans designed to combine elements of The Hall's exhibits in an engaging educational platform for visiting

school groups. Additionally, all visitors can experience the "In the Numbers" exhibit, presented by Raytheon, which uses football to teach math and science in a fun and interactive way.

In 2009, The Hall received a Gold MUSE Award from the American Association of Museums and The Hall's signature film, "Patriots Way," won a CINE Golden Eagle Award. The Hall was also named to *Boston Globe Magazine's* Best of the New and was a *Yankee* magazine Editor's Choice recommendation. For more information, please visit www.thehallatpatriotplace.com.



TWO WAYS TO BE CONVINCED FUSION® PROGLIDE™ IS GILLETTE'S MOST COMFORTABLE RAZOR.¹

TRUST ALL OF OUR PATENTS, OR JUST TRY IT.

New Gillette® Fusion ProGlide is engineered with thinner, finer blades for less tug and pull² and an effortless glide. You'll get incredible comfort, even if you shave every day. You've got to feel it to believe it. Learn more at Gillette.com.

Fusion ProGlide turns shaving into gliding.

¹ In manual and power, respectively.

² Leading blades vs. Fusion.



Proud Sponsor of the New England Patriots.™



NEW!
Fusion
PROGLIDE

Gillette
The Best Men's Grooming™

EXECUTIVES





Robert KRAFT

CHAIRMAN & CEO



Robert Kraft announced his intention to bring New England a championship the day he bought the Patriots in 1994. In the 16 years since, he has made good on that pledge several times over, as the Patriots have won an unrivaled three Super Bowls, five conference championships and nine division championships during that time. Since 1994, the Patriots have qualified for the playoffs 11 times, advancing to the Super Bowl on five occasions. No other NFL franchise has earned more than three Super Bowl berths in the past 16 years. With a 197-100 (.663) overall record, the Patriots have won more games and more often than any other team since Kraft purchased the franchise. With a regular season winning percentage of .662 (180-92), Kraft holds one of the highest winning percentages among owners in NFL history.

Under Kraft, the Patriots have experienced one of the most dramatic turnarounds in the history of sports. In the four seasons immediately preceding Kraft's acquisition (1990-93), the Patriots compiled an NFL-worst 14-50 (.219) overall record, which included a 1-15 finish in 1990 and a 2-14 record in 1992. The Patriots were not only last in the standings, they were also last in attendance and overall revenue.

But it didn't take long for Kraft's vision to come into focus. His personal investment in the team restored the faith of Patriots fans and rejuvenated interest throughout New England. The year he bought the team, season ticket sales soared to new heights, eclipsing 40,000 for the first time in franchise history. By the start of his first season, every game was sold out, a feat that had never been accomplished in the franchise's previous 34 seasons. The achievement ensured that local broadcast blackouts would be lifted and every Patriots game, home and away, would be televised throughout New England for the first time in team history. Every game has been sold out since that 1994 season opener. By season's end, the consecutive sellout streak will extend to 180 games.

In his first year of ownership, the Patriots won their final seven regular season games to qualify for

"My objective in buying the Patriots is to help bring a championship to New England."

—ROBERT KRAFT, JAN. 21, 1994

the postseason, ending an eight-year playoff drought. By his fifth anniversary as owner, the Patriots had already established themselves as perennial playoff contenders, qualifying for the postseason four times, including twice as division champions. In 1996, the Patriots claimed their first division title in 10 years. After defeating Pittsburgh in the playoffs that year, the Patriots hosted their first conference championship game in franchise history and advanced to Super Bowl XXXI.

The transformation of the Patriots under Kraft's leadership constitutes one of the greatest long-term, worst-to-first revivals in sports history. In 2005, *Forbes* magazine valued the Patriots franchise at one billion dollars. The Patriots were just the fourth sports franchise in history to eclipse that financial plateau. After winning back-to-back Super Bowls and three titles in four years, *Forbes* also named the Patriots "The Best Team in Sports."

In 2007, the New England Patriots won a franchise-record fifth consecutive division title. They also became the first NFL team to win 16 games during the regular season and the only team to ever win 18 consecutive games in one season. The undefeated regular season boosted the team's overall record from 2003 to 2007 to 77-17 for a remarkable .819 winning percentage. The 77 wins in five years is the most by any team over any five-year span in NFL history. From Sept. 14, 2003 to Oct. 26, 2008, the Patriots won 82 games with only 18 losses. It marks the most successful 100-game stretch since the league was founded in 1920.

The Patriots also set three significant NFL records for consecutive wins. In 2003 and 2004, the Patriots won 21 consecutive games, which included three playoff games. Two years later, the Patriots started another streak and over the next three seasons won 21 consecutive regular season games. In addition, the Patriots also established an NFL record by winning 10 consecutive playoff games (2001-05). During that time, the Patriots also won 21 consecutive games at Gillette Stadium, the longest home win streak in franchise history.

The success the Patriots sustained over the past decade (2000-09) was unrivaled. The Patriots' 126

2010 NFL OWNER COMMITTEES

- Broadcast Committee - Chairman
- NFL Network Committee
- Finance Committee
- Management Council Executive Committee
- Compensation Committee





Whitney Group, Inc. of Worcester, Mass., a company that converted paper into packaging for various industries. He later acquired the company. In 1972, he founded International Forest Products, a trader of paper commodities that now does business annually in more than 80 countries. Together, Rand-Whitney and International Forest Products comprise one of the largest privately-owned and fully integrated paper and packaging companies in the United States. Kraft founded The Kraft Group to serve as the holding company for the family's varied business interests, which are concentrated in five specific areas: the distribution of forest products, paper and packaging manufacturing, sports and entertainment, real estate development and private equity and venture investing.

total victories (including playoffs) was the most by any team in one decade in the 90-year history of the NFL. The recent decade of dominance featured more Super Bowl titles (3), conference titles (4), division titles (7), playoff wins (14), victories in a single season (18) and victories in a regular season (16) than any other team. In addition, no other NFL team hosted more playoff games (9) or played in more playoff games (18) than the New England Patriots. The sustained success earned the franchise "Team of the Decade" acclaim from many publications.

Throughout Kraft's professional career, many of his biggest risks have yielded the greatest rewards. That was true throughout his pursuit of Patriots ownership, beginning in 1985 when he first purchased an option on the land surrounding the old stadium in Foxborough, Mass. It was a large investment for an underdeveloped parcel of land, but proved to be an important first step in a long process toward owning the Patriots. In 1988, he took another step by purchasing the stadium out of bankruptcy court. It was another large investment, this time to purchase an antiquated stadium that was eventually demolished. But, with a binding lease through 2001, the acquisition of the old stadium proved to be an invaluable asset in Kraft's quest toward owning the team.

Kraft's impact on the Patriots was immediate and it didn't take him long to earn the respect of his NFL colleagues and peers. Since 1994, he has played an integral role on many of the NFL's most prominent league committees. As a member of the broadcast committee, he had an integral role in negotiating the most lucrative broadcasting contracts in the history of sports. In 2009, as the chairman of the broadcast committee, he was one of the principals responsible for negotiating the extensions of the CBS and FOX contracts, as well as the extensions of the broadcasting agreements with DirecTV and Comcast. He was also instrumental in putting together a deal that made New England-headquartered Reebok International, Ltd. the official and exclusive apparel manufacturer for the NFL, helping to create a new model for the sports license apparel industry.

When his opportunity came in January of 1994, Kraft faced a difficult business dilemma. He had to decide between committing over \$172 million of family resources to purchase the Patriots or accept a lucrative \$75 million buyout offer to void the final years of the team's stadium lease and allow the team to move out of New England. On Jan. 21, 1994, Kraft passed on the buyout offer, choosing instead to make an 11th-hour bid to buy the team. On Feb. 26, 1994, a day after Kraft earned league approval, season tickets for the 1994 season went on sale and Patriots fans showed their support for Kraft's decision in record numbers. By the end of the first business day, amidst a winter nor'easter, 5,958 season ticket orders were processed, shattering



★ ★ A CHAMPIONSHIP ERA ★ ★



Prior to 1994, the Patriots qualified for the playoffs just six times during their first 34 seasons (1960-93). In the 16 seasons since Robert Kraft has taken ownership, the Patriots have qualified for the playoffs 11 times, nine times as division champions, and have won five conference titles and three Super Bowl championships.

	Pre-Kraft 1960-93	1989-93	Kraft Era 1994-10
Overall Record	225-276-9	19-61	197-100
Winning Pct.450	.311	.663
Super Bowl Titles	0	0	3
Conference Titles	1	0	5
Division Titles	3	0	10
Playoff Seasons	6	0	12
Playoff Record	4-6	--	17-8
Home Playoff Games	1	0	12
Home Playoff Record	0-1	--	11-1



the previous single-day sales record of 979. The show of support validated Kraft's decision to buy the team and gave him the confidence to focus on another risky, long-term project: the construction of Gillette Stadium.

From 2000 to 2002, The Kraft Group's real estate development team oversaw the on-time and on-budget construction of Gillette Stadium, a privately-financed \$325 million state-of-the-art stadium that the Patriots and their fans are proud to call home. The financial commitment from Kraft provided a solid foundation on which to build for the first time in the franchise's nomadic history. Moving from Foxboro Stadium into the majestic Gillette Stadium marked another worst-to-first transformation for the Krafts, who now operate New England's premier entertainment venue. After opening Gillette Stadium, Kraft was recognized as the Sports Executive of the Year by one national publication and he and Jonathan Kraft were named Sports Industrialist of the Year by another.

The construction of Gillette Stadium was the first project of The Kraft Group's development team. In 2007, The Kraft Group expanded the site development with the construction of Patriot Place, a 1.3 million square foot mixed-use lifestyle center and entertainment destination.

Kraft is widely recognized as one of the most successful owners in professional sports. As Chairman and CEO of the New England Patriots, Investor/Operator of the New England Revolution and owner of Gillette Stadium and Patriot Place, Kraft has turned that underdeveloped parcel of land he purchased in 1985 in Foxborough, Mass. into a world-class sports and entertainment destination in New England.

Under Kraft's leadership, the Patriots and the Revolution have delivered three league championships and nine conference titles, while his private-financing of Gillette Stadium has given fans a world-class facility in which to enjoy New England's championship tradition.

Kraft's long-standing support of soccer in the United States dates back to his efforts in the early 1990s to secure Foxborough as one of the nine host venues for the 1994 FIFA World Cup. With the bid process underway for the 2018 and 2022 FIFA World Cups, Kraft continues his work to bring the world's biggest sporting event back to the United States by accepting a position on the Board of Directors of the U.S. Bid Committee. Gillette Stadium is one of the 18 venues that will be included on the U.S. bid.

A native of Brookline, Mass., Kraft attended local public schools before entering Columbia University on an academic scholarship. Upon graduation, he received a fellowship to attend Harvard Business School, where he earned a master's degree in business administration.

Over the past four decades, the Kraft family has been one of New England's most philanthropic families, donating tens of millions of dollars in support of local charities and civic affairs. Kraft currently serves on the board of directors for Viacom. He is also on the executive committee for the Dana-Farber Cancer Institute, where he established the Robert K. Kraft Family Blood Donor Center. He recently was named to the board of trustees

★★★ SUCCESS STORY ★★★

Since Robert Kraft bought the team in 1994, the Patriots have become the most successful franchise in the NFL. For the past 17 seasons (1994-2010), the Patriots have won more Super Bowl Championships (3) and more conference championships (5) than any other NFL team. They have also won 10 division titles, tied with the Pittsburgh Steelers for the most by any NFL team since 1994. In addition to championships titles, the Patriots have also won more, and more often, than any other NFL team, claiming 197 total victories and a .663 winning percentage, including 17 postseason wins.

SUPER BOWL CHAMPIONSHIPS SINCE 1994

New England Patriots	3
Denver Broncos	2
Pittsburgh Steelers	2
9 Teams	1

CONFERENCE CHAMPIONSHIPS SINCE 1994

New England Patriots	5
Pittsburgh Steelers	3
5 Teams	2
14 Teams	1

DIVISION CHAMPIONSHIPS SINCE 1994

New England Patriots	10
Pittsburgh Steelers	10
Indianapolis Colts	8
Green Bay Packers	7

PLAYOFF VICTORIES SINCE 1994

New England Patriots	17
Pittsburgh Steelers	15
Green Bay Packers	11
Philadelphia Eagles	11
Indianapolis Colts	11

TOTAL VICTORIES SINCE 1994

New England Patriots	197
Pittsburgh Steelers	187
Green Bay Packers	181
Indianapolis Colts	181
Denver Broncos	165
Philadelphia Eagles	165

OVERALL WINNING PERCENTAGE SINCE 1994 (INCLUDING POSTSEASON)

Team	W	L	T	Pct.
New England Patriots	197	100	0	.663
Pittsburgh Steelers	187	104	1	.642
Green Bay Packers	181	112	0	.618
Indianapolis Colts	181	113	0	.616
Denver Broncos	165	120	0	.579

PLAYOFF WINNING PERCENTAGE SINCE 1994

Team	W	L	Pct.
New Orleans Saints	5	2	.714
New England Patriots	17	8	.680
Pittsburgh Steelers	15	8	.652
Arizona Cardinals	5	3	.625
Baltimore Ravens	8	5	.615
Denver Broncos	8	5	.615

for Carnegie Hall. In addition, Kraft is a trustee emeritus at Columbia and is a trustee at Boston College. He has received honorary degrees from several colleges and universities and was awarded the NCAA's highest honor when he received the Theodore Roosevelt Award, "presented annually to a distinguished citizen of national reputation and outstanding accomplishments."





Jonathan A. Kraft is the president of The Kraft Group, the holding company of the Kraft family's varied business interests. He is also the president of the three-time Super Bowl Champion New England Patriots. As president of the Patriots, Kraft oversees the management and strategic planning of each department within the organization. He also works closely with his father to represent the Patriots in all league matters and has served on multiple NFL owner committees.

Kraft's NFL obligations are only a small part of his day-to-day responsibilities, which are as diversified as the many different companies he oversees. The Kraft Group has a variety of interests concentrated in five specific areas: the distribution of forest products, paper and packaging manufacturing, sports and entertainment, real estate development and private equity and venture investing. As president, Kraft is responsible for overseeing the operations of each division.

Since his family purchased the team in 1994, Kraft has been the day-to-day driving force behind the rebuilding and rebranding of the franchise, bringing long-overdue stability to the once wayward organization. It has been a remarkable transformation, as the Patriots have evolved from worst to first in many categories, both on and off the field.

Once tenants in the league's poorest venue, the Patriots now play in one of the NFL's premier stadiums. Once last in the league in revenues, the Patriots now rank among the league's elite. Once a cellar dweller, the Patriots are now a perennial power.

Since his family's purchase of the team in 1994, the Patriots have won more games (183) and more often (.663 winning percentage) than any other NFL team, and Kraft has successfully implemented many initiatives that have accelerated the franchise's many worst-to-first transitions.

In the past decade, the Patriots set multiple NFL records and earned "Team of the Decade" acclaim from multiple publications. During the last 10 years, the Patriots established three NFL consecutive win streak records with a 10-game win streak in the postseason, a 21-game overall win streak (including playoff games) and a 21-game regular season win streak. Overall, the Patriots won 126 games during the decade, the most by any NFL team in one decade in the 90-year history of the league. The Patriots also

became just the second team in NFL history to win three Super Bowls in four years and finished the decade with more Super Bowl titles (3), conference titles (4), division titles (7), playoff wins (14), victories in a single season (18) and victories in a regular season (16) than any other team.

Of all the team's recent achievements, arguably the most significant contribution to the organization's future success was securing financial approval for the construction of a new world-class stadium, the first of its kind in the franchise's history. Kraft developed the creative private financing strategy for the \$325 million construction of Gillette Stadium. Many financial experts dismissed the viability of his plan, which relied on year-round club memberships for new clientele rather than the more conventional sale of private seat licenses to existing season ticket holders. Kraft's unprecedented plan was considered a financial risk, but proved to be universally successful.

Throughout the stadium initiative, no one was more involved in each phase of the project, including the planning, construction, opening and ongoing operation and development of Gillette Stadium. Kraft worked closely with stadium designers to create a world-class sports and entertainment facility that would highlight features indigenous to New England. His team not only delivered on the promise of a fan-friendly facility, but did so on time and under budget.

Kraft and the project team also drew praise for innovative environmental practices. In June of 2001, the Environmental Business Council presented The Kraft Group with the Environmental Award for Corporate Leadership. In May of 2002, the Kraft Group received New England's Environmental Merit Award from the U.S. Environmental Protection Agency for the development and construction of Gillette Stadium.

In 2002, Jonathan and Robert Kraft received the Sports Industrialists of the Year award, presented annually by *Sports Business Daily*. The Krafts opened the year celebrating New England's first Super Bowl Championship. They christened their new stadium just a few months later, earning various awards

★ ★ ★ 2010 NFL OWNER COMMITTEES ★ ★ ★
Digital Media Committee - Chairman
Business Venture Committee

and acclaim for the project. They negotiated a new naming rights partnership with Gillette and celebrated a spectacular grand opening by hosting the 2002 season premiere of Monday Night Football as Super Bowl champions, presenting both the stadium and their 2001 Super Bowl banner to the fans of New England. One month later, the Krafts' Major League Soccer franchise, the New England Revolution, won the Eastern Conference to qualify for the MLS Cup, which drew over 61,000 fans to Gillette Stadium, the then-largest crowd in MLS history.

Prior to the Kraft family's ownership, the Patriots fan base was limited in range and scope. As a lifelong Patriots fan, Kraft was committed to expanding the Patriots fan base through an innovative multimedia outreach. Under his directive, the Patriots became the first professional sports team to launch an official Web site in March of 1995. Just two years later, the team debuted the first use of streaming video, offering a nightly video update. Since then, streaming video has been a constant feature on the team's Web site. The technology is also used to broadcast "Patriots Live!" featuring live feeds of every Patriots press conference. The Patriots' other Internet initiatives include a highly successful e-commerce division, providing Patriots fans around the world easy access to Patriots merchandise and apparel. In 2004, the team showed their commitment to globalizing the Patriots brand when they launched the NFL's first Chinese-language version of their website.

In April of 1995, the Patriots began publishing *Patriots Football Weekly*, the first full-color weekly publication offered by a sports team. It appears on newsstands throughout New England and is distributed to Patriots fans throughout the world.

Following the Super Bowl XXXVI championship, Kraft commissioned the production of a DVD entitled "3 Games to Glory," providing fans an opportunity to re-live three of the most memorable games in franchise history. Since then, he has overseen the production of its sequels, "3 Games to Glory II," and "3 Games to Glory III," each featuring over five hours of behind-the-scenes content on a two-disc DVD set. The Patriots were the first team to produce and sell such extensive commemorative DVDs.

A Williams College graduate, Kraft also earned an MBA from Harvard Business School. He is on the board of directors for several organizations, including the U.S. Soccer Federation, Children's Hospital Trust and Pop Warner Little Scholars, Inc. Kraft also serves as a trustee at Williams College, Belmont Hill School and Massachusetts General Hospital.

He is also a member of the Overseers' Committee at Harvard Business School. Kraft is active in youth athletics, coaching Pop Warner football, youth soccer and Little League baseball in the greater Boston area. In 2006, he was the recipient of the Warner Award, named after Glenn S. "Pop" Warner. The award is presented annually and is considered Pop Warner's highest national honor.

Jonathan and his wife, Patti, have three children.



★ ★ ★ A DECADE OF DOMINANCE (2000-09) ★ ★ ★

When Robert Kraft purchased the New England Patriots in 1994, few would have thought that just 16 years later the franchise would be the undisputed team of the decade in the first decade of the new millennium. Kraft brought a winning vision to the organization and dedicated his resources to building a consistent winner. On Jan. 27, 2000, Kraft hired Bill Belichick to coach the team, and three months later the team drafted then-unheralded quarterback Tom Brady, putting the final pieces in place for the Patriots to become the most successful NFL team of the 2000s. The tallies listed below represent totals during the 2000-2009 seasons.

Super Bowl Titles

New England	3
Pittsburgh.....	2
Baltimore.....	1
Indianapolis.....	1
New Orleans.....	1
N.Y. Giants.....	1
Tampa Bay.....	1

Conference Titles

New England	4
Indianapolis.....	2
N.Y. Giants.....	2
Pittsburgh.....	2
10 Teams.....	1

Division Titles

New England	7
Indianapolis.....	6
Philadelphia.....	5
Pittsburgh.....	5
San Diego.....	5

Note: The Patriots also finished tied for the division lead twice during the 2000s but lost the division title on tiebreakers in 2002 and 2008.

Playoff Wins

New England	14
Philadelphia.....	10
Pittsburgh.....	10
Indianapolis.....	9
Baltimore.....	8

Playoff Winning Percentage

Team	W	L	Pct.
New England	14	4	.777
New Orleans	5	2	.714
Pittsburgh	10	4	.714
Arizona	4	2	.667
Carolina	5	3	.625
Baltimore	8	5	.615

Playoff Games Played

(Includes 2009 Wild Card Round)

New England	18
Philadelphia.....	18
Indianapolis.....	17
Pittsburgh.....	14
Baltimore.....	13
N.Y. Giants.....	11

Overall Wins

(Includes Regular Season and Playoffs)

New England	126
Indianapolis.....	124
Pittsburgh.....	113
Philadelphia.....	113
Baltimore.....	100

Overall Winning Percentage

(Includes Regular Season and Playoffs)

Team	W	L	T	Pct.
New England	126	52	0	.708
Indianapolis	124	53	0	.701
Pittsburgh	113	60	1	.652
Philadelphia	113	64	1	.638
Green Bay	98	71	0	.580

Most Victories in a Season

(Inc. Playoffs), 2000-09

Team	Year	W
New England	2007	18
New England	2003	17
New England	2004	17
Baltimore	2000	16
St. Louis	2001	16
Pittsburgh	2004	16
Indianapolis	2006	16
Indianapolis	2009	16
New Orleans	2009	16

Most Victories in a Single Regular Season, 2000-09

Team	Year	W
New England	2007	16
Pittsburgh	2004	15
New England	2003	14
New England	2004	14
Indianapolis	2005	14
Indianapolis	2009	14
St. Louis	2001	14

Most points scored in a game in the 2000s

Rk	Team	Date	Opp	PF	PA
1	NE	10/18/09	Ten	59	0
2	CIN	11/28/04	Cle	58	48
3	STL	10/01/00	SD	57	31
4	NE	11/18/07	Buf	56	10
4	KC	10/24/04	Atl	56	10
4	NYJ	09/28/08	Ari	56	35
4	PHI	09/23/07	Det	56	21

Total Point Differential, 2000-09

Team	PF	PA	Diff.
New England	4003	2897	+1106
Indianapolis	4269	3286	+983
Philadelphia	3758	2883	+875
Pittsburgh	3585	2779	+806
Green Bay	3921	3282	+639

Playoff Games Hosted

New England	9
Philadelphia.....	9
Pittsburgh.....	8
Indianapolis.....	8

Major Sports League Titles 2000-09

Los Angeles Lakers	NBA	4
New England Patriots	NFL	3
San Antonio Spurs	NBA	3
Boston Red Sox	MLB	2
Detroit Red Wings	NHL	2
Houston Dynamo	MLS	2
Los Angeles Galaxy	MLS	2
New Jersey Devils	NHL	2
New York Yankees	MLB	2
Pittsburgh Steelers	NFL	2
San Jose Earthquakes	MLS	2

Major Sports Conference Titles, 2000-09

Los Angeles Lakers	NBA	6
New England Patriots	NFL	4
New England Revolution	MLS	4
Los Angeles Galaxy	MLS	4
New York Yankees	MLB	4
Detroit Red Wings	NHL	3
New Jersey Devils	NHL	3
San Antonio Spurs	NBA	3

Seasons of

NFL Playoff Advancement

Philadelphia.....	7
New England	6
Pittsburgh.....	5
Baltimore.....	4
Indianapolis.....	4
Green Bay.....	3
Oakland.....	3
Seattle.....	3
New Orleans.....	3





IS YOUR RETIREMENT BACK ON TRACK?

Find out with a Retirement Quick Check—only from Fidelity.

Let us help you create a solid, practical plan for retirement. It's fast, easy—and free.

YOUR RETIREMENT QUICK CHECK HELPS YOU DETERMINE:

- ☐ How much you may need to save
- ☐ How to maximize your savings options from 401(k)s, 403(b)s, and IRAs
- ☐ How to align your investment options with your goals
- ☐ If your portfolio can withstand the market's ups and downs

**CALL FOR YOUR COMPLIMENTARY
RETIREMENT QUICK CHECK TODAY.**

**800.FIDELITY (800.343.3548)
OR DO IT YOURSELF AT
FIDELITY.COM/RQC**

Turn hereSM



Keep in mind, investing involves risk. The value of your investment will fluctuate over time and you may gain or lose money.

Guidance provided by Fidelity is educational in nature, is not individualized and is not intended to serve as the primary or sole basis for your investment or tax-planning decisions.

Retirement Quick Check is an educational tool offered for use by Fidelity Brokerage Services LLC, Member NYSE, SIPC.

The tool's illustrations result from running a minimum of 250 hypothetical market simulations. The market return data used to generate the illustration is intended to provide you with a general idea of how asset mixes have performed historically. Our analysis assumes a level of diversity within each asset class consistent with a market index benchmark that may differ from the diversity of your own portfolio. Please note that the projections do not reflect the impact of any transaction costs or management and servicing fees (except variable annuities); if these had been included, the projected account balances would have been lower.

IMPORTANT: The projections or other information generated by Fidelity's Retirement Quick Check regarding the likelihood of various investment outcomes are hypothetical in nature, do not reflect actual investment results and are not guarantees of future results. Results may vary with each use and over time.

Fidelity Brokerage Services LLC, Member NYSE, SIPC. © 2010 FMR LLC. All rights reserved.

545920

FOOTBALL STAFF

IN BILL
WE
TRUST

A person is holding a white rectangular sign with both hands. The sign has the words 'IN BILL', 'WE', and 'TRUST' written on it in a hand-drawn, blocky font. 'IN BILL' and 'WE' are in orange, while 'TRUST' is in blue. The person holding the sign is wearing a dark blue long-sleeved shirt. In the foreground, the back of a person's head wearing a tan baseball cap is visible. The background is a blurred crowd of people, suggesting a stadium or large gathering.



Bill BELICHICK

36th NFL Coaching Season
16th Head Coaching Season
11th Season as Patriots Head Coach

HEAD COACH

SUPER BOWLS:

86 90 01 03 04

CONFERENCE TITLES:

86 90 96 01 03 04 07

Career Record – 177-99 (.641)

Regular Season – 162-94 (.633)

Postseason – 15-5 (.750)

Patriots Record – 140-54 (.722)

COACHING

Bill Belichick is in his 36th season as an NFL coach and is the only head coach in NFL history to win three Super Bowl championships in a four-year span. In his first 10 seasons as Patriots head coach, he has won 126 games – more than any other head coach in NFL history through his first 10 seasons with a team.

Belichick was hired by Patriots Chairman and CEO Robert Kraft on Jan. 27, 2000 and is in his 11th season as the team's head coach in 2010. In his first 10 seasons, Belichick delivered three Super Bowl championships, four conference titles, seven division crowns and 14 playoff victories, while posting an overall record of 126-52. Belichick directed the Patriots to victories in Super Bowls XXXVI (2001), XXXVIII (2003) and XXXIX (2004), and in 2007 he became the first NFL head coach to guide his team to a 16-0 regular season.

Despite an NFL system designed to ensure parity, Belichick's program has produced a remarkable run of sustained on-field success. From 2001-09, the Patriots won 74.3 percent of their regular-season games (107-37), recording the highest winning percentage of any major

DIVISION TITLES:

75 78 86 89 90 96 98
01 03 04 05 06 07 09 10



EXTRA POINTS

Bill Belichick spent 20 years as an assistant coach in the NFL and this is his 16th season as a head coach. According to the Elias Sports Bureau he is the only man in NFL history to serve 20 or more seasons as an assistant coach and at least 15 seasons as a head coach.

Belichick's Patriots teams own the all-time NFL records for consecutive total victories, including postseason games, (21 from 2003-04) and consecutive playoff victories (10 from 2001-05).

Coach Belichick's career winning percentage of .627 (163-97) ranks fifth all-time among head coaches with 150 or more wins, trailing only Hall of Famers George Halas (.682), Don Shula (.666), Earl "Curly" Lambeau (.631) and Joe Gibbs (.629).

In 2007, Coach Belichick led the Patriots to the NFL's first 16-0 regular season and joined Halas and Shula as the only coaches in NFL history to direct their teams to an undefeated regular season.

Coach Belichick is the only head coach in NFL history to win three Super Bowls in four years (2001-04).

With 35 years of NFL coaching experience, Coach Belichick is the longest tenured among active NFL head coaches.

Since he was first named a defensive coordinator in 1985, Coach Belichick's teams have allowed an average of fewer than 20 points per game 21 times in 25 years.

Six former assistants on Coach Belichick's staffs are head coaches in the NFL or college in 2010. Four of Coach Belichick's former assistants are NFL general managers in 2010.

Comments About Bill Belichick

Sean Payton, Super Bowl-winning head coach of the New Orleans Saints, (on spending time with Bill Belichick at the 2006 Pro Bowl)

"It was a great opportunity for me. Anytime you get to spend a week and really just try to get someone else's thoughts and opinions, someone who has been as successful as Bill has been – He's a guy that I have a ton of respect for and I really enjoyed the time we had to spend just that week."

Mike Shanahan, two-time Super Bowl champion head coach, September 2006

"When I first got the job, Bill left Cleveland and people asked me how I would rank the head coaches. I had Bill number one and Joe Collier and Jeff Fisher as two and three. They kind of laughed at me at that time and they said, 'What do you mean? Why would you rank him there?' He didn't have a lot of success in Cleveland.' I said, 'you just wait and see.'"



★ ★ ★ SUPER SUCCESS ★ ★ ★

Bill Belichick is one of just four head coaches to win three championships since the Super Bowl era began following the 1966 season. Coach Belichick joins three members of the Pro Football Hall of Fame in the exclusive club. Belichick is the only coach to win three Super Bowls in the post-1993 salary cap era.

MOST SUPER BOWL VICTORIES

Head Coach	Team	Titles	Seasons
Chuck Noll	PIT	4	1974, 1975, 1978, 1979
Bill Belichick	NE	3	2001, 2003, 2004
Joe Gibbs	WAS	3	1982, 1987, 1991
Bill Walsh	SF	3	1981, 1984, 1988

NOTE: Sorted by most recent championship. Super Bowls have determined NFL champion since 1966.

★ ★ ★ PLAYOFF SUCCESS ★ ★ ★

Coach Belichick has won 15 career playoff games, a total that is the fifth-highest by a head coach in NFL history.

MOST PLAYOFF WINS BY AN NFL HEAD COACH

Coach	Team(s)	Wins
Tom Landry	Dallas Cowboys	20
Don Shula	Baltimore Colts, Miami Dolphins	19
Joe Gibbs	Washington Redskins	17
Chuck Noll	Pittsburgh Steelers	16
Bill Belichick	Cleveland Browns, NE Patriots	15

American professional sports team over that span. Over a 100-game stretch from 2003-08, Belichick directed the team to an 82-18 record – the best record in any 100-game span in NFL history. Belichick has led the Patriots to a winning record (nine or more victories) in each of the last nine seasons, making the Patriots the only NFL franchise to accomplish that feat from 2001-09. For five straight seasons from 2003-07, Belichick's teams won the AFC East title and advanced in the playoffs each year, with the Patriots' five straight years of playoff advancement tying the second longest streak in NFL history.

Belichick's accomplishments have placed him among the elite coaches in NFL history. He owns a career record of 177-99 as a head coach, and his career winning percentage of .641 ranks third in NFL history among coaches with 150 or more wins, trailing only George Halas (.682) and Don Shula (.666). Belichick has compiled a career playoff record of 15-5, with his .750 playoff winning percentage placing second in NFL history behind Vince Lombardi (9-1, .900). Belichick's 15 career playoff wins rank fifth all-time, while New England's 14 playoff victories in the 2000s are tied for the highest total in any decade in NFL history.

Belichick's Patriots have rarely been rattled, able to consistently maintain leads and bounce back following losses. Since the beginning of the 2003 season, New England is 22-2 (.917) in games following a loss, dropping back-to-back contests just two times over that span. Another hallmark of Belichick's teams has been their ability to consistently succeed against top competition. The Patriots enter the 2010 season with a record of 33-10 (.767) against playoff teams since the beginning of the 2003 season.

In addition, the Patriots have consistently maintained their focus throughout the year and have played their best football late in the season. Since 2001, the Patriots lead the league with a 55-14 (.797) overall record in games played on Thanksgiving or later in the NFL season. As the season

has gone on, the Patriots have only gotten better, posting an NFL-best 24-6 (.800) mark since 2001 in games played on Christmas or later in the NFL season. Since 2003, the Patriots have gone 27-3 (.900) in the month of December.

Belichick's recent accomplishments are the latest triumphs in an NFL coaching career that began in 1975 and during which he has helped produce five Super Bowl titles, seven conference championships and 14 division titles. Now in his 36th season in the NFL, he has more years of NFL experience than any of the other 31 head coaches. He won his first two Super Bowls as the defensive coordinator for the New York Giants in 1986 and again in 1990 before claiming three Super Bowl championships with the Patriots. George Seifert is the only other man to have won multiple Super Bowls both as a head coach and as an assistant coach.

Once he became Patriots head coach, Belichick needed just one season to successfully implement his plan for success. In 2001, his second season in charge, the Patriots rebounded from a 5-11 record in 2000 to improve to 11-5, tying what was then the franchise regular-season record for wins. With a 20-17 victory over the Rams in Super Bowl XXXVI, the Patriots tied the franchise's then-record of 14 overall wins. In 2003 and 2004, the Patriots eclipsed those marks in each season, posting identical 14-2 records in the regular season and notching 17 total wins and a Super Bowl title in each year.

From 2003-04, Belichick directed the Patriots through the most prosperous two-year period for any team in NFL

★ ★ ★ AMONG THE GREATS ★ ★ ★

Coach Belichick enters the 2010 season with 163 career wins and a career winning percentage of .627, placing fifth in NFL history among all NFL coaches with at least 150 career victories.

TOP WINNING PERCENTAGE AMONG HEAD COACHES WITH AT LEAST 150 WINS

Head Coach	Team(s)	Years	W	L	T	Pct.
George Halas	CHI	1920-29, 33-42, 46-55, 58-67	324	151	31	.682
Don Shula	BAL/MIA	1963-95	347	173	6	.666
Bill Belichick	CLE/NE	1991-95, 00-09	177	99	0	.641
Curly Lambeau	GB/CHC/WAS	1921-53	229	134	22	.631
Joe Gibbs	WAS	1981-92, 04-07	171	101	0	.629

NOTE: Winning percentages are calculated using official NFL rules. Ties are not included in winning percentage prior to 1972. Since 1972, a tie counts as a half-win, half-loss.

Comment About Bill Belichick

Josh McDaniels, February 2009

(on Bill Belichick's impact on him)

"(He) has meant so much to me, not only professionally but personally. He's really mentored me, taught me how to be a good coach, taught me how to identify a way to win each week, taught me how to evaluate players, taught me how to be a part of the draft. He was a mentor in other ways, a very big influence in my life, from off-the-field things, decisions you had to make, those kinds of things. There was nothing that he turned me away for. He would always be there to give me his advice. To me, that's the greatest thing I got from him – he was willing to help me in any way to become a good coach and a good person."

history, netting back-to-back Super Bowl victories and consecutive 17-2 campaigns. The team's 34 victories from 2003-04 mark the highest two-year win total in the NFL's 89-year history. An overall winning streak of 21 consecutive games, including the postseason – also unprecedented in NFL annals – spanned the two seasons. New England was undefeated at home in both 2003 and 2004, and set a franchise record by winning 21 straight home games from 2002-05.

The 2004 season saw the Patriots tie the best regular-season record by a defending Super Bowl champion (14-2). New England capped off the year with another memorable playoff run, culminating in a 24-21 victory over the Philadelphia Eagles in Super Bowl XXXIX that made Belichick just the fourth head coach in NFL history to win at least three Super Bowl titles. Only one coach (Pittsburgh's Chuck Noll, 4) has won more Super Bowls. Belichick's three Super Bowl titles tie Washington's Joe Gibbs and San Francisco's Bill Walsh for second place on the NFL's all-time list. Noll, Gibbs and Walsh are all enshrined in the Pro Football Hall of Fame.

In 2005, New England won 11 games despite being forced to use 45 different starters, an NFL record for a division champion. After starting the season 4-4 and being faced with a rash of injuries, the Patriots won six of their next seven games to claim their third straight division title.

In 2006, Belichick directed the Patriots to a berth in the AFC Championship Game for the third time in four years and for the fourth time in six seasons. New England won the AFC East division for the fourth consecutive season, and set a franchise record by allowing just 14.8 points per game. The Patriots' 14 total victories tied what was then the second highest total in franchise history.

In 2007, Coach Belichick earned Associated Press NFL Coach of the Year honors as the Patriots became the fourth team in the league's 90-year history to complete an undefeated regular season and the first to achieve the feat since the NFL increased the number of regular-

★ ★ ★ ELITE COMPANY ★ ★ ★

Bill Belichick is one of nine NFL head coaches to win three or more championships since the league began postseason play in 1933. With the Patriots' victory in Super Bowl XXXIX, Belichick joined an exclusive club in which each of the eight other members has been enshrined in the Pro Football Hall of Fame.

HEAD COACHES WITH THREE OR MORE NFL TITLES (Listed alphabetically)

Head Coach	Championship Team(s)
Bill Belichick	New England Patriots
Paul Brown	Cleveland Browns
Weeb Ewbank	Baltimore Colts, New York Jets
Joe Gibbs	Washington Redskins
George Halas	Chicago Bears
Earl (Curly) Lambeau	Green Bay Packers
Vince Lombardi	Green Bay Packers
Chuck Noll	Pittsburgh Steelers
Bill Walsh	San Francisco 49ers

★ ★ ★ FOOTBALL FAMILY ★ ★ ★

Bill Belichick is one of only five head coaches in NFL history whose father played in the NFL. The others are Joe Walton, David Shula, Mike Nolan and Todd Haley. Belichick's father, Steve, played fullback for the Detroit Lions in 1941 and coached for 33 years at the Naval Academy.

★ ★ ★ POSTSEASON PROWESS ★ ★ ★

Bill Belichick is the second winningest head coach in NFL playoff history, trailing only the legendary Vince Lombardi, whose name is emblazoned on the Super Bowl trophy.

BEST POSTSEASON RECORDS IN NFL HISTORY (Minimum 10 games)

Head Coach	Team(s)	W	L	Pct.
Vince Lombardi	GB/WAS	9	1	.900
Bill Belichick	CLE/NE	15	5	.750

Comment About Bill Belichick

Junior Seau, 19-year NFL player, January 2008

"Coach Belichick is obviously the best coach you can ever have. What he does is so many other things besides the X's and O's. He communicates well with his players and he's established himself in terms of his integrity and his ways of playing the game of football. I haven't met a guy that has so much passion and so much love for the game and so much knowledge and he's able to (transfer) that over to the players so they can learn. There's always a learning curve here every day for you. All you have to do is just listen. You want to play for a man like Belichick. You really do. And as much as he doesn't show it, he has a lot of love for his players. He really does."

season games to 16 in 1978. Belichick joined Pro Football Hall of Famers George Halas and Don Shula as the only head coaches to complete undefeated regular seasons. New England's 18 overall victories in 2007 tied the 1985 Chicago Bears and the 1984 San Francisco 49ers for the most in league history. New England became the first team in NFL history and the first major American pro sports team since 1884 to open a season with 18 straight wins. The Patriots set all-time NFL records for points scored (589), touchdowns (75) and point differential (+315) in addition to numerous individual and team records.

In 2008, Belichick led the Patriots to an 11-5 record – the team's sixth straight season with 10 or more wins and its eighth consecutive year with a winning record. New England ranked among the NFL's top 10 teams in 2008 in terms of yards gained (5th), points scored (8th), fewest yards allowed (10th) and fewest points allowed (8th), marking just the fourth time the club finished in the top 10 in all of those categories since joining the NFL in 1970. At the conclusion of the regular season, the Patriots were

Comments About Bill Belichick

Steve Sabol, President NFL Films, June 2009
(on his choice for best NFL coach of the past decade)
"Bill Belichick. He is to this century what Paul Brown was to the previous century. With the way he has built teams, his strategic mind, the success he's had -- he would be my easy choice."

Rodney Harrison, 15-year NFL player

"I have a great deal of respect for him. He's the best coach that ever coached the game."



Comment About Bill Belichick

**Roger Staubach, Hall of Fame quarterback,
January 2005**

"He's really special. I've always been a Bill Belichick person. He's got great roots. He's got an aura about him. He's got the fire you want to see, but he always gives other people credit."

among the league's hottest teams, winning five of their last six games and going undefeated in December (4-0).

In 2009, the Patriots finished the season with a 10-6 record, claiming the AFC East Division for the sixth time in the past seven seasons and the seventh time in nine years. The Patriots won more than half of their games in 2009 for the ninth straight year and are the first team to win more than half of their games in nine straight seasons since free agency began in 1993. The Patriots are the fifth team to win more than half of their games in nine straight seasons since the 1970 AFL-NFL merger, joining the 49ers (16 straight from 1983-98), the Cowboys (16 straight from 1970-85), the Raiders (11 straight from 1970-80) and the Steelers (9 straight from 1972-80).

Belichick returned to the Patriots as head coach after three seasons with the New York Jets (1997-99) as the team's assistant head coach/secondary coach, holding the responsibility of calling the team's defensive plays. In 1998, the Jets surrendered just 266 points, propelling the team to its first division title. After finishing the regular season with a franchise-best 12-4 overall record, the Jets advanced to the AFC Championship game. In his first season with the Jets in 1997, his defense surrendered just 287 points, an average of 17.9 points per game, marking a significant 10.5-point improvement per game from 1996.

Patriots fans witnessed Belichick's impact on a team firsthand in 1996 when he joined the Patriots after five seasons as the head coach of the Cleveland Browns. That year, the Patriots claimed their first division title in 10 years with an 11-5 record and won their first two playoff games at Foxboro Stadium to advance to Super Bowl XXXI. The 1996 Patriots defense allowed just 19.6 points per game and forced 34 turnovers, second in the AFC. In two playoff

HALL OF FAMERS

From 1981-88, Coach Belichick tutored the linebackers for the New York Giants. His unit featured Lawrence Taylor and Harry Carson, both of whom are enshrined in the Pro Football Hall of Fame.

THE BELICHICK LIBRARY

Coach Belichick is an avid collector of football-related books, and along with his late father, Steve, amassed a library of more than 800 volumes. The library is believed to be one of the largest collection of football books in the world, behind the Pro Football Hall of Fame and the Library of Congress. In 2006, Coach Belichick moved his entire library to the Naval Academy, where his father coached for 33 years. The books are housed in a display at Ricketts Hall in Annapolis for future generations of football players, coaches and fans to enjoy.

HONORS & AWARDS

Coach Belichick has been honored with numerous awards in recognition of his success with the Patriots. He has earned NFL Coach of the Year honors by the Associated Press two times (2007 and 2003) and has finished in the top five in AP voting for NFL Coach of the Year Award eight times (1994, 2001, 2002, 2003, 2004, 2005, 2007 and 2008). Below is a sampling of the recognition he has earned since 2001:

2007 NFL COACH OF THE YEAR HONORS

- Associated Press
- *Sporting News*
- *Pro Football Weekly*/PFWA
- *USA Today*
- *SI.com*
- *Dallas Morning News*
- Kansas City's 101 Football Awards – AFC Coach of the Year

2004 NFL COACH OF THE YEAR HONORS

- *Sports Illustrated*
- *SI.com*
- Fox TV/Terry Bradshaw

OTHER 2004 HONORS

- ESPY Award – Best Coach/Manager
- U.S. Sports Academy Amos Alonzo Stagg Coaching Award

2003 NFL COACH OF THE YEAR HONORS

- Associated Press
- *The Sporting News*
- *Pro Football Weekly*/PFWA
- *Sports Illustrated*
- *Football Digest*
- *SI.com*
- *NFL.com*
- *Dallas Morning News*
- *San Francisco Chronicle*
- NFL Alumni
- Fox TV/Terry Bradshaw
- Victor Awards
- Kansas City's 101 Football Awards – AFC Coach of the Year

OTHER 2003 HONORS

- *Time Magazine*'s 100 most powerful and influential people in the world

2001 NFL COACH OF THE YEAR HONORS

- *Sports Illustrated*
- College & Pro Football Newsweekly
- *Dallas Morning News*
- ESPN
- CNN
- Kansas City's 101 Football Awards – AFC Coach of the Year
- *USA Today*'s All-Joe Team

★ ★ ★ NFL SENIORITY ★ ★ ★

Coach Belichick began his coaching career as a special assistant with the Baltimore Colts in 1975 at the age of 23. This year, he enters his 36th season in the NFL and owns the distinction of having the most NFL coaching experience among current head coaches. The head coaches with the most NFL experience are listed below:

Years	Name	NFL Coaching Tenure
36	Bill Belichick	1975-2010
34	Wade Phillips	1976-2000,02-10
26	Jeff Fisher	1985-2010
26	Dick Jauron	1985-2010
26	Norv Turner	1985-2010

games, the defense allowed just nine points combined, propelling the Patriots to a berth in Super Bowl XXXI against Green Bay.

Prior to joining the Patriots, Belichick spent five seasons (1991-95) rebuilding the Cleveland Browns, whose 3-13 finish the year prior to his arrival was the worst in the history of the franchise. By 1994, the Browns were again one of NFL's best teams, boasting the second-best record in the AFC. Belichick's first head coaching opportunity came following the 1990 season, when his defensive efforts with the New York Giants helped claim a second Super Bowl title in five years. At the age of 38, he became the NFL's youngest head coach. In his first season, Belichick began the rebuilding process by restoring the foundation of the aging squad he inherited. In 1991, the Browns improved to 6-10 and played in 11 games that were decided by a touchdown or less.

Following back-to-back 7-9 campaigns in 1992 and 1993, the Browns improved to 11-5 in 1994, a mark that is still tied for the second highest victory total in the 60-year history of the Browns franchise. The 1994 squad was defined by its defense, which allowed a league-low 204 points. In their return to the playoffs, the Browns defeated the Patriots, 20-13, in a first-round Wild-Card game on New Year's Day 1995.

The 1995 season was disrupted by the mid-season announcement that the Cleveland Browns franchise would be moved to Baltimore at the conclusion of the campaign. The announcement caused an undeniable mid-season distraction resulting in a 5-11 finish. Belichick did not accompany the franchise's move to Baltimore after the 1995 season.

Belichick began his coaching career after graduating

Comments About Bill Belichick

Jim Brown, Hall of Fame running back, April 2002

"Let me tell you about someone I do admire. (Bill Belichick) of the New England Patriots has been in the prisons with me. He's met gang members in my home; he's met gang members in Cleveland. He's put up money. He's opened up areas of education for us very quietly and very strongly."

Joe Torre, four-time World Series winning baseball manager, June 2006

"What he does, what (Bill) Belichick does with the team concept, it makes our jobs easier as other managers and coaches."

Comments About Bill Belichick

Tony LaRussa, World Series winning baseball manager, March 2009

"A lot of what we talk about is how to keep guys focused and Bill's a master. He keeps that club hungry year in and year out. I'm just blown away that I can call him or that he calls me to ask my opinion on things. This is a real man of status. If he says you're OK, you think ... 'Maybe I'm OK.'"

Comment About Bill Belichick

Urban Meyer, two-time NCAA national championship winning Head Coach, April 2009

(on his visit to New England Patriots offseason program)

"I saw the way, in my mind, the best coach in professional sports - not basketball, not football, not baseball...in all sports - handled his team.... we're talking about arguably one of the greatest coaches of all time."

from Wesleyan University and accepting a staff assistant position with the Baltimore Colts in 1975. At the age of 23, he was named special assistant to Head Coach Ted Marchbroda. In 1976, Belichick joined Rick Forzano's staff with the Detroit Lions as an assistant special teams coach. The following year, he was given his first positional coaching assignment as the Lions' tight ends and receivers coach. In 1978, Denver Broncos Head Coach Red Miller hired Belichick as the assistant special teams coach and assistant to defensive coordinator Joe Collier.

In 1979, Belichick joined Ray Perkins' staff with the New York Giants as a defensive assistant and special teams coach, launching a 12-year tenure with the Giants. After the 1980 campaign, he drew the added responsibility of coaching the Giants linebackers. In 1983, he began coordinating the defense on Bill Parcells' staff and continued coaching the linebackers, a unit that would become known as one of the most dominant groups of all-time, featuring Pro Football Hall of Famers Lawrence Taylor and Harry Carson. He was officially appointed defensive coordinator in 1985, a position he held for the next six seasons. During his time as the Giants' defensive signal caller, his units were never ranked lower than 11th in the NFL and finished as high as second in the league three times, including the Super Bowl seasons of 1986 and 1990. His contributions with the Giants throughout the 1980s brought him national recognition as one of the best young assistant coaches in the NFL.

Eight former assistant coaches on Coach Belichick's staffs in Cleveland or New England have gone on to become head coaches at the NFL or collegiate level. Three current NFL head coaches worked on Belichick staffs: Cleveland's Eric Mangini, Denver's Josh McDaniels and Detroit's Jim Schwartz. Additionally, three college head coaches were once hired by Belichick as assistant coaches: Alabama's Nick Saban, Iowa's Kirk Ferentz and Fresno State's Pat Hill.



Comments About Bill Belichick

Kirk Ferentz, Head Coach University of Iowa

"If you love football, you love working for him. I've never been around a better listener than Bill. I always thought he was very easy to communicate with – very honest, very direct and very open."

Scott Pioli, General Manager Kansas City Chiefs, January 2008

"There's no hidden agenda here. You're supposed to know what your job is and do your job. It's an easy set of circumstances to work with."

Nick Saban, Head Coach University of Alabama

"Bill is a great friend and has done a tremendous job for a long time. He certainly taught me a lot and has been a real positive mentor to me."

Jim Schwartz, Head Coach Detroit Lions, January 2009 (as told to *Sports Illustrated*)

"I'll be forever indebted to Bill for starting me in the business and giving me the kind of education that's gotten me to this point." (On young football staff in Cleveland)

"We were all first timers in the NFL with no families. Fifteen years later you realize how special that group was. It was like getting a PhD in Footballology. Bill had a soft spot for people who came up the way he did."

BILL BELICHICK'S YEAR-BY-YEAR RESULTS

Year	Team	Position	Regular Season			Playoffs		
			W	L	T	W	L	Finish
1975	Baltimore Colts	Special Assistant	10	4	0	0	1	AFC East Division Champions
1976	Detroit Lions	Asst. Special Teams	6	8	0			
1977	Detroit Lions	Asst. Special Teams/TEs/WRs	6	8	0			
1978	Denver Broncos	Asst. Special Teams/ Asst. to Defensive Coordinator	10	6	0	0	1	AFC West Division Champions
1979	New York Giants	Special Teams	6	10	0			
1980	New York Giants	Special Teams	4	12	0			
1981	New York Giants	Special Teams/Linebackers	9	7	0	1	1	3rd Place NFC East - Wild Card
1982	New York Giants	Special Teams/Linebackers	4	5	0			
1983	New York Giants	Linebackers	3	12	1			
1984	New York Giants	Linebackers	9	7	0	1	1	2nd Place NFC East - Wild Card
1985	New York Giants	Defensive Coordinator	10	6	0	1	1	2nd Place NFC East - Wild Card
1986	New York Giants	Defensive Coordinator	14	2	0	3	0	Division/Super Bowl Champions
1987	New York Giants	Defensive Coordinator	6	9	0			
1988	New York Giants	Defensive Coordinator	10	6	0			
1989	New York Giants	Def. Coordinator/Secondary	12	4	0	0	1	NFC East Division Champions
1990	New York Giants	Def. Coordinator/Secondary	13	3	0	3	0	Division/Super Bowl Champions
1991	Cleveland Browns	Head Coach	6	10	0			
1992	Cleveland Browns	Head Coach	7	9	0			
1993	Cleveland Browns	Head Coach	7	9	0			
1994	Cleveland Browns	Head Coach	11	5	0	1	1	2nd Place AFC Central - Wild Card
1995	Cleveland Browns	Head Coach	5	11	0			
1996	New England Patriots	Asst. Head Coach/Secondary	11	5	0	2	1	AFC East Division/ AFC Champions
1997	New York Jets	Asst. Head Coach/Secondary	9	7	0			
1998	New York Jets	Asst. Head Coach/Secondary	12	4	0	1	1	AFC East Division Champions
1999	New York Jets	Asst. Head Coach/Secondary	8	8	0			
2000	New England Patriots	Head Coach	5	11	0			
2001	New England Patriots	Head Coach	11	5	0	3	0	AFC East Division/Super Bowl Champions
2002	New England Patriots	Head Coach	9	7	0			
2003	New England Patriots	Head Coach	14	2	0	3	0	AFC East Division/Super Bowl Champions
2004	New England Patriots	Head Coach	14	2	0	3	0	AFC East Division/Super Bowl Champions
2005	New England Patriots	Head Coach	10	6	0	1	1	AFC East Division Champions
2006	New England Patriots	Head Coach	12	4	0	2	1	AFC East Division Champions
2007	New England Patriots	Head Coach	16	0	0	2	1	AFC East Division Champions
2008	New England Patriots	Head Coach	11	5	0			
2009	New England Patriots	Head Coach	10	6	0	0	1	AFC East Division Champions
2010	New England Patriots	Head Coach	14	2	0	0	0	
35-Year NFL Totals			334	227	1	27	13	
16-Year NFL Head Coach Totals			162	94	0	15	5	
11-Year Patriots Head Coach Totals			126	50	0	14	4	

bold indicates head coaching seasons

PHILANTHROPY

Throughout his career, Coach Belichick has been active in a wide array of charitable endeavors in New England, New York, Cleveland and beyond.

Coach Belichick has been involved in the establishment of scholarship programs in New England, Maryland and Ohio. He has supported and participated in events to aid Wesleyan University, his alma mater, which established a full, four-year scholarship for incoming students, named the Belichick Scholarship. Additionally, he has presented the Steve Belichick Award in conjunction with the Annapolis Touchdown Club. The award, presented in the name of Coach Belichick's father, a longtime Naval Academy assistant coach, honors an Annapolis resident deeply involved in sports without seeking a spotlight for their achievements. He also established a scholarship in his father's memory at Struthers High School in Struthers, Ohio, aiding recipients in achieving their goal of attending college.

Upon returning to New England in 2000, Belichick established an annual scholarship recognizing an outstanding student athlete at Annapolis High School.

Coach Belichick has dedicated his time to sharing his vast experience and insight with high school coaches, many of whom are building their own coaching careers and are shaping the next generation of football players. In 2010, Belichick was the keynote speaker at Rutgers University's coaching clinic. In 2009, he addressed more than 500 Florida high school coaches at the Florida Gators Coaching Clinic. In previous years, Belichick has also addressed high school coaches at USA Football's New England Coaching Camp and has spoken with Alabama high school coaches



In the spring of 2009, Bill Belichick and then Notre Dame head coach Charlie Weis joined Jon Bon Jovi on stage to help support Hannah and Friends, a foundation founded by Weis to benefit individuals with special needs.

Comment About Bill Belichick

Jeff Davidson, Offensive Coordinator Carolina Panthers, August 2007

"You pick up a little from a lot of different coaches, but Bill was the smartest guy I've worked with. If I ever had a question about tight end routes or coverages, I always knew where to go to first because he always had all the answers. That's just the way he is. The perception is that Bill is a defensive coordinator, but he could literally coach any position. I was always amazed about how football savvy he was about any position, and any form of offense, just everything to do with the game. He basically taught every assistant how to be a good coach."

★★★★★ BILL BELICHIK'S TREE ★★★★★

Bill Belichick has had strong influences on hundreds of coaching, personnel and football operations staff, many of whom have been hired to coach and manage other teams. Four individuals who served as assistant coaches under Belichick are currently head coaches in the NFL or in college: Kirk Ferentz (Iowa), Pat Hill (Fresno State), Nick Saban (Alabama) and Jim Schwartz (Detroit Lions). Additionally, four current NFL general managers were previously in Belichick's program: Thomas Dimitroff (Atlanta), Ozzie Newsome (Baltimore), Scott Pioli (Kansas City) and Mike Tannenbaum (New York Jets). A sampling of hires under Belichick and the elevated positions they currently hold are listed in alphabetical order below:

Name	Original Position	Current Position	Current Team/University
Jim Bates	Defensive Line	Defensive Coordinator	Tampa Bay Buccaneers
Josh Boyer	Coaching Assistant	Defensive Backs Coach	New England Patriots
Nick Caserio	Personnel Assistant	Director of Player Personnel	New England Patriots
Steve Crosby	Running Backs	Special Teams	San Diego Chargers
Brian Daboll	Coaching Assistant	Offensive Coordinator	Cleveland Browns
Thomas Dimitroff	National Scout	General Manager	Atlanta Falcons
Kirk Ferentz	Offensive Line Coach	Head Coach	University of Iowa
Pat Hill	Personnel Assistant	Head Coach	Fresno State University
Pepper Johnson	Defensive Assistant	Defensive Line Coach	New England Patriots
Terry McDonough	Scout	Director of Player Personnel	Jacksonville Jaguars
John Mitchell	Defensive Line	Asst. Head Coach/Defensive Line	Pittsburgh Steelers
Ozzie Newsome	Special Assignment Scout	General Manager and Executive VP	Baltimore Ravens
Matt Patricia	Coaching Assistant	Linebackers Coach	New England Patriots
Scott Pioli	Pro Personnel Assistant	General Manager	Kansas City Chiefs
Rob Ryan	Outside Linebackers	Defensive Coordinator	Cleveland Browns
Nick Saban	Defensive Coordinator	Head Coach	University of Alabama
Jim Schwartz	Scout	Head Coach	Detroit Lions
John Settle	Quality Control (offense)	Running Backs Coach	University of Wisconsin
Darrin Simmons	Coaching Intern	Special Teams Coach	Cincinnati Bengals
Kevin Spencer	Quality Control (offense)	Special Teams Coach	Arizona Cardinals
Mike Tannenbaum	Personnel Intern	General Manager	New York Jets
Cory Undlin	Coaching Assistant	Defensive Assistant Coach	Jacksonville Jaguars
Lionel Vital	Scout	Asst. Director of Player Personnel	Atlanta Falcons
Charlie Weis	Offensive Coordinator	Offensive Coordinator	Kansas City Chiefs



at the Alabama Coaching Clinic. Coach Belichick was also a keynote speaker at the Frank McGuire Foundation's coaching seminar, addressing 600 New York-area high school coaches.

Coach Belichick has also lent his support to numerous foundations and fundraisers. He participated in the Samsung's Four Seasons of Hope annual fundraising gala, where he introduced longtime friend Jon Bon Jovi to a list of honorees that included Joe Torre, Arnold Palmer, Magic Johnson and Boomer Esiason. The star-studded affair raised over \$500,000 to aid children and families in need. He was honored by Roxbury Comprehensive Community Center (RoxComp) and presented with the "Healthy Living Award." He is also a supporter of Hall of Famer Jim Brown's Amer-1-Can Foundation and has made speeches and appearances for Brown's foundation. He also supports Hannah and Friends, a foundation founded by long-time colleague Charlie Weis to benefit individuals with special needs.

In addition, in 2010 coach Belichick lent his support to a charity called Friends of Jaclyn, an organization that helps children with cancerous brain tumors be "adopted" by teams of all levels. He served as co-chair of a gala event in Boston that raised awareness for Friends of Jaclyn.

Since becoming Patriots head coach, Coach Belichick has participated in dozens of community events in New England, including the March of Dimes Walk America, the Rodman Ride for Kids, RoxComp's Reading is the Best Medicine Program and the Mayors Cup Regatta on the Charles River to benefit AccesSportAmerica, a charity dedicated to the fitness of children and adults with disabilities. He is a supporter of the Pawtucket Police Athletic League. He has also participated in several events benefiting the Lazarus House, a non-profit charity serving the homeless of Merrimack Valley.

While in Cleveland, the Belichick family launched a charitable foundation benefitting the Zelma George Home, a shelter for homeless women and children. The Belichicks also established an annual scholarship awarded to an Annapolis High School senior for academic and athletic achievement.

ACADEMICS

Coach Belichick has received prestigious awards from two alma maters: Wesleyan University and Phillips Academy in Andover, Mass. At Wesleyan's commencement in 2002, Coach Belichick received the prestigious Baldwin Medal, awarded annually by the Wesleyan University Alumni Association. It recognizes outstanding contributions to public interest and to Wesleyan. In 2005, he received a

Doctor of Humane Letters degree from Wesleyan. He was inducted into the Wesleyan University Athletic Hall of Fame in 2008. He is proud to remain close to his Phillips Academy roots, where he was bestowed the Distinguished Alumni Award in 1987 and the Distinguished Service Award in 2008. He was also honored at Phillips Academy when the school declared a day in his honor in 2002.

Coach Belichick has enjoyed several annual offseason visits to New England schools to interact with students. Speaking engagements included visits to Southern Connecticut State University, Boston College, Wesleyan, Brown University, Salem State College, Phillips Andover Academy and a panel discussion on sports at the Fenn School's Alumni Dinner. He was a guest speaker at the 2006 NCAA Lacrosse All-American banquet held at the Final Four in Philadelphia and at the 2008 NCAA Lacrosse Championship Banquet at Gillette Stadium. In 2004, he received honorary doctorates at Boston University and the New England Institute of Technology, where he also delivered the commencement address to over 900 graduates. In 2008, he addressed a group of 100 Foxborough-area middle school students and hosted them at a screening of the movie "The Express."

PLAYING

Belichick lettered in football, lacrosse and squash while attending college at Wesleyan University in Middletown, Conn. He earned three letters in football while competing at center and tight end. As a senior, he was named captain of his lacrosse team. He was inducted into the Wesleyan University Athletics Hall of Fame as part of its inaugural class in 2008.

EDUCATION OF A COACH

In 2005, legendary author and historian David Halberstam wrote *The Education of a Coach*, a book which chronicled Bill Belichick's life and career in football.

PERSONAL

Bill Belichick was born April 16, 1952 in Nashville, Tenn. and raised in Annapolis, Md. His father, Steve, played fullback for the Detroit Lions in 1941 and coached for 33 years at the Naval Academy. Bill was a standout prep athlete at Annapolis High, where he has since been inducted into the school's Hall of Fame. He attended Phillips Academy in Andover, Mass., before enrolling at Wesleyan, where he earned his bachelor's degree in economics in 1975.

NEW ENGLAND PATRIOTS WIN 2009-2010 OUTSTANDING OVERALL PLAYER DEVELOPMENT AWARD

After receiving top honors for the team's financial education seminars three of the last four years, the NFL Player Development Department awarded the New England Patriots with this year's Outstanding Overall Player Development Award. At the annual meetings in March, awards were given to the NFL Player Development departments in the areas of financial education, continuing education, career development and life skills, with the Outstanding Overall Player Development Award honoring the club that excels in programming in all four areas of player development.

In addition to their financial education, the NFL Player Development Department identified a few of the Patriots' recent initiatives as strengths of the program, including a safe boating program that was designed to raise awareness of risks after the boating tragedy that claimed the lives of two NFL players in the Gulf of Mexico last year. The team was also credited with their creative implementation of life skills training sessions. Boston Celtics Head Coach Doc Rivers was a guest speaker at one of the sessions this year.

Last year, the Patriots earned their second consecutive award for the financial development area of their program, which includes 14 detailed financial seminars for rookies and veterans.



Josh BOYER

11th Coaching Season
5th NFL Season
5th Patriots Season

DEFENSIVE BACKS

COACHING

Josh Boyer enters his second season as defensive backs coach on Head Coach Bill Belichick's staff after being named to the position in 2009. Boyer joined the Patriots as a coaching assistant in 2006, serving in that role for three seasons.

Boyer began his coaching career in 2000 as an assistant coach at King's College (Pa.). He served as a graduate assistant at the University of Dayton (2001) and Kent State (2002-2003) before becoming defensive backs coach at Bryant University in 2004. In 2005, he served as defensive coordinator for the South Dakota School of Mines and Technology.

PLAYING


Boyer was a four-year starter at Muskingum College (Ohio) from 1996-99, playing wide receiver for three years before switching to defensive back as a senior. He was named All-Ohio Athletic Conference as a senior defensive back in 1999.

PERSONAL

Boyer is a native of Heath, Ohio. He was a two-time Academic All-Conference selection at Muskingum. He graduated in 2000 with a degree in physical education and health.

BOYER'S COACHING CAPSULE

Years	Team	Position
2000	King's College (Pa.)	Assistant
2001	University of Dayton	Graduate Assistant
2002-03	Kent State	Graduate Assistant
2004	Bryant University	Defensive Backs
2005	S.D. School of Mines & Technology	Defensive Coordinator
2006-08	New England Patriots	Coaching Assistant
2009-10	New England Patriots	Defensive Backs



Corwin BROWN

10th Coaching Season
12th NFL Season
1st Patriots Season

DEFENSIVE BACKS

COACHING

Corwin Brown was added to head coach Bill Belichick's staff as defensive backs coach on January 29, 2010.

Brown most recently spent the last three seasons (2007-09) as the defensive coordinator for Notre Dame. He was hired at Notre Dame on Jan. 19, 2007, following 14 years of tutelage as an NFL player and assistant coach.

Brown broke into coaching at the University of Virginia, where he coached special teams from 2001-03. Prior to Notre Dame, Brown coached the defensive backs of the New York Jets for three years (2004-06). During his tenure, the Jets intercepted 56 passes, tied for fifth most in the NFL during that time. In 2005, Jets cornerback Ty Law was selected to the Pro Bowl and safety Kerry Rhodes was named to the NFL all-rookie team.

PLAYING

An eight-year NFL player, Brown was selected in the

fourth round of the 1993 NFL Draft by the New England Patriots. He started 20 of the 120 games he appeared in and totaled 177 tackles. Brown's first four seasons were played with the Patriots before moving to the Jets from 1997-98. His final two seasons were played with the Detroit Lions (1999-00).

In college, Brown was a member of four Big Ten Conference championship teams at Michigan and was recruited by legendary head coach Bo Schembechler. He was a tri-captain of the 1992 team and earned second-team All-Big Ten honors as a junior and first-team accolades as a senior.

PERSONAL

A native of Chicago, Ill., Brown was an all-state football player and lettered in track and field at Julian High School before accepting a scholarship to Michigan. He and his wife Melissa are the proud parents of one son, Corwin, Jr., and two daughters, Tayla and Jaedan.

BROWN'S COACHING CAPSULE

Years	Team	Position
2001-03	Virginia	Special Teams
2004-06	New York Jets	Defensive Backs
2007-09	Notre Dame	Defensive Coordinator
2010	New England Patriots	Defensive Backs





Ivan FEARS

RUNNING BACKS

35th Coaching Season
20th NFL Season
14th Patriots Season

SUPER BOWLS:
01 03 04

Football Staff

COACHING

Ivan Fears, a 35-year coaching veteran, will enjoy his 20th season in the NFL and his 14th with the New England Patriots in 2009. He returned to New England in 1999 and since then has enjoyed seven division championships, four conference titles and three Super Bowl championships. He is in his eighth season as running backs coach, after having coached New England's wide receivers from 1999-2001 and previously from 1991-92.

Despite starting four different players at the position, the Patriots running game still produced 1,921 yards with 19 rushing touchdowns last season to help the Patriots finish with the third ranked offense and place sixth in the NFL in points scored. For the third consecutive season, the Patriots' rushing attack averaged over 4 yards per carry. The Patriots had not achieved that level of consistency at the running back position for the last quarter century.

In 2008, the Patriots had their best rushing season in more than 20 years, averaging 4.4 yards per carry and totaling 2,278 yards and 21 rushing touchdowns. Fears' running backs also helped to consistently sustain drives, as the Patriots led the league in rushing first downs (145) and in drives of 10 plays or longer (38). Sammy Morris set a career high with 727 rushing yards, and Kevin Faulk accounted for 993 total yards from scrimmage.

Fears has helped the Patriots offense finish in the top five times in the last six seasons 2009 (3), 2008 (5), 2007 (1), 2005 (7) and 2004 (7).

In 2007, the Patriots averaged 4.1 yards per rush in the regular season, posting the team's highest average rushing gain in 22 seasons, and the Patriots' 17 rushing touchdowns were the second highest total for the team in the last 20 years.

In 2006, Fears helped coach a rushing attack that averaged 123.1 yards per game, including a 236-yard rushing performance at Cincinnati (10/01). Corey Dillon became the NFL's active career rushing leader and scored 13 touchdowns on the ground.

The 2005 season saw healthy production from the running backs despite injuries that forced the Patriots to start four different players at the position. Six different running backs combined to rush for 1,388 yards on 395 carries in 2005. Additionally, Corey Dillon tied his then career high with 12 rushing touchdowns despite missing four games due to injury.

In 2004, the Patriots enjoyed one of the finest rushing seasons in franchise history as the team averaged 4.07 yards per carry, the most since 1985 (4.13-yard average). The Patriots ran for more than 200 yards in a game on three occasions, including a 210-yard performance in the divisional playoffs. Additionally, the team's 225 rushing yards against Cleveland (12/5) were the most in any game since 1993. Dillon set the team's single-season rushing record with 1,635 yards and led the NFL with an average of 109.0 yards per game in which he appeared.

The 2003 season saw the Patriots exceed the 100-yard rushing plateau as a team in eight of 16 regular-season

games, an improvement on their five games exceeding the century mark in 2002. The Patriots also passed the 100-yard mark in two of three postseason contests, including a 127-yard output in their victory in Super Bowl XXXVIII.

Fears took on running backs duties in 2002, and in his first season the position produced 1,508 yards rushing – the second highest total by the Patriots since 1996.

As receivers coach in 2001, Fears helped both Troy Brown and David Patten produce career years. Brown established a franchise record with 101 receptions for a career-high 1,199 yards and earned his first trip to the Pro Bowl. It was Brown's first 1,000-yard season. Patten, who entered the season with just 71 career receptions in four seasons, claimed the starting role opposite Brown and was credited with 51 receptions for 749 yards and four touchdowns.

Fears originally joined the professional coaching ranks as the receivers coach on Dick MacPherson's staff with the Patriots in 1991. After two seasons in New England, he accepted a position with the Bears in Chicago, where he coached the receivers for six seasons (1993-98) before returning to New England in 1999.

In 1991, his receiving corps featured Irving Fryar, Greg McMurtry and Michael Timpson. That year, Fryar turned in the first 1,000-yard season of his career, finishing with 1,014 yards on 68 receptions (14.9 avg.).

In 1993, he joined the Chicago Bears and inherited the team's first-round selection, Curtis Conway. In 1994, the Bears added Jeff Graham, a reserve receiver from the Steelers, and Fears helped develop the two into one of the premier receiving tandems in the league over a two-year span. In his first year with the Bears, Graham started 15 games and led the team with 68 receptions for 944 yards. In 1995, Conway and Graham became the first receiving tandem in franchise history to each record over 1,000 yards receiving in a single season. In 1996, Conway produced a career-high 81 receptions for 1,049 yards and became the first Bear in franchise history to record back-to-back 1,000-yard seasons.

Fears began his coaching career as a graduate assistant at William & Mary in 1976. In 1977, he drew his first positional responsibilities coaching receivers. His next two seasons (1978-79), he coached quarterbacks before accepting the role as receivers coach at Syracuse in 1980, a position he held for the next 10 seasons.

PLAYING

A three-year letterman as a running back at William & Mary (1973-75), his playing career was cut short after undergoing three knee operations during his collegiate career.

PERSONAL

Ivan Fears was born Nov. 15, 1954 in Portsmouth, Va. He grew up in Suffolk, Va., where he starred at John Yates High and was twice named the school's Outstanding Player of the Year. He also earned all-state honors as a senior. Ivan and his wife, Beverly, have three children, Joshua, Aaron and Kimberly.



★★★★★ FEARS' COACHING CAPSULE ★★★★★

Years	Team	Position
1976	William & Mary	Graduate Assistant
1977	William & Mary	Receivers
1978-79	William & Mary	Quarterbacks
1980-90	Syracuse	Receivers
1991-92	New England Patriots	Receivers
1993-98	Chicago Bears	Receivers
1999-01	New England Patriots	Receivers
2002-10	New England Patriots	Running Backs



**Brian
FERENTZ**

2nd Coaching Season
2nd NFL Season
2nd Patriots Season

OFFENSIVE ASST. COACH

COACHING

Brian Ferentz was named a coaching assistant on Head Coach Bill Belichick's staff in 2009 after serving as a scouting assistant for the Patriots during the 2008 season.

PLAYING

Ferentz played football as an offensive lineman at Iowa from 2001 through 2005. After being redshirted in 2001, he became a part-time starter at right guard and center through his college career. As a senior in 2005, he earned honorable mention All-Big Ten, was named a team captain and was selected as recipient of the Hayden Fry "Extra

Heartbeat" award.

After going undrafted in the 2006 NFL Draft, Ferentz signed a free agent contract with the Atlanta Falcons in May, 2006. He was released by the Falcons on Sept. 2, 2006, and spent the season on the Falcons' practice squad. He was waived by the Falcons on May 14, 2007 and signed by the New Orleans Saints on Aug. 13, 2007, only to be released by the Saints on Sept. 1, 2007.

PERSONAL

He earned a bachelor's degree in history from Iowa in 2006. He is married to wife, Nicole. Ferentz was born March 28, 1983 in Iowa City, Iowa.

★★★★★ FERENTZ'S COACHING CAPSULE ★★★★★

Years	Team	Position
2009	New England Patriots	Coaching Assistant
2010	New England Patriots	Offensive Assistant Coach



**Brian
FLORES**

3rd Coaching Season
7th NFL Season
7th Patriots Season

OFFENSIVE ASST. COACH/SPECIAL TEAMS

COACHING

Brian Flores is in his third season as a coaching assistant in 2010 after spending four seasons with the Patriots personnel department. He joined the organization in 2004 as a scouting assistant and was assigned pro scouting duties prior to the 2006 season.

PLAYING

Flores joined the Patriots upon his graduation from Boston College, where he was a three-year letter winner and a two-year starter at linebacker. He was a part of four

bowl-winning teams with the Eagles and was a member of the 2003 Big East All-Academic Team.

PERSONAL


A native of Brooklyn, N.Y., Flores attended Poly Prep in Brooklyn, where he was a running back and linebacker. He holds a bachelors degree in English and a master's degree in administrative studies from Boston College.

Flores and his wife Jennifer, a Spanish teacher at Foxboro Regional Charter School, were married in 2009. He was born Feb. 24, 1981 in Brooklyn, N.Y.

★★★★★ FLORES'S COACHING CAPSULE ★★★★★

Years	Team	Position
2008-09	New England Patriots	Coaching Assistant
2009-10	New England Patriots	Offensive Assistant Coach/Special Teams





**Patrick
GRAHAM**

9th Coaching Season
2nd NFL Season
2nd Patriots Season

DEFENSIVE ASST. COACH

COACHING

Patrick Graham was hired as a coaching assistant on Head Coach Bill Belichick's staff in 2009. Graham joined the Patriots after two seasons as a graduate assistant at Notre Dame (2007-08), where he worked with the defense. He previously spent three seasons coaching Richmond; one as assistant defensive line coach (2004) and two as tight ends coach (2005-06). Prior to coaching at Richmond, Graham spent two seasons as a graduate assistant at Wagner College, (2002-03).

PLAYING

Graham played on the defensive line at Yale, seeing playing time as a junior and senior.

PERSONAL

He earned a bachelor's degree in sociology from Yale in 2001 and had a concentration of studies in economics and African American studies. A decorated student-athlete and Yale Merit Scholar, Graham earned the Jackie Robinson scholarship, Yale University Scholarship, Yankee Gas Scholarship and the State Heisman Trophy.

Graham is married to Pamela, and was born Jan. 24, 1979 in Des Plaines, Illinois.

FERENTZ'S COACHING CAPSULE

Years	Team	Position
2002-03	Wagner	Graduate Assistant
2004	Richmond	Defensive Line
2005-06	Richmond	Tight Ends
2007-08	Notre Dame	Graduate Assistant
2009-10	New England Patriots	Defensive Assistant Coach



**Pepper
JOHNSON**

11th Coaching Season
24th NFL Season
11th Patriots Season

SUPER BOWLS:
86 90 01 03 04

DEFENSIVE LINE

COACHING

Pepper Johnson is enjoying his 24th season in the NFL, including his 11th season on Bill Belichick's coaching staff. Johnson has been a part of five Super Bowl championship teams, earning a pair of rings during his illustrious 13-year playing career and also contributing to three championship teams as a Patriots assistant coach. All five of his championship rings have been earned while teamed with Coach Belichick.

In 2010, Johnson enters his seventh season mentoring the defensive line after spending three seasons as the Patriots' inside linebackers coach. Under his guidance last season, the Patriots defense allowed just 17.8 points per game (5th in the NFL) and NT Vince Wilfork earned his second Pro Bowl berth after he led the defensive line with 65 total tackles.

In 2008, the defensive line contributed to a Patriots defense that allowed 19.3 points per game and ranked second in the NFL in forced three-and-outs as the team posted an 11-5 overall record.

In 2007, the defensive line contributed to a Patriots defense that ranked fourth in the league in yards allowed

per game (288.3), the least allowed by a Patriots defense since 1979. The defensive line also helped hold opponents to and average of less than 100 yards rushing per game in 2007 and allowed just seven total rushing touchdowns. Defensive end and co-captain Ty Warren finished second on the team in tackles (83) and nose tackle Vince Wilfork was voted to his first Pro Bowl.

In 2006, the defensive line was a key component of a defense that set the franchise record in points allowed per game (14.81). Anchored by the defensive line, the Patriots defense was ranked in the top 5 in the NFL for the final 10 weeks of the season, and the New England defense ended the season tops in fourth down conversion percentage. Defensive co-captain Richard Seymour was selected to his fifth consecutive Pro Bowl, and Warren had a breakout year, submitting career highs in tackles (117) and sacks (7.5). Wilfork finished fourth on the team with 81 tackles despite missing the final three games, and top reserve Jarvis Green notched a career-high 7.5 sacks.

In 2005, Johnson tutored a defensive line whose performance down the stretch helped the Patriots claim four wins in December to clinch the division title. In those four December games, New England allowed a total of just 125



rushing yards, an average of only 31.3 rushing yards per game. Former first-round draft choices Warren and Wilfork each started all 16 games and reached career-high tackle totals. Wilfork's 91 stops placed second on the team, while Warren's 77 tackles ranked third.

In his first season as defensive line coach in 2004, Johnson successfully integrated young talent with a solid veteran presence to form a versatile unit. The line was key in helping New England's run defense rank sixth in the NFL, and the defensive line accounted for 14.5 sacks on the season. Seymour earned his third straight Pro Bowl nod, while Warren, a second-year pro, and Wilfork, a rookie, each came into their own as top-line NFL starters.

In 2003, Johnson coached an inside linebackers unit that was a key part of a defense that held its opponents to a then franchise-record and NFL-best 14.9 points per game. The inside linebacking corps was a major reason the Patriots ranked fourth in the NFL in run defense in 2003, up from 31st in the league in 2002. In addition, inside linebacker Tedy Bruschi returned two interceptions for touchdowns and credited one of Johnson's practice drills with improving his reaction to the ball.

Johnson originally joined Coach Belichick's staff as part of the NFL's summer coaching fellowship in the summer of 2000. He spent the season with the Patriots as a defensive assistant, working primarily with the linebackers. In 2001, he joined the staff as the inside linebackers coach, the same position at which he excelled for 13 NFL seasons. After injuries sidelined Ted Johnson and Bryan Cox in 2001, Bruschi made the transition from outside to inside linebacker and helped fuel the Patriots defense through a season-ending win streak that culminated with a Super Bowl title. In 2002, linebackers Roman Phifer and Ted Johnson finished first and second in tackles with 109 and 96 tackles, respectively. It was the first time two linebackers led the Patriots in tackles since 1994.

PLAYING

Johnson started 158 of 193 regular season games and played for four different teams during his 13-year NFL career from 1986-98. The two-time Pro Bowl performer won Super Bowl titles as a member of the New York Giants in 1986 and again in 1990. His presence helped form one of the most dominant defensive units in the history of the game. In 13 seasons, he totaled over 1,200 tackles, including 25.5 sacks. He also forced 12 fumbles, recovering eight, and intercepted 14 passes, including two that he returned for

touchdowns. In a game against the Tampa Bay Buccaneers in 1991, he set a franchise record with 4.5 sacks. He played seven seasons with the Giants (1986-92) before joining the Cleveland Browns in 1993. In 1994, he recorded a career-high with 207 tackles for the Browns. He signed with the Detroit Lions for one season in 1996 before being reunited with Bill Belichick in New York when he signed with the Jets in 1997. He played two seasons with the Jets before retiring in 1999. In his first season with the Jets, he was voted team captain before the start of the regular season. A midseason injury vs. New England (10/19/97) sidelined him for the remainder of the season, but he returned as team captain and started every game for the Jets in 1998. Prior to his injury, he had not missed a game or a practice in 11-plus NFL seasons.

A two-time co-captain and defensive MVP at Ohio State, Johnson was drafted by the New York Giants in the second round of the 1986 NFL Draft after an All-American campaign as a senior for the Buckeyes in 1985.

PERSONAL

Thomas "Pepper" Johnson was born July 29, 1964 in Detroit, Mich. He was nicknamed "Pepper" by an aunt who observed his ritual of sprinkling pepper on his breakfast cereal as a youngster. After an all-star prep career at MacKenzie High in Detroit, Johnson was named to Michigan's all-decade team for the 1980s. Johnson became a scholar-athlete at Ohio State, where he majored in counseling and physical education. In 1999, his alma mater named him to the school's all-century team. In 2001, he was inducted into the Ohio State Hall of Fame. He formed Pepper Johnson Enterprises, a non-profit community organization that operates in Detroit to support youth and anti-crime programs. Johnson's many philanthropic endeavors have earned him honors for his work with Special Olympics, the March of Dimes, the Make-a-Wish Foundation, Children's Leukemia Foundation and Pepper Johnson's Youth Foundation. He is also a supporter of the Michael Landon Foundation, the Carol M. Baldwin Breast Cancer Research Foundation, Dylan MalaMala Cystic Fibrosis Foundation and the Trey Whitfield Foundation. While in New York, he sponsored a charity golf tournament on Long Island to benefit a home for babies born to drug-addicted mothers. Johnson has a son, Dionte, and a daughter, Aanjeya.

★ ★ ★ ★ ★ JOHNSON'S COACHING CAPSULE ★ ★ ★ ★ ★

Years	Team	Position
2000	New England Patriots	Asst. Linebackers
2001-03	New England Patriots	Inside Linebackers
2004-07	New England Patriots	Defensive Line
2004-10	New England Patriots	Defensive Line





Harold NASH

6th Coaching Season
6th NFL Season
6th Patriots Season

ASST. STRENGTH & CONDITIONING

COACHING

Harold Nash was hired as the assistant strength and conditioning coach on Head Coach Bill Belichick's staff in 2005. Nash's responsibilities with the Patriots include assisting strength and conditioning coach Mike Woicik in implementing the team's year-round conditioning program. Nash also assists in coordinating the Patriots' player development programs. After receiving top honors for the teams financial education program for three of the last four years, Nash and the Patriots Player Development program were awarded the 2009-10 Outstanding Overall Player Development Award.

Nash is in his sixth season as a full-time coach following an all-star career as a defensive back in the Canadian Football League and is a veteran of 13 seasons of mentoring young athletes. Beginning in 1994 and continuing throughout his CFL tenure, Nash served as an assistant to highly-regarded speed coach Tom Shaw, assisting over 30 college defensive backs in their preparations for the NFL Draft. Starting in 2000, he also worked with the Nike Football Group to teach speed, agility and quickness to some of the nation's top college prospects.

PLAYING

Nash was a defensive back in the Canadian Football League for 11 seasons from 1994-2004. He was a three-time all-star and recorded a total of 367 tackles and 24 interceptions while playing for the Shreveport Pirates (1994-95), Montreal Alouettes (1996-99), Winnipeg Blue Bombers (1999-2003) and Edmonton Eskimos (2004). Nash is Winnipeg's all-time leader in pass knockdowns and was selected to the West All-Star squad while playing with the Blue Bombers in 2000 and 2001. He also earned the nod as a CFL All-Star in 2001 and earned East All-Star recognition in 1997 while playing for Montreal.

Nash attended the University of Southwestern Louisiana (now Louisiana-Lafayette), where he joined the team as a walk-on and played defensive back for four seasons. He was voted a permanent team captain by his peers in recognition of his leadership, and earned the Cajun Spring Training Award from the coaching staff in recognition of his work ethic. Following his college career, Nash signed with the New York Giants as an undrafted free agent and was a member of the team during training camp in 1993.

PERSONAL

Harold Nash, Jr. was born on May 5, 1970 in New Orleans, La. He earned a bachelor of science degree in humanities from the Southwestern Louisiana.

NASH'S COACHING CAPSULE

Years	Team	Position
2005-10	New England Patriots	Asst. Strength and Conditioning



Bill O'BRIEN

18th Coaching Season
4th NFL Season
4th Patriots Season

QUARTERBACKS

COACHING

Bill O'Brien was named quarterbacks coach on Head Coach Bill Belichick's staff in 2009. After serving as wide receivers coach in 2008. He originally joined the Patriots as a coaching assistant in 2007, following 14 seasons coaching at the collegiate level.

Last season, the Patriots offense finished third in the NFL after averaging 397.3 yards in total offense. That total is the second highest in team history to the 411.3 yards in total offense per game in 2007. Under O'Brien's guidance, Tom Brady was elected to his fifth Pro Bowl and posted his third season with 4,000 yards after finishing with 4,398 passing yards, second only to his team-record 4,806 yards passing he had in 2007. Brady also finished with 28 touchdown passes for his fifth season with 25 or more touchdowns. The Patriots finished sixth in the NFL in 2009 with 427 points, a total that ranks fourth in team history.

In 2008, Patriots wide receivers contributed to an offense that posted the third highest yardage output in franchise history, despite the loss of starting quarterback Tom Brady in Week 1. Wes Welker produced his second consecutive season with 100-plus receptions and was selected to his first Pro Bowl. Both Welker and Randy Moss posted 1,000-yard receiving seasons in 2008, each achieving the first back-to-back 1,000-yard seasons in franchise history.

Prior to entering the NFL, O'Brien coached in the Atlantic Coast Conference for 12 seasons, including tenures at Georgia Tech (1995-2002), Maryland (2003-04) and Duke (2005-06).

O'Brien completed a two-year tenure at Duke as offensive coordinator and quarterbacks coach from 2005-06. O'Brien joined the Duke coaching staff after spending two seasons as the running backs coach at the University of Maryland. In his first season with Maryland in 2003, the Terrapins finished second in the ACC in rushing and defeated West Virginia in the Gator Bowl.



O'Brien spent eight seasons at Georgia Tech (1995-2002), and served as the Yellow Jackets' offensive coordinator and quarterbacks coach in his final two seasons. In addition to his normal duties, he also served as an assistant head coach in 2002 and was Georgia Tech's recruiting coordinator from 1999-2000. He spent his first three seasons at Georgia Tech as an offensive graduate assistant (1995-97), before beginning a three-year stint as the Yellow Jackets' running backs coach (1998-2000). In each of O'Brien's three seasons coaching the running backs, Georgia Tech finished no lower than third in the conference in rushing. During his two-year tenure as offensive coordinator (2001-02), the team played in a bowl game each season. In 2001,

under O'Brien's direction, the Yellow Jackets led the ACC in passing and finished third in the league in scoring.

O'Brien began his coaching career at Brown, coaching tight ends in 1993 and tutoring inside linebackers in 1994.

PLAYING

O'Brien was a linebacker and defensive end at Brown University from 1990-92.

PERSONAL

Bill O'Brien was born on October 23, 1969 in Dorchester, Mass. He and his wife, Colleen, have two sons, Jack and Michael.

O'BRIEN'S COACHING CAPSULE

Years	Team	Position
1993	Brown University	Tight Ends
1994	Brown University	Inside Linebackers
1995-97	Georgia Tech	Graduate Assistant
1998-00	Georgia Tech	Running Backs
2001	Georgia Tech	Offensive Coordinator
2002	Georgia Tech	Asst. Head Coach/Offensive Coordinator
2003-04	Maryland	Running Backs
2005-06	Duke	Offensive Coordinator
2007	New England Patriots	Coaching Assistant
2008	New England Patriots	Wide Receivers
2009-10	New England Patriots	Quarterbacks



**Scott
O'BRIEN**

29th Coaching Season
20th NFL Season
2nd Patriots Season

SPECIAL TEAMS

COACHING

Scott O'Brien was hired as the Patriots' special teams coach on Feb. 3, 2009 and will enter his 20th NFL season in 2010. Prior to joining the Patriots, he spent two seasons as the Denver Broncos' special teams coordinator. He served as the special teams coach on Head Coach Bill Belichick's staff with the Cleveland Browns from 1991-95. O'Brien was named the NFL Special Teams Coach of the Year by his peers in 1994.

O'Brien has previously served as special teams coach for four NFL teams – Cleveland (1991-95), Baltimore (1996-98), Carolina (1999-2004) and Denver (2007-08). Additionally, he took on added responsibilities as Carolina's assistant head coach for his six-year tenure with the Panthers and also spent two seasons (2005-06) with the Miami Dolphins as coordinator of football operations/assistant to the head coach on Nick Saban's staff.

In 17 seasons as an NFL special teams coach, O'Brien's units have produced 30 special teams touchdowns – including 18 punt returns for touchdowns, nine kickoff returns for touchdowns, one fake field goal for a touchdown, one blocked punt for a touchdown and one blocked field goal for a touchdown. Of the 12 NFL players that have returned two punts for a touchdown in the same game, three have done so under the guidance of Scott O'Brien: Eric Metcalf with Cleveland in 1993, Jermaine Lewis with Baltimore in 1997 and Steve Smith with Carolina in 2002.

While there have been 12 teams that have had two kickoff returns for a touchdown in the same game, there has been only one time in NFL history that two different players have returned kickoffs for a touchdown in the same game since the

1970 merger. That accomplishment occurred under O'Brien in Baltimore during the 1998 season when Patrick Johnson and Corey Harris returned consecutive kickoffs for a touchdown vs. Minnesota on Dec. 13. It is also the only time since the merger that two different players have returned consecutive kicks for a touchdown.

Over six seasons from 1999-2004, O'Brien served as the Carolina Panthers' assistant head coach/special teams, presiding over a unit that produced 11 special teams touchdowns during that period while allowing the lowest opponent kickoff return average (19.8) over that span. During O'Brien's tenure in Carolina, the Panthers had a league-high six kickoffs returned for touchdowns and were one of only two NFL teams to not allow a kickoff return for a touchdown over that span.

O'Brien began his NFL coaching career when Belichick hired him to coach the Cleveland Browns' special teams in 1991. During O'Brien's five seasons with the Browns (1991-95), Cleveland tied for the NFL lead with eight special teams touchdowns while also becoming the only NFL team to not allow a special teams score over that span. Under O'Brien's tutelage, Cleveland punt returner Eric Metcalf earned Pro Bowl honors in 1993 and 1994 while leading the NFL with four punt returns for touchdowns over those two seasons.

When the Browns franchise moved to Baltimore and became the Ravens in 1996, O'Brien remained with the club and served for three more seasons (1996-98) as special teams coach. Baltimore had six special teams touchdowns in those three seasons, including four on punt returns.

O'Brien coached for 11 seasons in the college ranks before entering the NFL. He got his start in coaching at his alma mater, working as an assistant coach at Wisconsin-



Superior from 1980-82. He went on to coach linebackers and special teams at UNLV (1983-85) and Rice (1986), and also served a four-year stint (1987-90) as the special teams coach at Pittsburgh before entering the NFL in 1991.

PLAYING


O'Brien played linebacker at Wisconsin-Superior and following his collegiate career he was signed to contracts

by the Green Bay Packers and the Toronto Argonauts of the Canadian Football League.

PERSONAL

O'Brien was born on June 25, 1957 in Superior, Wisc. He is married to the former Shawn Kinney, who earned her doctorate degree in psychology from Pittsburgh.

★ ★ ★ ★ ★ O'BRIEN'S COACHING CAPSULE ★ ★ ★ ★ ★		
Years	Team	Position
1980-82	Wisconsin-Superior	Assistant Coach
1983-85	Nevada-Las Vegas	Linebackers/Special Teams
1986	Rice University	Linebackers/Special Teams
1987-90	University of Pittsburgh	Special Teams
1991-95	Cleveland Browns	Special Teams
1996-98	Baltimore Ravens	Special Teams
1999-04	Carolina Panthers	Asst. Head Coach/Special Teams
2005-06	Miami Dolphins	Coordinator of Football Ops/Assistant to the Head Coach
2007-08	Denver Broncos	Special Teams Coordinator
2009-10	New England Patriots	Special Teams



**Chad
O'SHEA**

**15th Coaching Season
8th NFL Season
2nd Patriots Season**

WIDE RECEIVERS

COACHING

Chad O'Shea was hired as the Patriots' receivers coach on Feb. 25, 2009. He is entering his 15th coaching season and his eighth NFL season.

Last season, Wes Welker (1,348) and Randy Moss (1,264) both went over 1,000 yards receiving. Welker led the NFL with 123 receptions, while Moss tied for the NFL lead with 13 touchdown receptions.

O'Shea joined the Patriots in 2009 after spending three seasons as offensive assistant/wide receivers coach for the Minnesota Vikings (2006-08), assisting Minnesota's offensive coordinator and the Vikings' wide receivers coach. In 2008, Minnesota wide receiver Bernard Berrian ranked second in the NFL with an average of 20.8 yards per catch and the Vikings offense led the NFL with 13 touchdown receptions of 20 yards or longer. In 2007, the Vikings offense tied a team record with 19 plays of 50 yards or longer.

O'Shea's first NFL experience came with the Kansas City Chiefs, where he served as a volunteer special teams assistant in 2003 and assisted with special teams and linebackers for two seasons from 2004-05. In 2003, Kansas City had an NFL-best four special teams touchdowns while leading the NFL in both kick return and punt return average. The following season, the Chiefs set a team record for kick return yards

(1,820) as Dante Hall returned two kickoffs for touchdowns.

Prior to entering the NFL, O'Shea spent seven years coaching in the college ranks at his alma mater, the University of Houston (1996-99), and Southern Mississippi (2000-02). After graduation, he was a graduate assistant at Houston in 1996 and was hired as Houston's wide receivers coach in 1997. He took over as TE/special teams coach in 1998 and added the title of recruiting coordinator in 1999. In 2000, he began a three-year stint as Southern Mississippi's special teams coach and recruiting coordinator. During his time with the Eagles, his units blocked 21 kicks.

PLAYING

O'Shea played quarterback at Marshall University for two seasons (1991-92) before finishing his playing career at Houston (1994-95). He was team captain his senior season at Houston.

PERSONAL

Chad O'Shea was born on Dec. 18, 1972 in Houston. His father, Mike, served as a longtime athletic trainer in the collegiate and NFL ranks, including a stint with the Baltimore Colts. O'Shea received his bachelor's degree in psychology in 1995 from Houston. Chad and his wife, Melissa, have two daughters, Claire and Grace, and a son, Mick.

★ ★ ★ ★ ★ O'SHEA'S COACHING CAPSULE ★ ★ ★ ★ ★		
Years	Team	Position
1996	University of Houston	Graduate Assistant
1997	University of Houston	Wide Receivers
1998	University of Houston	Tight Ends/Special Teams
1999	University of Houston	Tight Ends/Special Teams/Recruiting Coordinator
2000-02	Southern Mississippi	Special Teams/Recruiting Coordinator
2003	Kansas City Chiefs	Volunteer/Assistant Special Teams
2004-05	Kansas City Chiefs	Assistant Special Teams/LBs
2006-08	Minnesota Vikings	Offensive Assistant/WRs
2009-10	New England Patriots	Wide Receivers





Matt PATRICIA

13th Coaching Season
7th NFL Season
7th Patriots Season

SUPER BOWLS:



LINEBACKERS

COACHING

Matt Patricia enters his seventh season in the NFL and his fifth as the Patriots' linebackers coach.

In 2009, inside linebackers Jerod Mayo and Gary Guyton finished first and second on the team in total tackles, and outside linebacker Tully Banta-Cain became just the second Patriots player to record 10 sacks in the past 14 years. As a unit, the linebackers contributed 22 of the team's 31 sacks and helped limit opponents to an average of 17.8 points per game, fifth best in the NFL.

In 2008, Patricia tutored Mayo, the rookie linebacker who led the Patriots and all NFL rookies and ranked 10th overall in the NFL in tackles. Overall, eight different players started games for the Patriots at linebacker that season, while Mayo excelled, earning Associated Press Defensive Rookie of the Year honors.

In 2007, Patriots linebackers contributed to a defense that ranked fourth in the league in yards allowed per game (288.3) and second in total sacks (47). Mike Vrabel tallied a career-high 12.5 sacks, the third-highest single-season total in Patriots history. Inside linebacker Tedy Bruschi led the team in tackles for the second straight year with 99 and veteran linebacker Junior Seau recorded a career-high three interceptions.

In 2006, the Patriots linebackers were a key component of a defense that set the franchise record in points allowed per game (14.81) and was ranked in the top 5 in the NFL in rush defense for the final 10 weeks of the season. The Patriots linebackers also helped hold the line on a defense

that was tops in the league in opponents' fourth down conversions and passer rating within the 30-yard line.

In 2005, Patricia assisted in tutoring an offensive line that allowed just 28 sacks, marking the first time in a decade the Patriots had allowed fewer than 30 sacks in two straight seasons.

Prior to joining the Patriots, Patricia spent six seasons in the college ranks. Immediately preceding his move to the NFL, he was an offensive graduate assistant at Syracuse for three seasons. Prior to joining the Orangemen, he spent two seasons (1999-2000) as the defensive line coach at Amherst College. Patricia's first coaching experience came in 1996, when he served as a graduate assistant at his alma mater, Rensselaer Polytechnic Institute.

PLAYING

Patricia was a standout offensive lineman at R.P.I., playing both center and guard. He helped his senior class to an overall record of 31-8 and the Engineers won three ECAC Championships during his collegiate career.

PERSONAL

Matt Patricia was born on Sept. 13, 1974 and was raised in Sherrill, N.Y. He attended Vernon-Verona-Sherrill Central School, where he lettered in football and wrestling. He earned his bachelor's degree in aeronautical engineering from R.P.I. and later earned a master's degree in education from the University of Massachusetts. Matt and his wife, Raina, were married in the summer of 2009.

PATRICIA'S COACHING CAPSULE

Years	Team	Position
1996	R.P.I.	Graduate Assistant
1999-00	Amherst	Defensive Line
2001-03	Syracuse	Graduate Assistant
2004	New England Patriots	Coaching Assistant
2005	New England Patriots	Assistant Offensive Line
2006-10	New England Patriots	Linebackers



Dante SCARNECCHIA

41st Coaching Season
29th NFL Season
27th Patriots Season

SUPER BOWLS:



ASST. HEAD COACH/OFFENSIVE LINE

COACHING

Dante Scarnecchia is a 41-year coaching veteran who is enjoying his 29th season as an NFL assistant. He owns the longest coaching tenure in Patriots history, now entering his 27th season on the Patriots sidelines. Since joining the Patriots in 1982, he has spent all but two seasons (1989-90)

in Foxborough.

Scarnecchia has the distinction of being the only coach in franchise history to be a member of all six Super Bowl teams. He has been on the Patriots coaching staff during 14 of the franchise's 17 playoff appearances and has coached in 31 of the 35 playoff games in team history.



For the 12th consecutive season, Scarnecchia's primary responsibility will be the offensive line, a position he has coached for 25 of his 41 seasons in the profession. Bill Belichick named Scarnecchia the Patriots assistant head coach/offensive line coach on Feb. 1, 2000.

Last season, the Patriots' offensive line allowed just 18 sacks, the fewest in New England history since the NFL moved to a 16-game schedule in 1978. The previous best was 21 sacks in 2007.

In 2008, the offensive line helped produce the best rushing season in more than 20 years for the Patriots. New England averaged 4.4 yards per carry and totaled 2,278 yards and 21 rushing touchdowns. The offensive line also helped to consistently sustain drives, as the Patriots led the league in drives of 10 plays or longer (38) and in rushing first downs (145).

In 2007, Scarnecchia was named SI.com's NFL Assistant Coach of the Year. Anchored by an offensive line that sent three players to the Pro Bowl (C Dan Koppen, T Matt Light and G Logan Mankins), the Patriots offense broke several NFL records, including total points and touchdowns. The offensive line powered a Patriots rushing attack that posted the franchise's highest average yards per rush in 22 years (4.10). The offensive line also allowed just 21 sacks in the regular season, the lowest total for the franchise since the NFL adopted a 16-game schedule. Protected by the line, NFL MVP Tom Brady broke the NFL record for touchdown passes in a season (50) and led the league in both passing yards (4,806, also a franchise record) and passer rating (117.2, also a franchise record).

New England's protection up front was a significant contributor to the team's three Super Bowl winning seasons. In 2004, the line opened holes for running back Corey Dillon to set a single-season franchise record with 1,635 rushing yards and led the NFL with 109.0 yards per game played. In 2003, the offensive line did not allow a sack in any of the team's three postseason games despite 126 pass attempts. In 2001, Scarnecchia worked with a unit that featured three new starters, but still produced a powerful rushing attack and a balanced passing attack on the way to the franchise's first Super Bowl victory.

Prior to becoming offensive line coach, Scarnecchia coached the Patriots special teams units for two seasons (1997-98).

Scarnecchia originally joined the Patriots and made his NFL coaching debut in 1982 as a member of Ron Meyer's staff. He coached the tight ends and special teams for the Patriots for seven seasons (1982-88) before moving on to Indianapolis with Meyer in 1989. He rejoined the Patriots in 1991 after spending two seasons (1989-90) as the Colts offensive line coach. From 1991 to 1992, he coached the tight ends and special teams on Dick MacPherson's staff. On Nov. 4, 1992, MacPherson fell ill and appointed Scarnecchia to serve as the team's spokesman in his absence. Scarnecchia fulfilled the obligation for seven of the Patriots' final eight games and held the responsibilities of the head coach for both of the Patriots' victories that season.

In 1993, he was the only Patriots assistant retained from the previous staff. He was appointed special assistant from 1993-94, which was re-defined as defensive assistant from 1995-96. During that time, he assisted defensive coordinator Al Groh with the development of the team's linebacking corps.

His coaching career began in 1970 as the offensive line coach at California Western University. He moved to Iowa State in 1973, where he served as the assistant offensive line and assistant defensive backfield coach. He spent the 1975 and 1976 campaigns at Southern Methodist University, before becoming the University of Pacific's offensive line coach and recruiting coordinator from 1977 through 1978. In 1979, Scarnecchia coached at Northern Arizona and then accepted an opportunity to return to Meyer's staff at SMU as the offensive line coach in 1980 and 1981. In 1982, Meyer was hired as the head coach of the New England Patriots and Scarnecchia was among a number of the SMU assistants who joined Meyer's staff in New England.

PLAYING

Scarnecchia played offensive guard and center at California Western University from 1968-70. He began his collegiate career at Taft Junior College in 1966 before transferring to California Western.

PERSONAL

Dante Scarnecchia was born Feb. 15, 1948, in Los Angeles, Calif. He holds a master's degree in physical education from U.S. International. Dante and his wife, Susan, have a daughter, Lisa, and a son, Steve.

SCARNECCHIA'S COACHING CAPSULE

Years	Team	Position
1970-72	California Western	Offensive Line
1973	Iowa State	Offensive Line Assistant
1974	Iowa State	Defensive Backs Assistant
1975-76	Southern Methodist	Offensive Line
1977-78	Pacific	Offensive Line/Recruiting Coordinator
1979	Northern Arizona	Offensive Line
1980-81	Southern Methodist	Offensive Line
1982-88	New England Patriots	TEs/Special Teams
1989-90	Indianapolis Colts	Offensive Line
1991-92	New England Patriots	TEs/Special Teams
1993-94	New England Patriots	Special Assistant
1995-96	New England Patriots	Defensive Asst./LBs
1997-98	New England Patriots	Special Teams
1999	New England Patriots	Offensive Line
2000-10	New England Patriots	Asst. Head Coach/OL



Mike WOICIK

33rd Coaching Season
21st NFL Season
11th Patriots Season

SUPER BOWLS:
92 93 95 01 03 04

STRENGTH & CONDITIONING

COACHING

Mike Woicik was named the Patriots strength and conditioning coach on Bill Belichick's staff on Feb. 16, 2000. The 33-year coaching veteran is now in his 21st season in the NFL and has initiated strength and conditioning programs that have contributed to the success of six Super Bowl Championship teams, three with the Patriots and three with the Dallas Cowboys.

Woicik's six Super Bowl rings are more than any player or head coach has earned in NFL history. Woicik is a two-time winner of the Professional Football Strength and Conditioning Society's Coach of the Year Award, earning the honor in 1992 and 2004.

Woicik's year-round conditioning program has proven to be a significant factor in the Patriots' success. Since 2001, New England has compiled a 75-22 (.773) record in games played after November 1, a record that exemplifies the solid conditioning approach employed by Woicik. Additionally, New England has been able to sustain lengthy winning streaks during Woicik's tenure, compiling an NFL-record 21-game winning streak from 2003-04 and in 2007 becoming the first NFL team to win 18 consecutive games in a season.

Woicik entered the NFL coaching ranks with the Dallas Cowboys in 1990 and was voted the NFL's "Strength Coach of the Year" in 1992. During his seven seasons (1990-96) with the Cowboys, the team totaled an 89-38

record, including 12 playoff victories and three Super Bowl championships.

Prior to joining the Patriots, he spent three seasons with the New Orleans Saints (1997-99) working under Head Coach Mike Ditka.

Woicik began his strength and conditioning training at Springfield College in 1978. He served as the track coach and weight room coordinator from 1978-80. In 1980, he was hired by Syracuse, where he developed the strength and conditioning programs for the university for the next decade (1980-89).

Woicik is the author of the 1985 book "Total Conditioning for Football: The Syracuse Way."

PERSONAL

Mike Woicik was born in Baltimore, Md. and was raised in Westwood, Mass. He graduated from Westwood (Mass.) High and starred on the track and football teams. He earned a bachelor's degree in history from Boston College and a master's degree in physical education from Springfield College. Woicik was an outstanding discus thrower at Boston College, setting a school record of 180 feet, 5 inches. He also earned All-East honors and qualified for the NCAA Championships while competing in the discus at Boston College. In addition to the discus, he also competed in the shot put and hammer throw.

WOICIK'S COACHING CAPSULE

Years	Team	Position
1978-80	Springfield	Asst. Track Coach/ Weight Room Coordinator
1980-89	Syracuse	Strength & Conditioning
1990-96	Dallas Cowboys	Strength & Conditioning
1997-99	New Orleans Saints	Strength & Conditioning
2000-10	New England Patriots	Strength & Conditioning



***** ALL-TIME COACHING RECORDS *****

(Listed chronologically)

Coach	Seasons	Years	Regular Season	Win	Postseason	Career	Career
			W-L-T	Pct.	W-L	W-L-T	Win Pct.
Lou Saban*	1.5	1960-61	7-12-0	.368	0-0	7-12-0	.368
Mike Holovak	7.5	1961-68	52-46-9	.528	1-1	53-47-9	.528
Clive Rush**	1.5	1969-70	5-16-0	.238	0-0	5-16-0	.238
John Mazur***	2.0	1970-72	9-21-0	.300	0-0	9-21-0	.300
Phil Bengtson	0.5	1972	1-4-0	.200	0-0	1-4-0	.200
Chuck Fairbanks	6.0	1973-78	46-39-0	.541	0-2	46-41-0	.529
Bullough-Erhardt#		1978	0-1-0	.000	0-0	0-1-0	.000
Ron Erhardt#	3.0	1979-81	21-27-0	.438	0-0	21-27-0	.438
Ron Meyer##	2.5	1982-84	18-15-0	.545	0-1	18-16-0	.529
Raymond Berry	5.5	1984-89	48-39-0	.552	3-2	51-41-0	.554
Rod Rust	1.0	1990	1-15-0	.063	0-0	1-15-0	.063
Dick MacPherson	2.0	1991-92	8-24-0	.250	0-0	8-24-0	.250
Bill Parcells	4.0	1993-96	32-32-0	.500	2-2	34-34-0	.500
Pete Carroll	3.0	1997-99	27-21-0	.563	1-2	28-23-0	.549
Bill Belichick	10.0	2000-09	112-48-0	.700	14-4	126-52-0	.708
All-Time Totals	50.0	1960-2009	387-360-9	.518	21-14	408-374-9	.521

*Released after five games in 1961 **Released after seven games in 1970 ***Released after nine games in 1972

#Ron Erhardt and Hank Bullough served as co-head coaches during Chuck Fairbanks' one-game suspension (12/18/78).

##Released after five games in 1984.

***** POSTSEASON GAMES *****

Coach	Games	Years	W-L-T	Pct.
Mike Holovak	2	1963	1-1-0	.500
Chuck Fairbanks	2	1976, 1978	0-2-0	.000
Ron Meyer	1	1982	0-1-0	.000
Raymond Berry	5	1985, 1986	3-2-0	.600
Bill Parcells	4	1994, 1996	2-2-0	.500
Pete Carroll	3	1997, 1998	1-2-0	.333
Bill Belichick	18	2001, 2003-07, 2009	14-4-0	.778
Postseason Totals	35	17 Years	21-14-0	.600

***** PRESEASON GAMES *****

Coach	Games	Years	W-L-T	Pct.
Lou Saban	9	1960-61	7-2-0	.778
Mike Holovak	32	1962-68	5-27-0	.156
Clive Rush	9	1969-70	2-7-0	.222
John Mazur	12	1971-72	3-9-0	.250
Chuck Fairbanks	34	1973-78	20-13-1	.603
Ron Erhardt	12	1979-81	7-5-0	.583
Ron Meyer	12	1982-84	3-9-0	.250
Raymond Berry	21	1985-89	10-11-0	.476
Rod Rust	4	1990	0-4-0	.000
Dick MacPherson	8	1991-92	2-6-0	.250
Bill Parcells	16	1993-96	8-8-0	.500
Pete Carroll	13	1997-99	7-6-0	.538
Bill Belichick	41	2000-09	23-18-0	.561
Preseason Totals	223	1960-2009	97-125-1	.437

***** OPENING DAY GAMES *****

Coach	Games	Years	W-L-T	Pct.
Lou Saban	2	1960-61	0-2-0	.000
Mike Holovak	7	1962-68	3-4-0	.429
Clive Rush	2	1969-70	1-1-0	.500
John Mazur	2	1971-72	1-1-0	.500
Chuck Fairbanks	6	1973-78	2-4-1	.357
Ron Erhardt	3	1979-81	1-2-0	.333
Ron Meyer	3	1982-84	2-1-0	.667
Raymond Berry	5	1985-89	5-0-0	1.000
Rod Rust	1	1990	0-1-0	.000
Dick MacPherson	2	1991-92	1-1-0	.500
Bill Parcells	4	1993-96	1-3-0	.250
Pete Carroll	3	1997-99	2-1-0	.667
Bill Belichick	10	2000-09	7-3-0	.700
Opening Day Totals	50	1960-2009	26-24-0	.520

ALL-TIME COACHING ROSTER

NAME	POSITION	TOTAL YEARS	YEARS OF SERVICE	NAME	POSITION	TOTAL YEARS	YEARS OF SERVICE
Atkins, David	Offensive Backs	1	1993	Moore, Myrel	Outside Linebackers	2	1991-92
Beatty, Bruce	Offensive Line	4	1969-72	Mora, Jim	Defensive Coordinator	1	1982
Belichick, Bill	Asst. Head Coach/Secondary Head Coach	11	1996	Morris, Guy Asst.	Offensive Line	2	1988-89
Bengtson, Phil	Head Coach (Interim)	1/16	1972	Muir, Bill	Offensive Line	3	1982-84
Berry, Raymond	Receivers	4	1978-81	Nash, Harold	Asst. Strength & Conditioning	6	2005-10
Blackmon, Don	Head Coach	5.5	1984-89	Nelsen, Bill	Quarterbacks	2	1973-74
	Staff Assistant	1	1988	Nelson, Steve	Linebackers	1	1990
	Linebackers	2	1989-90	O'Brien, Bill	Wide Receivers	1	2008
Brittenham, Dean	Strength/Conditioning	3	1985-87		Quarterbacks	2	200-10
Brasher, Tommy	Linebackers	3	1982-84	O'Brien, Scott	Special Teams	2	2009-10
Brune, Fred	Defensive Backfield	2	1962-63	O'Shea, Chad	Receivers	1	2009
Bryant, Cleve	Offensive Backfield	2	1982-84	Palmer, Chris	Wide Receivers	4	1993-96
Boudreau, Paul	Offensive Line	1	1997-98	Parcells, Bill	Linebackers	1	1980
Boyer, Josh	Defensive Backs	2	2009-10		Head Coach	4	1993-96
Brown, Corwin	Defensive Backs	1	2010	Parker, Johnny	Strength/Conditioning	7	1993-99
Bullough, Hank	Defensive Line	7	1973-79	Parilli, Babe	Quarterbacks	1	1981
Campbell, Marion	Defensive Line	2	1962-63	Patricia, Matt	Asst. Offensive Line	1	2005
Capers, Dom	Special Asst./Secondary	1	2008		Linebackers	5	2006-10
Cappelletti, Gino	Special Teams	3	1979-81	Patterson, Andre	Defensive Assistant	1	1997
Carroll, Pete	Head Coach	3	1997-99	Paul, Markus	Asst. Strength & Conditioning	5	2000-04
Carthon, Maurice	Offensive Assistant	2	1994-95	Pees, Dean	Linebackers	2	2004-05
	Running Backs	1	1996		Defensive Coordinator	4	2006-09
Car, Jim	Defensive Backfield	5	1985-89	Pelini, Bo	Linebackers	3	1997-99
Caruthers, LeBaron	Strength & Conditioning	3	1982-84	Perkins, Ray	Receivers	4	1974-77
Casero, Nick	Wide Receivers	1	2007		Offensive Coordinator	4	1993-96
Collier, Joe	Defensive Backfield	2	1960-61	Polonchek, John	QBs/Special Asst. to Coach	12	1975-80, 85-90
	Defensive Coordinator	2	1991-92	Pope, Mike	Running Backs	1	1994
Collier, Joel	Asst. Running Backs/WR	2	1991-92		Tight Ends	1	1995-96
	Secondary	1	2005	Raye, Jimmy	Offensive Coordinator/QBs	1	1990
	Secondary	2	2006-07	Rehbein, Dick	Quarterbacks	2	2000-01
Coury, Dick	Offensive Coordinator	2	1991-92	Reilly, Jack	Quarterbacks	2	1998-99
Crennel, Romeo	Defensive Line	4	1993-96	Richardson, Jesse	Defensive Line	5	1965-69
	Defensive Coordinator	1	2001	Ringo, Jim	Defensive Line	4	1978-81
	Defensive Coordinator/DL	2	2002-03	Roach, Dick	Offensive Backs	1	1981
	Defensive Coordinator	1	2004	Rowan, Keith	Special Teams	1	1989
Crosby, Steve	Special Teams/Tight Ends	1	1990	Rush, Clive	Head Coach	1.5	1969-70
Daboll, Brian	Wide Receivers	5	2002-06	Rust, Rod	Defensive Coordinator	5	1983-87
Davidson, Jeff	Tight Ends	1	1997		Head Coach	1	1990
	Asst. Offensive Line	4	1998-01	Rutigliano, Sam	Off. Backs/Receivers	3	1971-73
	Asst. Offensive Line/TES	3	2002-04	Ryan, Rob	Linebackers	1	2000
Davis, Don Asst.	Strength & Conditioning	1	2007		Outside Linebackers	3	2001-03
Dotsch, Rollie	Outside Linebackers	2	1975-76	Saban, Lou	Head Coach	1.5	1960-61
Elias, Bill	Defensive Backfield	2	1969-70	Scarnecchia, Dante	Special Teams/TES	7	1982-88
Endicott, Steve	Receivers	2.5	1982-84		Special Teams/TES	2	1991-92
Erber, Lew	Offensive Coordinator/QBs	3	1982-84		Special Assistant	2	1993-94
Erhardt, Ron	Offensive Backfield	6	1973-78		Defensive Asst./LBs	2	1995-96
	Head Coach	3	1979-81		Special Teams	2	1997-98
Evans, Dick	Defensive Line	2	1971-72		Offensive Line	1	1999
Fairbanks, Chuck	Head Coach	6	1973-78		Asst. Head Coach/Off. Line	11	2000-10
Fears, Ivan	Wide Receivers	5	1991-92, 99-01	Seely, Brad	Special Teams	10	1999-08
	Running Backs	9	2002-10	Shinnick, Don	Linebackers	5	1985-89
Fletcher, Tom	Defensive Backfield	2	1971-72	Shurmur, Fritz	Defensive Line	4	1978-81
Gerber, Norm	Inside Linebackers	2	1991-92	Sidwell, Steve	Linebackers	3	1982-84
Gibson, Claude	Defensive Backfield	1	1968		Defensive Coordinator	3	1997-99
Grier, Bobby	Offensive Backfield	9	1981, 85-82		Strength/Conditioning	3	1980-90
Groh, Al	Defensive Coordinator/LBs	4	1993-96	Simmons, Jerry	Head Coach/QBs	1	1997
Hamilton, Ray	Asst. Defensive Line	5	1985-89	Smith, Carl Asst.	Tight Ends	2	1998-99
	Defensive Line	3	1997-99	Smith, Jerry	Defensive Line	2	1960-61
Hoaglin, Fred	Offensive Line	4	1993-96	Spinney, Art	Offensive Line	2	1962-68
Holovac, Mike	Offensive Backfield	1.5	1960-61	Stackel, Les	Quarterbacks/Receivers	4	1985-88
	Head Coach	7.5	1961-68	Stoltz, Jerry	Receivers	4	1969-72
Hufnagel, John	Quarterbacks	1	2003	Sumner, Charlie	Linebackers/Secondary	6	1973-78
Humenuik, Rod	Asst. Head Coach/O-Line	5	1985-88		Defensive Coordinator/QBs	1	1990
	Offensive Line	3	1990-92	Sweatman, Mike	Special Teams	4	1993-96
Jackson, Harold	Receivers	5	1985-89	Taseff, Carl	Defensive Backs	1	1964
Johnson, Pepper	Assistant Linebackers	1	2000	Trott, Bob	Defensive Backs	3	1993-95
	Inside Linebackers	3	2001-03	Ulyrus, Dave	Asst. Special Teams/DL	2	1991-92
	Defensive Line	7	2004-10	Valek, Jim	Special Teams	3	1973-75
Jones, Stan	Defensive Line	2	1991-92	Waldron, Shane	Tight Ends	1	2009
Kennan, Larry	Offensive Coordinator	1	1997	Walker, DeWayne	Defensive Assistant/QBs	3	1998-00
Khayat, Eddie	Defensive Line	5	1985-89	Walker, Dick	Defensive Backs	1	1977
Kinard, Billy	Defensive Backfield	2	1979-80	Walters, Steve	Defensive Backs	3	1982-84
Lantz, Rick	Linebackers	1	1981		Wide Receivers	2	1997-98
Lindsey, Dale	Defensive Line	1	1990	Weaver, Larry	Defensive Backfield	4	1973-76
Loud, Rommie	Linebackers	1	1966	Weber, Chuck	Defensive Line/Backfield	4	1964-67
Lynn, Ron	Defensive Backs	3	1997-99	Weis, Charlie	Tight Ends	2	1993-94
MacPherson, Dick	Head Coach	2	1991-92		Running Backs	1	1995
Mangini, Eric	Defensive Backs	5	2000-04		Wide Receivers	1	1996
	Defensive Coordinator	1	2005		Offensive Coordinator/RBs	1	2000
Mangurian, Pete	Tight Ends	4	2005-08		Offensive Coordinator/RBs/QBs	1	2001
McDaniels, Josh	Quarterbacks	2	2004-05		Offensive Coordinator/QBs	1	2002
	Offensive Coordinator/QBs	3	2006-08	West, Charlie	Offensive Coordinator	2	2003-04
McLaughlin, Leon	Offensive Line	1	1977	Wilson, Kirby	Defensive Backs	2	1981-82
Mazur, John	Offensive Backfield	1.5	1969-70	Woicik, Mike	Running Backs	3	1997-99
	Head Coach	2.5	1970-72		Strength and Conditioning	11	2000-10
Melvin, Randy	Defensive Line	2	2000-01	Wood, Richard	Receivers	2	1969-90
Meyer, John	Linebackers	4	1969-72	Wyciuk, Tom	Offensive Backs/Sp Teams	3	1976-78
Meyer, Ron	Head Coach	2.5	1982-84	Zampese, Ernie	Offensive Coordinator	2	1998-99
Miller, Burnie	Special Teams	1	1972				
Miller, Red	Offensive Line	6	1960-61, 73-76				

The coaches listed above are the all-time, full-time position coaches only.





Nick CASERIO

DIRECTOR OF PLAYER PERSONNEL

SUPER BOWLS:
01 03 04

Nick Caserio was named director of player personnel on February 21, 2008, after serving in a number of roles for the Patriots' personnel department and coaching staff. He enters his 10th season with the Patriots in 2010 and his eighth season in player personnel. In 2007, Caserio served as the Patriots' wide receivers coach following a three-year stint as the team's director of pro personnel (2004-06).

In 2009, the Patriots finished with a 10-6 record, claiming the AFC East Division title for the sixth time in the past seven seasons. The offense finished third in the NFL after averaging 397.3 yards in total offense, the second best average in team history. The Patriots scored 427 points in 2009 and finished sixth in the NFL with 26.7 points per game. The defense finished 11th in the NFL in 2009, eight yards behind the 10th place Washington Redskins.

In 2008, the Patriots completed the season with an 11-5 record, winning their final four games and five of their last six contests to tie the franchise's fifth-highest regular-season win total. New England finished the season with the then third-highest offensive yardage total in team history (365.4 yards per game) and allowed fewer than 20 points per game (19.3) for the sixth time in the last eight years.

In 2007, Caserio served as the Patriots' wide receivers coach, tutoring a unit that combined for 292 receptions for 3,814 yards and 39 touchdowns – one season after the team's wide receivers totaled 156 catches for 1,798 yards and 15 touchdowns. The Patriots' 2007 wide receivers included All-Pro Randy Moss, who set an NFL record with 23 touchdown receptions, and Wes Welker, who tied for the NFL lead with 112 receptions – the highest reception total in NFL history for a player in his first season with a new team.

Caserio joined the Patriots in June of 2001 as a personnel assistant and celebrated the Patriots' first Super Bowl title that season. During that year, his role was expanded to include film breakdown and scouting report preparation for the offensive staff. He became an offensive coaching assistant on Bill Belichick's staff in February 2002, and returned to player personnel in 2003 as an area scout prior to becoming director of pro personnel in 2004. In addition to his duties in the personnel department, Caserio handled press box responsibilities for the coaching staff on game days from 2003-06.

Caserio entered the coaching ranks as a graduate assistant at Saginaw Valley State University in 1999 and spent two seasons with the program. Following a brief time with Central Michigan as a graduate assistant in the spring of 2001, he joined the Patriots scouting department.

Caserio was a standout player at John Carroll University, starting at quarterback in each of his four seasons where the teams compiled a 33-7-2 record. He was a two-time captain and three-time All-Conference performer. In 1997, he helped to lead the Blue Streaks to a 10-2 record and the school's second appearance in the NCAA Division III Tournament, where it advanced to the national quarterfinals.

Caserio is a native of Westlake, Ohio. He was a teammate of former Patriots offensive coordinator Josh McDaniels at John Carroll. He earned his degree in finance from John Carroll and later earned his Master of Business Administration from Saginaw Valley State. Caserio was a three-time Academic All-Conference selection at John Carroll. Nick and his wife, Kathleen, were married in June, 2009.



Floyd REESE

SENIOR FOOTBALL ADVISOR

Floyd Reese will enter his 34th NFL season in 2010, including 19 seasons in player personnel and 15 seasons as an assistant coach. He joined the Patriots on Jan. 27, 2009, after serving 13 seasons as the executive vice president/general manager of the Houston Oilers/Tennessee Titans franchise from 1994-2006. He also served as the assistant general manager of the Oilers for four seasons from 1990-93. Prior to that, Reese served as an assistant coach with Detroit (1975-77), San Francisco (1978), Minnesota (1979-85) and the Houston Oilers (1986-89).

In his 13 seasons as the general manager of the Oilers/Titans, Reese's teams won 111 games - setting a franchise record for wins by a general manager. Houston and Tennessee won 11 or more games in a season four times

during Reese's tenure as general manager while recording eight seasons with a record of .500 or better. From 1999-2003, the Titans led the NFL with 56 wins, including three seasons with 12 or more victories. In 1999, the Titans claimed the AFC Championship and reached the Super Bowl for the first time in franchise history, falling just a yard short of the title in Super Bowl XXXIV against the St. Louis Rams.

Reese's positive impact on Tennessee stayed even after he left. The 2008 Titans earned the AFC's top playoff seed while 16 of 22 starters on their final 2008 roster were originally acquired while Reese was general manager, including nine of 11 starters on defense. The 2008 Titans sent six of Reese's acquisitions to the Pro Bowl - QB Kerry Collins, CB Cortland Finnegan, DT Albert Haynesworth, S



Chris Hope, C Kevin Mawae and T Michael Roos.

Reese entered the NFL as the strength and conditioning coach for the Detroit Lions in 1975. He spent three years with the Lions, including a two-year period from 1976-77 while Bill Belichick was also a member of the Detroit coaching staff. In 1978, Reese joined the San Francisco 49ers as the strength and conditioning coach. He joined Bud Grant's staff in Minnesota in 1979, beginning a seven-year tenure with the Vikings. During that period, he held a dual role coaching linebackers and special teams from 1979-83, before being named defensive coordinator in 1984. He coached the Vikings' linebackers in 1985.

In 1986, Reese began a 21-year association with the

Oilers/Titans franchise. He served as the Oilers' linebackers coach for four seasons from 1986-89. In 1988, the Oilers' top three tacklers were all linebackers and in 1989, three of the team's top four tacklers were linebackers. Reese moved into the Oilers' personnel department in 1990 and served as assistant general manager for four seasons, each of which ended in a playoff appearance.

Reese served a four-year stint in the college coaching ranks as an assistant coach at UCLA (1971-73) and Georgia Tech (1974). He was an All-America defensive lineman for UCLA from 1966-69 and also played one season (1970) for the Montreal Alouettes of the Canadian Football League.



**Jason
LIGHT**

DIRECTOR OF PRO PERSONNEL



SUPER BOWLS:
01

Jason Licht (pronounced LIGHT) is entering his 15th NFL season. He re-joined the Patriots personnel department on Feb. 25, 2009 after previously spending four seasons (1999-2002) with New England. In 2008, Licht served as a personnel executive for the NFC Champion Arizona Cardinals after spending five seasons with the Philadelphia Eagles as vice president of player personnel (2006-07) and assistant director of player personnel (2003-05).

Licht first joined the Patriots personnel department in 1999 as a college scout. In June 2001, he became the team's national scout, responsible for evaluating top college prospects and NFL players. After the Patriots' Super Bowl XXXVI championship in February 2002, Licht was promoted to assistant director of player personnel, a position he held through the 2002 season.

During Licht's five seasons in Philadelphia, the Eagles reached the NFC Championship Game three times and won

the 2004 AFC Championship, representing their conference against the AFC Champion Patriots in Super Bowl XXXIX.

Licht began his NFL career with the Miami Dolphins, serving a two-year stint in South Florida from 1995-96. In his first season in Miami, he was an assistant in the college and pro personnel departments, and in 1996 served as an offensive assistant/quality control coach. In 1997, he worked for National Football Scouting, a college football scouting service, and in 1998 served as an area scout for the Carolina Panthers.

Licht was an all-conference defensive tackle at Nebraska-Wesleyan from 1993-94. He was originally a walk-on at the University of Nebraska and played linebacker on the freshman team in 1989, then switched to guard and earned a letter in 1991 before transferring.

Jason and his wife, Blair, have a son, Charlie.



**Jon
ROBINSON**

DIRECTOR OF COLLEGE SCOUTING



SUPER BOWLS:
03 04

Jon Robinson is in his ninth season with the Patriots and is in his second as director of college scouting. Robinson was named to the position in 2009 after serving as assistant director of college scouting in 2008. Prior to the 2008 season, he spent two seasons as a regional scout and four seasons as an area scout for the Patriots. He joined the organization in 2002 after four seasons of coaching at the collegiate level, including his last three seasons at Nicholls (La.) State. In 2001, he instructed the team's linebackers and held regional recruiting responsibilities for the Colonels. The Union City, Tenn. native attended high school at Union City and lettered

as an offensive and defensive lineman. He originally signed with the U.S. Air Force Academy, where he attended and played for one semester. Robinson then transferred to Southeast Missouri State, where he played three seasons as a defensive lineman and earned his bachelor's degree in mathematics education. Following his playing career, he earned his first coaching assignment with his alma mater in 1998, prior to joining the Nicholls State staff in 1999. Jon and his wife, Jaimie, were married in 2002 and have two daughters, Taylor Brooke and Bailey Rae.



Nancy MEIER

DIRECTOR OF SCOUTING ADMINISTRATION

SUPER BOWLS:
01 03 04

Nancy Meier is entering her 36th season with the Patriots and is the longest tenured full-time employee on staff. Meier joined the scouting department on Oct. 20, 1975 and has worked with nine different Patriots coaching staffs. She has been a part of each of the franchise's six Super Bowl appearances and has been with the organization for 16 of the team's 17 playoff seasons. In her current role,

Meier's responsibilities include coordinating logistics for all of the Patriots scouts, free agent signings, draft choices and tryouts. She also serves as the team's liaison to the league for all personnel communication, including the daily reporting of all transactions on the waiver wire. Nancy and her husband, Ken, have two children, Courtney and Daniel. The Meier family resides in Holbrook, Mass.



Bob QUINN

ASSISTANT DIRECTOR OF PRO PERSONNEL

SUPER BOWLS:
01 03 04

Bob Quinn enters his 11th season in the Patriots personnel department. Quinn's responsibilities have included both college and pro scouting during his tenure with New England. He was named the Assistant Director of Pro Personnel in 2009. Quinn was the Patriots' national scout in 2008 after spending four seasons as a regional scout (2004-07) and two seasons as a pro scout (2002-03). Quinn joined the team in 2000 as a player personnel assistant. Prior to

joining the Patriots, Quinn spent two seasons as a graduate assistant within the division of athletics at Connecticut (1998-99). Quinn earned his master's degree in sports management from Connecticut in 2000. He completed his undergraduate studies at UConn in 1998. Quinn is a native of Norwood, Mass. and attended Norwood High School. Bob and his wife, Julie, have a son, Kyle, and a daughter, Grace.



Brian SMITH

ASSISTANT DIRECTOR OF COLLEGE SCOUTING

SUPER BOWLS:
01 03 04

Brian Smith is in his first season as the assistant director of college scouting. He has spent four seasons as a pro scout for the Patriots and has served in a number of roles for the team since 2000. In 2006, he served as a special assignment scout for the Patriots. From 2004-05, Smith served as the Patriots' director of operations, handling the logistical coordination of the team's football operations, including team travel and training camp operations, as well

as various day-to-day logistical needs of players and staff. He originally joined the Patriots in 2000 and assisted the coaching staff for four seasons from 2000 through 2003. The Marathon, Fla., native is a Providence College graduate and also attended Davidson (N.C.) College, where he played football. He is a graduate of Phillips Academy in Andover, Mass., where he lettered in football. Brian and his wife, Carrie, were married in 2009. They have one son, Thomas.



Patrick STEWART

PRO SCOUT

Patrick Stewart is in his fourth season with the Patriots personnel department and his first year as a pro scout. In 2009, he spent the year as an area scout. He joined the organization in February 2007 as a scouting assistant. Stewart came to the Patriots after spending the 2006 season as the assistant director of football operations at Temple on head coach Al Golden's staff. While at Temple, he also assisted with the special teams units. Stewart spent the 2005 season as a graduate assistant coach at Western Carolina. Stewart spent 2000-04 at Ohio State as

a student manager for head coach Jim Tressel, assisting the coaching staff on the field during practice and games. During Stewart's tenure at Ohio State, the Buckeyes won the 2002 BCS National Championship, the 2003 Fiesta Bowl and beat rival Michigan three times. Stewart was born Dec. 21, 1981 in Steubenville, Ohio and attended Indian Creek High School, where he was a three-sport letterman in football, basketball and baseball. He earned a bachelor of arts degree in political science with a concentration in campaign strategy from Ohio State in June 2005.



Kyle O'BRIEN

NATIONAL SCOUT

SUPER BOWLS:
01 03 04

Kyle O'Brien is in his 11th season with the Patriots personnel department and his first as a national scout. He worked for six seasons as an area scout, resuming those duties in 2006 after previously holding the position in 2003. O'Brien joined the Patriots full-time in 2002 as a scouting assistant and was a pro scout from 2004-05. He originally joined the Patriots as a player personnel intern in 2000 and continued those duties during the Patriots' first Super Bowl

season of 2001. Prior to coming to New England, O'Brien was a player personnel intern for the New York Jets in 1999 after serving as a ball boy for the team in 1998. The Garden City, N.Y. native attended Harvard University, where he lettered in lacrosse. He is also a graduate of Phillips Academy in Andover, Mass., where he lettered in football and lacrosse.



Monti OSSENFORT

NATIONAL SCOUT

SUPER BOWLS:
03

Monti Ossenfort is in his ninth season in the NFL and his sixth year with the Patriots. He is in his second season as a national scout. Ossenfort returned to the Patriots in 2006 as an area scout after previously serving as a personnel assistant for the team in 2003. He gained his first personnel experience in 2002 as an intern in the Houston Texans' pro personnel department. After a season with the Patriots in 2003, Ossenfort returned to Houston as the Texans' pro and college scouting assistant. In 2005, he served as a college scout for the Texans. His first NFL experience came as a

training camp intern for the Minnesota Vikings in 2001. Ossenfort was a four-year letterman and a two-year starter at quarterback for the University of Minnesota-Morris. He graduated from Minnesota-Morris in 2000 with a degree in economics and management. Ossenfort later earned a master's degree in business administration and a master's degree in sports management from Ohio University. He is a native of Luverne, Minn. Ossenfort and his wife, Shannon, were married in 2009.





DuJuan DANIELS

AREA SCOUT

DuJuan Daniels is in his fifth season with the Patriots personnel department. He joined the organization in 2006 as a scouting assistant and is in his third season as an area scout in 2010. Prior to joining the Patriots, Daniels served as the offensive coordinator at Cathedral High School in Indianapolis, Ind. (2004-05) and was the wide receivers coach at Graceland University in Lamoni, Iowa (2003). Daniels was a four-year letterman at Boston College, where he was a wide receiver and kick returner.

The Indianapolis native went to four bowl games with the Eagles and was a two-time selection to the Big East All-Academic Team. He attended Bishop Chatard High School in Indianapolis, where he was a member of the Division 3A state championship football team in 1997 while earning Indiana's Mr. Football award. Daniels earned a bachelor's degree in communications and a master's degree in higher education administration from Boston College.



Frank EDGERLY

AREA SCOUT

Frank Edgerly begins his second season in the Patriots personnel department. This will be his first year as an area scout after working as a pro scout during the 2009 season. He joined the Patriots after serving as head coach of Red Bank Catholic High School in New Jersey for 10 seasons. During his tenure at Red Bank, Edgerly guided his team

to five championship titles and was awarded coach of the year honors three times. Edgerly graduated from Red Bank Catholic and then played quarterback for Rutgers. He is married to Lori and has three children; Kaitlin, Megan and Ryan.



Tim HEFFELFINGER

AREA SCOUT

Tim Heffelfinger is enjoying his 13th season as an NFL scout and his sixth season as an area scout for the Patriots. He joined New England's personnel department prior to the 2005 season after a seven-year stint as an area scout for the New Orleans Saints (1998-2004). Heffelfinger entered the NFL scouting ranks in 1998 after spending two-and-a-half years as a graduate assistant coach at UCLA (1996-98), where he worked with the offensive line and tight ends. He also earned a master's degree from the UCLA

Graduate School of Education. He was a defensive tackle at Northwestern before his playing career was cut short by a back injury. He graduated from Northwestern in 1990 with a bachelor's degree in organizational studies and worked in the business sector as a sales representative for The Quaker Oats Company and Converse before returning to football. Tim and his wife, Amy, have two children, Kassidy and Ryan.



Frantzy JOURDAIN

AREA SCOUT

SUPER BOWLS:

03 04

Frantzy Jourdain enters his eighth season with the Patriots personnel department and his sixth year as an area scout. He was originally hired by the team in 2003 as a player personnel assistant. Jourdain joined the Patriots after spending the 2002 season as the secondary coach and co-special teams coordinator at Duquesne University, a season during which the Dukes led Division I-AA in interceptions, scoring defense and fewest total yards allowed per game.

During his time at Duquesne, he served as CB Leigh Bodden's position coach. He attended the University of Rhode Island (1993-97), where he was a three-year starter for the Rams at running back and strong safety. He also attended North Carolina Central University, where he coached running backs and worked on a master's degree in criminology from 1998-2000.



Larry COOK

SCOUTING CONSULTANT

SUPER BOWLS:

01 03 04

Larry Cook is enjoying his 48th year in football, including his 26th as a member of the Patriots personnel department. He is in his fifth season as a scouting consultant after a six-year stint as the director of college scouting followed by three seasons as a regional scout. In more than two decades with the Patriots, he has been an important contributor to the team's scouting department and has celebrated each of the Patriots' six Super Bowl appearances. Cook originally joined the Patriots as a part-time West Coast pro personnel scout when Ron Meyer was named head coach in 1982. He joined the Patriots scouting department on a full-time basis on Feb. 1, 1985, as a personnel scout on Dick Steinberg's staff. He

began a 16-year coaching career in 1963 at Fountain Valley High School in California. In 1975, he joined the collegiate ranks when he accepted an assistant coaching position at Cal State Fullerton. After three years at Fullerton, he accepted his first professional assignment as an assistant with the Los Angeles Rams scouting department. He spent six seasons (1979-84) with the Rams before joining the Patriots scouting department. Cook was born Feb. 12, 1939 in Irvine, Calif. He and his wife, Nadine, have a daughter, Jacquelyn, and two sons, Michael and Steven.





Berj NAJARIAN

DIRECTOR OF FOOTBALL/HEAD COACH ADMIN.

SUPER BOWLS:
01 03 04

Berj Najarian is in his 16th season in the NFL and his 11th season with the Patriots. He was named director of football/head coach administration in 2005 after five years as the Patriots' executive administrator to the head coach. He joined the Patriots on Feb. 4, 2000. In his current position, he is the point person for day-to-day operations of the team and acts as a liaison across football and non-football departments. Najarian manages several elements of Head Coach Bill Belichick's off-field agenda, including football and stadium operations, player and staff communication,

scheduling and personal requests. In addition, Najarian manages various special projects in coaching and player personnel. Entering the NFL in 1995, he joined the Patriots after five seasons in the public relations department of the New York Jets. A 1991 Boston University graduate, Najarian returned to New York after college to intern with the New York Knicks. Following his internship, he worked at The Rowland Company, a public relations firm in New York City. He is a native of Manhasset, N.Y. He and his wife, Regina, were married in 2000.



Ernie ADAMS

FOOTBALL RESEARCH DIRECTOR

SUPER BOWLS:
01 03 04

Ernie Adams returned to the Patriots staff when he was appointed football research director by Bill Belichick on April 25, 2000. His responsibilities include researching special assignments for both the coaching staff and the personnel department. After coaching for four seasons at Northwestern (1972-75), Adams entered the NFL coaching ranks with the New England Patriots as the administrative assistant and assistant offensive coach on Chuck Fairbanks' staff in 1975. In addition to his on-field responsibilities, his duties included all aspects of football operations, including computer

analysis, statistical evaluations and film coordination. After four seasons with the Patriots, he accepted a position with the New York Giants in 1979. In 1982, he was promoted to director of pro personnel, a position he held for four seasons. In 1991, he joined Belichick's staff in Cleveland as an offensive assistant, a position he held for five seasons. Adams is an alumnus of Northwestern University and attended Phillips Academy in Andover, Mass. Adams and his wife, Christine, live in Massachusetts.



Matt CARACCILO

DIRECTOR OF FOOTBALL OPERATIONS

Matt Caracciolo is in his fifth season as director of football operations for the Patriots. In his current role, he handles the logistical coordination of the team's football operations, including team travel and training camp operations, as well as various day-to-day logistical needs of players and staff.

Caracciolo has worked with the National Football League as the Patriots point of contact for all football logistical efforts surrounding the team's trip to Super Bowl XLII and the trip to London last season.

Caracciolo joined the Patriots in 2005 as a football

operations assistant after spending the 2003 and 2004 seasons with the Miami Dolphins as a scouting intern. He had previously served as an operations graduate assistant at Syracuse from 2001-03 while earning a master's degree.

The Oceanside, N.Y. native is a 2001 graduate of Ithaca College, where he played football for two seasons. Caracciolo has one older brother, Pete, and two younger brothers, Mike and Tom. Pete works for the Oakland Raiders in football operations and player programs, while Tom works in football operations for the Kansas City Chiefs.



Kevin ANDERSON

FOOTBALL OPERATIONS MANAGER

Kevin Anderson is entering his fifth season in the Patriots football operations department. He is also active in other areas of the organization, assisting with the team's player development program and with projects in player personnel.

Anderson joined the team as a football operations intern prior to the 2006 season. Before joining the

Patriots, Anderson earned a degree in sports marketing and management from Indiana, where he also worked as a football operations assistant for the Hoosiers. While at Indiana, he completed internships with the Indianapolis Colts and the Houston Texans.

The Indianapolis native attended North Central High School, where he competed on the varsity ice hockey and lacrosse teams. He was born on June 2, 1984.



Shawn DONNELLY

FOOTBALL OPERATIONS ASSISTANT

While entering his first season as a full-time football operations assistant, Donnelly has been with the organization since July 2005, when he began assisting the operations and coaching staffs.

The Raynham, Mass. native remained with the club in the same capacity in 2006 before assuming a year-round role in 2007.



Jim WHALEN

HEAD ATHLETIC TRAINER

SUPER BOWLS:
03 04

Jim Whalen returned to the New England Patriots in 2002 as the team's head trainer. He supervises the evaluation and care of injuries and the treatment and rehabilitation of all players. He began his professional career as an assistant trainer for the Patriots in 1992 and 1993. In 1994, he accepted a position as the assistant athletic trainer at the University of Miami, a position he held for three years. In

1997, he was named the director of sports medicine at Kansas State. In 2000 and 2001, he served as the director of rehabilitation for the Tampa Bay Buccaneers. Whalen graduated from Bridgewater State College in 1993 with a degree in physical education and earned his master's degree in sports medicine from Miami in 1996. Jim and his wife, Rene, have three children, Courtney, Ryan and Jaclyn.



Joe VAN ALLEN

ASST. ATHLETIC TRAINER & DIR. OF REHABILITATION

SUPER BOWLS:
01 03 04

Joe Van Allen joined the New England Patriots training staff in the spring of 2001. He is responsible for the physical therapy and rehabilitation of injured players, while working

closely with head athletic trainer Jim Whalen and Strength and conditioning coach Mike Woicik on all aspects of the club's training program. Prior to the Patriots, he served as



the sports physical therapist at Virginia Polytechnic Institute and State University in Blacksburg, VA. He also held the title of director of physical therapy at University Physical Therapy, an outpatient physical therapy practice in Blacksburg. He received his bachelor's degree at Millikin University before earning a master's of science in physical therapy at the

University of Miami. In addition, he is a certified athletic trainer, certified strength and conditioning specialist, and a board certified sports clinical specialist. Joe and his wife, Jody, were married in 2000. He and his wife have a daughter, Emma.



**Dave
GRANITO**

ASST. ATHLETIC TRAINER

SUPER BOWLS:
03 04

Dave Granito is in his ninth season with the Patriots as an assistant athletic trainer. He joined the Patriots in 2002 and has also worked with the training staffs of the New York Giants and West Virginia. Granito holds a bachelor's degree from Kean University in Union, N.J., and completed his master's degree at West Virginia. He gained his first

professional experience as an intern for the Giants in 1998, and went on to work as a graduate assistant athletic trainer at West Virginia. The Emerson, N.J. native completed another season as an intern with the Giants in 2001 before joining the Patriots.



**Don
BROCHER**

EQUIPMENT MANAGER

SUPER BOWLS:
01 03 04

Don Brocher is in his 39th season with the Patriots. He was named the team's head equipment manager in February of 1994. He originally began working for the Patriots on a part-time basis in July 1972 as a ball boy on George Luongo's staff. He was hired as assistant equipment manager in September 1972. Brocher is the longest-tenured

employee currently on staff for the Patriots and has enjoyed each of the franchise's six Super Bowl appearances. During his tenure, he has handled the equipment needs for 11 of the Patriots' 14 head coaches. He was born Nov. 23, 1952 in Boston and lives in Massachusetts with his wife, Laurie.



**John
HILLEBRAND**

ASST. EQUIPMENT MANAGER

John Hillebrand is enjoying his 17th season as the Patriots' assistant equipment manager. He was named to his current position on May 23, 1994. Prior to joining the Patriots, he served three years (1991-94) as the assistant athletic equipment manager at Boston College. There, his responsibilities included handling the equipment needs for men's hockey, men's and women's soccer, field hockey,

women's basketball, baseball, softball and men's and women's lacrosse, in addition to assisting in the needs of all of Boston College's 36 varsity sports. He graduated from Edinboro University in Pennsylvania in 1989 and accepted his first job in the Edinboro athletic department as the head equipment manager in 1990. He was born July 31, 1967. John and his wife, Kathy, reside in Mansfield, Mass.



John JASTREMSKI

EQUIPMENT ASSISTANT

SUPER BOWLS:
01 03 04

John Jastremski is in his 10th season as a full-time equipment assistant and his 17th season associated with the Patriots. He began working for the team part-time as a ball boy in 1994 and was hired onto Don Brocher's staff in August 2001. Jastremski is a graduate of Bryant College

in Smithfield, R.I., where he earned a degree in computer information systems in 2001. The Hopedale, Mass. native was born on April 4, 1979, and graduated from Hopedale Jr./Sr. High School in 1997.



Jimmy DEE

VIDEO DIRECTOR

SUPER BOWLS:
01 03 04

Jimmy Dee is in his 17th season with the Patriots and the 14th as the team's video director. He was appointed to his current position on April 28, 1997. He oversees all video operations for the Patriots, which includes filming, dubbing and editing all game and practice footage. Dee has overseen the transition from non-linear video to digital video and is responsible for keeping the team up-to-date in the ever-

changing world of digital coaching video. His department is responsible for maintaining the digital network of coaching video used by coaches, players and scouts. He originally joined the Patriots on March 31, 1994 as the assistant video director. Jimmy and his wife, Karen, have two sons, James and Jonathan. The family resides in New Bedford, Mass.



Fernando NETO

ASST. VIDEO DIRECTOR

SUPER BOWLS:
01 03 04

Fernando Neto is in his 14th year as the Patriots assistant video director under Jimmy Dee. His primary responsibilities include compiling and editing all game and practice tapes for coaches' analysis, cataloging NFL game tapes and

producing "cut-ups." In addition, he helps maintain the team's state-of-the-art digital video system used by the coaching staff, scouts and players.



Jared RITA

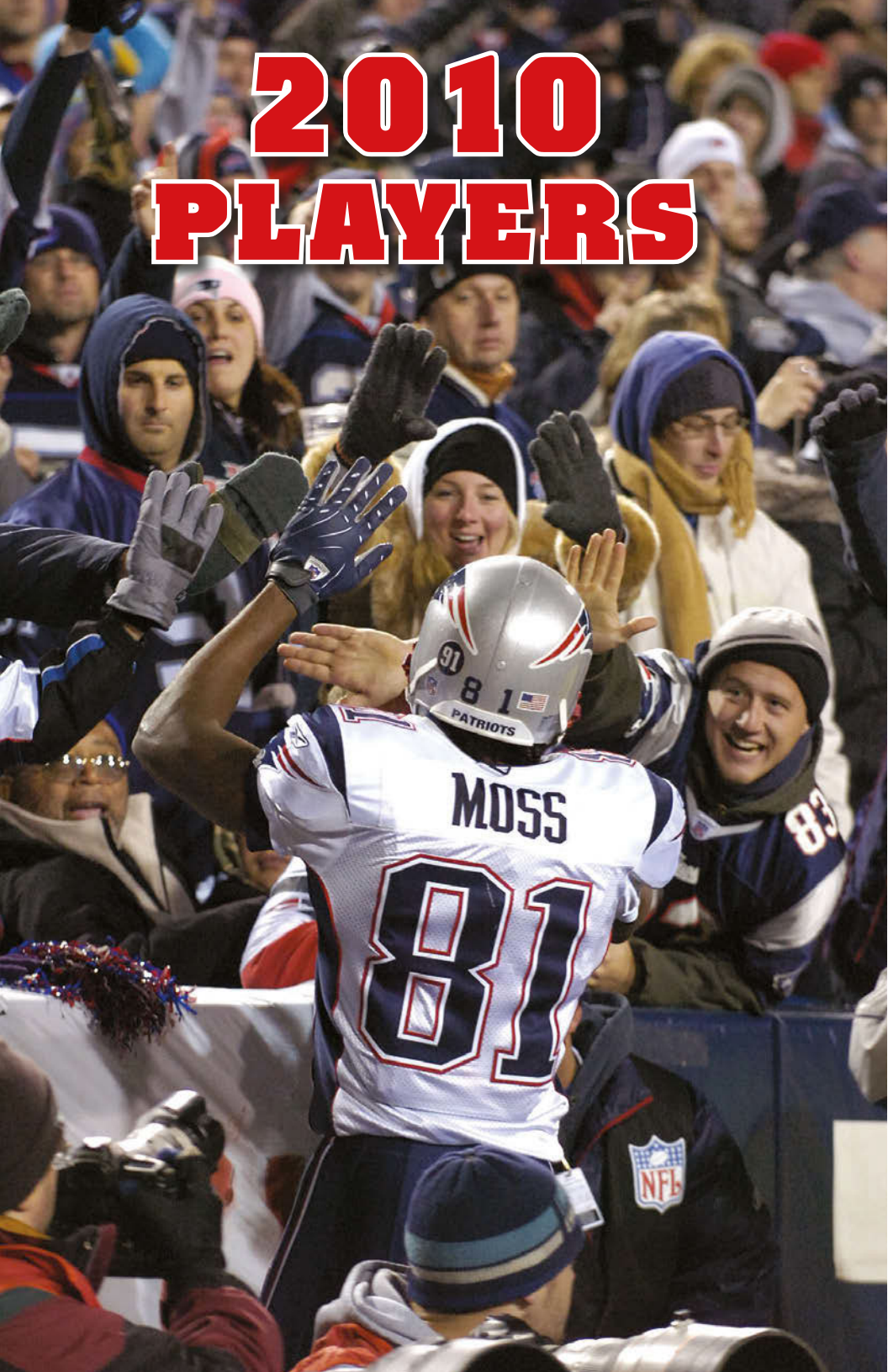
VIDEO ASSISTANT

After interning in 2007 and part of the 2008 season, Jared Rita was hired to a full-time position in 2009 as a video assistant for the Patriots. His main responsibilities include assisting in editing game and practice tapes for use

by the coaches, scouts and players. A resident of Dartmouth, Mass., Rita graduated from the New England Institute of Technology in Warwick, RI in 2009, where he received his bachelor's degree in digital recording arts.



2010 PLAYERS





Kyle
ARRINGTON

27

HT: 5-10 WT: 196
Born: 8/12/86

Exp. (NFL/Patriots): 2/2 GP/GS (Playoffs): 25/14 (1/0)
Acq: FA-09 College: Hofstra Hometown: Accokeek, Md.

★ ★ ★ **CORNERBACK** ★ ★ ★


CAREER TRANSACTIONS

Kyle Arrington was signed to the New England 53-man roster from the practice squad on November 8, 2009 ... Originally signed by Philadelphia as a rookie free agent (4/28/08) ... Waived by Philadelphia (8/30/08) ... Signed by Philadelphia to the practice squad (9/3/08) ... Waived from the Philadelphia practice squad (9/9/08) ... Signed by Tampa Bay to the practice squad on (9/17/08) ... Waived by Tampa Bay (9/5/09) ... Signed by Tampa Bay to the practice squad on (9/6/09) ... Signed by Tampa Bay to the 53-man roster from the practice squad (9/10/09) ... Waived by Tampa Bay on (9/14/09) ... Signed by New England to the practice squad (9/21/09).

SEASONAL REVIEWS

2010 (16/14)

- ★ Finished the season with a career-high 67 total tackles on defense, one interception, two touchdowns and 16 special team tackles.
- ★ Tallied four tackles and once special teams tackle in a start against the Dolphins (1/2).
- ★ Made three tackles in a start against the Bills (12/26).
- ★ Registered his first career interceptions and returned it 36 yards for a touchdown against the Packers. Added five tackles (12/19).
- ★ Recorded four tackles, a pass defended and two special teams tackles in a start against the Bears (12/12).
- ★ Made six tackles and two special teams tackles in a start against the Jets (12/6).
- ★ Registered two tackles and two special teams tackles in a start against the Lions (11/25).
- ★ Started at cornerback before being used as a rusher for much of the game, making three tackles and one special teams tackle against the Colts (11/21).
- ★ Recorded two tackles, one pass defended and one special teams tackle in a start against the Steelers (11/14).
- ★ Made four tackles and one special teams tackle in a start against the Browns (11/7).
- ★ Tallied seven tackles and one special teams tackle in a start against the Vikings (10/31).
- ★ Recorded four tackles and three special teams tackles against the Chargers (10/24).
- ★ Started his third game of the season, recording seven solo tackles against the Ravens (10/17).
- ★ Returned a blocked field goal by Patrick Chung 35 yards for a touchdown against Miami in his second career start (10/4). It was the Patriots' first touchdown from a blocked field goal since Raymond Clayborn scored on a 71-yard return of a field goal blocked by Andre Tippett in 1987.
- ★ Ranked second on the team with a career-high nine tackles against the Dolphins (10/4).
- ★ Made his first NFL start against Buffalo and registered five tackles (9/26).
- ★ Tallied two tackles against the Jets (9/19).
- ★ Recorded two special teams tackles against Cincinnati (9/12).



EXTRA POINTS

- ★ Earned a black belt in Tai Kwan Do while he was in middle school.
- ★ Performed in school plays during high school and would like to be an actor following his football career.

2009 (9/0, 1/0 – Tampa Bay/New England)

- ★ Went to training camp with Tampa Bay.
- ★ Began the 2009 season on the Tampa Bay practice squad, but was signed to the 53-man roster prior to the Buccaneers' season-opener against Dallas (9/13).
- ★ Saw action against Dallas, but did not have any tackles.
- ★ Signed to the New England practice squad on Sept. 21 after being waived by Tampa Bay on Sept. 14.
- ★ Played in eight games with the Patriots and finished second on the team with 17 special teams tackles.
- ★ Tallied five special teams tackles vs. Jacksonville (12/27), the highest single-game total by a Patriots player since the 2002 season (6, by Larry Izzo on 9/22/02).
- ★ Recovered his first career fumble recovery in the postseason game vs. Baltimore (1/10), picking up the ball at the Baltimore 16-yard line after a muffed punt in the second quarter to help set up a Patriots touchdown.

2008 (0/0 – Philadelphia/Tampa Bay)

- ★ Originally signed with Philadelphia as a rookie free agent.
- ★ Spent one week on the Philadelphia practice squad and the final 14 weeks of the season on the Tampa Bay practice squad.

COLLEGE

- ★ Played at Hofstra.
- ★ Recorded 53 tackles, one interception, two forced fumbles and one fumble recovery during his senior season.
- ★ Finished his career with two interceptions.
- ★ Earned his degree in mass media studies.

PERSONAL


- ★ Attended Gwynn Park High School in Brandywine, Maryland.
- ★ Played football, basketball and ran track.
- ★ Led high school to a regional championship and earned second-team all county honors during his senior year.
- ★ Was a black belt in Tai Kwan Do in middle school.
- ★ Born Kyle Chandler Arrington on Aug. 12, 1986 in Accokeek, Maryland.

★ ★ ★ ★ ★ KYLE ARRINGTON ★ ★ ★ ★ ★

Pos: CB Ht: 5-10 Wt: 196 Year: 2nd Acq: FA-09 College: Hofstra Born: 8/12/86

REGULAR SEASON			TACKLES					INTERCEPTIONS						MISCELLANEOUS				
Year	Team	G/S	TT	UT	A	S	Yds	No	Yds	Avg	Lg	TD	PD	FF	FR	Yds	TD	SpT
2009	Buccaneers	1/0	0	0	0	0.0	0.0	0	0	0.0	0	0	0	0	0	0	0	0
2009	Patriots	8/0	0	0	0	0.0	0.0	0	0	0.0	0	0	0	0	0	0	0	17
2010	Patriots	16/14	67	51	16	0.0	0.0	1	36	36.0	36	1	5	0	0	0	0	16
Totals - 3 years		25/14	67	51	16	0.0	0.0	1	36	36.0	36	1	5	0	0	0	0	33
POSTSEASON			TACKLES					INTERCEPTIONS						MISCELLANEOUS				
Year	Team	G/S	TT	UT	A	S	Yds	No	Yds	Avg	Lg	TD	PD	FF	FR	Yds	TD	SpT
2009	Patriots	1/0	0	0	0	0.0	0.0	0	0	0.0	0	0	0	0	0	0	0	1
Totals - 1 year		1/0	0	0	0	0.0	0.0	0	0	0.0	0	0	0	0	0	0	0	1

Additional Statistics: Recovered a fumble on a kickoff vs. Baltimore (1/10/09)



Tully

BANTA-CAIN

95

HT: 6-2 WT: 250

Born: 8/28/80

Exp. (NFL/Patriots): 8/6 GP/GS (Playoffs): 113/31 (11/13)

Acq: FA(SF)-09 College: California Hometown: Sunnyvale, Calif.

SUPER BOWLS:

03 04

★ ★ ★ LINEBACKER ★ ★ ★

CAREER TRANSACTIONS

Tully Banta-Cain was drafted by the New England Patriots in the seventh round (239th overall) of the 2003 NFL Draft ... Signed by the San Francisco 49ers as an unrestricted free agent (3/3/07) ... Released by the 49ers (2/11/09) ... Signed by the Patriots as a free agent (2/18/09).

CAREER HIGHLIGHTS

- ★ Banta-Cain returned to the Patriots in 2009 after having played for the Patriots for four seasons from 2003-06.
- ★ Set a career-high with 10.0 sacks and 60 total tackles in 2009.
- ★ Became just the second Patriot player (Mike Vrabel, 2007) to record 10 sacks in the past 14 seasons.
- ★ For his career, Banta-Cain has played in 98 games with 25 starts and has recorded 187 tackles (121 solo), 22.5 sacks, one interception, three forced fumbles, two fumble recoveries and 71 special teams tackles.
- ★ Banta-Cain played for the San Francisco 49ers for two seasons (2007-08), appearing in 28 games with 10 starts.
- ★ Banta-Cain is one of 9 players on the 2010 Patriots who have earned Super Bowl rings with New England. He was a part of the Patriots' 2003 and 2004 championship squads.

SEASONAL REVIEWS

2010 (15/6)

- ★ Was inactive in the regular-season finale against the Dolphins (1/2).
- ★ Led the team with seven tackles and one quarterback hit against the Bills (12/26).
- ★ Sealed the Patriots' victory over the Packers with a fourth-and-one sack of Matt Flynn to force a fumble on the final play of the game. Made five tackles (12/19).
- ★ Registered one quarterback hit against the Bears (12/12).



EXTRA POINTS

- ★ Tully's first name is the product of a dream his mother had the night before he was born.
- ★ Owns his own clothing line called Black Klown Clothier (www.blackklownclothier.com), specializing in high-end street wear.
- ★ Also started a recording career with Hip Hop and R&B music at www.Noca-Cain.com. Banta-Cain's father was the lead singer for a funk band that played in the Bay Area.
- ★ Owns his own website www.tullybantacain.com
- ★ On Oct. 30, 2006, Tully celebrated the birth of his first child, and that night he was inspired to set a then career-high with 2.5 sacks in the Patriots' 31-7 win over the Minnesota Vikings.

- ★ Sacked Mark Sanchez for a 15-yard loss at the end of the second quarter and added three tackles in a start against the Jets (12/6).
- ★ Made two tackles in a start against the Lions (11/25).
- ★ Recorded three tackles against the Colts in his second start of the season (11/21).
- ★ Sacked Ben Roethlisberger for a eight-yard loss on third-and-10 in the second quarter and combined with Gerard Warren for another sack late in the fourth quarter. Also credited with two tackles against the Steelers (11/14).
- ★ Made six tackles against Cleveland (11/7).



- ★ Tallied five tackles in a reserve role against Minnesota, including a stop of Adrian Peterson for a two-yard loss in the third quarter (10/31).
- ★ Made one tackle against the Chargers (10/24).
- ★ Played in a reserve role at LB against the Ravens (10/17).
- ★ Made two tackles against the Dolphins (10/4).
- ★ Registered one sack, a quarterback hit and eight tackles in a start against the Jets (9/19).
- ★ Combined with Myron Pryor for a Carson Palmer sack for a loss of four-yards on third-and-two, completing the Patriots' first defensive possession of the season against the Cincinnati Bengals (9/12).

2009 (16/10, 1/1)

- ★ Played in all 16 games with 10 starts and finished the season with a career high 60 total tackles and 10.0 sacks. Also added two passes defended, two forced fumbles and 15 quarterback hits.
- ★ Set a single-game career high with a three sack performance at Buffalo (12/20), all of which came in the final quarter to preserve a 17-10 Patriots victory.
- ★ He had three games in 2009 with at least two sacks with 2.0 in the season-opener vs. Buffalo (9/14), 2.0 vs. New York Jets (11/22) and 3.0 at Buffalo (12/20).
- ★ Forced a fumble that was recovered by Derrick Burgess vs. the N.Y. Jets (11/22) on a 7-yard sack of Mark Sanchez in the fourth quarter.
- ★ Started in the postseason game vs. Baltimore (1/10) and finished with seven total tackles and one interception.

2008 (12/0 – San Francisco)

- ★ Played in 12 games and recorded seven tackles (4 solo) and 19 special teams stops.
- ★ Was utilized as an outside pass-rusher and was a core member of special teams units.
- ★ Inactive for the first four games of the season.
- ★ Made his season debut vs. New England (10/5) and recorded three assisted tackles and 0.5 sacks while also playing on special teams.

2007 (16/10 – San Francisco)

- ★ Played in all 16 games and set then career-highs in starts (10) and tackles (59) after joining the 49ers as an unrestricted free agent.
- ★ Finished with 59 tackles, 3.5 sacks, two passes defended, and one fumble recovery for a touchdown.
- ★ Recovered a fumble in the end zone for the game-winning touchdown in overtime at Arizona (11/25). It marked his first career touchdown as he jumped on the fumble in the end zone after DE Ronald Fields sacked QB Kurt Warner and forced a fumble. Became only the third player in NFL history to end an overtime game with a fumble recovery for a touchdown, but he was the first to be recovered in the end zone. The others were by Johnnie Cooks of the Baltimore Colts at New England (52 yards on Sep. 4, 1983) and Glenn Cadrez of Denver vs. Seattle (37 yards on Dec. 19, 1999).
- ★ Established a career-high nine tackles to go along with one sack at Carolina (12/2).
- ★ Totaled eight tackles and one sack vs. Tampa Bay (12/23).

2006 (16/5, 3/2)

- ★ Finished fourth on the Patriots with a then career-high 5.5 sacks.

- ★ Started his first career NFL game at outside linebacker in the Patriots' 19-17 victory over Buffalo (9/10). Provided the initial pass rush from the outside during Ty Warren's safety of JP Losman in the fourth quarter.
 - ★ Saw significant action as a reserve at outside linebacker at Minnesota (10/30).
 - ★ Registered three tackles (2 solo), two and a half sacks and two quarterback hits in the Patriots' commanding 31-7 road win against the Vikings. Dropped Brad Johnson for a 2-yard sack with a fierce pass rush at the end of the second quarter. Teamed with Jarvis Green to drop Brooks Bollinger for a 9-yard sack in the fourth quarter. Came off the edge and sacked Bollinger for a 9-yard loss in the fourth quarter.
 - ★ Started at outside linebacker against Detroit (12/3) and registered five tackles (3 solo) in the Patriots' 28-21 comeback victory over the Lions.
 - ★ Started at outside linebacker against Houston (12/17). Registered a career-high seven tackles (3 solo), two sacks and a forced fumble in the Patriots' commanding 40-7 victory over the Texans.
 - ★ Halted a Texans drive by strip-sacking David Carr for a 6-yard loss on a third-and-six play in the second quarter but the fumble was recovered by Chester Pitts at the Houston 16-yard line. Blitzed off left guard and sacked Carr for an 8-yard loss in the second quarter.
 - ★ Started at outside linebacker and collected five solo tackles and a quarterback hit in the Patriots' 24-21 division-clinching win over the Jaguars (12/24).
 - ★ Started at outside linebacker in the Patriots' playoff contest against the Jets (1/7). Registered three solo tackles, two sacks, three quarterback hits and a pass defended. Sacked Chad Pennington for a 2-yard loss on the Jets' first play from scrimmage in the first quarter. Came off the edge and dropped Pennington for a 12-yard sack late in the fourth quarter.
 - ★ Started at outside linebacker and collected a fumble recovery in the Patriots' 24-21 AFC Divisional playoff victory over the Chargers (1/14). Recovered a Philip Rivers fumble after a Mike Vrabel strip-sack on a fourth-and-11 play in the first quarter.
- #### 2005 (13/0, 2/0)
- ★ Participated in 13 regular-season games and collected three special teams tackles.
 - ★ Pinned the Broncos deep in their own territory by downing Josh Miller's 48-yard punt at the Denver 2-yard line (10/16).
 - ★ Registered two special teams tackle on coverage units against Tampa Bay (12/17).
 - ★ Saw significant action at outside linebacker against Miami (1/1) and collected five tackles (2 solo) and 0.5 sacks. Teamed with Ty Warren to stuff Gus Ferrotte for a 3-yard sack in the second quarter. Combined with Matt Chatham to stuff Ricky Williams for a 3-yard loss on a rush off right tackle in the fourth quarter.
- #### 2004 (16/0, 3/0)
- ★ Finished second on the team with 23 special teams tackles.
 - ★ Registered his first career interception against Buffalo (11/14).
 - ★ Recorded his first career fumble recovery in the season finale against San Francisco (1/2).
 - ★ Saw action as a reserve on defense at St. Louis (11/7) and tallied four defensive tackles (2 solo), setting a career high that he also tied later in the season.

★ Had the most statistically productive game of his career to that point against Buffalo (11/14), tallying three tackles (2 solo), 1.5 sacks and an interception while also leading the team with four special teams tackles. Dropped Drew Bledsoe for a solo sack and a loss of a yard, then later teamed with Rosevelt Colvin to sack Bledsoe for a 5-yard loss. Registered his first career interception when he picked off a J.P. Losman pass intended for Tim Euhus.

★ Led the team with three special teams tackles at the N.Y. Jets (12/26). Recovered a fumble on a bouncing kickoff that knocked off of a Jets player just before halftime.

★ Registered four tackles (2 solo) and a fumble recovery against San Francisco (1/2). Recovered a Maurice Hicks fumble at the Patriots' 34-yard line, starting a Patriots drive that ended in a touchdown.

2003 (9/0, 2/0)

★ Played in nine of the final 10 games after being activated off the Physically Unable to Perform List (10/19/03).

★ Registered eight special teams tackles in nine games. Patriots special teams ranked second in the NFL in punt coverage, allowing just 6.3 yards per punt return.

★ Registered his first career sack against Buffalo (12/27).

★ Made his NFL debut in the Patriots thrilling 19-13 overtime victory over the Dolphins (10/19). Made a special teams stop on Charlie Rogers on the opening kickoff of overtime.

★ Registered three special teams tackles in the Patriots' 30-26, come-from-behind victory over the Broncos on Monday Night Football (11/3). Stopped Deltha O'Neal for a one-yard loss on Ken Walter's 64-yard free kick following an intentional safety in the fourth quarter, setting up a key three-and-out.

★ Saw action at outside linebacker in the second half against Buffalo (12/27) and participated on special teams. Registered his first career sack, dropping Drew Bledsoe for a seven-yard loss.

COLLEGE

★ Banta-Cain played four seasons at California (1999-2002) after redshirting in 1998.

★ Recorded 112 tackles (91 solos), 26.5 sacks for 230 yards, 52 stops behind the line of scrimmage, three fumble recoveries and eight forced fumbles in 39 games. Only Andre Carter (31, 1997-200) and Regan Upshaw (28, 1993-95) had more quarterback sacks in a career for the Bears.

★ His 52 stops for losses ranked fourth in school annals.

★ Arrived at Cal as an outside linebacker, but made the switch to rush end before his sophomore year.

★ All-Pac 10 Conference first-team choice in 2002, as he finished second in the conference in sacks and tackles for losses.

★ Named team Defensive Most Valuable Player. Recorded 39 tackles (30 solos) with 13 sacks for 100 yards and 22 stops for losses of 126 yards.

★ Recipient of the Brick Muller Award in 2001, given to the team's Most Valuable Defensive Lineman.

★ Recipient of the Bob Tessier Award as the team's most improved lineman in 2000.

PERSONAL

★ Tully Banta-Cain was born the son of Adam Cain and Joya Banta on Aug. 28, 1980 in Mountain View, Calif.

★ Father played football in the Navy.

★ Attended Fremont (Mountain View, Calif.) High.

★ Played a number of positions, including tailback, tight end, defensive end, linebacker and kick returner.

★ Earned first team all-league honors as an outside linebacker his senior season after being named the league's Defensive Player of the Year as a junior.

★ Also gained more than 1000 yards as a running back.

★ Majored in American studies at California.

★ Tully and his wife, Brigitte, have one child.

★ ★ ★ ★ ★ TULLY BANTA-CAIN ★ ★ ★ ★ ★

Pos: LB		Ht: 6-2	Wt: 250	Year: 8th			Acq: FA(SF)-09	College: California						Born: 8/28/80				
REGULAR SEASON			TACKLES					INTERCEPTIONS						MISCELLANEOUS				
Year	Team	G/S	TT	UT	A	S	Yds	No	Yds	Avg	Lg	TD	PD	FF	FR	Yds	TD	SpT
2003	Patriots	9/0	2	1	1	1.0	7.0	0	0	0.0	0	0	0	0	0	0	0	8
2004	Patriots	16/0	11	6	5	1.5	3.5	1	4	4.0	4	0	1	0	1	0	0	23
2005	Patriots	13/0	5	2	3	0.5	1.5	0	0	0.0	0	0	0	0	0	0	0	3
2006	Patriots	16/5	40	27	13	5.5	35.5	0	0	0.0	0	0	0	1	0	0	0	10
2007	49ers	16/10	59	37	22	3.5	16.0	0	0	0.0	0	0	2	0	1	0	1	0
2008	49ers	12/0	7	3	4	0.5	3.0	0	0	0.0	0	0	0	0	0	0	0	19
2009	Patriots	16/10	60	41	19	10.0	69.5	0	0	0.0	0	0	2	1	0	0	0	0
2010	Patriots	15/6	50	35	15	5.0	30.5	0	0	0.0	0	0	0	1	0	0	0	0
Totals - 8 years		113/31	234	152	82	27.5	167	1	4	4.0	4	0	5	3	2	0	1	63
POSTSEASON			TACKLES					INTERCEPTIONS						MISCELLANEOUS				
Year	Team	G/S	TT	UT	A	S	Yds	No	Yds	Avg	Lg	TD	PD	FF	FR	Yds	TD	SpT
2003	Patriots	2/0	0	0	0	0.0	0.0	0	0	0	0	0	0	0	0	0	0	1
2004	Patriots	3/0	0	0	0	0.0	0.0	0	0	0	0	0	0	0	0	0	0	2
2005	Patriots	2/0	0	0	0	0.0	0.0	0	0	0	0	0	0	0	0	0	0	1
2006	Patriots	3/2	6	6	0	2.0	14.0	0	0	0	0	0	1	0	1	0	0	0
2009	Patriots	1/1	7	2	5	0.0	0.0	1	0	0	0	0	1	0	0	0	0	0
Totals - 5 years		11/3	13	8	5	2.0	14.0	1	0	0	0	0	2	0	1	0	0	4
Additional Statistics: Touchdowns - 1: Fumble recovery in end zone in overtime at Arizona (11-25-07). Kickoff Returns - Career: 4 for 60 yards. 2004: 1 for 21 yards. 2005: 1 for 14 yards. 2006: 2 for 25 yards. Kickoff Returns - Career: 4 for 60 yards. 2004: 1 for 21 yards. 2005: 1 for 14 yards. 2006: 2 for 25 yards.																		

★ ★ ★ ★ BANTA-CAIN'S CAREER GAME-BY-GAME ★ ★ ★ ★ ★

2003	Opponent	P/S	TT	UT	A	S	Yds	Int	Yds	PD	FF	FR	Sp	W/L	Score
09/07	at Buffalo							Inactive						L	0-31
09/14	at Philadelphia							Inactive						W	31-10
09/21	N.Y. Jets							Inactive						W	23-16
09/28	at Washington							Inactive						L	17-20
10/05	Tennessee							Inactive						W	38-30
10/12	N.Y. Giants							Inactive						W	17-6
10/19	at Miami	p	0	0	0	0	-	-	-	-	-	-	1	W	19-13
10/26	Cleveland	p	0	0	0	0	-	-	-	-	-	-	-	W	9-3
11/03	at Denver	p	0	0	0	0	-	-	-	-	-	-	3	W	30-26
11/16	Dallas	p	0	0	0	0	-	-	-	-	-	-	2	W	12-0
11/23	at Houston	p	0	0	0	0	-	-	-	-	-	-	-	W	23-20
11/30	at Indianapolis	p	0	0	0	0	-	-	-	-	-	-	1	W	38-34
12/07	Miami	p	0	0	0	0	-	-	-	-	-	-	-	W	12-0
12/14	Jacksonville							Inactive						W	27-13
12/20	at N.Y. Jets	p	1	1	0	0	-	-	-	-	-	-	1	W	21-16
12/27	Buffalo	p	1	0	1	1.0	7.0	0	0	-	-	-	-	W	31-0
2003 Totals			9/0	2	1	1	1.0	7.0	0	0	-	0	0	8	14-2
01/10	Tennessee							Inactive						W	17-14
01/18	Indianapolis	p	0	0	0	0	-	-	-	-	-	-	1	W	24-14
02/01	Carolina	p	0	0	0	0	-	-	-	-	-	-	-	W	32-39
2003 Postseason			2/0	0	0	0	0.0	0.0	0	0	0	0	0	1	3-0

2004	Opponent	P/S	TT	UT	A	S	Yds	Int	Yds	PD	FF	FR	Sp	W/L	Score
09/09	Indianapolis	p	0	0	0	0	-	-	-	-	-	-	2	W	27-24
09/19	at Arizona	p	0	0	0	0	-	-	-	-	-	-	1	W	23-12
10/03	at Buffalo	p	0	0	0	0	-	-	-	-	-	-	-	W	31-17
10/10	Miami	p	0	0	0	0	-	-	-	-	-	-	1	W	24-10
10/17	Seattle	p	0	0	0	0	-	-	-	-	-	-	1	W	30-20
10/24	N.Y. Jets	p	0	0	0	0	-	-	-	-	-	-	1	W	13-7
10/31	at Pittsburgh	p	0	0	0	0	-	-	-	-	-	-	1	L	20-34
11/07	at St. Louis	p	4	2	2	-	-	-	-	-	-	-	-	W	40-22
11/14	Buffalo	p	3	2	1	1.5	3.5	1	4	1	-	-	4	W	29-6
11/22	at Kansas City	p	0	0	0	0	-	-	-	-	-	-	1	W	27-19
11/28	Baltimore	p	0	0	0	0	-	-	-	-	-	-	2	W	24-3
12/05	at Cleveland	p	0	0	0	0	-	-	-	-	-	-	1	W	42-15
12/12	Cincinnati	p	0	0	0	0	-	-	-	-	-	-	3	W	35-28
12/20	at Miami	p	0	0	0	0	-	-	-	-	-	-	1	L	28-29
12/26	at N.Y. Jets	p	0	0	0	0	-	-	-	-	-	-	3	W	23-7
01/02	San Francisco	p	4	2	2	-	-	-	-	-	-	-	1	W	21-7
2004 Totals			16/0	11	6	5	1.5	3.5	1	4	1	0	1	23	14-2
01/16	Indianapolis	p	0	0	0	0	-	-	-	-	-	-	1	W	20-3
01/23	at Pittsburgh	p	0	0	0	0	-	-	-	-	-	-	1	W	41-27
02/06	at Philadelphia	p	0	0	0	0	-	-	-	-	-	-	-	W	24-21
2004 Postseason			3/0	0	0	0	0	0	0	0	0	0	0	2	3-0

2005	Opponent	P/S	TT	UT	A	S	Yds	Int	Yds	PD	FF	FR	Sp	W/L	Score
09/08	Oakland							Inactive						W	30-20
09/18	at Carolina							Inactive						L	17-27
09/25	at Pittsburgh	p	0	0	0	0	-	-	-	-	-	-	-	W	23-20
10/02	San Diego	p	0	0	0	0	-	-	-	-	-	-	-	L	17-41
10/09	at Atlanta	p	0	0	0	0	-	-	-	-	-	-	-	W	31-28
10/16	at Denver	p	0	0	0	0	-	-	-	-	-	-	-	L	20-28
10/30	Buffalo	p	0	0	0	0	-	-	-	-	-	-	1	W	21-16
11/07	Indianapolis	p	0	0	0	0	-	-	-	-	-	-	1	L	21-40
11/13	at Miami	p	0	0	0	0	-	-	-	-	-	-	-	W	23-16
11/20	New Orleans	p	0	0	0	0	-	-	-	-	-	-	1	W	24-27
11/27	at Kansas City	p	0	0	0	0	-	-	-	-	-	-	-	L	16-26
12/04	N.Y. Jets	p	0	0	0	0	-	-	-	-	-	-	-	W	16-3
12/11	at Buffalo	p	0	0	0	0	-	-	-	-	-	-	-	W	35-7
12/17	Tampa Bay	p	0	0	0	0	-	-	-	-	-	-	-	W	28-0
12/26	at N.Y. Jets							Inactive						W	31-21
01/01	Miami	p	5	2	3	0.5	1.5	-	-	-	-	-	-	L	26-28
2005 Totals			13/0	5	2	3	0.5	1.5	0	0	0	0	0	3	10-6
01/07	Jacksonville	p	0	0	0	0	-	-	-	-	-	-	-	W	28-3
01/14	at Denver	p	0	0	0	0	-	-	-	-	-	-	1	L	13-27
2005 Postseason			2/0	0	0	0	0.0	0.0	0	0	0	0	0	1	1-1

2006	Opponent	P/S	TT	UT	A	S	Yds	Int	Yds	PD	FF	FR	Sp	W/L	Score	
09/10	Buffalo	S	3	2	1	-	-	-	-	-	-	-	-	1	W	19-17
09/17	at N.Y. Jets	p	2	2	0	0.5	3.0	-	-	-	-	-	-	1	W	24-17
09/24	Denver	p	0	0	0	0	-	-	-	-	-	-	1	L	7-17	
10/01	at Cincinnati	p	5	2	3	-	-	-	-	-	-	-	-	W	38-13	
10/08	Miami	p	1	1	0	0	-	-	-	-	-	-	-	W	20-10	
10/22	at Buffalo	p	1	0	1	-	-	-	-	-	-	-	1	W	28-6	

10/30	at Minnesota	p	3	2	1	2.5	15.5	-	-	-	-	-	-	1	W	31-7	
11/05	Indianapolis	p	0	0	0	0	-	-	-	-	-	-	-	1	L	20-27	
11/12	N.Y. Jets	p	0	0	0	0	-	-	-	-	-	-	-	2	L	14-17	
11/19	at Green Bay	p	1	1	0	0.5	5.0	-	-	-	-	-	-	2	W	35-0	
11/26	Chicago	p	3	2	1	-	-	-	-	-	-	-	-	-	W	17-13	
12/03	Detroit	S	5	3	2	-	-	-	-	-	-	-	-	-	W	28-21	
12/10	at Miami	p	1	1	0	-	-	-	-	-	-	-	-	-	L	0-21	
12/17	Houston	S	7	3	4	2.0	12.0	-	-	-	-	-	-	1	W	40-7	
12/24	at Jacksonville	S	5	5	0	-	-	-	-	-	-	-	-	-	W	24-21	
12/31	at Tennessee	S	3	3	0	-	-	-	-	-	-	-	-	-	W	40-23	
2006 Totals		16/5	40	27	13	5.5	35.5	0	0	0	1	0	10		12-4		
01/14	N.Y. Jets	S	3	3	0	2.0	14.0	-	-	-	1	-	-	-	W	37-16	
01/07	at San Diego	S	0	0	0	-	-	-	-	-	-	-	1	-	W	24-21	
01/21	at Indianapolis	p	3	3	0	-	-	-	-	-	-	-	-	-	L	34-38	
2006 Postseason		3/2	6	6	0	2.0	14.0	0	0	1	0	1	0		2-1		
2007	Opponent	P/S	TT	UT	A	S	Yds	Int	Yds	PD	FF	FR	Sp	W/L	Score		
09/10	Arizona	S	5	3	2	-	-	-	-	-	-	-	-	-	W	20-17	
09/16	at St. Louis	S	4	1	3	0.5	3.0	-	-	-	-	-	-	-	W	17-16	
09/23	at Pittsburgh	S	3	2	1	-	-	-	-	-	-	-	-	-	L	16-37	
09/30	Seattle	p	4	3	1	1.0	0.0	-	-	-	-	-	-	-	L	3-23	
10/07	Baltimore	S	3	2	1	-	-	-	-	-	1	-	-	-	L	7-9	
10/21	at N.Y. Giants	p	2	1	1	-	-	-	-	-	-	-	-	-	L	15-33	
10/28	New Orleans	p	2	1	1	-	-	-	-	-	-	-	-	-	L	10-31	
11/04	at Atlanta	S	4	1	3	-	-	-	-	-	-	-	-	-	L	16-20	
11/12	at Seattle	S	3	2	1	-	-	-	-	-	-	-	-	-	L	0-24	
11/18	St. Louis	S	4	2	2	-	-	-	-	-	-	-	-	-	L	9-13	
11/25	at Arizona	S	0	0	0	-	-	-	-	-	-	1	-	-	W	ot 37-31	
12/02	at Carolina	S	9	6	3	1.0	5.0	-	-	-	-	-	-	-	L	31-34	
12/09	Minnesota	p	2	1	1	-	-	-	-	-	-	-	-	-	L	7-27	
12/15	Cincinnati	p	2	2	0	-	-	-	-	-	1	-	-	-	W	20-13	
12/23	Tampa Bay	S	8	6	2	1.0	8.0	-	-	-	-	-	-	-	W	21-19	
12/30	at Cleveland	p	4	4	0	-	-	-	-	-	-	-	-	-	L	7-20	
2007 Totals		16/10	59	37	22	3.5	16.0	0	0	2	0	1	0		5-11		
2008	Opponent	P/S	TT	UT	A	S	Yds	Int	Yds	PD	FF	FR	Sp	W/L	Score		
09/07	Arizona													L	13-23		
09/14	at Seattle													W	ot 33-30		
09/21	Detroit													W	31-13		
09/28	at New Orleans													L	17-31		
10/05	New England	p	4	1	3	0.5	3.0	-	-	-	-	-	1	L	21-30		
10/12	Philadelphia	p	0	0	0	-	-	-	-	-	-	-	1	L	26-40		
10/19	at N.Y. Giants	p	0	0	0	-	-	-	-	-	-	-	4	L	17-29		
10/26	Seattle	p	0	0	0	-	-	-	-	-	-	-	1	L	13-34		
11/10	at Arizona	p	0	0	0	-	-	-	-	-	-	-	3	L	24-29		
11/16	St. Louis	p	2	2	0	-	-	-	-	-	-	-	1	W	35-16		
11/23	at Dallas	p	1	1	0	-	-	-	-	-	1	-	-	L	22-35		
11/30	Buffalo	p	0	0	0	-	-	-	-	-	-	-	3	W	10-3		
12/07	N.Y. Jets	p	0	0	0	-	-	-	-	-	-	-	1	W	24-14		
12/14	at Miami	p	0	0	0	-	-	-	-	-	-	-	-	L	9-14		
12/21	at St. Louis	p	0	0	0	-	-	-	-	-	-	-	1	W	27-16		
12/28	Washington	p	0	0	0	-	-	-	-	-	-	-	3	W	17-24		
2008 Totals		12/0	7	4	3	0.5	3.0	0	0	1	0	0	19		7-9		
2009	Opponent	P/S	TT	UT	A	S	Yds	Int	Yds	PD	FF	FR	Sp	W/L	Score		
09/14	Buffalo	S	5	4	1	2.0	16.0	-	-	-	-	-	-	-	W	25-24	
09/20	at N.Y. Jets	p	2	1	1	-	-	-	-	-	-	-	-	-	L	9-16	
09/27	Atlanta	S	2	1	1	-	-	-	-	-	-	-	-	-	W	26-10	
10/04	Baltimore	p	0	0	0	-	-	-	-	-	-	-	-	-	W	27-21	
10/11	at Denver	p	2	2	0	1.0	6.0	-	-	1	-	-	-	-	L	ot 17-20	
10/18	Tennessee	p	4	3	1	-	-	-	-	-	-	-	-	-	W	59-0	
10/25	at Tampa Bay	p	6	5	1	-	-	-	-	-	-	-	-	-	W	35-7	
11/08	Miami	S	7	6	1	-	-	-	-	-	-	-	-	-	W	27-17	
11/15	at Indianapolis	S	1	0	1	-	-	-	-	-	-	-	-	-	L	34-35	
11/22	N.Y. Jets	p	5	4	1	2.0	14.0	-	-	-	-	-	-	-	W	31-14	
11/30	at New Orleans	S	6	4	2	-	-	-	-	-	-	-	-	-	L	17-28	
12/06	at Miami	S	4	3	1	0.5	3.5	-	-	-	-	-	-	-	L	21-32	
12/13	Carolina	S	2	1	1	-	-	-	-	-	-	-	-	-	W	20-10	
12/20	at Buffalo	S	5	4	1	3.0	22.0	-	-	-	-	-	-	-	W	17-10	
12/27	Jacksonville	S	6	3	3	1.5	8.0	-	-	-	1	-	-	-	W	35-7	
01/03	at Houston	S	3	0	3	-	-	-	-	-	1	-	-	-	L	27-34	
2009 Totals		16/10	60	41	19	10.0	69.5	0	0	2	2	0	0		10-6		
01/10	at Baltimore	S	7	2	2	-	-	-	-	1	0	1	-	-	L	14-33	
2009 Postseason		1/1	7	2	5	0.0	0.0	1	0	1	0	0	0		0-0		



Josh BARRETT

HT: 6-2 WT: 225
Born: 11/22/1984
Exp. (NFL/Patriots): 3/1
GP/GS (Playoffs): 20/3 (0/0) Acq: CW (DEN)-10
College: Arizona State Hometown: Reno, Nevada

★ ★ ★ **SAFETY** ★ ★ ★

CAREER TRANSACTIONS

Josh Barrett was claimed off waivers and awarded to the Patriots from the Denver Broncos on August 6, 2010 ... Originally drafted by Denver in the seventh round (220th overall) of the 2008 NFL Draft ... Waived by Denver (08/30/08) ... Signed by Denver to the practice squad (08/31/08) ... Signed by Denver to the 53-man roster (11/22/08) ... Waived by Denver (08/05/10) ... Placed on injured reserve by New England with a shoulder injury (8/31/10).

SEASONAL REVIEWS

2010

★ Placed on injured reserve on Aug. 31, 2010 with a shoulder injury.

2009 (14/0 – Denver)

★ Played in 14 games and registered two solo tackles on defense and finished with eight special-teams stops.

★ Saw limited action as a backup on defense with the majority of his playing time on special teams.

2008 (6/3 – Denver)

★ Spent the first 11 week of his rookie season on the practice squad before being signed to the 53-man roster on Nov. 22.

★ Played in six games and started the final three games at safety.

★ Finished the season with 23 total tackles, one interception and four passes defended.

★ Also registered five special teams tackles.

COLLEGE

★ Posted 174 tackles (121 solo), six interceptions, three sacks, 17 passes defended, four fumble recoveries and one forced fumble in 47 career games at Arizona State.

★ Received honorable mention All-Pacific-10 Conference honors as a junior after leading the team in tackles (82) and interceptions (3) as a 13-game starter.

PERSONAL

★ Attended Reno High School in Reno, Nev., where he was selected the Northern Class 4A Player of the Year as a senior.

★ Garnered first-team all-region honors at wide receiver, defensive back and return specialist.

★ ★ ★ ★ ★ JOSH BARRETT ★ ★ ★ ★ ★																		
Pos: S Ht: 6-2 Wt: 225 Year: 3rd Acq: CW(DEN)-10 College: Arizona State Born: 11/22/84																		
REGULAR SEASON			TACKLES					INTERCEPTIONS						MISCELLANEOUS				
Year	Team	G/S	TT	UT	A	S	Yds	No	Yds	Avg	Lq	TD	PD	FF	FR	Yds	TD	SpT
2008	Broncos	6/3	23	15	8	0.	0	1	34	34.0	34	0	4	0	0	0	0	5
2009	Broncos	14/0	2	2	0	0	0	0	0	0.0	0	0	0	0	0	0	0	8
2009	Patriots		Injured Reserve															
Total - 3 years		20/3	25	17	8	0	0	1	34	34.0	34	0	4	0	0	0	0	13



Leigh BODDEN

HT: 6-1 WT: 193 Born: 9/24/81
Exp. (NFL/Patriots): 8/2
GP/GS (Playoffs): 90/67 (1/1) Acq: FA (DET)-09
College: Duquesne Hometown: Hyattsville, Md.

23

★ ★ ★ **CORNERBACK** ★ ★ ★

PRONOUNCED BOD-in

CAREER TRANSACTIONS

Leigh Bodden was signed by the Patriots as a free agent on March 11, 2009 ... Originally signed by the Cleveland Browns as a rookie free agent (5/2/03) ... Placed on injured reserve with a pectoral injury (11/9/04) ... Traded by the Browns to the Detroit Lions (3/1/08) in exchange for DT

Shaun Rogers ... Released by the Lions (2/9/09) ... Placed on injured reserve with a shoulder injury (8/31/10).

CAREER HIGHLIGHTS

★ Bodden joined the Patriots in 2009 as a veteran of six NFL seasons with the Cleveland Browns (2003-07) and Detroit Lions (2008) and finished tied for first on the team with five interceptions.

★ Bodden enters 2010 having played in 90 career games with 67 starts and has recorded 341 tackles (258 solo), 18 interceptions for 192 yards, 75 passes defended, seven forced fumbles, six fumble recoveries and 30 special teams tackles

SEASONAL REVIEWS

2010

★ Placed on injured reserve on Aug. 31, 2010 with a shoulder injury.

2009 (15/14, 1/1)

★ Played in 15 games with 14 starts and finished the season with 54 total tackles, five interceptions, including one that he returned 53 yards for a touchdown, 17 passes defended, one forced fumble and one fumble recovery.

★ Missed the season-finale at Houston (1/3) due to injury.

★ Was Named AFC Defensive Player of the Week for Week 11, following a three-interception performance in the Patriots' 31-14 victory vs. the N.Y. Jets (11/22). The three interceptions tied a Patriots single-game record for interceptions, matching the three set by Asante Samuel in 2006, and set a career high for Bodden. Picked off a Mark Sanchez pass intended for Jericho Cotchery and returned it 53 yards for a touchdown to give the Patriots a 7-0 lead in the first quarter. Nabbed his second interception of the game on a Sanchez pass intended for Braylon Edwards in the second quarter to set up a field goal. Came down with his third pick on a Sanchez pass intended for Cotchery in the fourth quarter.

★ Tallied a single-game career high with 10 total tackles at Denver (10/11).

★ Made his first appearance in the postseason when he started vs. Baltimore (1/10) in a Wild Card matchup.

2008 (16/15 – Detroit)

★ In his lone season with the Detroit Lions, tied for fifth on the team with 80 tackles (68 solo).

★ Tied for the team lead with three forced fumbles and also tied the club lead with two fumble recoveries.

★ Recorded four solo stops, a forced fumble, a fumble recovery, one interception and three passes defended at Minnesota (10/12).

★ Recorded a season-best nine tackles (eight solo) vs. Washington (10/26).

★ Posted three tackles, two passes defended and a forced fumble at Carolina (11/16).

★ Notched six tackles (four solo), one pass defended and a fumble recovery vs. New Orleans (12/21).

2007 (16/16 – Cleveland)

★ Started every game and led the Browns with a career-high six interceptions and 14 passes defended.

★ Also ranked fourth on the club with a career-high 92 tackles (68 solo).

★ Finished fifth among NFL cornerbacks with 88 credited tackles according to NFL.com press box stats, and he was the only NFL player to have at least 88 tackles and six interceptions.

★ Tallied three tackles (two solo), one fumble recovery and one interception with 0:20 seconds remaining in the game to secure the Browns' 51-45 victory vs. Cincinnati (9/16).

★ Matched a career-high with eight solo tackles, one interception for 12 yards and a pass defense vs. Baltimore (9/30).

★ Ranked second on the club with a career-high nine



EXTRA POINTS

★ While in college at Duquesne, Leigh won the Atlantic 10 Conference Championship in the long jump with a career-best leap of 23'-0".

★ Leigh had 28 interceptions at Duquesne, tying what was then the all-time Division I-AA career record.

tackles (five solo) and one interception for 26 yards vs. Miami (10/14).

★ Recorded his team-leading third interception in the second quarter at the 50-yard line and returned it 26 yards to set up a 24-yard touchdown pass.

★ Tied for the team lead with seven solo tackles, and added one interception and one pass defended at St. Louis (10/28).

★ In the fourth quarter, made a key interception at the Cleveland 28-yard line with only 0:38 seconds remaining to preserve a 27-20 road victory.

★ Led the team with nine tackles (seven solo) and one fumble recovery vs. Seattle (11/4).

★ Totaled seven tackles (five solo), two pass defenses and one fumble recovery vs. Houston (11/25).

★ Part of a defensive effort that forced three turnovers, 2.0 sacks and limited Houston to only 77 net yards rushing.

★ Added six tackles (five solo) and a pass defense vs. Buffalo (12/16).

★ Helped give the Browns their first shutout since 2005 and held the Bills to 232 net yards of offense.

★ Added three solo tackles, two interceptions for 42 yards and a pass defense at Cincinnati (12/23). Recorded his first multi-interception game of his career.

2006 (9/9 – Cleveland)

★ Was limited due to ankle injuries throughout the year and started nine contests compiling 35 tackles (22 solo), two interceptions for 48 yards, one forced fumble and 11 pass defenses.

★ Started at left cornerback and matched a then career-high eight tackles (six solo), and two pass defenses vs. New Orleans (9/10).

★ Finished with four tackles (three solo), two pass defenses and recorded an interception for 35 yards in the fourth quarter at Cincinnati (9/17).

★ Part of a defensive effort that limited the Jets to only 193 net yards of total offense, including 88 net yards rushing, and forced three turnovers vs. N.Y. Jets (10/29).

★ Started and recorded five tackles (two solo) and forced a fumble in the second quarter vs. Pittsburgh (12/7).

★ Started notching two tackles (one solo), one pass defended and one interception for 13 yards in the second quarter to stop a potential scoring drive at Baltimore (12/17).

2005 (13/11 – Cleveland)

★ Made a then career-high 59 tackles (36 solo), three interceptions, 20 pass defenses and two forced fumbles.

★ Led the team in passes defended and tied for the team lead with three interceptions.

★ Scored a touchdown on a 59-yard blocked field goal return at Pittsburgh (11/13).

★ Started at right cornerback in the season opener vs.

Cincinnati (9/11), and totaled five tackles, one forced fumble and one interception in the end zone, the second pick of his career.

★ Started at Houston (10/30) and totaled a then career-high eight tackles (five solo), one interception and three pass defenses. Made his second interception of the year in the first quarter.

★ Started at Pittsburgh (11/13), and matched a then career-high with eight tackles (five solo), and one pass defended.

★ In the fourth quarter, scooped up a blocked field goal attempt (44 yards) at the Cleveland 41-yard line and returned it 59 yards for a touchdown.

★ Started at Oakland (12/18), and totaled six tackles, one tackle for loss, one interception for six yards and a career-high four pass defenses. Recorded his team-leading third interception of the year in the third quarter.

2004 (8/1 – Cleveland)

★ Played in eight games and totaled nine tackles (eight solo).

★ Was a standout on special teams and finished the season tied for the team lead with 18 special teams tackles and a forced fumble, despite missing half the season with a pectoral injury.

★ Opened the season vs. Baltimore (9/12), and played corner in the nickel defensive package with two solo tackles and a team-high five special teams tackles.

★ Added a team-high three special teams tackles at Dallas (9/19).

★ Started for the injured Daylon McCutcheon, making his second career start, at N.Y. Giants (9/26), and recorded five tackles (four solo).

★ Played on special teams at Pittsburgh (10/10), with a team-high four special teams tackles.

★ Placed on Injured Reserve (11/9) with a pectoral injury.

2003 (13/1 – Cleveland)

★ Earned a spot on the roster as an undrafted rookie free agent and played in 13 games and totaled 12 tackles (10 solo), one interception, three pass defenses and contributed 11 tackles on special teams.

★ Made his NFL debut on special teams vs. Indianapolis (9/7), with one special teams tackle.

★ Added his first career interception vs. Arizona (11/16), in the fourth quarter.

★ Made his first career start at Seattle (11/30) and marked a season-high seven tackles (six solo) and one pass defense.

★ In the regular season finale at Cincinnati (12/28), recorded five tackles (four solo), a season-high two pass defenses and added two special teams tackles.

COLLEGE

★ Two-time consensus All-American helped Duquesne to four consecutive Metro Atlantic Athletic Conference Football League titles (1999, 2000, 2001, 2002).

★ Duquesne went 37-8 overall and 27-1 in MAAC play during his four-year career.

★ Finished his career tied for second on the all-time NCAA I-AA interception list with 28.

★ Holds every Duquesne interception record.

★ As a senior, finished the season with seven interceptions for 71 yards, 23 tackles and a team-high four fumble recoveries.

★ As a junior, tied his own school record with nine interceptions for 51 yards and one touchdown.

★ Established a school record as a sophomore with nine interceptions in 11 games.

★ As a freshman, had four interceptions.

★ Was a three-year member of the Duquesne track team and scored a total of 12 points for the Dukes at the 2002 Atlantic 10 outdoor championship.

★ Won the Atlantic 10 long jump with a career-best 23'-0" leap. In the process became Duquesne's first outdoor men's track conference champion.

★ Also finished seventh in the 100-meter dash with a career-best time of 11:08 and was also part of the 4x100 relay team.

PERSONAL

★ Leigh Edmond Bodden was born on Sept. 24, 1981 in Hyattsville, Md.

★ Attended Northwestern High School in Hyattsville, Md.

★ Hometown is Upper Marlborough, Md.

★ Earned his degree in business management.

★ ★ ★ ★ ★ LEIGH BODDEN ★ ★ ★ ★ ★

Pos: CB Ht: 6-1 Wt: 193 Year: 8th Acq: FA(DET)-09 College: Duquesne Born: 9/24/81

REGULAR SEASON			TACKLES					INTERCEPTIONS						MISCELLANEOUS				
Year	Team	G/S	TT	UT	A	S	Yds	No	Yds	Avg	Lg	TD	PD	FF	FR	Yds	TD	SpT
2003	Browns	13/1	12	10	2	0	0	1	1	1.0	1	0	3	0	0	0	0	11
2004	Browns	8/1	9	8	1	0	0	0	0	0.0	0	0	0	0	0	0	0	18
2005	Browns	13/11	59	39	20	0	0	3	6	2.0	6	0	20	2	0	0	0	1
2006	Browns	9/9	35	22	13	0	0	2	48	24.0	36	0	11	1	0	0	0	0
2007	Browns	16/16	92	68	24	0	0	6	75	12.5	26	0	14	0	3	0	0	0
2008	Lions	16/15	80	68	12	0	0	1	2	1.0	2	0	10	3	2	8	0	0
2009	Patriots	15/14	54	43	11	0	0	5	60	12.0	53t	1	17	1	1	0	0	0
2010	Patriots							Injured Reserve										
Totals - 8 years		90/67	341	258	83	0	0	18	192	10.7	53t	1	75	7	6	8	0	30


Additional Statistics: Scored a touchdown on a 59-yard blocked field goal return at Pittsburgh (11/13/05)

POST SEASON			TACKLES					INTERCEPTIONS					MISCELLANEOUS					
Year	Team	G/S	TT	UT	A	S	Yds	No	Yds	Avg	Lg	TD	PD	FF	FR	Yds	TD	SpT
2009	Patriots	1/1	4	3	1	0	0	0	0	0.0	0	0	1	0	0	0	0	0
Totals-1 year		1/1	4	3	1	0	0	0	0	0.0	0	0	1	0	0	0	0	0

★ ★ ★ ★ ★ BODDEN'S CAREER GAME-BY-GAME ★ ★ ★ ★ ★

2003	Opponent	P/S	TT	UT	A	S	Yds	I	Yds	PD	FF	FR	SpT	W/L	Score
09/07	Indianapolis	p	0	0	0	-	-	-	-	-	-	-	-	L	6-9
09/14	Baltimore	p	0	0	0	-	-	-	-	-	-	-	-	L	13-33
09/21	San Francisco	p	0	0	0	-	-	-	-	-	-	-	-	W	13-12
09/28	Cincinnati	p	0	0	0	-	-	-	-	-	-	-	-	L	14-21
10/05	Pittsburgh	p	0	0	0	-	-	-	-	-	-	-	-	W	33-13
10/12	Oakland													W	13-7
10/19	San Diego													L	20-26
10/26	New England													L	3-9
11/09	Kansas City	p	0	0	0	-	-	-	-	-	-	-	-	L	20-41
11/16	Arizona	p	0	0	0	-	-	-	-	-	-	-	-	W	44-6
11/23	Pittsburgh	p	0	0	0	-	-	-	-	-	-	-	-	L	6-13
11/30	Seattle	S	7	6	1	-	-	-	-	-	-	-	-	L	7-34
12/08	St. Louis	p	0	0	0	-	-	-	-	-	-	-	-	L	20-26
12/14	Denver	p	0	0	0	-	-	-	-	-	-	-	-	L	20-23
12/21	Baltimore	p	0	0	0	-	-	-	-	-	-	-	-	L	0-35
12/28	Cincinnati	p	5	4	1	-	-	-	-	-	-	-	-	W	22-14
2003 Totals			13/1	12	10	2	0	0	1	1	3	0	0	11	5-11
2004	Opponent	P/S	TT	UT	A	S	Yds	I	Yds	PD	FF	FR	SpT	W/L	Score
09/12	Baltimore	p	2	2	0	-	-	-	-	-	-	-	-	W	20-3
09/12	Dallas	p	0	0	0	-	-	-	-	-	-	-	-	L	12-19
09/26	N.Y. Giants	S	5	4	1	-	-	-	-	-	-	-	-	L	10-27
10/03	Washington	p	0	0	0	-	-	-	-	-	-	-	-	W	13-13
10/10	Pittsburgh	p	0	0	0	-	-	-	-	-	-	-	-	L	27-34
10/17	Cincinnati	p	0	0	0	-	-	-	-	-	-	-	-	W	34-17
10/24	Philadelphia	p	1	1	0	-	-	-	-	-	-	-	-	L	31-34
11/07	Baltimore	p	1	1	0	-	-	-	-	-	-	-	-	L	13-27
11/14	Pittsburgh													L	10-24
2004 Totals			8/1	9	8	1	0	0	0	0	0	0	0	18	4-12
2005	Opponent	P/S	TT	UT	A	S	Yds	I	Yds	PD	FF	FR	SpT	W/L	Score
09/11	Cincinnati	S	5	2	3	-	-	-	-	-	-	-	-	L	13-27
09/18	Green Bay													W	26-24
09/25	Indianapolis	p	0	0	0	-	-	-	-	-	-	-	-	L	6-13
10/09	Chicago													W	20-10
10/16	Baltimore													L	3-16
10/23	Detroit	p	3	3	0	-	-	-	-	-	-	-	-	L	10-13
10/30	Houston	S	8	5	3	-	-	-	-	-	-	-	-	L	16-19
11/06	Tennessee	S	3	1	2	-	-	-	-	-	-	-	-	W	20-14
11/13	Pittsburgh	S	8	5	3	-	-	-	-	-	-	-	-	L	21-34
11/20	Miami	S	6	3	3	-	-	-	-	-	-	-	-	W	22-0
11/27	Minnesota	S	3	3	0	-	-	-	-	-	-	-	-	L	12-24
12/04	Jacksonville	S	4	2	2	-	-	-	-	-	-	-	-	L	14-20
12/11	Cincinnati	S	4	3	1	-	-	-	-	-	-	-	-	L	20-23
12/18	Oakland	S	5	5	0	-	-	-	-	-	-	-	-	W	9-7
12/24	Pittsburgh	S	4	2	2	-	-	-	-	-	-	-	-	L	0-41
01/01	Baltimore	S	6	5	1	-	-	-	-	-	-	-	-	W	20-16
2005 Totals			13/11	59	39	20	0	0	3	6	20	2	0	1	6-10
2006	Opponent	P/S	TT	UT	A	S	Yds	I	Yds	PD	FF	FR	SpT	W/L	Score
09/10	New Orleans	S	8	6	2	-	-	-	-	-	-	-	-	L	14-19
09/17	Cincinnati	S	4	3	1	-	-	-	-	-	-	-	-	L	17-34
09/24	Baltimore	S	6	4	2	-	-	-	-	-	-	-	-	L	14-15
10/01	Oakland	S	2	0	2	-	-	-	-	-	-	-	-	W	24-21
10/08	Carolina													L	12-20
10/22	Denver													L	7-17
10/29	N.Y. Jets	S	3	2	1	-	-	-	-	-	-	-	-	W	20-13
11/05	San Diego	S	1	1	0	-	-	-	-	-	-	-	-	L	25-32
11/12	Atlanta													W	17-13
11/19	Pittsburgh													L	20-24
11/26	Cincinnati													L	0-30
12/03	Kansas City	S	4	3	1	-	-	-	-	-	-	-	-	W	31-28
12/07	Pittsburgh	S	5	2	3	-	-	-	-	-	-	-	-	L	7-27

12/17	Baltimore	S	2	1	1	-	-	-	-	-	-	-	-	L	17-27
12/24	Tampa Bay													L	7-22
12/31	Houston													L	6-14
2006 Totals			9/9	35	22	13	0	0	2	48	11	1	0	0	4-12
2007	Opponent	P/S	TT	UT	A	S	Yds	I	Yds	PD	FF	FR	SpT	W/L	Score
09/09	Pittsburgh	S	6	5	1	-	-	-	-	-	-	-	-	L	7-34
09/16	Cincinnati	S	3	2	1	-	-	-	-	-	-	-	-	W	51-45
09/23	Oakland	S	7	2	5	-	-	-	-	-	-	-	-	L	24-26
09/30	Baltimore	S	8	8	0	-	-	-	-	-	-	-	-	W	27-13
10/07	New England	S	6	3	3	-	-	-	-	-	-	-	-	L	17-34
10/14	Miami	S	9	5	4	-	-	-	-	-	-	-	-	W	41-31
10/28	St. Louis	S	7	7	0	-	-	-	-	-	-	-	-	W	27-20
11/04	Seattle	S	9	7	2	-	-	-	-	-	-	-	-	W	33-30
11/11	Pittsburgh	S	6	5	1	-	-	-	-	-	-	-	-	L	28-31
11/18	Baltimore	S	3	3	0	-	-	-	-	-	-	-	-	W	33-30
11/25	Houston	S	7	5	2	-	-	-	-	-	-	-	-	W	27-17
12/02	Arizona	S	4	2	2	-	-	-	-	-	-	-	-	L	21-27
12/09	N.Y. Jets	S	4	2	2	-	-	-	-	-	-	-	-	W	24-18
12/16	Buffalo	S	6	5	1	-	-	-	-	-	-	-	-	W	8-0
12/23	Cincinnati	S	3	3	0	-	-	-	-	-	-	-	-	L	14-19
12/30	San Francisco	S	4	4	0	-	-	-	-	-	-	-	-	W	20-7
2007 Totals			16/16	80	68	24	0	0	6	75	14	0	3	0	10-6
2008	Opponent	P/S	TT	UT	A	S	Yds	I	Yds	PD	FF	FR	SpT	W/L	Score
9/7	Atlanta	p	7	6	1	-	-	-	-	-	-	-	-	L	21-34
9/14	Green Bay	S	5	3	2	-	-	-	-	-	-	-	-	L	25-48
9/21	San Francisco	S	5	4	1	-	-	-	-	-	-	-	-	L	13-31
10/5	Chicago	S	6	5	1	-	-	-	-	-	-	-	-	L	7-34
10/12	Minnesota	S	4	4	0	-	-	-	-	-	-	-	-	L	10-12
10/19	Houston	S	4	4	0	-	-	-	-	-	-	-	-	L	21-28
10/26	Washington	S	9	8	1	-	-	-	-	-	-	-	-	L	17-25
11/2	Chicago	S	6	5	1	-	-	-	-	-	-	-	-	L	23-27
11/9	Jacksonville	S	6	6	0	-	-	-	-	-	-	-	-	L	14-38
11/16	Carolina	S	3	1	2	-	-	-	-	-	-	-	-	L	22-31
11/23	Tampa Bay	S	2	2	0	-	-	-	-	-	-	-	-	L	20-38
11/27	Tennessee	S	5	5	0	-	-	-	-	-	-	-	-	L	10-47
12/7	Minnesota	S	2	2	0	-	-	-	-	-	-	-	-	L	16-20
12/14	Indianapolis	S	3	3	0	-	-	-	-	-	-	-	-	L	21-31
12/21	New Orleans	S	6	4	2	-	-	-	-	-	-	-	-	L	7-42
12/28	Green Bay	S	7	6	1	-	-	-	-	-	-	-	-	L	21-31
2008 Totals			16/16	80	68	12	0	0	1	2	10	3	2	0	0-16
2009	Opponent	P/S	TT	UT	A	S	Yds	I	Yds	PD	FF	FR	SpT	W/L	Score
09/14	Buffalo	S	6	4	2	-	-	-	-	-	-	-	-	W	25-24
09/20	N.Y. Jets	S	1	0	1	-	-	-	-	-	-	-	-	L	9-16
09/27	Atlanta	S	5	5	0	-	-	-	-	-	-	-	-	W	28-10
10/04	Baltimore	S	2	1	1	-	-	-	-	-	-	-	-	W	27-21
10/11	Denver	S	10	9	1	-	-	-	-	-	-	-	-	L	17-20
10/18	Tennessee	p	0	0	0	-	-	-	-	-	-	-	-	W	59-0
10/25	Tampa Bay	S	3	1	2	-	-	-	-	-	-	-	-	W	35-17
11/08	Miami	S	5	4	1	-	-	-	-	-	-	-	-	W	27-17
11/15	Indianapolis	S	3	2	1	-	-	-	-	-	-	-	-	L	34-35
11/22	N.Y. Jets	S	3	3	0	-	-	-	-	-	-	-	-	W	31-14
11/30	New Orleans	S	2	2	0	-	-	-	-	-	-	-	-	L	17-38
12/06	Miami	S	4	4	0	-	-	-	-	-	-	-	-	L	21-22
12/13	Carolina	S	4	3	1	-	-	-	-	-	-	-	-	W	20-10
12/20	Buffalo	S	4	3	1	-	-	-	-	-	-	-	-	W	17-10
12/27	Jacksonville	S	2	2	0	-	-	-	-	-	-	-	-	W	35-7
01/03	at Houston													Inactive	
2009 Totals			15/14	54	43	11	-	-	-	5	60	17	1	1	0-6
01/10	Baltimore	S	4	3	1	-	-	-	-	-	-	-	-	L	14-33
2009 Postseason			1/1	4	3	1	0.0	0.0	0	0	1	0	0	0	0-1



**Ron
BRACE**

97



EXTRA POINTS

★ It is rare that a professional athlete has an opportunity to pursue his career in his hometown. Brace grew up in Springfield, Mass. before moving to Worcester. He played college football at Boston College and joined the Patriots as a second round pick in 2009.

★ A talented cartoonist, Brace has said he would like to work in the arts after his playing career - specifically in sneaker design.

- ★ Made one tackle in a start against the Bears (12/12).
- ★ Registered one tackle against the Jets (12/6).
- ★ Made one tackle in a reserve role against the Lions (11/25).
- ★ Tallied five tackles in a reserve role against Indianapolis, including combining with Gerard Warren to stop Donald Brown for a 2-yard loss on the second play of the game (11/21).
- ★ Made one tackle in a start against the Steelers (11/14).
- ★ Made seven tackles in a reserve role against the Browns (11/7).
- ★ Saw time in a reserve role and registered three tackles against Minnesota (10/31).
- ★ Was inactive against the Chargers (10/24).
- ★ Made one tackle against the Ravens as a reserve defensive lineman (10/17).
- ★ Registered one tackle in a reserve role against Miami (10/4).
- ★ Had one tackle against the Bills in his third straight start (9/26).
- ★ Registered two tackles against Cincinnati in the season opener (9/12) and three tackles against the Jets (9/19) in starts at defensive end.

2009 (9/2, 0/0)

- ★ Played in nine games with two starts and finished the season with nine total tackles.
- ★ Was listed as a day-of-game inactive seven times.
- ★ Made his first NFL start in the Patriots 17-10 win at Buffalo (12/20) at nose tackle in place of an injured Vince Wilfork and tallied a season-high five total tackles.
- ★ Made his second straight start in place of Wilfork in the Patriots 35-7 AFC East title win vs. Jacksonville (12/27).
- ★ Was inactive for the postseason game vs. Baltimore (1/10).

COLLEGE

- ★ Started 40 of his 49 career games at Boston College.
- ★ Recorded 85 career tackles (50 solo), including 23 tackles for a loss and 5.5 sacks.
- ★ Selected All-ACC second team in his senior campaign.
- ★ Awarded All-ACC honorable mention honors in his junior year.
- ★ Part of a BC defense that recorded three shutouts, tying USC for the most of any team in the Bowl Subdivision as a senior in 2008.

PERSONAL

- ★ Ronald Jeffery Brace III was born the son of Vonda Lewis and Ronald Brace Jr. on Dec. 18, 1986.
- ★ Earned all-state honors as a senior lineman at Worcester Burncoat High School.
- ★ Gained 2003 *Worcester Telegram & Gazette* all-star honors.
- ★ Earned three-time Inter-High all-star honors and captured 2003 team MVP honors.
- ★ Served as team captain for head coach Chris Moriarty.
- ★ Played in the 2004 Massachusetts Shriners Football Classic.
- ★ Also excelled as a member of Burncoat's track and field team and won the state shot put title in 2003 and 2004.
- ★ Majored in psychology at Boston College.

★ ★ ★ ★ ★ RON BRACE ★ ★ ★ ★ ★

Pos: DL Ht: 6-3 Wt: 330 Year: 2nd Acq: D2b-09 College: Boston College Born: 12/18/86

REGULAR SEASON			TACKLES					INTERCEPTIONS						MISCELLANEOUS				
Year	Team	G/S	TT	UT	A	S	Yds	No	Yds	Avg	Lg	TD	PD	FF	FR	Yds	TD	SpT
2009	Patriots	9/2	9	6	3	0.0	0.0	0	0	0.0	0	0	0	0	0	0	0	0
2010	Patriots	13/5	28	19	9	0.0	0.0	0	0	0.0	0	0	0	0	0	0	0	0
Totals - 2 years		22/7	37	25	12	0.0	0.0	0	0	0.0	0	0	0	0	0	0	0	0

★ ★ ★ ★ ★ RON BRACE'S CAREER GAME-BY-GAME ★ ★ ★ ★ ★

2009	Opponent	P/S	TT	UT	A	S	Yds	Int	Yds	PD	FF	FR	SpT	W/L	Score
09/14	Buffalo	p	-	-	-	-	-	-	-	-	-	-	-	W	25-24
09/20	at N.Y. Jets	p	1	0	1	-	-	-	-	-	-	-	-	L	9-16
09/27	Atlanta	p	-	-	-	-	-	-	-	-	-	-	-	W	26-10
10/04	Baltimore					Inactive								W	27-21
10/11	at Denver					Inactive								L	17-20
10/18	Tennessee					Inactive								W	59-0
10/25	at Tampa Bay					Inactive								W	35-7
11/08	Miami	p	-	-	-	-	-	-	-	-	-	-	-	W	27-17
11/15	at Indianapolis	p	-	-	-	-	-	-	-	-	-	-	-	L	34-33
11/22	N.Y. Jets	p	1	1	0	-	-	-	-	-	-	-	-	W	31-14
11/30	at New Orleans					Inactive								L	17-38
12/06	at Miami					Inactive								L	21-22
12/13	Carolina					Inactive								W	20-10
12/20	at Buffalo					S	5	3	2	-	-	-	-	W	17-10
12/27	Jacksonville	S	2	2	0	-	-	-	-	-	-	-	-	W	35-7
01/03	at Houston	p	-	-	-	-	-	-	-	-	-	-	-	L	27-34
2009 Totals		9/2	9	6	3	0.0	0.0	0	0	0.0	0	0	0	0	10-6
01/10	Baltimore					Inactive								L	14-33
2009 Postseason		0/0	0	0	0	0.0	0.0	0	0	0.0	0	0	0	0	0-1





**Tom
BRADY**

12

HT: 6-4 WT: 225 Born: 8/3/77
Exp. (NFL/Patriots): 11/11
GP/GS (Playoffs): 145/143 (18/18) Acq: D6b-00 (199th)
College: Michigan Hometown: San Mateo, Calif.

PRO BOWLS: SUPER BOWLS

★ ★ QUARTERBACK ★ ★

01 04 05 07 09 10 01 03 04

CAREER TRANSACTIONS

Tom Brady was drafted by the New England Patriots in the sixth round (199th overall) of the 2000 NFL Draft ... Placed on injured reserve with a knee injury (9/9/08) ... Re-signed by the Patriots (8/28/02) ... Re-signed by the Patriots (5/4/05).

CAREER HIGHLIGHTS

★ Brady enters 2010 with a record of 111-34 (.765) in regular-season and playoff games. It is the best record of any NFL quarterback in the Super Bowl Era (since 1966) with at least 100 starts.

★ Brady enters 2010 with a 14-4 (.778) playoff record, the second best in NFL history behind Bart Starr (9-1, .900). His 14 total playoff wins are tied for the second most in NFL history behind Joe Montana (16).

★ Entering 2010, Brady's touchdown-to-interception ratio (2.27) is the best in NFL history among all players with 2,000 or more passing attempts.

★ Steve Young ranks second in NFL history with a 2.17 touchdown-to-interception ratio.

★ In 2007, Brady was named the NFL's Most Valuable Player, setting all-time NFL records for most touchdown passes in a season (50), highest touchdown-interception differential (+42), most games with three or more touchdown passes (12), most touchdown passes in a month (20 in October 2007), and highest completion percentage in a game (92.9 percent on Jan. 12, 2008). Brady's 117.2 passer rating in 2007 was the second highest of all-time, while his 4,806 passing yards were the third highest single-season total in league history.

★ In addition to the NFL records Brady set in 2007, he also set Patriots franchise records for highest completion percentage in a season (68.9 percent), most passing yards in a season (4,806), highest passer rating in a season (117.2), highest passer rating in a game (158.3 on

Oct. 21, 2007), lowest interception percentage in a season (1.4 percent) and most touchdown passes in a game (6 on Oct. 21, 2007).

★ In 2007, Brady contributed to the Patriots' establishment of several NFL single-season team records, including most points scored in a season (589), largest point differential in a season (+315) and most touchdowns in a season (75). The Patriots became the first team in NFL history to complete a 16-0 regular season and tied the league's single-season mark with 18 overall victories.

★ Brady and receiver Randy Moss set an NFL single-season record in 2007 for most touchdown passes between a passer and a receiver (23), with Moss' 23 touchdown catches also setting a league record.

★ Brady won 76 of his first 100 regular season starts, tying Roger Staubach's mark for most victories by a quarterback in his first 100 starts during the Super Bowl Era (since 1966).

★ Brady is the only quarterback in NFL history to start and win three Super Bowls before his 28th birthday, having quarterbacked the Patriots to victories in Super Bowl XXXVI when he was 24 years old, Super Bowl XXXVIII (26) and Super Bowl XXXIX (27).

★ Brady is the fourth quarterback in NFL history to lead his team to three or more Super Bowl wins, joining Terry Bradshaw (4), Joe Montana (4) and Troy Aikman (3).

★ Brady owns two Pete Rozelle Awards as Super Bowl MVP (XXXVI and XXXVIII). He is just the fourth player in Super Bowl history to



★ BRADY'S SINGLE-GAME CAREER HIGHS ★

Regular Season

Attempts:	55	vs. Denver (9/24/06) at Chicago (11/10/02) at Kansas City (9/22/02)
Completions:	39	vs. Buffalo (9/14/09)
Long:	91t	at Indianapolis (10/21/01)
Yards:	410	vs. Kansas City (9/22/02)
Pct. (min. 20 att.):	.885	vs. Jacksonville (12/27/09)
Touchdowns:	6	at Miami (10/21/07) vs. Tennessee (10/18/09)
Rating:	158.3	at Detroit (11/25/10) at Miami (10/21/07)

earn multiple MVP awards, joining Joe Montana (3), Terry Bradshaw (2) and Bart Starr (2), all three of whom are enshrined in the Pro Football Hall of Fame.

★ From 2001-08, Brady started 128 consecutive regular-season and playoff games for the Patriots, good for the third longest all-time streak for a quarterback, trailing current streaks by Brett Favre (309) and Peyton Manning (210).

★ Brady has orchestrated 30 gamewinning drives to break a tie or take the lead in the fourth quarter or overtime. Six of his game-winning efforts have come in the postseason, where he has played in 18 games.

★ Brady led a game-winning drive to break a tie or take the lead in the fourth quarter of each of the Patriots' three Super Bowl victories, becoming the only quarterback in NFL history to lead three such game-winning drives in the Super Bowl.

★ Brady tied an NFL record in 2005 by distributing his 26 touchdown passes to 12 different players. The only other NFL player to accomplish the feat was Brad Johnson in 2003.

★ Brady is tied with Drew Brees (Super Bowl XLIV) for the Super Bowl record for pass completions in a game, connecting on 32 passes in Super Bowl XXXVIII.

★ Brady won his first 10 playoff games, setting an NFL record for the most consecutive playoff wins.

★ Brady has been voted an offensive co-captain by his teammates for the last 9 seasons (2002-2010).

★ Brady completed a streak of throwing for at least one touchdown in 15 straight games, including playoffs (12/14/03 — 11/22/04), recording the longest such streak in Patriots history.

★ Brady led the NFL with 28 touchdown passes in 2002 and became the first Patriot to lead the league in touchdown passes since Steve Grogan shared the lead with Cleveland's



EXTRA POINTS

★ Tom donated 1,500 laptops to One Laptop Per Child, a non-profit organization that provides rugged, low-cost, low-power laptops to schoolchildren across the globe. The laptops that Tom donated were distributed to children in 31 countries as well as Boys & Girls Clubs in every New England state. In February 2009, Tom visited the West End House Boys & Girls Club in Allston, Mass., to visit with the club's members and to demonstrate the laptop's capabilities.

★ When he was just four years old, Tom attended the 1981 NFC Championship Game with his father. He was in the stands at Candlestick Park when Joe Montana found Dwight Clark for "The Catch" that sent the 49ers to the Super Bowl.

★ Brady has been a consistent supporter of the Best Buddies program. Most recently, he served as an honorary chairman of the Best Buddies Challenge, participating in a flag football game in Boston and a bike ride on Cape Cod.

Brian Sipe (28) in 1979.

★ Brady threw at least two touchdown passes in each of the first five games of the 2002 season, the first Patriot to accomplish that feat and the first Patriot to throw for at least two touchdowns in five straight games in a single season since Butch Songin (10/23/60—11/18/60).

★ Brady (24 years, 184 days old) was voted MVP of Super Bowl XXXVI and was the third-youngest player to earn the honor (Marcus Allen, 23 years and 301 days at Super Bowl XVIII and Lynn Swann, 23 years, 316 days at Super Bowl X).

★ Brady was voted to the 2001 Pro Bowl and became just the second Patriots quarterback to receive the honor (Drew Bledsoe, 1994, 1996 and 1997). He also became just the fifth quarterback since 1970 to be voted to the Pro Bowl in his first year as a starter, joining Dan Marino (1983), Brett Favre (1992), Kurt Warner (1999) and Daunte Culpepper (2000).

★ Brady threw for 53 yards on the Patriots' game-winning drive in Super Bowl XXXVI, completing five of his eight passes. Two of his pass attempts were spiked to kill the game clock. With just 1:21 remaining, he moved the Patriots

★★★★★ ALL-TIME LEADER IN TD/INT RATIO ★★★★★

Over his career, Tom Brady has thrown 2.53 times more touchdowns than interceptions. His touchdown-to-interception ratio is the best in NFL history among all players with 2,000 or more passing attempts. Steve Young ranks second in NFL history with a 2.17 touchdown-to-interception ratio.

ALL-TIME NFL LEADERS / TOUCHDOWN-TO-INTERCEPTION RATIO

Player	Team(s)	Years	GP	TD	INT	Ratio
Tom Brady	NE	2000-2010	145	261	103	2.53
Steve Young	TB/SF	1985-1999	170	233	107	2.18
Peyton Manning	IND	1998-2010	208	399	198	2.02
Donovan McNabb	PHI/WAS	1999-2010	161	230	115	2.00
Joe Montana	SF/KC	1979-1994	192	273	139	1.96

NOTE: Minimum 2,000 career passing attempts



into field goal position without the benefit of timeouts.

★ Brady completed over 70 percent of his passes in four consecutive games during the 2001 season and joined an exclusive club of quarterbacks who accomplished the feat. He joined Joe Montana (8 games, 1989), Troy Aikman (4, 1995), Steve Young (4, 1993) and Sammy Baugh (4, 1945).

★ Brady completed the first 162 passes of his career without an interception. It was the longest streak to start a career in NFL history and ranks third for most attempts without an interception in Patriots franchise history.

SEASONAL REVIEWS

2010 (16/16)

★ Named an AFC Pro Bowl starter.

★ Named as a co-captain for the ninth straight season.

★ Finished the season with 36 touchdowns (first in the NFL), 65.9 percent completion rate, 3,900 yards on 324 completions and four interceptions, 7.3 touchdown percentage (first in the league), 9.0 touchdown-to-interception ratio (first in the league and best of his career), a career-low 0.81 interception rate (first in the league in and third best in NFL history) and a 111.0 passer rating (first in the league and fifth-best in league history).

★ Finished the season with 11 consecutive starts without an interception, which is the most by a quarterback since the 1970 merger. Also set an NFL record for most consecutive pass attempts without an interception, which currently sits at 335 pass attempts. The previous record was set by Cleveland's Bernie Kosar from 1990-91 with 308 attempts.

★ Threw a touchdown pass in all 16 games of the regular season for the first time in his career, joining five other quarterbacks since the NFL went to a 16-game season in 1978 to have at least one touchdown pass in each game (Daunte Culpepper, 2004; Brett Favre, 2003; Kurt Warner, 1999; Dan Marino, 1986 and 1984; Dave Krieg, 1984).

★ Named AFC Offensive Player of the Month for December/January.

★ Extended his NFL record for most consecutive pass attempts without an interception to 335, finishing the Dolphins game 10-for-16 for 199 yards, two touchdowns and no interceptions and extended his NFL record to nine straight games with two or more touchdowns and no interceptions. Moved into 19th place on the all-time passing yards list with 34,744 and into a tie for 10th place on the all-time touchdown list with 261 and (1/2).

★ Set an NFL record for most pass attempts without an interception, finishing the Bills game with 319 consecutive attempts, topping the previous record of 308. Completed 15-of-27 pass attempts for 140 yards and three touchdowns, with a passer rating of 107.0 (12/26).

★ Set an NFL record with at least two touchdowns and no interceptions in his seventh straight game. Threw for 163 yards, two touchdowns and no interceptions on 15-of-24 passing against the Packers (12/19). Extended his interception-free streak to 292 attempts, setting an NFL record for the longest such single-season streak. Reached 30 touchdowns in one season for the second time in his career, and moved into 11th place on the NFL all-time touchdown list.

★ Received the FedEx Air Player of the Week honor for his performance in Chicago. Recorded his third straight 300-plus-yard game, throwing for 369 yards on 27-of-40 passing and two touchdowns in a snowy game against the Bears (12/12). Tied NFL record for six consecutive games with at least two TDs and no interceptions. Moved into eighth place on the NFL all-time career wins list with 108 and into

a tie for 12th place on the NFL all-time touchdown list with 254.

★ Set an NFL record for most consecutive home wins as a starting quarterback with his 26th straight home victory as a starter, surpassing Brett Favre's record of 25. Earned AFC Offensive Player of the week award for the second week in a row - the 17th time he received the honor. Extended his streak to 228 consecutive pass attempts without an interception, extending his team record and setting another team record with seven straight games without an interception. Finished the game 21-of-29 for 326 yards and four TDs against the Jets (12/6), marking back-to-back four-TD games. With 252 touchdowns, he became one of only 14 players in NFL history to eclipse the 250 TD mark, moving past Drew Bledsoe (251) into 13th place on the NFL All-Time list.

★ Earned AFC Offensive Player of the week award for his performance at Detroit. Finished with a perfect quarterback rating for the second time in his career, completing 21-of-27 passes for 341 yards with four touchdowns and no interceptions (11/25). It was his second 300-yard game of the season and his first of the season with four TD passes, including a 79-yard touchdown pass to Deion Branch, the longest reception of Branch's career and the longest Patriots play of 2010 at that point.

★ With a win against the Colts, Brady tied Brett Favre's record of 25 consecutive home games won as a starting quarterback (11/21). He was 19-of-25 for 186 yards and no interceptions and two touchdowns, moving into a tie for

★ ★ ★ RECORDING SUCCESS ★ ★ ★

Tom Brady has quarterbacked the Patriots to victories in 99 of his 130 career regular-season starts entering 2010, compiling a .766 winning percentage and giving him the best record of any quarterback in the Super Bowl era (since 1966). Including his 14-4 record in the playoffs, he enters 2010 with a 111-34 (.766) record as a starter.

TOP WINNING PERCENTAGES IN SUPER BOWL ERA

(Since 1966, Minimum 50 Starts, Regular Season Only)

Player	Team(s)	Years	W	L	T	Pct.
Tom Brady	NE	2000-10	111	32	0	.776
Roger Staubach	DAL	1969-79	85	29	0	.746
Joe Montana	SF/KC	1979-94	117	47	0	.713

MOST VICTORIES / FIRST 100 STARTS IN SUPER BOWL ERA

Player	Team(s)	1st Start	100th Start	Wins
Tom Brady	NE	09/30/01	10/14/07	76
Roger Staubach	DAL	09/20/70	09/16/79	76
Ken Stabler	OAK/HOU	10/17/71	09/21/80	72
Terry Bradshaw	PIT	09/20/70	11/27/78	68
Brett Favre	GB	09/27/92	10/25/98	68
Joe Montana	SF	01/2/79	09/18/88	68

QUARTERBACKS WITH THREE OR MORE SUPER BOWL VICTORIES

Quarterback	Team	Wins
Terry Bradshaw	PIT	4
Joe Montana	SF	4
Troy Aikman	DAL	3
Tom Brady	NE	3

PLAYERS WITH MULTIPLE SUPER BOWL MVP AWARDS

Player	Team	MVPs
Joe Montana	SF	3
Terry Bradshaw	PIT	2
Tom Brady	NE	2
Bart Starr	GB	2

15th place on the NFL's All-Time TD list and passing Steve Young for 23rd place on the All-Time passing list.

★ Recorded his first 300-plus-yard game of the season and the 31st of his career, completing 30-of-43 passes for 350 yards, three touchdown passes to Rob Gronkowski, one rushing TD and no interceptions or sacks against the Steelers (11/14). His 350 yards moved him past Ken Anderson and Troy Aikman into 24th place on the All-Time passing yards list with 33,020.

★ With a 224-yard, two-touchdown effort against the Browns, Brady moved into 20th place on the NFL's All-Time completion list (2,838) and into a tie for 16th place on the NFL's All-Time touchdown list (239). Brady connected on 19-of-36 passes with no interceptions (11/7).

★ Completed 16-of-27 passes for 240 yards, one touchdown and no interceptions against Minnesota (10/31).

Brady finished the game with 32,446 career passing yards and 237 career touchdowns, moving him into 26th place on the NFL's All-Time passing list and into a tie for 17th place on the NFL's All-Time touchdown list.

★ Completed 19-of-32 passes for 159 yards and one touchdown against San Diego. The touchdown, a one-yard pass to Rob Gronkowski in the first quarter, was the 236th of his career, moving him into a tie for 18th place with George Blanda on the NFL's all-time touchdown list.

★ Brady engineered his 30th career game-winning performance to lead his team back from a fourth quarter deficit. The Patriots trailed Baltimore 20-10 with 14:53 remaining in the game. From there, Brady completed 16-of-24 passes for 156 yards, one touchdown and one

★★★ ALL-TIME LEADING PASSER ★★★

Tom Brady passed Drew Bledsoe on an 11-yard completion to Sam Aiken in the third quarter of the New Orleans (11/30) game in 2009 to become the Patriots all-time passing leader.

PATRIOTS ALL-TIME LEADING PASSERS

Player	YEARS	ATT	COMP	YARDS
Tom Brady	2000-10	4,710	2,996	34,744
Drew Bledsoe	1993-01	4,518	2,544	29,657
Steve Grogan	1975-90	3,593	1,879	26,886

★ ACTIVE QB WINNING PERCENTAGE ★

Minimum 32 Starts (two full seasons), Regular Season Only

Player	Team (s)	W	L	T	Pct.
Tom Brady	NE	110	32	0	.775
Ben Roethlisberger	PIT	67	29	0	.698
Philip Rivers	SD	54	24	0	.692
Peyton Manning	IND	140	66	0	.680
Tony Romo	DAL	39	22	0	.639

★★★★★ BRADY'S COMEBACKS ★★★★★

Tom Brady has engineered 31 career game-winning performances to lead his team to a victory from a fourth-quarter deficit or tie. He has accomplished the feat 24 times in the regular season and six times in the playoffs (including three times in the Super Bowl).

TOM BRADY'S GAME-WINNING PERFORMANCES (29)

Date	Opp.	Score	Time Remaining		Cmp	Yds	Passing Statistics [^]		
			in Reg.	Att			TD	Int	Final
12/19/10	GB	21-27	13:49	6	5	82	1	0	31-27
10/17/10	BAL	10-20	14:53	16	24	156	1	1	23-20 ot
09/14/09	BUF	13-24	5:32	13	11	112	2	0	25-24
12/29/07	at NYG	23-28	15:00	12	8	130	1	0	38-35
12/03/07	at BAL	17-24	14:25	17	7	113	1	0	27-24
11/25/07	PHI	24-28	15:00	16	11	109	0	0	31-28
11/04/07	at IND	10-20	9:42	10	8	144	2	0	24-20
10/14/07	at SD*	13-21	8:35	14	9	122	1	1	24-21
12/03/06	DET	13-21	13:07	15	14	101	0	0	28-21
11/26/06	CHI	10-10	14:46	7	6	98	1	0	17-13
11/13/05	at MIA	15-16	2:53	2	2	76	1	0	23-16
10/30/05	BUF	7-16	10:07	4	4	69	0	0	21-16
10/09/05	at ATL	28-28	3:52	2	2	17	0	0	31-28
09/25/05	at PIT	10-13	14:19	12	12	167	0	0	23-20
02/06/05	PHI**	14-14	15:00	4	2	33	0	0	24-21
10/03/04	at BUF	17-17	15:00	4	2	8	1	0	31-17
02/01/04	CAR**	29-29	1:08	5	4	47	0	0	32-29
01/10/04	TEN*	14-14	15:00	11	6	27	0	0	17-14
11/30/03	at IND	31-31	10:21	6	3	31	1	0	38-34
11/23/03	at HST	13-20	3:11	14	10	133	1	0	23-20 ot
11/03/03	at DEN	23-26	2:51	4	5	58	1	0	30-26
10/19/03	at MIA	13-13	15:00	10	7	147	1	0	19-13 ot
10/05/03	TEN	24-27	4:40	1	1	15	0	0	38-30
12/29/02	MIA	13-24	4:59	13	8	69	1	0	27-24 ot
11/10/02	at CHI	19-30	5:16	14	9	116	2	0	33-30
09/22/02	KC	38-38	0:00	5	4	46	0	0	41-38 ot
02/03/02	STL**	17-17	1:21	8	5	53	0	0	20-17
01/19/02	OAK*	3-13	15:00	27	20	138	0	0	16-13 ot
12/16/01	at BUF	6-9	5:57	13	9	116	0	0	12-9 ot
12/02/01	at NYJ	14-16	15:00	7	6	56	0	0	17-16
10/14/01	SD	16-26	8:48	18	13	130	1	0	29-26 ot

[^] - Statistics are from the time noted until the end of the game * Divisional Playoffs ** Super Bowl

interception as New England scored the game's final 13 points in a 23-20 overtime win. He finished the game 27-of-44 for 292 yards, one TD and one interception (10/17).

★ Won his 100th game as a starter, becoming only the 11th NFL quarterback to register 100 wins as a starter, and reaching the milestone in the fewest number of starts (131) among quarterbacks who began their careers in the Super Bowl era (since 1966). He finished the game 19-for-24 for 153 yards, one TD, and a passer rating of 107.1 against the Dolphins (10/4).

★ Threw for the 233rd touchdown of his career in a three-TD performance against the Bills, surpassing Steve Young (232) on the on the all-time touchdown pass list. Brady also rose on the all-time passing list, with his 252-yard game moving him up to 28th all time with 31,602 yards, passing John Brodie (31,548) (9/26).

★ Completed 20-of-36 passes for 248 yards and two touchdowns against the Jets (9/19).

★ Threw for three touchdowns in the season opener against Cincinnati, finishing with 258 yards, no interceptions and a QB rating of 120.9 (9/12).

2009 (16/16, 1/1)

★ Named offensive co-captain by his teammates.

★ Named AP Comeback Player of the Year.

★ Named to his fifth Pro Bowl.

★ Named AFC Offensive Player of the Month for October. Brady led New England to a 3-1 record in October, including a 59-0 win over Tennessee and a 38-7 win over Tampa Bay. He completed 92 of 131 passes (70.2 percent) for 1,161 yards, 12 touchdowns and a 121.7 passer rating during the month.

★ Named AFC Offensive Player of the Week three times in 2009:

- Week 1 vs. Buffalo after throwing two touchdown passes in the final two minutes to rally the Patriots from a 24-13 deficit to a 25-24 victory.
- Week 6 vs. Tennessee after throwing for 380 yards and six touchdowns in a 59-0 victory.
- Week 16 vs. Jacksonville after completing 23 of 26 passes for 267 yards with four touchdowns in a 35-7 victory.

★ Finished the season with 4,398 passing yards (second highest of career) and 28 touchdowns (tied for the second highest of his career).

★ Became the Patriots' all-time leading passer, surpassing Drew Bledsoe on an 11-yard completion to WR Sam Aiken at New Orleans (11/30).

★ Reached 30,000 yards passing against Miami (12/6) to become the 31st player in NFL history to do so.

★ Brady became the 27th player in NFL history to reach 200 touchdowns with his 36-yard touchdown pass to TE Chris Baker vs. Atlanta (9/27). He now has 225 career touchdown passes.

★ Registered his fifth season throwing for 25 or more touchdowns, tying him for the fifth highest total by a quarterback in NFL history.

★ Posted his franchise-record third season with over 4,000 passing yards.

★ Established a franchise record of 30 games with 300 yards passing with seven 300-yard games in 2009.

★ Registered his seventh season with more than 3,000 passing yards, tying Drew Bledsoe for most 3,000-yard seasons in team history.

★★★ HONORS & AWARDS ★★★

2010

AFC Offensive Player of the Month (Dec./Jan.)

Pro Bowl Starter

AFC Offensive Player of the Week (Wk12 & 13)

FedEx Air NFL Player of the Week (Wk14)

2009

Pro Bowl

AFC Offensive Player of the Month (October)

AFC Offensive Player of the Week (Wk1, 6 & 16)

Associated Press Comeback Player of the Year

2007

Pro Bowl

Associated Press NFL Most Valuable Player

Associated Press All-Pro: First Team

Associated Press Male Athlete of the Year

Associated Press NFL Offensive Player of the Year

Sports News Sportsman of the Year

Sports News NFL Player of the Year

NFL MVP -- Pro Football Weekly/PFWA, *USA Today*,

Dallas Morning News, *Fort Worth Star-Telegram*,

San Francisco Chronicle

NFL Alumni Quarterback of the Year

NFL 101 Award: AFC Offensive Player of the Year

AFC Offensive Player of the Month (Sept. & Oct.)

AFC Offensive Player of the Week (Wk. 3, 6, 7, 14 and 17)

FedEx Air NFL Player of the Week (Wk. 6, 7, 11 and 17)

2006

FedEx Air NFL Player of the Week (Wk 8)

Peter King's SI.com Offensive Player of the Week (Wk 13)

2005

Pro Bowl

Sports Illustrated Sportsman of the Year

FedEx Express NFL Player of the Year Finalist

AFC Offensive Player of the Week (Wk 5)

Pro Football Weekly Offensive Player of the Week (Wk 5)

Vic Carucci's All-Vic Team -- NFL.com

2004

Pro Bowl

Sports News Sportsman of the Year

Sports Illustrated NFL Player of the Year

Monday Night Football Hungriest Player Award (Wk 9)

2003

Super Bowl XXXVIII MVP

NFL MVP -- *Dallas Morning News* and SI.com

NFL.com FedEx Air Player of the Week (Wk 9 & Wk 17)

AFC Offensive Player of the Week (Wk 9 & Wk 17)

Monday Night Football Hungriest Player Award (Wk 9)

USA Today's All-Joe Team

2002

AFC Offensive Player of the Week (Wk 1 & Wk 9)

Monday Night Football Horse Trailer

Player of the Game (Wk 1)

2001

Pro Bowl

Super Bowl XXXVI MVP

All Terry Team (Fox's Terry Bradshaw)

AFC Offensive Player of the Week (Wk 5 & Wk 11)

Miller Lite NFL Player of the Week (Wk 12)

Patriots Miller Lite Player of the Week (Wk 5 & Wk 12)

Shaw's 12th Player Award

★ Brady completed 29 of 34 pass attempts for 380 yards and six touchdowns vs. Tennessee (10/8). Brady had 345 yards passing in the first half, setting a Patriots record for most passing yards in a half. His previous best was 291 yards passing in the first half at Miami on Oct. 21, 2007.

- Against Tennessee, Brady directed a New England offense that set a franchise record for total yards (619) and points scored (59).
- In a historic second quarter, Brady threw five touchdowns, the highest in a single quarter in NFL history. His five touchdowns also tied the most in Brady's career in a single half. Brady also had five touchdowns in the first half at Miami on Oct. 21, 2007
- Brady tied a career high with six total touchdown passes. He also had six scoring passes on Oct. 21, 2007 at Miami. Brady has thrown for five touchdowns in a game two times and has had four touchdowns in a game seven times.

★ His 81-yard touchdown pass to WR Sam Aiken at Miami (11/8) was his third pass of 80 or more yards and the third longest of his career.

★ Had a stretch of five straight games with 300-yards or more.

★ Threw two or more touchdowns in a game seven times in 2009.

★ Had the two highest regular-season completion percentage games in team history:

- Established a Patriots team record for best completion percentage ever vs. Jacksonville when he completed 23-of-26 pass attempts for a .885 completion percentage, which is tied for 8th highest in NFL regular-season history.
- Had the second best completion percentage vs. Tennessee (10/18) when he completed 29 of 34 passes for .853 completion percentage.

2008 (1/1)

★ Named an offensive co-captain by his teammates for the seventh straight season.

★ Started at quarterback in the season opener and completed 7-of-11 passes for 76 yards before leaving the game with a knee injury.

★ Placed on injured reserve on Sept. 9 with a knee injury.

2007 (16/16, 3/0)

★ Voted Associated Press NFL Most Valuable Player.

★ Was an AP All-Pro First Team selection in addition to being named its Offensive Player of the Year and Male Athlete of the Year.

★ Earned his fourth career Pro Bowl selection .

★ Was voted an offensive co-captain by his teammates.

★ Set the NFL's single-season touchdown pass record with his 50th touchdown of the season with a 65-yard touchdown reception to Randy Moss, his second scoring strike of the game in the Patriots' 38-35 win over the New York Giants (12/29).

★ Finished the season with 398 completions, fourth on the all-time single-season list for NFL quarterbacks.

★ Established a Patriots franchise record for passing yards in a season with 4,806 passing yards, which ranks third on the all-time single-season list for NFL quarterbacks.

★ Set career single-season highs in five statistical categories including completions (389), completion percentage (68.9), passing yards (4,806), touchdown passes (50) and passer rating (117.2) in 2007.

★ Was named AFC Offensive Player of the Month for the first time in his career in September and a second time in the month of October.

★ Named AFC Offensive Player of the Week five times in 2007 (Wk. 3, Wk. 6, Wk. 7, Wk. 14, Wk. 17).

★ Broke the NFL record set by the Colts' Peyton Manning for consecutive games with three or more touchdown passes with nine after throwing for three touchdown strikes in the Patriots' 24-20 win over the Indianapolis Colts on Nov. 4.

★ Passed Steve Grogan as the Patriots' career touchdown leader with his 183rd touchdown pass on a 6-yard connection to Randy Moss in the second quarter of the Patriots' 56-10 rout of the Buffalo Bills.

★ Made his 100th career start and completed 31 of 46 pass attempts for 388 yards and five touchdowns while leading the Patriots to their highest point total in 23 years in a 48-27 victory over the Dallas Cowboys (10/14).

★ Set a career high and became the 17th quarterback in NFL history to achieve a perfect passer rating of 158.3 in a game while setting a franchise record with six touchdown passes in the Patriots' 49-28 victory over the Miami Dolphins (10/21). Broke the franchise record with his sixth touchdown pass of the game on his second hookup with Welker, a 16-yard strike.

★ Led the 25th fourth-quarter comeback of his career in a 24-20 victory over the Indianapolis Colts (11/4). Capped off the New England comeback on a three-play, 51-yard drive that culminated in a 13-yard touchdown pass to Kevin Faulk.

★ ★ A SEASON FOR THE AGES ★ ★

Tom Brady threw 50 touchdown passes in the 2007 regular season, recording the highest single-season total in NFL history, while placing highly on other single-season or single-game passing lists.

ALL-TIME NFL LEADERS / SINGLE SEASON TD PASSES

Player	Team	Year	TD
Tom Brady	NE	2007	50
Peyton Manning	IND	2004	49
Dan Marino	MIA	1984	48
Dan Marino	MIA	1986	44
Kurt Warner	STL	1999	41

ALL-TIME LEADERS / SINGLE-SEASON TD-INT DIFFERENTIAL

Player	Team	Season	TD	INT	Diff.
Tom Brady	NE	2007	50	8	+42
Peyton Manning	IND	2004	49	10	+39
Dan Marino	MIA	1984	48	17	+31
Kurt Warner	STL	1999	41	13	+28
Daunte Culpepper	MIN	2004	39	11	+28

ALL-TIME LEADERS / SINGLE-GAME COMP. PERCENTAGE

Player	Team	Date	Opponent	Cmp	Att	Pct.
Tom Brady	NE	01/12/08	JAX	26	28	92.9
Vinny Testaverde	CLV	12/26/93	LA Rams	21	23	91.3
Ken Anderson	CIN	11/10/74	PIT	20	22	90.9
Lynn Dickey	GB	12/13/81	GB	19	21	90.5

NOTE: Includes all regular-season and playoff games since 1920. Minimum 20 attempts.

ALL-TIME NFL LEADERS / SINGLE-SEASON PASSING YDS

Player	Team	Season	Yards
Dan Marino	MIA	1984	5,084
Drew Brees	NO	2008	5,069
Kurt Warner	STL	2001	4,830
Tom Brady	NE	2007	4,806
Dan Fouts	SD	1981	4,802



★ Engineered the 26th fourth-quarter comeback of his career by recording the fourth-highest yardage total of his career with 380 yards while completing a season high 34 passes in the Patriots' victory over the Philadelphia Eagles (11/25).

★ Capped off the 27th game-winning drive on an 8-yard pass in the end zone along the left sideline to Jabar Gaffney, giving the Patriots a 27-24 lead with 55 seconds to play in the game in New England's Monday Night victory at the Baltimore Ravens (12/3).

★ Turned in his fifth game of the season with four or more touchdown passes and his seventh game with 300-plus passing yards while completing 32 of 46 passes for 399 yards — the second highest total of his career — and four touchdowns in the Patriots' victory over the Pittsburgh Steelers (12/9).

★ Led the Patriots to victory after trailing in the fourth quarter for 28th time of his career, and the fourth time in 2007, as New England completed its regular-season schedule undefeated for just the fourth time in NFL history with a 38-35 comeback win over the N.Y. Giants (12/29). Tied and then broke the NFL's all-time single-season touchdown pass record with his 49th and 50th touchdown passes of the season, both to Randy Moss, while completing 32 of 42 pass attempts for 356 yards. Found Moss in the back right hand corner of the end zone on a 4-yard touchdown strike for his 49th passing touchdown of the season, tying Peyton Manning for the single-season record. Broke the all-time single-season touchdown pass record with his 50th scoring strike of the season, a 65-yard connection to Moss down the right sideline on a go-route

★ Completed his first 16 passes of the game and went on to finish the game with an NFL record 92.9 completion percentage as he completed 26 of 28 pass attempts and three touchdowns in the Patriots 31-20 win vs. Jacksonville (1/12) in the divisional playoffs.

★ Completed 29 of 48 pass attempts for 266 yards and one touchdown in Super Bowl XLII (2/3).

2006 (16/16, 3/3)

- ★ Was voted an offensive co-captain by his teammates.
- ★ Finished third in the AFC with 3,529 passing yards, 319 completions and 24 touchdown passes.
- ★ Threw four touchdowns in a game twice (at MIN, at GB).
- ★ Recorded a 100.0 or higher passer rating six times in 2006.
- ★ Recorded 300 or more passing yards three times in 2006.
- ★ Was named FedEx Air NFL Player of the Week after completing 29 of 43 passes for 372 yards with four touchdowns and an interception against the Vikings (10/30).
- ★ Kept the Patriots' final scoring drive alive against Chicago (11/26) by juking Brian Urlacher and gaining 11 yards on a third-and-nine scramble in the fourth quarter.
- ★ Rushed for a career-high 31 yards on 10 carries in the victory over Jacksonville (12/24).
- ★ Completed 22-of-34 passes for 212 yards and two touchdowns in the Patriots' AFC Wild Card victory over the Jets (1/7).
- ★ Connected on 27-of-51 passes for 280 yards and two touchdowns with three interceptions in the Patriots' AFC Divisional playoff victory over San Diego (1/14).

★★★★★ TOM BRADY'S TOUCHDOWN TARGETS ★★★★★

Tom Brady has thrown touchdown passes to 44 different players in the regular season and 14 different players in the playoffs. Below is a breakdown of Brady's total number of touchdown passes to each receiver.

REGULAR SEASON (261)		PLAYOFFS (28)	
Randy Moss.....39	Bethel Johnson.....4	David Givens.....7	
Deion Branch.....19	Doug Gabriel.....3	Jabar Gaffney.....3	
Wes Welker.....19	Chad Jackson.....3	Benjamin Watson.....3	
Daniel Graham.....17	Antowain Smith.....3	Deion Branch.....2	
Benjamin Watson.....17	Donte' Stallworth.....3	Julian Edelman.....2	
David Patten.....16	Jermaine Wiggins.....3	Mike Vrabel.....2	
Troy Brown.....15	Sam Aiken.....2	Wes Welker.....2	
Christian Fauria.....13	Kyle Brady.....2	Troy Brown.....1	
David Givens.....12	Chris Baker.....2	Reche Caldwell.....1	
Kevin Faulk.....10	Alge Crumpler.....2	Kevin Faulk.....1	
Rob Gronkowski.....10	Corey Dillon.....2	Daniel Graham.....1	
Mike Vrabel.....8	Tim Dwight.....2	Bethel Johnson.....1	
Jabar Gaffney.....6	Marc Edwards.....2	Randy Moss.....1	
Aaron Hernandez.....6	Donald Hayes.....2	David Patten.....1	
Reche Caldwell.....4	Brandon Tate.....2	TOTAL28	
	Tom Ashworth.....1		

TOM BRADY'S MILESTONE TOUCHDOWNS

#	Date	Opponent	Stadium	Receiver	Yards
1	Oct. 14, 2001	vs. San Diego	Foxboro Stadium	Terry Glenn	21
25	Sept. 22, 2002	vs. Kansas City	Gillette Stadium	Troy Brown	9
50	Sept. 28, 2003	at Washington	FedEx Field	David Givens	29
75	Oct. 3, 2004	at Buffalo	Ralph Wilson Stadium	David Patten	30
100	Sept. 18, 2005	at Carolina	Bank of America Stadium	Daniel Graham	1
125	Sept. 10, 2006	vs. Buffalo	Gillette Stadium	Kevin Faulk	17
150	Sept. 9, 2007	at N.Y. Jets	Giants Stadium	Randy Moss	51
175	Oct. 28, 2007	vs. Washington	Gillette Stadium	Mike Vrabel	2
197*	Dec. 29, 2007	at N.Y. Giants	Giants Stadium	Randy Moss	65
200	Sept. 27, 2009	vs. Atlanta	Gillette Stadium	Chris Baker	36
250	Dec. 12, 2010	vs. N.Y. Jets	Gillette Stadium	Brandon Tate	4

*-Brady's 50th touchdown pass of the 2007 season, setting a new single-season NFL record

Quarterbacked his 24th career game-winning drive following a fourth quarter deficit. Kept the Patriots game-tying touchdown drive alive with a 12-yard pass to Jabar Gaffney on third-and-three in the fourth quarter. Two plays later, found Reche Caldwell in the corner of the end zone for a 4-yard touchdown in the fourth quarter.

★ Completed 21 of 34 passes for 232 yards and a touchdown in the AFC Championship Game against Indianapolis (1/21). Kept the Patriots' second touchdown drive alive with a 27-yard completion to Troy Brown on fourth-and-six in the second quarter.

2005 (16/16, 2/2)

- ★ Selected to his third Pro Bowl.
- ★ Led the NFL with a career-high 4,110 passing yards.
- ★ Finished second in the AFC with 334 completions.
- ★ Finished third in the AFC with 26 touchdown passes.
- ★ Was voted an offensive co-captain for the 2005 season by his teammates.
- ★ Recorded six passer ratings of 100.0 or higher, four 300-yard passing performances and four game-winning drives.
- ★ Became just the second player in Patriots history to pass for more than 4,000 yards in a season.
- ★ Engineered his 17th career game-winning performance, going 12-for-12 passing for 167 yards over the final 14:19 to rally the Patriots from a 13-10 deficit and claim a 23-20 victory on a 43-yard field goal with one second left at Pittsburgh (9/25).
- ★ Named AFC Offensive Player of the Week after registering a 140.4 passer rating and completing 22 of 27 passes for 350 yards and three touchdowns against the Atlanta Falcons (10/9).
- ★ Completed 15 of 27 passes for 201 yards and three touchdowns against Jacksonville (1/7), setting an NFL-record with his 10th consecutive playoff victory as a starting quarterback.

2004 (16/16, 3/3)

- ★ Named to his second career Pro Bowl as the Patriots won Super Bowl XXXIX.
- ★ Registered a career-high 92.6 passer rating, the second highest rating in Patriots history.
- ★ Finished second in the AFC and tied his career high with 28 touchdown passes.
- ★ Led the NFL with a 109.4 passer rating in the playoffs and was the only quarterback in the playoffs not to throw an interception in 2004.
- ★ Was voted an offensive co-captain for the 2004 season by his teammates.
- ★ Completed 18 of 27 passes for 144 yards and a touchdown for a 92.2 passer rating in the Patriots' 20-3 victory over the Indianapolis Colts (1/16) in the Divisional Playoffs. Gave the Patriots a commanding 20-3 lead with a 1-yard touchdown plunge with 7:10 remaining in the game.
- ★ Connected on 14 of 21 passes for 207 yards and two touchdowns in the Patriots' 41-27 AFC Championship victory over the Pittsburgh Steelers (1/23). Amassed a 130.5 passer rating, the highest rating of his playoff career and the fourth highest rating in any game in his career. Found a streaking Deion Branch for a season-long 60-yard touchdown bomb in the first quarter.
- ★ Became the Patriots' all-time playoff touchdown leader with the 60-yard scoring pass, the eighth passing touchdown of his playoff career.

★ TOM BRADY'S RECORD AS A STARTER ★

	Reg. Season	Playoffs	Total
Overall:	111-32	14-4	125-36
Home:	62-10	8-1	70-11
Road:	49-22	6-3*	55-25*
By Yardage Total			
Less than 200:	29-12	3-1	32-13
200-299:	52-16	9-2	61-18
300 or more:	30-4	2-1	32-5
Other Records			
vs. AFC East	44-11	1-0	45-11
vs. NFC	31-5	3-1	34-6
On Artificial Turf:	57-5	4-2	61-7
Indoors	10-2	2-2	12-4
Temp. below 40	26-3	8-1	34-4
Temp. below 35	15-3	6-1	21-4
Temp. below 30	7-1	6-1	13-2
Temp. below 25	1-0	4-1	5-1
Thanksgiving or later:	43-9	14-4	57-13
Leading at Halftime:	85-8	10-2	95-10
Leading after 3 Qtrs:	91-5	9-2	100-7
Overtime:	7-1	1-0	8-1
Final margin <7 pts:	31-5	6-2	37-7
Final margin <4 pts:	19-7	6-1	25-8
Passer rating >100.0:	61-3	6-0	67-3

*-Includes three Super Bowls at neutral sites

★ ★ ★ PLAYOFF LEADERS ★ ★ ★

Tom Brady enters 2010 as the second winningest quarterback in NFL playoff history among signal callers who have made at least 10 starts.

NFL ALL-TIME LEADERS / PLAYOFF WINNING PERCENTAGE AS STARTING QUARTERBACK

Minimum 10 Starts

Player	Team (s)	W	L	Pct.
Bart Starr	Green Bay	9	1	.900
Tom Brady	New England	14	4	.777
Jim Plunkett	Oak./L.A. Raiders	8	2	.800
Ben Roethlisberger	Pittsburgh	8	2	.800
Terry Bradshaw	Pittsburgh	14	5	.737
Troy Aikman	Dallas	11	4	.733
Joe Montana	San Fran./K.C.	16	7	.696
Kurt Warner	St. Louis/Arizona	9	4	.792
John Elway	Denver	14	7	.667

NFL ALL-TIME LEADERS / PLAYOFF VICTORIES AS STARTING QUARTERBACK

Player	Team(s)	Playoff Wins
Joe Montana	San Fran./K.C.	16
Tom Brady	New England	14
Terry Bradshaw	Pittsburgh	14
John Elway	Denver	14
Brett Favre	Green Bay	12
Troy Aikman	Dallas	11
Roger Staubach	Dallas	11

★ Completed 23 of 33 passes for 236 yards and two touchdowns for a 110.2 passer rating in the Patriots' 24-21 victory over the Philadelphia Eagles in Super Bowl XXXIX. Tied Bart Starr for the NFL record with his ninth consecutive playoff victory.

★★★ 200 TOUCHDOWNS ★★★

Brady became the 27th player in NFL history to reach 200 touchdowns with a 36-yard TD pass to TE Chris Baker in the fourth quarter of the Atlanta game (9/27/10). He was one of the fastest players to reach this milestone.

FASTEST TO 200 TOUCHDOWN PASSES

Games	Player	Team (s)	NFL Debut	200th TD
89	Dan Marino	MIA	09/19/83	09/17/89
106	Peyton Manning	IND	09/06/98	11/21/04
107	Brett Favre	ATL/GB	10/27/91	11/15/98
116	Tom Brady	NE	11/23/00	09/27/09
121	Johnny Unitas	BAL (Colts)	1956	1963

★★ WINNINGEST COACH/QB TANDEM ★★

Bill Belichick and Tom Brady are 103-31 (.763) as a head coach-starting quarterback tandem, marking the best winning percentage of any coach-quarterback pair since the 1970 AFL-NFL merger. In the playoffs, Belichick and Brady are 14-4 (.778), for an overall record of 117-35 (.791).

WINNINGEST COACH/QB TANDEM SINCE 1970

(Regular Season Only)

QB/Head Coach	Team (s)	W	L	T	Pct.
Tom Brady/Bill Belichick	NE	111	32	0	.776
Ken Stabler/John Madden	OAK	60	19	1	.756
Jim McMahon/Mike Ditka	CHI	46	15	0	.754
Peyton Manning/Tony Dungy	IND	73	24	0	.753

2003 (16/16, 3/3)

- ★ Named Super Bowl XXXVIII MVP after completing 32 of 48 passes for 354 yards and three touchdowns as the Patriots beat Carolina 32-29 and won their second title in three seasons.
- ★ Capped off a regular season in which he completed 317 passes for 3,620 yards and 23 touchdowns.
- ★ Ranked second in the AFC in pass attempts (527), third in passing yards (3,620) and fourth in completions (317).
- ★ Recorded three touchdown passes of 50 yards or more.
- ★ Completed seven passes for 45 yards or more.
- ★ Recorded six games with a passer rating of more than 100.0.
- ★ Did not throw an interception at home in the regular season.
- ★ Named AFC Offensive Player of the Week, FedEx Air Player of the Week and Snickers Hungriest Player of the Game after completing 20 of 35 passes for 350 yards and three touchdowns in New England's thrilling 30-26 come-from-behind victory over the Denver Broncos on Monday Night Football (11/3). Connected on four of five passes for 58 yards in the Patriots game-winning touchdown drive in the fourth quarter. Concluded the six-play, game-winning drive by finding David Givens for an 18-yard touchdown strike in the corner of the end zone with 30 seconds remaining in the game.
- ★ Connected on 29 of 47 passes for 368 yards and two touchdowns in the Patriots' come-from-behind 23-20 overtime victory over the Houston Texans (11/23). Engineered the 12th fourth quarter or overtime comeback of his career. Rolled out on a bootleg and found Graham in the end zone for a four-yard touchdown on fourth-and-one to tie the game at 20 with 40 seconds remaining in regulation.

★★★ 4,000 YARDS ★★★

Tom Brady posted his team-record third season with 4,000 yards in 2009 after finishing with 4,398 passing yards, second only to the team-record 4,806 yards passing he had in 2007. Brady was tied with Drew Bledsoe with two 4,000-yard seasons. Brady had 4,110 yards passing in 2005 and a team-record 4,806 yards in 2007. He became the ninth NFL player to have three 4,000-yard seasons.

Brady finished the season with 28 touchdown passes for his fifth season with 25 or more touchdowns. He is tied with Drew Brees and Joe Montana for the fourth most seasons with 25 or more touchdowns.

MOST SEASONS WITH 25-PLUS TOUCHDOWN PASSES

Peyton Manning	123
Brett Favre	11
Dan Marino	7
Tom Brady	6
Joe Montana	6
Drew Brees	6

- ★ Named AFC Offensive Player of the Week for his four-touchdown performance against the Buffalo Bills (12/27). Registered a season-high 122.9 passer rating while completing 21 of 32 passes for 204 yards and a season-high four touchdowns in the Patriots' 31-0 victory over the Bills.
- ★ Completed 21 of 41 passes for 201 yards and a touchdown in the Patriots' 17-14 divisional playoff victory over the Tennessee Titans (1/10).
- ★ Connected on 22 of 37 passes for 237 yards and a touchdown in the Patriots' 24-14 AFC Championship victory over the Indianapolis Colts (1/18). Connected with David Givens for a 7-yard touchdown reception on a hitch-and-go to give the Patriots an early 7-0 lead in the first quarter.
- ★ Earned Super Bowl MVP honors after completing 32 of 48 passes for 354 yards and three touchdowns against the Carolina Panthers in Super Bowl XXXVIII. Completed four of five passes in the final 1:08 to lead the Patriots on a Super Bowl-winning drive that culminated in Adam Vinatieri's winning boot with four seconds left in the contest.

2002 (16/16)

- ★ Led the NFL with 28 touchdown passes.
- ★ Completed 373 of 601 passes for 3,764 yards while starting all 16 games at quarterback.
- ★ Ranked third in the AFC in attempts (601), fourth in completions (373) and fourth in the AFC in passing yards (3,764).
- ★ Threw only 14 interceptions, including just five in his last 351 pass attempts.
- ★ Posted a touchdowns-to-interception ratio of +14 in 2002, the fourth highest total in the NFL.
- ★ Recorded six ratings of over 100.0 in 2002 (all victories), the highest single-season total by a Patriot since Drew Bledsoe recorded seven during the 1996 season.
- ★ Named AFC Offensive Player of the Week after completing 67.4 percent of his passes and throwing for 294 yards and three touchdowns without an interception in the Patriots 30-14 win over the Pittsburgh Steelers (9/9) on Monday Night Football.
- ★ Threw the ball on 25 straight plays between the first and third quarters, completing 18 of those passes in that game (9/9)

★ Became the fifth quarterback in Patriots history to throw for over 400 yards in a game, completing 72 percent of his passes and throwing for four touchdowns in the Patriots 41-38 overtime win over the Kansas City Chiefs (9/22). His 410 yards ranks as the sixth most prolific single-game passing performance in Patriots history.

★ Orchestrated his fifth career fourth-quarter comeback, as the Patriots rebounded after trailing 27-6 in the third quarter and 30-19 with less than five minutes left in the game to win 33-30 against the Chicago Bears (11/10). Attempted a career-high 55 passes, 39 of which came in the second half.

★ Led the Patriots back from a 24-13 deficit in the final 4:54 of the game en route to a 27-24 overtime win over the Miami Dolphins (12/29).

2001 (15/14, 3/3)

★ Started 14 of 15 regular season games at quarterback and completed 264 of 413 passes for 2,843 yards, while throwing 18 touchdowns and 12 interceptions.

★ His 63.9 percent completion rate set a new Patriots single-season best, eclipsing the mark set by Tony Eason (61.6, 1986).

★ Finished the season ranked third in the AFC and sixth in the NFL with a 86.5 passer rating.

★ Set NFL record for most pass attempts to start a career without throwing an interception (162).

★ Made first NFL start and completed 13 of 23 passes for 168 yards in 44-13 victory over Indianapolis (9/30) ... Became the first Patriots quarterback to win his first NFL start since Scott Zolak won at Indianapolis (11/15/92).

★ Named AFC Offensive Player of the Week following his performance in the Patriots 29-26 overtime victory over San Diego (10/14). Completed his first NFL touchdown pass on a 21-yard connection to Terry Glenn. Threw 54 passes with 33 completions, tying him for eighth in team history in both categories. Completed 13-of-19 passes for 130 yards during two fourth quarter comeback scoring drives and the game winning overtime scoring drive.

★ Connected with David Patten on a 91-yard touchdown pass against Indianapolis (10/21), the longest play from scrimmage in franchise history. Completed all seven of his pass attempts in the first half for 134 yards and two touchdowns.

★ Named AFC Player of the Week after notching a season-high four touchdowns while completing 19 of 26 passes for 268 yards in a 34-17 victory over the New Orleans Saints (11/25). Earned a passer rating of 143.9, his third rating over 100 during the season.

★ Made his first postseason start and set Patriots' single-game postseason highs with 52 attempts, 32 completions and 312 yards in the Patriots' divisional playoff victory over Oakland (1/19). Became first quarterback in franchise history to record a postseason rushing touchdown with a 6-yard scamper. Completed all eight of his pass attempts for 45 yards in overtime as the Patriots marched 61 yards on 15 plays to set up a Vinatieri 23-yard game-winning field goal for the victory.

★ Led the team in completions (12), yards (115), completion percentage (66.7 percent) and passer rating (84.3) despite leaving the AFC Championship Game victory over the Steelers (1/27) late in the second quarter with an injury and not returning.

★ Named Super Bowl XXXVI MVP after connecting on 16 of 27 passes for 145 yards and one touchdown. Completed five of eight passes for 53 yards on the game-winning drive that began with 1:21 remaining in the fourth quarter with

the game tied at 17 and ended with an Adam Vinatieri 48-yard field goal as time expired.

2000 (1/0)

★ Saw action in a reserve role at quarterback in one contest.

★ Listed among the Patriots inactives for 14 weeks during the season.

★ Active but did not play against Cincinnati (11/19).

★ Entered his first NFL game in the fourth quarter and completed one of three passes for 6 yards against the Detroit Lions (11/23). Completed his first NFL pass to Rod Rutledge for 6 yards.

COLLEGE

★ Brady earned three letters at Michigan (1997-99) and recorded a 20-5 record as a two-year starter for the Wolverines.

★ Started all 25 games of his junior and senior seasons, including victories in the 1999 Citrus Bowl and the 2000 Orange Bowl.

★ Led the Wolverines to 15 wins in a 16-game span from 1998-99.

★ Finished his career ranking third in Michigan history with 710 attempts and 442 completions, fourth with 5,351 yards and 62.3 completion percentage and fifth with 35 touchdown passes.

★ Completed 31 of 56 attempts for 375 yards against Ohio State to establish school game-records, breaking the old marks of 52 attempts for 372 yards by Scott Dreisbach vs. Virginia in 1995 and 29 completions by Todd Collins vs. Oklahoma State in 1992.

★ Threw at least one touchdown pass in all 16 Big Ten conference games as a starter.

★ As a senior in 1999 was named All-Big Ten Conference second-team selection and selected team MVP after completing 214 of 341 passes (62.8 percent) for 2,586 yards, 20 touchdowns and only six interceptions.

★ Led Michigan to the Big Ten title as a junior in 1998.

★ Served as Brian Griese's backup during the Wolverines' national championship season, in which they went 12-0 in 1997.

PERSONAL

★ Thomas Brady was born the son of Tom and Galynn Brady on Aug. 3, 1977 in San Mateo, Calif.

★ *Blue Chip Illustrated* and *Prep Football Report* All-American selection at Junipero Serra High in San Mateo, Calif.

★ Added all-state and All-Far West honors as the team's Most Valuable Player.

★ Earned two letters in both football and baseball.

★ Was the starting varsity quarterback for two seasons (1993-94) and completed 236 of 447 passes (52.8 percent) for 3,702 yards and 31 touchdowns during his high school career.

★ Drafted in the 18th round of the 1995 Major League Baseball draft as a catcher by the Montreal Expos.

★ Inducted into the Junipero Serra High School Hall of Fame in 2003, joining fellow Serra High graduates Barry Bonds, Lynn Swann, Gregg Jeffries, Jim Fregosi, and his older sister Maureen, among many others.

★ ★ ★ ★ ★ TOM BRADY ★ ★ ★ ★ ★

Pos: QB Ht: 6-4 Wt: 225 lbs Year: 11th Acq: D6b-00 (199th) College: Michigan Born: 8/3/77

REGULAR SEASON			PASSING STATISTICS											
Year	Team	G/S	Att	Cmp	Yds	Yds/Att	Pct	TD	TD %	Int	Int %	Lg	Sacks	Rating
2000	Patriots	1/0	3	1	6	2.00	33.3	0	0	0	0	6	0/0	42.4
2001	Patriots	15/14	413	264	2843	6.88	63.9	18	4.4	12	2.9	91t	41/216	86.5
2002	Patriots	16/16	601	373	3764	6.26	62.1	28	4.7	14	2.3	49t	31/190	85.7
2003	Patriots	16/16	527	317	3620	6.87	60.2	23	4.4	12	2.3	82t	32/219	85.9
2004	Patriots	16/16	474	288	3692	7.79	60.8	28	5.9	14	3.0	50	26/162	92.6
2005	Patriots	16/16	530	334	4110	7.75	63.0	26	4.9	14	2.6	71	26/188	92.3
2006	Patriots	16/16	516	319	3529	6.84	61.8	24	4.7	12	2.3	62t	26/175	87.9
2007	Patriots	16/16	578	398	4806	8.31	68.9	50	8.7	8	1.4	69t	21/128	117.2
2008	Patriots	1/1	11	7	76	6.91	63.6	0	0.0	0	0.0	26	0/0	83.9
2009	Patriots	16/16	565	371	4398	7.78	65.7	28	5.0	13	2.3	81t	16/86	96.2
2010	Patriots	16/16	492	324	3,900	7.93	65.9	36	7.3	4	0.8	79t	25/175	110.0

POSTSEASON			PASSING STATISTICS												
Year	Team	G/S	Att	Cmp	Yds	Yds/Att	Pct	TD	TD %	Int	Int %	Lg	Sacks	Rating	
2001	Patriots	3/3	97	60	572	5.90	61.9	1	1.0	1	1.0	29	5/36	77.3	
2003	Patriots	3/3	126	75	792	6.29	59.5	5	4.0	2	1.6	52	0/0	84.5	
2004	Patriots	3/3	81	55	587	7.25	67.9	5	6.2	0	0.0	60t	7/57	109.4	
2005	Patriots	2/2	63	35	542	8.60	55.6	4	6.3	2	3.2	73	4/12	92.2	
2006	Patriots	3/3	119	70	724	6.08	58.8	5	4.2	4	3.4	49	4/22	76.5	
2007	Patriots	3/3	109	77	737	6.76	70.6	6	5.5	3	2.8	53	8/52	96.0	
2009	Patriots	1/1	42	23	154	3.67	54.8	2	4.8	3	7.1	24	3/22	49.1	
Totals- 7 years		18/18	637	395	4,108	6.45	62.0	28	4.4	15	2.4	73	31/201	85.5	

REGULAR SEASON						RUSHING			FUMBLES		POSTSEASON						RUSHING			FUMBLES	
Year	Team	No	Yds	Avg	Lg	TD	No	Lost	Year	Team	No	Yds	Avg	Lg	TD	No	Lost				
2000	Patriots	0	0	0	0	0	0	0	2000	Patriots	-	-	-	-	-	-	-				
2001	Patriots	36	43	1.2	12	0	12	3	2001	Patriots	8	22	2.8	6t	1	1	0				
2002	Patriots	42	110	2.6	15	1	11	5	2002	Patriots	-	-	-	-	-	-	-				
2003	Patriots	42	63	1.5	11	1	13	5	2003	Patriots	12	18	1.5	12	0	0	0				
2004	Patriots	43	28	0.7	10	0	7	5	2004	Patriots	7	3	0.4	3	1	1	1				
2005	Patriots	27	89	3.3	15	1	4	3	2005	Patriots	3	8	2.7	7	0	2	0				
2006	Patriots	49	102	2.1	22	0	12	4	2006	Patriots	8	18	2.3	12	0	2	0				
2007	Patriots	37	98	2.6	19	2	6	4	2007	Patriots	4	-1	-0.3	2	0	1	1				
2008	Patriots	0	0	0.0	0	0	0	0	2008	Patriots	-	-	-	-	-	-	-				
2009	Patriots	29	44	1.5	9	1	4	2	2009	Patriots	0	0	0.0	0	0	1	1				
2010	Patriots	31	30	1.0	9	1	1	1	Totals - 6 Years		42	68	1.6	12	2	8	3				
Totals -10 years		336	607	1.8	22	7	70	32													

Additional Statistics:

Receiving — 2001: 1 for 23 yards (12/22/01 vs. Miami)

Punting — 2003: 1 for 36 yards, downed at 1-yard line (12/7/03 vs. Miami)

★ ★ ★ ★ ★ TOM BRADY'S CAREER GAME-BY-GAME ★ ★ ★ ★ ★

2000	Opponent	P/S	Passing										Rushing						Score
			Att	Cmp	Yds	Pct	TD	Lg	Int	S	Yds	Rating	Rush	Yds	Lg	TD	W/L		
11/23	at Detroit	P	3	1	6	.333	0	6	0	0	0	42.4	0	0	0	0	L	9-34	
2001	Opponent	P/S	Att	Cmp	Yds	Pct	TD	Lg	Int	S	Yds	Rating	Rush	Yds	Lg	TD	W/L	Score	
09/09	at Cincinnati		Did Not Play										L 17-23						
09/23	N.Y. Jets	P	10	5	46	.500	0	21	0	0	0	62.9	1	9	9	0	L	3-10	
09/30	Indianapolis	S	23	13	168	.565	0	38	0	1	9	79.6	1	2	2	0	W	44-13	
10/07	at Miami	S	24	12	86	.500	0	15	0	4	17	58.7	2	9	9	0	L	10-30	
10/14	San Diego	S	54	33	364	.611	2	26	0	3	19	93.4	1	0	0	0	W	ot 29-26	
10/21	at Indianapolis	S	20	16	202	.800	3	91t	0	0	0	148.3	2	-2	-1	0	W	38-11	
10/28	at Denver	S	38	25	203	.658	2	30t	4	2	20	57.1	2	-1	0	0	L	20-31	
11/04	at Atlanta	S	31	21	250	.677	3	44t	0	3	14	124.4	3	0	1	0	W	24-10	
11/11	Buffalo	S	21	15	107	.714	1	26	1	7	36	78.9	4	-1	2	0	W	21-11	
11/18	St. Louis	S	27	19	185	.704	1	27	2	2	6	70.8	2	6	7	0	L	24-17	
11/25	New Orleans	S	26	19	258	.731	4	41t	0	4	17	143.9	4	14	11	0	W	34-17	
12/02	at N.Y. Jets	S	28	20	213	.714	0	46	0	3	22	93.3	3	0	2	0	W	17-16	
12/09	Cleveland	S	28	19	218	.679	0	23	2	3	9	61.3	4	-3	0	0	W	27-16	
12/16	at Buffalo	S	35	19	237	.543	0	40	1	5	31	63.6	3	13	12	0	W	ot 12-9	
12/22	Miami	S	19	11	108	.579	1	23t	0	3	14	91.6	3	-5	-1	0	W	20-13	
01/06	at Carolina	S	29	17	198	.586	1	31	2	1	2	62.1	1	2	2	0	W	38-6	
2001 Totals			15/14	413	264	.639	18	91t	12	41	216	86.5	36	43	12	0		11-5	
01/19	Oakland	S	52	32	312	.615	0	29	1	2	15	70.4	5	16	6t	1	W	ot 16-13	
01/27	at Pittsburgh	S	18	12	115	.667	0	28	0	2	14	84.3	2	3	2	0	W	24-17	
02/03	St. Louis	S	27	16	145	.593	1	23	0	1	7	86.2	1	3	3	0	W	20-17	
2001 Postseason			3/3	97	60	.572	.619	1	29	1	5	36	77.3	8	22	6t	1		3-0
2002	Opponent	P/S	Att	Cmp	Yds	Pct	TD	Lg	Int	S	Yds	Rating	Rush	Yds	Lg	TD	W/L	Score	
09/09	Pittsburgh	S	43	29	294	.674	3	40t	0	2	14	110.0	-	-	-	-	W	30-14	
09/15	at N.Y. Jets	S	35	25	269	.714	2	49t	1	0	0	100.8	2	5	4	0	W	44-7	
09/22	Kansas City	S	54	39	410	.722	4	38t	1	4	11	110.9	1	2	2	0	W	41-38 ot	
09/29	at San Diego	S	53	36	353	.679	2	26	2	0	0	83.3	1	3	3	0	L	14-21	
10/05	at Miami	S	31	17	240	.548	2	34t	2	3	32	74.7	1	0	0	0	L	13-26	
10/13	Green Bay	S	44	24	183	.545	1	18	3	2	17	44.0	5	26	12	0	L	10-28	
10/27	Denver	S	29	15	130	.517	1	17	0	5	20	75.4	2	5	4	0	L	16-24	
11/03	at Buffalo	S	26	22	265	.846	3	31	0	1	2	147.6	1	-1	-1	0	W	38-7	
11/10	at Chicago	S	55	36	328	.655	3	36t	1	2	13	92.1	3	16	13	0	W	33-30	
11/17	at Oakland	S	30	18	172	.600	0	33	0	4	25	76.0	1	1	1	0	L	20-27	
11/24	Minnesota	S	34	21	239	.618	3	27	0	2	20	112.3	6	4	5	0	W	24-17	
11/28	at Detroit	S	30	18	210	.600	0	28	1	0	0	67.4	4	12	8	0	W	20-12	
12/08	Buffalo	S	27	15	183	.556	2	41	0	0	0	101.3	5	-5	0	0	W	27-17	
12/16	at Tennessee	S	29	14	134	.483	0	35	1	3	17	47.2	2	10	10t	1	L	7-24	
12/22	N.Y. Jets	S	37	19	133	.514	1	15	1	2	14	57.6	4	24	15	0	L	17-30	
12/29	Miami	S	44	25	221	.568	1	23	1	1	5	68.5	4	8	4	0	W	27-24 ot	
2002 Totals			16/16	601	373	.621	28	49t	14	31	190	85.7	42	110	15	1		9-7	
2003	Opponent	P/S	Att	Cmp	Yds	Pct	TD	Lg	Int	S	Yds	Rating	Rush	Yds	Lg	TD	W/L	Score	
09/07	at Buffalo	S	28	14	123	.500	0	42	4	2	20	22.5	-	-	-	-	L	0-31	
09/14	at Philadelphia	S	44	30	255	.682	3	27	0	2	8	105.8	6	7	4	0	W	31-10	
09/21	N.Y. Jets	S	25	15	181	.600	0	31	0	5	34	82.3	3	-1	1	1	W	23-16	
09/28	at Washington	S	38	25	289	.658	2	29	3	1	8	73.2	1	2	2	0	L	17-20	
10/05	Tennessee	S	31	17	219	.548	1	58	0	3	26	88.0	3	2	4	0	W	38-30	
10/12	NY Giants	S	21	8	112	.381	0	39	0	2	21	56.1	3	0	2	0	W	17-6	
10/19	at Miami	S	34	24	283	.706	2	82	0	1	10	115.2	3	10	5	0	W	19-13 ot	
10/26	Cleveland	S	33	20	259	.606	0	45	0	1	6	85.3	2	-2	-1	0	W	9-3	
11/03	at Denver	S	35	20	350	.571	3	66	1	0	0	108.0	2	-1	0	0	W	30-26	
11/16	Dallas	S	34	15	212	.441	0	57	0	2	9	64.8	1	3	3	0	W	12-0	
11/23	at Houston	S	47	29	368	.617	2	33	2	4	24	82.6	6	15	6	0	W	23-20 ot	
11/30	at Indianapolis	S	35	26	236	.743	2	31	2	2	10	87.3	2	-1	0	0	W	38-34	
12/07	Miami	S	31	16	163	.516	0	25	0	3	13	67.0	2	-2	-1	0	W	12-0	
12/14	Jacksonville	S	34	22	228	.647	2	32	0	2	16	103.6	1	7	7	0	W	27-13	
12/20	at N.Y. Jets	S	25	15	138	.600	2	35	0	0	0	101.8	2	1	2	0	W	21-16	
12/27	Buffalo	S	32	21	204	.656	4	30	0	2	14	122.9	5	23	11	0	W	31-0	
2003 Totals			16/16	527	317	.602	23	82t	12	32	219	85.9	42	63	11	1		14-2	



★ ★ ★ ★ ★ TOM BRADY'S CAREER GAME-BY-GAME (CONT.) ★ ★ ★ ★ ★

01/10	Tennessee	S	41	21	201	.512	1	41	0	0	0	73.3	5	5	5	0	W	17-14
02/01	Indianapolis	S	37	22	237	.595	1	28	1	0	0	76.1	5	1	2	0	W	24-14
02/08	Carolina	S	48	32	354	.667	3	52	1	0	0	100.5	2	12	12	0	W	32-29
2003 Postseason			3/3	126	75	792	.595	5	52	2	0	0	84.5	12	18	12	0	3-0
			Passing										Rushing					
2004	Opponent	P/S	Att	Cmp	Yds	Pct	TD	Lg	Int	S	Yds	Rating	Rush	Yds	Lg	TD	W/L	Score
09/09	Indianapolis	S	38	26	335	.684	3	29	1	2	15	111.2	1	-1	-1	0	W	27-24
09/19	at Arizona	S	26	15	219	.577	2	27	2	2	12	78.8	5	3	3	0	W	23-12
10/03	at Buffalo	S	30	17	298	.567	2	44	0	0	0	112.9	2	2	3	0	W	31-17
10/10	Miami	S	19	7	76	.368	2	28	1	1	7	62.6	4	-1	2	0	W	24-10
10/17	Seattle	S	30	19	231	.633	1	48	1	1	7	84.2	3	7	6	0	W	30-20
10/24	N.Y. Jets	S	29	20	230	.690	1	42	0	3	20	104.1	3	-3	-1	0	W	13-7
10/31	at Pittsburgh	S	43	25	271	.581	2	23	2	4	28	72.9	-	-	-	-	L	20-34
11/07	at St. Louis	S	31	18	234	.581	2	50	0	2	9	103.4	3	1	3	0	W	40-22
11/14	Buffalo	S	35	19	233	.543	2	47	1	2	13	82.2	1	2	2	0	W	29-6
11/22	at Kansas City	S	26	17	315	.654	1	48	0	1	6	119.9	5	-1	3	0	W	27-19
11/28	Baltimore	S	30	15	172	.500	0	37	0	1	2	67.6	3	3	4	0	W	24-3
12/05	at Cleveland	S	20	11	157	.550	1	44	1	2	14	76.5	1	10	10	0	W	42-15
12/12	Cincinnati	S	26	18	260	.692	2	48	0	1	3	127.1	5	2	3	0	W	35-28
12/20	at Miami	S	29	18	171	.621	3	31t	4	2	15	73.3	2	-2	-1	0	L	28-29
12/26	at N.Y. Jets	S	32	21	264	.656	2	35	0	1	6	112.0	4	3	5	0	W	23-7
01/02	San Francisco	S	30	22	226	.733	2	25	1	1	5	102.9	1	3	3	0	W	21-7
2004 Totals			16/16	474	288	3692	.608	28	50	14	26	162	92.6	43	28	10	0	14-2
01/16	Indianapolis	S	27	18	144	.667	1	17	0	3	29	92.2	4	6	3	1	W	20-3
01/23	at Pittsburgh	S	21	14	207	.667	2	60t	0	2	11	130.5	2	-2	-1	0	W	41-27
02/06	Philadelphia	S	33	23	236	.697	2	27	0	2	17	110.2	1	-1	-1	0	W	24-21
2004 Postseason			3/3	81	55	587	.679	5	60t	0	7	57	109.4	7	3	3	1	3-0
			Passing										Rushing					
2005	Opponent	P/S	Att	Cmp	Yds	Pct	TD	Lg	Int	S	Yds	Rating	Rush	Yds	Lg	TD	W/L	Score
09/08	Oakland	S	38	24	306	.632	2	35	0	0	0	105.8	3	-1	0	0	W	30-20
09/18	at Carolina	S	44	23	270	.523	1	71	1	2	21	69.3	-	-	-	-	L	17-27
09/25	at Pittsburgh	S	41	31	372	.756	0	30	1	3	26	92.7	-	-	-	-	W	23-20
10/02	San Diego	S	32	19	224	.594	1	30t	1	1	8	78.1	2	4	4	0	L	17-41
10/09	at Atlanta	S	27	22	350	.815	3	55	1	1	8	140.4	1	1	1	0	W	31-28
10/16	at Denver	S	46	24	299	.522	1	49	0	0	0	79.9	1	12	12	0	L	20-28
10/30	Buffalo	S	21	14	199	.667	1	37	0	3	19	113.0	1	4	4	0	W	21-16
11/07	Indianapolis	S	33	22	265	.667	3	35	0	1	18	121.4	1	-1	-1	0	L	21-40
11/13	at Miami	S	36	21	275	.583	2	59	2	2	1	77.9	1	-1	-1	0	W	23-16
11/20	New Orleans	S	29	15	222	.517	3	60t	0	3	28	111.6	1	5	5	0	W	24-27
11/27	at Kansas City	S	40	22	248	.550	1	25	4	3	16	42.5	1	15	15	0	L	16-26
12/04	N.Y. Jets	S	37	27	271	.730	0	25	0	2	20	93.4	4	19	7	0	W	16-3
12/11	at Buffalo	S	38	29	329	.763	2	40	2	1	1	97.4	4	17	9	1	W	35-7
12/17	Tampa Bay	S	31	20	258	.645	3	37	0	1	5	122.8	3	6	3	0	W	28-0
12/26	at N.Y. Jets	S	29	18	185	.621	2	23	1	3	17	89.0	3	7	3	0	W	31-21
01/01	Miami	S	8	3	37	.375	1	18	1	0	0	52.6	1	2	2	0	L	26-28
2005 Totals			16/16	530	334	4110	.630	26	71	14	26	188	92.3	27	89	15	1	10-6
01/07	Jacksonville	S	27	15	201	.556	3	63t	0	4	12	116.4	2	9	7	0	W	28-3
01/14	at Denver	S	36	20	341	.556	1	73	2	0	0	74.0	1	-1	-1	0	L	13-27
2005 Postseason			2/2	63	35	542	.556	4	63t	2	4	12	92.2	3	8	7	0	1-1
			Passing										Rushing					
2006	Opponent	P/S	Att	Cmp	Yds	Pct	TD	Lg	Int	S	Yds	Rating	Rush	Yds	Lg	TD	W/L	Score
09/10	Buffalo	S	23	11	163	.478	2	34	1	3	27	82.3	5	3	3	0	W	19-17
09/17	at N.Y. Jets	S	29	15	220	.517	1	29	1	1	9	73.9	1	-1	-1	0	W	24-17
09/24	Denver	S	55	31	320	.564	1	31	0	0	0	79.4	2	7	5	0	L	7-17
10/01	at Cincinnati	S	26	15	188	.577	2	35	1	0	0	89.9	2	21	22	0	W	38-13
10/08	Miami	S	29	16	140	.552	2	15	0	1	6	91.2	4	-3	0	0	W	20-10
10/22	at Buffalo	S	27	18	195	.667	2	35t	0	4	24	112.4	2	2	3	0	W	28-6
10/30	at Minnesota	S	43	29	372	.674	4	45	1	3	27	115.6	1	1	1	0	W	31-7
11/05	Indianapolis	S	35	20	201	.571	0	39	4	0	0	34.0	3	13	9	0	L	20-27
11/12	N.Y. Jets	S	36	24	253	.667	1	33	1	4	21	84.6	-	-	-	-	L	14-17
11/19	at Green Bay	S	31	20	244	.645	4	54t	0	1	4	128.2	4	6	8	0	W	35-0
11/26	Chicago	S	33	22	267	.667	1	40	2	0	0	76.2	6	12	11	0	W	17-13

★ ★ ★ ★ ★ TOM BRADY'S CAREER GAME-BY-GAME (CONT.) ★ ★ ★ ★ ★

12/03	Detroit	S	38	27	305	.711	0	28	1	2	21	83.8	6	9	4	0	W	28-21
12/10	at Miami	S	25	12	78	.480	0	21	0	4	20	55.1	-	-	-	-	L	0-21
12/17	Houston	S	23	16	109	.696	2	43t	0	1	4	108.8	2	2	3	0	W	40-7
12/24	at Jacksonville	S	39	28	249	.718	1	36	0	1	7	97.1	10	31	9	0	W	24-21
12/31	at Tennessee	S	24	15	225	.625	1	62t	0	1	5	107.1	1	-1	-1	0	W	40-23
2006 Totals	16/16		516	319	3529	.618	24	62t	12	26	175	87.9	49	102	22	0		12-4
01/07	N.Y. Jets	S	34	22	212	.647	2	31	0	1	12	101.6	2	14	12	0	W	37-16
01/14	at San Diego	S	51	27	280	.529	2	49	3	2	4	57.6	2	3	4	0	W	24-21
01/21	at Indianapolis	S	34	21	232	.618	1	27	1	1	6	79.5	4	1	2	0	L	34-38
2006 Postseason	3/3		119	70	724	.588	5	49	4	4	22	76.5	8	18	12	0		2-1
Passing																		
2007	Opponent	P/S	Att	Cmp	Yds	Pct	TD	Lg	Int	S	Yds	Rating	Rushing					
09/09	at N.Y. Jets	S	28	22	297	.786	3	51t	0	0	0	146.6	Rush	Yds	Lg	TD	W/L	Score
09/16	San Diego	S	31	25	279	.806	3	34	1	2	16	123.0	1	2	2	0	W	38-14
09/23	Buffalo	S	29	23	311	.793	4	45t	0	1	3	150.9	1	2	2	0	W	38-7
10/01	at Cincinnati	S	32	25	231	.781	3	23	1	0	0	115.0	2	-2	-1	0	W	34-13
10/07	Cleveland	S	38	22	265	.579	3	35	0	0	0	105.7	-	-	-	-	W	34-17
10/14	at Dallas	S	46	31	388	.674	5	69t	0	3	15	129.6	3	5	3	0	W	48-27
10/21	at Miami	S	25	21	354	.840	6	50t	0	1	10	158.3	-	-	-	-	W	49-28
10/28	Washington	S	38	29	306	.763	3	35	0	1	0	125.5	4	14	7	2	W	52-7
11/04	at Indianapolis	S	32	21	255	.656	3	55	2	2	18	95.2	5	14	19	0	W	24-20
11/18	at Buffalo	S	39	31	373	.795	5	43	0	0	0	146.1	2	9	5	0	W	56-10
11/25	Philadelphia	S	54	34	380	.630	1	42	0	3	18	90.0	3	16	12	0	W	31-28
12/03	at Baltimore	S	38	18	257	.474	2	43	1	3	21	76.3	2	14	12	0	W	27-24
12/09	Pittsburgh	S	46	32	399	.696	4	63t	0	0	0	125.2	1	4	4	0	W	34-13
12/16	N.Y. Jets	S	27	14	140	.519	0	46	1	1	6	51.5	4	9	4	0	W	20-10
12/23	Miami	S	33	18	215	.545	3	48	2	3	11	79.7	4	11	10	0	W	28-7
12/29	at N.Y. Giants	S	42	32	356	.762	2	65t	0	1	10	116.8	4	-4	-1	0	W	38-35
2007 Totals	16/16		578	398	4806	.689	50	69t	8	21	128	117.2	37	98	19	2		16-0
01/12	Jacksonville	S	28	26	262	.929	3	53	0	1	4	141.4	2	1	2	0	W	31-20
01/20	San Diego	S	33	22	209	.667	2	18	3	2	11	66.4	2	-2	-1	0	W	21-12
02/03	N.Y. Giants	S	48	29	266	.604	1	19	0	5	37	82.5	-	-	-	-	L	14-17
2007 Postseason	3/3		109	77	737	.706	6	53	3	8	52	96.0	4	-1	2	0		2-1
Passing																		
2008	Opponent	P/S	Att	Cmp	Yds	Pct	TD	Lg	Int	S	Yds	Rating	Rushing					
09/07	Kansas City	S	11	7	76	.636	0	26	0	0	0	83.9	Rush	Yds	Lg	TD	W/L	Score
09/14	at N.Y. Jets		Placed on Injured Reserve															
2008 Totals	1/1		11	7	76	.636	0	26	0	0	0	83.9	0	0	0	0		11-5
2009	Opponent	P/S	Att	Cmp	Yds	Pct	TD	Lg	Int	S	Yds	Rating	Rush	Yds	Lg	TD	W/L	Score
09/14	Buffalo	S	53	39	378	.736	2	31	1	1	10	97.8	1	9	9	0	W	25-24
09/20	at N.Y. Jets	S	47	23	216	.489	0	29	1	0	0	53.1	1	2	2	0	L	9-16
09/27	Atlanta	S	42	25	277	.595	1	36t	0	0	0	87.1	3	0	2	0	W	26-10
10/04	Baltimore	S	32	21	258	.656	1	34	0	3	24	100.8	5	11	7	1	W	27-21
10/11	at Denver	S	33	19	215	.576	2	36	0	1	6	97.4	1	-1	-1	0	L ot	17-20
10/18	Tennessee	S	34	29	380	.853	6	48	0	2	6	152.8	-	-	-	-	W	59-0
10/25	at Tampa Bay	S	32	23	308	.719	3	54t	2	1	1	107.3	1	5	5	0	W	35-7
11/08	Miami	S	37	25	332	.676	1	71t	1	2	9	93.5	1	5	5	0	W	27-17
11/15	at Indianapolis	S	42	29	375	.690	3	63t	1	2	11	110.7	3	3	3	0	L	34-35
11/22	N.Y. Jets	S	41	28	310	.683	1	43	0	2	11	98.6	4	9	7	0	W	31-14
11/30	at New Orleans	S	36	21	237	.583	0	47	2	1	4	55.0	1	2	2	0	L	17-38
12/06	at Miami	S	29	19	352	.655	2	81t	2	0	0	101.5	-	-	-	-	L	21-22
12/13	Carolina	S	32	19	192	.594	1	23	1	0	0	74.0	2	-2	-1	0	W	20-10
12/20	at Buffalo	S	23	11	115	.478	1	16	1	0	0	59.1	4	-3	0	0	W	17-10
12/27	Jacksonville	S	26	23	267	.885	4	29	0	0	0	149.0	2	4	2	0	W	35-7
01/03	at Houston	S	26	17	186	.654	0	41	1	1	4	70.4	-	-	-	-	L	27-34
2009 Totals	16/16		565	371	4398	.657	28	81t	13	16	86	96.2	29	44	9	1		10-6
01/10	Baltimore	S	42	23	154	.547	2	24	3	3	22	49.1	-	-	-	-	L	14-33
2009 Postseason	1/1		42	23	154	.547	2	24	3	3	22	49.1	0	0	0	0		0-1



Deion
BRANCH

84

HT: 5-9 WT: 1905
Born: 7/18/79 Exp. (NFL/Patriots): 9/5
GP/GS (Playoffs): 115/92 (11/10) Acq: TR (SEA)-10
College: Louisville Hometown: Albany, Ga.

★ ★ ★ W I D E R E C E I V E R ★ ★ ★

CAREER TRANSACTIONS

Deion Branch was acquired by the Patriots from the Seattle Seahawks on Oct. 12, 2010 for an undisclosed draft pick ... Originally drafted by the Patriots in the second round (65th overall) of the 2002 NFL Draft ... Traded by the Patriots to Seattle (09/11/06) for an undisclosed draft pick.

CAREER HIGHLIGHTS

★ Branch was awarded the Pete Rozelle Trophy as the Most Valuable Player of Super Bowl XXXIX. His 11 receptions in the game tied the Super Bowl record, also achieved by Jerry Rice, Dan Ross and Wes Welker.

★ Branch has turned in his biggest performances on the greatest stage in sports, leading all receivers in Super Bowls XXXVIII and XXXIX. He recorded a combined 21 receptions in the two games and owns two of the top seven receiving performances in Super Bowl history. His career reception total in the Super Bowl ranks third all-time, trailing only Jerry Rice (33) and Andre Reed (27).

★ In 2005, Branch led the Patriots with career highs in three categories: receptions (78), receiving yards (998) and receiving touchdowns (5).

★ In the Patriots' 2005 divisional playoff game at Denver, Branch set a team playoff record with 153 receiving yards on eight catches. Branch also grabbed a 73-yard completion in the game, establishing the longest reception in Patriots playoff history.

★ Branch was the NFL's leading receiver in the 2004 playoffs, pacing the league in receptions (16) and receiving yards (264). In addition to being named Super Bowl XXXIX MVP, he was selected as the NFL's Offensive Player of the Week following the AFC Championship Game (1/23/05), when he led all receivers with 116 yards, including a game-breaking 60-yard touchdown grab.

★ Branch was the leading receiver in Super Bowl XXXVIII, grabbing 10 passes for 143 yards and a touchdown as the Patriots defeated the Carolina Panthers.

SEASONAL REVIEWS

2010 (11/9 – New England)

★ Finished the season with a career-high six touchdowns (five with New England, one with Seattle).


★ Finished with 61 receptions for 818 yards (13.4 average). The 818 yards were second to the 998 yards he had in 2005 with the Patriots, while the 61 receptions were second to the 78 he had in 2005 with the Patriots.

★ Was inactive in the regular-season finale against the Dolphins (1/2).

★ Caught two balls for 25 yards in a start against the Bills (12/26).

★ Caught two passes for 33 yards against the Packers and contributed a key block on BenJarvus Green-Ellis' career-long 33-yard touchdown run in the first quarter (12/19).

★ Set a personal best with 151 yards on eight passes, including a 59-yard touchdown pass from Tom Brady on the



EXTRA POINTS

★ On the day of Super Bowl XXXIX, Deion called a dozen of his former football coaches to thank them for the support that they gave him throughout his high school, junior college and college careers. Hours after talking to his coaches, he tied the Super Bowl record with 11 receptions and was named MVP of the game.

final play of the first half against the Chicago Bears (12/12). It was his second 100-yard game of the year and the ninth of his career.

★ Made three catches for 64 yards, including a 25-yard touchdown pass from Tom Brady on fourth-and-three in the first quarter against the Jets (12/6).

★ Recorded his longest career reception on a 79-yard touchdown pass from Tom Brady against the Lions, besting a 66-yard TD pass from Brady in 2003. Registered his eighth career 100-yard game, finishing with three receptions for 113 yards and two touchdowns (11/25).

★ Led the team with seven catches for 70 yards against the Colts, including a third-down conversion in the first quarter that kept alive a 15-play, 82-yard scoring drive (11/21). Also contributed a key block to Danny Woodhead's career-long 36-yard touchdown run.

★ Recorded seven receptions for 71 yards against Pittsburgh (11/14).

★ Caught two passes for 21 yards against the Browns (11/7).

★ Made one 21-yard catch against the Vikings in his second Patriots start of 2010 (10/31).

★ Made four catches for 39 yards, including a 17-yard pass from Brady in the fourth quarter against San Diego (10/24).

★ In his first game back with the Patriots after spending four-plus seasons with the Seahawks, Branch had nine receptions for 98 yards and one touchdown - a five-yard throw from Brady in the fourth quarter (10/17). The nine receptions against the Ravens were the second highest single-game total of his career, dating back to his career-high 13-catch performance at San Diego as a rookie (11/29/02).

2010 (4/3 – Seattle)

★ Started three of four games for Seattle and caught 13 passes for 112 yards and one touchdown.

★ Was traded from Seattle to the Patriots on Oct. 12.

2009 (14/5 – Seattle)

★ Played in 14 games with five starts for Seattle.

★ Finished the season with 45 receptions for 437 yards and two touchdowns.

2008 (8/8 – Seattle)

- ★ Was limited to eight games due to injury.
- ★ Started all eight games that he played.
- ★ Finished with 30 receptions for 412 yards and four touchdowns.
- ★ Caught two touchdown passes in his first game against his old team vs. New England (12/7).

2007 (11/11, 1/0 – Seattle)

- ★ Started 11 games, missing five games due to injury.
- ★ Finished the season with 49 receptions for 661 yards and four touchdowns.
- ★ Had two 100-yard games with seven receptions for 122 yards at Arizona (9/16) and seven receptions for 130 yards at San Francisco (9/30).
- ★ Was inactive for the postseason game vs. Washington (1/5) and played but did not start in the postseason game at Green Bay (1/12).
- ★ Suffered a knee injury in the game against the Packers.

2006 (14/13, 2/2 – Seattle)

- ★ Was traded from the Patriots to Seattle on Sept. 11 following the first regular-season game of the year.
- ★ After sitting out the second week with Seattle, went on to start in 13 of 14 games.
- ★ Finished the season with 53 receptions for 725 yards and four touchdowns.
- ★ Also started two postseason games and with eight catches for 189 yards.
- ★ Caught seven passes for 113 yards and a 38-yard touchdown at San Francisco (11/19).

2005 (16/15, 2/2)

- ★ Led the team with career highs in receptions (78), receiving yards (998) and touchdown receptions (5).
- ★ Recorded five or more receptions in 11 of 16 regular season games.
- ★ In the regular season, led the team in receptions or tied for the team lead nine times and paced the squad in receiving yards in five games.
- ★ Set a Patriots playoff record with 153 receiving yards on eight catches in the divisional playoffs against Denver (1/14). Recorded the longest reception in Patriots playoff history when he hauled in a 73-yard pass at Denver (1/14).

2004 (9/9, 3/3)

- ★ Started nine regular-season games and all three playoff contests.
- ★ Tallied a career-high four touchdown receptions.
- ★ Finished third on the team with 35 receptions and 454 receiving yards.
- ★ Led all NFL receivers in the playoffs with 16 receptions for 264 yards.
- ★ Exceeded the 100-yard receiving mark against the Chiefs (11/22).
- ★ Named NFL Offensive Player of Championship Sunday following the AFC Championship victory (1/23/05) ... Named Super Bowl MVP after tying a Super Bowl record with 11 receptions (2/6/05).
- ★ Missed seven games due to injury.
- ★ Returned to action at Kansas City (11/22) and led the team with six receptions and 106 receiving yards and a touchdown.

★ Named NFL Offensive Player of Championship Sunday after recording a team-high 116 receiving yards on four receptions and a touchdown in the Patriots' 41-27 AFC Championship victory at Pittsburgh (1/23). Carried the ball twice for 37 yards and a touchdown. Scampered for a 14-yard gain on a reverse on the Patriots first play from scrimmage. Got open down the middle of the field and hauled in a 60-yard touchdown bomb from Tom Brady to give the Patriots a 10-0 lead with 6:49 remaining in the first quarter. Set up the Patriots second touchdown of the evening with a 45-yard reception down the middle of the field in the second quarter. Sealed the trip to the Super Bowl with a 23-yard touchdown run off of a reverse in the fourth quarter.

★ Named Super Bowl MVP after tying a Super Bowl record with 11 receptions in the Patriots' 24-21 victory over vs. Philadelphia (2/6) in Super Bowl XXXIX. Registered a game-high 133 receiving yards. Extended the Patriots' first scoring drive with a 7-yard grab on third-and-three late in the second quarter. Extended the Patriots' second touchdown drive with a pair of third-down receptions in the third quarter. Snared a 27-yard catch on third-and-six and then a 15-yard grab on third-and-10 during the drive. Grabbed four receptions for 71 yards during the Patriots' scoring drive to open the third quarter.

2003 (15/12, 3/3)

- ★ Started 12 of 15 games at wide receiver and led the team with 57 receptions and 803 receiving yards.
- ★ Gained first-down yardage on 40 of his 57 catches.
- ★ Recorded 24 third-down catches that gained first downs.
- ★ Registered a game- and regular season-high 107 yards receiving on three catches at Denver (11/3). Got open behind the Broncos secondary and hauled in a career-long 66-yard touchdown reception from Tom Brady to even the score at seven.

★ ★ ★ ROOKIE RECEPTION LEADERS ★ ★ ★

NFL SINGLE-GAME ROOKIE RECEPTION LEADERS

Player	Team	Game	Total
Don Looney	PHI	at Wash (12/1/40)	14
Deion Branch	NE	at S.D. (9/29/02)	13
Sid Blanks	HOU	at S.D. (9/12/64)	13
LaDainian Tomlinson	SD	vs. Ariz. (11/25/01)	13

★ BRANCH'S SINGLE-GAME CAREER HIGHS ★

Regular Season

Receptions:	13	at San Diego (09/29/02)
Yards:	151	at Chicago (12/12/10)
Average (min. 4 rec.):	17.5	at Kansas City (11/22/04)
Long:	79t	at Detroit (11/25/10)
Touchdowns:	2	4 times, most recently at Detroit (11/25/10)

Postseason:

Receptions:	11	vs. Philadelphia (02/06/05)
Yards:	153	at Denver (01/14/06)
Average (min. 4 rec.):	29.0	at Pittsburgh (01/23/05)
Long:	73	at Denver (01/14/06)
Touchdowns:	1	at Pittsburgh (01/23/05)
		vs. Carolina (02/01/04)

- ★ Snared a team-high six receptions for 64 yards and a touchdown.
- ★ Hauled in the game-winning touchdown with a 13-yard grab on third-and-seven with 8:41 remaining in the fourth quarter of a 38-34 win at Indianapolis (11/30).
- ★ Talled a game-high 10 receptions for 143 yards and a touchdown in the Patriots' 32-29 Super Bowl XXXVIII victory over Carolina (2/1). Hauled in the Patriots' first touchdown with a 5-yard reception from Tom Brady with 3:05 remaining in the second quarter. Helped set up the Patriots' second touchdown by getting behind the defense and hauling in a 52-yard reception. Kick-started the Patriots' third scoring drive of the afternoon with 16-yard catch in the third quarter. Set up Adam Vinatieri's game-winning field goal with a 17-yard reception on third-and-three with just nine seconds remaining in the contest.

2002 (13/7)

- ★ Finished his first NFL season ranked second among all AFC rookies with 43 receptions and tied for third with 489 receiving yards despite missing the final three games due to a leg injury.
- ★ Set a Patriots single-game rookie record by hauling in 13 passes at San Diego (9/29) and tied the second highest total by a rookie in NFL single-game history.
- ★ Led all rookies and ranked sixth in the AFC with an average kickoff return yardage of 24.0.
- ★ Had 12 receptions on third down, good for 153 yards and two touchdowns.
- ★ Returned five kickoffs for 31 yards or more, including a long of 63 yards at Detroit (11/28).
- ★ Snared six passes for 83 yards and a touchdown to lead the team in receiving in his NFL debut vs. Pittsburgh (9/9) as the Patriots defeated the Steelers, 30-14. Hauled in a 22-yard touchdown pass from Tom Brady in the third quarter for the first touchdown of his professional career.
- ★ Started his first professional game at wide receiver vs. Kansas City (9/22) and caught six passes for 33 yards as the Patriots upended the Chiefs, 41-38 in overtime.
- ★ Set a Patriots rookie record by hauling in 13 passes and recorded his first career 100-yard receiving day at San Diego (9/29), amassing 128 yards receiving.
- ★ Returned a kickoff 63 yards in the first quarter of the Patriots 20-12 win at Detroit (11/28) on Thanksgiving.

COLLEGE

- ★ Branch hauled in 143 passes for 2,204 yards (15.4 avg) and 18 touchdowns while at Louisville (2000-01).
- ★ His 143 catches rank sixth on the school's career-record list while his 2,204 yards are topped only by Miguel Montano (2,305, 1994-97), Iln Green (2,830, 1996-99) and Arnold Jackson (3,670, 1997-2000) in Louisville annals. Only Anthony Cummings (25, 1987-90), Green (33) and

★★★ SUPER BOWL PERFORMANCE ★★★

MOST CAREER RECEPTIONS IN SUPER BOWL GAMES

Rec.	Player	Team	Games	Seasons
33	Jerry Rice	SF	4	'84, '88, '89, '94
27	Andre Reed	BUF	4	'90, '91, '92, '93
21	Deion Branch	NE	2	'03, '04
20	Roger Craig	SF	3	'84, '88, '89
20	Thurman Thomas	BUF	4	'90, '91, '92, '93

TOP RECEIVING PERFORMANCES IN SUPER BOWL HISTORY

Rec.	Player	Team	Game	Season
11	Deion Branch	NE	XXXIX	2004
	Wes Welker	NE	XLII	2007
	Jerry Rice	SF	XXIII	1988
	Dan Ross	CIN	XVI	1981
10	Deion Branch	NE	XXXVIII	2003
	Andre Hastings	PIT	XXX	1995
	Jerry Rice	SF	XXIX	1994
	Tony Nathan	MIA	XIX	1984

Jackson (31) have more touchdown catches in a career for the Cardinals.

- ★ Became only the second player in school history to record multiple 1,000 yard receiving seasons, joining Jackson (1,209 in 1999 and 1,165 in 1998)
- ★ Earned team MVP honors following the 2000 season.
- ★ Began his collegiate career at Jones County Junior College.
- ★ Elected one of the Cardinals' four captains for the 2001 season.
- ★ Named All-Conference USA first-team selection after leading the team with 72 receptions for 1,188 yards (16.5 avg.) and nine touchdowns.

PERSONAL

- ★ Born Anthony on July 18, 1979.
- ★ Lettered in football and track at Monroe (Albany, Ga.) High.
- ★ Participated in indoor track at Louisville in 2001.
- ★ Competed in the 60 meter dash (7.1).
- ★ Majored in communications.
- ★ Married to Shola with twin boys, Deiondre and Deiontey and two daughters, D'Ahni and Nylah.

★ ★ ★ ★ ★ DEION BRANCH ★ ★ ★ ★ ★

Pos: WR Ht: 5-9 Wt: 195 lbs Year: 9th Acq: TR (SEA)-10 College: Louisville Born: 7/18/79

REGULAR SEASON			RECEIVING					RUSHING				KICK RETURNS				PUNT RETURNS					
Year	Team	G/S	No	Yds	Avg	Lg	TD	No	Yds	Avg	TD	No	Yds	Avg	Lg	TD	No	Yds	Avg	Lg	TD
2002	Patriots	13/7	43	489	11.4	49t	2	2	0	0.0	0	2	58	29.0	40	0	36	863	24.0	63	0
2003	Patriots	15/12	57	803	14.1	66t	3	1	11	11.0	0	4	26	6.5	11	0	0	0	0.0	0	0
2004	Patriots	9/9	35	454	13.0	26t	4	0	0	0.0	0	1	0	0.0	0	0	0	0	0.0	0	0
2005	Patriots	16/15	78	998	12.8	51	5	0	0	0.0	0										
2006	Seahawks	14/13	53	725	13.7	38t	4	4	30	7.5	0										
2007	Seahawks	11/11	49	661	13.5	65	4	0	0	0.0	0										
2008	Seahawks	8/8	30	412	13.7	63	4	0	0	0.0	0										
2009	Seahawks	14/5	45	437	9.7	35	2	1	-8	-8.0	0										
2010	Seahawks	4/3	13	112	8.6	41	1	0	0	0	0										
2010	Patriots	11/9	61	818	13.4	79t	5	0	0	0	0										
Totals - 9 years		115/92	451	5,797	12.9	79t	34	8	33	4.1	0										

POSTSEASON		RECEIVING					RUSHING				KICK RETURNS				PUNT RETURNS						
Year	Team	G/S	No	Yds	Avg	Lg	TD	No	Yds	Avg	TD	No	Yds	Avg	Lg	TD	No	Yds	Avg	Lg	TD
2003	New England	3/3	15	176	11.7	52	1					0	0	0.0							
2004	New England	3/3	16	264	16.5	60t	1	2	37												
2005	New England	2/2	10	189	18.9	73	0	0	0			0	0	0.0							
Totals - 3 years		11/10	49	725	14.8	73	2	2	37			2	37	0.0							

★ ★ ★ ★ ★ DEION BRANCH'S CAREER GAME-BY-GAME ★ ★ ★ ★ ★

2002	Opponent	No	Yds	Avg	LG	TD
09/09	Pittsburgh	6	83	13.8	22t	1
09/15	at N.Y. Jets	3	65	21.7	49t	1
09/22	Kansas City	6	33	5.5	11	0
09/29	at San Diego	13	128	9.8	18	0
10/05	at Miami	4	61	15.3	24	0
10/13	Green Bay	5	38	7.6	18	0
10/27	Denver	0	0	0.0	0	0
11/03	at Buffalo	0	0	0.0	0	0
11/10	at Chicago	1	9	9.0	9	0
11/17	at Oakland	3	11	3.7	6	0
11/24	Minnesota	1	20	20.0	20	0
11/28	at Detroit	0	0	0.0	0	0
12/08	Buffalo	1	41	41.0	41	0
12/16	at Tennessee			Inactive		
12/22	N.Y. Jets			Inactive		
12/29	Miami			Inactive		
2002 Totals		43	489	11.4	49t	2

2003	Opponent	No	Yds	Avg	LG	TD
09/07	at Buffalo	1	8	8.0	8	0
09/14	at Philadelphia	6	89	14.8	26t	1
09/21	N.Y. Jets	2	25	12.5	16	0
09/28	at Washington	3	38	12.7	17	0
10/05	Tennessee	5	68	13.6	23	0
10/12	N.Y. Giants			Inactive		
10/19	at Miami	6	62	10.3	20	0
10/26	Cleveland	3	30	10.0	16	0
11/03	at Denver	3	107	35.7	66t	1
11/6	Dallas	2	69	34.5	46	0
11/23	at Houston	5	52	10.4	19	0
11/30	at Indianapolis	6	64	10.7	14	1
12/07	Miami	6	93	15.5	25	0
12/14	Jacksonville	1	16	16.0	16	0
12/20	at N.Y. Jets	2	24	12.0	18	0
12/27	Buffalo	6	58	9.7	30	0
2003 Totals		57	803	14.1	66t	3
01/10	Tennessee	3	10	3.3	6	0
01/18	Indianapolis	2	23	11.5	14	0
02/01	Carolina	10	143	14.3	52	1
2003 Postseason		15	176	11.7	52	1


2004	Opponent	No	Yds	Avg	LG	TD
09/09	Indianapolis	7	86	12.3	21	1
09/19	at Arizona	1	7	7.0	7	0
10/03	at Buffalo			Inactive		
10/10	Miami			Inactive		
10/17	Seattle			Inactive		
10/24	N.Y. Jets			Inactive		
10/31	at Pittsburgh			Inactive		
11/07	at St. Louis			Inactive		
11/14	Buffalo			Inactive		
11/22	at Kansas City	6	105	17.5	26t	1
11/28	Baltimore	4	51	12.8	15	0
12/05	at Cleveland	1	13	13.0	13	0
12/12	Cincinnati	3	44	14.7	23	0
12/20	at Miami	3	44	14.7	23	0
12/26	at N.Y. Jets	7	82	11.7	21	1
01/02	San Francisco	3	22	7.3	8t	1
2004 Totals		35	454	13.0	26t	4
01/16	Indianapolis	1	15	15.0	15	0
01/23	at Pittsburgh	4	116	29.0	60	1
02/06	Philadelphia	11	133	12.1	27	0
2004 Postseason		16	264	16.5	60	1

2005	Opponent	No	Yds	Avg	LG	TD
09/08	Oakland	7	99	14.1	29	1
09/18	at Carolina	8	60	7.5	17	0
09/25	at Pittsburgh	6	78	13.0	22	0
10/02	San Diego	1	6	6.0	6	0
10/09	at Atlanta	8	107	13.4	51	0
10/16	at Denver	7	87	12.4	19	0
10/30	Buffalo	3	92	30.7	37	1
11/07	Indianapolis	5	58	11.6	17	1
11/13	at Miami	5	82	16.4	30	0
11/20	New Orleans	5	38	7.6	11	1
11/27	at Kansas City	5	49	9.8	20	0
12/04	N.Y. Jets	5	44	8.8	13	0
12/11	at Buffalo	5	83	16.6	28	0
12/17	Tampa Bay	2	27	13.5	19	0
12/26	at N.Y. Jets	4	69	17.3	22	0
01/01	Miami	2	19	9.5	11t	1
2005 Totals		78	998	12.8	51	5
01/07	Jacksonville	2	36	18.0	20	0
01/14	at Denver	8	153	19.1	73	0
2005 Postseason		10	189	18.9	73	0

★ ★ ★ ★ DEION BRANCH'S CAREER GAME-BY-GAME ★ ★ ★ ★ ★

2006	Opponent	No	Yds	Avg	LG	TD
09/10	at Detroit			Reserve List w/ NE		
09/17	Arizona			Exempt List w/ SEA		
09/24	N.Y. Giants	2	23	11.5	15	0
10/01	at Chicago	3	57	19.0	31	0
10/05	at St. Louis	6	76	12.7	19t	2
10/12	Minnesota	4	60	15.0	23	0
10/29	at Kansas City	2	45	22.5	26	0
11/06	Oakland	4	61	15.3	22t	1
11/12	St. Louis	3	22	7.3	11	0
11/19	at San Francisco	7	113	16.1	38t	1
11/27	Green Bay	4	38	9.5	17	0
12/03	at Denver	3	23	7.7	10	0
12/10	at Arizona	3	54	18.0	20	0
12/14	San Francisco	4	54	13.5	21	0
12/24	San Diego	5	61	12.2	17	0
12/31	at Tampa Bay	3	38	12.7	16	0
2006 Totals		53	725	13.7	38t	4
01/06	Dallas	4	48	12.0	27	0
01/14	at Chicago	4	48	12.0	24	0
2006 Postseason		8	96	12.0	27	0
2007	Opponent	No	Yds	Avg	LG	TD
09/09	Tampa Bay	0	0	0.0	0	0
09/16	at Arizona	7	122	17.4	37	0
09/23	Cincinnati	6	77	12.8	42t	1
09/30	at San Francisco	7	130	18.6	65	0
10/07	at Pittsburgh	2	14	7.0	7	0
10/14	New Orleans			Inactive		
10/21	St. Louis			Inactive		
11/04	at Cleveland			Inactive		
11/12	San Francisco			Inactive		
11/18	Chicago	4	31	7.8	11	0
11/25	at St. Louis	5	92	18.4	29	1
12/02	at Philadelphia	5	40	8.0	21	0
12/09	Arizona	3	52	17.3	31	1
12/16	at Carolina	8	79	9.9	15t	1
12/23	Baltimore	2	24	12.0	19	0
12/30	at Atlanta			Inactive		
2007 Totals		49	661	13.5	65	4
01/05	Washington			Inactive		
01/12	at Green Bay	0	0	0.0	0	0
2007 Postseason		0	0	0.0	0	0

2008	Opponent	No	Yds	Avg	LG	TD
09/07	at Buffalo			Inactive		
09/14	San Francisco			Inactive		
09/21	St. Louis			Inactive		
10/05	at N.Y. Giants	3	31	10.3	17	0
10/12	Green Bay			Inactive		
10/19	at Tampa Bay			Inactive		
10/26	at San Francisco			Inactive		
11/02	Philadelphia			Inactive		
11/09	at Miami			Inactive		
11/16	Arizona	4	54	13.5	33	0
11/23	Washington	1	11	11.0	11	0
11/27	at Dallas	5	56	11.2	17	0
12/7	New England	4	88	22.0	63	2
12/14	at St. Louis	5	76	15.2	45	0
12/21	N.Y. Jets	2	6	3.0	4	0
12/28	at Arizona	6	90	15.0	30t	2
2008 Totals		30	412	13.7	63	4
2009	Opponent	No	Yds	Avg	LG	TD
09/13	St. Louis			Inactive (Hamstring)		
09/20	at San Francisco			Inactive (Hamstring)		
09/27	Chicago	2	13	6.5	7	0
10/04	at Indy	6	49	8.2	22	0
10/11	Jacksonville	2	23	11.5	12	0
10/18	Arizona	2	9	4.5	5	0
11/01	at Dallas	3	36	12.0	23t	1
11/08	Detroit	3	25	8.3	11	0
11/15	at Arizona	4	50	12.5	15	0
11/22	at Minnesota	1	15	15.0	15	0
11/29	at St. Louis	3	19	6.3	9	0
12/06	San Francisco	1	7	7.0	7t	1
12/13	at Houston	5	33	6.6	8	0
12/20	Tampa Bay	4	28	7.0	8	0
12/27	at Green Bay	5	53	10.6	18	0
1/3/10	Tennessee	4	77	19.3	35	0
2009 Totals		45	437	9.7	35	2



Darius BUTLER

28

HT: 5-10 WT: 190

Born: 3/18/86 Exp. (NFL/Patriots): 2/2

GP/GS (Playoffs): 29/8 (1/0) Acq: D2c-09 (41st)

College: Connecticut Hometown: Ft. Lauderdale, Fla.

★ ★ ★ CORNERBACK ★ ★ ★

CAREER TRANSACTIONS

Darius Butler was drafted by the New England Patriots in the second round (41st overall) of the 2009 NFL Draft ... Signed by the Patriots (7/13/09).

SEASONAL REVIEWS

2010 (15/3)

- ★ Made six tackles and had one pass defended against the Dolphins (1/2).
- ★ Recorded one tackle and two passes defended in a reserve role against the Bills (12/26).
- ★ Played in a reserve role against the Packers. Recovered a muffed punt return by Julian Edelman and returned it to the New England nine-yard line for no gain and made one tackle (12/19).
- ★ Recorded a pass defended playing in a reserve role against the Bears (12/12).
- ★ Started against the Jets when the Pats began the game in a nickel defense, and registered one tackle (12/6).
- ★ Made one tackle in a reserve role against the Lions (11/25).
- ★ Saw time in a reserve role against the Colts, filling in for Kyle Arrington when he lined up to rush the passer and when he left the game briefly due to injury. Made one tackle (11/21).
- ★ Was inactive against the Steelers (11/14).
- ★ Played briefly on defense and special teams against the Browns (11/7).
- ★ Played mostly on special teams, and filled in briefly for Devin McCourty on defense against the Vikings (10/31).
- ★ Recorded one tackle on defense and also played on special teams against the Chargers (10/24).
- ★ Played on special teams against Baltimore (10/17).
- ★ Saw time in a reserve role against the Dolphins (10/4).
- ★ Played in a reserve role at cornerback, recording one tackle against Buffalo (9/26).
- ★ Started and registered seven tackles against the Jets (9/19).
- ★ Tallied eight tackles and one pass defended in a start against the Bengals (9/12).

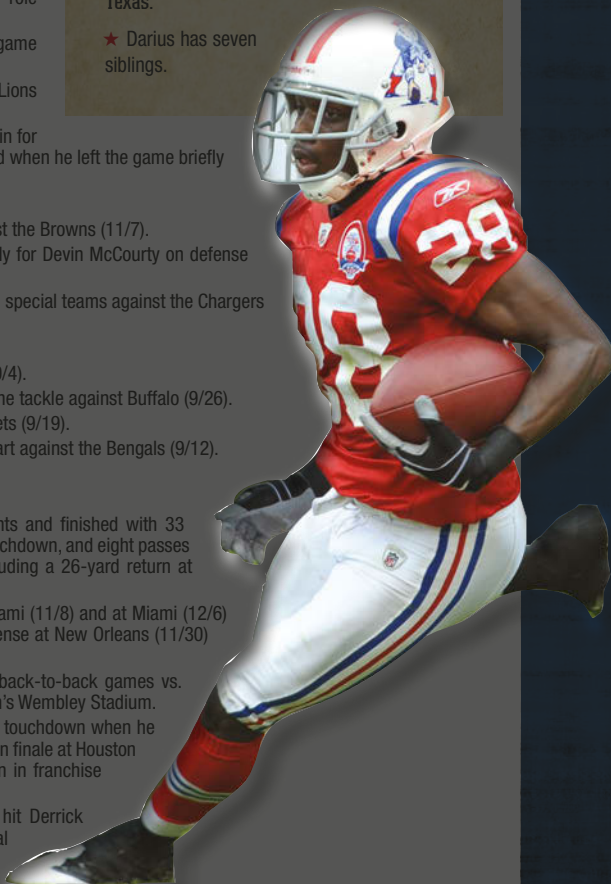
2009 (14/5, 1/0)

- ★ Played in 14 games with five starting assignments and finished with 33 tackles, three interceptions with one returned for a touchdown, and eight passes defaced. Also returned five kicks for 104 yards, including a 26-yard return at Houston (1/3).
- ★ Started at cornerback vs. Tennessee (10/8), vs. Miami (11/8) and at Miami (12/6) and started when the Patriots opened in a nickel defense at New Orleans (11/30) and at Houston (1/3).
- ★ Intercepted the first two passes of his career in back-to-back games vs. Tennessee (10/8) and at Tampa Bay (10/25) in London's Wembley Stadium.
- ★ Registered his first career interception return for a touchdown when he returned a pick 91 yards for score in the regular-season finale at Houston (1/3). It marked the fourth longest interception return in franchise history.
- ★ In the Patriots' 27-21 win vs. Baltimore (10/4), hit Derrick Mason to break up a pass on third-and-four in the final minute of the game, forcing the Ravens into a last-



EXTRA POINTS

- ★ Butler's uncle, Gene Atkins, played in the NFL from 1987-96 with the New Orleans Saints and Miami Dolphins.
- ★ Cousin of Baltimore Ravens running back Willis McGahee, an All-American at Miami in 2002.
- ★ Former NFL standout Deion Sanders sought out Butler during his senior season at UConn to take part in a training camp called "Prime U" to help train for the NFL Combine in Carrollton, Texas.
- ★ Darius has seven siblings.



chance fourth-down try.

★ Scooped up his first career interception in the Patriots 59-0 victory vs. Tennessee (10/8), grabbing a Kerry Collins pass, positioning the Patriots for a touchdown drive in the second quarter.

★ Played in a reserve role in the Patriots post-season game vs. Baltimore (1/10) and finished with three total tackles and returned four kicks for 72 yards, including a 42-yard return in the third quarter.

COLLEGE

★ A two-year team captain who started all of his 45 career games played at cornerback.

★ Earned first-team All-BIG East honors at cornerback during his senior season

★ Tallied 180 career tackles (125 solo).

★ Grabbed 10 career interceptions with 213 return yards and two touchdowns.

★ Returned 35 career kickoffs for 895 yards and one touchdown.

★ As a senior in 2008, played in 10 games and had 40 tackles, including three for a loss.

★ Earned the team's Kendall Madison Award for being a strong team player.

★ Saw his first time on offense as a wide receiver and had nine receptions on the year for 123 yards and one touchdown.

★ Earned the offensive game ball in a win over Louisville as he had three receptions for 40 yards and the first touchdown reception of his career.

★ Had a touchdown run of 13 yards against Virginia.

PERSONAL

★ Darius J. Butler was born on March 18, 1986.

★ One of eight siblings.

★ The first student-athlete to ever sign a national letter of intent from Coral Springs Charter.

★ Listed amongst the top 20 recruits in talent-rich Broward County by the *Miami Herald* despite not playing football until his junior year.

★ Playing quarter-back in an option offense, he both rushed and passed for over 1,000 yards in 2003 while also starting at safety on defense.

★ Uncle, Gene Atkins, played in the NFL from 1987-96 with the New Orleans Saints and Miami Dolphins.

★ Cousin of Baltimore Ravens running back Willis McGahee, an All-American at Miami in 2002.

★ Majored in sociology at Connecticut.

★ ★ ★ ★ ★ DARIUS BUTLER ★ ★ ★ ★ ★

Pos: CB Ht: 5-10 Wt: 190 Year: 2nd Acq: D2c-09 (41st) College: Connecticut Born: 3/18/86

REGULAR SEASON			TACKLES					INTERCEPTIONS					MISCELLANEOUS					KICKOFF RETURNS						
Year	Team	G/S	TT	UT	A	S	Yds	No	Yds	Avg	Lg	TD	PD	FF	FR	Yds	TD	SpT	No	Yds	Avg	Lg	TD	
2009	Patriots	14/5	33	29	4	0.0	0.0	3	91	91.0	91t	1	8	0	0	0	0	0	5	104	20.8	26	0	
2010	Patriots	15/3	28	26	2	0.0	0.0	0	0	0.0	0	0	6	0	1	0	0	0	0	0	0.0	0	0	
Totals-2 years			29/8	61	55	6	0.0	0.0	3	91	91.0	91t	1	14	0	1	0	0	0	5	104	20.8	26	0
POSTSEASON			TACKLES					INTERCEPTIONS					MISCELLANEOUS					KICKOFF RETURNS						
Year	Team	G/S	TT	UT	A	S	Yds	No	Yds	Avg	Lg	TD	PD	FF	FR	Yds	TD	SpT	No	Yds	Avg	Lg	TD	
2009	Patriots	1/0	3	1	2	0.0	0.0	0	0	0.0	0	0	0	0	0	0	0	0	4	72	18.0	42	0	
Totals - 1 year			1/0	3	1	2	0.0	0.0	0	0	0.0	0	0	0	0	0	0	0	0	4	72	18.0	42	0

★ ★ ★ ★ ★ BUTLER'S CAREER GAME-BY-GAME ★ ★ ★ ★ ★

2009	Opponent	P/S	TT	UT	A	S	Yds	Int	Yds	PD	FF	FR	SpT	W/L	Score
09/14	Buffalo	p	1	1	0	-	-	-	1	-	-	-	-	W	25-24
09/20	at N.Y. Jets	p	1	1	0	-	-	-	-	-	-	-	-	L	9-16
09/27	Atlanta						Inactive							W	26-10
10/04	Baltimore	p	1	1	0	-	-	-	1	-	-	-	-	W	27-21
10/11	at Denver	p	1	1	0	-	-	-	-	-	-	-	-	Lot	17-20
10/18	Tennessee	S	-	-	-	-	1	0	1	-	-	-	-	W	59-0
10/25	at Tampa Bay	p	1	1	0	-	-	1	0	1	-	-	-	W	35-7
11/08	Miami	S	4	3	1	-	-	-	-	-	-	-	-	W	27-17
11/15	at Indianapolis	p	7	7	0	-	-	-	-	-	-	-	-	L	34-35
11/22	N.Y. Jets	p	1	1	0	-	-	-	-	-	-	-	-	W	31-14
11/30	at New Orleans	S	2	2	0	-	-	-	-	-	-	-	-	L	17-38
12/06	at Miami	S	8	7	1	-	-	-	-	-	-	-	-	L	21-22
12/13	Carolina	p	2	1	1	-	-	-	-	-	-	-	-	W	20-10
12/20	at Buffalo	p	-	-	-	-	-	-	-	-	-	-	-	W	17-10
12/27	Jacksonville						Inactive							W	35-7
01/03	at Houston	S	4	3	1	-	-	-	1	91	1	-	-	L	27-34
2009 Totals			14/5	33	29	4	0.0	0.0	3	91	8	0	0	10-6	
01/10	Baltimore	p	3	1	2	-	-	-	-	-	-	-	-	L	14-33
2009 Postseason			1/0	3	1	2	0.0	0.0	0	0	0	0	0	0-1	



**Tony
CARTER**

29

HT: 5-9 WT: 175

Born: 5/24/86 GP/GS: 5/1 (0/0)

Exp. (NFL/Patriots): 2/1 Acq: FA-10

College: Florida State Hometown: Jacksonville, Fla.

★ ★ ★ **CORNERBACK** ★ ★ ★

CAREER TRANSACTIONS

Tony Carter was signed to the Patriots active roster on December 18, 2010 ... Originally signed by Denver as a rookie free agent (4/27/09) ... Waived by Denver (9/5/09) ... Signed to the Denver practice squad (9/16/09) ... Signed by Denver to the 53-man roster from the practice squad (9/6/09) ... Waived by Denver (8/30/10) ... Signed to the Patriots practice squad (9/7/10).

SEASONAL REVIEWS

2010 (3/0)

- ★ Made one tackle against the Dolphins (1/2).
- ★ Played on special teams against the Bills (12/26).
- ★ Saw time on punt return units against the Packers in his first game as a Patriot, just one day after being signed to the 53-man roster (12/19).

2009 (2/1 – Denver)

- ★ Spent the first 14 weeks of the 2009 season on the practice squad before being signed to the 53-man roster for the final three games.
- ★ Played in two games with one start and finished with one tackle, one pass defended and one fumble recovery.

- ★ Made his NFL debut vs. Oakland (12/20).

COLLEGE

- ★ Started all 50 career games he played at Florida State and totaled 139 tackles, nine interceptions and 26 passes defended.
- ★ Returned three interceptions and one fumble for touchdowns.
- ★ Became the first player in Florida State history to return a blocked extra point and a blocked field goal for scores in the same game when he accomplished the feat as a sophomore against Clemson.

PERSONAL

- ★ Born on May 24, 1986.
- ★ Attended Mandarin High School in Jacksonville, Fla.
- ★ Father, Tony, sr., played basketball at Florida State.
- ★ Received a bachelor's degree in social science from Florida State.

★ ★ ★ ★ ★ TONY CARTER ★ ★ ★ ★ ★

Pos: CB Ht: 5-9 Wt: 212 Year: 2nd Acq: FA-10 College: Florida State Born: 5/24/86

REGULAR SEASON		TACKLES						INTERCEPTIONS						MISCELLANEOUS				
Year	Team	G/S	TT	UT	A	S	Yds	No	Yds	Avg	Lg	TD	PD	FF	FR	Yds	TD	SpT
2009	Denver	2/1	1	1	0	0	0	0	0	0.0	0	0	1	0	1	0	0	0
2010	Patriots	3/0	1	1	0	0	0	0	0	0.0	0	0	0	0	0	0	0	0
Totals - 2 years		5/1	2	2	0	0	0	0	0	0.0	0	0	1	0	1	0	0	0



**Patrick
CHUNG**

25

HT: 5-11 WT: 212

Born: 8/19/87 Exp. (NFL/Patriots): 2/2

GP/GS (Playoffs): 30/14 (1/0) Acq: D2a-09 (34th)

College: Oregon Hometown: Rancho Cucamonga, Calif.

★ ★ ★ SAFETY ★ ★ ★

CAREER TRANSACTIONS

Patrick Chung was drafted by the New England Patriots in the second round (34th overall) of the 2009 NFL Draft ... Signed by the Patriots (7/27/09).

SEASONAL REVIEWS

2010 (14/13)

★ Finished the season with a career-high three interceptions - one of which he returned for a touchdown - and career-best 89 tackles and nine passes defended.

★ Had one tackle, one pass defended and two special teams tackles against the Dolphins (1/2).

★ Recorded his career-high third interception of the season in the second quarter, which he returned 19 yards to help set up a touchdown for a 24-3 halftime lead. Tallied six tackles, one pass defended and a special teams tackle against Buffalo (12/26).

★ Registered seven tackles against the Packers, including tackling Brandon Jackson for a 3-yard loss in the fourth quarter (12/19). Set up the final sack of the game by wrapping up Donald Driver just short of the first-down marker on third-and-11. Added two special teams tackles.

★ Tallied six tackles, including one for a loss, against the Bears (12/12).

★ Made two tackles in a reserve role against the Jets (12/6).

★ Made seven tackles and registered two passes defended in a start against Detroit (11/25).

★ Recorded five tackles, a pass defended and a special teams tackle against the Colts (11/21).

★ Was dominant in his return to action after missing two games with an injury, leading the team with 10 tackles and one special teams tackle and recording one pass defended against the Steelers (11/14).



EXTRA POINTS

★ Patrick's mother, Sophia George, was a recording artist in Jamaica. Her hit single, 'Girlie, Girlie' - a traditional reggae song, topped the charts in 1985.

★ A native of Jamaica, Chung has a Jamaican flag that he hangs in his locker to remind him of the importance of his family's heritage.

★ Was inactive against the Vikings (10/31) and Browns (11/7) due to injury.

★ Recorded one tackle in a start against the Chargers (10/24).

★

Started his fifth straight game and made eight tackles against Baltimore (10/17).

★ Recorded his first blocked punt and blocked field goal against the Dolphins in Miami (10/4). Blocked a second half punt to give the Patriots a first down at the Miami 15-yard line to set up a 12-yard TD run by BenJarvus Green-Ellis.

It was the first blocked punt by a Patriot since Kelley Washington vs. NY Jets (12/16/07). He also blocked a 53-yard field goal attempt in the fourth quarter that was recovered and returned for a touchdown by Kyle Arrington. It was the first blocked field goal for the Patriots since Richard Seymour had vs. Chicago (11/26/06). The last player to block a punt and a field goal in the same game was Houston's Ramon Walker vs. New England (11/23/03).

★ Chung also picked up his first interception return for a touchdown when he picked off a Chad Henne pass in the fourth quarter and returned it 51 yards for a TD against Miami (10/4). He registered seven tackles and one special teams tackle in the game.





Thomas CLAYTON

22

HT: 5-11 WT: 220

Born: 4/26/84 Exp. (NFL/Patriots): 2/1

GP/GS (Playoffs): 3/0 (0/0) Acq: CW (CLE)-10

College: Kansas State Hometown: Alexandria, VA

★ ★ ★ RUNNING BACK ★ ★ ★

CAREER TRANSACTIONS

Was signed as a free agent by the Patriots on December 2, 2010 ... Originally was a sixth-round draft choice (186th overall) by the San Francisco 49ers in the 2007 NFL Draft ... Signed by the 49ers to the practice squad (9/2/07) ... Waived by the 49ers on (8/30/08) ... Signed by the 49ers to the practice squad on (8/31/08) ... Signed by the 49ers to the 53-man roster (12/14/08) ... Waived by the 49ers on (9/1/09) ... Signed by the Patriots (6/11/10) ... Released by the Patriots (8/6/10) ... Re-signed by the Patriots (8/11/10) ... Released by the Patriots (9/4/10) ... Signed to the Cleveland Browns practice squad (9/14/10) ... Signed by New England to the 53-man roster (9/30/10) ... Was released by the Patriots (10/23/10) ... Acquired from waivers by the Cleveland Browns (10/26/10) ... Released by the Browns (12/1/10).

SEASONAL REVIEWS

2010 (1/0 – Patriots)

- ★ Made his Patriots debut, carrying the ball six times for 17 yards against the Dolphins (1/2).
- ★ Was inactive against the Bills (12/26), Packers (12/19) and Bears (12/12), as well as against the Jets in his first game back as a Patriot (12/6).

2010 (2/0 – Browns)

- ★ Was inactive against Carolina (11/28).
- ★ Played in a reserve role against Jacksonville (11/21).
- ★ Had one rushing attempt for no gain against the Jets (11/14).
- ★ Was inactive against New England (11/7).

2010 (0/0 – Patriots)

- ★ Was inactive against Miami (10/4) and Baltimore (10/7).

2009 (0/0 – San Francisco)

- ★ Spent the season on injured reserve after getting hurt during a preseason game.

2008 (0/0 – San Francisco)

- ★ Spent the first 14 weeks on the season on the practice squad before joining the 53-man roster for the final two games of the season.



EXTRA POINTS

- ★ Clayton was a gym rat from the day he could walk, and started doing light weight lifting when he was 10 years old. With his father in the military, he was taught at young age the importance of exercise.
- ★ He used to work at RFK Stadium in Washington DC from the age of 11-16 as a vendor at football games.

- ★ Was inactive for the final two games of the season.

2007 (0/0 – San Francisco)

- ★ Spent his rookie season on the San Francisco practice squad.

COLLEGE

- ★ Played in 28 career games at Kansas State, recording 232 carries for 1,075 yards with seven touchdowns, including a career-long 80-yarder in 2005.
- ★ As a senior in 2006, was Kansas State's third-leading rusher with 322 yards for 80.5 yards per game.
- ★ Led the team with 637 rushing yards on 137 attempts and recorded four touchdowns as a junior.
- ★ Appeared in four games as a true freshman at Florida State. (Clayton transferred to Kansas State following his freshman year.)

PERSONAL

- ★ Born on April 26, 1984 in Alexandria, Va.
- ★ Was a Super Prep All-American at Mt. Vernon (Alexandria, Va.) High School.
- ★ Named *USA Today* All-USA second-team as he rushed for over 2,000 yards as a senior and scored 26 touchdowns, leading Mount Vernon to a 3A Division 5 title.
- ★ Majored in social sciences.

★ ★ ★ ★ ★ THOMAS CLAYTON ★ ★ ★ ★ ★

Pos: RB Ht: 5-11 Wt: 220 lbs Year: 2nd Acq: CW (CLE)-10 College: Kansas State Born: 4/26/84

REGULAR SEASON			RUSHING					RECEIVING					KICK RETURNS					PUNT RETURNS					
Year	Team	G/S	No	Yds	Avg	Lg	TD	No	Yds	Avg	Lg	TD	No	Yds	Avg	Lg	TD	No	FC	Yds	Avg	Lg	TD
2010	Browns	2/0	1	0	0.0	0	0	0	0	0.0	0	0	0	0	0.0	0	0	0	0	0.0	0	0	0
2010	Patriots	1/0	6	17	2.8	5	0	0	0	0.0	0	0	0	0	0.0	0	0	0	0	0.0	0	0	0
Totals - 1 year		3/0	7	17	2.4	5	0	0	0	0.0	0	0	0	0	0.0	0	0	0	0	0.0	0	0	0





Landon COHEN

HT: 6-3 WT: 300

Born: 8/3/86 Exp. (NFL/Patriots): 3/1

GP/GS (Playoffs): 24/5 (0/0) Acq: FA-10

College: Ohio Hometown: Spartanburg, S.C.

66

★ ★ ★ **DEFENSIVE LINE** ★ ★ ★

CAREER TRANSACTIONS

Landon Cohen was signed by the Patriots as a free agent on December 22, 2010 ... Originally drafted by the Detroit Lions in the seventh round of the 2008 draft (216th overall) ... Waived by Detroit (09/04/10) ... Claimed off waivers by Jacksonville (09/05/10) ... Waived by Jacksonville (11/09/10).

SEASONAL REVIEWS

2010 (2/1 – New England)

- ★ Made one tackle in a reserve role against Miami (1/2).
- ★ Made his Patriots debut in a start at nose tackle against the Buffalo Bills, finishing the game with three tackles (12/26).

2010 (2/0 – Jacksonville)

- ★ Went to training camp with Detroit but was waived on Sept. 4.
- ★ Claimed off waivers by Jacksonville on Sept. 5.
- ★ Played in two games with the Jaguars and finished with two total tackles.
- ★ Saw action at San Diego (9/19) and at Kansas City (10/24).

2009 (14/4 – Detroit)

- ★ Played in 14 games with four starts and finished the season with 21 tackles.
- ★ Made his first career start at Chicago (10/4).
- ★ Made a career-best five solo tackles at Baltimore (12/13).

2008 (6/0 – Detroit)

- ★ Was designated inactive for the first nine games of the season before playing in six of the final seven games.
- ★ Contributed as a reserve on defense and on special teams.
- ★ Finished with four solo tackles.

COLLEGE

- ★ Closed out his four-year career amassing 144 career tackles with 39.5 tackles for a loss.
- ★ Started in 12 games as a senior in 2007 and finished with a career-high 59 tackles in addition to 1.5 sacks, a forced fumble and two fumble recoveries.
- ★ Started in all 14 games in 2006, including the MAC Championship game and the GMAC Bowl and recorded 40 total tackles.
- ★ Played in all 12 games as a true freshman in 2004.
- ★ Graduated with a degree in criminology.

PERSONAL

- ★ Earned all-state, all-area and all-region honors at Spartanburg (S.C.) High school.
- ★ Also a four-year letter winner in track.
- ★ Grew up a fan of the Carolina Panthers with his favorite player being RB Stephen Davis, who graduated from the same high school as Cohen.

★ ★ ★ ★ ★ Landon COHEN ★ ★ ★ ★ ★																
Pos: DL Ht: 6-3 Wt: 300 Year: 3rd Acq: FA-10 College: Ohio Born: 8/3/86																
REGULAR SEASON		TACKLES						INTERCEPTIONS					MISCELLANEOUS			
Year	Team	G/S	TT	UT	A	S	Yds	No	Yds	Avg	Lg	TD	PD	FF	FR	Yds
2008	Detroit	6/0	4	2	2	0	0	0	0	0.0	0	0	0	0	0	0
2009	Detroit	14/4	21	14	7	0	0	0	0	0.0	0	0	0	0	0	0
2010	Jacksonville	2/0	2	1	1	0	0	0	0	0.0	0	0	0	0	0	0
2010	Patriots	2/1	4	3	1	0	0	0	0	0.0	0	0	0	0	0	0
Total - 4 years		24/5	31	20	11	0	0	0	0	0.0	0	0	0	0	0	0





Dan
CONNOLLY

HT: 6-4 WT: 313
Born: 9/2/82 Exp. (NFL/Patriots): 5/2
GP/GS (Playoffs): 33/17 (0/0) Acq: FA-07
College: Southeast Missouri State Hometown: St. Louis, Mo.

★ ★ ★ OFFENSIVE LINE ★ ★ ★

CAREER TRANSACTIONS

Dan Connolly originally joined the Patriots as a practice squad player on Sept. 12, 2007 ... Originally signed by the Jacksonville Jaguars as a rookie free agent prior to the 2005 season ... Placed on injured reserve with a finger injury (9/4/06) ... Released by the Jaguars (9/1/07) ... Signed to the Patriots' active roster (2/5/08) ... Released by the Patriots (10/20/08) ... Signed to the Patriots practice squad (10/22/08) ... Signed to the Patriots' active roster (12/14/08).

SEASONAL REVIEWS

2010 (14/13)


- ★ Was inactive against the Bills (12/26) and Dolphins (1/2) due to injury.
- ★ Won the AFC Special Teams Player of the Week award after he recorded the longest kickoff return by an offensive lineman in NFL history, returning a second-quarter kickoff 71 yards to the 4-yard line against the Packers. The return set up a 2-yard TD pass from Tom Brady to Aaron Hernandez to cut the Packers' lead to 17-14 (12/19).
- ★ Started at right guard in place of the injured Stephen Neal against the Steelers (11/14), Colts (11/21), Lions (11/25), Jets (12/6), Bears (12/12) and Packers (12/19).
- ★ Helped the Patriots become the first team in 2010 to record over 100 rushing yards (103) against a stingy Steelers defense, including a 17-yard rush by BenJarvus Green-Ellis that was the second-longest run by any player against the Steelers in 2010. Also helped power Tom Brady to 350 passing yards (11/14).
- ★ Saw time at left and right guard, as well as full back in some goal line situations against the Browns (11/7). Also returned two kickoffs for 19 yards.
- ★ Was part of an offensive line that helped BenJarvus Green-Ellis to a career-high 112 rushing yards and two touchdowns against the Vikings (10/31).
- ★ Started at left guard in the first seven games of the season and saw time at full back in some goal-line situations.

2009 (14/4, 0/0)

- ★ Played in a career-high 14 games with four starting assignments at right guard in place of an injured Stephen Neal.
- ★ Made his first NFL start, playing at right guard in place of the injured Neal in the Patriots' 31-14 victory over the New York Jets (11/22).
- ★ Was inactive for the first two games of the season before making his 2009 debut vs. Atlanta (9/27) on special teams.
- ★ Saw action at center, right guard, and as an eligible receiver as a third tight end throughout the season.
- ★ Was inactive for the postseason game vs. Baltimore (1/10) due to an injury suffered in the season-finale at Houston (1/3).

2008 (1/0)

- ★ Appeared in one game, making his Patriots debut while



EXTRA POINTS

★ Dan's brother, Patrick, is the former Chef de Cuisine at Radius, a French restaurant in Boston. Patrick was the winner of the prestigious James Beard Foundation Award for Best Chef in the Northeast region for 2008. He is now the head chef at Bobo in the West Village in New York City.

playing on special teams blocking units in the season finale at Buffalo (12/28).

- ★ Listed as a gameday inactive for the season's first five games.
- ★ Released by the Patriots on Oct. 20 and signed to the Patriots practice squad on Oct. 22.
- ★ Spent seven weeks on the Patriots practice squad from Oct. 22 to Dec. 13.
- ★ Re-signed to the active roster on Dec. 13.
- ★ Listed as a game day inactive at Oakland (12/14) and against Arizona (12/21).

2007 (0/0)

- ★ Was signed to the Patriots practice squad on Sept. 12 and spent the remainder of the season on the practice squad.
- ★ Released by Jacksonville following the 2007 preseason (9/1).

2006 (0/0 – Jacksonville)

- ★ Placed on the reserve/injured list on Sept. 4 and missed the entire 2006 regular season.

2005 (4/0 – Jacksonville)

- ★ Played in four games for the Jaguars as a rookie, seeing action on special teams.
- ★ Was one of two undrafted Jaguars rookies to make the team (Derrick Wimbush) and was one of just 15 players in team history to make the team as an undrafted rookie.
- ★ Made his NFL debut on Dec. 11 against Indianapolis.
- ★ Was active for the final four games of the regular season and for a wild card playoff game at New England on Jan. 7.

COLLEGE

- ★ Was a four-year starting offensive tackle at Southeast Missouri State.
- ★ All-conference selection for four consecutive seasons.
- ★ Finished career with 46 consecutive starts.
- ★ Started at offensive tackle in all 11 games as a senior.
- ★ Earned first-team all-conference.

- ★ Started at offensive tackle all season as a junior and earned second-team all-conference after allowing only one sack.
- ★ As a sophomore, started at offensive tackle all season.
- ★ Earned second-team all-conference after not allowing any sacks.

PERSONAL

- ★ Daniel Paul Connolly was born the son of John and Mary Beth Connolly on Sept. 2, 1982.
- ★ Was a three-time all-district and all-conference at Marquette High in Chesterfield, Mo.
- ★ First member of the 1,000-pound weight lifting club.
- ★ Actively supports his teammates' community efforts.
- ★ Majored in general studies.
- ★ Dan and his wife Lori have a daughter, Caroline.



Alge
CRUMPLER

HT: 6-2 WT: 275
Born: 12/23/77 Exp. (NFL/Patriots): 10/1
GP/GS (Playoffs): 155/132 (5/5) Acq: UFA(TEN)-10
College: North Carolina Hometown: Wilmington, N.C.
PRO BOWLS

★ ★ ★ TIGHT END ★ ★ ★

03 04 05 06

CAREER TRANSACTIONS

Alge Crumpler was signed as an unrestricted free agent by the New England Patriots on March 24, 2010 ... Originally drafted by the Atlanta Falcons in the second round (35th overall) of the 2001 NFL Draft ... Released by the Falcons on 2/5/08 ... Signed by the Tennessee Titans as an unrestricted free agent on 3/3/08.


CAREER HIGHLIGHTS

- ★ Crumpler joined the Patriots in 2010 as a veteran of nine NFL seasons with the Atlanta Falcons (2001-07) and Tennessee Titans (2008-09), and has played in 139 career games with 122 starts and has recorded 367 receptions for 4,691 yards and 37 touchdowns.
- ★ A four-time Pro Bowler, Crumpler ranks second among all active NFL tight ends in average yards per reception with a 12.8 average.
- ★ Crumpler hauled in a career-best eight touchdowns with the Falcons in 2006, making 56 receptions for 780 yards while earning his fourth trip to the Pro Bowl.
- ★ In 2005, Crumpler registered career highs with 65 receptions and 877 receiving yards and was named to the NFC Pro Bowl squad.
- ★ Earned his second Pro Bowl nod in 2004, starting in all 14 games he played in and recorded 48 receptions for 774 yards with a then career-high six touchdowns.
- ★ Made his first Pro Bowl while starting in all 16 games at tight end and finished with the most catches (44) and yards (552) for a Falcons tight end since 1980, while also grabbing three touchdown receptions.

SEASONAL REVIEWS

2010 (16/10)

- ★ Named a 2010 co-captain in his first year on the team.
- ★ Caught his second touchdown pass in as many games on a 10-yard toss from Tom Brady in the third quarter against the Dolphins (1/2).
- ★ Scored his first touchdown as a Patriot on a four-yard pass from Tom Brady in the second quarter against the Bills (12/26).
- ★ Caught one three-yard pass in a start against the Packers (12/19). Returned two kickoffs for a total of six yards.
- ★ Played in a reserve role against the Jets (12/6) and Bears (12/12).



EXTRA POINTS

- ★ Crumpler comes from a football family. His father, Carlester Crumpler Sr., played at East Carolina and spent several training camps with the Buffalo Bills. His older brother, Carlester Jr., was an All-American selection at East Carolina and played for the Seattle Seahawks (1994-99) and the Minnesota Vikings (1999).
- ★ Crumpler was given the first name Algeon after his father's favorite book "Flowers for Algeon."

- ★ Caught one pass against the Lions, a season-long 27-yard reception from Tom Brady (11/25).
- ★ Started at tight end against the Colts and returned one kickoff for no gain (11/21).
- ★ Caught one four-yard pass and returned one kickoff seven yards in a start against the Steelers (11/14).
- ★ Started at tight end and returned one kickoff five yards against the Browns (11/7).
- ★ Made his third start of the season against the Vikings (10/31).
- ★ Saw time at tight end in a reserve role against the Chargers (10/25).
- ★ Made his first catch as a Patriot - a four-yard pass from Tom Brady in the overtime, part of the Patriots game-winning scoring drive against the Ravens (10/17).
- ★ Started at tight end against the Jets (9/19) and Dolphins (10/4).
- ★ Saw time at tight end in a reserve role against the Bengals (9/12) and Bills (9/26).

2009 (16/14 - Tennessee)

- ★ Played in 16 games with 14 starts at tight end and caught 27 passes for 222 yards and one touchdown.
- ★ Grabbed a season-high four receptions for 44 yards vs. Houston (9/20).

- ★ Started at tight end and tied for the team lead with four receptions for 41 yards at the N.Y. Jets (9/27).
- ★ Started at tight end and tied for the team lead with four receptions for 41 yards in addition to hauling in a fourth-quarter touchdown on fourth and goal in the Titans' win vs. St. Louis (12/13).

2008 (15/15, 1/1 – Tennessee)

- ★ In his first season with the Titans, started all 15 games in which he appeared and grabbed 24 receptions for 257 receiving yards and a touchdown.
- ★ At Baltimore (10/5), grabbed two receptions for 15 yards, including the game-winning touchdown in the Titans' comeback victory over the Ravens.
- ★ Snared two receptions for a season-high 38 yards at Kansas City (10/19).
- ★ Against Indianapolis (10/27), snared a season-best four receptions for 35 yards.
- ★ At Chicago (11/9), registered three receptions for 35 yards in the Titans' road win.
- ★ Against Pittsburgh (12/21), snared three catches for 30 yards in the Titans' 31-14 victory.

2007 (14/10 – Atlanta)

- ★ Saw action in 14 games with 10 starts and collected 42 receptions for 444 yards (10.6 avg.) while scoring five touchdowns.
- ★ At Carolina (11/11), hauled in two catches for 39 yards, including the game-winning 30-yard touchdown reception with 20 seconds remaining in the game.
- ★ At St. Louis (12/2), registered season highs in receptions (seven) and receiving yards (65) and became the Falcons all-time receiving leader at tight end with his 306th career reception.

2006 (16/16 – Atlanta)

- ★ Started all 16 games at tight end for the second consecutive season and led the team with 780 receiving yards, 56 catches and a career-high eight touchdowns.
- ★ Was named to his fourth consecutive Pro Bowl.
- ★ His eight touchdowns and 13 catches of 20 or more yards ranked second among NFL tight ends.
- ★ Against Pittsburgh (10/22), earned NFC Offensive Player of the Week honors after posting a career-high three touchdown catches, in addition to 117 receiving yards on six receptions.

2005 (16/16 – Atlanta)

- ★ Started all 16 games at tight end, leading the team with a career-high 65 receptions for a career-high 877 yards and five touchdowns as he was named to his third consecutive Pro Bowl.
- ★ Ranked second among NFL tight ends with 15 catches of 20 or more yards and 13.5 average yards per catch, while also ranking fourth in receiving yards (877) and tied for second in receptions (65).
- ★ At Detroit (11/24), registered 104 receiving yards and tied career-highs with seven receptions and two touchdown catches.

2004 (14/14, 2/2 – Atlanta)

- ★ Started all 14 games he played in and recorded 48 receptions for 774 yards and a then career-high six touchdowns, earning his second Pro Bowl nod.
- ★ Led or tied for the team lead in receiving nine times and

★ CRUMPLER'S HONORS & AWARDS ★

- 2003**
NFC Pro Bowl
Pro Football Weekly's first team all-conference
- 2004**
NFC Pro Bowl
NFC Player of the Week (12)
- 2005**
NFC Pro Bowl
- 2006**
NFC Pro Bowl
NFC Player of the Week (7)

★ CRUMPLER'S SINGLE-GAME CAREER HIGHS ★

Regular Season

Receptions:	7	Three times, most recent at St. Louis (12/02/07)
Yards:	118	vs. Tampa Bay (11/14/04)
Long:	63	at Carolina (09/28/03)
Touchdowns:	3	vs. Pittsburgh (10/22/06)

caught at least one pass in every game played.

- ★ Had 17 catches of 20 or more yards to place him second among NFL tight ends, while finishing eighth in receptions (48), sixth in yards receiving (774), first in average yardage per catch (16.1) and tied for fifth in touchdowns (6).
- ★ Against Tampa Bay (11/14), set a career-high with 118 receiving yards on four receptions, which was the first 100-yard receiving game of his career.
- ★ Against New Orleans (11/28), totaled four receptions for 103 yards, including the game-winner from 20 yards out and was named NFC Offensive Player of the Week for the first time in his career for his efforts.
- ★ Against St. Louis (1/15) in the NFC Divisional Playoff Game, had two catches for 22 yards and a touchdown.

2003 (16/16 – Atlanta)

- ★ Started all 16 games at tight end for the first time in his career and finished with the most catches (44) and yards (552) for a Falcons tight end since 1980, while also grabbing three touchdown receptions.
- ★ Helped the Falcons' rushing attack to their fourth-highest per-carry average in franchise history (4.48).
- ★ At Carolina (9/28), hauled in three receptions for 76 yards, including a career-long 63-yard catch.

2002 (16/9, 2/2 – Atlanta)

- ★ Played in 16 games with nine starts and totaled 36 receptions for 455 yards with five touchdowns.
- ★ Caught at least one pass in 15 games and tallied three or more receptions in a game on six occasions.
- ★ At Philadelphia in the NFC Divisional Playoff Game (1/11), tallied four receptions for 62 yards.

2001 (16/12 – Atlanta)

- ★ Started 12 of 16 games at tight end, recording 25 receptions for 330 yards (13.2 avg.) and three touchdowns with a long reception of 57 yards.
- ★ Against Carolina (9/23), made first start of his career and caught two passes for 13 yards.
- ★ At New Orleans (10/21), scored the first touchdown of his

career on a 57-yard reception and finished with a team-high five receptions for 78 yards.

COLLEGE

★ At North Carolina, played in 44 career games with 32 starts and snared 68 receptions for 760 yards and five touchdowns.

★ Was named All-ACC first-team during his last three seasons at North Carolina.

★ As a senior, was one of three finalists for the John Mackey Award, which is given to the top tight end in college football, after catching 23 passes for 287 yards with one touchdown and adding 45 knockdown blocks.

★ Hauled in 20 passes for 191 yards with 45 knockdowns as a junior.

★ During his sophomore campaign, caught a career-high 24 passes for 278 yards with four scores.

★ Named co-recipient of the Tar Heels' Most Outstanding

Special Teams Player award after registering nine tackles and two fumble recoveries on special teams as a freshman

PERSONAL

★ Algernon Darius Crumpler was born on Dec. 23, 1977 in Greenville, N.C.

★ All-Mideast AAAA Conference choice as a linebacker and tight end at New Hanover (Wilmington, N.C.) High School, playing every position on the field except quarterback and guard during his three-year prep-career.

★ Three-time state champion in the discus and title holder in the shot put for the school's track team in 1996.

★ List of favorites: (movie) "The Negotiator;" (TV show) "SportsCenter;" (actor) Samuel L. Jackson; (actress) Halle Berry; (vacation getaway) Bahamas; (hobby) playing golf; (candy) Snickers; and (food) grilled salmon.

★ Married to wife, Jenn, and has three daughters, Kendal, Ava and Campbell.

★ Majored in communications at North Carolina.

★ ★ ★ ★ ★ ALGE CRUMPLER ★ ★ ★ ★ ★

Pos: TE		Ht: 6-2	Wt: 275 lbs		Year: 10th		Acq: UFA(TEN)-10		College: North Carolina		Born: 12/23/77												
REGULAR SEASON			RECEIVING					RUSHING					KICK RETURNS					PUNT RETURNS					
Year	Team	G/S	No	Yds	Avg	Lg	TD	No	Yds	Avg	Lg	TD	No	Yds	Avg	Lg	TD	No	FC	Yds	Avg	Lg	TD
2001	Falcons	16/12	25	330	13.2	57	3	0	0	0.0	0	0	3	32	10.7	14	0	0	0	0	0.0	0	0
2002	Falcons	16/9	36	455	12.6	33	5	0	0	0.0	0	0	1	9	9.0	9	0	0	0	0	0.0	0	0
2003	Falcons	16/16	44	552	12.5	63	3	0	0	0.0	0	0	0	0	0.0	0	0	0	0	0	0.0	0	0
2004	Falcons	14/14	48	774	16.1	49	6	0	0	0.0	0	0	0	0	0.0	0	0	0	0	0	0.0	0	0
2005	Falcons	16/16	65	877	13.5	48	5	0	0	0.0	0	0	0	0	0.0	0	0	0	0	0	0.0	0	0
2006	Falcons	16/16	56	780	13.9	46	8	0	0	0.0	0	0	0	0	0.0	0	0	0	0	0	0.0	0	0
2007	Falcons	14/10	42	444	10.6	55	5	0	0	0.0	0	0	0	0	0.0	0	0	0	0	0	0.0	0	0
2008	Titans	15/15	24	257	10.7	28	1	0	0	0.0	0	0	0	0	0.0	0	0	0	0	0	0.0	0	0
2009	Titans	16/14	27	222	8.2	27	1	0	0	0.0	0	0	3	20	6.7	15	0	0	0	0	0.0	0	0
2010	Patriots	16/10	6	52	8.7	27	2	0	0	0.0	0	0	4	11	2.8	5	0	0	0	0	0.0	0	0
Totals-10 years		155/132	373	4,743	12.7	63	39	0	0	0.0	0	0	11	72	6.6	15	0	0	0	0	0.0	0	0
POSTSEASON			RECEIVING					RUSHING					KICK RETURNS					PUNT RETURNS					
Year	Team	G/S	No	Yds	Avg	Lg	TD	No	Yds	Avg	Lg	TD	No	Yds	Avg	Lg	TD	No	FC	Yds	Avg	Lg	TD
2002	Atlanta	2/2	5	71	14.2	25	0	0	0	0.0	0	0	0	0	0.0	0	0	0	0	0	0.0	0	0
2004	Atlanta	2/2	6	71	11.8	31	1	0	0	0.0	0	0	0	0	0.0	0	0	0	0	0	0.0	0	0
2008	Titans	1/1	2	9	4.5	7	0	0	0	0.0	0	0	0	0	0.0	0	0	0	0	0	0.0	0	0
Totals - 3 years		7/4	20	260	13.0	37	2	1	22	22.0	22	0	0	0	0.0	0	0	0	0	0	0.0	0	0

★ ★ ★ ★ ★ CRUMPLER'S CAREER GAME-BY-GAME ★ ★ ★ ★ ★

2001	Opponent	P/S	Rec	Yds	Avg	Lg	TD	W/L
09/09	at San Francisco	p	0	0	0.0	0	0	L
09/23	Carolina	S	2	13	6.5	9	0	W
09/30	at Arizona	S	0	0	0.0	0	0	W
10/07	Chicago	S	2	46	23.0	30	0	L
10/14	San Francisco	S	2	58	29.0	47	0	L
10/21	at New Orleans	p	5	78	15.6	57	1	W
11/04	New England	S	2	20	10.0	13	0	L
11/11	Dallas	S	1	9	9.0	9	1	W
11/18	at Green Bay	S	2	10	5.0	6	0	W
11/25	at Carolina	S	2	9	4.5	6	0	W
12/02	St. Louis	S	3	11	3.7	6	0	L
12/09	New Orleans	p	0	0	0.0	0	0	L
12/16	at Indianapolis	S	1	15	15.0	15	0	L
12/23	Buffalo	S	2	54	27.0	49	1	W
12/30	at Miami	p	0	0	0.0	0	0	L
01/06	at St. Louis	S	1	7	7.0	7	0	L
2001 Totals		16/12	25	330	13.2	57	3	7-9
2002	Opponent	P/S	Rec	Yds	Avg	Lg	TD	W/L
09/08	at Green Bay	p	2	14	7.0	12	1	L
09/15	Chicago	S	3	28	9.3	12	0	L
09/22	Cincinnati	S	1	15	15.0	15	0	W
10/06	Tampa Bay	S	1	9	9.0	9	0	L
10/13	at N.Y. Giants	p	2	39	19.5	30	0	W
10/20	Carolina	P	2	36	18.0	22	0	W
10/27	at New Orleans	p	4	62	15.5	33	0	W
11/03	Baltimore	S	1	11	11.0	11	0	W
11/10	at Pittsburgh	S	2	25	12.5	21	0	T
11/17	New Orleans	S	3	21	7.0	17	1	W
11/24	at Carolina	p	3	25	8.3	16	1	W
12/01	at Minnesota	S	3	36	12.0	16	0	W
12/08	at Tampa Bay	S	2	25	12.5	20	1	L
12/15	Seattle	p	5	75	15.0	20	1	L
12/22	Detroit	p	0	0	0.0	0	0	W
12/29	at Cleveland	S	2	34	17.0	18	0	L
2002 Totals		16/9	36	455	12.6	33	5	9-6-1
01/04	at Green Bay	S	1	9	9.0	9	0	W
01/11	at Philadelphia	S	4	62	15.5	25	0	L
2002 Postseason		2/2	5	71	14.2	25	0	1-1
2003	Opponent	P/S	Rec	Yds	Avg	Lg	TD	W/L
09/07	at Dallas	S	5	94	18.8	41	1	W
09/14	Washington	S	4	54	13.5	28	1	L
09/21	Tampa Bay	S	3	31	10.3	21	0	L
09/28	at Carolina	S	3	76	25.3	63	0	L
10/05	Minnesota	S	4	31	7.8	12	0	L
10/13	at St. Louis	S	2	30	15.0	24	0	L
10/19	New Orleans	S	2	37	18.5	31	0	L
11/02	Philadelphia	S	1	10	10.0	10	0	L

★ ★ ★ ★ ★ CRUMPLER'S CAREER GAME-BY-GAME (CONT.) ★ ★ ★ ★ ★

11/09	at	N.Y. Giants	S	2	21	10.5	11	0	W
11/16	at	New Orleans	S	1	10	10.0	10	0	L
11/23		Tennessee	S	2	18	9.0	12	0	L
11/30	at	Houston	S	4	48	12.0	24	0	L
12/07		Carolina	S	5	57	11.4	19	0	W
12/14	at	Indianapolis	S	2	2	1.0	2	0	L
12/20	at	Tampa Bay	S	1	6	6.0	6	1	W
12/28		Jacksonville	S	3	27	9.0	10	0	W
2003 Totals				16/16	44	552	12.5	63	3 5-11

2004	Opponent	P/S	Rec	Yds	Avg	Lg	TD	W/L
09/12	at	San Francisco	S	6	82	13.7	22	1 W
09/19		St. Louis	S	3	49	16.3	33	0 W
09/26		Arizona	S	2	34	17.0	22	0 W
10/03	at	Carolina	S	5	85	17.0	29	0 W
10/10		Detroit	S	1	24	24.0	24	0 L
10/17		San Diego	S	4	54	13.5	20	1 W
10/24	at	Kansas City	S	3	27	9.0	14	0 L
10/31	at	Denver	S	7	86	12.3	27	0 W
11/14		Tampa Bay	S	4	118	29.5	49	1 W
11/21	at	N.Y. Giants	S	4	47	11.8	21	2 W
11/28		New Orleans	S	4	103	25.8	32	1 W
12/05	at	Tampa Bay	S	1	5	5.0	5	0 L
12/12		Oakland	S	1	22	22.0	22	0 W
12/18		Carolina	S	3	38	12.7	17	0 W
12/26	at	New Orleans	Inactive					L
01/02	at	Seattle	Inactive					L
2004 Totals				14/14	48	774	16.1	49 6 11-5

01/15		St. Louis	S	2	22	11.0	18	1 W
01/23	at	Philadelphia	S	4	49	12.3	31	0 L
2004 Postseason				2/2	6	71	11.8	31 1 1-1

2005	Opponent	P/S	Rec	Yds	Avg	Lg	TD	W/L
09/12		Philadelphia	S	4	54	13.5	24	0 W
09/18	at	Seattle	S	3	53	17.7	30	0 L
09/25	at	Buffalo	S	3	35	11.7	21	0 W
10/02		Minnesota	S	3	16	5.3	13	1 W
10/09		New England	S	6	99	16.5	28	1 L
10/16	at	New Orleans	S	4	52	13.0	21	0 W
10/24		N.Y. Jets	S	4	66	16.5	28	1 W
11/06	at	Miami	S	6	65	10.8	19	0 W
11/13		Green Bay	S	5	40	8.0	13	0 L
11/20		Tampa Bay	S	5	49	9.8	20	1 L
11/24	at	Detroit	S	7	104	14.9	32	2 W
12/04	at	Carolina	S	3	52	17.3	32	0 L
12/12		New Orleans	S	3	94	31.3	48	0 W
12/18	at	Chicago	S	2	14	7.0	11	0 L
12/24	at	Tampa Bay	S	4	63	15.8	27	0 L
01/01		Carolina	S	3	21	7.0	11	0 L
2005 Totals				16/16	65	877	13.5	48 5 8-8

2006	Opponent	P/S	Rec	Yds	Avg	Lg	TD	W/L
09/10	at	Carolina	S	3	27	9.0	16	1 W
09/17		Tampa Bay	S	1	22	22.0	22	0 W
09/25	at	New Orleans	S	5	49	9.8	17	0 L
10/01		Arizona	S	2	30	15.0	30	0 W
10/15		N.Y. Giants	S	5	66	13.2	24	0 L
10/22		Pittsburgh	S	6	117	19.5	31	3 W
10/29	at	Cincinnati	S	4	72	18.0	22	1 W
11/05	at	Detroit	S	4	47	11.8	19	1 L
11/12		Cleveland	S	4	37	9.3	14	0 L
11/19	at	Baltimore	S	2	16	8.0	9	0 L
11/26		New Orleans	S	1	43	43.0	43	0 L
12/03	at	Washington	S	2	62	31.0	46	1 W
12/10	at	Tampa Bay	S	3	30	10.0	13	0 W
12/16		Dallas	S	5	59	11.8	26	0 L
12/24		Carolina	S	3	39	13.0	19	0 L
12/31	at	Philadelphia	S	6	64	10.7	22	1 L
2006 Totals				16/16	56	780	13.9	46 8 7-9

2007	Opponent	P/S	Rec	Yds	Avg	Lg	TD	W/L
09/09	at	Minnesota	S	4	40	10.0	14	0 L
09/16	at	Jacksonville	S	3	53	17.7	35	0 L
09/23		Carolina	S	6	63	10.5	21	1 L
09/30		Houston	p	3	34	11.3	14	0 W
10/07	at	Tennessee	S	2	4	2.0	6	0 L
10/15		N.Y. Giants	S	1	9	9.0	9	0 L
10/21	at	New Orleans	Inactive					L
11/04		San Francisco	Inactive					W
11/11	at	Carolina	p	2	39	19.5	30	1 W
11/18		Tampa Bay	p	3	28	9.3	12	0 L
11/22		Indianapolis	p	3	14	4.7	6	0 L
12/02	at	St. Louis	S	7	65	9.3	21	0 L
12/10		New Orleans	S	3	16	5.3	7	0 L
12/16	at	Tampa Bay	S	0	0	0.0	0	0 L
12/23	at	Arizona	S	2	12	6.0	7	1 L
12/30		Seattle	S	3	67	22.3	55	2 W
2007 Totals				14/10	42	444	10.6	55 5 4-12

2008	Opponent	P/S	Rec	Yds	Avg	Lg	TD	W/L
09/07		Jacksonville	S	1	4	4.0	4	0 W
09/14	at	Cincinnati	S	2	16	8.0	9	0 W
09/21		Houston	S	2	26	13.0	14	0 W
09/28		Minnesota	S	0	0	0.0	0	0 W
10/05	at	Baltimore	S	2	15	7.5	11	1 W
10/19	at	Kansas City	S	2	38	19.0	28	0 W
10/27		Indianapolis	S	4	35	8.8	11	0 W
11/02		Green Bay	S	0	0	0.0	0	0 W
11/09	at	Chicago	S	3	35	11.7	20	0 W
11/16	at	Jacksonville	S	1	8	8.0	8	0 W
11/23		N.Y. Jets	S	1	8	8.0	8	0 L
11/27	at	Detroit	S	2	22	11.0	11	0 W
12/07		Cleveland	S	1	20	20.0	20	0 W
12/14	at	Houston	S	0	0	0.0	0	0 L
12/21		Pittsburgh	S	3	30	10.0	11	0 W
12/28	at	Indianapolis	Inactive					L
2008 Totals				15/15	24	257	10.7	28 1 13-3

01/10		Baltimore	S	2	9	4.5	7	0 L
2008 Postseason				1/1	2	9	4.5	7 0 0-1

2009	Opponent	P/S	Rec	Yds	Avg	Lg	TD	W/L
09/10	at	Pittsburgh	S	2	5	2.5	3	0 L
09/20		Houston	S	4	44	11.0	16	0 L
09/27	at	N.Y. Jets	S	4	41	10.3	27	0 L
10/04	at	Jacksonville	S	3	23	7.7	9	0 L
10/11		Indianapolis	p	3	14	4.7	5	0 L
10/18	at	New England	S	0	0	0.0	0	0 L
11/01		Jacksonville	S	2	14	7.0	7	0 W
11/08	at	San Francisco	S	0	0	0.0	0	0 W
11/15		Buffalo	S	0	0	0.0	0	0 W
11/23	at	Houston	S	2	18	9.0	11	0 W
11/29		Arizona	S	1	8	8.0	8	0 W
12/06	at	Indianapolis	p	2	14	7.0	9	0 L
12/13		St. Louis	S	4	41	10.3	20	1 W
12/20		Miami	S	0	0	0.0	0	0 W
12/25		San Diego	S	0	0	0.0	0	0 L
01/03	at	Seattle	S	0	0	0.0	0	0 W
2009 Totals				16/14	27	222	8.2	27 1 8-8



Julian EDELMAN

11

HT: 5-10 WT: 198

Born: 5/22/86 Exp. (NFL/Patriots): 2/2

GP/GS (Playoffs): 26/10 (1/1) Acq: D7a-09 (232nd)

College: Kent State Hometown: Redwood City, Calif.

★ ★ ★ WIDE RECEIVER ★ ★ ★

CAREER TRANSACTIONS

Julian Edelman was drafted by the New England Patriots in the seventh round (232nd overall) of the 2009 NFL Draft ... (7/23/09).

SEASONAL REVIEWS

2010 (15/3)

- ★ Finished the season with 21 punt returns for 321 yards and set a franchise record for the highest punt return average in a single-season with a 15.3-yard average, which led the AFC and finished second in the NFL behind Chicago's Devin Hester (17.1-yard return average).
- ★ Set a franchise record with a 94-yard punt return for a touchdown. Recorded a career high 40-yard reception from Tom Brady in the first quarter against the Dolphins and a career-high 13-yard rush. Finished with three catches for 72 yards (24.0 avg.), 13 rushing yards, four punt returns for 112 yards and a touchdown, and two fair catches (1/2).
- ★ Played on special teams, recording one fair catch on a punt return against the Bills (12/26).
- ★ Returned three punts for a total of 11 yards against the Packers (12/19).
- ★ Registered a then career-long 42-yard punt return in the second quarter against the Bears in a start at wide receiver (12/12). Returned one other punt for a gain of one yard. Also had a 71-yard punt return for a touchdown called back due to a penalty in the second quarter.
- ★ Returned one punt 13 yards against the Jets (12/6).
- ★ Returned three punts 47 yards, including one 28-yard return against the Lions (11/25).
- ★ Saw time in a reserve role against the Colts and recorded one fair catch on a punt (11/21).
- ★ Returned one punt 12 yards and had two fair catches against the Steelers (11/14).
- ★ Saw time in a reserve role against the Browns (11/7).
- ★ Played in a reserve role against Minnesota, returning one punt four yards (10/31).
- ★ Saw time as a backup wide receiver against San Diego and returned two punts for 37 yards, including a 34-yard return (10/24).
- ★ Played in a reserve role at wide receiver against the Ravens and returned two punts for a total of 16 yards (10/17).
- ★ Played in a reserve role against the Dolphins (10/4).
- ★ Started his first game of the season and had three catches for eight yards and a one-yard rush against Buffalo (9/26).
- ★ Made his 2010 debut playing at third wide receiver and punt returner against the Jets (9/19).
- ★ Was inactive due to injury for the season opener against the Bengals (9/12).



EXTRA POINTS

- ★ Growing up as an undersized quarterback with a good arm and all kinds of athleticism, Julian Edelman had visions of being the next Doug Flutie.
- ★ A quarterback at Kent State, he passed for 1,820 yards as a senior and added 1,551 rushing yards to break the school's single-season record for total offense set by Joshua Cribbs (now with Cleveland) in 2003.

2009 (11/7, 1/1)

- ★ Played in 11 games with seven starting assignments and finished the year with 37 receptions for 359 yards and one touchdown, 11 kickoff returns for 241 yards, six punt returns for 63 yards and two rushing attempts for five yards.
 - ★ Started in the postseason game vs. Baltimore (1/10) and led the team with six catches for 44 yards with two touchdown passes. Also returned one punt for 28 yards. Became the first Patriots rookie to catch two touchdown passes in a postseason game when he scored on a 6-yard pass from Tom Brady in the second quarter and a 1-yard touchdown reception in the third quarter.
 - ★ Was inactive for the season-opener vs. Buffalo (9/14) and missed four games due to injury: at Tampa Bay (10/25), vs. Miami (11/8), at New Orleans (11/30) and at Miami (12/6).
 - ★ Made his NFL debut at the New York Jets (9/20) when he started in place of an injured Wes Welker. Led the team with eight receptions for 98 yards.
 - ★ Hauled in his first career touchdown reception at Indianapolis (11/5) on a 9-yard pass from Tom Brady in the second quarter.
 - ★ Set career-highs with 10 catches for 103 yards in the regular-season finale at Houston (1/3), seeing increased action following a first quarter injury to Wes Welker.
- ## COLLEGE
- ★ Played in 31 games to finish his career at Kent State with 4,997 yards passing and 2,664 yards rushing.
 - ★ Compiled a career high 3,190 yards of total offense in his senior season with the Golden Flashes and finished his career with 30 touchdown passes and 22 rushing scores.
 - ★ Was the Golden Flashes' starting quarterback as a senior in 2008, playing in 12 games and completing 153-of-275 passes for 1,820 yards and 13 touchdowns with 11 interceptions.
 - ★ Posted record-setting numbers as a redshirt freshman quarterback at the College of San Mateo in 2005.



★ Was named the Most Valuable Player in All-State Region I by the California Community College Football Coaches Association.

★ Passed for 1,312 yards and 14 touchdowns and rushed for a school-record 1,253 yards and 17 scores.

★ Helped lead San Mateo to an 8-3 record and second-place finish in the NorCal Conference.

PERSONAL

★ Julian Edelman was born May 22, 1986 to Angie and Francis Edelman.

★ As senior at Woodside (Calif.) High School in 2004, led the Wildcats to a 13-0 record and Central Coast Section championship and was named first-team all-league and all-county.

★ Totaled 2,237 passing yards and 29 touchdowns in his high school career and also rushed for 964 yards and 13 touchdowns.

★ Majored in business management at Kent State.

★★★★★ JULIAN EDELMAN ★★★★★


Pos: WR Ht: 5-10 Wt: 198 lbs Year: 2nd Acq: D7a-09 (232nd) College: Kent State Born: 5/22/86

REGULAR SEASON			RECEIVING					RUSHING					KICK RETURNS					PUNT RETURNS					
Year	Team	G/S	No	Yds	Avg	Lg	TD	No	Yds	Avg	Lg	TD	No	Yds	Avg	Lg	TD	No	FC	Yds	Avg	Lg	TD
2009	Patriots	11/7	37	359	9.7	29	1	2	5	2.5	5	0	11	241	21.9	32	0	6	1	63	10.5	35	0
2010	Patriots	15/3	7	86	12.3	40	0	2	14	7.0	13	0	0	0	0.0	0	0	21	6	321	18.3	94t	1
Totals - 2 years		26/0	44	445	10.1	40	1	4	19	4.8	13	0	11	241	21.9	32	0	27	7	384	14.2	94t	1
POSTSEASON			RECEIVING					RUSHING					KICK RETURNS					PUNT RETURNS					
Year	Team	G/S	No	Yds	Avg	Lg	TD	No	Yds	Avg	Lg	TD	No	Yds	Avg	Lg	TD	No	FC	Yds	Avg	Lg	TD
2009	Patriots	1/1	6	44	7.3	24	2	0	0	0.0	0	0	0	0	0.0	0	0	1	1	28	28.0	28	0
Totals - 1 year		1/1	6	44	7.3	24	2	0	0	0.0	0	0	0	0	0.0	0	0	1	1	28	28.0	28	0

★★★★★ JULIAN EDELMAN'S CAREER GAME-BY-GAME ★★★★★

2009	Opponent	P/S	Receiving					Rushing					Kick Returns					Punt Returns					
			No	Yds	Avg	Lg	TD	No	Yds	Avg	Lg	TD	No	Yds	Avg	Lg	TD	No	FC	Yds	Avg	Lg	TD
09/14	Buffalo									Inactive													
09/20	at N.Y. Jets	S	8	98	12.3	29	0	-	-	-	-	-	2	39	19.5	22	0	1	0	2	2.0	2	0
09/27	Atlanta	p	3	20	6.7	11	0	1	5	5.0	5	0	-	-	-	-	-	-	-	-	-	-	
10/04	Baltimore	p	1	12	12.0	12	0	-	-	-	-	-	-	-	-	-	-	-	-	-	-	-	
10/11	at Denver	p	3	15	5.0	6	0	-	-	-	-	-	4	93	23.3	32	0	2	0	22	11.0	16	0
10/18	Tennessee	S	6	43	7.2	16	0	-	-	-	-	-	1	25	25.0	25	0	3	0	39	13.0	35	0
10/25	at Tampa Bay									Inactive													
11/08	Miami									Inactive													
11/15	at Indianapolis	p	2	14	7.0	9t	1	-	-	-	-	-	-	-	-	-	-	-	-	-	-	-	
11/22	N.Y. Jets	S	3	26	8.7	11	0	1	0	0.0	0	0	3	68	22.7	28	0	-	-	-	-	-	-
11/30	at New Orleans									Inactive													
12/06	at Miami									Inactive													
12/13	Carolina	S	-	-	-	-	-	-	-	-	-	-	-	-	-	-	-	-	-	-	-	-	
12/20	at Buffalo	S	-	-	-	-	-	-	-	-	-	-	-	-	-	-	-	-	-	-	-	-	
12/27	Jacksonville	S	1	28	28.0	28	0	-	-	-	-	-	1	16	16.0	16	0	-	-	-	-	-	-
01/03	at Houston	S	10	103	10.3	25	0	-	-	-	-	-	-	-	-	-	-	0	1	0	0.0	0	0
2009 Totals	11/7	37	359	9.7	29	1	2	5	2.5	5	0	11	241	21.9	32	0	6	1	63	10.5	35	0	
01/10	Baltimore	S	6	44	7.3	24	2	-	-	-	-	-	-	-	-	-	-	1	1	28	28.0	28	0
2009 Postseason	1/1		6	44	7.3	24	2	0	0	0.0	0	0	0	0	0.0	0	0	1	1	28	28.0	28	0





Kevin FAULK

33

HT: 5-8 WT: 202

Born: 6/5/76 Exp. (NFL/Patriots): 12/12

GP/GS (Playoffs): 154/44 (17/4) Acq: D2-99 (46th)

College: Louisiana State Hometown: Carencro, La.

SUPER BOWLS:

★ ★ ★ RUNNING BACK ★ ★ ★ 01 03 04

CAREER TRANSACTIONS

Kevin Faulk was selected by the Patriots in the second round of the 1999 NFL Draft (46th overall) ... The pick was acquired in a trade with the Tennessee Titans in exchange for the Patriots' second-round pick (52nd overall – John Thornton) and their fourth-round pick (117th overall – Donald Mitchell) ... Signed a five-year contract with the Patriots (7/28/99) ... Placed on injured reserve with an ankle injury (12/19/99) ... Re-signed with the Patriots (3/11/10) ... Placed on injured reserve with a knee injury (9/22/10).

CAREER HIGHLIGHTS

★ Kevin Faulk has filled various roles since joining the team in 1999. He is the Patriots' all-time leader in all-purpose yards with 12,140. He ranks fifth in rushing (3,505), fourth in receptions (418), eighth in pass receiving yards (3,605), 21st in scoring (200), sixth in punt return yards (932) and first in kickoff return yards (4,098).

★ Faulk owns the longest non-touchdown kickoff return in team history when he covered 95 yards on a return against the N.Y. Jets (11/15/99).

★ He is one of just six NFL players in the 2000s decade to total 3,000 rushing yards and 3,000 receiving yards (Tiki Barber, Brian Westbrook, Marshall Faulk, Michael Pittman and LaDarian Tomlinson).

★ Faulk became the 26th running back in NFL history to reach 400 receptions.

★ Faulk enters the 2010 season as the Patriots' all-time leading return specialist, totaling 5,031 combined return yards (4,098 kick return yards and 933 punt return yards).

★ Faulk co-captained a Patriots offense in 2007 that set numerous NFL records, including most points (538) and most touchdowns (75) in a season.

★ Faulk returned two kickoffs for touchdowns in 2002 (86 yds at Oakland 11/17 and 87 yds vs. N.Y. Jets 12/22) and became just the second Patriot to return multiple kickoffs for touchdowns in one season, joining Raymond Clayborn, who returned three in 1977.

★ Faulk was the first player in Patriots history and the only NFL player in 2002 to score multiple touchdowns rushing (2), receiving (3) and via kickoff return (2).

★ Faulk has two 100-yard receiving games to his credit, one each in 2002 and 2003. He amassed a career-high 109 receiving yards on seven catches at Chicago (11/10/02), becoming the first Patriots running back to eclipse the 100-yard receiving mark since Tony Collins gained 109 yards on six catches at Tampa Bay (10/27/85). In 2003, Faulk came within a whisker of his career-high with an eight-catch, 108-yard effort at Houston (11/23/03).

★ Completed his first career pass attempt when he took a direct snap from center and found quarterback Tom Brady for a 23-yard gain vs. Miami (12/22/01).

★ Faulk set a career high with 11 catches vs. Tampa Bay (9/3/00).



EXTRA POINTS

★ Kevin hosts an annual celebrity softball game in Brockton, Mass. to benefit the United Way of Massachusetts Bay and the United Way of Acadiana in his home state of Louisiana.

★ Kevin resisted the temptation of turning pro following his junior season at LSU, and stayed in school to earn his degree in Kinesiology in just three and a half years

★ This past offseason, Kevin and his wife, Latisha, renewed their wedding vows in their hometown of Carencro, La. They have been married for 10 years and together for 20.

★ Kevin is developing NakedPizza franchises in the Lafayette area of his home state of Louisiana. NakedPizza makes all-natural, healthy pizza for take-out and delivery.

SEASONAL REVIEWS

2010 (2/2)

★ Placed in injured reserve on Sept. 22, 2010 with a knee injury.

★ Rushed five times for 22 yards and caught the ball twice for 15 yards in a start against the Jets (9/19).

★ Logged 47 yards on four receptions and 23 yards on three carries in the season opener against Cincinnati (9/12).

2009 (15/7, 1/1)

★ Played in 15 games with seven starting assignments and finished with 335 yards rushing on 62 attempts with two rushing touchdowns, 37 receptions for 301 yards with one touchdown, five punt returns for 31 yards and six kickoff returns for 144 yards.

★ Became the Patriots all-time leader in all-purpose yards, pushing his career totals to 12,140 yards.

★ Became the 26th running back in NFL history to catch 400 passes in his career.

★ Gained 75 yards against the Panthers (12/13) to move past Tony Collins (7,003) into third place on the Patriots all-time yards from scrimmage list.

★ Scored on a 38-yard reception in the Patriots' 59-0 victory vs. Tennessee (10/18).

★ Tallied his highest rushing totals since 2004 with 79 yards on 12 carries at Indianapolis (11/15).

★ Scored his first rushing touchdown of the season on a 6-yard run at Miami (12/6).



- ★ Scored his second rushing touchdown of the season in the Patriots' 20-10 win vs. Carolina (12/13) on a 3-yard run in the second quarter.
- ★ Was inactive in the regular-season finale at Houston (1/3).
- ★ Led the team with 14 carries for 52 yards rushing and added six receptions for 37 yards in the postseason game vs. Baltimore (1/10).

2008 (15/3)

- ★ Recorded 993 total yards from scrimmage (507 rushing and 486 receiving), placing third on the team and achieving the third highest total of his 10-year career.
- ★ Finished third on the team with 58 receptions and placed second on the club with 507 rushing yards.
- ★ Caught a career-high 58 passes for a career-high 486 receiving yards, recording the third highest reception total by an NFL running back in 2008.
- ★ Tied his career high with four games with over 100 yards from scrimmage.
- ★ Averaged 6.1 yards per rush (507 yards on 83 rushes), leading the NFL in that category among all players with 500 or more rushing yards.
- ★ Was a part of the best rushing season for the Patriots in more than 20 years, totaling 2,278 rushing yards (sixth in team history and the most since 1985), 21 rushing touchdowns (tied for fourth in team history and the most since 1981) and an average of 4.4 yards per carry (fifth in team history and the best since 1983).
- ★ Led the team in rushing yards four times (vs. STL, at IND, at MIA, vs. PIT) in 2008.
- ★ Moved into fourth place on the Patriots' all-time receptions list ahead of Irving Fryar with a 9-yard reception against Pittsburgh on Nov. 30, giving him 364 receptions for his career.
- ★ Set a career high with two rushing touchdowns while making seven carries for 32 yards at San Francisco (10/5). Tied a career-high with two total touchdowns. Passed Terry Glenn for fifth place on the Patriots' all-time receptions list with 330 on a 2-yard reception.

- ★ Led the team with 60 rushing yards on 10 carries along with five catches for 38 yards out of the backfield at Indianapolis (11/2).
- ★ Tallied 146 all-purpose yards, while leading the team in rushing with 73 yards along with taking the team lead in receptions (7) and receiving yards (48) against Pittsburgh (11/30).

2007 (16/8, 3/2)

- ★ Played a full 16-game regular-season schedule for the second time in his career while making eight starts at running back.
- ★ Was voted an offensive co-captain by his teammates for the first time in his career.
- ★ Moved past Craig James and into 10th place on the Patriots' all-time rushing list with a 50-yard performance in the Patriots' win over the Dallas Cowboys (10/14).
- ★ Passed Gino Cappelletti to move into sixth place on the Patriots' all-time career receptions list with his 293rd career catch on a 7-yard reception in the Patriots' victory over the Washington Redskins (10/28).
- ★ Dove into the end zone to complete a 13-yard reception from Tom Brady for the game-winning touchdown in the Patriots' comeback win at Indianapolis (11/4).
- ★ Extended the game-tying fourth-quarter drive with a hard-fought 2-yard gain on fourth-and-one at Baltimore (12/3). Streaked across the field and forced a fumble, which

★ FAULK: FRANCHISE RB RECEPTIONS LEADER ★

Kevin Faulk is the Patriots' all-time leader in receptions by a running back, totaling 418 career receptions. His receiving total ranks fourth on the Patriots' overall receptions list. He moved past Irving Fryar into fourth place during the Patriots' game against the Pittsburgh Steelers on Nov. 30, 2008. He passed Terry Glenn for fifth place against San Francisco on Oct. 5, 2008 — a game in which he also tied his career high with two rushing touchdowns.

RECEPTIONS BY PATRIOTS RUNNING BACKS

Player	Years	Rec.
Kevin Faulk	1999-10	424
Tony Collins	1981-87	261
Sam Cunningham	1973-79, 1981-82	210
Larry Garron	1960-68	185

PATRIOTS ALL-TIME CAREER RECEPTIONS LIST

Player	Pos.	Years	Rec.
Troy Brown	WR	1993-2007	557
Stanley Morgan	WR	1977-1989	534
Ben Coates	TE	1991-1999	490
Kevin Faulk	RB	1999-2010	424
Irving Fryar	WR	1984-1992	363
Terry Glenn	WR	1996-2001	329

was recovered by Benjamin Watson, after Ed Reed had intercepted a Tom Brady pass in the first half of the Patriots' win at Baltimore.

- ★ Pulled in a season-high eight catches for 68 yards as the Patriots became the first NFL team to finish with a 16-0 regular season record with a win over the N.Y. Giants (12/29). Extended the final touchdown drive of the game with a 13-yard reception on third-and-11.

- ★ Led the team in receptions with eight catches for 82 yards in the Patriots' win over San Diego in the AFC Championship Game (1/20).

2006 (15/1, 3/1)

- ★ Played in 15 regular season games with one start at running back.
- ★ Saw action in all three postseason contests with one start.
- ★ Set the Patriots' career record for receptions by a running back, passing Tony Collins, with his 262nd catch on a 9-yard grab in the fourth quarter of the Patriots' 17-13 victory over the Bears (11/26/06).
- ★ Lined up at wide receiver and made a diving catch in the corner of the end zone for a 17-yard touchdown in the season opener against Buffalo (9/10).
- ★ Gave the Patriots excellent field position with a career-high 43-yard punt return to the Bengals 42-yard line in the second quarter against Cincinnati (10/1).
- ★ Tied a career high with two touchdowns against Houston (12/17).
- ★ Caught one pass for seven yards and a touchdown in a wild card playoff game against the N.Y. Jets (1/7).
- ★ In the divisional playoffs at San Diego (1/14), tied the game at 21 by taking a direct snap and rumbling in for the two-point conversion with less than five minutes remaining in the fourth quarter.

2005 (8/2, 2/1)

- ★ Played in eight games with two starts and recorded 51 rushes for 145 yards and 29 receptions for 260 yards.

Finished second on the team with a season-high seven receptions for 71 yards against Pittsburgh (9/25).

★ Snared a season-long 23-yard screen pass in the second quarter.

★ Led the team with six receptions for 71 yards against Buffalo (12/11). Kept a Patriots touchdown drive alive with a 15-yard reception on third-and-seven. Furthered another Patriots touchdown drive with a 13-yard catch on third-and-six.

★ Started at running back and led the team with 51 rushing yards on just six carries in the wild card playoff matchup against Jacksonville (1/7). Finished second on the team with four receptions for 45 yards.

2004 (11/1, 3/0)

★ Carried the ball 54 times for 255 yards and two rushing touchdowns.

★ Grabbed 26 receptions for 248 receiving yards and a touchdown out of the backfield.

★ Led the team with a career-high 20 punt returns for 133 yards.

★ Recorded at least 50 rushes and 25 receptions for the third consecutive season.

★ Led the team in receptions in back-to-back games (10/24 and 10/31).

★ Led the team with six receptions for 44 yards against the N.Y. Jets (10/24). Carried the ball four times for 21 yards in the victory.

★ Started at running back and tied for the team lead with a season-high eight receptions for 72 yards against the Steelers (10/31).

★ Carried the ball 13 times for a season-high 87 yards and a touchdown against Cleveland (12/5). Rumbled for a season-long 20-yard gain in the third quarter. Scored his first touchdown of the season with a 10-yard run.

★ Carried the ball eight times for 38 yards in the Patriots' 24-21 victory over the Eagles in Super Bowl XXXIX. Set up the Patriots' third touchdown of the game with a 12-yard reception down to the Eagles' 2-yard line.

2003 (15/8, 3/0)

★ Led the team with 1,078 yards from scrimmage.

★ Ranked second on the team with 638 rushing yards.

★ Finished second on the team with 48 receptions.

★ Set career-highs with 23 rushes for 96 yards (10/26).

★ Registered 188 yards from scrimmage at Houston (11/23), marking the most yards from scrimmage by a Patriot since Terry Glenn amassed 214 receiving yards at Cleveland (10/03/99).

★ Registered a then career-high 87 rushing yards on 14 carries against the N.Y.

Giants (10/12). Carried the ball five times for 40 yards on the Patriots initial drive of the second half that ended with an Adam Vinatieri 28-yard field goal and a 10-3 New England lead.

★ Set career-highs with 23 rushes for 96 yards in the Patriots' 9-3 win over the Browns (10/26). Also caught six passes for 58 yards in the victory. Compiled nearly half of the Patriots' yards on their eight-play, 70-yard scoring drive in the third quarter, amassing 32 yards from scrimmage.

★ Started at running back and registered 188 yards from scrimmage against the Houston Texans (11/23). Recorded game-highs with eight receptions and 108 yards receiving. Tied a career-high with 23 rushes for 80 yards.

★ Rushed six times for 42 yards and caught four passes for 19 yards in the Patriots' 32-29 Super Bowl XXXVIII victory over the Panthers. Gave the Patriots a seven-point lead by converting a two-point conversion on a direct snap from center with 2:51 remaining in the fourth quarter.

2002 (15/0)

★ Amassed 1,440 all-purpose yards while playing in 15 games.

★ Tied for second on the team with seven touchdowns (three receiving, two rushing, two kick returns).

★ Became the first player in franchise history and was the only player in the NFL during the 2002 season to record multiple touchdowns in three categories (rushing, receiving and kick returns).

★ Ranked second on the team with 271 yards rushing on 52 attempts (5.2 avg.) and two touchdowns.

★ Finished fourth on the team with 37 receptions for 379 yards (10.2 avg.) and three touchdowns.

★ Chalked up a career-high 109 receiving yards on seven catches at Chicago (11/10), the first time a Patriots running back had over 100 yards receiving since Tony Collins gained 109 yards on six catches at Tampa Bay (10/27/85). Also totaled a career-high two receiving touchdowns at Chicago (11/10).

★ Led the team in receiving twice with 109 yards at Chicago (11/10) and 70 yards vs. Miami (12/29).

★ Led the Patriots and finished second in the NFL with a kickoff return average of 27.9 yards.

★ Became the Patriots all-time leading kickoff returner against Green Bay (10/13).

★ Returned two kickoffs for touchdowns, 86 yards at Oakland (11/17), and 87 yards vs. N.Y. Jets (12/22) and was just the second Patriot to return multiple kickoffs for touchdowns since Raymond Clayborn returned three for scores in 1977.

★ Set a franchise record for kickoff return yardage by recording 220 yards vs. N.Y. Jets (12/22). Added eight punt returns for 65 yards (8.1 avg.).

2001 (15/1, 3/0)

★ Played in 15 games, including one start and led the team



★ ★ FAULK: FRANCHISE ALL-TIME LEADER ★ ★

Patriots Leaders / All-Purpose Yards All-Time

Player	Years	Yards
Kevin Faulk	2001-10	12,247
Stanley Morgan	1977-89	11,468
Troy Brown	2001-07	11,053
Irving Fryar	1984-92	8,184

Patriots Leaders / Yds From Scrimmage All-Time

Player	Years	Yd/Scrim.
Stanley Morgan	1977-89	10,479
Sam Cunningham	1973-82	7,359
Kevin Faulk	2001-10	7,217
Tony Collins	1981-87	7,003

for the third consecutive season with 33 kickoff returns and 662 kickoff return yards (20.1 avg.).

★ Finished second on the team with 169 yards rushing on 41 carries (4.1 avg.) and one touchdown.

★ Completed the first pass of his career when he took a direct snap and hooked up with Tom Brady on a 23-yard pass play vs. Miami (12/22).

★ Accomplished season-highs with nine carries and 48 yards rushing (4.8 avg.), including an eight-yard touchdown in 44-13 victory over the Colts (9/30). Added two receptions for a season-high 38 yards receiving.

★ Snared a season-high seven catches, including an acrobatic six-yard touchdown reception in the Patriots 21-11 victory over the Bills (11/11).

★ Carried the ball twice for 15 yards in the Patriots' Super Bowl XXXVI victory over the St. Louis Rams. Rushed for eight yards on third-and-two, late in the second quarter extending a drive that ended in a Brady to David Patten eight-yard touchdown pass.

2000 (16/9)

★ Started nine of the 16 games at running back and was also utilized as a kickoff and punt returner.

★ Led the Patriots and ranked 15th in the AFC with 570 yards rushing.

★ Finished third on the team with 51 receptions for 465 yards.

★ Led the Patriots for the second year in a row with 38 kickoff returns for 816 yards (21.5 avg.).

★ Set a career-high with 11 catches for 62 yards against Tampa Bay (9/3).

★ Faulk's 11 receptions tied him for the sixth highest in receptions in a game in franchise history.

★ Contributed three kickoff returns for 85 yards (28.3 avg.).

★ Caught a career-long 52-yard touchdown pass from Drew Bledsoe and gained 34 yards rushing on 12 carries against Miami (12/24).

1999 (11/2)

★ Played in 11 games for the Patriots as a rookie.

★ Started the first two games of the season, but an ankle injury caused him to miss the next two games.

★ Returned in a reserve role behind Terry Allen and filled in as a third-down back for the next nine games.

★ Finished his rookie season second on the team with 227 rushing yards on 67 carries and a touchdown.

★ He also had 12 receptions for 98 yards and a touchdown.

★ ★ FAULK'S SINGLE GAME CAREER HIGHS ★ ★

Regular Season

Rushing

Attempts:	23	at Houston (11/23/03)
		vs. Cleveland (10/26/03)
Yards:	96	vs. Cleveland (10/26/03)
Avg. (min. 10 att.):	6.7	at Cleveland (12/05/04)
Long:	45t	at Buffalo (11/03/02)

Receiving

Receptions:	11	vs. Tampa Bay (09/03/00)
Yards:	109	at Chicago (11/10/02)
Long:	52t	vs. Miami (12/24/00)

Touchdowns

Total:	2	Three times, most recent at San Francisco (10/5/08)
Rushing:	2	at San Francisco (10/5/08)
Receiving:	2	at Chicago (11/10/02)

★ Sprained an ankle at Indianapolis (12/12) and missed the rest of the season after being placed on injured reserve (12/14).

★ Established a then personal best with 238 all-purpose yards and scored his first career touchdown on a 15-yard run over right tackle vs. the defending Super Bowl Champion Broncos (10/24).

★ Earned Miller Lite Player of the Game honors for his performance against the N.Y. Jets (11/15). Returned a kickoff 95 yards to the Jets five-yard line. The return is the longest non-scoring return in franchise history.

★ Recorded his first career receiving touchdown on a 13-yard pass from Drew Bledsoe in the fourth quarter.

COLLEGE

★ Faulk finished his collegiate career ranked fifth in NCAA history with 6,833 career all-purpose yards and 53 total touchdowns.

★ Finished his college career trailing only Georgia running back Herschel Walker in SEC history in rushing yards (4,557) and rushing touchdowns (46).

★ Finished with school records: 4,557 rushing yards, 6,833 all-purpose yards, 53 total touchdowns, 46 rushing touchdowns and 318 total points.

★ He is the only player in school history to rush for over 1,000 yards in a season three times in his career.

PERSONAL

★ Kevin Troy Faulk was born the son of Gerald and Vivian Faulk on June 5, 1976 in Lafayette, La.

★ Rushed for 4,877 yards on 603 carries and 62 touchdowns during his career at Carencro (La.) High.

★ Totaled 7,612 all-purpose yards and scored 89 touchdowns during his high school career.

★ Set 17 career and school records.

★ Won the 1992 Class 5A State Championship at Carencro with 259 rushing yards and four touchdowns.

★ Supporter of the Kids Café Program at the Roxbury, Mass. Boys and Girls Club.

★ Helped distribute Thanksgiving food baskets at Morgan Memorial Goodwill Industries in Boston.

★ Graduated with a degree in kinesiology.

★ Kevin and his wife Latisha have three children, Tanasha, Kevin III and Kevione.

★ ★ ★ ★ ★ KEVIN FAULK ★ ★ ★ ★ ★

Pos: RB Ht: 5-8 Wt: 202 lbs Year: 12th Acq: D2-99 (46th) College: Louisiana State Born: 6/5/76

REGULAR SEASON			RUSHING					RECEIVING					KICK RETURNS					PUNT RETURNS					
Year	Team	G/S	No	Yds	Avg	Lg	TD	No	Yds	Avg	Lg	TD	No	Yds	Avg	Lg	TD	No	FC	Yds	Avg	Lg	TD
1999	Patriots	11/2	67	227	3.4	43	1	12	98	8.2	19	1	39	943	24.2	95	0	10	4	90	9.0	20	0
2000	Patriots	16/9	164	570	3.5	18	4	51	465	9.1	52t	1	38	816	21.5	40	0	6	3	58	9.7	35	0
2001	Patriots	15/1	41	169	4.1	24	1	30	189	6.3	28	2	33	662	20.1	42	0	4	0	27	6.8	10	0
2002	Patriots	15/0	52	271	5.2	45t	2	37	379	10.2	36t	3	26	725	27.9	87t	2	8	4	65	8.1	16	0
2003	Patriots	15/8	178	638	3.6	23	0	48	440	9.2	27	0	10	207	20.7	30	0	5	6	66	13.2	19	0
2004	Patriots	11/1	54	255	4.7	20	2	26	248	9.5	31t	1	4	73	18.3	24	0	20	11	133	6.7	16	0
2005	Patriots	8/2	51	145	2.8	13	0	29	260	9.0	23	0	4	81	20.3	26	0	0	0	0	0.0	0	0
2006	Patriots	15/1	25	123	4.9	11t	1	43	356	8.3	43t	2	17	364	21.4	31	0	31	5	330	10.6	43	0
2007	Patriots	16/8	62	265	4.3	14	0	47	383	8.1	23	1	2	47	23.5	27	0	0	9	0	0.0	0	0
2008	Patriots	15/3	83	507	6.1	41	3	58	486	8.4	22	3	2	36	18.0	25	0	10	9	132	13.2	24	0
2009	Patriots	15/7	62	335	5.4	29	2	37	301	8.1	38t	1	6	144	24.0	32	0	5	2	31	6.2	15	0
2010	Patriots	2/2	8	45	5.6	11	0	6	62	10.3	21	0	0	0	0.0	0	0	0	1	0	0.0	0	0
Totals-12 Years 154/44			847	3550	4.2	45t	16	424	3667	8.7	52t	15	181	4098	22.6	95	2	99	54	932	9.4	43	0

Additional Statistics: Passing – Career: 3 att, 1 cmp, 23 yds, 61.8 rating. 2001: 1 att, 1 cmp for 23 yards. 2002: 1 att, 0 cmp.
2003: 1 att, 0 cmp.

POSTSEASON SEASON			RUSHING					RECEIVING					KICK RETURNS					PUNT RETURNS					
Year	Team	G/S	No	Yds	Avg	Lg	TD	No	Yds	Avg	Lg	TD	No	Yds	Avg	Lg	TD	No	FC	Yds	Avg	Lg	TD
2001	Patriots	3/0	3	14	4.7	8	0	4	21	5.3	8	0	0	0	0.0	0	0	0	0	0.0	0	0	0
2003	Patriots	3/0	14	72	5.1	23	0	8	58	7.7	19	0	2	30	15.0	16	0	0	0	0.0	0	0	0
2004	Patriots	3/0	22	114	5.2	17	0	3	38	12.7	14	0	0	0	0.0	0	0	0	0	0.0	0	0	0
2005	Patriots	2/1	13	74	5.7	19	0	6	65	10.8	21	0	0	0	0.0	0	0	0	0	0.0	0	0	0
2006	Patriots	3/1	16	75	4.7	9	0	4	23	5.8	7t	1	0	0	0.0	0	0	1	2	0	0.0	0	0
2007	Patriots	3/2	6	24	4.0	8	0	20	170	8.5	14	0	0	0	0.0	0	0	0	3	0	0.0	0	0
2009	Patriots	1/0	14	52	3.7	9	0	6	37	6.2	18	0	0	0	0.0	0	0	0	1	0	0.0	0	0
Totals-7 Years 18/4			88	425	4.8	23	0	51	412	8.1	21	1	2	30	15.0	16	0	1	6	0	0.0	0	0

★ ★ ★ ★ ★ FAULK'S CAREER GAME-BY-GAME ★ ★ ★ ★ ★


1999	Opponent	P/S	Rushing					Receiving					Kick Returns					Punt Returns					
			No	Yds	Avg	Lg	TD	No	Yds	Avg	Lg	TD	No	Yds	Avg	Lg	TD	No	FC	Yds	Avg	Lg	TD
09/12	at N.Y. Jets	S	10	17	1.7	4	0	1	8	8.0	8	0	3	69	23.0	27	0	-	-	-	-	-	-
09/19	Indianapolis	S	5	9	1.8	7	0	1	1	1.0	1	0	4	64	16.0	21	0	-	-	-	-	-	-
09/26	N.Y. Giants	S	-	-	-	-	-	-	-	-	-	-	-	-	-	-	-	-	-	-	-	-	
10/03	at Cleveland	S	-	-	-	-	-	-	-	-	-	-	-	-	-	-	-	-	-	-	-	-	
10/10	at Kansas City	p	3	2	0.7	2	0	-	-	-	-	-	3	68	22.7	32	0	1	0	-1	-1.0	-1	0
10/17	Miami	p	2	3	1.5	3	0	-	-	-	-	-	6	17	28.6	61	0	3	1	17	5.7	15	0
10/24	Denver	p	5	24	4.8	15t	1	1	4	4.0	4	0	6	140	23.3	33	0	4	0	70	17.5	20	0
10/31	at Arizona	p	17	42	2.5	8	0	-	-	-	-	-	1	14	14.0	14	0	2	3	4	2.0	4	0
11/05	N.Y. Jets	p	2	7	3.5	6	0	2	21	10.5	13	1	4	170	42.5	95	0	-	-	-	-	-	-
11/21	at Miami	p	5	61	12.2	43	0	2	6	3.0	7	0	6	115	19.2	27	0	-	-	-	-	-	-
11/28	at Buffalo	p	7	22	3.1	9	0	2	15	7.5	9	0	3	62	20.7	27	0	-	-	-	-	-	-
12/05	Dallas	p	9	36	4.0	6	0	3	43	14.3	19	0	2	50	25.0	27	0	-	-	-	-	-	-
12/12	at Indianapolis	p	2	4	2.0	3	0	-	-	-	-	-	2	48	24.0	28	0	-	-	-	-	-	-
12/19	at Philadelphia	p	-	-	-	-	-	Placed on Injured Reserve 12/14/99					-	-	-	-	-	-	-	-	-	-	
1999	Totals	13/2	67	227	3.4	43	1	12	98	8.2	19	1	39	943	24.2	95	0	10	4	90	9.0	20	0
2000	Opponent	P/S	Rushing					Receiving					Kick Returns					Punt Returns					
			No	Yds	Avg	Lg	TD	No	Yds	Avg	Lg	TD	No	Yds	Avg	Lg	TD	No	FC	Yds	Avg	Lg	TD
09/03	Tampa Bay	S	10	21	2.1	7	0	11	62	5.6	10	0	3	85	28.3	40	0	-	-	-	-	-	-
09/11	at N.Y. Jets	S	21	82	3.9	11	0	4	23	5.8	10	0	3	75	25.0	30	0	-	-	-	-	-	-
09/17	Minnesota	S	13	80	6.2	17	1	3	31	10.3	23	0	2	56	28.0	33	0	3	0	22	7.3	19	0
09/24	at Miami	S	21	46	2.2	8	0	1	6	6.0	6	0	1	14	14.0	14	0	-	-	-	-	-	-
10/01	at Denver	S	9	40	4.4	13	0	1	26	26.0	0	0	3	73	24.3	32	0	-	-	-	-	-	-
10/08	Indianapolis	S	12	64	5.3	18	0	4	25	6.3	11	0	3	44	14.7	24	0	-	-	-	-	-	-
10/15	N.Y. Jets	S	9	26	2.9	9t	1	5	27	5.4	12	0	5	105	21.0	30	0	-	-	-	-	-	-
10/22	at Indianapolis	p	12	41	3.4	9	0	3	27	9.0	12	0	3	55	15.0	32	0	-	-	-	-	-	-
11/05	Buffalo	S	2	2	1.0	2	0	1	-5	-5.0	-5	0	1	28	28.0	28	0	-	-	-	-	-	-
11/12	at Cleveland	p	5	26	5.2	9	0	8	96	12.0	25	0	5	109	21.8	40	0	-	-	-	-	-	-
11/19	Cincinnati	p	1	4	4.0	4	0	-	-	-	-	-	3	61	20.3	24	0	-	-	-	-	-	-
11/23	at Detroit	p	-	-	-	-	-	-	-	-	-	-	6	111	18.5	22	0	1	1	2	2.0	2	0
12/04	Kansas City	S	22	52	2.4	12	1	5	32	6.4	11	0	-	-	-	-	-	2	2	34	17.0	35	0
12/10	at Chicago	p	1	0	0.0	0	0	2	27	13.5	18	0	-	-	-	-	-	-	-	-	-	-	-
12/17	at Buffalo	p	14	52	3.7	13t	1	1	8	8.0	8	0	-	-	-	-	-	-	-	-	-	-	-
12/24	Miami	p	12	34	2.8	9	0	2	80	40.0	52t	1	-	-	-	-	-	-	-	-	-	-	-
2000	Totals	16/9	164	570	3.5	18	4	51	465	9.1	52t	1	38	816	21.5	40	0	6	3	58	9.7	35	0
2001	Opponent	P/S	Rushing					Receiving					Kick Returns					Punt Returns					
			No	Yds	Avg	Lg	TD	No	Yds	Avg	Lg	TD	No	Yds	Avg	Lg	TD	No	FC	Yds	Avg	Lg	TD
09/09	at Cincinnati	S	-	-	-	-	-	-	-	-	-	-	-	-	-	-	-	-	-	-	-	-	-
09/23	N.Y. Jets	p	3	19	6.3	13	0	0	0	0	0	0	2	50	25.0	30	0	0	0	0	0	0	0
09/30	Indianapolis	p	9	48	5.3	13	1	2	38	19.0	28	0	1	25	25.0	25	0	1	0	10	10.0	10	0
10/07	at Miami	p	4	10	2.5	6	0	2	15	7.5	10	0	2	42	21.0	26	0	0	0	0	0	0	0
10/14	San Diego	p	2	0	0.0	3	0	2	21	10.5	12	0	5	99	19.8	32	0	0	0	0	0	0	0
10/21	at Denver	p	1	2	2.0	2	0	0	0	0	0	0	2	18	18.0	18	0	0	0	0	0	0	0
10/28	at Denver	p	5	12	2.4	4	0	4	26	6.5	8	0	6	135	22.5	42	0	1	0	2	2.0	2	0
11/04	at Atlanta	p	1	2	2.0	2	0	5	21	4.2	10	1	1	18	18.0	18	0	0	1	0	0	0	0

★ ★ ★ ★ FAULK'S CAREER GAME-BY-GAME (CONT.) ★ ★ ★ ★ ★

11/11	Buffalo	p	2	3	1.5	7	0	7	29	4.1	12	1	1	29	29.0	29	0	0	0	0	0	0	0
11/18	St. Louis	p	2	7	3.5	4	0	3	19	6.3	11	0	5	81	16.2	19	0	0	0	0	0	0	0
11/25	New Orleans	p	3	36	12.0	24	0	0	0	0	0	0	0	0	0	0	0	0	0	0	0	0	
12/02	at N.Y. Jets	p	3	23	7.7	13	0	0	0	0	0	0	0	0	0	0	0	0	0	0	0	0	
12/09	Cleveland	p	2	0	0.0	0	0	3	11	3.7	8	0	5	82	16.4	22	0	1	0	8	8.0	8	0
12/16	at Buffalo	p	2	10	5.0	7	0	1	2	2.0	2	0	0	0	0	0	0	1	0	7	7.0	7	0
12/22	Miami	s	0	0	0.0	0	0	1	7	7.0	7	0	0	0	0	0	0	0	0	0	0	0	0
01/06	at Carolina	p	2	-3	-1.5	-1	0	0	0	0	0	0	1	14	14.0	14	0	0	0	0	0	0	0
2001 Totals	15/1		41	169	4.1	24	1	30	189	6.3	28	2	33	662	20.1	42	0	4	0	27	6.8	10	0
01/19	Oakland	p	1	-1	-1.0	-1	0	3	22	7.3	8	0	0	0	0	0	0	0	0	0	0	0	0
01/27	at Pittsburgh	p	0	0	0.0	0	0	0	0	0	0	0	0	0	0	0	0	0	0	0	0	0	0
02/03	St. Louis	p	2	15	7.5	8	0	1	-1	-1.0	-1	0	0	0	0	0	0	0	0	0	0	0	0
2001 Postseason	3/0		3	14	4.7	8	0	4	21	5.3	8	0	0	0	0	0	0	0	0	0	0	0	0
2002	Opponent	P/S	No	Yds	Avg	Lg	TD	No	Yds	Avg	Lg	TD	No	Yds	Avg	Lg	TD	No	FC	Yds	Avg	Lg	TD
09/09	Pittsburgh	p			Inactive					Inactive					Inactive					Inactive			
09/15	at N.Y. Jets	p	10	48	4.8	25	1	2	14	7.0	11	0	-	-	-	-	-	1	0	16	16.0	16	0
09/22	Kansas City	p	1	-1	-1.0	-1	0	1	23	23.0	23	1	-	-	-	-	-	-	-	-	-	-	-
09/29	at San Diego	p	1	3	3.0	3	0	2	15	7.5	13	0	1	20	20.0	20	0	0	1	6	6.0	6	0
10/05	at Miami	p	3	2	0.7	8	0	0	1	3	3.0	0	4	94	23.5	25	0	0	1	0	0.0	0	0
10/13	Green Bay	p	3	20	6.7	9	0	1	9	9.0	9	0	2	47	23.5	27	0	4	1	38	9.5	16	0
10/27	Denver	p	1	5	5.0	5	0	1	17	17.0	17	0	1	21	21.0	21	0	-	-	-	-	-	-
11/03	at Buffalo	p	4	53	13.3	45	1	1	19	19.0	19	0	-	-	-	-	-	0	1	0	0.0	0	0
11/10	at Chicago	p	5	21	4.2	9	0	7	109	15.6	36	2	-	-	-	-	-	-	-	-	-	-	-
11/17	at Oakland	p	-	-	-	-	-	-	-	-	-	-	1	86	86.0	86	1	-	-	-	-	-	-
11/24	Minnesota	p	4	3	0.8	8	0	3	16	5.3	7	0	1	8	8.0	8	0	-	-	-	-	-	-
11/28	at Detroit	p	5	16	3.2	7	0	1	17	17.0	17	0	-	-	-	-	-	-	-	-	-	-	-
12/08	Buffalo	p	1	5	5.0	5	0	1	5	5.0	5	0	1	16	16.0	16	0	-	-	-	-	-	-
12/16	at Tennessee	p	5	15	3.0	6	0	1	0	0.0	0	0	4	109	27.3	35	0	-	-	-	-	-	-
12/22	N.Y. Jets	p	2	13	6.5	10	0	4	38	9.5	14	0	7	220	31.4	87	1	-	-	-	-	-	-
12/29	Miami	p	8	53	6.6	15	0	9	70	7.8	23	0	4	104	26.0	30	0	2	0	5	2.5	5	0
2002 Totals	15/0		52	271	5.2	45	2	37	379	10.2	36	3	26	725	27.9	87	2	8	4	65	8.1	16	0
2003	Opponent	P/S	No	Yds	Avg	Lg	TD	No	Yds	Avg	Lg	TD	No	Yds	Avg	Lg	TD	No	FC	Yds	Avg	Lg	TD
09/07	at Buffalo	p	10	62	6.2	19	0	4	25	6.3	9	0	4	84	21.0	30	0	-	-	-	-	-	-
09/14	at Philadelphia	s	7	23	3.3	9	0	4	59	14.8	27	0	1	15	15.0	15	0	-	-	-	-	-	-
09/21	N.Y. Jets	s	17	79	4.6	12	0	2	12	6.0	9	0	3	64	21.3	25	0	-	-	-	-	-	-
09/28	at Washington	s	10	12	1.2	6	0	1	7	7.0	7	0	-	-	-	-	-	-	-	-	-	-	-
10/05	Tennessee	s			Inactive					Inactive					Inactive					Inactive			
10/12	N.Y. Giants	p	14	87	6.2	23	0	1	6	6.0	6	0	-	-	-	-	-	-	-	-	-	-	-
10/19	at Miami	s	18	38	2.1	6	0	5	31	6.2	9	0	-	-	-	-	-	-	-	-	-	-	-
10/26	Cleveland	s	23	96	4.2	14	0	6	58	9.7	26	0	-	-	-	-	-	-	-	-	-	-	-
11/03	at Denver	p	5	20	4.0	16	0	5	52	10.4	19	0	-	-	-	-	-	1	0	6	6.0	6	0
11/16	Dallas	p	8	11	1.4	4	0	3	22	7.3	12	0	-	-	-	-	-	2	3	30	15.0	19	0
11/23	at Houston	s	23	80	3.5	9	0	8	108	13.5	22	0	-	-	-	-	-	0	2	0	0.0	0	0
11/30	at Indianapolis	s	15	42	2.8	10	0	5	36	7.2	16	0	-	-	-	-	-	1	1	18	18.0	18	0
12/07	Miami	p	5	20	4.0	10	0	1	15	15.0	15	0	1	23	23.0	23	0	1	0	12	12.0	12	0
12/14	Jacksonville	p	11	34	3.1	8	0	3	9	3.0	7	0	1	21	21.0	21	0	-	-	-	-	-	-
12/20	at N.Y. Jets	p	3	8	2.7	4	0	-	-	-	-	-	-	-	-	-	-	-	-	-	-	-	-
12/27	Buffalo	p	9	26	2.9	6	0	-	-	-	-	-	-	-	-	-	-	-	-	-	-	-	-
2003 Totals	15/8		178	638	3.6	23	0	48	440	9.2	27	0	10	207	20.7	30	0	5	6	66	13.2	19	0
01/10	Tennessee	p	5	22	4.4	8	0	3	31	10.3	19	0	1	14	14.0	14	0	-	-	-	-	-	-
01/18	Indianapolis	p	3	8	2.7	6	0	1	8	8.0	8	0	1	16	16.0	16	0	-	-	-	-	-	-
02/01	at Carolina	p	6	42	7.0	23	0	4	19	4.8	7	0	-	-	-	-	-	-	-	-	-	-	-
2003 Postseason	3/0		14	72	5.1	23	0	8	58	7.7	19	0	2	30	15.0	16	0	-	-	-	-	-	-
2004	Opponent	P/S	No	Yds	Avg	Lg	TD	No	Yds	Avg	Lg	TD	No	Yds	Avg	Lg	TD	No	FC	Yds	Avg	Lg	TD
09/09	Indianapolis	p			Inactive					Inactive					Inactive					Inactive			
09/19	at Arizona	p			Inactive					Inactive					Inactive					Inactive			
10/03	at Buffalo	p			Inactive					Inactive					Inactive					Inactive			
10/10	Miami	p	1	1	1.0	1	0	1	14	14.0	14	0	-	-	-	-	-	2	0	13	6.5	9	0
10/17	Seattle	p	6	21	3.5	7	0	4	37	9.3	14	0	-	-	-	-	-	2	1	15	7.5	8	0
10/24	N.Y. Jets	p	4	21	5.3	10	0	6	44	7.3	24	0	-	-	-	-	-	2	0	3	1.5	3	0
10/31	at Pittsburgh	s	5	4	0.8	4	0	8	72	9.0	17	0	-	-	-	-	-	3	1	15	5.0	16	0
11/07	at St. Louis	p	1	9	9.0	9	0	2	17	8.5	12	0	-	-	-	-	-	2	2	22	11.0	15	0
11/14	Buffalo	p	13	61	4.7	15	0	2	16	8.0	9	0	-	-	-	-	-	3	1	34	11.3	16	0
11/22	at Kansas City	p	1	1	1.0	1	0	-	-	-	-	-	-	-	-	-	-	1	1	4	4.0	4	0
11/28	Baltimore	p	3	7	2.3	6	0	-	-	-	-	-	-	-	-	-	-	3	1	10	3.3	8	0
12/05	at Cleveland	p	13	87	6.7	20	1	1	4	4.0	4	0	-	-	-	-	-	-	-	-	-	-	-
12/12	Cincinnati	p	1	4	4.0	4	1	1	13	13.0	13	0	-	-	-	-	-	1	-	-	-	-	-
12/20	at Miami	p	6	39	6.5	16	0	1	31	31.0	31	1	4	73	18.3	24	0	2	3	17	8.5	12	0
12/26	at N.Y. Jets	p			Inactive					Inactive					Inactive					Inactive			
01/02	San Francisco	p			Inactive					Inactive					Inactive					Inactive			
2004 Totals	11/1		54	255	4.7	20	2	26	248	9.5	31	1	4	73	18.3	24	0	20	11	133	6.7	16	0
01/16	Indianapolis	p	11	56	5.1	13	0	1	11	11.0	11	0	-	-	-	-	-	-	-	-	-	-	-
01/23	at Pittsburgh	p	3	20	6.7	17	0	-	-	-	-	-	-	-	-	-	-	-	-	-	-	-	-
02/06	Philadelphia	p	8	38	4.8	12	0	2	27	13.5	14	0	-	-	-	-	-	-	-	-	-	-	-
2004 Postseason	3/0		22	114	5.2	17	0	3	38	12.7	14	0	0	0	0	0	0	0	0	0	0.0	0	0

Players

Year	Opponent	P/S	Rushing							Receiving							Kick Returns							Punt Returns						
			No	Yds	Avg	Lg	TD	No	Yds	Avg	Lg	TD	No	Yds	Avg	Lg	TD	No	FC	Yds	Avg	Lg	TD	No	Yds	Avg	Lg	TD		
9/14	at Buffalo	p	3	8	2.7	4	0	6	51	8.5	16	0	4	95	23.8	32	0	-	-	-	-	-	-	-	-	-	-	-		
09/20	at N.Y. Jets	p	3	8	2.7	3	0	1	3	3.0	3	0	-	-	-	-	-	1	1	1.0	1	0	-	-	-	-	-			
09/27	Atlanta	p	5	25	5.0	11	0	3	12	4.0	9	0	2	49	24.5	28	0	2	0	17	8.5	15	0	-	-	-	-	-		
10/04	Baltimore	p	5	22	4.4	10	0	1	6	6.0	6	0	-	-	-	-	-	2	0	13	6.5	9	0	-	-	-	-	-		
10/11	at Denver	p	4	8	2.0	4	0	3	26	8.7	16	0	-	-	-	-	-	-	-	-	-	-	-	-	-	-	-	-		
10/18	Tennessee	p	1	5	5.0	5	0	3	54	18.0	38t	1	-	-	-	-	-	-	-	-	-	-	-	-	-	-	-	-		
10/25	at Tampa Bay	p	2	19	9.5	13	0	2	5	2.5	8	0	-	-	-	-	-	-	-	-	-	-	-	-	-	-	-	-		
11/08	Miami	S	2	15	7.5	11	0	4	35	8.8	14	0	-	-	-	-	-	-	-	-	-	-	-	-	-	-	-	-		
11/15	at Indianapolis	S	12	79	6.6	29	0	2	7	3.5	6	0	-	-	-	-	-	-	-	-	-	-	-	-	-	-	-	-		
11/22	N.Y. Jets	S	2	4	2.0	4	0	4	53	13.3	25	0	-	-	-	-	-	-	-	-	-	-	-	-	-	-	-	-		
11/30	at New Orleans	S	3	22	7.3	14	0	2	30	15.0	19	0	-	-	-	-	-	-	-	-	-	-	-	-	-	-	-	-		
12/06	at Miami	p	3	15	5.0	9	1	2	-1	-0.5	1	0	-	-	-	-	-	-	-	-	-	-	-	-	-	-	-	-		
12/13	Carolina	S	10	58	5.8	19	1	3	17	5.7	7	0	-	-	-	-	-	-	-	-	-	-	-	-	-	-	-	-		
12/20	at Buffalo	S	7	7	7.0	7	0	1	3	3.0	3	0	-	-	-	-	-	-	-	-	-	-	-	-	-	-	-	-		
12/27	Jacksonville	S	6	41	6.8	18	0	-	-	-	-	-	-	-	-	-	-	-	-	-	-	-	-	-	-	-	-	-		
01/03	at Houston	S	Inactive	Inactive	Inactive	Inactive	Inactive	Inactive	Inactive	Inactive	Inactive	Inactive	Inactive	Inactive	Inactive	Inactive	Inactive	Inactive	Inactive	Inactive	Inactive	Inactive	Inactive	Inactive	Inactive	Inactive	Inactive	Inactive		
2009 Totals	15/7		62	335	5.4	29	2	37	301	8.1	38t	1	6	144	24.0	32	0	5	2	31	6.2	15	0	-	-	-	-	-		
01/10	Baltimore	p	14	52	3.7	9	0	6	37	6.2	18	0	-	-	-	-	-	-	-	-	-	-	-	-	-	-	-	-		
2009 Postseason	1/0		14	52	3.7	9	0	6	37	6.2	18	0	0	0	0.0	0	0	0	0	0	0.0	0	0	0	0	0	0	0		



Stephen GOSTKOWSKI

3

HT: 6-1 WT: 215

Born: 1/28/84 Exp. (NFL/Patriots): 5/5

GP/GS (Playoffs): 72/0 (7/0)

Acq: D4b-06 College: Memphis Hometown: Madison, Miss.

PRO BOWLS

★ ★ ★ KICKER ★ ★ ★



PRONOUNCED gust-OW-ski

CAREER TRANSACTIONS

Stephen Gostkowski was drafted by the New England Patriots in the fourth round (118th overall) of the 2006 NFL Draft ... Signed by the Patriots (7/24/06) ... Placed on injured reserve with a thigh injury (11/10/10).

CAREER HIGHLIGHTS

- ★ Entering the 2010 season, Gostkowski had hit 103-of-121 career field goal attempts, and his 85.1 percent accuracy rate was the highest in Patriots history.
- ★ He has now scored over 100 points in each of his four NFL seasons (103 in 2006, 137 in 2007, 148 in 2008 and 125 in 2009).
- ★ In 2008, Gostkowski was named to his first career Pro Bowl and also earned a spot on the Associated Press All-Pro First Team.
- ★ Gostkowski set a Patriots single-season record and led the NFL with 36 successful field goals in 2008.
- ★ In 2008, Gostkowski led the NFL with 148 points, the most by a Patriots player since the 1970 AFL-NFL merger and the second highest total in team history (Gino Cappelletti, 155 in 1964).
- ★ Gostkowski connected on 90 percent of his field goal tries in 2008 (36-for-40), tying the second highest single-season field goal percentage in team history.
- ★ Gostkowski set an NFL single-season record with 74 successful PAT kicks in 2007.
- ★ Gostkowski was perfect in the 2006 playoffs, connecting on all eight of his field goals, including a game-winning, 31-yard boot with 1:10 remaining to seal the Patriots' divisional playoff victory at San Diego (1/14/07).
- ★ Gostkowski kicked the longest field goal in Patriots playoff history when he nailed a 50-yard boot at San Diego (1/14/07).
- ★ Gostkowski's 52-yard field goal against Chicago (11/26/06) was the longest field goal in Gillette Stadium history.

SEASONAL REVIEWS

2010 (8/0)

- ★ Placed on injured reserve with a thigh injury on Nov. 10, 2010.
- ★ Made his only extra point attempt against the Browns, but did not play in the second half due to injury (11/7).
- ★ Went 4-for-4 on extra points and did not attempt any field goals against Minnesota (10/31). Recorded his 15th touchback of the year as well as one special teams tackle.
- ★ Made both extra points and all three field goals he attempted - a 40-yard kick and two 35-yards kicks. Also recorded his 14th touchback of the season against San Diego (10/24).



EXTRA POINTS

- ★ As a college freshman, Stephen arrived at the University of Memphis with a partial baseball scholarship and walked on to the school's football team as a kicker. After excelling in his kicking duties, he earned a full football scholarship.
- ★ In high school, Stephen earned all-state honors in Mississippi in three sports - football, baseball and soccer. In college, he was an All-Conference USA selection in both baseball and football.
- ★ Helped kick off the Patriots 2010 "Kick Cancer" campaign by recording PSAs to promote cancer awareness and screenings, as well as visiting cancer patients at Mass General Hospital in Boston.
- ★ Nailed a game-winning 35-yard field goal with 1:56 remaining in overtime, marking his first career game-winning overtime field goal in his first career opportunity. Gostkowski also made a 24-yard field goal to tie the game at 20-20 with 1:51 remaining in regulation against the Ravens and a 26-yard field goal in the first quarter (10/17). Was 2-for-2 on extra points.
- ★ Hit both field goal attempts (23 and 30-yards) and made 5-of-5 extra points against the Dolphins (10/4).
- ★ Made his only field goal attempt of the day, a 43-yard kick with 24 seconds left in the first half to put the Patriots up 17-16. Was 3-for-3 on extra points (9/26).
- ★ Was 2-for-2 on extra points, but missed his only field goal attempt (37 yards) against the Jets (9/19).
- ★ Connected on 1-of-3 field goal attempts and 5-of-5 extra points against Cincinnati (9/12).

2009 (16/0, 1/0)

- ★ Kicked in all 16 games and connected on 26 of 31 field goals and 47 of 47 extra points for 125 total points.
- ★ Named AFC Special Teams Player of the Week (Week 9 vs. Miami) after tying his career-high with four field goals (30, 38, 34 and 40) in the Patriots' 27-17 victory.
- ★ Went over 100 points on the season with two field goals and two extra points against Carolina (12/13) and finished the season with 125 total points. He has now scored over 100 points in each of his four NFL seasons (103 in 2006, 137 in 2007 and 148 in 2008).
- ★ Passed Stanley Morgan (408 points) to move into fifth place on the Patriots' all-time scoring list during the victory vs. Atlanta (9/27) and pushed his totals to 513 total points to move into fourth place. Tied his career-high with four field goals in the win over the Falcons.



★ ★ ★ **EVEN STEPHEN** ★ ★ ★

Since joining the Patriots as a fourth-round draft choice in 2006, Stephen Gostkowski has connected on 85.1 percent of his regular-season field goal attempts (103-for-121), achieving the best field goal percentage in Patriots history.

PATRIOTS ALL-TIME LEADERS / FIELD GOAL PCT.

(Minimum 50 Attempts)

Player	Years	FGM	FGA	Pct.
Stephen Gostkowski	2006-10	113	134	.843
Adam Vinatieri	1996-05	263	321	.819

PATRIOTS SINGLE-SEASON LEADERS / FGs MADE

Player	Year	FGM	FGA	Pct.
Stephen Gostkowski	2008	36	40	.900
Tony Franklin	1986	32	41	.780
Adam Vinatieri	2004	31	33	.939
Adam Vinatieri	1998	31	39	.795

PATRIOTS SINGLE-SEASON LEADERS / FIELD GOAL PCT.

(Minimum 16 Attempts)

Player	Year	FGM	FGA	Pct.
Adam Vinatieri	2004	31	33	.939
Stephen Gostkowski	2008	36	40	.900
Adam Vinatieri	2002	27	30	.900
Stephen Gostkowski	2007	21	24	.875
Adam Vinatieri	1997	25	29	.862

PATRIOTS SINGLE-SEASON LEADERS / POINTS SCORED

Player	Year	TD	2-PT	FG	PAT	Pts.
Gino Cappelletti	1964	7	1	25	36	155
Stephen Gostkowski	2008	0	0	36	40	148
Gino Cappelletti	1961	8	0	17	48	147
Adam Vinatieri	2004	0	0	31	48	141

★ Set a career-long with a 53-yard field goal at Denver (10/11), besting a 52-yard field goal he had vs. Chicago (11/26/06).

★ His 47-yard field goal vs. Carolina (12/13) was the 100th field goal of his career.

★ Tied a team record with eight extra points vs. Tennessee (10/18).

★ Recovered a key fumble in the fourth quarter of the season-opener vs. Buffalo (9/14), diving on a Leodis McKelvin fumble on a kickoff return that was forced by Pierre Woods, giving the Patriots possession at the 31-yard line to help set up the go-ahead touchdown in a come-from-behind 25-24 Patriots win.

★ Recorded a career-high 21 touchbacks, which was tied for second best in the AFC and sixth in the NFL.

2008 (16/0)

★ Named to the Pro Bowl for the first time in his career in 2008.

★ Named to the Associated Press All-Pro First Team.

★ Also selected as an All-Pro by ESPN.com, SI.com, *The Sporting News* and *Pro Football Weekly*.

★ Named AFC Special Teams Player of the Month for the month of October, when he made 9-of-10 field goal attempts.

★ Set a Patriots single-season record and led the NFL with 36 field goals.

★ Led the NFL with 148 points, the most by a Patriots player since the 1970 AFL-NFL merger and the second highest total in team history (Gino Cappelletti, 155 in 1964).

★ Connected on 90 percent of his field goal tries (36-for-40), tying the second highest single-season field goal percentage in team history.

★ Recorded 16 touchbacks.

★ With his 33-yard field goal of the Patriots' 13-0 victory over Buffalo on Dec. 28, set a new Patriots record for points in a season since the 1970 AFL-NFL merger with 144 points, topping Adam Vinatieri's mark of 141 points set in 2004.

★ While making four-of-four field goal tries against Arizona (12/21), set a Patriots single-season franchise record for the most field goals with his 33rd of the season, breaking Tony Franklin's mark of 32 in 1986.

★ Tied a single-game career high with four field goals made and attempted at the N.Y. Jets (9/14) and equaled the mark in a snowstorm against Arizona (12/21).

★ Set a single-game career high with 17 points (five extra point attempts and four field goals) against Arizona (12/21).

2007 (16/0, 3/0)

★ Set an NFL record for extra point attempts while going a perfect 74-for-74.

★ Finished with a then career-high 137 points for the season while successfully making 21-of-24 field goal attempts in 2007.

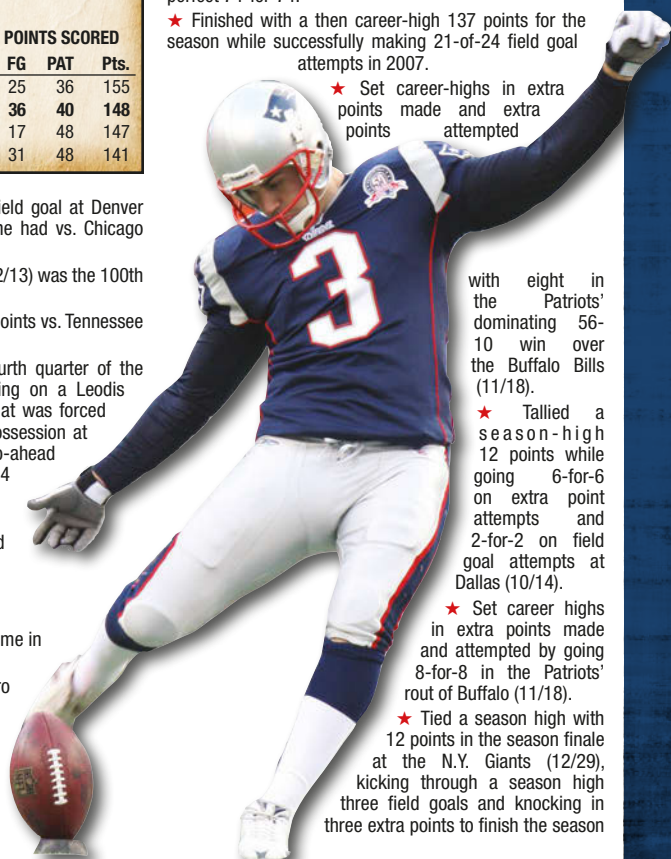
★ Set career-highs in extra points made and extra points attempted

with eight in the Patriots' dominating 56-10 win over the Buffalo Bills (11/18).

★ Tallied a season-high 12 points while going 6-for-6 on extra point attempts and 2-for-2 on field goal attempts at Dallas (10/14).

★ Set career highs in extra points made and attempted by going 8-for-8 in the Patriots' rout of Buffalo (11/18).

★ Tied a season high with 12 points in the season finale at the N.Y. Giants (12/29), kicking through a season high three field goals and knocking in three extra points to finish the season



a perfect 74-for-74 in extra point attempts.

★ Connected on all four extra point attempts while making one-of-two field goal tries in the Patriots' win over Jacksonville in the AFC Divisional playoffs (1/12).

2006 (16/0, 3/0)

★ Saw action in all 16 regular season contests and three postseason games.

★ Made good on 20-of-26 field goals and 43-of-44 extra point opportunities in his rookie season.

★ Made 18 of his last 21 field goal attempts in the regular season.

★ Finished fifth in the AFC with 12 touchbacks.

★ Connected on his first career NFL field goal from 32 yards out in the Patriots' 19-17 victory over Buffalo (9/10).

★ His 52-yard field goal against the Bears (11/26) was the longest by a Patriots player at Gillette Stadium.

★ Connected on all eight of his field goal attempts in the 2006 postseason.

★ Against Indianapolis (11/5), nailed a 49-yard field goal to cut the Colts' lead to 24-17 in the third quarter.

★ Connected on all four field goal attempts and all of his extra point opportunities against Houston (12/17).

★ Nailed a 48-yard field goal to give the Patriots a 3-0 lead in the second quarter at Jacksonville (12/24).

★ Made good on all three field goal attempts and all four extra point opportunities in the wild card playoffs against the Jets (1/7).

★ Gave the Patriots a 3-0 lead with a 50-yard field goal in the first quarter of the divisional playoffs at San Diego (1/14).

★ Connected on his first career game-winning field goal from 31 yards out to give the Patriots a 24-21 lead with 1:10 remaining in the fourth quarter.

★ In the AFC Championship Game at Indianapolis (1/21), gave the Patriots a 31-28 lead with a 28-yard field goal in the fourth quarter. Nailed a 43-yard field goal with 3:49 left to play in the game, giving the Patriots a 34-31 lead.

COLLEGE

★ Finished his collegiate career placing 13th in NCAA Division I-A history with 369 points and 14th with 70 successful field goals.

★ His 369 career points set a Memphis record, shattering the old mark of 263 points by Joe Allison (1990-93).

★ Made 70-of-92 field goals during his career, good for a 76.1 percent accuracy rate.

★ Over his final two seasons, made 85.7 percent of his field goal attempts (42-of-49).

★ Holds the top three spots on the Tigers' single-season record list for points scored by a kicker, totaling 101 points in 2003, 108 in 2004 and 101 in 2005.

★ His 44 successful extra points in 2003 topped the old school single-season record of 42 by John Cobb (1949), and his 48 extra points in 2004 broke the previous record of 44, which he had established a year earlier.

★★ HONORS & AWARDS ★★

2009

AFC Special Teams Player of the Week (Wk 9)

2008

Pro Bowl

Associated Press All-Pro: First Team

Pro Football Weekly/PFWA All-NFL Team

ESPN.com All-Pro Team

SI.com All-Pro Team

Sporting News All-Pro Team

Dallas Morning News All-Pro Team

Pro Football Weekly/PFWA All-AFC Team

AFC Special Teams Player of the Month (October)

★ GOSTKOWSKI'S SINGLE GAME CAREER HIGHS ★

Regular Season

Extra Points Made:	8	vs. Tennessee (10/18/09) at Buffalo (11/18/07)
Extra Points Att:	8	vs. Tennessee (10/18/09) at Buffalo (11/18/07)
Field Goals Made:	4	Five times. Most recent vs. Miami (11/8/09)
Field Goals Att.:	4	Five times. Most recent vs. Miami (11/8/09)
Long:	53	at Denver (11/11/09)
Points:	17	vs. Arizona (12/21/08)

PERSONAL

★ Stephen Carroll Gostkowski was born the son of Larry and Cindy Gostkowski on January 28, 1984 in Baton Rouge, La.

★ Attended Madison (Miss.) Central High School, where he lettered for four years in football and soccer and three years in baseball.

★ Earned all-state honors in all three sports.

★ Completed his prep baseball career with a 16-2 record and a 1.00 ERA, leading Madison Central to the 2002 Mississippi state championship.

★ Also holds the school record for the longest field goal at 55 yards.

★ Also played baseball at Memphis.

★ Supporter of Tufts University's Read by the River.

★ Served as an honorary coach in the 2007 BELL Bowl, a fundraiser at Gillette Stadium to benefit the BELL Foundation.

★ In 2008, participated in the United Way of Rhode Island's Hometown Huddle at the East Providence Boys & Girls Club, teaching club members how to incorporate nutrition and fitness into their daily routines.

★ Participated in the 2008 Salvation Army Holiday Party at Gillette Stadium with nearly 250 children from the Boston and Providence Salvation Army centers.

★ Majored in exercise and sport science at Memphis.

★ Stephen and his wife Hallie have a son Slayden Kyle.

★ ★ ★ ★ ★ **STEPHEN GOSTKOWSKI** ★ ★ ★ ★ ★

Pos: K Ht: 6-1 Wt: 215 Year: 5th Acq: D4b-06 College: Memphis Born: 1/28/84

REGULAR SEASON		FIELD GOALS												PATs			
Year	Team	G	1-29	Pct	30-39	Pct	40-49	Pct	50+	Pct.	Overall	Pct.	Lg	Made	Att	2-Pt	Pts.
2006	Patriots	16	10-11	90.9	7-10	70.0	2-4	50.0	1-1	100.0	20-26	76.9	52	43	44	0	103
2007	Patriots	16	10-10	100.0	8-9	88.9	3-5	60.0	0-0	---	21-24	87.5	45	74	74	0	137
2008	Patriots	16	10-12	83.3	16-16	100.0	9-11	81.8	1-1	100.0	36-40	90.0	50	40	40	0	148
2009	Patriots	16	7-7	100.0	12-13	92.3	5-8	62.5	2-3	66.7	26-31	83.9	53	47	47	0	125
2010	Patriots	8	2-2	100.0	6-7	85.7	2-3	66.7	0-1	0.0	10-13	76.9	43	26	26	0	54
Totals - 5 years		72	39-42	92.9	49-55	89.1	21-31	67.7	4-6	66.7	113-134	84.3	53	230	231	0	567
POSTSEASON		FIELD GOALS												PATs			
Year	Team	G	1-29	Pct	30-39	Pct	40-49	Pct	50+	Pct.	Overall	Pct.	Lg	Made	Att	2-Pt	Pts.
2006	Patriots	3	3-3	100.0	2-2	100.0	2-2	100.0	1-1	100.0	8-8	100.0	50	9	9	0	33
2007	Patriots	3	0-0	---	1-2	50.0	0-0	---	0-0	---	1-2	50.0	50	9	9	0	12
2009	Patriots	1	0-0	0.0	0-0	0.0	0-1	0.0	0-0	0.0	0-1	0.0	0	2	2	0	2
Totals - 3 years		7	3-3	100.0	3-4	75.0	2-3	66.7	1-1	100.0	9-11	81.8	50	20	20	0	47

Additional Statistics: Special teams tackles - Career (14); 2006 (3), 2007 (3), 2008 (2), 2009 (6), 2010 (1).

Special teams fumble recoveries: 2009 (1).

★ ★ ★ ★ ★ **GOSTKOWSKI'S CAREER GAME-BY-GAME** ★ ★ ★ ★ ★

2006	Opponent	XP	%	FG	Blk	%	PTS	FGs (Missed)	2008	Opponent	XP	%	FG	Blk	%	PTS	FGs (Missed)
09/10	Buffalo	2-2	100%	1-1	0	100%	5	32	09/07	Kansas City	2-2	100%	1-1	0	100%	5	37
09/17	at N.Y. Jets	3-3	100%	1-2	1	50%	6	20,(29b)	09/14	at N.Y. Jets	1-1	100%	4-4	0	100%	13	21,37,28,27
09/24	Denver	1-1	100%	0-1	1	0%	1	(37b)	09/21	Miami	1-1	100%	2-2	0	100%	7	37,44
10/01	at Cincinnati	5-5	100%	1-2	0	50%	8	(48),24	10/05	at San Francisco	3-3	100%	3-3	0	100%	12	35,40,49
10/08	Miami	2-2	100%	2-2	0	100%	8	31,31	10/12	at San Diego	1-1	100%	1-2	0	50%	4	(48),47
10/22	at Buffalo	4-4	100%	0-0	0	--	4	--	10/20	Denver	5-5	100%	2-2	0	100%	11	31,40
10/30	at Minnesota	4-4	100%	1-1	0	100%	7	23	10/26	St. Louis	2-2	100%	3-3	0	100%	11	30,27,41
11/05	Indianapolis	2-2	100%	2-3	0	67%	8	49,(36),26	11/02	at Indianapolis	0-0	0%	3-3	0	100%	9	29,35,25
11/12	N.Y. Jets	0-0	--	2-2	0	100%	6	31,21	11/09	Buffalo	2-2	100%	2-3	0	67%	8	32,(49),37
11/19	at Green Bay	5-5	100%	0-0	0	--	5	--	11/13	N.Y. Jets	2-2	100%	3-3	0	100%	11	42,31,47
11/26	Chicago	2-2	100%	1-1	0	100%	5	52	11/23	at Miami	6-6	100%	2-2	0	100%	12	30,30
12/03	Detroit	2-2	100%	2-2	0	100%	8	25,27	11/30	Pittsburgh	1-1	100%	1-2	0	50%	4	29,(27),27
12/10	at Miami	0-0	--	0-0	0	--	0	--	12/07	at Seattle	1-1	100%	3-3	0	100%	10	50,42,27
12/17	Houston	4-4	100%	4-4	0	100%	16	26,32,31,21	12/14	at Oakland	7-7	100%	0-0	0	0%	7	--
12/24	at Jacksonville	3-3	100%	1-2	0	50%	6	48,(49)	12/21	Arizona	5-5	100%	4-4	0	100%	17	38,35,24,30
12/31	at Tennessee	4-5	80%	2-3	0	67%	10	28,26,(33)	12/28	at Buffalo	1-1	100%	2-3	0	67%	7	33,(26),23
2006 Totals		43-44	98%	20-26	2	76.9%	103		2008 Totals		40-40	100%	36-40	0	90.0%	148	
01/07	N.Y. Jets	4-4	100%	3-3	2	76.9%	13	20,40,28									
01/14	at San Diego	1-1	100%	3-3	0	100%	10	50,34,31									
01/21	at Indianapolis	4-4	100%	2-2	0	100%	10	28,43									
2006 Postseason		9-9	100%	8-8	0	100%	33										
2007	Opponent	XP	%	FG	Blk	%	PTS	FGs (Missed)	2009	Opponent	XP	%	FG	Blk	%	PTS	FGs (Missed)
09/09	at N.Y. Jets	5-5	100%	1-1	0	100%	8	22	09/14	Buffalo	1-1	100%	2-3	0	67%	7	(41),20,28
09/16	San Diego	5-5	100%	1-2	0	50%	8	(41),24	09/20	at N.Y. Jets	0-0	--	3-3	0	100%	9	45,25,29
09/23	Buffalo	5-5	100%	1-1	0	100%	8	24	09/27	Atlanta	2-2	100%	4-4	0	100%	14	21,33,22,33
10/01	at Cincinnati	4-4	100%	2-2	0	100%	10	31,36	10/04	Baltimore	3-3	100%	2-2	0	100%	9	32,33
10/07	Cleveland	4-4	100%	2-2	0	100%	10	20,25	10/11	at Denver	2-2	100%	1-2	0	50%	5	53,(40)
10/14	at Dallas	6-6	100%	2-2	0	100%	12	45,22	10/18	Tennessee	8-8	100%	1-2	0	50%	11	(39),33
10/21	at Miami	7-7	100%	0-0	0	--	7	--	10/25	at Tampa Bay	5-5	100%	0-0	0	--	5	--
10/28	Washington	7-7	100%	1-1	0	100%	10	36	11/08	Miami	1-1	100%	4-4	0	100%	13	30,38,34,40
11/04	at Indianapolis	3-3	100%	1-1	0	100%	6	34	11/15	at Indianapolis	4-4	100%	2-2	0	100%	10	31,36
11/18	at Buffalo	8-8	100%	0-0	0	--	8	--	11/22	N.Y. Jets	4-4	100%	1-2	0	50%	7	26,(40)
11/25	Philadelphia	4-4	100%	1-2	0	50%	7	23,(32)	11/30	at New Orleans	2-2	100%	1-2	0	50%	5	36,(50)
12/03	at Baltimore	3-3	100%	2-2	0	100%	9	21,38	12/06	at Miami	3-3	100%	0-0	0	--	3	--
12/09	Pittsburgh	4-4	100%	2-3	0	67%	10	(48),42,28	12/13	Carolina	2-2	100%	2-2	0	100%	8	48,47
12/16	N.Y. Jets	2-2	100%	2-2	0	100%	8	26,34	12/20	at Buffalo	2-2	100%	1-1	0	100%	5	30
12/23	Miami	4-4	100%	0-0	0	--	4	--	12/27	Jacksonville	5-5	100%	0-0	0	--	5	--
12/29	at N.Y. Giants	3-3	100%	3-3	0	100%	12	37,45,37	01/03	at Houston	3-3	100%	2-2	0	100%	9	51,43
2007 Totals		74-74	100%	21-24	0	87.5%	137										
01/12	Jacksonville	4-4	100%	1-2	0	50%	7	(35),35									
01/20	San Diego	3-3	100%	0-0	0	--	3	--									
02/03	N.Y. Giants	2-2	100%	0-0	0	--	2	--									
2007 Postseason		9-9	100%	1-2	0	50%	12										

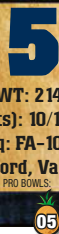


Shayne GRAHAM

HT: 6-0 WT: 214
Born: 12/9/77 Exp. (NFL/Patriots): 10/1
GP/GS (Playoffs): 136/0 (2/0) Acq: FA-10
College: Virginia Tech Hometown: Radford, Va.
PRO BOWLS



KICKER



CAREER TRANSACTIONS

Shayne Graham was signed by the Patriots as a free agent on November 10, 2010 ... Originally signed as a rookie free agent by New Orleans (6/30/00) ... Waived by New Orleans (8/22/00) ... Signed as a free agent by Seattle (4/27/01) ... Waived by Seattle (9/2/01) ... Signed as a free agent by Buffalo (11/27/01) ... Waived by Buffalo (4/23/02) ... Signed as a free agent by Seattle (5/15/02) ... Waived by Seattle (8/13/02) ... Signed as a free agent by Carolina (9/27/02) ... Waived by Carolina (8/31/03) ... Claimed off waivers by Cincinnati (9/01/03) ... Signed as an unrestricted free agent from by Baltimore from Cincinnati (6/3/10) ... Waived by Baltimore (9/4/10) ... Signed as a free agent by the New York Giants (10/16/10) ... Waived by the New York Giants (10/18/10).

CAREER HIGHLIGHTS

- ★ In 2005, Graham earned his first-career Pro Bowl selection, after leading the AFC with a Bengals' franchise-record 131 points (third in the NFL) while connecting on 28 of 32 field goal attempts and a career-high 47 extra point attempts.
- ★ Graham is the fifth-most accurate kicker in NFL history (85.2%, connecting on 196 of 230 field goal attempts).
- ★ Has made 98.9% of his extra point attempts (280 of 283), combining with 196 field goals for 864 career points.
- ★ Finished his tenure with Cincinnati as the franchise's most accurate kicker, producing an 86.8% mark (177 of 204) in seven seasons.
- ★ Owns Bengals record for points in a season (131 in 2005), field goals in a season (31 in 2007) and Field goals in a game (7 in 2007).
- ★ Also owns Cincinnati's franchise record for consecutive field goals made with 21 (game 1-10 in 2007).
- ★ Is the Bengals' No. 2 all-time scorer with 779 points (Jim Breech - 1,151 points).

SEASONAL REVIEWS

2010 (8/0 - Patriots)

- ★ Made 12-of-12 field goal attempts, becoming the first Patriots kicker with at least 10 attempts in one season to connect on all of them.
- ★ Was good from 28 yards on his only field goal attempt as well as all five of his attempted extra points against the Dolphins (1/2).
- ★ Made 34 and 26-yard field goals and was 4-for-4 on extra point attempts against the Bills (12/26).
- ★ Connected on a 38-yard field goal attempt in the fourth quarter to bring the Pats within three points of the Packers. Also made all four of his extra point attempts (12/19).
- ★ Was 3-for-3 on field goals from 25, 29 and 30-yards in blustery conditions against the Bears. Made three of four extra point attempts (12/12).



EXTRA POINTS

- ★ On November 11, 2007 at Baltimore, Graham scored all of Cincinnati's points in a 21-7 win, going seven-for-seven on field goals and breaking Doug Pelfrey's 1994 Bengals record of six field goals in a game. Graham's seven field goals in a single game tied for second in NFL history (record is eight).
 - ★ Made a season-long 41-yard field goal and connected on all six extra points he attempted against the Jets (12/6).
 - ★ Was 6-for-6 on extra points and made the only field goal he attempted, a 19-yarder to put the Patriots on the board first in the first quarter against the Lions (11/25).
 - ★ Connected on the only field goal he attempted, a 25-yard kick, as well as all four of the extra points against the Colts (11/21).
 - ★ Made his Patriots debut, connecting on both field goals he attempted (from 31 and 36 yards), and was 3-for-4 on extra points against the Steelers (11/14).
- ### 2010 (1/0 - New York Giants)
- ★ Kicked in one game, connecting on all four extra point attempts and attempting zero field goals vs. Detroit (10/17).
 - ★ He was signed due to an injury to Lawrence Tynes.
- ### 2009 (16/0, 1/0 - Cincinnati)
- ★ Led the Bengals with 97 points, connecting on 23 of 28 field goal attempts (82.1%) and 28 of 29 extra point attempts (96.6%) in the regular season.
 - ★ Recorded eight touchbacks on 69 kickoffs.
 - ★ Tied his career-long field goal mark with a 53-yarder versus Cleveland (11/29).
 - ★ Played in his second-career playoff game versus the New York Jets.
- ### 2008 (14/0 - Cincinnati)
- ★ Connected on 21 of 24 FGAs (87.5%) and all 15 extra point attempts for 78 points.
 - ★ Missed two games with a groin injury.
 - ★ Connected on a 19-yard at Indianapolis (12/7), which pushed him to 662 career-Bengals points, past Doug Pelfrey (660) into second place on the all-time franchise list.
- ### 2007 (16/0 - Cincinnati)
- ★ Posted a career-high and Cincinnati franchise-record 92.1% on FGAs, connecting on a career-high 31 of 34 attempts and all 37 extra point attempts for a team-leading 131 points.



- ★ Made a team-record 21 consecutive field goals.
- ★ Connected on a career-high and Cincinnati franchise-record seven field goals in one game at Baltimore (11/11), which tie for second-most in a single game in NFL history.

2006 (16/0 – Cincinnati)

- ★ Connected on 25 of 30 field goal attempts and 40 of 42 extra point attempts for 115 points.
- ★ Posted a career-high 13 touchbacks on 84 kickoffs, tying him for fifth in the NFL.

2005 (16/0, 1/0 – Cincinnati)

- ★ Earned his first-career Pro Bowl selection, after leading the AFC with a Bengals' franchise-record 131 points (third in the NFL) while connecting on 28 of 32 field goal attempts and a career-high 47 extra point attempts.
- ★ Posted a career-best 11 special teams tacksles.
- ★ Hit his lone field goal attempt and both extra point attempts in the Wild Card Game at Pittsburgh (1/8).

2004 (16/0 – Cincinnati)

- ★ Finished with 122 points after completing 27 of 31 field goal attempts and nailing all 41 extra point attempts.

2003 (16/0 – Cincinnati)

- ★ Converted 88% (22 of 25) of his field goal attempts and kicked 40 extra points, accruing 106 points, in his first season with Cincinnati.

2002 (11/0 – Carolina)

- ★ Played in Carolina's final 11 games of the season, converting on 13 of 18 field goal attempts and nailing all 21 extra point attempts.

2001 (6/0 – Buffalo)

- ★ Scored 25 points on six of eight field goal attempts and connected on all seven extra point attempts after signing with Buffalo (11/27).
- ★ Successfully kicked his first two career-field goals (20 and 27 yards) in a 25-24 win against Carolina in his first-career game (12/9).

2000 (0/0 – New Orleans)

- ★ Entered the NFL on June 30 as a rookie free agent and did not attempt a field goal in the preseason before being waived (8/22).


COLLEGE

- ★ Recorded 371 points to become the then-career scoring leader at Virginia Tech and the Big East.
- ★ Was just the second player to be named to the first-team All-Big East four consecutive seasons.
- ★ Connected on 68 of 93 field goal attempts (73.1%).
- ★ As a senior in 1999, was honored as the Big East Special Teams Player of the Year after leading the conference and breaking the school's single-season scoring record with 107 points.
- ★ Set Virginia Tech and Big East records with 97 consecutive extra points made.

PERSONAL

- ★ Born Michael Shayne Graham on December 9, 1977 in Radford, Virginia.
- ★ Played football and soccer at Pulaski County High School in Dublin, Virginia.

★★★★★ SHAYNE GRAHAM ★★★★★														
Pos: K Ht: 6-0 Wt: 214 Year: 10th Acq: FA-10 College: Virginia Tech Born: 12/9/77														
REGULAR SEASON			FIELD GOALS										PATs	
Year	Team	G	1-29	Pct	30-39	Pct	40-49	Pct	50+	Pct.	Overall	Pct.	Lg	Made Att 2-Pt Pts.
2001	Bills	6	4-4	100.0	0-0	---	2-4	50.0	0-0	---	6-8	75.0	41	7 7 0 25
2002	Panthers	11	3-5	60.0	2-3	66.7	6-8	75.0	2-21	100.0	13-18	72.2	50	21 21 0 60
2003	Bengals	16	5-5	100.0	10-10	100.0	7-8	87.5	0-2	0.0	22-25	88.0	47	40 40 0 106
2004	Bengals	16	7-7	100.0	10-12	83.3	7-8	87.5	3-4	75.0	27-31	87.1	53	41 41 0 122
2005	Bengals	16	11-11	100.0	10-11	90.9	7-9	77.8	0-1	0.0	28-32	87.5	49	47 47 0 131
2006	Bengals	16	9-9	100.0	8-9	88.9	6-8	75.0	2-4	50.0	25-30	83.3	51	40 42 0 115
2007	Bengals	16	12-13	92.3	13-13	100.0	6-7	85.7	0-1	0.0	31-34	91.2	48	37 37 0 130
2008	Bengals	14	6-6	100.0	6-7	85.7	9-11	81.8	0-0	---	21-24	87.5	45	15 15 0 78
2009	Bengals	16	10-11	90.0	8-10	80.0	3-3	100.0	2-4	50.0	23-28	82.1	53	28 29 0 97
2010	Giants	1	0-0	---	0-0	---	0-0	---	0-0	---	0-0	---	--	4 4 0 4
2010	Patriots	8	6-6	100.0	5-5	100.0	1-1	100.0	0-0	---	12-12	100.0	41	35 37 0 71
Totals-10 years		136	73-77	94.8	72-80	90.0	54-67	80.6	9-18	50.0	208-242	85.8	53	315 320 0 939
POSTSEASON			FIELD GOALS										PATs	
Year	Team	G	1-29	Pct	30-39	Pct	40-49	Pct	50+	Pct.	Overall	Pct.	Lg	Made Att 2-Pt Pts.
2005	Cincinnati	1	1-1	100.0	0-0	---	0-0	---	0-0	---	1-1	100.0	23	2 2 0 5
2009	Cincinnati	1	0-1	0.0	0-1	0.0	0-0	---	0-0	---	0-2	0.0	0	2 2 0 2
Totals - 2 years		2	1-2	50.0	0-1	0.0	0-0	---	0-0	---	1-3	33.3	23	4 4 0 7



BenJarvus

GREEN-ELLIS

42

HT: 5-11 WT: 215

Born: 7/2/85 Exp. (NFL/Patriots): 3/3

GP/GS (Playoffs): 37/14 (0/0) Acq: FA-08

College: Mississippi Hometown: New Orleans, La.

★ ★ ★ **R U N N I N G B A C K** ★ ★ ★

CAREER TRANSACTIONS

BenJarvus Green-Ellis was signed by the Patriots as a rookie free agent on May 2, 2008 ... Released by the Patriots (8/30/08) ... Signed to the Patriots practice squad (8/31/08) ... Signed to the Patriots' active roster (10/11/08).

CAREER HIGHLIGHTS

- ★ Green-Ellis finished second on the Patriots with five rushing touchdowns in 2008. He recorded a touchdown in four straight games from Oct. 20 to Nov. 9 and reached the end zone in five of six games from Oct. 20 to Nov. 23.
- ★ Green-Ellis ran for 105 yards on 26 carries against Buffalo (11/9/08), recording his first career 100-yard rushing game in just his fifth career game.

SEASONAL REVIEWS

2010 (16/11)

- ★ Became the 11th Patriots running back and the first since Corey Dillon in 2004 to eclipse the 1,000-yard mark, finishing the 2010 season with 1,008 rushing yards. Did so without a single fumble, joining Ray Rice as the only backs in the NFL with 175 attempts and no fumbles in 2010.
- ★ Eclipsed the 1,000 yard rushing mark, fishing the season game with 1,008 yards. Led the team with 80 yards on 20 attempts with one touchdown. Added one 6-yard reception in a start against the Dolphins (1/2).
- ★ Registered his third career 100-yard rushing game and his second of the 2010 season when he gained 104 yards on 19 carries against Buffalo (12/26). It was the fourth time this season that he has topped the 95-yard rushing mark.
- ★ Scored the Patriots' first touchdown of the game on a 33-yard run, the longest rush of his career. Carried the ball six times for 38 yards and caught two passes for 12 yards against the Packers (12/19).
- ★ Led the team in rushing with 87 yards on 21 carries against the Bears (12/12).
- ★ Scored his 10th and 11th rushing touchdowns of the year, becoming the eighth Patriot to record double-digit rushing TDs in one season. Finished the game against the Jets with 18 carries for 72 yards, two touchdowns and one 7-yard reception (12/6).
- ★ Scored two touchdowns on a 15-yard run in the second quarter and a one-yard run in the fourth quarter. He led the team with 59 rushing yards on 12 carries against the Lions (11/25).
- ★ Recorded his seventh rushing touchdown of the year and his third game with over 95 yards, leading the team with 96 yards on 21 carries against Indianapolis (11/21). Also caught one 4-yard pass.
- ★ Picked up 87 yards on 18 carries, including a 17-yard run, the second-longest by any player against the Steelers in 2010 (11/14). Also caught four passes for 36 yards.
- ★ Carried the ball nine times for 14 yards against the Browns (11/7).



EXTRA POINTS

- ★ BenJarvus' mother, Latonia Green, has attended all of his football games – in high school, college and the NFL – with the exception of one game while he was playing at the University of Mississippi.
- ★ BenJarvus attended St. Augustine High School in New Orleans, which is also the high school alma mater of former NBA player and coach Avery Johnson and Carl Weathers, who played for the Oakland Raiders for two seasons before launching a successful acting career.
- ★ Picked up a career-high 112 rushing yards on 17 carries (6.6-yard avg.) and two touchdowns against the Vikings (10/31), including 62 yards on seven carries on the Patriots' final touchdown drive that extended a three-point lead to a 10-point cushion late in the fourth quarter. This was his fifth straight game with a touchdown and the first multiple-touchdown game of his career.
- ★ Carried the ball 11 times for 24 yards and one touchdown against the Chargers, marking his fourth straight game with a score (10/24). On the scoring drive, Green-Ellis converted on a key fourth-and-one situation to keep the drive alive.
- ★ Started his second game of the season and carried the ball 10 times for 20 yards and one touchdown against the Ravens, marking his third straight game with a score. Also made two special teams tackles (10/17).
- ★ Started his first game since his rookie season, leading the team with 76 rushing yards on 16 attempts, including a 12-yard touchdown run against the Dolphins (10/4).
- ★ Led the rushing attack with 98 yards on 16 carries and a touchdown, in addition to a six-yard reception against the Bills (9/26). Also saw time on special teams, registering his first career special teams tackle.
- ★ Rushed 10 times for 19 yards against the Jets (9/19).
- ★ Registered five carries for 22 yards against the Bengals in the season opener (9/12).
- ★ **2009 (12/0, 0/0)**
- ★ Played in 12 games and was inactive for four games, finishing the season with 26 rushing attempts for 114 yards and two receptions for 11 yards.
- ★ Also saw action on special teams and finished with five total special teams tackles.
- ★ Saw significant action in the Patriots' 59-0 win vs. Tennessee (10/18) with seven carries for 67 yards, including a career-long 29-yard run in the fourth quarter.



★ Was inactive for the postseason game vs. Baltimore (1/10).

2008 (9/3)

★ Played in nine games with three starts after being signed to the active roster from the practice squad on Oct. 11.

★ Finished the season with five rushing touchdowns, a total that ranked second on the team.

★ Recorded a touchdown in four straight games from Oct. 20 to Nov. 9 and reached the end zone in five of six games from Oct. 20 to Nov. 23.

★ Was a part of the best rushing season for the Patriots in more than 20 years, totaling 2,278 rushing yards (sixth in team history and the most since 1985), 21 rushing touchdowns (tied for fourth in team history and the most since 1981) and an average of 4.4 yards per carry (fifth in team history and the best since 1983).

★ Spent the first four weeks of the season as a member of the Patriots practice squad.

★ Made his NFL debut, playing in reserve at running back at San Diego (10/12).

★ Scored his first NFL touchdown on a 1-yard rush against Denver (10/20).

★ Made his first NFL start against St. Louis (10/26) and registered his second rushing touchdown in as many games with a 2-yard run.

★ Talled a team-high 15 rushes for 57 yards, including his third rushing touchdowns in as many games at Indianapolis (11/2).

★ Ran for a season-high 105 yards on 26 carries against Buffalo (11/9), recording his first career 100-yard rushing game in just his fifth career game. Recorded a rushing touchdown for the fourth consecutive game with a 1-yard score.

★ Scored his fifth rushing touchdown of the season on a 1-yard run at Miami (11/23).

★ Recorded a career long 20-yard reception against Pittsburgh (11/30).

COLLEGE

★ Played for Mississippi from 2006-07 after transferring from Indiana, where he played two seasons from 2003-04.

★ As a senior in 2007, became only the second Rebel running back to reach the 1,000-yard single-season mark twice in his career, gaining 1,137 yards rushing.

★ Posted five 100-yard rushing games to go along with six touchdowns.

★ Earned a career-high 226 yards on 33 carries with one touchdown against Missouri.

★ As a junior at Mississippi in 2006, finished with 1,000 yards rushing on 234 carries and seven touchdowns.

★ Set a school record with his 234 rushing attempts.

★ An All-SEC first-team selection by the Associated Press.

★ Redshirted at Mississippi in 2005.

★ As a sophomore at Indiana in 2004, led the team with 794 yards rushing on 231 carries and five touchdowns.

★ As a freshman at Indiana in 2003, carried the ball 225 times for 938 yards and seven touchdowns.

PERSONAL

★ BenJarvus Green-Ellis was born the son of Latonia Green on July 2, 1985.

★ Attended St. Augustine High School (New Orleans, La.) and played both running back and fullback.

★ Earned all-district recognition from *The Times-Picayune* and *The Clarion Herald* in his senior season.

★ All-city and all-metro selection.

★ Also lettered twice in track and field.

★ Majored in business management at Mississippi.

★ ★ ★ ★ ★ BENJARVUS GREEN-ELLIS ★ ★ ★ ★ ★

Pos: RB Ht: 5-11 Wt: 215 Year: 3rd Acq: FA-08 College: Mississippi Born: 7/2/85

REGULAR SEASON		RUSHING						RECEIVING					KICK RETURNS					PUNT RETURNS					
Year	Team	G/S	No	Yds	Avg	Lg	TD	No	Yds	Avg	Lg	TD	No	Yds	Avg	Lg	TD	No	FC	Yds	Avg	Lg	TD
2008	Patriots	9/3	74	275	3.7	15	5	3	37	12.3	20	0	0	0	0.0	0	0	0	0	0.0	0	0	0
2009	Patriots	12/0	26	114	4.4	29	0	2	11	5.5	6	0	0	0	0.0	0	0	0	0	0.0	0	0	0
2010	Patriots	16/11	229	1,008	4.4	33	13	12	85	7.1	16	0	1	0	0.0	0	0	0	0	0.0	0	0	0
Totals-3 years		37/14	329	1,397	4.2	33	18	17	133	7.8	20	0	1	0	0.0	0	0	0	0	0.0	0	0	0

Additional Statistics: Special Teams Tackles: 2010 (3).

★ ★ ★ ★ ★ GREEN-ELLIS' CAREER GAME-BY-GAME ★ ★ ★ ★ ★

		Rushing							Receiving							09/27 Atlanta					Inactive					Inactive				
2008	Opponent	P/S	No	Yds	Avg	Lg	TD	No	Yds	Avg	Lg	TD	10/04 Baltimore					Inactive					Inactive							
10/12	at San Diego	p	0	0	0.0	0	0	1	9	9.0	9	0	10/11 at Denver					p	-	-	-	-	-	-	-	-	-			
10/20	Denver	p	13	65	5.0	15	1	-	-	-	-	-	10/18 Tennessee					p	7	67	9.6	29	0	2	11	5.5	6	0		
10/26	St. Louis	s	9	16	1.8	4	1	-	-	-	-	-	10/25 Tampa Bay					p	7	6	0.9	5	0	-	-	-	-	-		
11/02	at Indianapolis	s	15	57	3.8	10	1	1	8	8.0	8	0	11/08 Miami					p	1	7	7.0	7	0	-	-	-	-	-		
11/09	Buffalo	p	26	105	4.0	13	1	-	-	-	-	-	11/15 Indianapolis					p	-	-	-	-	-	-	-	-	-	-		
11/13	N.Y. Jets	s	2	9	4.5	7	0	-	-	-	-	-	11/22 N.Y. Jets					p	5	10	2.0	4	0	-	-	-	-	-		
11/23	at Miami	p	7	20	2.9	6	1	-	-	-	-	-	11/30 at New Orleans					p	2	2	1.0	1	0	-	-	-	-	-		
11/30	Pittsburgh	p	2	3	1.5	2	0	1	20	20.0	20	0	12/06 at Miami					p	-	-	-	-	-	-	-	-	-			
12/07	at Seattle	p	0	0	0.0	0	0	-	-	-	-	-	12/13 Carolina					p	-	-	-	-	-	-	-	-	-			
12/14	Oakland			Inactive									12/20 at Buffalo					p	-	-	-	-	-	-	-	-	-			
12/21	Arizona			Inactive									12/27 Jacksonville																	
12/28	at Buffalo			Inactive									01/03 at Houston					p	4	22	5.5	12	0	-	-	-	-	-		
2008 Totals			9/3	74	275	3.7	15	5	3	37	12.3	20	0	2009 Totals					12/0	26	114	4.4	29	0	2	11	5.5	6	0	
2009	Opponent	P/S	No	Yds	Avg	Lg	TD	No	Yds	Avg	Lg	TD	01/10 Baltimore					Inactive					Inactive							
09/14	Buffalo			Inactive									2009 Postseason					0/0	0	0	0.0	0	0	0	0	0	0	0		
09/20	at N.Y. Jets	p	-	-	-	-	-	-	-	-	-	-																		



Gary
GUYTON

59

HT: 6-3 WT: 245

Born: 11/14/85 Exp. (NFL/Patriots): 3/3

GP/GS (Playoffs): 46/26 (1/1) Acq: FA-08

College: Georgia Tech Hometown: Hinesville, Ga.

★ ★ ★ LINEBACKER ★ ★ ★

CAREER TRANSACTIONS

Gary Guyton was signed by the Patriots as a rookie free agent on May 2, 2008.

SEASONAL REVIEWS

2010 (16/8)

- ★ Finished the season with 56 total tackles, a career-high 3.0 sacks, and recorded his first forced fumble and first fumble recovery, as well as his first two interceptions.
- ★ Made two tackles in a start against the Dolphins (1/2).
- ★ Forced a fumble on a three-yard sack of QB Ryan Fitzpatrick that was recovered by LB Jerod Mayo at the New England 20-yard line in the first quarter. Added five tackles and two passes defended in a start against Buffalo (12/26).
- ★ Made six tackles and one special teams tackle against the Packers (12/19).
- ★ Returned a fumble forced on a hit by CB Devin McCourty 35 yards for his second touchdown of the season. Also recorded his second career interception in the third quarter. Led the team with seven tackles in a start against the Bears (12/12).
- ★ Made two tackles in a start against the Jets (12/6).
- ★ Picked up his second sack of the season on a fourth-quarter, five-yard sack of Shaun Hill and made eight tackles in a start against the Lions (11/25).
- ★ Started his second game of the season, tallying eight tackles against the Colts (11/21).
- ★ Was credited with his first sack of the season, a 10-yard loss for the Steelers in the first quarter, as well as four tackles and a pass defended (11/14).
- ★ Made one tackle against the Browns (11/7).
- ★ Played in a reserve role against Minnesota (10/31).
- ★ Played as a backup linebacker and made seven tackles against the Chargers (10/24).
- ★ Registered two tackles in a reserve role against Baltimore (10/17).
- ★ Made four tackles and one special teams tackle against the Dolphins (10/4).
- ★ Registered five tackles and a quarterback hit in a reserve role against the Bills (9/26).
- ★ Started at inside linebacker against the Bengals and scored a touchdown on his first career interception, a 59-yard return of a Carson Palmer pass (9/12).

2009 (16/16, 1/1)

- ★ Started all 16 games at inside linebacker and finished second on the team with 91 total tackles, 1.5 sacks and four passes defended.
- ★ Made a career-high 13 tackles at the N.Y. Jets (9/20).
- ★ Registered first sack of his career at Buffalo and then had a half a sack vs. Jacksonville in back-to-back games (12/20 & 12/27).
- ★ Started in the postseason game vs. Baltimore (1/10) and finished with five total tackles.



EXTRA POINTS

- ★ The only undrafted rookie to make the Patriots' opening day roster in 2008, he went on to play in 14 games with two starts, becoming the first undrafted rookie linebacker to start for the Patriots under Belichick.
- ★ Gary had the fastest time in the 40-yard dash by a linebacker at the 2008 NFL Scouting Combine.

2008 (14/2)

- ★ Played in 14 games with two starts and recorded 26 tackles (22 solo), three passes defended, two fumble recoveries and seven special teams tackles.
- ★ Was the only 2008 undrafted rookie to make the Patriots' opening-day roster.
- ★ Made his NFL debut in the Patriots' season-opening win over Kansas City (9/7).
- ★ Led the team in special teams tackles with two against Miami (9/21).
- ★ Recovered a Patrick Ramsey fumble off of a Mike Wright strip-sack against Denver (10/20) to record his first career fumble recovery.
- ★ Tallied a season-high five tackles at Indianapolis (11/2).
- ★ Tallied two passes defended and his second fumble recovery of the season against the N.Y. Jets (11/13).
- ★ Matched his season high in tackles, making five stops against Pittsburgh (11/30).
- ★ Made his first career start in the Patriots' comeback win at Seattle (12/7) and followed by his second at Oakland (12/14).

COLLEGE

- ★ As a senior in 2007, finished second on the team in total tackles with 78 while starting all 13 games and had a career-high five sacks.
- ★ Averaged more than one tackle-for-loss per game (1.04).
- ★ As a junior in 2006, totaled 29 tackles while making 12 starts at outside linebacker.
- ★ Contributed a key 38-yard fumble return for a touchdown in a win at Virginia Tech.
- ★ As a sophomore in 2005, made 19 tackles, one sack and one pass defended.
- ★ As a freshman in 2004, saw action in 12 games on special teams.

PERSONAL

- ★ Gary Guyton, Jr. was born the son of Janice and Gary Guyton on Nov. 14, 1985.
- ★ Three-year letterman at Bradwell Institute (Hinesville, Ga.).



★ Named to the *Atlanta Journal Constitution's* Georgia Top 50.

★ Compiled 56 tackles, three sacks, three fumble recoveries, five passes defended and a blocked kick as a senior.

★ Talled a career-high 59 tackles as a junior.

★ Majored in management at Georgia Tech.

★ ★ ★ ★ ★ GARY GUYTON ★ ★ ★ ★ ★

Pos: LB Ht: 6-3 Wt: 245 Year: 2nd Acq: FA-08 College: Georgia Tech Born: 11/14/85

REGULAR SEASON		TACKLES						INTERCEPTIONS					MISCELLANEOUS					
Year	Team	G/S	TT	UT	A	S	Yds	No	Yds	Avg	Lg	TD	PD	FF	FR	Yds	TD	SpT
2008	Patriots	14/2	26	22	4	0.0	0.0	0	0	0.0	0	0	3	0	2	7	0	8
2009	Patriots	16/16	91	49	42	1.5	10.0	0	0	0.0	0	0	4	0	0	0	0	0
2010	Patriots	16/8	63	43	20	3.0	18.0	2	72	36.0	59	1	6	1	1	35	1	3
Totals - 3 years		46/26	180	114	66	4.5	28.0	2	72	36.0	59	1	13	1	3	35	1	11

★ ★ ★ ★ ★ GUYTON'S CAREER GAME-BY-GAME ★ ★ ★ ★ ★

2008 Opponent	P/S	TT	UT	A	S	Yds	I	Yds	PD	FF	FR	SpT	W/L	Score	2009 Opponent	P/S	TT	UT	A	S	Yds	Int	Yds	PD	FF	FR	SpT	W/L	Score
09/07 Kansas City	p	0	0	0	-	-	-	-	-	-	-	-	W	17-10	09/14 Buffalo	S	4	3	1	-	-	-	-	-	-	-	-	W	25-24
09/14 at N.Y. Jets	p	1	1	0	-	-	-	-	-	-	-	-	W	19-10	09/20 at N.Y. Jets	S	13	7	6	-	-	-	-	-	-	-	-	L	9-16
09/21 Miami	p	1	1	0	-	-	-	-	-	-	-	2	L	13-38	09/27 Atlanta	S	6	1	5	-	-	-	-	-	-	-	-	W	26-10
10/05 at San Francisco	p	2	2	0	-	-	-	-	-	-	-	1	W	30-21	10/04 Baltimore	S	5	5	0	-	-	-	-	-	-	-	-	W	27-21
10/12 at San Diego	p	0	0	0	-	-	-	-	-	-	-	-	L	10-30	10/11 at Denver	S	6	4	2	-	-	-	-	-	-	-	-	L	ot 17-20
10/20 Denver	p	2	2	0	-	-	-	-	-	-	1	1	W	41-7	10/18 Tennessee	S	3	1	2	-	-	-	-	-	-	-	-	W	59-0
10/26 St. Louis	p	2	2	0	-	-	-	-	-	-	-	-	W	23-16	10/25 at Tampa Bay	S	3	2	1	-	-	-	-	-	-	-	-	W	35-7
11/02 at Indianapolis	p	5	4	1	-	-	-	-	-	-	-	1	L	15-18	11/08 Miami	S	4	3	1	-	-	-	-	-	-	-	-	W	27-17
11/09 Buffalo	p	1	1	0	-	-	-	-	-	-	-	-	W	20-10	11/15 at Indianapolis	S	8	7	1	-	-	-	-	-	-	-	-	L	34-35
11/13 N.Y. Jets	p	1	0	1	-	-	-	-	2	-	1	1	L	ot 31-34	11/22 N.Y. Jets	S	7	1	6	-	-	-	-	-	-	-	-	W	31-14
11/23 at Miami	p	3	2	1	-	-	-	-	-	-	-	-	W	48-28	11/30 at New Orleans	p	6	4	2	-	-	-	-	-	-	-	-	L	17-38
11/30 Pittsburgh	p	5	4	1	-	-	-	-	-	-	-	-	L	0-33	12/06 at Miami	S	9	4	5	-	-	-	-	-	-	-	-	L	21-22
12/07 at Seattle	S	2	2	0	-	-	-	-	1	-	-	1	W	24-21	12/13 Carolina	S	3	1	2	-	-	-	-	1	-	-	-	W	20-10
12/14 at Oakland	S	1	1	0	-	-	-	-	-	-	-	-	W	49-26	12/20 at Buffalo	S	6	2	4	1.0	10.0	-	-	-	-	-	-	W	17-10
12/21 Arizona													W	47-7	12/27 Jacksonville	S	5	3	2	0.5	0.0	-	-	-	-	-	-	W	35-7
12/28 at Buffalo													W	13-0	01/03 at Houston	S	3	1	2	-	-	-	-	-	-	-	-	W	27-34
2008 Totals		14/2	26	22	4	0.0	0.0	0	0	3	0	2	7	11-5	2009 Totals	16/16	91	49	42	1.5	10.0	0	0	4	0	0	0	10-6	
														01/10 Baltimore	S	5	3	2	-	-	-	-	-	-	-	-	L	14-33	
														2009 Postseason	1/1	5	3	2	0	0	0	0	0	0	0	0	0	0-1	



Brian HOYER

8

HT: 6-2 WT: 215

Born: 10/13/85 Exp. (NFL/Patriots): 2/2

GP/GS (Playoffs): 10/0 (0/0) Acq: FA-09

College: Michigan State Hometown: North Olmsted, Ohio

★ ★ ★ QUARTERBACK ★ ★ ★

CAREER TRANSACTIONS

Brian Hoyer was signed by the Patriots as a rookie free agent on April 30, 2009.

SEASONAL REVIEWS

2010 (5/0)

★ Saw significant playing time against the Dolphins, taking the field briefly in the second quarter and then for the majority of the second half. Completed 7-of-13 passes for 122 yards, including a 42-yard touchdown pass to Brandon Tate in the third quarter, Hoyer's first NFL touchdown (1/2).

★ Saw time at the end of the game against Buffalo (12/26).

★ Played briefly at the end of the game against the Bears (12/12).

★ Was active but did not play against the Bengals (9/12), Jets (9/19), Bills (9/26), Ravens (10/17), Chargers (10/24), Vikings (10/31), Steelers (11/14), Colts (11/21), Lions (11/25), Jets (12/6) and Packers (12/19).

★ Saw time late in the game against the Browns, throwing one interception (11/7).



EXTRA POINTS

★ Grew up in Cleveland and was a fan of the Cleveland Browns. He was five years old when Coach Belichick was named head coach of the Browns and nine years old when the Browns defeated the Patriots in the playoffs in 1994.

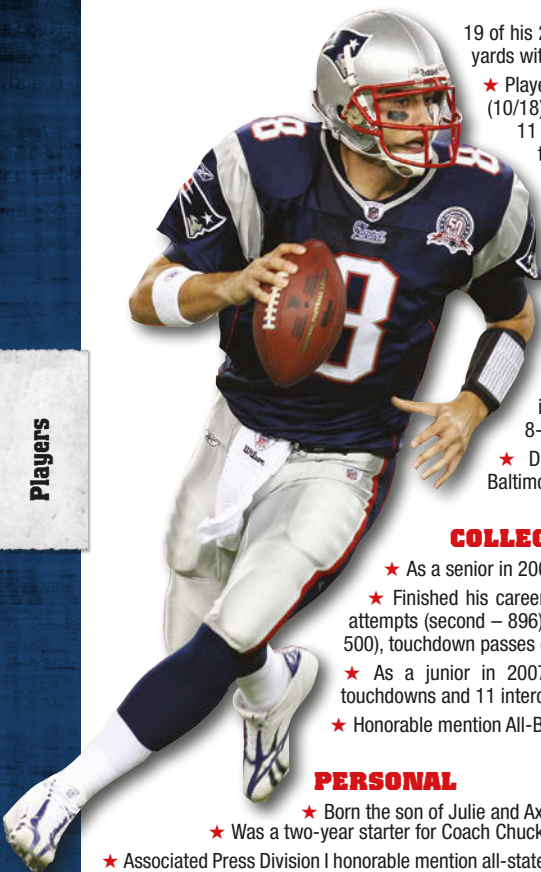
★ Played in his first game of the season, entering the game for the final play where he took a knee in the 41-14 win vs. Miami (10/4).

2009 (5/0, 0/0)

★ Earned the backup quarterback duties during training camp in a battle with Kevin O'Connell, Matt Gutierrez and Andrew Walter.

★ Played in five games in reserve duty and completed





19 of his 27 pass attempts for 142 yards and had 10 carries for 25 yards with one touchdown.

★ Played in his first game in the Patriots' 59-0 win vs. Tennessee (10/18), entering the game in the third quarter. Completed 9-of-11 pass attempts for 52 yards and scored on a one-yard touchdown run. Completed his first NFL pass to Julian Edelman for a 16-yard gain in the third quarter.

★ Played in reserve at Tampa Bay (10/25) in a 35-7 win at London's Wembley Stadium.

★ Entered the game for the final series of the Patriots' loss at New Orleans (11/30).

★ Saw action in the fourth quarter of the Patriots 35-7 AFC East clinching game vs. Jacksonville (12/27).

★ Saw his most extensive playing time of the season at Houston (1/3) in the regular-season finale, seeing action in the second quarter and fourth quarter and completing 8-of-12 passes for 71 yards.

★ Dressed but did not play in the postseason game vs. Baltimore (1/10).

COLLEGE

★ As a senior in 2008, threw for 2,404 yards and nine touchdowns.

★ Finished his career ranked among Michigan State's career leaders in pass attempts (second – 896), passing yards (third – 6,159), pass completions (third – 500), touchdown passes (sixth – 35).

★ As a junior in 2007, completed 223-of-376 throws for 2,725 yards, 20 touchdowns and 11 interceptions.

★ Honorable mention All-Big Ten selection.

PERSONAL

★ Born the son of Julie and Axel Hoyer on Oct. 13, 1985.

★ Was a two-year starter for Coach Chuck Kyle at St. Ignatius High School in Cleveland.

★ Associated Press Division I honorable mention all-state selection as a senior while completing 158-of-281 throws for 2,570 yards, 21 touchdowns in 2003.

★ Connected on 131-of-263 passes for 2,130 yards, 18 touchdowns in 2002.

★ Also competed in baseball as a pitcher, infielder and outfielder.

★ Compiled an 8-1 record with a 1.99 ERA as a sophomore while leading St. Ignatius to the 2002 Division I state championship.

★ Earned a bachelor's degree in interdisciplinary studies in social science – community relations from Michigan State.

★ Newly married to wife, Lauren.

★ ★ ★ ★ ★ BRIAN HOYER ★ ★ ★ ★ ★

Pos: QB Ht: 6-2 Wt: 215 lbs Year: 2nd Acq: FA-09 College: Michigan State Born: 10/13/85

REGULAR SEASON			PASSING STATISTICS																			
Year	Team	G/S	Att	Cmp	Yds	Yds/Att	Pct	TD	TD %	Int	Int %	Lg	Sacks	Rating								
2009	Patriots	5/0	27	19	142	5.3	70.4	0	0.0	0	0.0	17	2/18	82.6								
2010	Patriots	5/0	15	7	122	17.4	46.7	1	6.7	1	6.7	42t	0/0	69.3								
Totals - 2 years		10/0	42	26	264	6.2	61.9	1	2.4	1	2.4	42t	2/18	77.9								
POSTSEASON			PASSING STATISTICS																			
Year	Team	G/S	Att	Cmp	Yds	Yds/Att	Pct	TD	TD %	Int	Int %	Lg	Sacks	Rating								
2009	Patriots	0/0	0	0	0	0/0	0.0	0	0.0	0	0.0	0	0/0	---								
Totals - 1 year		0/0	0	0	0	0/0	0.0	0	0.0	0	0.0	0	0/0	---								
REGULAR SEASON			RUSHING				FUMBLES			POSTSEASON			RUSHING				FUMBLES					
Year	Team	G/S	No	Yds	Avg	Lg	TD	No	Lost	Year	Team	G/S	No	Yds	Avg	Lg	TD	No	Lost			
2009	Patriots	5/0	10	25	2.5	20	1	0	0	2009	Patriots	0/0	0	0	0.0	0	0	0	0			
2010	Patriots	4/0	10	-8	-0.8	1	0	0	0	Totals - 1 year					0/0	0	0	0.0	0	0	0	0
Totals - 2 years		9/0	20	17	.9	20	1	0	0													



Nick KACZUR

77

HT: 6-4 WT: 315

Born: 7/28/79 Exp. (NFL/Patriots): 6/6

GP/GS (Playoffs): 68/62 (8/7) Acq: D3b-05 (100th)

College: Toledo Hometown: Brantford, Ontario

★ ★ ★ TACKLE ★ ★ ★

PRONOUNCED KA-zhur

CAREER TRANSACTIONS

Nick Kaczur was drafted by the New England Patriots in the third round (100th overall) of the 2005 NFL Draft ... Signed by the Patriots (7/20/05) ... Placed on injured reserve with a back injury (10/12/10).

CAREER HIGHLIGHTS

- ★ Kaczur has started 62 of 68 regular-season games in his five-year NFL career and has also started seven career playoff contests.
- ★ In 2008, Kaczur started 14 games at right tackle as part of an offensive line that was a part of the best rushing season for the Patriots in more than 20 years in terms of rushing yards, rushing touchdowns and average yards per carry.
- ★ The Patriots' offense has finished ranked among the top 10 in offense four of his five NFL seasons: 2005 (7), 2007 (1), 2008 (5), 2009 (3).

SEASONAL REVIEWS

2010 (0/0)

- ★ Was placed on injured reserve with a back injury on Oct. 12, 2010.
- ★ Was inactive due to injury for the first four games of the season.

2009 (14/13, 1/0)

- ★ Played in 14 games, making 13 starts at right tackle and was part of an offensive line that allowed the fewest sacks (18) by a Patriots line since the NFL moved to a 16-game schedule in 1978.
- ★ Part of a Patriots' line that powered the offense to 619 net yards, setting a franchise record, in a 59-0 victory vs. Tennessee (10/18).
- ★ Inactive at Buffalo (12/20) and vs. Jacksonville (12/27) due to an injury.
- ★ Played but did not start in the season-finale at Houston (1/3) and in the postseason game vs. Baltimore (1/10).

2008 (14/14)

- ★ Started 14 games at right tackle as part of an offensive line that led the Patriots to 356 first downs in 2008, the second highest total in franchise history.
- ★ Was a part of the best rushing season for the Patriots in more than 20 years, totaling 2,278 rushing yards (sixth in team history and the most since 1985), 21 rushing touchdowns (tied for fourth in team history and the most since 1981) and an average of 4.4 yards per carry (fifth in team history and the best since 1983).
- ★ Helped the Patriots rank fifth in the NFL in total offense, averaging 365.4 yards per game – the third-best yards per game average in franchise history.



EXTRA POINTS

- ★ Nick is a native of Brantford, Ontario, also home to hockey Hall of Famer Wayne Gretzky.
- ★ Nick was drafted by the Toronto Argonauts in the first round (ninth overall) of the 2005 CFL Draft.



Players



★ Helped the Patriots record a franchise-best three games with 500 or more total net yards, with the team's 530 total net yards at Miami (11/23) standing as the second highest total for any game in franchise history.

2007 (15/15, 3/3)

- ★ Set career highs for games and games started with 15 at right tackle in 2007.
- ★ Played in every game except for the regular-season finale.
- ★ Was part of a Patriots offensive line that allowed just 21 sacks, the fewest for the franchise in 30 years. Helped the Patriots set all-time records for points scored (589) as Tom Brady set an NFL record with 50 touchdown passes.
- ★ Started at right tackle and contributed to a group that didn't allow a sack of quarterback Tom Brady in 28 pass attempts at the N.Y. Jets (9/9).
- ★ Started at right tackle and contributed to an offensive line that didn't allow a sack in 41 dropbacks at Buffalo (11/18).
- ★ Part of a line that didn't allow a quarterback sack in 46 pass attempts against Pittsburgh (12/9).

2006 (11/9, 3/3)

- ★ Started nine of 11 games at right tackle as a second year player.
- ★ Helped pave the way for the Patriots to record 1,969 rushing yards, the team's second highest total in the last 18 years.
- ★ At Cincinnati (10/1), was a member of an offensive front that opened holes for Patriots ball carriers to gain 238 rushing yards on 41 carries, marking New England's highest team rushing total in 13 seasons.
- ★ Started at right tackle in a wild card playoff game against the Jets (1/7). Member of an offensive front that allowed Patriots rushers to gain 158 rushing yards on 38 carries (4.2 avg.).
- ★ Part of an offensive line that allowed just two sacks despite 51 pass attempts in the divisional playoffs at San Diego (1/14). San Diego entered the game as the league leader in sacks.

2005 (14/11, 1/1)

- ★ Started 11 of the final 13 games of the season at left tackle.
- ★ Made his NFL debut against Oakland (9/8).
- ★ Made his first career NFL start at left tackle against San Diego (10/2).
- ★ Saw significant action as a reserve at right tackle and left tackle in his first career game against Oakland (9/8). Member of an offensive line that did not allow a sack on 38 pass attempts.
- ★ Made his first career NFL start at left tackle against San Diego (10/2) in place of an injured Matt Light.
- ★ Started at left tackle and was a member of an offensive line that opened holes for Patriots' rushers to gain 118 yards on the ground against Jacksonville (1/7).

COLLEGE

- ★ First four-time All-Mid America Conference player in Toledo history.
- ★ Third team freshman All-America choice by *The Sporting News*.
- ★ Started 51 games in his career at Toledo.
- ★ Named first-team All-Mid American Conference for the third consecutive season as a senior in 2004. Leader of an offensive line that powered the 11th-ranked offense in the country (459.2 yards per game).

PERSONAL

- ★ Nicholas Jesse Kaczur was born the son of Peter and Janet Kaczur on July 28, 1979.
- ★ A native of Brantford, Ontario, hometown of Wayne Gretzky.
- ★ Attended Brantford (Ontario) Collegiate Institute.
- ★ Voted as high school's best lineman for four consecutive years and was the offensive MVP in his junior and senior years.
- ★ Rated as the best prep lineman in Ontario coming out of high school.
- ★ Played in the Canadian Junior Football league in 1999.
- ★ Worked construction for two years before entering college.
- ★ Was a recreation and leisure studies major at Toledo.



Matt
KATULA

HT: 6-6 WT: 265
Born: 8/22/82 Exp. (NFL/Patriots): 6/1
GP/GS (Playoffs): 88/0 (6/0) (13/13) Acq: FA-10
College: Wisconsin Hometown: Brookfield, Wis.

★ ★ ★ LONG SNAPPER ★ ★ ★


PRONOUNCED kuh-TOO-la

CAREER TRANSACTIONS

Matt Katula was signed by the Patriots as a free agent on Nov. 10, 2010 ... Originally signed by Baltimore as a rookie free agent (4/29/05) ... Waived by Baltimore (8/14/10).

CAREER HIGHLIGHTS

- ★ Has 26 career regular season special teams tackles and four special teams stops in the postseason.
- ★ Has not missed a game in his NFL career.



EXTRA POINTS

- ★ Matt drew significant attention during the Wisconsin Pro Day, when he hit the mark on all but one of his 35 attempts in a targeted long-snap exercise

- ★ Led all long snappers with 10 special teams tackles in 2005.

SEASONAL REVIEWS

2010 (8/0)

- ★ Registered his second special teams tackle of the season against the Packers (12/19).
- ★ Snapped on all punts, field goals and extra point kicks against the Steelers (11/14), Colts (11/21), Lions (11/25), Jets (12/6), Bears (12/12), Packers (12/19), Bills (12/26) and Dolphins (1/2).
- ★ Made his Patriots debut against the Steelers (11/14), making one special teams tackle.

2009 (16/0, 2/0 – Baltimore)

- ★ Played in all 16 regular-season and both playoff games for Baltimore.
- ★ Snapped on all 79 punts, 30 FGAs and 47 PATs in 2009.
- ★ Netted four special teams tackles.
- ★ Snapped for all nine punts, three FGAs and two PATs in the postseason.
- ★ Tied for second on the team with two postseason special teams tackles.

2008 (16/0, 3/0 – Baltimore)

- ★ Saw action in all 16 games and snapped 184 times without incident (84 punts, 41 PATs and 33 FGAs).
- ★ Snapped 30 times and made one special teams tackle in the postseason.

2007 (16/0 – Baltimore)

- ★ Saw action in all 16 games and snapped on all 78 punts, 32 FGAs and 26 PATs, as well as posting seven solo special teams tackles.

2006 (16/0, 1/0 – Baltimore)

- ★ Saw action in all 16 games, snapping for 37 PATs, 30 FGAs and 86 punts.
- ★ Posted five special teams tackles.
- ★ Saw action in his first career postseason game, snapping for all five punts and both FGs and had one tackle in the Divisional Playoff game vs. Ind. (1/13/07).

2005 (16/0)

- ★ Saw action in all 16 games as a rookie and snapped for every special teams play.
- ★ Katula led all NFL long snappers with 10 special teams tackles.

COLLEGE

- ★ Was a significant contributor to the Badgers' special teams unit, seeing action in 48 of 51 games in his career.
- ★ Earned four varsity letters. (Redshirted in 2000.)
- ★ Was Wisconsin's No. 1 long snapper all four seasons.
- ★ His sophomore year, Katula played in all 14 games, making three tackles.
- ★ As a redshirt freshman in 2001, played in his first nine games before suffering a broken arm, which caused him to miss the final three games.
- ★ Majored in political science.

PERSONAL

- ★ Born Matthew Charles Katula on Aug 22, 1982.
- ★ Was first-team All-Conference on offense and second team on defense his senior year at Catholic Memorial (Waukesha, Wis.) HS.
- ★ Matt and his wife, Alison, have two daughters, Lillian and Caroline.



Dan
KOPPEN

67

HT: 6-2 WT: 296

Born: 9/12/79 Exp. (NFL/Patriots): 8/8

GP/GS (Playoffs): 120/119 (13/13) Acq: D5-03 (164th)

College: Boston College Hometown: Whitehall, Pa.

PRO BOWLS: SUPER BOWLS

★ ★ ★ CENTER ★ ★ ★

07 03 04

PRONOUNCED COPE-en

CAREER TRANSACTIONS

Dan Koppen was drafted by the New England Patriots in the fifth round (164th overall) of the 2003 NFL Draft ... Signed by the Patriots (7/21/03) ... Placed on injured reserve with a shoulder injury (11/15/05).

CAREER HIGHLIGHTS

- ★ Koppen has started 119 of 120 games for the Patriots over eight seasons with the club (2003-10). In his eight seasons in New England, Koppen has been a part of six division championships, three conference titles and two Super Bowl crowns.
- ★ The Patriot have finished in the top 10 in total offense five times in his seven NFL seasons: 2004 (7), 2005 (7), 2007 (1), 2008 (5) and 2009 (3).

2010 New England Patriots



www.patriots.com

EXTRA POINTS

- ★ Now in his eighth year with the Patriots after playing for four years at Boston College, Dan, a native of Whitehall, Pa., has spent more than a third of his life playing football in the Boston area.
- ★ Dan is one of three current Patriots to start in the team's victories in Super Bowls XXXVIII and XXXIX, joining Tom Brady and Matt Light.

★ In 2008, Koppen started every game at center as part of an offensive line that supported the best rushing season for the Patriots in more than 20 years in terms of rushing yards, rushing touchdowns and average yards per carry.

★ Koppen earned his first career Pro Bowl selection in 2007 and was selected to the Associated Press All-Pro Second Team. He became the third center in Patriots history to earn all-star honors, joining Damien Woody (2002) and Jon Morris (seven AFL All-Star appearances from 1964-70).

★ Koppen contributed to a Patriots offense that set all-time NFL records with 589 points and 75 touchdowns in 2007.

★ Koppen started all three games in the 2003 postseason as the offensive line did not allow a sack in the playoffs and the Patriots won Super Bowl XXXVIII.

SEASONAL REVIEWS

2010 (16/16)

★ Started at center in all 16 games.

★ Part of an offensive line that helped BenJarvus Green-Ellis rush for 1,008 yards in 2010, becoming the first Patriots player to eclipse the 1,000-yard mark since Corey Dillon in 2004.

★ Helped the Patriots become the first team in 2010 to record over 100 rushing yards (103) against a stingy Steelers defense, including a 17-yard rush by BenJarvus Green-Ellis that was the second-longest run by any player against the Steelers in 2010. Also helped power Tom Brady to 350 passing yards.

★ Was part of an offensive line that helped BenJarvus Green-Ellis to a career-high 112 rushing yards and two touchdowns against the Vikings (10/31).

★ Part of an offensive line that helped the Patriots rushing attack register 200 yards, their highest single-game rushing total since Dec. 14, 2008.

2009 (16/16, 1/1)

★ Made all 16 starts at center and was part of an offensive line that allowed the fewest sacks (18) by a Patriots line since the NFL moved to a 16-game schedule in 1978.

★ Contributed to a Patriots line that powered the offense to 619 net yards, setting a franchise record in a 59-0 victory vs. Tennessee (10/18).

★ Played on a line that helped the Patriots offense finish third in the NFL after averaging 397.3 yards per game, the second highest in team history to the 411.3 yards in total offense per game in 2007.

★ Started in the postseason game vs. Baltimore (1/10).

2008 (16/16)

★ Started every game at center as part of an offensive line that led the Patriots to 356 first downs in 2008, the second highest total in franchise history.

★ Was a part of the best rushing season for the Patriots in more than 20 years, totaling 2,278 rushing yards (sixth in team history and the most since 1985), 21 rushing touchdowns (tied for fourth in team history and the most since 1981) and an average of 4.4 yards per carry (fifth in team history and the best since 1983).

★ Helped the Patriots rank fifth in the NFL in total offense, averaging 365.4 yards per

game – the third-best yards per game average in franchise history.

★ Helped the Patriots record a franchise-best three games with 500 or more total net yards, with the team's 530 total net yards at Miami (11/23) standing as the second highest total for any game in franchise history.

★ Started at center and led the charge with key blocks on a pair of 2-yard touchdown runs by Kevin Faulk at San Francisco (10/5).

★ Started at center and was part of an offensive line that helped the Patriots to 257 rushing yards against Denver (10/20).

★ Started at center and anchored an offensive line that helped Matt Cassel to a career high four touchdown passes and led Patriots rushers to 277 yards on the ground, the team's highest single-game rushing total since 1985, at Oakland (12/14).

2007 (15/15, 3/3)

★ Started at center in each of the 15 games he appeared in during the 2007 season.


★ Earned his first career Pro Bowl selection.

★ Started every game except Cleveland (10/7).

★ Was part of a Patriots offensive line that allowed just 21 sacks, the fewest for the franchise in 30 years.

★ Helped the Patriots set all-time records for points scored (589) as Tom Brady set an NFL record with 50 touchdown passes.

★ Started at center and led an offensive line that provided time for Tom Brady's franchise record six touchdown passes at Miami (10/21).



- ★ Started at center in Super Bowl XLII (2/3).

2006 (16/16, 3/0)

- ★ Started all 16 games and three playoff contests at center in 2006.
- ★ Helped pave the way for the Patriots to record 1,969 rushing yards, the team's second highest total in the last 18 years.
- ★ Member of an offensive line that opened holes for Patriots' rushers to gain 183 rushing yards on 41 carries against Buffalo (9/10).
- ★ Recovered a Tom Brady fumble in Patriots' territory late in the first quarter vs. Buffalo (9/10)
- ★ Against Cincinnati (10/1), member of an offensive front that opened holes for Patriots' ball carriers to gain 238 rushing yards on 41 carries, marking New England's highest team rushing total in 13 seasons.
- ★ Made the start at center and was a part of an offensive line that opened holes for Patriots' rushers to gain 145 yards on just 26 carries (5.6 yard avg.) against the N.Y. Jets (11/12).
- ★ Member of an offensive front that allowed Patriots' ball carriers to gain 171 rushing yards on just 31 carries at Tennessee (12/31).
- ★ Part of an offensive line that allowed just two sacks despite 51 pass attempts in a divisional playoff game at San Diego (1/14). San Diego entered the game as the league leader in sacks.

2005 (9/9, 0/0)

- ★ Started the first nine games of the season at center before being placed on injured reserve with a shoulder injury (11/15).
- ★ Had started 46 consecutive games at center, including the playoffs, before being placed on injured reserve.
- ★ Member of an offensive line that did not allow a sack on 38 pass attempts against Oakland (9/8).
- ★ Member of an offensive front that opened holes for Corey Dillon to rush for 106 yards on 23 carries against Atlanta (10/9). Provided enough pocket time for Tom Brady to throw for 350 yards and three touchdowns.

2004 (16/16, 3/3)

- ★ Started all 16 regular season games and all three postseason games at center.
- ★ Member of an offensive line that allowed Patriots rushers to gain more than 200 rushing yards twice in 2004, 225 rushing yards against Cleveland (12/5) and 208 rushing yards against Buffalo (11/14), marking the first time in six years the team exceeded 200 net yards rushing in a game.
- ★ Was a part of an offensive line that opened holes for Corey Dillon to rush for 158 yards on 32 carries (4.9-yard avg.) against Arizona (9/19), the highest rushing total by a Patriot in six years. Recovered a Tom Brady fumble that was caused after the signal caller was sacked in the first quarter.
- ★ Member of an offensive line that opened holes for Patriots' rushers to gain 210 yards on the ground on 39 carries (5.4 avg.) in the divisional playoffs against Indianapolis (1/16), the second highest playoff rushing output in team history.
- ★ Member of an offensive line that opened holes for Patriots' rushers to gain 112 yards on 28 carries in New England's 24-21 victory over the Eagles in Super Bowl XXXIX.



2003 (16/15, 3/3)

- ★ Started the final 15 games of the season and all three postseason games at center.
- ★ Was part of an offensive line that did not allow a sack in the playoffs.
- ★ Part of an offensive line that started the same five players in each of the last 12 regular-season games, all Patriots victories.
- ★ Made his first career start at center against Philadelphia (9/14).
- ★ Member of an offensive line that did not allow a sack on 35 pass attempts against Denver (11/3). Supplied Tom Brady with time in the pocket, allowing him to throw for 350 passing yards.
- ★ Part of an offensive line that opened holes for Antowain Smith to rush for 121 yards on just 18 carries (6.7 avg.) against the N.Y. Jets (12/20). Member of an offensive line that did not allow a sack on 25 pass attempts.
- ★ Started at center and was a member of an offensive line that did not allow a sack in the Patriots' 32-29 Super Bowl XXXVIII victory over the Panthers.

COLLEGE

- ★ Koppen was a three-year starter at Boston College.
- ★ A highly competitive player, he received winning grades for blocking consistency in every game he started.
- ★ Finalist for the Rimington Award, given to the nation's premier center.

PERSONAL

- ★ Daniel Koppen was born the son of Kathleen and Michael Koppen on Sept. 12, 1979 in Dubuque, Iowa.
- ★ Attended Whitehall (Pa.) High.
- ★ His number 77 was retired by Whitehall High during the Patriots' bye week in 2005 and he was inducted into the school hall of fame in 2010.
- ★ Earned all-state, all-area and All-East Penn Conference first-team honors as a senior offensive lineman/defensive end.
- ★ Captured Prep Star All-American accolades as a senior.
- ★ A versatile high school player, he had 10 sacks and scored eight touchdowns, carrying the ball on occasion.
- ★ Earned defensive MVP honors in the 1997 Kaylee Rotary Bowl.
- ★ Versatile athlete who was also a two-year letterman in track and basketball.
- ★ Majored in management at Boston College.
- ★ Dan and his wife, Amber, have a son, Cambell.



Mark LeVOIR

64

HT: 6-7 WT: 310

Born: 7/29/82 Exp. (NFL/Patriots): 4/3

GP/GS (Playoffs): 31/2 (0/0) Acq: CW (STL)-08

College: Notre Dame Hometown: Eden Prairie, Minn.

★ ★ ★ TACKLE ★ ★ ★

PRONOUNCED luh-VORE

CAREER TRANSACTIONS

Mark LeVoir was claimed off waivers by the Patriots from the St. Louis Rams on Sept. 1, 2008 ... Originally signed as a rookie free agent by the Chicago Bears (5/5/06) ... Waived by the Bears (9/2/06) ... Signed to the Bears practice squad (9/3/06) ... Signed to the Bears active roster (2/8/07) ... Waived by the Bears (9/2/07) ... Signed to the Bears practice squad (9/3/07) ... Signed to the St. Louis Rams active roster from the Bears practice squad (11/13/07) ... Waived by the Rams (8/31/08).

SEASONAL REVIEWS

2010 (5/0)

- ★ Saw time in a reserve role and on special teams against the Bills (12/26) and Dolphins (1/2).
- ★ Was inactive against Baltimore (10/17), San Diego (10/24), Minnesota (10/31), Cleveland (11/7) Pittsburgh (11/14), Indianapolis (11/21), Detroit (11/25), the New York Jets (12/6) and Chicago (12/12).
- ★ Played on special teams against the Dolphins (10/4).
- ★ Saw time as a backup at right tackle against the Bills (9/26).
- ★ Played in short yardage situations and on special teams in the first two games of the season (9/12, 9/19).

2009 (10/0, 0/0)

- ★ Played in 10 games after being activated to the 53-man roster from the reserve/physically unable to perform list on Oct. 25.
- ★ Made his 2009 season debut in the Patriots' 35-7 win at Tampa Bay (10/25) at Wembley Stadium in London.
- ★ Saw the majority of his playing time on special teams and as an eligible receiver as a tight end in short yardage situations.
- ★ Saw action at left tackle vs. the N.Y. Jets (11/22) and at New Orleans (11/30).
- ★ Was inactive for the postseason game vs. Baltimore (1/10)

2008 (16/2)

- ★ Played in every game and made two starts at right tackle.
- ★ Claimed off waivers from St. Louis (9/1).
- ★ Made his NFL debut as a reserve in the Patriots' win over Kansas City on (9/7).
- ★ Saw significant time in reserve at right tackle, filling in for the injured Nick Kaczur at San Diego (10/12).
- ★ Made his first NFL start, getting the nod at right tackle against Denver (10/20) and was part of an offensive line that helped Patriots rushers to 257 yards on the ground, the team's highest single-game rushing total since 1985.
- ★ Made his second straight start at right tackle and was



EXTRA POINTS

- ★ Attended the NFL Business Management and Entrepreneurial Program at the Wharton School at the University of Pennsylvania in February of 2010.
- ★ As a senior at Notre Dame in 2005, Mark played on a Fighting Irish offense that set school records for most points (440) and most yards gained (5,728) in former Patriots offensive coordinator Charlie Weiss' first year as Notre Dame's head coach.
- ★ Mark helped lead his Eden Prairie, Minnesota, high school football team to the state championship in 2000.

part of an offensive line that helped Matt Cassel throw for a then career-high 267 yards against St. Louis (10/26).

- ★ Played in reserve at left tackle at Oakland (12/14) and was part of an offensive line that helped Matt Cassel to a career high four touchdown passes, while leading Patriots running backs to 277 yards rushing, the team's highest total since 1985.
- ★ Saw significant time at left tackle as the Patriots posted their fourth game of the season with 40-plus points, tying a franchise record set in 2007 against Arizona (12/21).

2007 (0/0 - Chicago/St. Louis)

- ★ Began the season on the Chicago Bears practice squad before being signed to the St. Louis Rams active roster (11/13) with seven games left in the season.
- ★ Listed as a day-of-game inactive for each of the final seven games with St. Louis.

2006 (0/0 - Chicago)

- ★ Spent the entire 2006 season on the Chicago Bears practice squad.

COLLEGE

- ★ Was a three-year starter at Notre Dame, playing from 2002-05 after redshirting in 2001.
- ★ Started every game during his final three seasons.
- ★ Played in 44 games with 36 starts.
- ★ Started every game over final two seasons at right tackle after starting 12 games at left guard in 2003.
- ★ Was the starting right tackle on a Notre Dame offense that set school records for points (440) and yards (5,728) in 2005.
- ★ Member of Irish offensive line that helped Julius Jones



rush for a school-record 262 yards vs. Pittsburgh in 2003.

PERSONAL

★ Mark Jacob LeVoi was born on July 29, 1982 in Minneapolis, Minn.

★ Standout tight end at Eden Prairie (Minn.) High, catching 16 passes for 189 yards and four touchdowns as a senior and 21 passes for 350 yards and 11 touchdowns as a junior.

★ First-team All-America selection by Parade and USA Today.

★ Helped lead Eden Prairie to state championship as a senior.

★ Played tight end, fullback, tailback, wideout and punter as a senior.

★ His grandfather, Marvin LeVoi, played football at the University of Minnesota.

★ Graduated from Notre Dame's College of Arts and Letters in May of 2005 with a degree in anthropology and computer applications.



**Matt
LIGHT**

72

HT: 6-4 WT: 305

Born: 6/23/78 Exp. (NFL/Patriots): 10/10

GP/GS (Playoffs): 140/139 (16/16) Acq: D2-01 (48th)

College: Purdue Hometown: Greenville, Ohio

PRO BOWLS SUPER BOWLS

★ ★ ★ TACKLE ★ ★ ★

06 07 10 01 03 04

CAREER TRANSACTIONS

Matt Light was drafted by the New England Patriots in the second round (48th overall) of the 2001 NFL Draft ... Signed by the Patriots (7/22/01) ... Placed on injured reserve with an ankle injury (12/22/05).

CAREER HIGHLIGHTS

★ Light has played in 140 games with 139 starts over ten seasons with New England (2001-10). His 140 games are the third highest total of any active player, trailing only Kevin Faulk (152) and Tom Brady (145).

★ In his ten seasons in New England, Light has been a part of seven division championships, four conference titles and three Super Bowl crowns.

★ In 2009, Light was part of an offensive line that allowed the fewest sacks (18) by a Patriots line since the NFL moved to a 16-game schedule in 1978.

★ In 2008, Light started every game at left tackle as part of an offensive line that was a part of the best rushing season for the Patriots in over 20 years in terms of rushing yards, rushing touchdowns and average yards per carry.

★ Light was named to the Associated Press All-Pro first team in 2007, and earned AFC Pro Bowl honors in 2006 and 2007. He is one of four Patriots offensive tackles to earn Pro Bowl honors since the 1970 AFL-NFL merger, joining Patriots Hall of Famer Bruce Armstrong, Leon Gray and Brian Holloway.

★ Light contributed to a Patriots offense that set all-time NFL records with 589 points and 75 touchdowns in 2007.

★ Light was a part of an offensive line that enjoyed one of the most successful seasons in club history in 2004, paving the way for the team to average more than 4 yards per carry for the first time in 19 seasons and helping running back Corey Dillon set a single-season franchise record with 1,635 rushing yards.

★ Light was a member of an offensive line that allowed Patriots' rushers to gain more than 200 rushing yards twice in 2004, 225 rushing yards against Cleveland (12/5/04) and 208 rushing yards against Buffalo (11/14/04), marking the first time in six years the team has exceeded 200 net yards rushing.



EXTRA POINTS

★ The Light Foundation is dedicated to empowering young people through grants, scholarships and outdoor activities. In addition to raising and donating thousands of dollars each year, the foundation has conducted football camps for more than 800 children and workshops or programs for more than 1,000 others.

★ Matt has purchased 200 acres in Greenville, Ohio to locate The Light Foundation's "Rules of 72" Outdoor Learning Facility, where youths of all shapes, sizes, abilities and backgrounds will enjoy outdoor activities.

★ Matt's annual Matt Light Celebrity Shoot-Out, a clay-shooting tournament attended by many of his teammates, has raised hundreds of thousands of dollars for charity since it was started in 2005.

★ Light was a part of a Patriots offensive line that allowed just 58 sacks from 2003-04. The two-year total is the best since New England allowed 57 sacks from 1995-96.

★ Light started all three postseason games in 2003 as part of an offensive line that did not allow a sack in the playoffs as Tom Brady attempted 126 passes, and the Patriots claimed the Super Bowl XXXVIII championship.

SEASONAL REVIEWS

2010 (16/16)

★ Selected to the AFC Pro Bowl squad as an alternate.

★ Started at left tackle in all 16 games.

★ Part of an offensive line that helped BenJarvus Green-Ellis rush for 1,008 yards in 2010, becoming the first Patriots player to eclipse the 1,000-yard mark since Corey



Dillon in 2004.

★ Helped the Patriots become the first team in 2010 to record over 100 rushing yards (103) against a stingy Steelers defense, including a 17-yard rush by BenJarvus Green-Ellis that was the longest run by any player against the Steelers this season. Also helped power Tom Brady to 350 passing yards.

★ Was part of an offensive line that helped BenJarvus Green-Ellis to a career-high 112 rushing yards and two touchdowns against the Vikings (10/31).

★ Led an offensive line that helped the Patriots rushing attack register 200 yards, their highest single-game rushing total since Dec. 14, 2008.

2009 (11/11, 1/0)

★ Made 11 starts at left tackle and was part of an offensive line that allowed the fewest sacks (18) by a Patriots line since the NFL moved to a 16-game schedule.

★ Started at Denver (10/11) but left the game in the fourth quarter due to injury and missed the next five games, vs. Tennessee (10/18), at Tampa Bay (10/25), vs. Miami (11/8), at Indianapolis (11/15) and vs. New York Jets (11/22).

★ Returned to the starting lineup at New Orleans (11/30).

★ Started in the postseason game vs. Baltimore (1/10).

★ Played on a line that helped the Patriots offense finish third in the NFL with an average of 397.3 yards per game, the second highest in team history to the 411.3 yards in 2007.

2008 (16/16)

★ Voted an offensive team captain by his teammates for the first time.

★ Started every game at left tackle as part of an offensive line that led the Patriots to 356 first downs in 2008, the second highest total in franchise history.

★ Was a part of the best rushing season for the Patriots in more than 20 years, totaling 2,278 rushing yards (sixth in team history and the most since 1985), 21 rushing touchdowns (tied for fourth in team history and the most since 1981) and an average of 4.4 yards per carry (fifth in team history and the best since 1983).

★ Helped the Patriots rank fifth in the NFL in total offense, averaging 365.4 yards per game – the third-best yards per game average in franchise history.

★ Helped the Patriots record a franchise-best three games with 500 or more total net yards, with the team's 530 total net yards at Miami on Nov. 23 standing as the second highest for any game in franchise history.

★ Played in his 100th career game while making the start at left tackle against Miami (9/21).

★ Started his 100th career game at left tackle at San Diego (10/12).

★ Started at left tackle and was part of an offensive line that helped Patriots runners to

257 rushing yards against Denver (10/20).

★ Contributed key blocks on two crucial third-down conversions on screen passes to Kevin Faulk and Wes Welker, respectively, on the Patriots' game-winning touchdown drive at Seattle (12/7).

★ Started at left tackle and was part of an offensive line that helped Matt Cassel to a career high four touchdown passes and led Patriots rushers to 277 yards on the ground, the team's highest single-game rushing total since 1985 at Oakland (12/14).

2007 (16/16, 3/3)

★ Started in all 16 regular-season games at left tackle for the fifth time in his career.


★ Earned his second straight Pro Bowl selection in 2007.

★ Was part of a Patriots offensive line that allowed just 21 sacks, the fewest for the franchise in 30 years.

★ Helped the Patriots set all-time records for points scored (589) as Tom Brady set an NFL record with 50 touchdown passes.

★ Started at left tackle and anchored an offensive line that provided time for Tom Brady's franchise record six touchdown passes at Miami (10/21).

★ Started at left tackle and was part of a line that led Laurence Maroney to his first 100-yard



rushing game in the playoffs against Jacksonville (1/12).

★ Helped Maroney to his second straight 100-plus yard rushing game in the Patriots' win over the San Diego Chargers in the AFC Championship Game (1/20).

★ Started at left tackle in Super Bowl XLII (2/3).

2006 (16/16, 3/3)

★ Started 16 regular season games and three playoff contests at left tackle.

★ Was named to his first Pro Bowl.

★ Helped pave the way for the Patriots to record 1,969 rushing yards, the team's second highest total in the last 18 years.

★ Member of an offensive line that opened holes for Patriots' rushers to gain 183 rushing yards on 41 carries against Buffalo (9/10).

★ Member of an offensive front that opened holes for Patriots' ball carriers to gain 238 rushing yards on 41 carries at Cincinnati (10/1).

★ Was a member of an offensive front that gave Tom Brady enough time to throw for 372 yards and tie his then career high with four touchdown tosses at Minnesota (10/30).

★ Part of an offensive line that allowed just two sacks despite 51 pass attempts in a divisional playoff game at San Diego (1/14). San Diego entered the game as the league leader in sacks.

2005 (3/3, 0/0)

★ Started the first three games of the season.

★ Placed on injured reserve with an ankle injury (12/22) and missed the remainder of the year.

★ Had started 66 consecutive games at left tackle, including playoffs, before missing the San Diego matchup (10/2) with an injury.

★ Member of an offensive line that did not allow a sack on 38 pass attempts in the season opener against Oakland (9/8).

★ Started at left tackle but left the Pittsburgh game (9/25) in the first quarter with an ankle injury.

2004 (16/16, 3/3)

★ Started all 16 games at left tackle for the third consecutive season.

★ Helped the team average 4.1 yards per carry, the first time since 1985 that the team averaged more than four yards per rush.

★ Member of an offensive line that allowed Patriots' rushers to gain more than 200 total rushing yards in two games (11/14 and 12/5), marking the first time in six years the team has exceeded 200 net yards rushing. The 225 rushing yards against Cleveland (12/5/04) were the most for the Patriots since 12/26/93.

★ Part of an offensive line that allowed Patriots' rushers to amass 208 rushing yards against Buffalo (11/14). Part of an offensive line that allowed Patriots' ball carriers to amass 225 rushing yards against Cleveland (12/5), the most by New England in 11 years, since piling up 257 yards against Indianapolis on Dec. 26, 1993.

★ Member of an offensive line that opened holes for Patriots' rushers to gain 210 yards on the ground on just 39 carries (5.4 avg.) in the divisional playoffs against Indianapolis (1/16), the second highest playoff rushing output in team history.

★ Member of an offensive line that opened holes for Patriots' rushers to gain 112 yards on 28 carries in New

★ ★ ★ HONORS & AWARDS ★ ★ ★
2010 AFC Pro Bowl
2008 President's Volunteer Service Award
2007 AFC Pro Bowl Starter Associated Press All-Pro: First Team <i>Pro Football Weekly</i> /PFWA All-NFL Team <i>Pro Football Weekly</i> /PFWA All-AFC Team USA Today All-Pro Team NFL.com All-Interview Team
2006 AFC Pro Bowl
2005 New England Patriots Ron Burton Community Service Award
2004 NFL.com's All-Interview Team
2001 <i>Football News</i> All-Rookie Team

England's 24-21 victory over the Eagles in Super Bowl XXXIX.

2003 (16/16, 3/3)

★ Started all 16 games for the second consecutive season.

★ Helped the ground attack exceed the century mark with more than 100 rushing yards in five of the first six weeks in 2003.

★ Part of an offensive line that started the same five players in each of the last 12 games, all Patriots victories.

★ Member of an offensive line that has allowed just 63 sacks over the last two seasons.

★ Was a member of an offensive line that opened holes for Patriots rushers to gain a season-high 161 yards on 27 carries (6.0 avg.) and three touchdowns against Tennessee (10/5).

★ Started at left tackle in the Patriots' 17-14 divisional playoff victory over the Titans (1/10). Member of an offensive line that did not allow a sack in 41 pass attempts.

★ Started at left tackle in the Patriots' 24-14 AFC Championship victory over the Colts (1/18). Member of an offensive line that did not allow a sack in 37 pass attempts.

★ Started at left tackle and was a member of an offensive line that did not allow a sack in the Patriots' Super Bowl XXXVIII victory over the Panthers.

2002 (16/16)

★ Started all 16 games at left tackle and was part of a Patriots offensive line that did not allow a sack in four games in 2002, the first time the Patriots accomplished that feat since 1995.

★ Offensive line yielded a total of just 31 sacks.

★ Started at left tackle as part of an offensive line that allowed no sacks on 35 passing attempts and paved the way for a season-high 163 rushing yards in the Patriots' victory over the N.Y. Jets (9/15).

★ Started at left tackle in the Patriots 27-24 overtime win over the Dolphins (12/29) in the season finale. Held Jason Taylor, the NFL's sack leader, to no sacks after Taylor had recorded one in each of his previous eight games.

2001 (14/12, 3/3)

★ Started at left tackle in 12 of 14 regular season games and all three postseason games during his rookie season.

★ Earned Football News 2001 NFL All-Rookie Team honors in 2001.

★ Made first NFL start at left tackle and was part of an offensive line that blocked for rushing attack that accumulated 107 yards on 26 carries (4.1 avg.) against the N.Y. Jets (9/23).

★ Part of an offensive line that opened holes for 123 yards rushing on 30 attempts (4.1 avg.) and did not allow a sack in 38-17 victory over the Colts (10/21).

★ Helped power the offense to a season-high 196 yards rushing and their fourth 100 yard rusher of the season against Miami (12/22).

★ Started at left tackle and was part of an offensive line that led the way for 133 yards on 25 carries (5.3 avg.) in the Patriots 20-17 victory in Super Bowl XXXVI.

COLLEGE

★ Light earned four letters at Purdue University (1996, 1998-2000).

★ Charged with the responsibility of protecting Drew Brees' blind side from the left tackle position.

★ Started all 37 Boilermaker games at tackle from 1998-2000.

★ Leader of offensive line that allowed just 38 sacks on 1,690 pass attempts.

★ Consensus All-Big Ten conference first-team (2000) and voted to second-team (1999).

★ Helped the team to a Big Ten title and their first Rose

Bowl appearance in 35 years as a senior in 2000. Appeared in seven games as a reserve tight end as a freshman and recorded one reception for 16 yards.

PERSONAL

★ Matthew Charles Light was born the son of William and Marilyn Light on June 23, 1978 in Greenville, Ohio.

★ Second-team Division II all-state choice as a linebacker, adding All-Darke County, all-conference and All-Southwest District honors as a senior at Greenville (Ohio) High.

★ Three-year, two-way starter who played guard as sophomore, tackle as junior and tight end as senior.

★ As a senior, he had 69 tackles, including 15 stops for 63 yards in losses, two fumbles caused and two pass break-ups.

★ Added four catches for 75 yards with one touchdown.

★ Majored in industrial technology at Purdue.

★ In recognition of his many philanthropic endeavors and his commitment to having a positive impact their lives, Matt received the New England Patriots' Ron Burton Community Service Award in 2005.

★ Served as the honorary ringmaster for the Big Apple Circus in 2008 in a fundraising performance to benefit the Hole in the Wall Gang Camp.


★ In recognition of his outstanding work in the community, was presented with the President's Volunteer Service Award on Nov. 30, 2008 by Steve Preston, Secretary of Housing and Urban Development.

★ Was featured in a SoBe Water Commercial that aired during Super Bowl XLIII in Feb. 2009.

★ His charitable foundation, The Light Foundation, was featured Showtime's "Inside The NFL" in 2009.

★ Has his own website, mattlight72.com.

★ Matt and his wife, Susie, have three children; Collin, William and Gracie.



Bret LOCKETT

26

HT: 6-1 WT: 220

Born: 10/7/86 Exp. (NFL/Patriots): 2/2

GP/GS (Playoffs): 10/0 (0/0) Acq: CW (CLE)-09

College: UCLA Hometown: Diamond Bar, Calif.

★ ★ ★ DEFENSIVE BACK ★ ★ ★

CAREER TRANSACTIONS

Bret Lockett was claimed off waivers and awarded to the Patriots from the Cleveland Browns on Sept. 7, 2009 ... Originally signed by Cleveland as a rookie free agent (5/4/09) ... Waived by Cleveland on (9/6/09) ... Placed on injured reserve with a groin injury (12/9/09) ... Placed on injured reserve with a chest injury (8/31/10).

SEASONAL REVIEWS

2010

★ Placed on injured reserve on Aug. 31, 2010 with a chest injury.

2009 (10/0, 0/0)

★ Went to training camp with Cleveland after joining the Browns as a rookie free agent.

★ Was waived by Cleveland prior to the start of the regular season and claimed off waivers by New England (9/7).

★ Played in 10 games and finished with two tackles on defense and five special teams tackles.

★ Made his NFL debut in the season-opener vs. Buffalo (9/14) and finished with two special teams tackles.

★ Saw significant action as a reserve at safety in the Patriots 59-0' win vs. Tennessee (10/18) and finished with one tackle on defense.

★ Also played at safety in the Patriots' 35-7 win at Tampa Bay (10/25) in London's Wembley Stadium.

★ Placed on injured reserve on Dec. 9 with a groin injury.



EXTRA POINTS

★ Started a modeling career this past offseason after signing on with Legacy Model Management, a company based in New York City and Dallas, Texas.

COLLEGE

★ Played in 48 of a possible 50 games during his career at UCLA (2005-08).

★ Started 11 games as a senior and totaled 61 tackles and picked up a blocked PAT and returned it the length of the field for two points.

★ Earned playing time at safety and on special teams as a junior and a sophomore.

★ Carved out a role on special teams as a freshman.

★ Was a political science major.

PERSONAL

★ Born Bret Emanuel Lockett.

★ Three-year starter in football as a safety, wide receiver and linebacker at Diamond Bar (Calif.) High School.

★ Named SuperPrep All-California Member of *Tacoma News-Tribune* Western 100.

★ Played in the Cal/Florida All-Star Game.

★ First-team Sierra League in 2004 as a receiver.

★ Also lettered in track, setting a Sierra League record in the 300-meter hurdles in 2001.

★ ★ ★ ★ ★ BRET LOCKETT ★ ★ ★ ★ ★

Pos: DB Ht: 6-1 Wt: 220 Year: 2nd Acq: CW (CLE)-09 College: UCLA Born: 10/7/86

REGULAR SEASON		TACKLES						INTERCEPTIONS						MISCELLANEOUS				
Year	Team	G/S	TT	UT	A	S	Yds	No	Yds	Avg	Lg	TD	PD	FF	FR	Yds	TD	SpT
2009	Patriots	10/0	2	1	1	0.0	0.0	0	0	0.0	0	0	0	0	0	0	0	5
2010	Patriots																	
Injured Reserve																		
Totals - 1 year		10/0	2	1	1	0.0	0.0	0	0	0.0	0	0	0	0	0	0	0	5
POST SEASON		TACKLES						INTERCEPTIONS						MISCELLANEOUS				
Year	Team	G/S	TT	UT	A	S	Yds	No	Yds	Avg	Lg	TD	PD	FF	FR	Yds	TD	SpT
2009	Patriots	0/0																
Injured Reserve																		
Totals - 1 year		0/0	0	0	0	0.0	0.0	0	0	0.0	0	0	0	0	0	0	0	0





Logan MANKINS

70

HT: 6-4 WT: 310

Born: 3/10/82 Exp. (NFL/Patriots): 6/6

GP/GS (Playoffs): 89/89 (9/9) Acq: D1-05(32nd)

College: Fresno State Hometown: Catheys Valley, Calif.

PRO BOWLS

★ ★ ★ GUARD ★ ★ ★

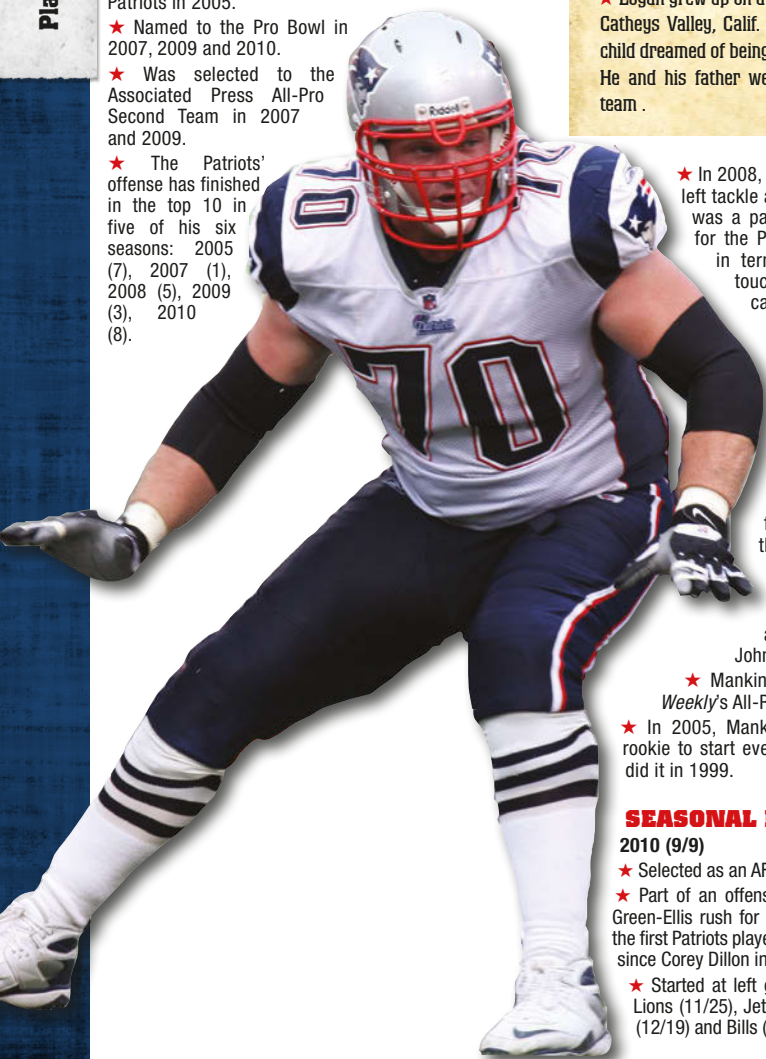
07 09 10

CAREER TRANSACTIONS

Logan Mankins was drafted by the New England Patriots in the first round (32nd overall) of the 2005 NFL Draft ... Signed by the Patriots (7/25/05).

CAREER HIGHLIGHTS

- ★ Has started all 89 regular-season games and nine postseason games he has appeared in since joining the Patriots in 2005.
- ★ Named to the Pro Bowl in 2007, 2009 and 2010.
- ★ Was selected to the Associated Press All-Pro Second Team in 2007 and 2009.
- ★ The Patriots' offense has finished in the top 10 in five of his six seasons: 2005 (7), 2007 (1), 2008 (5), 2009 (3), 2010 (8).



EXTRA POINTS

- ★ Entering his sixth NFL season, Logan has launched his career by starting 80 consecutive regular-season games.
- ★ Logan grew up on a 10,000-acre cattle ranch in Catheys Valley, Calif. (population 984), and as a child dreamed of being a professional steer roper. He and his father were a prize-winning roping team.
- ★ In 2008, Mankins started every game at left tackle as part of an offensive line that was a part of the best rushing season for the Patriots in more than 20 years in terms of rushing yards, rushing touchdowns and average yards per carry.
- ★ Mankins and John Hannah are the only Patriots guards to earn Pro Bowl bids since the 1970 AFL-NFL Merger.
- ★ Mankins scored a touchdown in the 2006 AFC Championship Game at Indianapolis when he recovered a Tom Brady fumble in the end zone to give the Patriots a 7-0 lead in the first quarter.
- ★ Mankins is the first Patriots guard to start every game as a rookie since Hall of Famer John Hannah did it in 1973.
- ★ Mankins was named to *Pro Football Weekly's* All-Rookie Team in 2005.
- ★ In 2005, Mankins became the first Patriots rookie to start every game since Damien Woody did it in 1999.

SEASONAL REVIEWS

2010 (9/9)

- ★ Selected as an AFC Pro Bowl starter.
- ★ Part of an offensive line that helped BenJarvus Green-Ellis rush for 1,008 yards in 2010, becoming the first Patriots player to eclipse the 1,000-yard mark since Corey Dillon in 2004.
- ★ Started at left guard against the Colts (11/21), Lions (11/25), Jets (12/6), Bears (12/12), Packers (12/19) and Bills (12/26), and Dolphins (1/2)



★ Made his second start of the season, helping the Patriots become the first team in 2010 to record over 100 rushing yards (103) against a stingy Steelers defense, including a 17-yard rush by BenJarvus Green-Ellis that was the longest run by any player against the Steelers this season. Also helped power Tom Brady to 350 passing yards.

★ Started his first game of the season against the Browns (11/7) at left guard.

★ Missed the first seven games of the season, but reported to the team on Nov. 2, 2010. Was activated to the 53-man roster on Nov. 6.

2009 (16/16, 1/1)

★ Named a starter on the AFC Pro Bowl squad in 2009, earning his second trip to the All-Star game.

★ Started all 16 games at left guard and was part of an offensive line that allowed the fewest sacks (18) by a Patriots line since the NFL moved to a 16-game schedule.

★ Also named Associated Press Second-Team All-Pro.

★ Part of a Patriots line that powered the offense to 619 net yards, setting a franchise record in a 59-0 victory vs. Tennessee (10/18).

★ Started at left guard in the postseason game vs. Baltimore (1/10).

2008 (16/16)

★ Started every game at left guard as part of an offensive line that led the Patriots to 356 first downs in 2008, the second highest total in franchise history.

★ Was a part of the best rushing season for the Patriots in more than 20 years, totaling 2,278 rushing yards (sixth in team history and the most since 1985), 21 rushing touchdowns (tied for fourth in team history and the most since 1981) and an average of 4.4 yards per carry (fifth in team history and the best since 1983).

★ Helped the Patriots rank fifth in the NFL in total offense, averaging 365.4 yards per game – the third-best yards per game average in franchise history.

★ Helped the Patriots record a franchise-best three games with 500 or more total net yards.

★ Started at left guard and contributed two leveling blocks on Kevin Faulk's pair of 2-yard touchdown runs at San Francisco (10/5).

★ Made the start at left guard as the Patriots tallied 257 rushing yards against Denver (10/20).

★ Started at left guard and was part of an offensive line that helped Matt Cassel to his second straight 400-yard game at Miami (11/23).

★ Started at left guard and was part of an offensive line that helped Matt Cassel to a career high four touchdown passes and led Patriots rushers to 277 yards on the ground, the team's highest single-game rushing total since 1985, at Oakland (12/14).

★ Started at left guard as the Patriots posted their fourth game of the season with 40-plus points, tying a franchise record set in 2007, while posting 514 net yards despite wintry conditions against Arizona (12/21).

2007 (16/16, 3/3)

★ Extended his games started streak to 48 after starting at left guard in all 16 regular-season contests.

★ Earned his first Pro Bowl selection in 2007.

★ Was part of a Patriots offensive line that allowed just 21 sacks.

★ ★ ★ HONORS & AWARDS ★ ★ ★

2010

Pro Bowl Starter

2009

Pro Bowl Starter

Associated Press All-Pro: Second Team

Sports Illustrated All-Pro Team

2007

Pro Bowl Starter

Pro Football Weekly/PFWA All-NFL Team

Pro Football Weekly/PFWA All-AFC Team

Sporting News All-Pro Team

USA Today All-Pro Team

ESPN.com All-Pro Team

Associated Press All-Pro: Second Team

Dr. Z's SI.com All-Pro Team

San Francisco Chronicle All-Pro Team

2006

Dr. Z's SI.com All-Pro Team

USA Today's All-Joe Team

2005

Pro Football Weekly/PFWA All-Rookie Team

★ Helped the Patriots set all-time records for points scored (589) as Tom Brady set an NFL record with 50 touchdown passes.

★ Member of an offensive line that created the pocket in which Tom Brady threw for a franchise-record six touchdown passes at Miami (10/21).

★ Started at left guard and was part of a line that led Laurence Maroney to his first 100-yard rushing game in the playoffs against Jacksonville (1/12).

★ Helped Maroney to his second straight 100-plus yard rushing game in the Patriots' win over the San Diego Chargers in the AFC Championship Game (1/20).

★ Started at left guard in Super Bowl XLII (2/3).

2006 (16/16, 3/3)

★ Started 16 regular season games and three playoff contests at left guard in 2006.

★ Named to SI.com's All-Pro Team and USA Today's All-Joe Team.

★ Helped pave the way for the Patriots to record 1,969 rushing yards, the team's second highest total in the last 18 years.

★ Member of an offensive line that opened holes for Patriots' rushers to gain 183 rushing yards on 41 carries (4.5 yard avg.) against Buffalo (9/10).

★ Part of an offensive line that allowed Patriots' rushers to gain 147 yards against the N.Y. Jets (9/17).

★ Member of an offensive front that opened holes for Patriots' ball carriers to gain 238 rushing yards on 41 carries at Cincinnati (10/1).

★ At Minnesota (10/30), helped to pave the way for a

★ ★ ★ CAREER STATISTICS ★ ★ ★

Fumble Recoveries: 1 for 0 yards and a touchdown (recovered in end zone) at Indianapolis, 1/21/07 (AFC Championship).

Receptions: 1 for -9 yards at Cincinnati, 10/1/07

running game that averaged 5.7 yards per carry, gaining 85 yards on just 15 rushes. Was a part of an offensive line that opened holes for Patriots' rushers to gain 145 yards on just 26 carries (5.6 yard avg.) against the N.Y. Jets (11/12).

★ Member of an offensive front that allowed Patriots' ball carriers to gain 171 rushing yards on just 31 carries (5.5 avg.) at Tennessee (12/31).

★ Part of an offensive line that allowed just two sacks despite 51 pass attempts at San Diego (1/14). San Diego entered the game as the league leader in sacks.

★ Collected his first career touchdown on a fumble recovery in the end zone at Indianapolis (1/21). Gave the Patriots a 7-0 lead by pouncing on a Tom Brady fumble in the end zone during the first quarter for his first career touchdown.

2005 (16/16, 2/2)

★ As a rookie, started all 16 regular-season games and both playoff games at left guard.

★ Named to Pro Football Weekly's All-Rookie Team.

★ Was one of just two Patriots offensive linemen (Stephen Neal) to start every game.

★ Was part of an offensive line that allowed just 28 sacks.

★ Started at left guard in his first career NFL contest and was a member of an offensive line that did not allow a sack on 38 pass attempts against Oakland (9/8).

★ Member of an offensive front that opened holes for Corey Dillon to rush for 106 yards on 23 carries and provided enough pocket time for Tom Brady to throw for 350 yards and three touchdowns against Atlanta (10/9).

★ Member of an offensive line that allowed Patriots' rushers to average 4.1 yards per carry against Kansas City (11/27).

★ Pounced on a Patrick Pass fumble during the Patriots'

touchdown drive in the fourth quarter.

★ Member of an offensive line that did not allow a sack and allowed Tom Brady to throw for 341 passing yards in the divisional playoffs against Denver (1/14).

COLLEGE

★ All-American Dream Team selection and rated the best offensive guard prospect in college football by The NFL Draft Report, despite starting his entire collegiate career at tackle.

★ First-team All-Western Athletic Conference selection.

★ First offensive lineman in Fresno State history to be selected team MVP.

★ Selected to the Outland Trophy Award Watch List in 2004.

★ Did not allow a sack or pressure all season, producing 16 touchdown-resulting blocks as a senior.

★ First-team Freshman All-American selection by *The Sporting News*.

★ Started every game at right offensive tackle, as the offense exploded for 7,022 yards and 70 touchdowns. Protected David Carr's blind side brilliantly all year, allowing only two sacks.

PERSONAL

★ Logan Mankins was born the son of Jill and Tim Mankins on March 10, 1982 in Catheys Valley, California. He attended Mariposa (Catheys Valley, Calif.) High School.

★ Was named all-league and his team's most valuable player.

★ Enjoys roping and hunting.

★ Supporter of the Tufts Floating Hospital for Children in Boston.

★ Was an agriculture education major at Fresno State.

★ Logan and his wife, Kara, have two children.



**Jerod
MAYO**

51

HT: 6-1 WT: 245

Born: 2/23/86 Exp. (NFL/Patriots): 3/3

GP/GS (Playoffs): 45/44 (1/1) Acq: D1-08 (10th)

College: Tennessee Hometown: Hampton, Va.
PRO BOWLS

★ ★ ★ **LINEBACKER** ★ ★ ★



PRONOUNCED je-ROD

CAREER TRANSACTIONS

Jerod Mayo was drafted by the New England Patriots in the first round (10th overall) of the 2008 NFL Draft ... Signed by the Patriots (7/24/08).

CAREER HIGHLIGHTS

- ★ Named to his first Pro Bowl in 2010 with and NFL-leading 193 tackles.
- ★ Mayo became the second Patriots player to win the Associated Press Defensive Rookie of the Year Award, joining Mike Haynes (1976).
- ★ Mayo has led the Patriots in total tackles in each of his first three seasons with 193 tackles in 2010, 114 in 2009, despite missing three games due to injury, and 139 tackles in 2008.
- ★ Mayo's 2008 tackle total led all NFL rookies.
- ★ In a game against the New York Jets on Nov. 13, 2008, Mayo finished with a career-high 23 tackles (17 solo).
- ★ In the month of December 2008, Mayo led the Patriots with 35 tackles as the team went 4-0 in the month while allowing just 13.5 points per game, including a season-ending shutout at Buffalo.
- ★ Named a defensive captain by his teammates in only his second season in the NFL.

SEASONAL REVIEWS

2010 (16/16)

- ★ Named to the AFC Pro Bowl squad.
- ★ Named a defensive co-captain for the second year in a row.

★ ★ ★ HONORS & AWARDS ★ ★ ★

2010

Pro Bowl

2009

USA Today's All-Joe Team

2008

Associated Press Defensive Rookie of the Year
Pro Football Weekly/PFWA Defensive Rookie of the Year
ESPN.com Defensive Rookie of the Year
SI.com Defensive Rookie of the Year
NFL Defensive Rookie of the Month (October)
Pro Football Weekly/PFWA All-Rookie Team
Sporting News All-Rookie Team



EXTRA POINTS

- ★ Jerod has two brothers who play college football. His brother Deron Mayo is a junior at Old Dominion, and his brother Derek Mayo is a senior at Richmond. Jerod, Deron and Derek Mayo are all linebackers. Derek's Richmond team won the NCAA Championship Subdivision title in 2008.
- ★ Jerod has been involved with United Way, filming a PSA for the New Hampshire 2-1-1 help line.
- ★ Finished the season with career-high and NFL-leading 193 total tackles. The 193 total tackles are the third-highest in team history, behind Clayton Weishuhn's 229 tackles in 1983 and Steve Nelson's 207 tackles in 1984.
- ★ Sacked Chad Henne for a seven-yard loss early in the second quarter, finishing the game with two quarterback hits, two tackles for a loss and eight tackles against the Dolphins (1/2), raising his season total to 193 tackles, just shy of the 200 mark.
- ★ Recovered a Ryan Fitzpatrick fumble that was forced by a Gary Guyton sack in the first quarter. Also forced a C.J. Spiller fumble in the third quarter, which Dane Fletcher recovered. Added four tackles, two passes defended and a quarterback hit against the Bills (12/26).
- ★ Recorded 19 tackles against the Packers, tying his season high and raising his total to a career-high 181 total tackles in 2010 (12/19).
- ★ Recovered a fumble forced by an Eric Moore sack of Jay Cutler on the Chicago seven yards line in the second quarter against the Bears, leading to a Patriots field goal (12/12). Also contributed five tackles.
- ★ Led the team with 12 tackles against the Jets (12/6), raising his season total to a career-high 157 tackles with four games remaining.
- ★ Tallied 14 tackles and one pass defended against the Lions, recording his eight game of 10 or more tackles in 2010 (11/25).
- ★ Led the team with 15 tackles against the Colts (11/21). Also credited with one pass defended when he leapt to break up a first-quarter Peyton Manning pass to set up a third-and-nine situation that the Colts did not convert.
- ★ Was credited with 13 tackles against the Steelers (11/14).
- ★ Made nine tackles against the Browns (11/7), putting him on pace for over 200 tackles in 2010.



★ Extended his streak to four consecutive games with 10-plus tackles, finishing with 17 tackles against the Vikings (10/31). He stopped Adrian Peterson for no gain on third-and-one in the first quarter, forcing a Vikings punt.

★ Recovered a Chargers fumble forced by Dane Fletcher at the San Diego 22-yard line in the first quarter, helping to set up a one-yard touchdown pass from Tom Brady to TE Rob Gronkowski for a 7-0 lead (10/24).

★ Recorded 10-plus tackles for the third game in a row, becoming the first Patriots player to do so since Tedy Bruschi did in 2006. He finished the game against the Chargers with 12 tackles (10/24).

★ Led the team with a season-high 19 tackles against the Ravens, his second highest career total (10/17).

★ Led the team with 17 tackles (16 solo) against the Dolphins (10/4).

★ Picked up his first sack of the year, dropping Ryan Fitzpatrick for a seven-yard loss on second-and-seven from the Patriots' 15-yard line, helping hold Buffalo to a field goal two plays later. Also led the team with nine tackles against Buffalo (9/26).

★ Recorded nine tackles against the Jets (9/19).

★ Started at inside linebacker in the season opener against the Bengals, registering 11 tackles (9/12).

2009 (13/12, 1/1)

★ Played in 13 games with 12 starts and led the team in tackles with 114, despite missing three games due to an injury.

★ Added 1.5 sacks and one forced fumble.

★ Registered double-digit tackles three times: (16, MIA, 11/8; 11, at MIA, 12/6; and 16, JAX, 12/27).

★ Registered his first career sack at Indianapolis (11/15) when he sacked Peyton Manning for an 11-yard loss in the second quarter.

★ Went over 100 tackles for the season with a 16-tackle performance in the Patriots' 35-7 AFC East-clinching victory vs. Jacksonville (12/27).

★ Was forced to leave the season-opener vs. Buffalo in the first quarter due to an injury and missed the next three games.

★ Returned to action at Denver (10/11) but did not start.

★ Recorded his second career forced fumble, stripping Knowshon Moreno of the ball on a reception from Kyle Orton in the first quarter.

★ Teamed with Tully Banta-Cain on a half sack at Miami (12/6).

★ Started in the postseason game vs. Baltimore (1/10) and finished with seven total tackles.

Mayo on living five minutes from Gillette Stadium:

"I feel I can get so much better as a football player living near work, as far as off the field and giving to the community. I can make a bigger impact right here, where I'm playing rather, than back in Tennessee or Virginia. I'm always up here."

2008 (16/16)

★ Started every game at inside linebacker and became just the second Patriots player to be named Associated Press NFL Defensive Rookie of the Year, joining Mike Haynes (1976).

★ NFL defensive rookie of the year by ESPN.com, SI.com and *Pro Football Weekly*.

★ Led all NFL rookies in tackles in 2008 and led the Patriots in tackles with 139 stops, according to coaches' film breakdown, a 54-tackle lead over the next leading tackler.

★ Named Rookie of the Month for the month of October.

★ Tallied 23 tackles (17 solo) vs. the N.Y. Jets (11/13), the highest total by a Patriots player since 1994.

★ In the month of December, led the Patriots with 35 tackles as the team went 4-0 in the month while allowing just 13.5 points per game, including a season-ending shutout at Buffalo (12/28).

★ Scooped up his first NFL fumble recovery, snatching an Andre Hall fumble forced by Ty Warren vs. Denver (10/20).


★ Started at inside linebacker and led the team with 10 tackles while also posting his first career pass defended at Indianapolis (11/2).

★ Credited with a forced fumble with his hit on Tim Hightower after just a 3-yard gain on a swing pass vs. Arizona (12/21).

COLLEGE

★ Started 26 of 32 games at Tennessee, playing for three seasons from 2005-07 after redshirting in 2004, and recorded 236 tackles (137 solos) with six quarterback pressures, 6.5 sacks for minus 51 yards and 21 stops for losses of 82 yards.

★ His 140 tackles in 2007 were the most by a Tennessee player since 1990.



★ His 19 tackles versus Kentucky in 2007 were the most by a Tennessee player since 1988.

★ Moved to middle linebacker in 2007, starting all 14 games, and recorded a career-high 140 tackles (79 solos) and returned an interception 34 yards for a touchdown.

PERSONAL

★ Jerod Mayo was born February 23, 1986.

★ Attended Kecoughtan High in Hampton, Va., where he was a Prep Star All-American and 2003 Defensive Player of the Year in the Virginia Peninsula area.

★ Added all-state and first-team all-district honors as a senior, recording 110 tackles, including 18 for loss, and two interceptions. Also played running back for seven games, picking up 1,245 rushing yards and scoring 13 touchdowns during his final campaign.

★ Has two brothers, Deron and Derek, who play college football.

★ Majored in sport management at Tennessee.


★ ★ ★ ★ ★ JEROD MAYO ★ ★ ★ ★ ★

Pos: LB Ht: 6-1 Wt: 245 Year: 3rd Acq: D1-08 (10th) College: Tennessee Born: 2/23/86

REGULAR SEASON		TACKLES						INTERCEPTIONS					MISCELLANEOUS					
Year	Team	G/S	TT	UT	A	S	Yds	No	Yds	Avg	Lg	TD	PD	FF	FR	Yds	TD	SpT
2008	Patriots	16/16	139	93	46	0.0	0.0	0	0	0.0	0	0	4	1	1	0	0	2
2009	Patriots	13/12	114	75	39	1.5	14.5	0	0	0.0	0	0	0	1	0	0	0	0
2010	Patriots	16/16	193	115	78	2.0	7.0	0	0	0.0	0	0	5	1	3	0	0	1
Totals - 3 years		45/44	446	283	163	4.0	21.5	0	0	0.0	0	0	9	3	4	0	0	3
POSTSEASON		TACKLES						INTERCEPTIONS					MISCELLANEOUS					
Year	Team	G/S	TT	UT	A	S	Yds	No	Yds	Avg	Lg	TD	PD	FF	FR	Yds	TD	SpT
2009	Patriots	1/1	7	4	3	0.0	0.0	0	0	0.0	0	0	0	0	0	0	0	0
Totals - 1 year		1/1	7	4	3	0.0	0.0	0	0	0.0	0	0	0	0	0	0	0	0

★ ★ ★ ★ ★ MAYO'S CAREER GAME-BY-GAME ★ ★ ★ ★ ★

2008 Opponent	P/S	TT	UT	A	S	Yds	I	Yds	PD	FF	FR	SpT	W/L	Score	2009 Opponent	P/S	TT	UT	A	S	Yds	I	Yds	PD	FF	FR	SpT	W/L	Score
09/07 Kansas City	S	7	6	1	-	-	-	-	-	-	-	-	W	17-10	09/14 Buffalo	S	1	0	1	-	-	-	-	-	-	-	-	W	25-24
09/14 at N.Y. Jets	S	9	6	3	-	-	-	-	-	-	-	-	W	19-10	09/20 at N.Y. Jets					Inactive							L	9-16	
09/21 Miami	S	14	8	6	-	-	-	-	-	-	-	-	L	13-38	09/27 Atlanta					Inactive							W	26-10	
10/05 at San Francisco	S	4	3	1	-	-	-	-	-	-	-	-	W	30-21	10/04 Baltimore					Inactive							W	27-21	
10/12 at San Diego	S	6	3	3	-	-	-	-	-	-	-	1	L	10-30	10/11 at Denver	p	8	7	1	-	-	-	-	-	1	-	Lot	17-20	
10/20 Denver	S	11	7	4	-	-	-	-	-	-	1	-	W	41-7	10/18 Tennessee	S	6	5	1	-	-	-	-	-	-	-	-	W	59-0
10/26 St. Louis	S	4	1	3	-	-	-	-	-	-	-	-	W	23-16	10/25 at Tampa Bay	S	8	6	2	-	-	-	-	-	-	-	-	W	35-7
11/02 at Indianapolis	S	10	4	6	-	-	-	-	1	-	-	L	15-18	11/08 Miami	S	16	9	7	-	-	-	-	-	-	-	-	W	27-17	
11/09 Buffalo	S	6	3	3	-	-	-	-	1	-	-	-	W	20-10	11/15 at Indianapolis	S	7	3	4	1.0	11.0	-	-	-	-	-	-	L	34-35
11/13 N.Y. Jets	S	23	17	6	-	-	-	-	1	-	-	-	Lot	31-34	11/22 N.Y. Jets	S	8	4	4	-	-	-	-	-	-	-	-	W	31-14
11/23 at Miami	S	4	3	1	-	-	-	-	-	-	-	-	W	48-28	11/30 at New Orleans	S	9	6	3	-	-	-	-	-	-	-	-	L	17-38
11/30 Pittsburgh	S	6	6	0	-	-	-	-	-	-	-	1	L	10-33	12/06 at Miami	S	11	10	1	0.5	3.5	-	-	-	-	-	-	L	21-22
12/07 at Seattle	S	8	7	1	-	-	-	-	-	-	-	-	W	24-21	12/13 Carolina	S	6	4	2	-	-	-	-	-	-	-	-	W	20-10
12/14 at Oakland	S	11	10	1	-	-	-	-	1	-	-	-	W	49-26	12/20 at Buffalo	S	9	6	3	-	-	-	-	-	-	-	-	W	17-10
12/21 Arizona	S	7	5	2	-	-	-	-	-	1	-	W	47-7	12/27 Jacksonville	S	16	9	7	-	-	-	-	-	-	-	-	W	35-7	
12/28 at Buffalo	S	9	4	5	-	-	-	-	-	-	-	-	W	13-0	01/03 at Houston	S	9	6	3	-	-	-	-	-	-	-	-	L	27-34
2008 Totals		16/16	139	93	46	0.0	0.0	0	0	4	1	2	11-5		2009 Totals		13/12	114	75	39	1.5	14.5	0	0	0	1	0	0	10-6
														01/10 Baltimore	S	7	4	3	-	-	-	-	-	-	-	-	L	14-33	
														2009 Postseason		1/1	7	4	3	0.0	0.0	0	0	0	0	0	0	0-1	



**Brandon
McGOWAN**

30

HT: 5-11 WT: 210

Born: 9/26/83 Exp. (NFL/Patriots): 6/2

GP/GS (Playoffs): 41/24 (1/0) Acq: UFA(Chi)-09

College: Maine Hometown: Jersey City, N.J.

★ ★ ★ SAFETY ★ ★ ★

CAREER TRANSACTIONS

Brandon McGowan was signed by the Patriots as an unrestricted free agent on May 5, 2009 ... Originally signed by the Chicago Bears as a rookie free agent (5/1/05) ... Placed on injured reserve with a knee injury (1/10/06) ... Placed on injured reserve with an Achilles injury (11/6/06) ... Placed on injured reserve with an ankle injury (9/19/08) ... Placed on injured reserve with a chest injury (9/4/10).

CAREER HIGHLIGHTS

- ★ McGowan joined the Patriots in 2009 as a veteran of four NFL seasons, all with the Chicago Bears (2005-08).
- ★ McGowan enters 2010 having played in 41 career games with 24 starts and has recorded 181 career tackles (118 solo), two interceptions, ten passes defended, three forced fumbles, two fumble recoveries and 28 special teams tackles.
- ★ As a rookie in 2005, McGowan was the only undrafted Bears rookie to make the active roster, seeing action in eight games and starting the final three games of the season.

SEASONAL REVIEWS

2010

- ★ Placed on injured reserve on Sept. 4, 2010 with a chest injury.

2009 (16/11, 1/0)

- ★ Saw action in a career-high 16 games with 11 starting assignments at free safety and set career-highs with 66 total tackles, 10 passes defended, three forced fumbles and one fumble recovery.
- ★ Also played a key role on special teams, finishing with 12 total tackles and one fumble recovery.
- ★ Led the team in tackles vs. Tennessee (10/18) with seven and tied for the team lead with 12 at Denver (10/11).
- ★ Forced a fumble with a thundering hit on Michael Turner vs. Atlanta (9/27) in the second quarter, which created a fumble that was recovered by James Sanders at the New England 31-yard line and led to a drive that resulted in a field goal. Helped limit Tony Gonzalez to just one reception.
- ★ Registered his second career fumble recovery vs. Baltimore (10/4), pouncing on a Chris Carr fumble that was created from a hit by Eric Alexander on the opening kickoff to help set up a field goal.
- ★ Recovered a first quarter Knowshon Moreno fumble at Denver (10/11) forced by a Jerod Mayo hit. The recovery helped position the Patriots for a field goal.
- ★ Forced a fourth quarter fumble vs. Tennessee (10/18) that was recovered by Junior Seau.
- ★ Played as a reserve in the postseason game vs. Baltimore (1/10) and finished with one tackle.



EXTRA POINTS

- ★ Brandon attended the University of Maine from 2001-04. Entering the 2010 season, just two other players from the University of Maine have appeared in a game for the Patriots. Defensive Back Dave Cloutier played in 12 games in 1964 and wide receiver Clay Pickering played in one game in 1987.

2008 (2/1 – Chicago)

- ★ Played in the first two games of the season with one start before being placed on injured reserve with an ankle injury (9/19).
- ★ Recorded five tackles (2 solo) and a pass defended.

2007 (14/9 – Chicago)

- ★ Played in 14 games, making nine starts and posted a single-season career high 80 tackles (52 solo), three passes defended, two interceptions, one forced fumble and one fumble recovery.
- ★ His 80 tackles placed sixth on the team and also made a career-high 10 special teams tackles.
- ★ Recorded his first career interception, picking off a Brett Favre pass in the Bears' victory over the Packers (10/7).
- ★ Added his second interception of the season at Minnesota (12/17).

2006 (1/0 – Chicago)

- ★ Missed games one through seven after being placed on the physically unable to perform list and made his lone appearance of the season after being activated from the physically unable to perform list against Miami (11/5), making one tackle along with two special teams tackles.
- ★ Placed on injured reserve with an Achilles injury (11/6).

2005 (8/3 – Chicago)

- ★ Played in eight games and made three starts as the only undrafted rookie to make the Bears' active roster.
- ★ Finished with 29 tackles, including one tackle for a loss, as well as four special teams tackles.
- ★ Made his first career start at free safety versus Atlanta (12/18) and led the secondary with nine tackles.
- ★ Suffered a knee injury in the season finale at Minnesota (1/1) and was placed on injured reserve (1/10).



COLLEGE

- ★ McGowan earned four letters at Maine (2001-04) and started 33 of his 34 games played.
- ★ Racked up 293 career tackles, including 20 tackles for a loss and 7.5 sacks while notching seven interceptions, 10 passes defended, five fumble recoveries and three forced fumbles.
- ★ Earned first-team All-Atlantic 10 honors as a senior free safety.
- ★ Named Maine's Defensive Player of the Year and was a second-team All-Atlantic 10 selection as a junior.
- ★ As a sophomore in 2002, played in 13 games with 12 starts at strong safety and tallied 94 tackles.

PERSONAL

- ★ Brandon McGowan was born the son of Annie Herring and Kyle McGowan on September 26, 1983.
- ★ Attended Lincoln (Jersey City, N.J.) High School where he played both safety and tailback.
- ★ Named defensive first-team all-county following his senior season in which he recorded 63 tackles, five sacks, three forced fumbles and three blocked punts.
- ★ Also rushed for 613 yards and scored 11 touchdowns his senior year.
- ★ Majored in business at Maine.


★ ★ ★ ★ ★ BRANDON MCGOWAN ★ ★ ★ ★ ★

Pos: S Ht: 5-11 Wt: 210 Year: 6th Acq: UFA(CHI)-09 College: Maine Born: 9/26/83

REGULAR SEASON			TACKLES					INTERCEPTIONS						MISCELLANEOUS					
Year	Team	G/S	TT	UT	A	S	Yds	No	Yds	Avg	Lg	TD	PD	FF	FR	Yds	TD	SpT	
2005	Bears	8/3	29	20	9	0.0	0.0	0	0	0.0	0	0	1	0	0	0	0	4	
2006	Bears	1/0	1	0	1	0.0	0.0	0	0	0.0	0	0	0	0	0	0	0	2	
2007	Bears	14/9	80	52	28	0.0	0.0	2	5	2.5	5	0	3	1	1	0	0	10	
2008	Bears	2/1	5	2	3	0.0	0.0	0	0	0.0	0	0	1	0	0	0	0	0	
2009	Patriots	16/11	66	44	22	0.0	0.0	0	0	0.0	0	0	5	3	1	0	0	12	
2010	Patriots							Injured Reserve											
Totals - 6 years		41/24	181	118	63	0.0	0.0	2	5	2.5	5	0	10	4	2	0	0	28	
Additional Statistics: 1 special teams forced fumble recovery (2009)																			
POSTSEASON			TACKLES					INTERCEPTIONS						MISCELLANEOUS					
Year	Team	G/S	TT	UT	A	S	Yds	No	Yds	Avg	Lg	TD	PD	FF	FR	Yds	TD	SpT	
2005	Bears	0/0						Injured Reserve											
2006	Bears	0/0						Injured Reserve											
2009	Patriots	1/0	1	1	0	0.0	0.0	0	0	0.0	0	0	0	0	0	0	0	0	
Totals - 3 years		1/0	1	1	0	0.0	0.0	0	0	0.0	0	0	0	0	0	0	0	0	

★ ★ ★ ★ ★ MCGOWAN'S CAREER GAME-BY-GAME ★ ★ ★ ★ ★

2005 Opponent	P/S	TT	UT	A	S	Yds	I	Yds	PD	FF	FR	W/L	Score
09/11 at Washington	p	0	0	0	-	-	-	-	-	-	-	L	7-9
09/18 Detroit		Inactive										L	38-6
09/25 Cincinnati		Inactive										L	7-24
10/09 at Cleveland		Inactive										L	10-20
10/16 Minnesota		Inactive										W	28-3
10/23 Baltimore		Inactive										W	10-6
10/30 at Detroit		Inactive										W	19-13
11/06 at New Orleans		Inactive										W	20-17
11/13 San Francisco	p	0	0	0	-	-	-	-	-	-	-	W	17-9
11/20 Carolina	p	0	0	0	-	-	-	-	-	-	-	W	13-3
11/27 at Tampa Bay	p	0	0	0	-	-	-	-	-	-	-	W	13-10
12/04 Green Bay		Inactive										W	19-7
12/11 at Pittsburgh	p	6	2	-	-	-	-	-	-	-	-	L	9-21
12/18 Atlanta	S	9	6	3	-	-	-	-	-	-	-	W	16-3
12/25 at Green Bay	S	11	7	4	-	-	-	-	-	-	-	W	24-17
01/01 at Minnesota	S	1	1	0	-	-	-	-	-	-	-	L	10-34
2005 Totals	8/3	29	20	9	0.0	0.0	0	0	0	0	0	W	11-5
2006 Opponent	P/S	TT	UT	A	S	Yds	I	Yds	PD	FF	FR	W/L	Score
10/29 San Francisco		Activated from PUP	11/5									W	41-10
11/05 Miami	p	1	0	1	-	-	-	-	-	-	-	L	13-31
11/12 at N.Y. Giants		Placed on Injured Reserve	11/6									W	38-20
2006 Totals	1/0	1	0	1	0.0	0.0	0	0	0	0	0	W	13-3
2007 Opponent	P/S	TT	UT	A	S	Yds	I	Yds	PD	FF	FR	W/L	Score
09/09 at San Diego	S	5	3	2	-	-	-	-	-	-	-	L	3-14
09/16 Kansas City	p	0	0	0	-	-	-	-	-	-	-	W	20-10
09/23 Dallas	p	1	1	0	-	-	-	-	-	-	-	L	10-34
09/30 at Detroit	S	13	9	4	-	-	-	-	-	-	-	L	27-37
10/07 at Green Bay	S	5	5	0	-	-	-	-	-	-	-	W	27-20
10/14 Minnesota	S	8	5	3	-	-	-	-	-	-	-	L	31-34
10/21 at Philadelphia	p	1	0	1	-	-	-	-	-	-	-	W	19-16
10/28 Detroit		Inactive										L	7-16
11/11 at Oakland		Inactive										W	17-5
11/18 at Seattle	p	2	2	0	-	-	-	-	-	-	-	L	23-30
11/25 Denver	p	0	0	0	-	-	-	-	-	-	-	W	37-34
12/02 N.Y. Giants	S	9	5	4	-	-	-	-	-	-	-	L	16-21
12/06 at Washington	S	12	7	5	-	-	-	-	-	-	-	L	16-24
12/17 at Minnesota	S	12	7	5	-	-	-	-	-	-	-	L	13-20
12/23 Green Bay	S	7	5	2	-	-	-	-	-	-	-	W	35-7
12/30 New Orleans	S	5	3	2	-	-	-	-	-	-	-	W	33-25
2007 Totals	14/9	80	52	28	0.0	0.0	2	5	3	1	1	W	7-9
2008 Opponent	P/S	TT	UT	A	S	Yds	I	Yds	PD	FF	FR	W/L	Score
09/07 at Indianapolis	S	4	2	2	-	-	-	-	-	-	-	W	29-13
9/14 at Carolina	p	1	0	1	-	-	-	-	-	-	-	L	17-20
9/21 Tampa Bay		Placed on Injured Reserve										L	24-27
2008 Totals	2/1	5	2	3	0.0	0.0	0	2	0	0	0	W	9-7
2009 Opponent	P/S	TT	UT	A	S	Yds	I	Yds	PD	FF	FR	W/L	Score
09/14 Buffalo	p	-	-	-	-	-	-	-	-	-	-	W	25-24
09/20 at N.Y. Jets	S	4	4	0	-	-	-	-	-	-	-	L	9-16
09/27 Atlanta	S	4	2	2	-	-	-	-	-	-	-	W	26-10
10/04 Baltimore	S	6	4	2	-	-	-	-	-	-	-	W	27-21
10/11 at Denver	S	12	8	4	-	-	-	-	-	-	-	L	10-20
10/18 Tennessee	S	7	5	2	-	-	-	-	-	-	-	W	59-0
10/25 at Tampa Bay	S	5	5	-	-	-	-	-	-	-	-	W	35-7
11/08 Miami	S	8	6	2	-	-	-	-	-	-	-	W	27-17
11/15 at Indianapolis	S	2	2	0	-	-	-	-	-	-	-	L	34-35
11/22 N.Y. Jets	S	4	2	2	-	-	-	-	-	-	-	W	31-14
11/30 at New Orleans	S	3	1	2	-	-	-	-	-	-	-	L	17-38
12/06 at Miami	S	3	2	1	-	-	-	-	-	-	-	L	21-22
12/13 Carolina	p	2	0	2	-	-	-	-	-	-	-	W	20-10
12/20 at Buffalo	p	2	1	1	-	-	-	-	-	-	-	W	17-10
12/27 Jacksonville	p	2	2	0	-	-	-	-	-	-	-	W	35-7
01/03 at Houston	p	2	2	0	-	-	-	-	-	-	-	L	27-34
2009 Totals	16/11	66	44	22	0.0	0.0	0	0	5	3	1	W	10-6
01/10 Baltimore	p	1	1	0	-	-	-	-	-	-	-	L	14-33
2009 Postseason	1/0	1	1	0	0.0	0.0	0	0	0	0	0	W	0-1



Brandon MERIWEATHER

31

HT: 5-11 WT: 200

Born: 1/14/84 Exp. (NFL/Patriots): 4/4

GP/GS (Playoffs): 64/40 (4/2) Acq: D1-07 (24th)

College: Miami (Fla.) Hometown: Apopka, Fla.

PRO BOWLS

★ ★ ★ SAFETY ★ ★ ★



CAREER TRANSACTIONS

Brandon Meriweather was drafted by the New England Patriots in the first round (24th overall) of the 2007 NFL Draft ... Signed by the Patriots (7/28/07).

CAREER HIGHLIGHTS

- ★ Named to consecutive AFC Pro Bowl teams (2009, 2010).
- ★ Meriweather has played in all 64 games with 40 starts over his first four NFL seasons with the Patriots (2007-10).
- ★ Earned his first Pro Bowl berth after finishing with career highs with 83 tackles and five interceptions in 2009.
- ★ Meriweather was one of just four NFL defensive backs with at least two interceptions, two sacks and two forced fumbles in 2008, joining Arizona's Adrian Wilson, Minnesota's Antoine Winfield and Philadelphia's Quintin Mikell.
- ★ As a rookie in 2007, Meriweather played in every game and tied for second on the team with 18 special teams tackles.
- ★ Meriweather made his first career start in Super Bowl XLII, opening the game as the Patriots' fifth defensive back.

SEASONAL REVIEWS

2010 (16/13)

- ★ Named to the AFC Pro Bowl.
- ★ Made one tackle in a start against the Dolphins (1/2).
- ★ Tallied five tackles and a pass defended against the Bills (12/26).
- ★ Made four tackles and one special teams tackle in a start against the Packers (12/19). Intercepted a Matt Flynn pass with 3:42 remaining in the game, but the play was called back due to a penalty.
- ★ Intercepted a Jay Cutler pass in the end zone for a touchback in the fourth quarter against the Bears (12/12). Made one tackle and also played on special teams, holding the ball for kicker Shayne Graham on kickoffs due to the blustery conditions.
- ★ Made six tackles in a start against the Jets (12/6).
- ★ Recorded four tackles and two passes defended in a start against the Lions (11/25).
- ★ Made with his second interception of the season on the Colts' first drive of the game, which he returned 39 yards to the Indianapolis 32 yard line, helping set up the Patriots' first touchdown of the game. Also registered six tackles in a start against the Colts (11/21).



EXTRA POINTS

- ★ Brandon's hard-hitting style of play at the University of Miami earned him the colorful nicknames "The Hit Stick," "Hit-em-up," and "B-Ware." He won the team's "Hard Hitter Award" in 2004 and 2005.
- ★ Recorded five tackles in a start against the Steelers (11/14).
- ★ Recovered RB Peyton Hillis' first quarter fumble that was forced by Jermaine Cunningham (his first career fumble recovery), and made eight tackles in a start against the Browns (11/7).
- ★ Made six tackles in a start against the Vikings (10/31).
- ★ Started his fourth game of the season and made five tackles against San Diego (10/24).
- ★ Registered three tackles against the Ravens in his third start of the season (10/17).
- ★ Made three tackles in a start against the Dolphins (10/4).
- ★ Came up with a game-clinching interception on Ryan Fitzpatrick at the Patriots 43-yard line with 3:04 left in regulation. Also registered five tackles and a pass defended in a reserve role at safety against the Bills (9/26).
- ★ Saw action as a reserve at safety against the Jets (9/19).
- ★ Started vs. Cincinnati as part of the nickel defense and registered three tackles (9/12).

2009 (16/16, 1/1)

- ★ Earned his first Pro Bowl berth after starting all 16 games at strong safety



and finishing third on the team with 83 total tackles and tying for the team lead with five interceptions. Also added nine passes defended, two forced fumbles and five special teams tackles.

★ Named ESPN, *Sports Illustrated* and *Pro Football Weekly* midseason All-Pro.

★ Named AFC Defensive Player of the Week (Week 7) after intercepting two passes at Tampa Bay (10/15) in London's Wembley Stadium and returning one 39 yards for his first career touchdown in a 35-7 Patriots win.

★ Finished the season with a career-high five interceptions.

★ Made a single-game career best 12 tackles at Denver (10/11).

★ Led the secondary with a career-high 83 tackles.

★ In the season-opener vs. Buffalo (9/14) made initial contact, disrupting Leodis McKelvin's fourth-quarter kickoff return, allowing Pierre Woods to force a fumble that was recovered by Stephen Gostkowski at the 31-yard line to set up the game-winning touchdown in a 25-24 Patriots win.

★ Forced a fumble in the Patriots' 59-0 win vs. Tennessee (10/18), when he forced LenDale White to fumble in the second quarter to help set up a New England touchdown.

★ Set up a New England touchdown with a pick and a 56-yard return vs. Jacksonville (12/27) in the AFC East-clinching 35-7 victory.

★ Started in the postseason game vs. Baltimore (1/10) and finished with three tackles and one special teams tackle.

2008 (16/11)

★ Played in every game and started the final 11 games of the season at safety after opening-day starter Rodney Harrison was placed on injured reserve and went on to lead the Patriots with four interceptions, tying the highest total by a Patriots safety since Lawyer Milloy had six interceptions in 1998.

★ Ranked third on the team with 79 tackles (57 solo), a total that led all Patriots defensive backs, and finished second on the team with nine passes defended.

★ Collected his first NFL interception at the N.Y. Jets (9/14), picking off a Brett Favre pass.

★ Played in reserve as the nickel back at San Francisco (10/5) and pulled down his second interception of the season with an acrobatic catch on his back, grabbing a J.T. O'Sullivan pass intended for Delanie Walker.

★ Collected his team-leading third interception of the season, picking off a Jay Cutler pass intended for Darrell Jackson vs. Denver (10/20).

★ Snared his fourth interception of the season, picking off a Chad Pennington pass intended for Anthony Fasano at Miami (11/23).

★ Ensured a Patriots' victory with his first career sack, forcing a fumble on a 7-yard sack of Seneca Wallace at Seattle (12/7), while tying for the team lead in tackles with nine.

★ Blindsided Matt Leinart on a 12-yard sack, forcing a fumble that was recovered by Jarvis Green, for his second strip-sack in three games vs. Arizona (12/21).

2007 (16/0, 3/1)

★ Played in all 16 regular-season games in his first pro season, making 16 tackles with three passes defended and 13 special teams tackles.

★ Appeared in his first NFL game in the Patriots' win over the New York Jets (9/9), playing in a reserve role at safety

★ MERIWEATHER'S SINGLE GAME CAREER HIGHS ★

Regular Season

Tackles:	12	at Denver (10/11/09)
Solos:	8	at Houston (01/03/09)
Assists:	6	at Denver (10/11/09)
Sacks:	1	Two times, most recent vs. Arizona (12/28/2008)
Interceptions:	2	at Tampa Bay (10/25/2009)
Int. Return Yards:	70	at Tampa Bay (10/25/2009)
Passes Defended:	2	Four times, most recent at Tampa Bay (10/25/2009)

★★★ HONORS & AWARDS ★★★

2010

Pro Bowl

2009

Pro Bowl

AFC Defensive Player of the Week (Wk 7)

and made his first tackle on Jets wide receiver Justin McCareins.

★ Registered his first career pass defended, batting down Kyle Boller's downfield attempt intended for Derrick Mason in the Patriots' comeback win at Baltimore (12/3).

★ Led the team with four special teams tackles while making three tackles in coverage as the Patriots completed the NFL's first 16-0 season at the New York Giants (12/29).

★ Played in all three of the Patriots' postseason games, including his first NFL start in Super Bowl XLII vs. the New York Giants (2/3), making three tackles and registering a pass defended.

COLLEGE

★ Started 21 games at strong safety, six at free safety, three at cornerback and one at nickel back during his career.

★ Holds the Miami career-record for tackles by a defensive back with 293 tackles.

★ His 182 solo tackles broke the Miami all-time record for safeties that was held by Bennie Blades (155) and his 77 solo tackles in 2005 broke the old Miami season-record for safeties that was first set by Daryl Reeh (68).

★ Became the first defensive back to ever lead the Hurricanes in tackles in a season (115 in 2005).

PERSONAL

★ Brandon Meriweather was born January 14, 1984.

★ Attended Apopka (Fla.) High School and led his school to the Florida Class 6A state championship as a senior in 2001 and registered 115 tackles, six interceptions and four touchdowns.

★ Played in the Florida-Georgia All-Star game and was named captain of the defense.

★ Participated in the 2008 Salvation Army Holiday Party at Gillette Stadium with nearly 250 children from the Boston and Providence Salvation Army centers.

★ Was a liberal arts major at Miami.

★ Brandon has a daughter, Morgan.

★ ★ ★ ★ ★ BRANDON MERIWEATHER ★ ★ ★ ★ ★

Pos: S Ht: 5-11 Wt: 200 Year: 4th Acq: D1-07 (24th) College: Miami (Fla.) Born: 1/14/84

REGULAR SEASON		TACKLES						INTERCEPTIONS						MISCELLANEOUS				
Year	Team	G/S	TT	UT	A	S	Yds	No	Yds	Avg	Lg	TD	PD	FF	FR	Yds	TD	SpT
2007	Patriots	16/0	16	13	3	0.0	0.0	0	0	0.0	0	0	3	0	0	0	0	18
2008	Patriots	16/11	79	57	22	2.0	19.0	4	25	6.3	19	0	9	2	0	0	0	11
2009	Patriots	16/16	83	51	32	0.0	0.0	5	149	29.8	56	1	9	2	0	0	0	5
2010	Patriots	16/13	66	48	18	0.0	0.0	3	39	19.5	39	0	6	0	1	0	0	2
Totals - 4 years		64/40	244	169	75	2.0	19.0	12	213	19.4	56	1	27	4	1	0	0	36
POSTSEASON		TACKLES						INTERCEPTIONS						MISCELLANEOUS				
Year	Team	G/S	TT	UT	A	S	Yds	No	Yds	Avg	Lg	TD	PD	FF	FR	Yds	TD	SpT
2007	Patriots	3/1	8	6	2	0.0	0.0	0	0	0.0	0	0	1	0	0	0	0	2
2009	Patriots	1/1	3	2	1	0.0	0.0	0	0	0.0	0	0	0	0	0	0	0	1
Totals - 2 years		4/2	11	8	3	0.0	0.0	0	0	0.0	0	0	1	0	0	0	0	3

★ ★ ★ ★ ★ MERIWEATHER'S CAREER GAME-BY-GAME ★ ★ ★ ★ ★

2007	Opponent	P/S	TT	UT	A	S	Yds	I	Yds	PD	FF	FR	SpT	W/L	Score
09/09	at N.Y. Jets	p	1	1	0	-	-	-	-	-	3	W	38-14		
09/16	San Diego	p	1	1	0	-	-	-	-	-	1	W	38-14		
09/23	Buffalo	p	3	1	2	-	-	-	-	-	-	W	38-7		
10/01	at Cincinnati	p	3	3	0	-	-	-	-	-	1	W	34-13		
10/07	Cleveland	p	0	0	0	-	-	-	-	-	1	W	34-17		
10/14	at Dallas	p	0	0	0	-	-	-	-	-	2	W	48-27		
10/21	at Miami	p	2	2	0	-	-	-	-	-	1	W	49-28		
10/28	Washington	p	0	0	0	-	-	-	-	-	-	W	52-7		
11/04	at Indianapolis	p	0	0	0	-	-	-	-	-	1	W	24-20		
11/18	at Buffalo	p	1	1	0	-	-	-	-	-	1	W	56-10		
11/25	Philadelphia	p	0	0	0	-	-	-	-	-	-	W	31-28		
12/03	at Baltimore	p	0	0	0	-	-	-	1	-	2	W	27-24		
12/09	Pittsburgh	p	0	0	0	-	-	-	-	-	-	W	34-13		
12/16	N.Y. Jets	p	0	0	0	-	-	-	-	-	1	W	20-10		
12/23	Miami	p	2	2	0	-	-	-	1	-	-	W	28-7		
12/29	at N.Y. Giants	p	3	2	1	-	-	-	-	-	4	W	38-35		
2007 Totals		16/0	16	13	3	0.0	0.0	0	0	3	0	0	18	16-0	
01/12	Jacksonville	p	1	1	0	-	-	-	-	-	1	W	31-20		
01/20	San Diego	p	4	2	2	-	-	-	-	-	1	W	21-12		
02/03	N.Y. Giants	S	3	3	0	-	-	-	1	-	-	L	14-17		
2007 Postseason		3/1	8	6	2	0	0	0	0	1	0	0	2	2-1	
2008	Opponent	P/S	TT	UT	A	S	Yds	I	Yds	PD	FF	FR	SpT	W/L	Score
09/07	Kansas City	p	5	3	2	-	-	-	-	-	-	1	W	17-10	
09/14	at N.Y. Jets	p	1	1	0	-	-	1	6	1	-	-	W	19-10	
09/21	Miami	p	5	5	0	-	-	-	-	-	-	L	13-38		
10/05	at San Francisco	p	2	2	0	-	-	1	0	1	-	-	W	30-21	
10/12	at San Diego	S	2	2	0	-	-	-	1	-	-	L	10-30		
10/20	Denver	p	2	1	1	-	-	1	-	2	-	2	W	41-7	
10/26	St. Louis	S	6	3	3	-	-	-	-	-	-	-	W	23-16	
11/02	at Indianapolis	S	6	4	2	-	-	-	-	-	-	-	1	L	15-18
11/09	Buffalo	S	2	1	1	-	-	-	-	-	-	-	-	W	20-10
11/13	N.Y. Jets	S	11	7	4	-	-	-	-	-	-	-	1	Lot	31-34
11/23	at Miami	S	5	4	1	-	-	-	1	19	1	-	-	W	48-28
11/30	Pittsburgh	S	8	5	3	-	-	-	-	-	-	-	1	L	10-33
12/07	at Seattle	S	9	6	3	1.0	7.0	-	-	-	2	1	-	W	24-21
12/14	at Oakland	S	6	5	1	-	-	-	-	-	-	-	1	W	49-26
12/21	Arizona	S	4	3	1	1.0	12.0	-	-	-	1	1	-	W	47-7
12/28	at Buffalo	S	5	5	0	-	-	-	-	-	-	-	1	W	13-0
2008 Totals		16/11	79	57	22	2.0	19.0	4	25	9	2	0	11	11-5	
2009	Opponent	P/S	TT	UT	A	S	Yds	I	Yds	PD	FF	FR	SpT	W/L	Score
09/14	Buffalo	S	9	6	3	-	-	-	-	-	-	-	1	W	25-24
09/20	at N.Y. Jets	S	3	1	2	-	-	-	-	-	-	-	-	L	9-16
09/27	Atlanta	S	6	4	2	-	-	-	-	-	-	-	1	W	26-10
10/04	Baltimore	S	9	5	4	-	-	-	-	-	2	-	-	W	27-21
10/11	at Denver	S	12	6	6	-	-	-	-	-	-	-	1	Lot	17-20
10/18	Tennessee	S	4	2	2	-	-	-	-	1	1	-	-	W	59-0
10/25	at Tampa Bay	S	4	2	2	-	-	2	70	2	-	-	-	W	35-7
11/08	Miami	S	2	1	1	-	-	-	-	-	-	-	2	W	27-17
11/15	at Indianapolis	S	1	1	0	-	-	-	-	-	-	-	-	L	34-35
11/22	N.Y. Jets	S	4	2	2	-	-	1	4	1	-	-	-	W	31-14
11/30	at New Orleans	S	8	6	2	-	-	-	-	-	-	-	-	L	17-38
12/06	at Miami	S	1	0	1	-	-	1	19	1	-	-	-	L	21-22
12/13	Carolina	S	4	3	1	-	-	-	-	-	1	-	-	W	20-10
12/20	at Buffalo	S	6	4	2	-	-	-	-	-	-	-	-	W	17-10
12/27	Jacksonville	S	-	-	-	-	-	1	56	1	-	-	-	W	35-7
01/03	at Houston	S	10	8	2	-	-	-	-	-	-	1	-	L	27-34
2009 Totals		16/16	83	51	32	0.0	0.0	5	149	9	2	0	5	10-6	
01/10	Baltimore	S	3	2	1	-	-	-	-	-	-	-	1	L	14-33
2009 Postseason		1/1	3	2	1	0.0	0.0	0	0	0	0	0	0	1	0-1



Eric MOORE

98

HT: 6-4 WT: 268

Born: 2/28/81 Exp. (NFL/Patriots): 5/1

GP/GS (Playoffs): 33/4 (0/0) Acq: FA-10

College: Florida State Hometown: Pahokee, Fla.

★ ★ ★ DEFENSIVE LINE ★ ★ ★

CAREER TRANSACTIONS

Eric Moore was signed by the Patriots as a free agent on December 3, 2010 ... Originally selected by the New York Giants in the sixth round (186th overall) in the 2005 NFL Draft ... Released by the New York Giants (09/02/06) ... Signed by New Orleans to the practice squad (09/04/06) ... Signed by New Orleans from the practice squad (09/28/06) ... Released by New Orleans (11/07/06) ... Signed by St. Louis (11/14/06) ... Released by St. Louis (09/15/07) ... Signed by St. Louis to the practice squad (09/19/07) ... Signed by St. Louis from the practice squad (11/15/07) ... Released by St. Louis (09/09/09) ... Signed by Carolina to the practice squad (11/07/09) ... Released by Carolina (09/04/10).

SEASONAL REVIEWS

2010 (4/3)

★ Finished the season with career-highs of 13 tackles, 2.0 sacks, two forced fumbles and one fumble recovery in just four games.

★ Forced a Ricky Williams fumble in the second quarter which was recovered by Rob Ninkovich at the New England 41-yard line, ultimately leading to a Patriots field goal. Finished with a pass defended and three tackles against the Dolphins (1/2).

★ Recorded his first career fumble recovery on a Ryan Fitzpatrick fumble forced by Devin McCourty at the New England 37-yard line. Added three tackles in a start against the Bills (12/26).

★ Started his first game as a Patriot, sacking Matt Flynn for a 6-yard loss in the first quarter - the key defensive play as the Patriots held the Packers to a field goal on their game-opening drive. Also made three tackles (12/19).

★ Played in his first game as a Patriot, sacking Jay Cutler and forcing a fumble that was recovered by Jerod Mayo at the Chicago seven yard line in the second quarter, leading to a Patriots field goal. Also made four tackles against the Bears (12/12).

★ Was inactive in his first game as a Patriot against the Jets (12/6).

2009 (0/0 - Carolina)

★ Went to training camp with St. Louis but was released prior to the start of the regular-season.

★ He spent the last seven games of the 2009 season on the Carolina practice squad.

2008 (7/0 - St. Louis)

★ Played in seven games and was inactive for nine games with the Rams.

★ Collected five total tackles and one sack.

2007 (7/1 - St. Louis)

★ Played in seven games with one start.

★ Finished with nine total tackles, one sack and one pass defended.

★ Was inactive for the first game of the season before being released and signed to the practice squad.

★ Re-joined the active roster on Nov. 14.

★ Made his first career start vs. Atlanta (12/2).

★ Tallied his first career sack at Cincinnati (12/9).

2006 (7/0 - New Orleans/St. Louis)

★ Went to training camp with the New York Giants but was released on Sept. 2.

★ Was signed to the New Orleans practice squad on Sept. 4 before being signed to the 53-man roster on Sept. 28.

★ Played in four games with the Saints and finished with five total tackles before being released on Nov. 7.

★ Signed as a free agent by the St. Louis Rams on Nov. 14 and played in three games, finishing with one tackle.

2005 (8/0 - New York Giants)

★ Played in the last eight games of the season for the New York Giants after being inactive for the first games.

★ Accounted for seven special teams tackles.

COLLEGE

★ Played in 41 games with 23 starts at Florida State.

★ Totaled 82 tackles, 30.5 tackles for a loss, 14 sacks, four forced fumbles and three fumble recoveries.

★ Was a preseason All-American and All-ACC selection as a senior.

PERSONAL

★ Born Eric Maurice Moore on 2/28/81 in Pahokee, Fla.


★ Led his school to state finals as a junior, making 123 tackles and 10.0 sacks.

★ Majored in studio arts at Florida State.

★ ★ ★ ★ ★ ERIC MOORE ★ ★ ★ ★ ★

Pos: DL		Ht: 6-4	Wt: 268	Year: 5th		Acq: FA-10		College: Florida State				Born: 2/28/81						
REGULAR SEASON		TACKLES						INTERCEPTIONS						MISCELLANEOUS				
Year	Team	G/S	TT	UT	A	S	Yds	No	Yds	Avg	Lg	TD	PD	FF	FR	Yds	TD	SpT
2005	Giants	8/0	0	0	0	0	0	0	0	0.0	0	0	0	0	0	0	0	7
2006	Saints	4/0	5	4	1	0	0	0	0	0.0	0	0	0	0	0	0	0	0
2006	Rams	3/0	1	1	0	0	0	0	0	0.0	0	0	0	0	0	0	0	0
2007	Rams	7/1	9	6	3	1	11	0	0	0.0	0	0	1	0	0	0	0	0
2008	Rams	7/0	5	4	1	1	2	0	0	0.0	0	0	0	0	0	0	0	0
2010	Patriots	4/3	13	10	3	2	16	0	0	0.0	0	0	1	2	1	0	0	0
Totals - 4 Years		33/4	33	25	8	4	29	0	0	0.0	0	0	2	2	1	0	0	7





Sammy MORRIS

34

HT: 6-0 WT: 220

Born: 3/23/77 Exp. (NFL/Patriots): 11/4

GP/GS (Playoffs): 141/37 (1/0) Acq: UFA(MIA)-07

College: Texas Tech Hometown: San Antonio, Texas

★ ★ ★ RUNNING BACK ★ ★ ★

CAREER TRANSACTIONS

Sammy Morris was signed by the Patriots as an unrestricted free agent on March 3, 2007 ... Originally was a fifth-round draft choice (156th overall) by the Buffalo Bills in the 2000 NFL Draft ... Signed by the Miami Dolphins as an unrestricted free agent on (3/12/04) ... Re-signed by the Dolphins (4/3/06) ... Placed on injured reserve with a chest injury (11/2/07).

CAREER HIGHLIGHTS

- ★ Morris entered 2010 with 688 career rushes for 2,899 yards and 26 touchdowns and has also totaled 154 receptions for 1,168 yards and one touchdown.
- ★ Has spent his entire NFL career in the AFC East with Buffalo (2000-03), Miami (2004-06) and New England (2007-present).
- ★ In 2008, Morris averaged 4.66 yards per carry, the second best total for a Patriots leading rusher in the last 20 years and the seventh-best total in team history.
- ★ Morris led the Patriots in 2008 with a career-high 727 rushing yards and a career-high seven rushing touchdowns.
- ★ In 2008, Morris was a part of the best rushing season for the Patriots in more than 20 years in terms of total team rushing yards, rushing touchdowns and average yards per carry.
- ★ Morris had back-to-back 100-yard rushing games in his first season with New England in 2007, tallying 117 yards on Monday Night Football at Cincinnati (10/1) and following that up with a 102-yard performance less than a week later against Cleveland (10/7).
- ★ Morris has 106 career special teams tackles. He led the Buffalo Bills in special teams tackles for two seasons, totaling a career-best 31 in 2002 and finishing the season with 28 while serving as Buffalo's special teams captain in 2001. He also led the Dolphins with 16 special teams stops in 2005.

SEASONAL REVIEWS

2010 (16/0)

- ★ Rushed five times for 18 yards and caught an eight-yard pass against the Dolphins (1/2). Made one special teams tackle.
- ★ Caught one three-yard pass and returned one kickoff for a season-high 23 yards against the Bills (12/26). Added two special teams tackles.
- ★ Made two special teams tackles against the Packers (12/19).
- ★ Had one carry - a two-yard third-and-one conversion in the second quarter against the Bears (12/12). Also returned one kickoff 18 yards and made a special teams tackle.
- ★ Made one four-yard reception against the Jets and had one special teams tackle (12/6).
- ★ Caught one 15-yard pass and recorded one special teams tackle against the Lions (11/25).
- ★ Carried the ball twice against the Colts, both times converting on third-and-one situations. Also saw significant



EXTRA POINTS

- ★ During the week of Super Bowl XLIII in early 2009, Sammy visited troops in Kuwait and Iraq. He chronicled his journey and his interactions with service members stationed in the region with an internet diary posted on NFL.com.
- ★ Sammy was selected by his teammates as the 2008 winner of the Patriots' Ed Block Courage Award after returning from a season-ending injury in 2007 to lead the Patriots in rushing in 2008.
- ★ Sammy's father, Samuel Morris II, was a staff sergeant in the Air Force and his brother, Brien Morris, is a staff sergeant in the Air Force stationed at Langley AFB in Virginia.

time on special teams and returned one kickoff 21 yards (11/21).

- ★ Had a six-yard catch, a two-yard run and two special teams tackles against the Steelers (11/14).
- ★ Played predominately on special teams, recording one special teams tackle, and returned two kickoffs for a total of four yards against the Browns (11/7).
- ★ Played on special teams and made one tackle in addition to seeing time in a reserve role at running back against the Vikings (10/31).
- ★ Saw time at RB against the Chargers (10/24), carrying the ball one time for a gain of two yards and making one special teams tackle.
- ★ Played in a reserve role at RB against the Ravens (10/17).
- ★ Made a key block on Brandon Tate's 103-yard kickoff return for a touchdown against the Dolphins. Also contributed three yards on two carries (10/4).
- ★ Had 19 yards on six carries against Buffalo (9/26).
- ★ Caught one pass for 19 yards against the Jets (9/19).
- ★ Played in a reserve role in the opener against Cincinnati and as a fullback, had a two-yard carry for a third-down conversion in the first quarter (9/12).

2009 (12/5, 1/1)

- ★ Played in 12 games with five starts at running back and finished with 319 yards rushing on 73 attempts with two touchdowns along with 19 receptions for 180 yards.
- ★ Missed four games due to injury.
- ★ Converted three fourth-down runs during the season.
- ★ Made his first start of the season in the Patriots' 26-10 win vs. Atlanta (9/27) when the team opened in a two-back set. Picked up a hard-fought first down with a 2-yard gain on



a fourth-and-one carry from the New England 24-yard line in the third quarter to extend a drive that ended in a field goal.

★ Converted a tough fourth-and-one rushing opportunity for the second straight week vs. Baltimore (10/4), muscling his way for a 2-yard gain in the first quarter to extend a touchdown drive in the Patriots 27-21 victory. Scored his first touchdown of the 2009 season on a 12-yard run in the second quarter.

★ Extended a first quarter touchdown drive at New Orleans (11/30) with a 3-yard run on a fourth-and-one play from the New Orleans' 36-yard line.

★ Led the team in rushing with a season-high of 95 yards on 12 carries in the AFC East-clinching 35-7 victory vs. Jacksonville (12/27). Notched his second touchdown run of the season on a 1-yard run in the second quarter. Tied a career-high with a 55-yard run in the second quarter to help set up a touchdown.

★ Saw action in his first career postseason game vs. Baltimore (1/10) and had one carry for nine yards and three receptions for 15 yards.

2008 (13/7)

★ Led the Patriots with a career-high 727 rushing yards, topping his previous best of 523 yards with Miami in 2004, and also led the team with a career-high seven rushing touchdowns, topping his previous career best of six with Miami in 2004.

★ Was a part of the best team rushing season for the Patriots in more than 20 years, totaling 2,278 rushing yards, 21 rushing touchdowns and an average of 4.4 yards per carry.

★ Averaged 4.66 yards per carry, the second best total for a Patriots leading rusher in the last 20 years and the seventh-best such total in team history.

★ Selected as the Patriots' winner of the Ed Block Courage Award.

★ Set a single-game career high with 49 receiving yards out of the backfield with four catches at San Diego (10/12) and tallied his third rushing touchdown of the season on a 1-yard score.

★ Tallied single-game career highs in rushing yards (138) and rushing yards per carry average (8.6) against Denver (10/20) and needed just nine carries to eclipse the 100-yard mark.

★ Scored his fifth rushing touchdown of the season vs. the Pittsburgh Steelers (11/30).

★ Punched in what would prove to be the game-winning touchdown on a 2-yard run for his sixth rushing touchdown of the season at Seattle (12/7).

★ Started at running back and recorded his second 100-yard rushing game of the season at Oakland (12/14), registering 117 yards rushing on 14 carries and one touchdown and was part of a Patriots rushing attack that gained 277 total yards, the team's highest single-game output since 1985.

2007 (6/2, 0/0)

★ Played in six games, making two starts at running back before being placed on injured reserve (11/2) with a chest injury.

★ Helped to ice the victory with his first touchdown in a Patriots' uniform with a 3-yard touchdown run vs. the San Diego Chargers (9/16).

★ Took in his second rushing touchdown in as many games on a 4-yard run in a win over Buffalo (9/23).

★ Compiled the second 100-yard rushing game of his career, going for 117 yards on 21 carries and one touchdown at the Cincinnati Bengals (10/1).

★ Made his first start in a Patriots uniform and earned his second straight 100-yard rushing performance, biting off 102 yards on 21 carries versus Cleveland (10/7).

★ Started at running back and registered 10 carries for 14 yards before being injured at Dallas (10/14).

2006 (12/4 – Miami)

★ Finished second on the Dolphins in rushing with 92 rushes for 400 yards and one touchdown and added 21 catches for 162 yards.

★ Started at running back four times, including three games in place of the injured Ronnie Brown and rushed for 241 yards on 57 carries in those games.

★ Played extensively following a hand injury to Ronnie Brown against Detroit (11/23) and responded by leading the Dolphins in rushing with 12 carries for 91 yards, including a career-long 55-yard run.

★ Led the Dolphins in rushing with 25 carries for 123 yards and one touchdown against New England (12/10), registering his first career 100-yard game.

2005 (16/2 – Miami)

★ Played in all 16 games, including two starts, and rushed for 58 yards and a touchdown on 16 attempts while catching eight passes for 54 yards.

★ Led team with 16 special teams tackles and also forced a fumble.

★ Registered a nine-yard touchdown run in the season opener against the Denver Broncos (9/11).

★ Posted four special teams tackles and a forced fumble in the 23-21 win over San Diego (12/11), stripping the ball from Darren Sproles on a kickoff return in the third quarter, leading to a Dolphins touchdown.



2004 (13/8 – Miami)

- ★ Started eight of the 13 games in which he played, serving primarily as a running back, backup fullback and special teamer.
- ★ Injuries thrust him into the starting lineup at running back for much of the year and led the team with 523 yards rushing and six touchdowns on 132 attempts.
- ★ Added 22 receptions for 124 yards and one kickoff return for 27 yards.
- ★ Moved into starting spot at halfback against Buffalo (10/17) and responded with a then career-high 91 yards rushing on 18 attempts, while also catching two passes for 28 yards.
- ★ Scored from two yards and one yard against New England (12/20), marking the first time in his career he recorded two rushing touchdowns in a game.
- ★ Concluded the season with 89 rushing yards and a touchdown on 12 carries for a season-best 7.4-yard average per rush attempt against Baltimore (1/2).

2003 (9/0 – Buffalo)

- ★ Played in nine games, all in a reserve role, and was inactive for seven contests, while rushing for 70 yards and a touchdown on 19 carries and caught 14 passes for 100 yards.
- ★ Added six kickoff returns for a 24.3-yard average with a long of 52 and nine tackles on special teams.
- ★ Scored his lone touchdown of the year on a seven-yard run against Indianapolis (11/23).

2002 (16/0 – Buffalo)

- ★ Played in all 16 games in a reserve role and served as Buffalo's special teams captain for the second consecutive year.
- ★ Rushed for five yards on two attempts and registered three receptions for 48 yards.
- ★ Led the Bills' special teams with 31 tackles and collected a season-high five special teams tackles against Denver (9/22).

2001 (16/1 – Buffalo)

- ★ Played in all 16 games, including one start, while rushing for 72 yards on 20 carries and had seven receptions for 36 yards.
- ★ Served as a captain on special teams and led that unit with 28 tackles.
- ★ Rushed for a season-high 28 yards on five carries against the N.Y. Jets (12/30).

2000 (12/8 – Buffalo)

- ★ Played in 12 games, including eight starts in his rookie season, while rushing for 341 yards and five touchdowns on 93 attempts and caught 37 passes for 268 yards and a score.
- ★ Contributed 11 tackles on special teams.
- ★ Collected his first NFL start and rushed for nine yards on three carries and caught three passes for 11 yards against the N.Y. Jets (9/17).
- ★ Scored his first career NFL touchdown on a three-yard run against Miami (10/8), beginning a stretch of four straight games in which he had a touchdown run, the second-longest such streak by a rookie in Bills history, trailing only the five-game streak by Joe Cribbs in 1980.
- ★ Amassed a season-high 60 rushing yards on eight attempts, including a 32-yard scoring run against San Diego (10/15).

★ ★ MORRIS' SINGLE GAME CAREER HIGHS ★ ★

Regular Season

Rushing

Attempts:	25	vs. New England (12/10/06)
Yards:	138	vs. Denver (10/20/08)
Avg. (min. 10 att.):	8.6	vs. Denver (10/20/08)
Long:	55	Twice. Most recently v. Jacksonville (12/27/09)
Touchdowns:	2	vs. New England (12/20/04)

Receiving

Receptions:	6	vs. New England (12/20/04)
Yards:	49	at San Diego (10/12/08)
Long:	44	vs. Green Bay (10/22/06)
Touchdowns:	1	at Minnesota (10/22/00)

★ ★ ★ HONORS & AWARDS ★ ★ ★

2008

Ed Block Courage Award
USA Today's All-Joe Team

COLLEGE

- ★ Played in nine games as a senior, serving as team captain and was second on the team that year with 562 yards rushing and three touchdowns on 140 carries.
- ★ Appeared in the first eight games of his redshirt freshman season of 1996 and rushed for 226 yards and four touchdowns on 29 attempts.

PERSONAL

- ★ Samuel Morris III was born March 23, 1977 in San Antonio, Texas.
- ★ Attended John Jay High School in San Antonio, where he was named the San Antonio Offensive Player of the Year by the *San Antonio Express-News* and the District 28-5A MVP as a senior and played both quarterback and running back during his prep career.
- ★ Was very active in the community during his tenure in Buffalo and all four seasons, served as a spokesperson for "Hit the Books" summer reading program in which he visited libraries throughout western New York in July to help promote literacy.
- ★ Also was active with "Athletes in Action" and many holiday functions sponsored by the Bills.
- ★ Sammy's father, Samuel Morris II, was a staff sergeant in the Air Force and his brother, Brien Morris, is a staff sergeant in the Air Force stationed at Langley AFB in Virginia.
- ★ Supporter of the Tufts Floating Hospital for Children in Boston.
- ★ In November 2008, helped pass out Thanksgiving food baskets at Morgan Memorial Goodwill Industries in Boston.
- ★ Majored in communications.
- ★ Sammy and his wife, Leslie, have two daughters, Kiera and Jadyan, and a son, Sammy IV.

3/23/77


Players

2001 (28): 2000 (12)

Players

Players





Marques MURRELL

53

HT: 6-2 WT: 250

Born: 3/20/85 Exp. (NFL/Patriots): 4/1

GP/GS (Playoffs): 27/0 (1/0) Acq: FA-10

College: Appalachian State Hometown: Fayetteville, N.C.

★ ★ ★ LINEBACKER ★ ★ ★

CAREER TRANSACTIONS

Marques Murrell was signed by the Patriots as a free agent on January 5, 2011 ... Originally signed by the Philadelphia Eagles as an undrafted free agent (5/14/07) ... Waived by Philadelphia (9/1/07) ... Signed by Philadelphia to the practice squad (9/3/07) ... Signed by the New York Jets to the 53-man roster from the Philadelphia practice squad (11/2/07) ... Signed by the Patriots as a free agent on (3/2/10).

SEASONAL REVIEWS

2010 (1/0)

★ Played his first game in a Patriots uniform against the Bengals (9/12).

2009 (10/0, 1/0 – N.Y. Jets)

- ★ Played in 10 games and was inactive for six games.
- ★ Finished the season with 12 defensive tackles and 13 special teams tackles.
- ★ Played in the AFC Championship game against Indianapolis and recorded two special teams tackles.

2008 (12/0 – N.Y. Jets)

- ★ Played in 12 games and was inactive for four games.
- ★ Finished with nine defensive tackles, 10 special teams tackles and a forced fumble on special teams.
- ★ Named Jets Special Teams Player of the game for his performance in a win at previously unbeaten Tennessee (11/23).

2007 (4/0 – N.Y. Jets)

- ★ Went to training camp with Philadelphia after joining the Eagles as an undrafted free agent.
- ★ Began his rookie season on the Philadelphia practice squad before being signed to the N.Y. Jets 53-man roster on Nov. 7.



EXTRA POINTS

★ In the 2005 Division 1-AA national title game, Marques forced a key fumble that was returned for the winning TD in a 21-16 triumph over Northern Iowa.

- ★ Played in four games for the Jets, finishing with four special teams tackles.
- ★ Made his NFL debut at Miami (12/3) and recorded two special teams tackles.

COLLEGE

- ★ Was a two-time first team All-American at Appalachian State, where he recorded 36 sacks and set a school record with 18 forced fumbles.
- ★ Led school to two consecutive Division 1-AA (Now FCS) national championships (2005 and 2006).
- ★ Recorded 13 sacks in both his junior and senior seasons.

PERSONAL

- ★ Attended Jack Britt High School, in Fayetteville, North Carolina, where he tallied 21 sacks over his final two seasons to earn All-Region honors.
- ★ Younger brother of former New York Jets running back Adrian Murrell, who rushed for 3,447 yards and 15 touchdowns in five seasons with the Jets (1993-97).
- ★ Majored in finance and banking at Appalachian State.

★ ★ ★ ★ ★ MARQUES MURRELL ★ ★ ★ ★ ★

Pos: LB Ht: 6-2 Wt: 250 Year: 4th Acq: FA-10 College: Appalachian State Born: 3/20/85

REGULAR SEASON			TACKLES					INTERCEPTIONS					MISCELLANEOUS					
Year	Team	G/S	TT	UT	A	S	Yds	No	Yds	Avg	Lg	TD	PD	FF	FR	Yds	TD	SpT
2007	Jets	4/0	0	0	0	0.0	0.0	0	0	0.0	0	0	0	0	0	0	0	4
2008	Jets	12/0	9	6	3	0.0	0.0	0	0	0.0	0	0	0	0	0	0	0	10
2009	Jets	10/0	12	8	4	0.0	0.0	0	0	0.0	0	0	0	0	0	0	0	13
Totals-3 Years		26/0	21	14	7	0.0	0.0	0	0	0.0	0	0	0	0	0	0	0	27
Additional Statistics: 1 special teams forced fumble (2008)																		
POSTSEASON			TACKLES					INTERCEPTIONS					MISCELLANEOUS					
Year	Team	G/S	TT	UT	A	S	Yds	No	Yds	Avg	Lg	TD	PD	FF	FR	Yds	TD	SpT
2009	Jets	1/0	0	0	0	0.0	0.0	0	0	0.0	0	0	0	0	0	0	0	2
Totals-1 Years		1/0	0	0	0	0.0	0.0	0	0	0.0	0	0	0	0	0	0	0	2





Stephen NEAL

61

HT: 6-4 WT: 305

Born: 10/9/76 Exp. (NFL/Patriots): 9/9

GP/GS (Playoffs): 85/80 (12/12) Acq: FA-01

College: Cal State Bakersfield Hometown: San Diego, Calif.

SUPER BOWLS

★ ★ ★ GUARD ★ ★ ★

01 03 04

CAREER TRANSACTIONS

Stephen Neal was originally signed by the Patriots as an undrafted free agent (7/23/01) ... Waived by the Patriots (8/26/01) ... Signed to the Philadelphia Eagles practice squad (9/4/01) ... Signed by the Patriots (12/12/01) from the Eagles practice squad ... Placed on injured reserve (10/23/02) ... Placed on reserve/physically unable to perform list (8/26/03) ... Placed on injured reserve (11/10/03) ... Re-signed by the Patriots (3/24/06) ... Placed on reserve/physically unable to perform list with a shoulder injury (8/26/08) ... Activated from reserve/physically unable to perform list (10/20/08) ... Placed on injured reserve with a shoulder injury (12/2/10).

CAREER HIGHLIGHTS

- ★ Since entering the starting lineup at right guard in 2004, Stephen Neal has been part of an offensive line that has helped the Patriots' offense finish in the top ten in total offense five times: 2004 (7), 2005 (7), 2007 (1), 2008 (5), 2009 (3), and 2010 (8).
- ★ Neal started the final nine games of the 2008 season at right guard as part of an offensive line that was a part of the best rushing season for the Patriots in more than 20 years in terms of rushing yards, rushing touchdowns and average yards per carry.
- ★ Neal contributed to a Patriots offense that set all-time NFL records with 589 points and 75 touchdowns in 2007.
- ★ In 2004, Neal became a regular starter on an offensive line that paved the way for Corey Dillon to set the Patriots' single-season rushing record with 1,635 yards.
- ★ In 2009, Neal was part of an offensive line that allowed just 18 sacks, the fewest by a Patriots squad since the NFL moved to a 16-game schedule in 1978.

SEASONAL REVIEWS

2010 (8/8)

- ★ Was placed on injured reserve with a shoulder injury on Dec. 2, 2010.
- ★ Was inactive due to injury against the Steelers (11/14), Colts (11/21) and Lions (11/25).
- ★ Started at right guard in the first eight games of the season.
- ★ Was part of an offensive line that helped BenJarvus Green-Ellis to a career-high 112 rushing yards and two touchdowns against the Vikings (10/31).
- ★ Played on an offensive line that helped the rushing attack gain 200 yards (9/26).

2009 (12/12, 1/1)

- ★ Made 12 starts at right guard and helped the Patriots finish third in total offense with an average of 397.3 yards per game, the second highest total in team history to the 411.4 yards of total offense per game in 2007.



EXTRA POINTS

- ★ Stephen was a championship wrestler at Cal State-Bakersfield and did not play football in college. He compiled a 151-10 record during his wrestling career at CSUB, including two NCAA Division I titles.
- ★ Stephen won the Dan Hodge Award, known as the Heisman Trophy of wrestling in 1999.
- ★ With budget cuts threatening the Cal State Bakersfield Athletic department this past spring, Neal took an increased role in fundraising efforts, collecting autograph memorabilia from his friends in football and the wrestling world to auction, among other things.
- ★ Stephen joined fellow linemen Sebastian Vollmer and Damione Lewis at the Ahearn Middle School in Foxborough to kick off "Read Between the Lines," a summer reading initiative to inspire kids to read over the summer.
- ★ Wrestled against and defeated former WWE Champion Brock Lesnar while at Cal State-Bakersfield.

- ★ Missed four games due to injury.
- ★ Missed the game vs. the N.Y. Jets (11/22) due to injury before returning to the starting lineup at New Orleans (11/3). Missed the next three games due to injury before returning vs. Jacksonville (12/27) to help the team clinch the AFC East with a 35-7 victory.
- ★ Started in the postseason game vs. Baltimore (1/10).

2008 (11/9)

- ★ Started the final nine games of the season at right guard as part of an offensive line that led the Patriots to 356 first downs in 2008, the second highest total in franchise history.
- ★ Activated from the reserve/PUP list on Oct. 20 and played in the final 11 games of the season.
- ★ Was a part of the best rushing season for the Patriots in more than 20 years, totaling 2,278 rushing yards (sixth in team history and the most since 1985), 21 rushing touchdowns (tied for fourth in team history and the most since 1981) and an average of 4.4 yards per carry (fifth in team history and the best since 1983).



- ★ Helped the Patriots rank fifth in the NFL in total offense, averaging 365.4 yards per game – the third-best yards per game average in franchise history.
- ★ Helped the Patriots record a franchise-best three games with 500 or more total net yards, with the team's 530 total net yards at Miami (11/23) standing as the second highest for any game in franchise history.
- ★ Saw his first action of the season, playing in reserve at right guard against Denver (10/20).
- ★ Part of an offensive line that helped the Patriots to 511 total net yards, the team's highest output since 1979, against the N.Y. Jets (11/13).
- ★ Started at right guard and was part of an offensive line that helped Matt Cassel to his second straight 400-yard game at Miami (11/23).
- ★ Part of an offensive line that helped Matt Cassel to a career high four touchdown passes and led Patriots rushers to 277 yards on the ground, the team's highest single-game rushing total since 1985, at Oakland (12/14).
- ★ Started at right guard as the Patriots posted their fourth game of the season with 40-plus points, tying a franchise record set in 2007, and posted 514 net yards despite wintry conditions against Arizona (12/21).

2007 (8/8, 3/3)

- ★ Started at right guard in each of his eight games played in 2007, seeing action in the Patriots first game of the season, games five through nine and games 11 and 12.
- ★ Returned to start each of the Patriots' three playoff games.
- ★ Was part of a Patriots offensive line that allowed just 21 sacks, the fewest for the franchise in 30 years and the then fewest in team history for a 16-game season.
- ★ Helped the Patriots set all-time records for points scored (589) as Tom Brady set an NFL record with 50 touchdown passes.
- ★ Started at right guard on an offensive line that did not allow a sack in 28 pass attempts in the Patriots' victory over the N.Y. Jets (9/9).
- ★ Returned to action and started at right guard against Cleveland (10/7) and helped to create holes for Sammy Morris' second straight 100-yard rushing game.
- ★ Contributed to an offensive line that created the protection for Tom Brady to throw for a franchise-record six touchdown passes at Miami (10/21).
- ★ Part of an offensive line that led the offense to 34 first downs, a franchise record in the Patriots' win over Washington (10/28).
- ★ Returned to action vs. Jacksonville (1/12) in the AFC Divisional playoffs and contributed to an offensive line that helped Laurence Maroney to his first 100-yard rushing playoff game.
- ★ Part of an offensive line that led Laurence Maroney to his second straight 100-yard rushing game in the Patriots' win over San Diego in the AFC Championship Game (1/20).

2006 (13/13, 3/3)

- ★ Started at right guard in all 13 games in which he played, missing three contests due to injury.
- ★ Helped pave the way for the Patriots to record 1,969 rushing yards, the team's second highest total in the last 18 years.

- ★ Member of an offensive line that opened holes for Patriots' rushers to gain 183 rushing yards on 41 carries (4.5 yard avg.) against Buffalo (9/10).
- ★ Part of an offensive line that allowed Patriots' rushers to gain 147 yards against the N.Y. Jets (9/17).
- ★ Started at right guard and was a member of an offensive line that did not allow a sack despite 55 pass attempts against Denver (9/24).
- ★ Member of an offensive front that opened holes for Patriots' ball carriers to gain 238 rushing yards on 41 carries at Cincinnati (10/1), marking New England's highest team rushing total in 13 seasons.
- ★ Part of an offensive line that did not allow a sack on 33 pass attempts against Chicago (11/26).
- ★ Member of an offensive front that allowed Patriots' ball carriers to gain 171 rushing yards on just 31 carries (5.5 avg.) at Tennessee (12/31).
- ★ Member of an offensive front that allowed Patriots' rushers to gain 158 rushing yards on 38 carries (4.2 avg.) in a Wild Card playoff victory over the Jets (1/7).
- ★ Part of an offensive line that allowed just two sacks despite 51 pass attempts at San Diego (1/14).

2005 (16/16, 2/2)

- ★ Started all 16 regular-season games and both playoff games at right guard and was one of just two Patriots offensive linemen to start every game.
- ★ Was part of an offensive line that allowed just 28 sacks.
- ★ Was a member of an offensive line that did not allow a sack on 38 pass attempts against Oakland (9/8).
- ★ Member of an offensive front that opened holes for Corey Dillon to rush for 106 yards on 23 carries and provided enough pocket time for Tom Brady to throw for 350 yards and three touchdowns against Atlanta (10/9).

2004 (16/14, 3/3)

- ★ Played in all 16 games and started the final 14 contests at right guard.
- ★ Member of an offensive line that allowed Patriots' rushers to gain more than 200 rushing yards twice with 225 rushing yards against Cleveland (12/5) and 208 rushing yards against Buffalo (11/14).
- ★ Helped block for Corey Dillon to set the franchise record for single-season rushing yardage.
- ★ Played at both guard spots and was a part of an offensive line that opened holes for Corey Dillon to rush for 158 yards on 32 carries (4.9-yard avg.) against Arizona (9/19).
- ★ Got his first start of the season at right guard and was a member of an offensive line that did not allow a sack on 30 pass attempts against Buffalo (10/3).
- ★ Part of an offensive line that allowed Patriots' ball carriers to amass 225 rushing yards against Cleveland (12/5), the most by New England in 11 years, since piling up 257 yards against Indianapolis on Dec. 26, 1993.
- ★ Member of an offensive line that opened holes for Patriots' rushers to gain 210 yards on the ground on just 39 carries (5.4 avg.) against Indianapolis (1/16), the second best rushing performance in team playoff history.
- ★ Member of an offensive line that opened holes for Patriots' rushers to gain 112 yards on 28 carries in New England's 24-21 victory over the Eagles in Super Bowl XXXIX.

2003 (0/0)

★ Was placed on the physically unable to perform list during training camp (8/26) and was subsequently moved to injured reserve (11/10).

2002 (2/1)

- ★ Made his NFL debut against Miami (10/6).
- ★ Started in his first NFL game a week later against Green Bay (10/13) but left the game due to injury.
- ★ Placed on injured reserve (10/23).

2001 (0/0, 0/0 – New England; 0/0 – Philadelphia)

- ★ Signed by the Patriots as a rookie free agent (7/23) but was later waived (8/26).
- ★ Signed to the Eagles practice squad (9/4).
- ★ Signed to the Patriots active roster (12/12).
- ★ Listed among the Patriots day of game inactives for the final three games of the regular season and all three postseason games, including Super Bowl XXXVI.

COLLEGE

- ★ Neal was a championship wrestler at Cal State-Bakersfield and did not play football in college.
- ★ Completed his CSUB wrestling career in style, winning his second NCAA Division I title and winning the Dan Hodge Award, known as the Heisman Trophy of wrestling.
- ★ Also won the U.S. Freestyle Championship, the Pan-American Games title and the World Championships.
- ★ Was 44-0 for CSUB in 1999 and broke CSUB's school record for pins in a season (31) and in a career (71).
- ★ He also finished as the school record holder for career wins at CSUB with 156, including an 88-match win streak to finish his career, with 49 pins in that stretch.
- ★ Under his leadership, the team won its second Pac-10 title in 1999, and placed eighth at the NCAA Division I Championships, the team's third top eight finish in four years.
- ★ Went into the Pac-10 record books in 1999, becoming the conference's first four-time champion in the same weight class and just the second four-time champion ever.
- ★ He completed his career undefeated in Pac-10 competition with a record of 34-0, also best in conference history.
- ★ His career dual-meet record was 61-3, and 37-0 over his last two seasons (1998-99).
- ★ Found success for the third consecutive year at the prestigious National Wrestling Coaches Association All-Star Classic, pinning Oklahoma's John Henry Ward in just 25 seconds.

★ He also won his third-straight Midlands Championships title, picking up the Dan Gable Outstanding Wrestler Award and the Gorriannan Award for the most falls in the least amount of time.

★ In 1998, he became just the third Roadrunner wrestler to complete an undefeated and untied season along with Olympians Joe Gonzalez and John Azevedo.

★ Compiled a 151-10 record in four seasons at CSUB while earning All-America honors all four years ... Placed second at nationals as a sophomore and fourth as a freshman.

★ His academics earned accolades as well, as he was a four-time Academic All-American and a four-time Pac-10 Academic All-Conference first team.

PERSONAL

- ★ Stephen Matthew Neal was born the son of Jack and Illys Neal on Oct. 9, 1976 in San Diego, Calif.
- ★ A five-sport athlete at San Diego High School, he competed in wrestling, football, swimming, tennis and track and field.
- ★ Finished fourth in the state his senior year with a 45-2 record at 189 pounds.
- ★ Wrestled against 1998 Heisman Trophy winner Ricky Williams while wrestling at San Diego High.
- ★ Wrestled against and defeated former WWE Champion Brock Lesnar while at Cal State-Bakersfield.
- ★ Would like to become a college wrestling coach following his pro football career.
- ★ Majored in physical education at CSUB.
- ★ In 2008, spoke to over 500 Medford, Mass. Elementary school students on the importance of reading and staying in school.
- ★ Served as an honorary coach in the 2008 BELL Bowl, a fundraiser at Gillette Stadium to benefit the BELL Foundation.
- ★ Steve and his wife, Jodee, were married in 2002 and have two daughters, Colby and Jillian, and a son, Gunnar.



Rob NINKOVICH

50

HT: 6-2 WT: 255

Born: 2/1/84 Exp. (NFL/Patriots): 5/2

GP/GS (Playoffs): 39/10 (1/0) Acq: FA-09

College: Purdue Hometown: Blue Island, Ill.

★ ★ ★ LINEBACKER ★ ★ ★

CAREER TRANSACTIONS

Rob Ninkovich was signed by the Patriots as a free agent on August 2, 2009 ... Originally drafted by the New Orleans Saints in the fifth round (135th overall) of the 2006 draft ... Waived by New Orleans (9/6/07) ... Claimed off waivers by Miami on (9/7/07) ... Waived by Miami on (9/31/08) ... Signed to the Miami practice squad on (9/3/08) ... signed by Miami to the 53-man roster from the practice squad (11/15/08) ... Waived by Miami on (11/21/08) ... Signed to the Miami practice squad on (11/22/08) ... Signed by New Orleans from the Miami practice squad (12/3/08) ... Waived by New Orleans (7/30/09).

CAREER HIGHLIGHTS

- ★ Recorded the franchise's second-longest fumble return when he returned a Chargers fumble 63 yards to the San Diego 8-yard line (10/24).
- ★ Converted from defensive line to linebacker when he entered the NFL as a fifth-round pick of the Saints in 2006.

SEASONAL REVIEWS

2010 (16/10)

- ★ Finished the season with career-bests of 58 total tackles on defense, 4.0 sacks, two interceptions, three passes defended, three fumble recoveries and 11 special teams tackles. His three fumble recoveries tied for first in the AFC and third in the NFL.
- ★ Recorded the first two-sack game of his career, dropping Tyler Thigpen for a three-yard loss in the second quarter and an eight-yard loss in the fourth quarter. Also recovered a Chad Henne fumble at the New England 41-yard line that was forced by Eric Moore, ultimately leading to a Patriots field goal. Made five tackles and one special teams tackle against the Dolphins (1/2).
- ★ Made three tackles and one special teams tackle in a reserve role against the Bills (12/26).
- ★ Sacked Matt Flynn for a seven-yard loss on first down in the second quarter, starting off a three-and-out for the Patriots defense. Added six tackles and one special teams tackle in a reserve role against the Packers (12/19).
- ★ Tallied two tackles, a pass defended and three special teams tackles, one of which was a touchdown-saving tackle of Devin Hester on a kickoff return in a start against the Chicago Bears (12/12).
- ★ Made two tackles and one special teams tackle in a reserve role against the Jets (12/6).
- ★ Contributed two tackles in a reserve role against the Lions (11/25).
- ★ Made two tackles in a reserve role against the Colts (11/21).
- ★ Credited with three tackles against Pittsburgh (11/14).
- ★ Started at outside linebacker against the Browns and recorded four tackles (11/7).



EXTRA POINTS

- ★ During the summer prior to his sophomore year at junior college, Ninkovich worked with his father, an ironworker, hanging beams on a Chicago construction site 19 stories high. According to his father, the purpose was to give Rob extra incentive to complete his college education.
- ★ Joined the Patriots' "Kick Cancer" initiative by filming a PSA about lung cancer awareness that aired during the Minnesota Vikings game (10/31).

- ★ Made three tackles and one special teams tackle against the Vikings, including a stop of Visanthe Shiancoe on third-and-three, forcing a Vikings punt in the third quarter (10/31).
- ★ Returned a Chargers fumble 63 yards to the San Diego 8-yard line, setting up a field goal by Stephen Gostkowski (10/24). The return was the second longest fumble return in Patriots history, second only to Richard Seymour's 68-yard touchdown return (10/3/04). Registered one tackle.
- ★ Registered a career-high nine tackles in his fourth start of the season against Baltimore (10/17).
- ★ Recorded his first two NFL interceptions against Miami (10/4), picking off a QB Chad Henne in the first quarter and again in the second quarter, marking the first two-interception game for a Patriot since Leigh Bodden had three vs. NY. Jets on Nov. 22, 2009. Ninkovich also added his second career sack in the fourth quarter, five tackles and one special teams tackle. Charles Woodson was the only NFL player that had two interceptions and a sack in the same game last season.
- ★ Started his second straight game, recording two tackles against Buffalo (9/26).
- ★ Made his first career start against the Jets, registering five tackles and one special teams tackle (9/19).
- ★ Was credited with his first career fumble recovery when James Sanders stripped RB Cedric Benson in the first quarter of the season opener against the Bengals to give the Patriots a first down on the Bengals 28-yard line (9/12).

2009 (15/0, 1/0)

- ★ Waived by New Orleans late in July and was signed by New England on Aug. 2, 2009.
- ★ Played in a career-high 15 games, while also setting personal bests in tackles (10), passes defended (2) and special teams tackles (11).
- ★ Was inactive vs. the N.Y. Jets (11/22).

- ★ Saw significant action at outside linebacker at Denver (10/11) and registered his first NFL sack hauling down former Purdue teammate Kyle Orton for a 3-yard loss in the second quarter.
- ★ Tallied a career-high four tackles on defense in the Patriots 59-0 victory vs. Tennessee (10/18).
- ★ Played on special teams in the postseason game vs. Baltimore (1/10).

2008 (1/0 – Miami/New Orleans)

- ★ Began the season on the Miami practice squad.
- ★ Was signed from the practice squad to the 53-man roster on Nov. 15 and saw action in a reserve role vs. Oakland (11/16).
- ★ Was waived by Miami on Nov. 20 and re-signed to the Miami practice squad.
- ★ Signed by New Orleans off the Miami practice squad on Dec. 3 and was inactive for the final four games of the season.

2007 (4/0 – Miami)

- ★ Played in four games for Miami in a reserve role.
- ★ Was inactive for 12 contests.
- ★ Finished the year with two special teams tackles.

2006 (3/0 – New Orleans)

- ★ As a rookie with the Saints, played in three games as a reserve and posted two tackles and a pass defended on defense and two special teams tackles.
- ★ Sustained a knee injury in a week three game vs. Atlanta (9/25) and was placed on injured reserve.

COLLEGE

- ★ Was a two-year letterman at Purdue (2004-05) during which time he played in 23 games with five starts.
- ★ Amassed 71 tackles, 16 sacks, two interceptions, two forced fumbles and a fumble recovery during that time.
- ★ As a senior, was a second-team All-Big Ten selection when he registered 48 tackles, eight sacks, two interceptions, two forced fumbles and a fumble recovery.
- ★ Also caught a 1-yard touchdown pass from Curtis Painter in a 37-3 win over Illinois.
- ★ Matched his single-game career high total for sacks with four against Indiana for the second year in a row.
- ★ Tallied eight sacks as a junior, including two in a 41-16 victory over Notre Dame when he hauled in a 2-yard touchdown pass from Kyle Orton.
- ★ Transferred to Purdue following a two-year stint at Joliet (Ill.) Junior College (2002-03).
- ★ While there, set the school single-season record for sacks with 16 in 2003.
- ★ Helped Joliet Junior College to the NJCAA National Championship as a freshman in 2002.
- ★ Majored in organizational leadership and supervision.

PERSONAL

- ★ Robert Michael Ninkovich was born on Feb. 1, 1984, in Blue Island, Ill.
- ★ Attended Lincoln-Way Central High School in New Lenox, Ill., where he played defensive end and tight end.
- ★ Also lettered in baseball.

★ ★ ★ ★ ★ ROB NINKOVICH ★ ★ ★ ★ ★

Pos: LB Ht: 6-2 Wt: 255 Year: 5th Acq: FA-09 College: Purdue Born: 2/1/84

REGULAR SEASON			TACKLES					INTERCEPTIONS					MISCELLANEOUS					
Year	Team	G/S	TT	UT	A	S	Yds	No	Yds	Avg	Lg	TD	PD	FF	FR	Yds	TD	SpT
2006	Saints	3/0	2	1	1	0.0	0	0	0	0.0	0	0	1	0	0	0	0	2
2007	Dolphins	4/0	0	0	0	0.0	0	0	0	0.0	0	0	0	0	0	0	0	2
2008	Miami/NO	1/0	0	0	0	0.0	0	0	0	0.0	0	0	0	0	0	0	0	0
2009	Patriots	15/0	10	5	5	1.0	3	0	0	0.0	0	0	2	0	0	0	0	11
2010	Patriots	16/10	58	35	23	4.0	25	2	1	0.5	1	0	3	0	3	63	0	11
Totals - 5 Years		39/10	70	41	29	5.0	28	2	1	0.5	1	0	6	0 3 63 0 26				
POSTSEASON			TACKLES					INTERCEPTIONS					MISCELLANEOUS					
Year	Team	G/S	TT	UT	A	S	Yds	No	Yds	Avg	Lg	TD	PD	FF	FR	Yds	TD	SpT
2009	Patriots	1/0	0	0	0	0.0	0	0	0	0.0	0	0	1	0	0	0	0	0
Totals - 1 Year		1/0	0	0	0	0	0	0	0	0.0	0	0	1	0 0 0 0 0				



Rich OHRNBERGER 60

HT: 6-2 WT: 300
 Born: 2/14/86 Exp. (NFL/Patriots): 2/2
 GP/GS (Playoffs): 5/0 (0/0) Acq: D4-09 (123rd)
 College: Penn. State Hometown: East Meadow, NY

★ ★ ★ OFFENSIVE LINE ★ ★ ★

CAREER TRANSACTIONS

Rich Ohrnberger was drafted by the New England Patriots in the fourth round (123rd overall) of the 2009 NFL Draft ... Signed by the Patriots (6/16/09) ... Released by the Patriots (9/4/10) ... Signed to the Patriots practice squad (9/6/10) ... Signed to the Patriots 53-man roster (9/29/10).

SEASONAL REVIEWS

2010 (2/0)

- ★ Saw significant playing time on the offensive line in the regular-season finale against the Dolphins (1/2).
- ★ Played in his first game of the season, seeing time on special teams against Buffalo (12/26).
- ★ Was inactive against the Dolphins (10/4), Ravens (10/17), Chargers (10/24), Vikings (10/31), Browns (11/7), Steelers (11/14), Colts (11/21), Lions (11/25), Jets (12/6), Bears (12/12) and Packers (12/19).

2009 (3/0, 0/0)

- ★ Played in three games and was inactive for 13 games and the postseason game vs. Baltimore (1/10).
- ★ Played in his first NFL game in the Patriots' 31-14 win over the New York Jets (11/22) as a reserve at right guard and on special teams protection units.
- ★ Also played in a reserve role at Miami (12/6) and at Buffalo (12/20).

COLLEGE

- ★ Started 35 games on the Penn State offensive line.
- ★ Gained third-team AP All-American honors and a first-team All-Big Ten selection in his senior season.
- ★ In his second season as a starter in 2007, Ohrnberger began turning his hard work, experience and natural physical gifts into becoming one of the top offensive linemen in the Big Ten, gaining second-team All-Big Ten honors.




EXTRA POINTS

- ★ Ohrnberger earned a reputation as a class clown and prankster while at Penn State. Perhaps his most infamous prank involved impersonating teammate A.Q. Shipley during an October 2008 conference call with reporters. In addition, he performed stand-up comedy at the Hollywood Improv during team activities prior to the 2009 Rose Bowl.

PERSONAL

- ★ Richard Paul Ohrnberger was born Feb. 14, 1986 to Patricia and Richard Ohrnberger.
- ★ Lettered in both football and lacrosse at East Meadow (N.Y.) High School.
- ★ He was a three-year letterman and two-year captain in football.
- ★ Was named the 2003 New York AA Player-of-the-Year and was a two-time all-conference, two-time all-county, all-metro and All-Long Island pick.
- ★ Recipient of the Thorp Award as the Most Outstanding Player in Nassau County and did not allow any sacks his senior season.
- ★ Also averaged 38.0 yards per punt.
- ★ Considered to be the funniest player in the locker room by his Penn State teammates.
- ★ Studied human development and family studies at Penn State.



Quinn

OJINNAKA

69

HT: 6-5 WT: 295

Born: 4/23/84 Exp. (NFL/Patriots): 5/1

GP/GS (Playoffs): 47/12 (0/0) Acq: TR-10

College: Syracuse Hometown: Seabrook, Md.

★ ★ ★ OFFENSIVE LINE ★ ★ ★

PRONOUNCED o-ja-NAH-ka**CAREER TRANSACTIONS**

Quinn Ojinnaka was acquired by the Patriots from the Atlanta Falcons on Aug. 23, 2010 for an undisclosed draft pick. ... Originally drafted by the Atlanta Falcons in the fifth round (139th overall) of the 2006 NFL Draft ... Released by the Patriots (9/23/10) ... Resigned by the Patriots (10/7/10).

SEASONAL REVIEWS**2010 (8/0)**

- ★ Played on both the offensive line and on special teams against the Dolphins (1/2).
- ★ Saw time on special teams against the Bears (12/12), Packers (12/19) and Bills (12/26).
- ★ Played on special teams as well as in a reserve role on the offensive line, reporting eligible on multiple plays against the Jets (12/6).
- ★ Saw time on special teams against the Colts (11/21) and Lions (11/25).
- ★ Was active but did not play against the Vikings (10/31), Browns (11/7), and Steelers (11/14).
- ★ Made his Patriots debut playing on special teams against the Chargers (10/24).
- ★ Was active but did not play against the Ravens (10/17).
- ★ Was inactive against the Jets (9/19) and Bills (9/26).
- ★ Did not play in the season opener against the Bengals due to an NFL suspension (9/12).

2009 (9/5 - Atlanta)

- ★ Competed in nine games, starting in five and also contributed on special teams.
- ★ Started at right guard vs. New Orleans (12/13) for an offense that recorded 392 total yards, including 183 yards on the ground.

2008 (8/0, 0/0 - Atlanta)

- ★ Saw action in eight games, the majority of which was on special teams.

2007 (11/7 - Atlanta)

- ★ Competed in 11 games while making seven starts at left tackle.
- ★ Started his first career NFL game at left tackle vs. San Francisco (11/4) and blocked for a running game that totaled a season-high 155 yards.
- ★ Started at left tackle for an offensive unit that tallied 405 total yards of offense at Arizona (12/23).

2006 (11/0 - Atlanta)

- ★ Played in 11 games, dressed but did not play in four games and was inactive for one game as a rookie.
- ★ Saw most of his playing time on special teams.
- ★ Saw his first action on the offensive line when he replaced an injured Wayne Gandy vs. Tampa Bay (9/17).


COLLEGE

- ★ Played in 44 games with 23 starts in his four-year career at Syracuse.
- ★ Played in the 2006 Las Vegas All-American Classic for the victorious East squad after starting 11 games for Syracuse as a senior.
- ★ Started all 12 games as a junior as part of an offensive line that blocked for the first Syracuse duo to each run for 800 yards (Damien Rhodes and Walter Reyes) since 1979.
- ★ Part of a unit that allowed only 19 sacks, the second-fewest in the Big East.

PERSONAL

- ★ Born on April 23, 1984 in Seabrook, Maryland.
- ★ Earned All-Prince George County offensive lineman honors as a senior at DeMatha Catholic (Seabrook, MD) High School, where he helped his team complete an 11-0 season that included the Washington Catholic Athletic Conference championship.





**Jarrad
PAGE**

44

HT: 6-0 WT: 225

Born: 10/19/84 Exp. (NFL/Patriots): 5/1

GP/GS (Playoffs): 63/40 (1/1) Acq: TR (KC) -10

College: UCLA Hometown: San Leandro, Calif.

★ ★ ★ SAFETY ★ ★ ★

PRONOUNCED JAIR-ed

CAREER TRANSACTIONS

Jarrad Page was acquired by the Patriots from the Kansas City Chiefs on September 5, 2010 in exchange for future draft considerations...Originally selected by Kansas City in the seventh round (228th overall) in 2006 NFL Draft.

CAREER HIGHLIGHTS

- ★ Including the playoffs, 11 of his 12 career interceptions have come inside the 20-yard line.
- ★ Has played in 63 games with 40 starts and owns 217 tackles, 12 interceptions, four forced fumbles, three fumble recoveries and 26 passes defended.
- ★ Also has 17 special teams tackles.
- ★ Owns one postseason start, registering five tackles and one interception.

SEASONAL REVIEWS

2010 (10/1)

- ★ Made one tackle in a reserve role against the Dolphins (1/2).
- ★ Started his first game as a Patriot and intercepted a Ryan Fitzpatrick pass in the third quarter at the Buffalo 21-yard line, setting up a Tom Brady touchdown pass to Rob Gronkowski three plays later. Added one tackle (12/26).
- ★ Registered three tackles and one special teams tackle against the Packers (12/19).
- ★ Made three tackles against Chicago (12/12).
- ★ Recorded four tackles and three special teams tackle against the Jets in his first game action since returning from injury (12/6).
- ★ Was active but did not play against the Lions (11/25).
- ★ Was inactive due to injury against the Chargers (10/24) Vikings (10/31), Browns (11/7), Steelers (11/14) and Colts (11/21).
- ★ Played in nickel defense and also saw action at safety and special teams, registered two special teams tackles against the Ravens (10/17).
- ★ Played on defense in the second half and picked up his first interception of the season on a Tyler Thigpen pass in the fourth quarter against the Dolphins (10/4).
- ★ Saw his first action in some nickel defensive situations against the Bills, making one tackle (9/26).
- ★ Saw time on special teams in the first three games of the season.
- ★ Played in his first game in a Patriots uniform in the season opener against Cincinnati (9/12).

2009 (5/5 – Kansas City)

- ★ Started five games at free safety and finished with 19 solo tackles, two passes defended and one forced fumble.



EXTRA POINTS

- ★ Page was selected three times in the major League Baseball amateur draft: Milwaukee (5th round -2002), Colorado (32nd round -2005) and LA Angels (7th round - 2006).

- ★ Was placed on injured reserve on Nov. 4 with a calf injury.

2008 (16/16 – Kansas City)

- ★ Started all 16 games at free safety for the second consecutive season.
- ★ Totaled a career-high 83 total tackles (77 solo) to finish third on the team.
- ★ Registered a career-best four interceptions and tied for the team lead with 10 passes defended.
- ★ Added two forced fumbles, two fumble recoveries and a special teams tackle.
- ★ Amassed five tackles, a pass defended and returned a WR Wes Welker fumble for eight yards at New England (9/7).
- ★ Recovered a RB Earnest Graham fumble in the end zone vs. Tampa Bay (11/2).
- ★ Tied a career high with 10 tackles and intercepted a Chad Pennington pass vs. Miami (12/21).

2007 (16/16 – Kansas City)

- ★ Started all 16 games at free safety and finished with 64 total tackles (50 solo), with three interceptions, six passes defended, one forced fumble and one fumble recovery.
- ★ Also had seven special teams tackles and recovered an onside kick attempt vs. Cincinnati (10/14).
- ★ Tallied six tackles and intercepted a Matt Schaub pass in the end zone at Houston (9/9).
- ★ Intercepted a Daunte Culpepper pass with 46 seconds remaining to seal a 12-10 victory at Oakland (10/21).

2006 (16/2, 1/1 – Kansas City)

- ★ Played in all 16 games with two starts as a reserve safety and special teams player.
- ★ Finished with 38 tackles (33 solo), one sack, three interceptions, six passes defended and nine special teams tackles.
- ★ He also had a four-yard rush on a fake punt attempt vs. Cincinnati (9/10).
- ★ Recovered a RB Maurice Hicks fumble on a kickoff return vs. San Francisco (10/1).
- ★ Made his first NFL start at free safety at Miami (11/12).

- ★ Posted seven tackles, a pass defended and picked off Aaron Brooks in the end zone with 32 seconds left to preserve a 17-13 victory vs. Oakland (11/19).
- ★ Compiled a sack of Andrew Walter and intercepted two Walter passes in the end zone at Oakland (12/23).
- ★ Notched five tackles and intercepted Peyton Manning at the Kansas City two-yard line in an AFC Wild Card game at Indianapolis (1/6/07). Started that game when the team opened in a nickel defense.

COLLEGE

- ★ Appeared in 49 games with 45 starts at UCLA.
- ★ Collected 249 tackles (169 solo), nine interceptions for 116 yards and two touchdowns, seven passes defended, four fumble recoveries and four forced fumbles.
- ★ Also returned three punts for 55 yards.

- ★ Started 57 games as a center fielder on the UCLA baseball team from 2004-05.
- ★ Registered four home runs, 37 runs scored, 27 RBI and 10 stolen bases for the Bruins.
- ★ Started all 12 games at strong safety as a senior in 2005.
- ★ Saw action in 13 games with 10 starts as a true freshman in 2002. Became the first UCLA safety to start at least 10 games as a freshman since S Kenny Easley (1977).
- ★ Majored in Political Science.


PERSONAL

- ★ A three-year letterman at San Leandro High School in San Leandro, California.
- ★ Also lettered in baseball and basketball.
- ★ Is an alum of the Boys and Girls Clubs and contributes to their RBI baseball and flag football programs.

★★★★★ JARRAD PAGE ★★★★★

Pos: S Ht: 6-0 Wt: 225 Year: 5th Acq: TR(KC)-10 College: UCLA Born: 10/19/84

REGULAR SEASON			TACKLES					INTERCEPTIONS						MISCELLANEOUS				
Year	Team	G/S	TT	UT	A	S	Yds	No	Yds	Avg	Lg	TD	PD	FF	FR	Yds	TD	SpT
2006	Chiefs	16/2	38	33	5	1	3	3	30	10	30	0	6	0	0	0	0	9
2007	Chiefs	16/16	64	50	14	0	0	3	37	12.3	37	0	6	1	1	0	0	7
2008	Chiefs	16/16	83	77	6	0	0	4	2	0.5	2	0	10	2	2	8	0	1
2009	Chiefs	5/5	19	19	0	0	0	0	0	0.0	0	0	2	1	0	0	0	0
2010	Patriots	10/1	13	8	5	0	0	2	0	0.0	0	0	2	0	0	0	0	6
Totals - 5 Years		63/40	217	187	30	1	3	12	69	5.8	37	0	26	4	3	0	0	23
POSTSEASON			TACKLES					INTERCEPTIONS						MISCELLANEOUS				
Year	Team	G/S	TT	UT	A	S	Yds	No	Yds	Avg	Lg	TD	PD	FF	FR	Yds	TD	SpT
2006	Chiefs	1/1	5	4	1	0	0	1	12	12	12	0	1	0	0	0	0	1
Totals - 1 Year		1/1	5	4	1	0	0	1	12	12.0	12	0	1	0	0	0	0	1



**Myron
PRYOR**

91

HT: 6-1 WT: 310

Born: 6/13/86 Exp. (NFL/Patriots): 2/2

GP/GS (Playoffs): 22/2 (1/0) Acq: D6b-09 (207th)

College: Kentucky Hometown: Louisville, Ky.

★★★★ DEFENSIVE LINE ★★★★★

CAREER TRANSACTIONS

Myron Pryor was drafted by the New England Patriots in the sixth round (207th overall) of the 2009 NFL Draft ... Signed by the Patriots (7/23/09).

SEASONAL REVIEWS

2010 (9/2)

- ★ Made two tackles in a reserve role against the Dolphins (1/2).
- ★ Was inactive due to injury against the Steelers (11/14), Colts (11/21), Lions (11/25), Jets (12/6), Bears (12/12), Packers (12/19) and Bills (12/26).
- ★ Started at nose tackle in his second start of the season, making four tackles against Cleveland (11/7).
- ★ Tallied one tackle in a reserve role against Minnesota (10/31).
- ★ Played in a reserve role against San Diego (10/24) and made two tackles.



EXTRA POINTS

- ★ Pryor and Boston Celtics point guard Rajon Rondo played each other in youth football, went to the same Louisville-based high school, attended the University of Kentucky together and now play in the same pro market. Pryor claims that Rondo was the best quarterback he saw in Pee Wee football when the two were youngsters.
- ★ Saw action in the nickel defensive package against Baltimore and made one tackle (10/17).
- ★ Played in a reserve role against the Jets, (9/19), Bills (9/26) and Dolphins (10/4).



★ Started his first career NFL game and combined with Tully Banta-Cain for a Carson Palmer sack for a four-yard loss on third-and-two to complete the Patriots' first defensive possession of the season, forcing Cincinnati to punt (9/12). It was his first career sack.

2009 (13/0, 1/0)

★ Played in 13 games as a reserve along the defensive line and finished the season with 23 total tackles and one forced fumble.

★ Was inactive for three games – vs. Buffalo (9/14), vs. Carolina (12/13) and at Buffalo (12/20).

★ Recorded his first career forced fumble in the Patriots' 59-0 win vs. Tennessee (10/18), stripping Nate Washington of the ball on a broken play in the third quarter to end a Titans drive at the New England 17-yard line.

★ Saw action as a reserve in the postseason game vs. Baltimore (1/10) and finished with one solo tackle.

COLLEGE

★ A four-year starter, Pryor earned second-team All-SEC honors as a senior.

★ Three-year starter at defensive tackle, appearing in 47 games, registering 35 starts.

★ Had 118 tackles (71 solo) in his career .

★ Recovered a fumble and returned it 72 yards for a score at Louisville as a senior in 2008. Also caused a fumble that teammate Ashton Cobb returned 27 yards for a touchdown against Louisville. Blocked a field goal attempt that David Jones returned for a score against Vanderbilt.

PERSONAL

★ Myron Pryor was born June 13, 1986 the son of Marylin Pryor.

★ Three-year starter at offensive tackle and on the defensive line at Eastern High School in Louisville, Ky.

★ Named first-team all-state by the *Louisville Courier-Journal* and second-team all-state by the Associated Press as a senior.

★ Named to the *Lexington Herald-Leader* Class of the Commonwealth list of the Top-22 seniors in Kentucky.

★ Selected all-metro Louisville by the *Voice-Tribune*.

★ Given the Republic Bank Award for the top defensive lineman in Louisville.

★ Two-year letterman on the wrestling and track and field teams.

★ Competed in the shot put and discus throw.

★ Majored in family and consumer sciences at Kentucky.

★ ★ ★ ★ ★ MYRON PRYOR ★ ★ ★ ★ ★																			
Pos: DL		Ht: 6-1		Wt: 310		Year: 2nd		Acq: D6b-09		College: Kentucky				Born: 6/13/86					
REGULAR SEASON			TACKLES					INTERCEPTIONS						MISCELLANEOUS					
Year	Team	G/S	TT	UT	A	S	Yds	No	Yds	Avg	Lg	TD	PD	FF	FR	Yds	TD	SpT	
2009	Patriots	13/0	23	13	10	0.0	0.0	0	0	0.0	0	0	0	1	0	0	0	0	
2010	Patriots	9/2	14	8	6	0.5	2.0	0	0	0.0	0	0	0	0	0	0	0	0	
Totals - 2 years		22/2	37	21	16	0.5	2.0	0	0	0.0	0	0	0	1	0	0	0	0	
POSTSEASON			TACKLES					INTERCEPTIONS						MISCELLANEOUS					
Year	Team	G/S	TT	UT	A	S	Yds	No	Yds	Avg	Lg	TD	PD	FF	FR	Yds	TD	SpT	
2009	Patriots	1/0	1	1	0	0.0	0.0	0	0	0.0	0	0	0	0	0	0	0	0	
Totals - 1 year		1/0	1	1	0	0.0	0.0	0	0	0.0	0	0	0	0	0	0	0	0	

★ ★ ★ ★ ★ PRYOR'S CAREER GAME-BY-GAME ★ ★ ★ ★ ★																			
2009	Opponent	P/ST	UT	A	S	Yds	Int	Yds	PD	FF	FR	SpT	W/L	Score					
09/14	Buffalo					Inactive							W	25-24					
09/20	at N.Y. Jets	p	-	-	-	-	-	-	-	-	-	-	L	9-16					
09/27	Atlanta	p	3	0	3	-	-	-	-	-	-	-	W	26-10					
10/04	Baltimore	p	1	1	0	-	-	-	-	-	-	-	W	27-21					
10/11	at Denver	p	1	0	1	-	-	-	-	-	-	-	L	ot 17-20					
10/18	Tennessee	p	5	3	2	-	-	-	-	1	-	-	W	59-0					
10/25	at Tampa Bay	p	2	1	1	-	-	-	-	-	-	-	W	35-7					
11/08	Miami	p	4	3	1	-	-	-	-	-	-	-	W	27-17					
11/15	at Indianapolis	p	2	1	1	-	-	-	-	-	-	-	L	34-35					
11/22	N.Y. Jets	p	-	-	-	-	-	-	-	-	-	-	W	31-14					
11/30	at New Orleans	p	1	1	0	-	-	-	-	-	-	-	L	17-38					
12/06	at Miami	p	1	1	0	-	-	-	-	-	-	-	L	21-22					
12/13	Carolina					Inactive							W	20-10					
12/20	at Buffalo					Inactive							W	17-10					
12/27	Jacksonville	p	2	1	1	-	-	-	-	-	-	-	W	35-7					
01/03	at Houston	p	1	1	0	-	-	-	-	-	-	-	L	27-34					
2009 Totals			13/0	23	13	10	0.0	0.0	0	0	0	0	1	0	0	0	0	0	0
01/10	Baltimore	p	1	1	0	-	-	-	-	-	-	-	L	14-33					
2009 Postseason			1/0	1	1	0	0.0	0.0	0	0	0	0	0	0	0	0	0	0	0



Darryl
RICHARD

90

HT: 6-4 WT: 295

Born: 6/17/86 Exp. (NFL/Patriots): 1/1

GP/GS (Playoffs): 3/0 (0/0) Acq: D7b-09 (234th)

College: Georgia Tech Hometown: Destrehan, La.

★ ★ ★ DEFENSIVE LINE ★ ★ ★

PRONOUNCE ruh-SHARD

CAREER TRANSACTIONS

Darryl Richard was signed by the Patriots to a future contract on Jan. 13, 2010 ... Originally drafted by the Patriots in the seventh round (234th overall) of the 2009 NFL Draft ... Released (9/5/09) ... Signed to the Patriots practice squad (9/07/09) ... Placed on injured reserve with a foot injury (8/31/10).

SEASONAL REVIEWS

2010

★ Placed on injured reserve with a foot injury on Aug. 31, 2010.

2009 (0/0)

★ Spent his entire rookie campaign on the Patriots practice squad after joining the team as a seventh-round draft pick out of Georgia Tech.

COLLEGE

★ Played in 52 games, making 43 starts at Georgia Tech.

★ Tallied 98 career tackles (60 solo), including 32 tackles for a loss and 12.5 sacks. Named second team All-ACC as a senior in 2008 and won the prestigious Tatum Award from the ACC and was a finalist for the Draddy Trophy.

★ Redshirted in 2005 due to a knee injury after playing as a true freshman in 2004.

★ Named to *Sports Illustrated's* All-Bowl team after a strong performance in Georgia Tech's victory over Syracuse in the Champs Sports Bowl, when he had two sacks.

PERSONAL

★ Darryl Richard II was born June 17, 1986 to Tanda and Darryl Richard.

★ Attended Destrehan (La.) High School and was class valedictorian.

★ Played in the U.S. Army All-American all-star game.

★ Recorded 85 tackles, 12 sacks and 18 tackles-for-loss as a senior.

★ Served as student body president and one of five national finalists for the 2004 Franklin D. Watkins Memorial Trophy, presented by the National Alliance of African-American



EXTRA POINTS

★ Was the valedictorian of his high school class.

★ Graduated from Georgia Tech with high honors in just three years.

★ Won the James E. Tatum Award as the top senior student-athlete in the Atlantic Coast Conference football.

★ Was a finalist for the Draddy Trophy, which is often referred to as the Academic Heisman, as well as the Franklin D. Watkins Memorial Award, which recognizes exceptionally talented African-American male athletes who, by their example, help promote high academic standards and a commitment to community service.

★ In May 2007 and completed his MBA in December 2008.

Athletes.


★ Member of the Georgia Tech All-Academic team, which recognizes the top scholar-athlete on each team.

★ Served as president of the Georgia Tech Student-Athlete Advisory Board.

★ Interested in a potential career in athletic administration after football.

★ Plays the piano.

★ Graduated with high honors in three years with a degree in management from Georgia Tech in May 2007 and completed his MBA in December 2008.



**James
SANDERS**

36

HT: 5-10 WT: 210

Born: 11/11/83 Exp. (NFL/Patriots): 6/6

GP/GS (Playoffs): 84/49 (9/7) Acq: D4-05 (133rd)

College: Fresno State Hometown: Porterville, Calif.

★ ★ ★ SAFETY ★ ★ ★

CAREER TRANSACTIONS

James Sanders was drafted by the New England Patriots in the fourth round (133rd overall) of the 2005 NFL Draft ... Signed by the Patriots (7/20/05) ... Re-signed by the Patriots (3/5/09).

CAREER HIGHLIGHTS

★ Sanders has played in 84 games with 49 starts over his first six NFL seasons (2005-10), totaling 300 tackles (217 solo), one sack, eight interceptions for 172 yards and two touchdowns, 19 passes defended and 30 special teams tackles.

★ Named AFC Defensive Player of the Week after returning an interception 32 yards for a touchdown at Pittsburgh (11/14). It was the second time in his career that he returned an interception for a touchdown (at Buffalo, 12/11/05 as a rookie).

★ In 2006, Sanders was part of a Patriots secondary that allowed just 10 touchdown passes by opponents, a mark that led the NFL and stands as the fewest allowed in team history for a single season.

★ Sanders returned his first career interception 39 yards for a touchdown at Buffalo (12/11/05), grabbing a pass that had been tipped by Tedy Bruschi and racing into the end zone for the score.

SEASONAL REVIEWS

2010 (15/9)

★ Finished the season with 63 total tackles, one forced fumble, one fumble recovery, six passes defended and career-high three interceptions.

★ Recorded three tackles in a reserve role against the Dolphins (1/2).

★ Played in a reserve role against Buffalo (12/26).

★ Made four tackles against the Packer (12/19).

★ Recorded three tackles and a pass defended in a start against Chicago (12/12).

★ Registered his third interception of the season, picking off Mark Sanchez on third-and-seven at the New England 44-yard line and returning it 28 yards in the fourth quarter, adding six tackles and one special teams tackle in a start against the Jets (12/6).

★ Made seven tackles in a start against Detroit (11/25).

★ Clinched a Patriots victory against the Colts when he picked off a Peyton Manning pass at the Patriots' six-yard line with the Patriots up by three with 31 seconds left in the game. The interception was Sanders' second in two weeks. He also contributed seven tackles in a start at defensive back against the Colts (11/21).

★ Earned his first AFC Defensive Player of the Week honors for his performance against the Steelers. He returned an interception of Ben Roethlisberger 32 yards for a touchdown midway through the fourth quarter and had three tackles



EXTRA POINTS

★ James is the oldest of six children, and began taking care of his five younger siblings at an early age.

★ The starting defensive backfield from James' junior season at Fresno State all play in the NFL. Cornerback Richard Marshall plays for Carolina, cornerback Marcus McCauley plays for Washington and safety Tyrone Culver plays for Miami.

and a pass defended in a reserve role against the Steelers (11/14).

★ Made four tackles and one special teams tackle in a start against the Browns (11/7).

★ Started against the Vikings, making five tackles (10/31).

★ Recovered a San Diego fumble and returned it 25 yards when WR Richard Goodman thought he was down by contact in the second quarter and registered three tackles (10/24).

★ Was inactive against the Ravens due to injury (10/17).

★ Played in a reserve role at safety, recording one tackle against the Dolphins (10/4).

★ Started the second game in a row, making eight tackles against the Bills (9/26).

★ Made his first start of the season, making three tackles and one special teams tackle against the Jets (9/19).

★ Forced a fumble on RB Cedric Benson, which was recovered by Rob Ninkovich, giving the Patriots a first down at the Bengals 28-yard line and recorded seven tackles in the season opener against the Cincinnati (9/12).

2009 (14/5, 1/1)

★ Played in 14 games and made five starts at free safety, finishing the season with 39 total tackles, three passes defended, one fumble recovery and five special teams tackles.

★ Was inactive at Denver (10/11) and vs. Tennessee (10/18) due to an injury.

★ Started vs. Buffalo (9/14) in the season-opener and then in the last four games of the season.

★ Registered his first career fumble recovery vs. Atlanta (9/27), picking up a Michael Turner fumble following a hit by Brandon McGowan in the second quarter to end a Falcons' scoring threat at the New England 31-yard line.

★ Started at free safety in the postseason game vs. Baltimore (1/10) and led the secondary and finished second on the team with nine tackles.



2008 (14/14)

- ★ Started 14 games at free safety and recorded 66 tackles (44 solo), placing sixth on the team and second among Patriots defensive backs.
- ★ Recorded an interception, three passes defended and tallied four special teams tackles.
- ★ Tied for the team lead in special teams tackles with two while making five tackles in coverage against Miami (9/21).
- ★ Grabbed his first interception of the season and the fifth interception of his career, picking off a Jay Cutler pass intended for Nate Jackson against Denver (10/20).
- ★ Racked up seven tackles (4 solo) against the N.Y. Jets (11/13).
- ★ Tallied seven tackles with four solo stops while making the start at free safety against Pittsburgh (11/30).
- ★ Led the secondary with a single-game season-high eight tackles, which included seven solo stops.

2007 (15/15, 3/3)

- ★ Set season career highs for games played and starts, getting the nod in all 15 games he played in.
- ★ Established single-season career highs in tackles (73), solo tackles (60), interceptions (2), passes defended (5) and special teams tackles (7).
- ★ Led all secondary players with 73 tackles in 2007.
- ★ Denied LaDainian Tomlinson of a first down on third and one while making four tackles (3 solo) against San Diego (9/16).
- ★ Led the secondary with seven tackles vs. Buffalo (9/23).
- ★ Led the secondary in tackles with seven in the Patriots' comeback win at Indianapolis (11/4).
- ★ Tied for the team lead in tackles with six at Buffalo (11/18) and forced a fumble, allowing Ellis Hobbs to gather the loose ball, which he returned for a touchdown.
- ★ Made his first interception of the season, snaring an A.J. Feeley pass vs. Philadelphia (11/25) and tallied a season high two passes defended against the Eagles.
- ★ Registered his second interception in as many weeks, picking off a Kyle Boller pass intended for Devard Darling and tacking on a 42-yard return in the Patriots' comeback win at Baltimore (12/3).
- ★ Tallied a season-high eight tackles (7 solo) in the Patriots' win over Pittsburgh (12/9) also registered his first career fumble recovery.
- ★ Set a single-game playoff career high with eight tackles (6 solo) in the Patriots' win over Jacksonville (1/12) in the AFC Divisional playoffs.
- ★ Contributed four tackles (3 solo) in Super Bowl XLII (2/3).

2006 (16/5, 3/3)

- ★ Played in all 16 regular season contests, starting five games at safety in addition to starting all three postseason games at safety.
- ★ Finished the regular season with a then career-high 45 tackles (30 solo) and led the secondary with 17 playoff tackles, a total that placed third on the team.
- ★ Started at safety against Chicago (11/26) and collected a then career-high seven tackles (5 solo) and a quarterback hit.
- ★ Started at safety against Detroit (12/3) and tied for the team lead with 11 tackles (5 solo).
- ★ Made a one-handed interception after Tedy Bruschi deflected a David Carr pass vs. Houston (12/17).

- ★ Saw significant action at safety after Rodney Harrison left the game in the second quarter at Tennessee (12/31), posting seven tackles (6 solo) and a sack.
- ★ Made the start at safety in place of Rodney Harrison in a Wild Card playoff game against the Jets (1/7).
- ★ Posted six tackles (5 solo) and a sack in a divisional playoff game at San Diego (1/14).
- ★ Finished tied for second on the team with seven tackles (5 solo) in the AFC Championship Game at Indianapolis (1/21).

2005 (10/2, 2/0)

- ★ Started two of 10 games as a rookie, making 14 tackles, one interception for a touchdown and five special teams tackles.
- ★ Participated in both playoff contests, making one special teams tackle.
- ★ Returned his first career interception 39 yards for a touchdown at Buffalo (12/11).
- ★ Made his NFL debut at Atlanta (10/9) and made his first career start against Denver (10/16).
- ★ Made his first career NFL start and collected two solo tackles against Denver (10/16).
- ★ Grabbed a pass that had been tipped by Tedy Bruschi and returned the interception 39 yards for a touchdown vs. Buffalo (12/11).
- ★ Saw action as the dime back, notching a solo tackle and a fumble recovery against the N.Y. Jets (12/26).

COLLEGE

- ★ Started 32 of 40 games over three seasons for Fresno State (2002-04).
- ★ Recorded 238 tackles (120 solo) with 24 tackles for losses totaling 80 yards, intercepted seven passes, returning one for a touchdown and recorded 18 passes defended.
- ★ Also tallied seven sacks, forced two fumbles, recovered two and blocked three kicks on special teams.
- ★ Finished third on the team with 63 tackles (29 solo) as a junior in 2004, his final season with the Bulldogs and intercepted three passes for 60 yards and a touchdown.
- ★ In 2003 was the only sophomore on the All-Western Athletic Conference first-team, playing in every game, starting 10 contests at strong safety.
- ★ Was a first-team Freshman All-American selection by the Football Writers of America in 2002 and finished second on the team with 82 tackles (36 solo).

PERSONAL

- ★ James Sanders was born son of Kathy and Keith Thompson on November 11, 1983 in Porterville, Calif.
- ★ Attended Monache (Porterville, Calif.) High School and was football team captain and MVP in 2000.
- ★ Named to the *Fresno Bee* All-Star first-team defensive squad.
- ★ Also played receiver, running back and returned punts and kicks.
- ★ Was a health science major at Fresno State.
- ★ James and his wife, Elysia, have a son, James Jr., and a daughter, Jordyn.




★ ★ ★ ★ ★ JAMES SANDERS ★ ★ ★ ★ ★

Pos: S Ht: 5-10 Wt: 210 Year: 6th Acq: D4-05 College: Fresno State Born: 11/11/83

REGULAR SEASON			TACKLES					INTERCEPTIONS					MISCELLANEOUS					
Year	Team	G/S	TT	UT	A	S	Yds	No	Yds	Avg	Lg	TD	PD	FF	FR	Yds	TD	SpT
2005	Patriots	10/2	14	10	4	0.0	0.0	1	39	39.0	39t	1	1	0	0	0	0	5
2006	Patriots	16/5	45	30	15	1.0	5.0	1	21	21.0	21	0	1	0	0	0	0	5
2007	Patriots	15/15	73	60	13	0.0	0.0	2	43	21.5	42	0	5	1	0	0	0	7
2008	Patriots	14/14	66	44	22	0.0	0.0	1	9	9.0	9	0	3	0	0	0	0	4
2009	Patriots	14/5	39	31	8	0.0	0.0	0	0	0.0	0	0	3	0	1	0	0	5
2010	Patriots	15/9	63	42	21	0.0	0.0	3	60	20.0	32	1	6	1	1	0	0	4
Totals - 6 years		84/49	300	217	83	1.0	5.0	8	172	17.2	42	2	19	2	2	0	0	30
POSTSEASON			TACKLES					INTERCEPTIONS					MISCELLANEOUS					
Year	Team	G/S	TT	UT	A	S	Yds	No	Yds	Avg	Lg	TD	PD	FF	FR	Yds	TD	SpT
2005	Patriots	2/0	0	0	0	0.0	0.0	0	0	0.0	0	0	0	0	0	0	0	1
2006	Patriots	3/3	17	12	5	1.0	10.0	0	0	0.0	0	0	1	0	0	0	0	1
2007	Patriots	3/3	15	12	3	0.0	0.0	0	0	0.0	0	0	0	0	1	0	0	1
2009	Patriots	1/1	9	8	1	0.0	0.0	0	0	0.0	0	0	0	0	0	0	0	0
Totals - 4 years		9/7	41	32	9	1.0	10.0	0	0	0.0	0	0	1	0	1	0	0	3

★ ★ ★ ★ ★ SANDERS' CAREER GAME-BY-GAME ★ ★ ★ ★ ★

2005	Opponent	P/S	TT	UT	A	S	Yds	Int	Yds	PD	FF	FR	SpT	W/L	Score		
09/08	Oakland					Inactive								W	30-20		
09/18	at Carolina					Inactive								L	17-27		
09/25	at Pittsburgh					Inactive								W	23-20		
10/02	San Diego					Inactive								L	17-41		
10/09	at Atlanta	p	0	0	0	-	-	-	-	-	-	-	-	W	31-28		
10/16	at Denver	s	2	2	0	-	-	-	-	-	-	-	-	L	20-28		
10/30	Buffalo					Inactive								W	21-16		
11/07	Indianapolis					Inactive								L	21-40		
11/13	at Miami	p	1	1	0	-	-	-	-	-	-	-	-	W	23-16		
11/20	New Orleans	p	0	0	0	-	-	-	-	-	-	-	-	W	24-27		
11/27	at Kansas City	p	0	0	0	-	-	-	-	-	-	-	-	L	16-26		
12/04	N.Y. Jets	p	2	0	2	-	-	-	-	-	-	-	-	W	16-3		
12/11	at Buffalo	p	1	0	1	-	1	39	1	-	-	-	-	W	35-7		
12/17	Tampa Bay	p	0	0	0	-	-	-	-	-	-	-	-	W	28-0		
12/26	at N.Y. Jets	p	1	1	0	-	-	-	-	-	-	-	-	W	31-21		
01/01	Miami	s	7	6	1	-	-	-	-	-	-	-	-	L	26-28		
2005 Totals		10/2	14	10	4	0.0	0.0	1	39	1	0	0	5	10-6			
01/07	Jacksonville	p	0	0	0	-	-	-	-	-	-	-	-	W	28-3		
01/14	at Denver	p	0	0	0	-	-	-	-	-	-	-	-	L	13-27		
2005 Postseason		2/0	0	0	0	0.0	0.0	0	0	0	0	0	1	1-1			
2006	Opponent	P/S	TT	UT	A	S	Yds	Int	Yds	PD	FF	FR	SpT	W/L	Score		
09/10	Buffalo	p	0	0	0	-	-	-	-	-	-	-	-	W	19-17		
09/17	at N.Y. Jets	p	0	0	0	-	-	-	-	-	-	-	-	W	24-17		
09/24	Denver	p	1	0	1	-	-	-	-	-	-	-	-	L	7-17		
10/01	at Cincinnati	p	0	0	0	-	-	-	-	-	-	-	-	W	38-13		
10/08	Miami	p	0	0	0	-	-	-	-	-	-	-	-	W	20-10		
10/22	at Buffalo	p	0	0	0	-	-	-	-	-	-	-	-	W	28-6		
10/30	at Minnesota	p	0	0	0	-	-	-	-	-	-	-	-	W	31-7		
11/05	Indianapolis	p	0	0	0	-	-	-	-	-	-	-	-	L	20-27		
11/12	N.Y. Jets	p	2	1	1	-	-	-	-	-	-	-	-	L	14-17		
11/19	at Green Bay	s	3	2	1	-	-	-	-	-	-	-	-	W	35-0		
11/26	Chicago	s	7	5	2	-	-	-	-	-	-	-	-	W	17-13		
12/03	Detroit	s	11	5	6	-	-	-	-	-	-	-	-	W	28-21		
12/10	at Miami	s	3	1	2	-	-	-	-	-	-	-	-	L	0-21		
12/17	Houston	s	7	7	0	-	1	21	1	-	-	-	-	W	40-7		
12/24	at Jacksonville	p	4	3	1	-	-	-	-	-	-	-	-	W	24-21		
12/31	at Tennessee	p	7	6	1	1.0	5.0	-	-	-	-	-	-	W	40-23		
2006 Totals		16/5	45	30	15	1.0	5.0	1	21	1	0	0	5	12-4			
01/07	N.Y. Jets	s	4	2	2	-	-	-	-	-	-	-	-	W	37-16		
01/14	at San Diego	s	6	5	1	1.0	10.0	-	-	-	-	-	-	W	24-21		
01/21	at Indianapolis	s	7	5	2	-	-	-	-	-	-	-	-	L	34-38		
2006 Postseason		3/3	17	12	5	1.0	10.0	0	0	1	0	0	1	2-1			
2007	Opponent	P/S	TT	UT	A	S	Yds	Int	Yds	PD	FF	FR	SpT	W/L	Score		
09/09	at N.Y. Jets	s	4	4	0	-	-	-	-	-	-	-	-	W	38-14		
09/16	San Diego	s	4	3	1	-	-	-	-	-	-	-	-	W	38-14		
09/23	Buffalo	s	7	4	3	-	-	-	-	-	-	-	-	W	38-7		
10/01	at Cincinnati	s	2	2	0	-	-	-	-	-	-	-	-	W	34-13		
10/07	Cleveland	s	3	3	0	-	-	-	-	-	-	-	-	W	34-17		
10/14	at Dallas	s	5	4	1	-	-	-	-	-	-	-	-	W	48-27		
10/21	at Miami	s	5	4	1	-	-	-	-	-	-	-	-	W	49-28		
10/28	Washington	s	4	2	2	-	-	-	-	-	-	-	-	W	52-7		
11/04	at Indianapolis	s	7	5	2	-	-	-	-	-	-	-	-	W	24-20		
11/18	at Buffalo	s	6	6	0	-	-	-	-	-	-	-	-	W	56-10		
11/25	Philadelphia	s	5	4	1	-	-	-	-	-	-	-	-	W	31-28		
12/03	at Baltimore	s	5	4	1	-	-	-	-	-	-	-	-	W	27-24		
12/09	Pittsburgh	s	8	7	1	-	-	-	-	-	-	-	-	W	34-13		
12/16	N.Y. Jets					Inactive								W	20-10		
12/23	Miami	s	4	4	0	-	-	-	-	-	-	-	-	W	28-7		
12/29	at N.Y. Giants	s	4	4	0	-	-	-	-	-	-	-	-	W	38-35		
2007 Totals		15/15	73	60	13	0.0	0.0	2	43	5	1	0	7	16-0			
01/12	Jacksonville	s	8	6	2	-	-	-	-	-	-	-	-	W	31-20		
01/20	San Diego	s	3	3	0	-	-	-	-	-	-	-	-	W	21-12		
02/03	N.Y. Giants	s	4	3	1	-	-	-	-	-	-	-	-	L	14-17		
2007 Postseason		3/3	15	12	3	0.0	0.0	0	0	0	0	0	1	2-1			
2008	Opponent	P/S	TT	UT	A	S	Yds	Int	Yds	PD	FF	FR	SpT	W/L	Score		
09/07	Kansas City	s	3	3	0	-	-	-	-	-	-	-	-	W	17-10		
09/14	at N.Y. Jets	s	6	2	4	-	-	-	-	-	-	-	-	W	19-10		
09/21	Miami	s	5	1	4	-	-	-	-	-	-	-	-	W	13-38		
10/05	at San Francisco	s	2	2	0	-	-	-	-	-	-	-	-	W	30-21		
10/12	at San Diego	s	4	4	0	-	-	-	-	-	-	-	-	L	10-30		
10/20	Denver	s	5	5	0	-	-	-	-	-	-	-	-	W	41-7		
10/26	St. Louis	s	5	2	3	-	-	-	-	-	-	-	-	W	23-16		
11/02	at Indianapolis	s	2	2	0	-	-	-	-	-	-	-	-	L	15-18		
11/09	Buffalo	s	3	1	2	-	-	-	-	-	-	-	-	W	20-10		
11/13	N.Y. Jets	s	7	4	3	-	-	-	-	-	-	-	-	W	31-34		
11/23	at Miami	s	5	4	1	-	-	-	-	-	-	-	-	W	48-28		
11/30	Pittsburgh	s	7	4	3	-	-	-	-	-	-	-	-	L	10-33		
12/07	at Seattle	s	4	3	1	-	-	-	-	-	-	-	-	W	24-21		
12/14	at Oakland					Inactive								W	49-26		
12/21	Arizona					Inactive								W	47-7		
12/28	at Buffalo	s	8	7	1	-	-	-	-	-	-	-	-	W	13-0		
2008 Totals		14/14	66	44	22	0.0	0.0	1	9	3	0	0	4	11-5			
2009	Opponent	P/S	TT	UT	A	S	Yds	Int	Yds	PD	FF	FR	SpT	W/L	Score		
09/14	Buffalo	s	5	4	1	-	-	-	-	-	-	-	-	W	25-24		
09/20	at N.Y. Jets	p	2	1	1	-	-	-	-	-	-	-	-	L	9-16		
09/27	Atlanta	p	3	2	1	-	-	-	-	-	-	-	-	W	26-10		
10/04	Baltimore	p	3	3	0	-	-	-	-	-	-	-	-	W	27-21		
10/11	at Denver					Inactive								L	17-20		
10/18	Tennessee					Inactive								W	59-0		
10/25	at Tampa Bay	p	1	1	0	-	-	-	-	-	-	-	-	W	35-7		
11/08	Miami	p	-	-	-	-	-	-	-	-	-	-	-	W	27-17		
11/15	at Indianapolis	p	-	-	-	-	-	-	-	-	-	-	-	L	34-35		
11/22	N.Y. Jets	p	-	-	-	-	-	-	-	-	-	-	-	W	31-14		
11/30	at New Orleans	p	2	1	1	-	-	-	-	-	-	-	-	L	17-38		
12/06	at Miami	p	-	-	-	-	-	-	-	-	-	-	-	L	21-22		
12/13	Carolina	s	5	3	2	-	-	-	-	-	-	-	-	W	20-10		
12/20	at Buffalo	s	4	4	0	-	-	-	-	-	-	-	-	W	17-10		
12/27	Jacksonville	s	4	4	0	-	-	-	-	-	-	-	-	W	35-7		
01/03	at Houston	s	10	8	2	-	-	-	-	-	-	-	-	L	27-34		
2009 Totals		14/5	39	31	8	-	-	-	-	-	-	-	-	3	1	5	10-6
1/10	Baltimore	s	9	8	1	-	-	-	-	-	-	-	-	-	L	13-33	
2009 Postseason		1/1	9	8	1	0.0	0.0	0	0	0	0	0	0	0	0	0	0-1



Matthew SLATER

18

HT: 6-0 WT: 200

Born: 9/9/85 Exp. (NFL/Patriots): 3/3

GP/GS (Playoffs): 43/0 (1/0) Acq: D5-08 (153rd)

College: UCLA Hometown: Anaheim, Calif.

★ ★ ★ WIDE RECEIVER ★ ★ ★

CAREER TRANSACTIONS

Matthew Slater was drafted by the New England Patriots in the fifth round (153rd overall) of the 2008 NFL Draft ... Signed by the Patriots (6/14/08).

SEASONAL REVIEWS

2010 (15/0)

- ★ Finished the season with a career-high and team-leading 21 tackles on special teams.
- ★ Registered three special teams tackles against Miami (1/2).
- ★ Made one special teams tackle against Buffalo (12/26).
- ★ Tallied three special teams tackles against the Packers (12/19).
- ★ Made one special teams tackle against the Bears (12/12).
- ★ Recorded a season-high four special teams tackles against the Jets (12/6).
- ★ Played on special teams against the Colts (11/21) and Lions (11/25).
- ★ Made one special teams tackle against the Steelers (11/14).
- ★ Tallied two special teams tackles against the Browns (11/7).
- ★ Was inactive against the Vikings (10/31).
- ★ Saw time on special teams against the Ravens (10/17) and Chargers (10/24).
- ★ Played on special teams against the Dolphins (10/4).
- ★ Saw time at wide receiver as well as on special teams (two tackles) against the Bills (9/26).
- ★ Had two special teams tackles in both the season opener against the Cincinnati Bengals (9/12) and in week two against the Jets (9/19).

2009 (14/0, 1/0)

- ★ Played in 14 games and finished with 269 kickoff return yards on 11 returns, seven special teams tackles and one rushing attempt for six yards.
- ★ Was inactive for the first two games due to an injury suffered during the preseason.
- ★ Majority of his playing time was on special teams as a kickoff returner and on the kickoff coverage, punt and punt coverage teams.
- ★ Made his 2009 debut vs. Atlanta (9/27).
- ★ Had his first NFL offensive touch at Buffalo (12/20) with a 6-yard gain on an end around in the second quarter.
- ★ Had a career-high 35-yard kickoff return in the regular-season finale at Houston (1/3).
- ★ Played in a reserve role at wide receiver and on special teams coverage units in the postseason game vs. Baltimore (1/10). Had two kickoff returns for 46 yards and one special teams tackle.

EXTRA POINTS

- ★ Matthew has been active in various children's ministries programs at his hometown church and he hopes to pursue seminary study in his post-football career.
- ★ Matthew's father, Jackie Slater, was elected to the Pro Football Hall of Fame in 2001. He spent 20 seasons with the Los Angeles Rams, played in 259 games, and was elected to the Pro Football Hall of Fame in his first year of eligibility.

2008 (14/0)

- ★ Played in 14 games and was inactive for two contests, while finishing second on the team with 13 special teams tackles as a rookie in 2008.
- ★ Made his NFL debut against Kansas City (9/7).
- ★ Led the team in special teams tackles once (at SEA) and tied for the team lead in special teams tackles twice (vs. KC, at OAK) in 2008.
- ★ Tied for the team lead with two special teams tackles against Kansas City (9/7).
- ★ Made one special teams tackle and returned one kickoff for a 28-yard gain against Denver (10/20).
- ★ Led the team with three special teams tackles, including two solo stops at Seattle (12/7).
- ★ Tied for the team lead with two special teams tackles at Oakland (12/14).
- ★ Saw action at wide receiver, safety and on special teams coverage and return units against Arizona (12/21).

COLLEGE

- ★ Played at UCLA for four seasons from 2004-07 after redshirting in 2003.
- ★ In 2007, was named to the first-team All-Pacific-10 conference team as the kick returner and named to SI.com's All-America Team as a kick returner.
- ★ Slater's three touchdowns in 2007 set new UCLA and Pac-10 records for kickoff return touchdowns in a season and a career.
- ★ He tied for the national lead with three touchdowns on kickoff returns in 2007.
- ★ His average of 29.0 is the highest in UCLA history among players with at least 20 kickoff returns in a season.
- ★ He appeared in all 13 games in 2006 and excelled on kick coverage.
- ★ As a reserve wide receiver in 2005, he saw action in two games.



PERSONAL

★ Matthew Wilson Slater was born the son of Jackie and Annie Slater on September 9, 1985.

★ Lettered in football for two seasons at Servite High School in Anaheim, Calif.

★ As a senior, he made 39 receptions for 707 yards and five touchdowns.

★ A standout performer in track, finishing second (tied) at the CIF State meet in the 100m (10.67) and fourth in the 200m (21.39).

★ His father is a former Los Angeles Ram and NFL Hall of Fame offensive lineman.

★ Has one brother, David.

★ Enjoys participating in Children Ministries with his Church in his spare time.

★ In November 2008, helped pass out Thanksgiving food baskets at Morgan Memorial Goodwill Industries in Boston.

★ Participated in the 2008 Salvation Army Holiday Party at Gillette Stadium with nearly 250 children from the Boston and Providence Salvation Army centers.

★ Was an honor roll student at UCLA and a political science major.

★ ★ ★ ★ ★ MATTHEW SLATER ★ ★ ★ ★ ★

Pos: WR Ht: 6-0 Wt: 200 lbs Year: 3rd Acq: D5-08 (153rd) College: UCLA Born: 9/9/85

REGULAR SEASON		RECEIVING						RUSHING						KICK RETURNS						PUNT RETURNS					
Year	Team	G/S	No	Yds	Avg	Lg	TD	No	Yds	Avg	Lg	TD	No	Yds	Avg	Lg	TD	No	FC	Yds	Avg	Lg	TD		
2008	Patriots	14/0	0	0	0.0	0	0	0	0	0.0	0	0	11	155	14.1	31	0	0	0	0.0	0	0	0		
2009	Patriots	14/0	0	0	0.0	0	0	1	6	6.0	6	0	11	269	24.5	35	0	0	0	0.0	0	0	0		
2010	Patriots	15/0	0	0	0.0	0	0	0	0	0.0	0	0	0	0	0.0	0	0	0	0	0.0	0	0	0		
Totals - 3 years		43/0	0	0	0.0	0	0	1	6	6.0	6	0	22	424	19.3	35	0	0	0	0.0	0	0	0		

Additional Statistics: Special Teams Tackles (41); 2008 (13); 2009 (7); 2010 (21).

POSTSEASON		RECEIVING						RUSHING						KICK RETURNS						PUNT RETURNS					
Year	Team	G/S	No	Yds	Avg	Lg	TD	No	Yds	Avg	Lg	TD	No	Yds	Avg	Lg	TD	No	FC	Yds	Avg	Lg	TD		
2009	Patriots	1/0	0	0	0.0	0	0	0	0	0.0	0	0	2	46	23.0	26	0	0	0	0.0	0	0	0		
Totals-1 year		1/0	0	0	0.0	0	0	0	0	0.0	0	0	2	46	23.0	26	0	0	0	0.0	0	0	0		

Additional Statistics: Special Teams Tackles (5); 2009 (1), 2010 (4)



**Brandon
TATE**

19

HT: 6-1 WT: 195

Born: 10/5/87 Exp. (NFL/Patriots): 2/2

GP/GS (Playoffs): 18/11 (0/0) Acq: D3a-09 (83rd)

College: North Carolina Hometown: Burlington, N.C.

★ ★ ★ WIDE RECEIVER ★ ★ ★

CAREER TRANSACTIONS

Brandon Tate was drafted by the New England Patriots in the third round (83rd overall) of the 2009 NFL Draft ... Signed by the Patriots (7/23/09) ... Placed on Injured reserve (11/14/09).

SEASONAL REVIEWS

2010 (16/10)

★ Led the Patriots with 1,555 all-purpose yards in 2010.

★ Ranked third in the AFC and sixth in the NFL with a 25.8 kickoff return average, having returned 41 kickoffs for 1057 yards.

★ Caught a 42-yard touchdown pass from Brian Hoyer and a 40-yard pass from Tom Brady against the Dolphins. Returned one kickoff 23 yards (1/2).

★ Carried the ball once for a gain of 12 yards and returned one kickoff 16 yards in a start against the Bills (12/26).

★ Made one five-yard reception and returned one kickoff 20 yards in a reserve role against the Packers (12/19).

★ Recorded two receptions for 40 yards, including a 28-yard catch from Tom Brady on third-and-16 in the fourth quarter against the Bears (12/12).

★ Caught a four-yard TD pass from Tom Brady in the second quarter against the Jets, finishing with one reception, one



EXTRA POINTS

★ Tate is the NCAA career leader in combined kick returns yards with 3,523 yards. He also is the ACC's all time leader in kickoff returns (109) and kickoff return yardage (2,688).

carry for six yards, and two kickoff returns for a total of 42 yards (12/6).

★ Started at wide receiver against the Lions, recording one 17-yard run and four kickoff returns for 69 yards (17.3 avg.) (11/25).

★ Saw time in a reserve role against the Colts and returned three kickoffs for 69 yards (11/21).

★ Had two receptions for 50 yards, including a 45-yard catch from Tom Brady, which set up a touchdown that gave the Patriots a 23-3 lead heading into the final quarter against the Steelers. Also returned three punts for 67 yards (22.3 avg.) in a start against Pittsburgh (11/14).

★ Started at wide receiver, catching one 12-yard pass and returning one kickoff 28 yards against the Browns (11/7).

★ Set a career-high with a 65-yard touchdown pass from



Tom Brady, the longest Patriots play from scrimmage in 2010 and his first NFL receiving touchdown. Also had a 32-yard reception in the second quarter, finishing with three catches for 103 yards against the Vikings, marking his first career 100-yard receiving game (10/31).

★ Caught one pass for three yards and returned two kickoffs for 45 yards in a start against the Chargers (10/24).

★ Had one carry for 22 yards on an end around against the Ravens (10/17), the longest run by a Patriots wide receiver since 2007, when Wes Welker had a 27-yard run at Cincinnati (10/1/07). Also had one kick return for 19 yards.

★ Returned the second half kickoff for a touchdown for the second time in 2010, scoring on a 103-yard return against the Dolphins (10/4). His return was second in team history only to 108-yard return by Ellis Hobbs at NY Jets on Sept. 7, 2007. Tate is the first Patriots player to return two kicks for a touchdown in a season since Kevin Faulk had two returned for a touchdown in 2002. He also caught four balls for 39 yards (9.8 avg.) in a start against Miami.

★ Made his first start of the season at wide receiver, recording two catches for 43 yards, one five-yard rush, and six kick returns for 141 yards (23.5 avg.) against Buffalo (9/26).

★ Returned five kickoffs for 123 yards (24.6 avg.) and caught one pass for 17 yards against the Jets (9/19).

★ Returned the second half kickoff 97 yards for his first NFL touchdown in the season opener against the Bengals (9/12). The return was the ninth longest kickoff return for a touchdown in Patriots history.

★ Played on kickoff returns, punt returns, and as a third wide receiver in the season opener, including four kickoff returns for 184 yards and four receptions for 36 yards (9/12).

2009 (2/1, 0/0)

★ Began his rookie campaign on the reserve/non-football list before being activated on Oct. 25.

★ Played in two games with one start and finished with four kickoff returns for 106 yards and one rushing attempt for 11 yards.

★ Saw action at wide receiver and as a kickoff returner in the two games.

★ Played in his first NFL game at Tampa Bay (10/25) in the Patriots 35-7 win in London's Wembley Stadium. Returned two kicks for 44 yards and had one rushing attempt for 11 yards.

★ Made his first NFL start vs. Miami (11/8) when the Patriots opened in a four-wide receiver set. Returned two kickoffs for 62 yards, including a 34-yard return in the second quarter.

★ Placed on injured reserve on Nov. 14.

COLLEGE

★ Holds the NCAA career record in combined kick and punt return yards with 3,523 yards.

★ Also holds the ACC career records for career kickoff returns (109) and kickoff return yardage (2,688).

★ Tate is one of only nine players in NCAA history to return a kickoff and a punt for a touchdown in the same game, (vs. Duke, 2006).

★ Holds the UNC single-season and career records for most kick returns for touchdowns.

★ Suffered a knee injury against Notre Dame as a senior in 2008 and missed the final seven games of the season.

PERSONAL

★ Brandon Tate was born October 5, 1987 to Lesley and Barry Tate, Sr.

★ Attended Cummings High School where he was a three-year starter in both football and basketball.

★ Had 66 receptions for 1,213 yards and 18 touchdowns in 15 games as a senior.

★ Also returned kicks and played defensive back.

★ Collected 22 catches for 496 yards and eight touchdowns as a junior.

★ Helped lead Cummings to the state finals in 2003 and the semifinals in 2004.

★ Played guard on the basketball team and helped lead Cummings to a state title as a junior.

★ His brother, Barry, plays football at Lenoir-Rhyne College.

★ Majored in communications at North Carolina.

★ ★ ★ ★ ★ BRANDON TATE ★ ★ ★ ★ ★

Pos: WR Ht: 6-1 Wt: 195 lbs Year: 2nd Acq: D3a-09 (83rd) College: North Carolina Born: 10/5/87

REGULAR SEASON			RECEIVING					RUSHING					KICK RETURNS					PUNT RETURNS					
Year	Team	G/S	No	Yds	Avg	Lg	TD	No	Yds	Avg	Lg	TD	No	Yds	Avg	Lg	TD	No	FC	Yds	Avg	Lg	TD
2009	Patriots	2/1	0	0	0.0	0	0	1	11	11.0	11	0	4	106	26.5	34	0	0	0	0.0	0	0	0
2010	Patriots	16/10	24	432	18.0	65t	3	5	62	12.4	22	0	41	1,057	25.8	103t	2	1	0	4	4.0	4	0
Totals - 2 years		18/11	24	432	18.0	65t	3	6	73	12.2	22	0	45	1,163	25.8	103t	2	1	0	4	4.0	4	0

Tate spent the 2009 Postseason on injured reserve.





**Fred
TAYLOR**

21

HT: 6-1 WT: 228

Born: 1/27/76 Exp. (NFL/Patriots): 13/2

GP/GS (Playoffs): 153/137 (8/7) Acq: FA (JAX)-09

College: Florida Hometown: Belle Glade, Fla.

PRO BOWLS:

★ ★ ★ **RUNNING BACK** ★ ★ ★



CAREER TRANSACTIONS

Fred Taylor was signed by the Patriots as a free agent on Feb. 27, 2009 ... Originally selected by the Jacksonville Jaguars in the first round (ninth overall) of the 1998 NFL Draft ... Signed by the Jaguars (7/6/98) ... Re-signed by the Jaguars (3/23/03) ... Re-signed by the Jaguars (3/1/07) ... Placed on injured reserve with a thumb injury (12/11/08) ... Released by the Jaguars (2/16/09).

CAREER HIGHLIGHTS

- ★ Taylor joined the Patriots in 2009 after spending his first 11 NFL seasons with the Jacksonville Jaguars (1998-2008).
- ★ Taylor entered 2010 having totaled 11,540 career rushing yards, placing him 15th on the NFL's all-time career rushing list and second among all active players.
- ★ Taylor is the Jaguars' all-time leader in rushing yards (11,271), yards from scrimmage (13,632), rushing touchdowns (62), overall touchdowns (70) and 100-yard rushing games (48).
- ★ Taylor has recorded seven seasons with 1,000 or more rushing yards, tying the tenth-highest total in NFL history.
- ★ Taylor earned his first career Pro Bowl nod in 2007, leading the Jaguars with 1,202 rushing yards and finishing the year with five straight 100-yard rushing games.
- ★ Taylor became the 21st player in NFL history to reach 10,000 career rushing yards, accomplishing the feat on Nov. 11, 2007 at Tennessee.
- ★ After missing 14 games with a groin injury in 2001, he put together a three-year run (2002-04) during which he averaged more than 1,700 yards from scrimmage per year.
- ★ Taylor rushed for 100 yards in nine consecutive games in 2000, tied with Walter Payton for the third-longest streak in NFL history behind Barry Sanders (14), Marcus Allen (11), and Chris Johnson (11).
- ★ In 1999, Taylor was solid in the playoffs, breaking the 100-yard rushing mark in both of Jacksonville's postseason games and recording the longest run in NFL playoff history – a 90-yard touchdown against Miami on Jan. 15, 2000.
- ★ As a rookie in 1998, Taylor recorded 14 rushing touchdowns and 17 overall touchdowns, with both figures still standing as career highs and Jaguars team records. Taylor also led all NFL rookies with 1,223 rushing yards and 1,644 yards from scrimmage.

SEASONAL REVIEWS

2010 (7/0)

- ★ Rushed 10 times for 35 yards against the Dolphins (1/2).
- ★ Saw time late in the game against the Bills, carrying the ball one time for a loss of three yards (12/26).
- ★ Was inactive against the Packers (12/19).
- ★ Played late in the game, registering three carries for 16 yards against the Bears (12/12).
- ★ Saw time late in the fourth quarter, carrying the ball four times for nine yards against the Jets (12/6), his first game action after returning from injury.



EXTRA POINTS

- ★ In 1998, Fred and Patriots teammate Randy Moss both scored 17 touchdowns as rookies, each tying the third highest total by a rookie in NFL history.
- ★ In March of 2010, he was inducted into the Palm Beach County Sports Hall of Fame. Taylor starred at Glades Central High School in the early 1990s and was the county's 1993 Lou Groza Award Player of the Year recipient as well as the state's Class 3A player of the year.
- ★ In April of 2010, he was inducted into the University of Florida Hall of Fame.

- ★ Was active but did not play against the Lions (11/25).
- ★ Was inactive due to injury against Miami (10/4), Baltimore (10/17), San Diego (10/24), Minnesota (10/31), Cleveland (11/7), Pittsburgh (11/14) and Indianapolis (11/21).
- ★ Had 16 yards on six carries against the Bills (9/26).
- ★ Recorded 11 yards on five carries against the Jets (9/19).
- ★ Rushed 14 times for 71 yards in the Bengals game (9/12), including a 24-yard run in the first quarter - the longest of his Patriots career.

2009 (6/1, 1/0)

- ★ Played in six games with one start at running back while making 63 carries for 269 yards with four rushing touchdowns and collecting two receptions for 17 yards.
- ★ Missed 10 games due to an injury that occurred in the victory vs. Baltimore (10/4).
- ★ Returned to action vs. Jacksonville (12/27) as the Patriots beat the Jaguars 35-7 to claim the AFC East title.
- ★ Made his Patriots debut vs. Buffalo (9/14) in the season-opener and scored on a 1-yard run in the second quarter.
- ★ Registered his 49th career 100-yard game and first as a member of the Patriots vs. Atlanta (9/27) with 105 yards on 21 carries for a 5.0-yard average. With a 19-yard run in the second quarter, moved past John Riggins (11,352) into 15th place on the NFL's all-time rushing list.
- ★ Tallied his ninth career multi-touchdown game in the regular-season finale at Houston (1/3), when he scored on a 4-yard run in the first quarter and an 11-yard run in the fourth quarter.

2008 (13/13 – Jacksonville)

- ★ Played in 13 games and had 556 yards on 143 carries.
- ★ Placed on injured reserve with a thumb injury (12/12).
- ★ Jaguars team captain for the second consecutive season.



on only seven carries (15.9 avg.) against Oakland (12/23).

★ Led team with 47 yards in AFC Divisional Playoff Game against the Patriots (1/12) and topped Jimmy Smith (647) for the team record with 682 career postseason yards from scrimmage.

2006 (15/15 – Jacksonville)

★ Started 15 games and finished with a team-high 231 carries for 1,146 yards and five touchdowns.

★ Posted then career-high 5.0-yards per carry average and had four games with 100-plus yards in addition to 23 receptions for 242 yards and one touchdown.

★ Teamed with Maurice Jones-Drew (166-941-13 TDs) for the most rushing yards by a duo in team history with 2,087.

★ Jaguars came within 59 yards of becoming only the fifth team in NFL history to have two 1,000-yard rushers in a season.

2005 (11/11, 1/1 – Jacksonville)

★ Started and played in 11 games and was inactive for five games due to injuries.

★ Led team with 787 yards on 194 carries and tied for third with three rushing touchdowns and registered 13 receptions for 83 yards.

★ Rushed for 100-plus yards in three games.

★ Surpassed 8,000-yard rushing mark in his career.

2004 (14/14 – Jacksonville)

★ Started and played in 14 games.

★ Ended a streak of 46 consecutive starts — which was the third longest active streak in the NFL for running backs at the time — after injuring his left knee in Week 15.

★ Rushed for team-high 1,224 yards on 260 carries.

★ Ranked seventh in the AFC and 10th in the NFL in rushing yards and sixth in the AFC and ninth in the NFL in total yards from scrimmage with 1,569 yards (1,224 rushing, 345 yards receiving).

★ Caught 36 passes for 345 yards and one touchdown.

★ Went over 7,500 yards rushing for his career and finished the season 552 yards shy of

★ Became the 18th NFL player to surpass 11,000 yards against Detroit (11/9).

★ Surpassed 13,000 yards from scrimmage in the season opener against Tennessee (9/7).

★ Recorded his first 100-yard rushing game of the season at Indianapolis (9/21), finishing with 121 yards on 26 carries (4.7 avg.).

★ Led the team with 18 carries for 80 yards against Detroit (11/9).

★ Led the team with 67 rushing yards on nine carries with one touchdown against Houston (12/1).

★ Scored his 70th career touchdown in the fourth quarter to surpass Jimmy Smith (69) for the Jaguars franchise record.

★ Rushed 13 times for 53 yards against Chicago (12/7) and moved into 16th place in NFL history with 11,271 rushing yards, surpassing O.J. Simpson (11,236) and Corey Dillon (11,241).

2007 (15/15, 2/2 – Jacksonville)

★ Started 15 games as team captain and led team in rushing with 223 carries for 1,202 yards and five touchdowns.

★ Finished with five 100-yard games and was only player in the NFL to record five straight 100-plus-yard rushing games.

★ Earned first Pro Bowl trip of his career and was named to second-team Associated Press All-Pro Team.

★ Became the 21st player in NFL history to reach 10,000 career rushing yards and set the franchise's career record for yards from scrimmage and all-purpose yards.

★ Ranked fifth in the AFC in rushing yards and led the AFC with a career-best 5.4 average per rush.

★ Tied for first in NFL with career-high four rushes of 50-plus yards and finished with two of the four longest rushes in the NFL.

★ Set a Jaguars' team record with 80-yard touchdown run against Carolina (12/9).

★ Ranked second in the NFL with 36 rushes of 10-plus yards and tied for fourth with eight rushes of 20-plus yards.

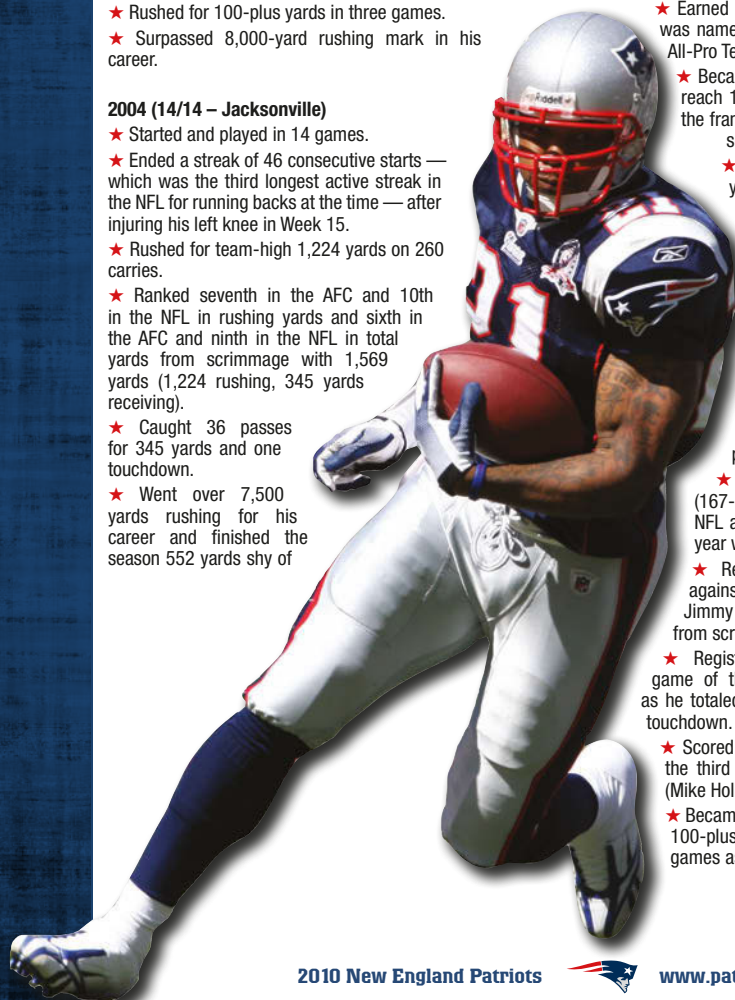
★ Teamed with Maurice Jones-Drew (167-768, 9 TDs) to rank second in the NFL as a duo for the second consecutive year with 1,970 rushing yards.

★ Recorded 20 carries for 85 yards against San Diego (11/18) and surpassed Jimmy Smith (12,285) for most career yards from scrimmage in team history.

★ Registered his first 100-yard rushing game of the season against Buffalo (11/25) as he totaled 104 yards on 14 carries with one touchdown.

★ Scored on a 50-yard run and became only the third Jaguar to reach 400 career points (Mike Hollis, Jimmy Smith).

★ Became only player in NFL in 2007 to record 100-plus rushing yards in five consecutive games as he finished with 111 rushing yards



★ ★ ★ ★ HIGHEST CAREER RUSHING AVERAGE IN 10,000-YARD CLUB ★ ★ ★ ★

Player	Team(s)	Year(s)	Avg	G	Att	Yds	TD
Jim Brown	CLE	1957-1965	5.22	118	2,359	12,312	106
Barry Sanders	DET	1989-1998	4.99	153	3,062	15,269	99
Tiki Barber	NYG	1997-2006	4.71	154	2,217	10,449	55
O.J. Simpson	BUF/SF	1969-1979	4.67	135	2,404	11,236	61
Fred Taylor	JAX, NE	1998-2010	4.62	151	2,523	11,663	66
Eric Dickerson	LA(N)/IND/LA(A)/ATL	1983-1993	4.43	146	2,996	13,259	90
Walter Payton	CHI	1975-1987	4.36	190	3,838	16,726	110
LaDainian Tomlinson	SD	2001-2010	4.33	156	3,099	13,404	144
Tony Dorsett	DAL/DEN	1977-1988	4.34	173	2,936	12,739	77
Marshall Faulk	IND/STL	1994-2005	4.33	176	2,836	12,279	100

10,000 all-purpose yards.

★ For the fifth time in seven seasons went over 1,000 yards (1998, 2000, 2002, 2003 and 2004).

2003 (16/16 – Jacksonville)

★ Started and played in all 16 games for the second consecutive season and rushed for 1,572 yards on 345 carries, both team-records.

★ Ranked fourth in the AFC and sixth in the NFL in yards rushing and fourth in the AFC and sixth in the NFL in total yards from scrimmage with 1,942 yards (1,572 rushing, 370 yards receiving).

★ Had second-most receptions in career with 48 for 370 yards and one touchdown.

★ Rushed for over 100 yards in seven games and in six of the final eight games of the season.

2002 (16/16 – Jacksonville)

★ Started and played in all 16 games for first time in career.

★ Finished season with team-leading 1,314 yards rushing, the third-highest total in team history.

★ Also totaled 1,722 total yards from scrimmage, setting a then team single-season record.

★ Rushed 287 times for 4.6-yard average and eight touchdowns.

★ Set career high with 49 receptions (second on team) for 408 yards (8.3 average, 72 long).

★ Ranked seventh in the AFC in rushing and ninth in AFC in yards from scrimmage.

★ His 4.6-yard average per carry ranked fifth among AFC backs.

2001 (2/2 – Jacksonville)

★ Played in the first two games of the season before missing the next 14 games of the season with a groin injury.

★ Had 30 rushes for 116 yards (3.9 average) and caught two passes for 13 yards.

2000 (13/13 – Jacksonville)

★ Finished season with 1,399 yards rushing (fifth in AFC and sixth in NFL) despite missing three games.

★ His 4.8-yard average per carry ranked third among AFC backs, and his 14 touchdowns tied for fifth in AFC.

★ His 292 carries established a then team record and scored 14 touchdowns (12 rushing, two receiving), the second-highest total in Jaguars history.

★ Also had 36 receptions for 240 yards (19 long).

★ Scored touchdowns in the final seven games of the season.

1999 (10/9, 2/2 – Jacksonville)

★ Started nine of 10 games played, missing six with a hamstring injury.

★ Ranked second on team with 732 yards on 159 carries (4.6-yard average, 52 long) and six touchdowns.

★ Played in two postseason games, turning in two 100-yard games and finishing with 245 yards on 37 carries and one touchdown, as well as three receptions for 55 yards with one touchdown.

★ Had three 100-yard games during the regular season, in addition to two in the playoffs.

1998 (15/12, 2/2 – Jacksonville)

★ As a rookie, had at the time the best season by a running back in Jaguars history, setting 29 team records.

★ Rushed 264 times for 1,223 yards (4.6-yard average) and 14 touchdowns and caught 44 passes for 421 yards and three touchdowns.

★ Led all NFL rookies with 1,223 rushing yards and 1,644 total yards.

★ Finished rookie campaign as the sixth-leading rusher in AFC and 10th in NFL.

★ Posted six 100-yard rushing games, then a team record, the most by an NFL rookie since 1995 (Curtis Martin, nine).

★ Scored 17 total touchdowns (tied for second in NFL) and 14 rushing touchdowns, team single-season records.

★ Tied for the second-most TDs in the NFL behind Terrell Davis (23).

★ Only player in NFL with more than 1,200 yards rushing, 12 rushing TDs, a 4.5-yard average per carry, 40 or more receptions and 1,600 yards total offense.

★ ★ TAYLOR'S SINGLE GAME CAREER HIGHS ★ ★

Regular Season

Rushing

Attempts:	37	at N.Y. Jets (9/25/05)
Yards:	234	at Pittsburgh (11/19/00)
Long:	80t	vs. Carolina (12/9/07)

Receiving

Receptions:	9	vs. Baltimore (9/20/98)
Yards:	95	vs. N.Y. Jets (9/29/02)
Long:	78t	at Baltimore (11/1/98)

Touchdowns

Total:	4	at Pittsburgh (11/19/00)
Rushing:	3	Three times, Most Recent vs. Cleveland (12/3/00)
Receiving:	1	Eight Times, Most Recent at Kansas City (12/31/06)



- ★ His 4.6-yard rushing average was fifth in NFL.
- ★ Finished third in voting for Rookie of the Year by Associated Press.
- ★ Named NFL Offensive Rookie of the Month in both September and December, becoming the first player to win the award twice, and was named NFL Player of the Week for his Nov. 15 performance vs. Tampa Bay.
- ★ His rushing total of 162 yards against the Patriots (1/3) ranked third in NFL postseason history for a rookie.
- ★ Named NFL Offensive Player of the Week for the Wild Card weekend, becoming the first rookie to win the award.

COLLEGE

- ★ Played four seasons at Florida (1994-97) and ranked fourth on school's all-time rushing list with 3,075 yards.
- ★ Carried 537 times for a 5.7-yard average and 31 touchdowns.
- ★ Played in three bowl games in four years and the Gators were 14-0 when he rushed for 100 yards.
- ★ Third-team All-America selection by Associated Press and *The Sporting News* as a senior in 1997, when he was a consensus All-Southeastern Conference first-team pick and team captain.
- ★ Team's leading rusher with 1,292 yards on 214 carries (6.0-yard average) and 13 touchdowns.
- ★ Ranked second in conference and 12th in nation, averaging 117.5 yards per game.
- ★ As a junior in 1996, appeared in nine games with two starts.
- ★ Rushed for 629 yards and five touchdowns on 104 carries (6.0-yard average) and caught eight passes for 120

yards (15.0 average).

- ★ Played in six games as a sophomore, rushing for 281 yards and five TDs on 48 carries (5.9 average).
- ★ Named team's Most Outstanding Running Back as a true freshman in 1994, while carrying the ball 171 times for 873 yards (5.1-yard average) and eight touchdowns.

PERSONAL

- ★ Frederick Antwon Taylor was born on Jan. 27, 1976.
- ★ Was a *Parade*, *USA Today* and *Blue Chip Illustrated* All-America selection at Glades Central High in his native Belle Glade, Fla.
- ★ Also named Florida "Super Senior," as well as all-state and Class 3A Player of the Year and finished second in the voting for Florida's "Mr. Football" accolades in 1993.
- ★ Rushed 150 times for 1,545 yards (10.3 average), scoring 20 touchdowns as a senior.
- ★ Served as Jaguars team spokesperson for holiday food distribution program, Operation Blessing.
- ★ Serves as the spokesman for the Leukemia Society of America and Lymphoma Society of America.
- ★ Serves as spokesman for the Glades Asthma Project, aimed at improving the functioning of children living with asthma in his hometown of Belle Glade, Fla. ... Appeared in posters with an asthma education message designed to promote community awareness and asthma screenings in schools, and to assist parents with home assessments.
- ★ Fred and his wife Andrea have five children – a daughter, Nataajah and sons Inari, Kelvin, Austin and Braylon.
- ★ Majored in sociology.

★ ★ ★ ★ ★ FRED TAYLOR ★ ★ ★ ★ ★

Pos: RB Ht: 6-1 Wt: 228 Year: 13th Acq: FA-09 College: Florida Born: 1/27/76

REGULAR SEASON			RUSHING					RECEIVING					KICK RETURNS					PUNT RETURNS					
Year	Team	G/S	No	Yds	Avg	Lg	TD	No	Yds	Avg	Lg	TD	No	Yds	Avg	Lg	TD	No	FC	Yds	Avg	Lg	TD
1998	Jaguars	15/12	264	1223	4.6	77	14	44	421	9.6	78	3	0	0	0.0	0	0	0	0	0.0	0	0	0
1999	Jaguars	10/9	159	732	4.6	52	6	10	83	8.3	41	0	0	0	0.0	0	0	0	0	0.0	0	0	0
2000	Jaguars	13/13	292	1399	4.8	71	12	36	240	6.7	19	2	0	0	0.0	0	0	0	0	0.0	0	0	0
2001	Jaguars	2/2	30	116	3.9	24	0	2	13	6.5	11	0	0	0	0.0	0	0	0	0	0.0	0	0	0
2002	Jaguars	16/16	287	1314	4.6	63	8	49	408	8.3	72	0	0	0	0.0	0	0	0	0	0.0	0	0	0
2003	Jaguars	16/16	345	1572	4.6	62	6	48	370	7.7	60	1	0	0	0.0	0	0	0	0	0.0	0	0	0
2004	Jaguars	14/14	260	1224	4.7	46	2	36	345	9.6	64	1	0	0	0.0	0	0	0	0	0.0	0	0	0
2005	Jaguars	11/11	194	787	4.1	71	3	13	83	6.4	13	0	0	0	0.0	0	0	0	0	0.0	0	0	0
2006	Jaguars	15/15	231	1146	5	76	5	23	242	10.5	36	1	0	0	0.0	0	0	0	0	0.0	0	0	0
2007	Jaguars	15/15	223	1202	5.4	80	5	9	58	6.4	18	0	0	0	0.0	0	0	0	0	0.0	0	0	0
2008	Jaguars	13/13	143	556	3.9	34	1	16	98	6.1	17	0	0	0	0.0	0	0	0	0	0.0	0	0	0
2009	Patriots	6/1	63	269	4.3	19	4	2	17	8.5	4	0	0	0	0.0	0	0	0	0	0.0	0	0	0
2010	Patriots	7/0	43	155	3.6	24	0	2	6	3.0	7	0	0	0	0.0	0	0	0	0	0.0	0	0	0
Totals-13 years		153/137	2,534	11,695	4.6	80	66	290	2,384	8.2	78	8	0	0	0.0	0	0	0	0	0.0	0	0	0
POSTSEASON			RUSHING					RECEIVING					KICK RETURNS					PUNT RETURNS					
Year	Team	G/S	No	Yds	Avg	Lg	TD	No	Yds	Avg	Lg	TD	No	Yds	Avg	Lg	TD	No	FC	Yds	Avg	Lg	TD
1998	Jaguars	2/2	53	248	4.7	46	1	0	0	0.0	0	0	0	0	0.0	0	0	0	0	0.0	0	0	0
1999	Jaguars	2/2	37	245	6.6	90	2	3	55	18.3	39	1	0	0	0.0	0	0	0	0	0.0	0	0	0
2005	Jaguars	1/1	8	24	3.0	7	0	3	13	4.3	12	0	0	0	0.0	0	0	0	0	0.0	0	0	0
2007	Jaguars	2/2	29	95	3.3	15	1	1	2	2.0	2	0	0	0	0.0	0	0	0	0	0.0	0	0	0
2009	Patriots	1/0	2	1	0.5	2	0	0	0	0.0	0	0	0	0	0.0	0	0	0	0	0.0	0	0	0
Totals-5 years		8/7	129	613	4.8	90	4	7	70	10.0	39	1	0	0	0.0	0	0	0	0	0.0	0	0	0

★ ★ ★ ★ TAYLOR'S CAREER GAME-BY-GAME ★ ★ ★ ★ ★

	Opponent	P/S	Rushing					Receiving				
			No	Yds	Avg	Lg	TD	No	Yds	Avg	Lg	TD
09/06	at Chicago	p	1	2	2.0	2	0	0	0	0.0	0	0
09/13	Kansas City	p	6	44	7.3	20	0	0	0	0.0	0	0
09/20	Baltimore	p	23	128	5.6	52t	1	9	85	9.4	41	0
09/27	at Tennessee	s	25	116	4.6	49	1	2	-7	-3.5	-2	0
10/12	Miami	s	12	89	7.4	77t	2	1	2	2.0	2	0
10/18	at Buffalo		Inactive					Inactive				
10/25	at Denver	s	6	27	4.5	25	0	5	50	10.0	17	1
11/01	at Baltimore	s	22	87	4.0	13	1	1	78	78.0	78t	1
11/08	Cincinnati	s	27	118	4.4	17	1	1	23	23.0	23	0
11/15	Tampa Bay	s	20	128	6.4	70t	3	5	68	13.6	30	0
11/22	at Pittsburgh	s	20	67	3.4	15	1	4	21	5.3	12	0
11/29	at Cincinnati	s	6	16	2.7	5	0	0	0	0.0	0	0
12/06	Detroit	s	32	183	5.7	31	2	3	23	7.7	12	0
12/13	Tennessee	s	20	42	2.1	18	1	7	32	4.6	11	0
12/20	at Minnesota	s	23	105	4.6	23	0	4	25	6.3	13	0
12/28	Pittsburgh	s	21	71	3.4	15	1	2	21	10.5	12	1

1998 Totals 15/12 264 1223 4.6 77t 14 44 421 9.6 78t 3

01/03	New England	s	33	162	4.9	46	1	0	0	0.0	0	0
01/10	at N.Y. Jets	s	20	86	4.3	29	0	0	0	0.0	0	0

1998 Postseason 2/2 53 248 4.7 46 1 0 0 0.0 0 0

	Opponent	P/S	Rushing					Receiving				
			No	Yds	Avg	Lg	TD	No	Yds	Avg	Lg	TD
09/12	San Francisco	s	24	74	3.1	18	0	2	-7	-3.5	1	0
09/19	at Carolina	s	5	27	5.4	12	0	0	0	0.0	0	0
09/26	Tennessee		Inactive					Inactive				
10/03	at Pittsburgh	s	8	28	3.5	12	0	0	0	0.0	0	0
10/11	at N.Y. Jets		Inactive					Inactive				
10/17	Cleveland		Inactive					Inactive				
10/31	at Cincinnati	s	15	128	8.5	52	1	1	3	3.0	3	0
11/07	at Atlanta	s	27	124	4.6	23	0	2	54	27.0	41	0
11/14	Baltimore	s	7	12	1.7	11	0	1	3	3.0	3	0
11/21	New Orleans		Inactive					Inactive				
11/28	at Baltimore		Inactive					Inactive				
12/02	Pittsburgh		Inactive					Inactive				
12/13	Denver	p	9	74	8.2	38t	1	0	0	0.0	0	0
12/19	at Cleveland	s	26	136	5.2	41t	1	2	13	6.5	7	0
12/26	Tennessee	s	16	44	2.8	19	1	1	18	18.0	18	0
01/02	Cincinnati	s	22	85	3.9	17	2	1	-1	-1.0	-1	0

1999 Totals 10/9 159 732 4.6 52 6 10 83 8.3 41 0

01/15	Miami	s	18	135	7.5	90t	1	1	39	39.0	39t	1
01/23	Tennessee	s	19	110	5.8	31	0	2	16	8.0	9	0

1999 Postseason 2/2 37 245 6.6 90t 1 3 55 18.3 39t 1

	Opponent	P/S	Rushing					Receiving				
			No	Yds	Avg	Lg	TD	No	Yds	Avg	Lg	TD
09/03	at Cleveland		Inactive					Inactive				
09/10	at Baltimore		Inactive					Inactive				
09/17	Cincinnati		Inactive					Inactive				
09/25	at Indianapolis	s	14	57	4.1	12	0	0	0	0.0	0	0
10/01	Pittsburgh	s	15	24	1.6	13	0	4	14	3.5	11	0
10/08	Baltimore	s	17	54	3.2	13	1	7	45	6.4	15	0
10/16	at Tennessee	s	20	112	5.6	71	0	2	27	13.5	19	0
10/22	Washington	s	22	124	5.6	21	0	4	33	8.3	13	0
10/29	at Dallas	s	31	107	3.5	14	0	2	9	4.5	5	0
11/12	Seattle	s	21	103	4.9	19	1	5	34	6.8	15	0
11/19	at Pittsburgh	s	30	234	7.8	34	3	3	14	4.7	16t	1
11/26	Tennessee	s	24	104	4.3	16	0	4	22	5.5	10t	1
12/03	Cleveland	s	30	181	6.0	28	3	1	6	6.0	6	0
12/10	Arizona	s	23	137	6.0	24	2	1	14	14.0	14	0
12/17	at Cincinnati	s	32	110	3.4	15	1	2	13	6.5	8	0
12/23	at N.Y. Giants	s	13	52	4.0	44t	1	1	9	9.0	9	0

2000 Totals 13/13 292 1399 4.8 71 12 36 240 6.7 19 2

	Opponent	P/S	Rushing					Receiving				
			No	Yds	Avg	Lg	TD	No	Yds	Avg	Lg	TD
09/09	Pittsburgh	s	24	96	4.0	24	0	1	2	2.0	2	0
09/23	Tennessee	s	6	20	3.3	9	0	1	11	11.0	11	0
09/30	Cleveland		Inactive					Inactive				
10/07	at Seattle		Inactive					Inactive				
10/18	Buffalo		Inactive					Inactive				
10/28	at Baltimore		Inactive					Inactive				

11/04	at Tennessee		Inactive					Inactive				
11/11	Cincinnati		Inactive					Inactive				
11/18	at Pittsburgh		Inactive					Inactive				
11/25	Baltimore		Inactive					Inactive				
12/03	Green Bay		Inactive					Inactive				
12/09	at Cincinnati		Inactive					Inactive				
12/16	at Cleveland		Inactive					Inactive				
12/23	at Minnesota		Inactive					Inactive				
12/30	Kansas City		Inactive					Inactive				
01/06	at Chicago		Inactive					Inactive				

2001 Totals 2/2 30 116 3.9 24 0 2 13 6.5 11 0

	Opponent	P/S	Rushing					Receiving				
			No	Yds	Avg	Lg	TD	No	Yds	Avg	Lg	TD
09/08	Indianapolis	s	24	83	3.5	12	1	4	35	8.8	13	0
09/15	at Kansas City	s	20	114	5.7	63t	1	6	45	7.5	14	0
09/29	N.Y. Jets	s	21	142	6.8	25	1	3	95	31.7	72	0
10/06	Philadelphia	s	21	48	2.3	10	0	2	15	7.5	8	0
10/13	at Tennessee	s	19	59	3.1	19	0	1	5	5.0	5	0
10/20	at Baltimore	s	25	151	6.0	30	1	8	46	5.8	16	0
10/27	Houston	s	25	84	3.4	16	0	3	22	7.3	9	0
11/03	at N.Y. Giants	s	6	9	1.5	7	0	1	0	0.0	0	0
11/10	Washington	s	21	82	3.9	14	1	7	27	3.9	8	0
11/17	at Houston	s	13	56	4.3	18	0	0	0	0.0	0	0
11/24	at Dallas	s	20	100	5.0	13	0	3	29	9.7	14	0
12/01	Pittsburgh	s	13	80	6.2	18t	1	2	13	6.5	17	0
12/08	Cleveland	s	23	145	6.3	44t	1	2	12	6.0	11	0
12/15	at Cincinnati	s	18	71	3.9	12	0	4	43	10.8	20	0
12/22	Tennessee	s	3	17	5.7	6	0	2	7	3.5	5	0
12/29	at Indianapolis	s	15	73	4.9	12	1	1	14	14.0	14	0

2002 Totals 16/16 287 1314 4.6 63t 8 49 408 8.3 72 0

	Opponent	P/S	Rushing					Receiving				
			No	Yds	Avg	Lg	TD	No	Yds	Avg	Lg	TD
09/07	at Carolina	s	22	71	3.2	11	0	5	51	10.2	18	0
09/14	Buffalo	s	14	71	5.1	28	0	5	10	2.0	10	0
09/21	at Indianapolis	s	17	126	7.4	42	0	3	11	3.7	5	0
09/28	at Houston	s	19	67	3.5	16	1	4	27	6.8	11	0
10/05	San Diego	s	27	87	3.2	12	1	3	77	25.7	60t	1
10/12	Miami	s	16	35	2.2	6	0	8	64	8.0	17	0
10/26	Tennessee	s	9	48	5.3	15	0	4	21	5.3	8	0
11/02	at Baltimore	s	22	78	3.5	15	0	6	30	5.0	8	0
11/09	Indianapolis	s	28	152	5.4	32t	2	0	0	0.0	0	0
11/16	at Tennessee	s	14	65	4.6	16	0	0	0	0.0	0	0
11/23	at N.Y. Jets	s	32	119	3.7	13	0	0	0	0.0	0	0
11/30	Tampa Bay	s	29	118	4.1	25	0	3	12	4.0	4	0
12/07	Houston	s	24	163	6.8	62	1	0	0	0.0	0	0
12/14	at New England	s	16	57	3.6	10	0	4	32	8.0	13	0
12/21	New Orleans	s	34	194	5.7	27	1	2	31	15.5	23	0
12/28	at Atlanta	s	22	121	5.5	15	0	1	4	4.0	4	0

2003 Totals 16/16 345 1572 4.6 62 6 48 370 7.7 60t 1

2004	Opponent	P/S	No	Yds	Avg	Lg	TD	No	Yds	Avg	Lg	TD	
09/12	at Buffalo	S	17	61	3.6	12	0	0	0	0.0	0	0	
09/19	Denver	S	16	54	3.4	10	0	0	0	0.0	0	0	
09/26	at Tennessee	S	17	81	4.8	25	1	1	11	11.0	11	0	
10/03	Indianapolis	S	21	68	3.2	17	0	3	31	10.3	15	0	
10/10	at San Diego	S	11	64	5.8	18	0	7	44	6.3	14	0	
10/17	Kansas City	S	19	66	3.5	14	0	3	71	23.7	64t	1	
10/24	at Indianapolis	S	20	107	5.4	29	0	5	67	13.4	31	0	
10/31	at Houston	S	3	9	3.0	5	0	1	10	10.0	10	0	
11/14	Detroit	S	23	144	6.3	42	0	3	21	7.0	11	0	
11/21	at Tennessee	S	21	103	4.9	24	0	3	20	6.7	11	0	
11/28	at Minnesota	S	22	147	6.7	31	0	1	13	13.0	13	0	
12/05	Pittsburgh	S	27	76	2.8	18	0	5	34	6.8	11	0	
12/12	at Chicago	S	21	79	3.8	20	0	4	23	5.8	11	0	
12/19	in Green Bay	S	22	165	7.5	46	1	0	0	0.0	0	0	
12/26	at Houston		Inactive					Inactive					
01/02	at Oakland		Inactive					Inactive					
2004 Totals			1414	260	1224	4.7	46	2	36	345	9.6	64t	1

★ ★ ★ ★ ★ TAYLOR'S CAREER GAME-BY-GAME (CONT.) ★ ★ ★ ★ ★

2005	Opponent	P/S	Rushing					Receiving					
			No	Yds	Avg	Lg	TD	No	Yds	Avg	Lg	TD	
09/11	Seattle	S	20	76	3.8	9	0	2	14	7.0	9	0	
09/18	at Indianapolis	S	16	81	5.1	18	0	3	18	6.0	11	0	
09/25	N.Y. Jets	S	37	98	2.6	14	1	0	0	0.0	0	0	
10/02	Denver	S	8	14	1.8	5	0	1	13	13.0	13	0	
10/09	Cincinnati	S	24	132	5.5	17	0	0	0	0.0	0	0	
10/16	at Pittsburgh		Inactive					Inactive					
10/30	at St. Louis	S	22	165	7.5	71t	1	2	-1	-0.5	3	0	
11/06	Houston	S	12	48	4.0	14	0	2	15	7.5	12	0	
11/13	Baltimore		Inactive					Inactive					
11/20	Tennessee	S	6	-8	-1.3	2	0	0	0	0.0	0	0	
11/27	at Arizona		Inactive					Inactive					
12/04	at Cleveland		Inactive					Inactive					
12/11	Indianapolis	S	10	19	1.9	6	0	0	0	0.0	0	0	
12/18	San Francisco	S	17	61	3.6	8	0	2	13	6.5	9	0	
12/24	at Houston	S	22	101	4.6	18	1	1	11	11.0	11	0	
01/01	Tennessee		Inactive					Inactive					
2005 Totals			11/11	194	787	4.1	71t	3	13	83	6.4	13	0
01/07	at New England	S	8	24	3.0	7	0	3	13	4.3	12	0	
2005 Postseason			1/1	8	24	3.0	7	0	3	13	4.3	12	0

2006	Opponent	P/S	Rushing					Receiving					
			No	Yds	Avg	Lg	TD	No	Yds	Avg	Lg	TD	
09/10	Dallas	S	21	74	3.5	10	1	6	41	6.8	10	0	
09/18	Pittsburgh	S	22	92	4.2	25	0	3	29	9.7	20	0	
09/24	at Indianapolis	S	21	74	3.5	12	0	1	-1	-1.0	-1	0	
10/01	at Washington	S	7	16	2.3	6	0	1	7	7.0	7	0	
10/08	N.Y. Jets	S	21	111	5.3	14	1	32	32.0	32	0	0	
10/22	at Houston	S	16	84	5.3	32	0	1	19	19.0	19	0	
10/29	at Philadelphia	S	15	103	6.9	16	1	2	2	2.0	2	0	
11/05	Tennessee	S	13	79	6.1	18	0	0	0	0.0	0	0	
11/12	Houston	S	12	63	5.3	24	0	5	71	14.2	36	0	
11/20	N.Y. Giants	S	24	79	3.3	10	1	3	16	5.3	9	0	
11/26	at Buffalo	S	22	101	4.6	13	0	0	0	0.0	0	0	
12/03	at Miami	S	19	76	4.0	13	0	0	0	0.0	0	0	
12/10	Indianapolis	S	9	131	14.6	76	1	0	0	0.0	0	0	
12/17	Tennessee	S	2	37	18.5	35	0	0	0	0.0	0	0	
12/24	New England		Inactive					Inactive					
12/31	at Kansas City	S	7	26	3.7	9	0	1	26	26.0	26t	1	
2006 Totals			15/15	231	1146	5	76	5	23	242	10.5	36	1

	Opponent	P/S	Rushing					Receiving				
			No	Yds	Avg	Lg	TD	No	Yds	Avg	Lg	TD
2007												
09/09	Tennessee	S	6	16	2.7	17	0	0	0	0.0	0	0
09/16	Atlanta	S	16	56	3.5	29	0	1	11	11.0	11	0
09/23	at Denver	S	17	84	4.9	19	0	0	0	0.0	0	0
10/07	at Kansas City	S	16	51	3.2	11	0	1	9	9.0	9	0
10/14	Houston	S	6	90	15.0	76	0	1	-2	-2.0	-2	0
10/22	Indianapolis	S	11	55	5.0	17	0	1	-2	-2.0	-2	0
10/28	at Tampa Bay	S	24	68	2.8	12	0	0	0	0.0	0	0
11/04	at New Orleans	S	13	54	4.2	15	0	1	4	4.0	4	0

11/11	at Tennessee	S	16	45	2.8	15	1	0	0	0.0	0	0
11/18	San Diego	S	20	85	4.3	13	0	0	0	0.0	0	0
11/25	Buffalo	S	14	104	7.4	50t	1	2	14	7.0	9	0
12/02	at Indianapolis	S	14	104	7.4	29	0	0	0	0.0	0	0
12/09	Carolina	S	18	132	7.3	80t	1	2	24	12.0	18	0
12/16	at Pittsburgh	S	25	147	5.9	38	1	0	0	0.0	0	0
12/23	Oakland	S	7	111	15.9	62t	1	0	0	0.0	0	0
12/30	at Houston		Did Not Play					Did Not Play				

2007 Totals		15/15	223	1202	5.4	80t	5	9	58	6.4	18	0
01/05 at Pittsburgh	S	16	48	3.0	10	1	1	2	2.0	2	0	
01/12 at New England	S	13	47	3.6	15	0	0	0	0.0	0	0	
2007 Postseason		2/2	29	95	3.3	15	1	1	2	2.0	2	0

2007 Postseason			2/2	29	95	3.3	15	1	1	2	2.0	2	0
-----------------	--	--	-----	----	----	-----	----	---	---	---	-----	---	---

2008	Opponent	P/S	Rushing					Receiving					
			No	Yds	Avg	Lg	TD	No	Yds	Avg	Lg	TD	
09/07	at Tennessee	S	9	18	2.0	6	0	1	9	9.0	9	0	
09/14	Buffalo	S	14	49	3.5	13	0	1	5	5.0	5	0	
09/21	at Indianapolis	S	26	121	4.7	34	0	2	9	4.5	5	0	
09/28	Houston	S	10	25	2.5	9	0	3	21	7.0	12	0	
10/05	Pittsburgh	S	10	19	1.9	6	0	2	6	3.0	6	0	
10/12	at Denver	S	3	10	3.3	6	0	1	10	10.0	10	0	
10/26	Cleveland	S	8	24	3.0	5	0	0	0	0.0	0	0	
11/02	at Cincinnati	S	5	12	2.4	5	0	1	0	0.0	0	0	
11/09	at Detroit	S	18	80	4.4	23	0	1	17	17.0	17	0	
11/16	Tennessee	S	12	58	4.8	22	0	1	2	2.0	2	0	
11/23	Minnesota	S	6	20	3.3	13	0	1	7	7.0	7	0	
12/01	at Houston	S	9	67	7.4	24	1	1	6	6.0	6	0	
12/07	at Chicago	S	13	53	4.1	11	0	1	6	6.0	6	0	
12/14	Green Bay		Placed on IR					Placed on IR					
2008 Totals			13/13	143	556	3.9	34	1	16	98	6.1	17	0

2009	Opponent	P/S	Rushing					Receiving					
			No	Yds	Avg	Lg	TD	No	Yds	Avg	Lg	TD	
09/14	Buffalo	S	9	25	2.8	6	1	-	-	-	-	-	
09/20	at N.Y. Jets	p	8	46	5.8	13	0	-	-	-	-	-	
09/27	Atlanta	p	21	105	5.0	19	1	1	4	4.0	4	0	
10/04	Baltimore	p	7	25	3.6	8	0	1	13	13.0	13	0	
10/11	at Denver		Inactive					Inactive					
10/18	Tennessee		Inactive					Inactive					
10/25	at Tampa Bay		Inactive					Inactive					
11/08	Miami		Inactive					Inactive					
11/15	at Indianapolis		Inactive					Inactive					
11/22	N.Y. Jets		Inactive					Inactive					
11/30	at New Orleans		Inactive					Inactive					
12/06	at Miami		Inactive					Inactive					
12/13	Carolina		Inactive					Inactive					
12/20	at Buffalo		Inactive					Inactive					
12/27	at Jacksonville	p	11	35	3.2	8	0	-	-	-	-	-	
01/03	at Houston	p	7	33	4.7	12	2	-	-	-	-	-	
2009 Totals			6/1	63	269	4.3	19	4	2	17	8.5	13	0
01/10	Baltimore	p	2	1	0.5	2	0	-	-	-	-	-	
2009 Postseason			1/0	2	1	0.5	2	0	0	0	0.0	0	0



Sebastian VOLLMER

76

HT: 6-8 WT: 315

Born: 7/10/84 Exp. (NFL/Patriots): 2/2

GP/GS (Playoffs): 30/24 (1/1) Acq: D2d-09 (58th)

College: Houston Hometown: Kaarst, Germany

★ ★ ★ OFFENSIVE LINE ★ ★ ★

CAREER TRANSACTIONS

Sebastian Vollmer was drafted by the New England Patriots in the second round (58th overall) of the 2009 NFL Draft ... Signed by the Patriots (7/23/09).

SEASONAL REVIEWS

2010 (16/16)

- ★ Started at right tackle in all 16 games.
- ★ Part of an offensive line that helped BenJarvus Green-Ellis rush for 1,008 yards in 2010, becoming the first Patriots player to eclipse the 1,000-yard mark since Corey Dillon in 2004.
- ★ Helped the Patriots become the first team in 2010 to record over 100 rushing yards (103) against a stingy Steelers defense, including a 17-yard rush by BenJarvus Green-Ellis that was the longest run by any player against the Steelers this season. Also helped power Tom Brady to 350 passing yards.
- ★ Was part of an offensive line that helped BenJarvus Green-Ellis to a career-high 112 rushing yards and two touchdowns against the Vikings (10/31).
- ★ Played on an offensive line that helped power the Patriots rushers to 200 yards.

2009 (14/8, 1/1)

- ★ Played in 14 games, starting eight, with five starts at left tackle and three starts at right tackle while missing two games due to injury.
- ★ Started at left tackle in place of the injured Matt Light vs. Tennessee (10/18), at Tampa Bay (10/25), vs. Miami (11/8), at Indianapolis (11/15) and vs. the New York Jets (11/22).
- ★ Started at right tackle in the final three games of the season, at Buffalo (12/20), vs. Jacksonville (12/27) and at Houston (1/3).
- ★ Also utilized on special teams and as an eligible receiver as an extra blocker in short-yardage situations.
- ★ Made his first NFL start vs. Tennessee (10/18) in the Patriots 59-0 win at left tackle in place of the injured Matt Light.
- ★ Started at right tackle in the postseason game vs. Baltimore (1/10).

COLLEGE

- ★ Vollmer did not start playing football until he was 14 years old, but still helped his German prep school win two national championships.
- ★ U.S. college coaches lined up to sign Vollmer after he appeared in the 2004 Global Junior Championships in San Diego, but he spoke almost no English when he signed with Houston.
- ★ He started his college career as a 250-pound tight end



EXTRA POINTS

- ★ Played soccer and was a swimmer while growing up in Germany. He began playing football at the age of 14 for the Duesseldorf club team called the Duesseldorf Panther. That led to him playing for the national team and the European All-Star team that participated in the Global Junior Championships in San Diego, Calif., where he was recruited by the University of Houston.
- ★ While at Houston, Sebastian earned the nickname "Sea Bass".
- ★ Joined fellow linemen Stephen Neal and Dami-one Lewis to kick off the "Read Between the Lines" summer reading blitz at the Ahearn Middle School in Foxborough, Mass.


before growing into a first-team All-Conference USA left tackle as a senior.

- ★ Five years removed from moving to this country, Vollmer became one of the top linemen in the Conference USA and started his last 25 games at tackle for the Cougars despite playing tight end and blocking back as a sophomore.

PERSONAL

- ★ Sebastian Georg Vollmer was born to Jutta and Werner Vollmer on July 10, 1984, in Duesseldorf, Germany.
- ★ Attended Quirinus Gymnasium (Germany).
- ★ Helped lead his prep team to a 25-0 record over his career.
- ★ Named to the European All-Star team and was twice a member of national championship teams.
- ★ Did not begin playing football until he was 14.
- ★ Was also recruited to play football at Western Michigan, Louisiana Tech and Indiana.
- ★ Earned a degree in communications and economics at Houston.





**Gerard
WARREN**

92

HT: 6-4 WT: 325
Born: 7/25/78 Exp. (NFL/Patriots): 10/1
GP/GS (Playoffs): 151/137 (3/3) Acq: FA-10
College: Florida Hometown: Lake Butler, Fla.

★ ★ ★ DEFENSIVE LINE ★ ★ ★

CAREER TRANSACTIONS

Gerard Warren was signed by the Patriots on April 24, 2010 ... Originally selected by the Cleveland Browns in the first round (third overall) of the 2001 draft out of Florida ... Traded by Cleveland to the Denver Broncos (3/2/05) ... Traded by Denver to the Oakland Raiders (8/20/07) ... Released by Oakland (3/11/10).

CAREER HIGHLIGHTS

- ★ Has started 133 games and accumulated 441 total tackles and 32 sacks for Cleveland (2001-04), Denver (2005-06) and Oakland (2007-09).
- ★ Started all 16 games over the last two seasons for the Raiders, registering 74 total tackles and six sacks.
- ★ Started 15 games or more in seven of his nine NFL seasons.

SEASONAL REVIEWS

2010 (16/10)

- ★ Finished with three tackles in a start against Miami (1/2).
- ★ Made one tackle in a reserve role against the Bills (12/26).
- ★ Contributed four tackles against the Packers (12/19).
- ★ Sacked Jay Cutler for a 4-yard loss and registered one tackle in a start against the Bears (12/12).
- ★ Tallied one tackle in a start against the Jets (12/6).
- ★ Made one tackle in a start against the Lions (11/25).
- ★ Contributed three tackles against the Colts, including combining with Ron Brace to stop Donald Brown for a loss of two yards on the second play of the game (11/21).
- ★ Combined with Tully Banta-Cain to sack Ben Roethlisberger for a 3-yard loss late in the fourth quarter against the Steelers. Also recorded four tackles (11/14).
- ★ Recorded a season-high five tackles against the Browns in a backup role (11/7).
- ★ Made one tackle in a reserve role against the Vikings (10/31).
- ★ Started his fifth game of the season, registering one tackle against San Diego (10/24).
- ★ Combined with Vince Wilfork to stop Joe Flacco for no gain on a quarterback sneak on third-and-one in the fourth quarter, forcing a punt on the next play and setting up Stephen Gostkowski's game-tying field goal with 1:51 remaining. Also made three tackles in a start against the Ravens (10/17).
- ★ Recorded four tackles in a start at defensive end against the Dolphins (10/4).
- ★ Started at defensive end, making two tackles against Buffalo (9/26.)
- ★ Recorded his second career two-sack game, with two sacks for 16 yards in his first start as a Patriot (9/19).
- ★ Saw time in a reserve role against the Bengals in the season opener (9/12).



EXTRA POINTS

- ★ While at the University of Florida, became the godfather to fellow Gator and current Buffalo LB Andra Davis' daughter, Alisha.
- ★ As a junior at Florida, named All-America Dream Team selection and rated the best defensive tackle in college football by The NFL Draft Report.

2009 (16/16 - Oakland)

- ★ Started all 16 games for the second straight season and finished with 35 total tackles, two sacks and one pass defended.
- ★ Started at defensive tackle for the Raiders.

2008 (16/16 - Oakland)

- ★ Started all 16 games at defensive tackle and finished the season with 39 total tackles, four sacks, one pass defended and one forced fumble.

2007 (12/5 - Oakland)

- ★ Began training camp in Denver, but was traded to Oakland on August 20.
- ★ Played in 12 games with five starts and finished the season with 22 tackles, four sacks, one pass defended and one forced fumble.
- ★ Registered a safety at Denver (9/16) with a sack in the end zone in the fourth quarter.

2006 (15/15 - Denver)

- ★ Started 15 games in the regular season.
- ★ Finished with 30 total tackles, 2.5 sacks and three passes defended.
- ★ Missed one contest vs. Indianapolis (10/29) due to an injury.

2005 (16/16, 2/2) - Denver

- ★ Started all 16 games in his first season with Denver after joining the team in an offseason trade.
- ★ Finished the season with 42 total tackles, three sacks, three passes defended and one forced fumble.
- ★ Saw brief action as a lead blocker in goal-line situations during the year.
- ★ Integral part of a defensive line that helped Denver finish with the second-ranked run defense (85.2 yards per game).



★ Started in both playoff games with a start against New England in the divisional round (1/14) and the AFC Championship game against Pittsburgh (1/22).

2004 (13/13 - Cleveland)

- ★ Played in 13 games, starting all of them at defensive tackle for the Browns.
- ★ Finished the season with 38 tackles, four sacks and three forced fumbles.
- ★ Missed three games due to injury.

2003 (16/15 - Cleveland)

- ★ Started 15 games.
- ★ Finished the season with 70 total tackles, a career-high 5.5 sacks, three passes defended and two fumble recoveries.
- ★ Recorded the first multiple sack game of his career with two at Denver (12/14). Also had a season-high 10 tackles against the Broncos.

2002 (16/16, 1/1 - Cleveland)

- ★ Started all 16 games and finished the season with 56 total tackles, two sacks and three passes defended, while forcing and recovering two fumbles.
- ★ Forced two fumbles and blocked a 22-yard field goal attempt vs. Carolina (12/1).
- ★ Started and played in his first career postseason game at Pittsburgh (1/5) in an AFC Wild Card game.

2001 (15/15 - Cleveland)

- ★ Started in all 15 games that he played as a rookie and recorded 83 total tackles, five sacks and four passes defended.
- ★ His five sacks ranked third on the team and fourth in the AFC among rookies.

★ Registered the first sack of his career in his NFL debut in the season-opener vs. Seattle (9/9) when he took down Matt Hasselbeck for a 10-yard loss.

★ Broke up two passes at the line of scrimmage at Chicago (11/4) that resulted in interceptions.

COLLEGE

- ★ Was one of the top interior linemen in the country at Florida, where he posted 159 career tackles (91 solo), 9.5 sacks and 30 tackles for a loss in 35 games with 22 starts.
- ★ A first-team All-Southeastern Conference selection as a junior, he was rated the best defensive tackle in college football and an All-America Dream Team selected by *The NFL Draft Report* in 2000.
- ★ Also earned second-team All-SEC honors (AP) in his final year at Florida.
- ★ Was instrumental in the Gators' SEC Championship victory in 2000 as the team's recipient of the Most Inspirational Player Award.
- ★ Started the first seven games of his junior season at left defensive tackle before switching to the right side.
- ★ Posted 76 total tackles along with 4.5 sacks during his last season in Florida.

PERSONAL

- ★ Born July 25, 1978 in Lake City, Fla.
- ★ Was named to PrepStar's All-America Dream Team and was ranked among the nation's Top-10 defensive linemen at Union County High School in Lake Butler, Fla.
- ★ Posted 36 career sacks during his high school career and helped his school to three state titles and an overall record of 49-4.
- ★ An honor student all four years of high school.
- ★ Majored in recreation program delivery at Florida.

★ ★ ★ ★ ★ GERARD WARREN ★ ★ ★ ★ ★

Pos: DL		Ht: 6-4	Wt: 325		Year: 10th		Acq: FA-10		College: Florida				Born: 7/25/78					
REGULAR SEASON			TACKLES					INTERCEPTIONS						MISCELLANEOUS				
Year	Team	G/S	TT	UT	A	S	Yds	No	Yds	Avg	Lg	TD	PD	FF	FR	Yds	TD	SpT
2001	Browns	15/15	83	72	11	5.0	36.0	0	0	0.0	0	0	6	0	0	0	0	0
2002	Browns	16/16	56	39	17	2.0	11.0	0	0	0.0	0	0	2	2	2	0	0	0
2003	Browns	16/15	70	33	37	5.5	26.5	0	0	0.0	0	0	1	0	2	0	0	0
2004	Browns	13/13	38	21	17	4.0	26.5	0	0	0.0	0	0	0	2	0	0	0	0
2005	Broncos	16/16	42	22	20	3.0	25.0	0	0	0.0	0	0	3	1	0	0	0	0
2006	Broncos	15/15	30	22	8	2.5	12.0	0	0	0.0	0	0	3	0	0	0	0	0
2007	Raiders	12/5	22	20	2	4.0	47.0	0	0	0.0	0	0	1	1	0	0	0	0
2008	Raiders	16/16	39	31	8	4.0	33.0	0	0	0.0	0	0	1	1	0	0	0	0
2009	Raiders	16/16	35	25	10	2.0	8.0	0	0	0.0	0	0	1	0	0	0	0	0
2010	Patriots	16/10	36	18	18	3.5	21.5	0	0	0.0	0	0	0	0	0	0	0	0
Totals -9 years		151/137	451	303	148	35.5	246.5	0	0	0.0	0	0	18	7	4	0	0	0
POSTSEASON			TACKLES					INTERCEPTIONS						MISCELLANEOUS				
Year	Team	G/S	TT	UT	A	S	Yds	No	Yds	Avg	Lg	TD	PD	FF	FR	Yds	TD	SpT
2002	Browns	1/1	2	0	2	0.0	0.0	0	0	0.0	0	0	0	0	0	0	0	0
2005	Broncos	2/2	6	2	4	0.0	0.0	0	0	0.0	0	0	0	0	0	0	0	0
Totals-2 years		3/3	8	2	6	0.0	0.0	0	0	0.0	0	0	0	0	0	0	0	0



★ ★ ★ ★ WARREN'S CAREER GAME-BY-GAME ★ ★ ★ ★

2001	Opponent	P/S	TT	UT	A	S	Yds	Int	Yds	PD	FF	FR	W/L	Score
09/09	Seattle	S	5	5	0	1.0	10.0	-	-	1	-	-	L	6-9
09/23	Detroit	S	4	4	0	-	-	-	-	-	-	-	W	24-14
09/30	at Jacksonville	S	1	1	0	-	-	-	-	-	-	-	W	23-14
10/07	San Diego	S	2	2	0	-	-	-	-	-	-	-	W	20-16
10/14	at Cincinnati	S	5	2	3	-	-	-	-	-	-	-	L	14-24
10/21	Baltimore	S	3	3	0	1.0	2.0	-	-	1	-	-	W	24-14
11/04	at Chicago	S	1	1	0	-	-	-	-	2	-	-	L	21-27
11/11	Pittsburgh	S	3	2	1	-	-	-	-	-	-	-	L	12-15
11/18	at Baltimore	S	4	4	0	-	-	-	-	-	-	-	W	27-17
11/25	Cincinnati		Inactive										W	18-0
12/02	Tennessee	S	7	5	2	-	-	-	-	1	-	-	L	15-31
12/09	at New England	S	7	6	1	1.0	5.0	-	-	-	-	-	L	16-27
12/16	Jacksonville	S	7	6	1	1.0	9.0	-	-	-	-	-	L	10-15
12/23	at Green Bay	S	2	0	2	-	-	-	-	-	-	-	L	7-30
12/30	at Tennessee	S	4	2	2	-	-	-	-	1	-	-	W	41-38
01/06	at Pittsburgh	S	6	5	1	1.0	10.0	-	-	-	-	-	L	7-28

2001 Totals 15/15 83 72 11 5.0 36.0 0 0 6 0 0 7-9

2002	Opponent	P/S	TT	UT	A	S	Yds	Int	Yds	PD	FF	FR	W/L	Score
09/07	Kansas City	S	3	3	0	-	-	-	-	-	-	-	L	39-40
09/15	Cincinnati	S	-	-	-	-	-	-	-	-	-	-	W	20-7
09/22	at Tennessee	S	3	2	1	-	-	-	-	1	-	-	W	31-28
09/29	at Pittsburgh	S	7	4	3	-	-	-	-	-	-	-	L	13-16
10/06	Baltimore	S	3	2	1	-	-	-	-	-	-	-	L	21-26
10/13	at Tampa Bay	S	2	1	1	-	-	-	-	-	-	-	L	3-17
10/20	Houston	S	2	2	0	-	-	-	-	-	-	-	W	34-17
10/27	at N.Y. Jets	S	3	3	0	1.0	8.0	-	-	1	-	-	W	24-21
11/03	Pittsburgh	S	4	3	1	-	-	-	-	-	-	-	L	20-23
11/17	at Cincinnati	S	-	-	-	-	-	-	-	-	-	-	W	27-20
11/24	at New Orleans	S	1	1	0	-	-	-	-	-	-	-	W	24-15
12/01	Carolina	S	3	2	1	-	-	-	-	1	-	-	L	6-13
12/08	at Jacksonville	S	2	2	0	-	-	-	-	-	-	-	W	21-20
12/15	Indianapolis	S	1	1	0	1.0	3.0	-	-	1	1	-	L	23-28
12/22	at Baltimore	S	3	2	1	-	-	-	-	-	-	-	W	14-13
12/29	Atlanta	S	2	2	1	-	-	-	-	-	-	-	W	24-16

2002 Totals 16/16 56 39 17 2.0 11.0 0 0 2 2 2 9-7

01/05 at Pittsburgh S 2 0 0 - - - - - - - - - - - - - - - - L 33-36

2002 Postseason 1/1 2 0 2 0.0 0.0 0 0 0 0 0 0-1

2003	Opponent	P/S	TT	UT	A	S	Yds	Int	Yds	PD	FF	FR	W/L	Score
09/07	Indianapolis	S	2	2	0	-	-	-	-	-	-	-	L	6-9
09/14	at Baltimore	S	1	1	0	-	-	-	-	1	-	-	L	13-33
09/21	at San Francisco	S	1	1	0	-	-	-	-	-	-	-	W	13-12
09/28	Cincinnati	S	2	1	1	-	-	-	-	-	-	-	L	14-21
10/05	at Pittsburgh	S	1	1	0	1.0	0.0	-	-	1	-	-	W	33-13
10/12	Oakland	S	3	2	1	-	-	-	-	-	-	-	W	13-7
10/19	San Diego	S	2	2	0	-	-	-	-	-	-	-	L	20-26
10/26	at New England	S	1	1	0	-	-	-	-	-	-	-	L	3-9
11/09	at Kansas City	S	2	2	0	-	-	-	-	-	-	-	L	20-41
11/16	Arizona	S	1	1	0	-	-	-	-	-	-	-	W	44-6
11/23	Pittsburgh	S	6	4	2	1.0	7.0	-	-	-	-	-	L	6-13
11/30	at Seattle	S	-	-	-	-	-	-	-	-	-	-	L	7-34
12/08	St. Louis	S	4	2	2	0.5	2.5	-	-	-	-	-	L	20-26
12/14	at Denver	S	4	4	0	2.0	12.0	-	-	-	-	-	L	20-23
12/21	Baltimore	p	1	1	0	1.0	5.0	-	-	-	-	-	L	0-35
12/28	at Cincinnati	S	1	0	1	-	-	-	-	-	-	-	W	22-14

2003 Totals 16/15 70 33 37 5.5 26.5 0 0 1 0 2 5-11

2004	Opponent	P/S	TT	UT	A	S	Yds	Int	Yds	PD	FF	FR	W/L	Score
09/12	Baltimore	S	-	-	-	-	-	-	-	-	-	-	W	20-3
09/19	at Dallas	S	-	-	-	-	-	-	-	-	-	-	L	12-19
09/26	at N.Y. Giants		Inactive										L	10-27
10/03	Washington		Inactive										W	17-13
10/10	at Pittsburgh		Inactive										L	23-24
10/17	Cincinnati	S	2	0	2	0.5	3.5	-	-	-	-	-	W	34-17
10/24	Philadelphia	S	2	2	0	1.0	4.0	-	-	-	-	-	L	31-34
11/07	at Baltimore	S	1	1	0	-	-	-	-	-	-	-	L	13-27
11/14	Pittsburgh	S	1	1	0	-	-	-	-	-	-	-	L	10-24
11/21	N.Y. Jets	S	2	1	1	1.5	8.0	-	-	-	-	-	L	7-10
11/28	at Cincinnati	S	2	0	2	-	-	-	-	-	-	-	L	48-58
12/05	New England	S	1	1	0	-	-	-	-	1	-	-	L	15-42
12/12	at Buffalo	S	2	1	1	-	-	-	-	-	-	-	L	7-37
12/19	San Diego	S	1	1	0	-	-	-	-	-	-	-	L	0-21
12/26	at Miami	S	2	2	0	1.0	11.0	-	-	1	-	-	L	7-10
01/02	at Houston	S	2	2	0	-	-	-	-	-	-	-	W	22-14

2004 Totals 13/13 38 21 17 4.0 26.5 0 0 0 2 0 4-12


2005	Opponent	P/S	TT	UT	A	S	Yds	Int	Yds	PD	FF	FR	W/L	Score
09/11	at Miami	S	2	0	2	-	-	-	-	-	-	-	L	10-34
09/18	San Diego	S	1	1	0	-	-	-	-	-	-	-	W	20-17
09/26	Kansas City	S	1	1	0	1.0	6.0	-	-	-	-	-	W	30-10
10/02	at Jacksonville	S	1	1	0	1.0	9.0	-	-	-	-	-	W	20-7
10/09	Washington	S	1	1	0	-	-	-	-	-	-	-	W	21-19
10/16	New England	S	2	1	1	-	-	-	-	-	-	-	W	28-20
10/23	at N.Y. Giants	S	-	-	-	-	-	-	-	-	-	-	L	23-24
10/30	Philadelphia	S	1	1	0	-	-	-	-	-	-	-	W	49-21
11/13	at Oakland	S	1	1	0	-	-	-	-	1	-	-	W	31-17

11/20	N.Y. Jets	S	-	-	-	-	-	-	-	-	-	-	W	27-0
11/24	at Dallas	S	2	1	1	-	-	-	-	-	-	-	W	24-21
12/04	at Kansas City	S	2	2	0	-	-	-	-	-	-	-	L	27-31
12/11	Baltimore	S	3	2	1	-	-	-	-	1	-	-	W	12-10
12/17	at Buffalo	S	-	-	-	-	-	-	-	1	-	-	W	28-17
12/24	Oakland	S	1	1	0	-	-	-	-	-	-	-	W	22-3
12/31	at San Diego	S	1	1	0	1.0	10.0	-	-	-	-	1	W	23-7
2005 Totals														
16/16	42	22	20	3.0	25.0	0	0	3	1	0	13-3			
01/14	New England	S	1	0	1	-	-	-	-	-	-	-	W	27-13
01/22	Pittsburgh	S	5	2	3	-	-	-	-	-	-	-	L	17-34
2005 Postseason														
2/2	6	2	4	0.0	0.0	0	0	0	0	0	0	0	1-1	

2006	Opponent	P/S	TT	UT	A	S	Yds	Int	Yds	PD	FF	FR	W/L	Score
09/10	at St. Louis	S	5	5	0	-	-	-	-	-	-	-	L	10-18
09/17	Kansas City	S	5	4	1	-	-	-	-	-	-	-	W	9-6
09/24	at New England	S	3	3	0	-	-	-	-	-	-	-	W	17-7
10/09	Baltimore	S	2	1	1	-	-	-	-	1	-	-	W	13-3
10/15	Oakland	S	1	0	1	-	-	-	-	-	-	-	W	13-3
10/22	at Cleveland	S	-	-	-	-	-	-	-	-	-	-	W	17-7
10/29	Indianapolis		Inactive											
11/05	at Pittsburgh	S	2	0	2	0.5	4.0	-	-	-	-	-	W	31-20
11/12	at Oakland	S	2	1	1	-	-	-	-	-	-	-	W	17-13
11/19	San Diego	S	2	1	1	-	-	-	-	1	-	-	L	27-35
11/23	at Kansas City	S	1	1	0	-	-	-	-	-	-	-	L	10-19
12/03	Seattle	S	2	2	0	-	-	-	-	1	-	-	L	20-23
12/10	at San Diego	S	1	0	1	-	-	-	-	-	-	-	L	20-48
12/17	Arizona	S	1	1	0	1.0	5.0	-	-	-	-	-	W	37-20
12/24	Cincinnati	S	2	2	0	-	-	-	-	-	-	-	W	24-23
12/31	San Francisco	S	1	1	0	1.0	3.0	-	-	-	-	-	L	23-26

2006 Totals 15/15 30 22 8 2.5 12.0 0 0 3 0 0 10-6

2007	Opponent	P/S	TT	UT	A	S	Yds	Int	Yds	PD	FF	FR	W/L	Score
09/09	Detroit	p	-	-	-	-	-	-	-	-	-	-	L	21-36
09/16	at Denver	p	2	2	0	1.0	9.0	-	-	-	-	-	L	20-23
09/23	Cleveland	S	2	2	0	1.0	24.0	-	-	1	-	-	W	26-24
09/30	at Miami	S	3	3	0	1.0	13.0	-	-	-	-	-	W	35-17
10/14	at San Diego					Inactive							L	14-28
10/21	Kansas City					Inactive							L	10-12
10/28	Tennessee					Inactive							L	9-13
11/04	Houston					Inactive							L	17-24
11/11	Chicago	p	2	2	0	-	-	-	-	-	-	-	L	6-17
11/18	at Minnesota	S	2	1	1	-	-	-	-	-	-	-	L	22-29
11/25	at Kansas City	p	-	-	-	-	-	-	-	-	-	-	W	20-17
12/02	Denver	S	1	0	1	-	-	-	-	-	-	-	W	34-20
12/09	at Green Bay	p	3	3	0	-	-	-	-	-	-	-	L	7-38
12/16	Indianapolis	S	5	5	0	1.0	1.0	-	-	-	-	-	L	14-21
12/23	at Jacksonville	p	1	1	0	-	-	-	-	-	-	-	L	11-49
12/30	at San Diego	p	1	1	0	-	-	-	-	1	-	-	L	17-30
2007 Totals		12/5	22	20	2	4.0	47.0	0	0	1	1	0	4	4-12



Ty
WARREN

94

HT: 6-5 WT: 300
Born: 2/6/81 Exp. (NFL/Patriots): 8/8
GP/GS (Playoffs): 105/92 (15/11) Acq: D1-03 (13th)
College: Texas A&M Hometown: Bryan, Texas

SUPER BOWLS:

03 04

CAREER TRANSACTIONS

Ty Warren was drafted by the New England Patriots in the first round (13th overall) in the 2003 NFL Draft ... Signed by the Patriots (7/21/03) ... Re-signed by the Patriots (8/16/07) ... Placed on injured reserve with a hip injury (8/13/10).

CAREER HIGHLIGHTS

★ In seven NFL seasons, Warren has started 92 of 105 games while recording 496 tackles (292 solo), 20.5 sacks, seven passes defended, four forced fumbles and six fumble recoveries.

★ In his seven seasons in New England, Warren has been a part of six division championships, three conference titles and two Super Bowl crowns.

★ Since Warren joined the Patriots in 2003, the team has finished in the top ten in total defense five times: 2003 (7), 2004 (9), 2006 (6), 2007 (4) and 2008 (10).

★ In 2007, Warren was a defensive co-captain on the first team in NFL history to complete a 16-0 regular season, as the Patriots tied the NFL's all-time mark with 18 overall victories and set a league record for point differential, outscoring opponents by 315 points.

★ In 2007, Warren led all Patriots defensive linemen with 83 tackles (a total that ranked second on the team) while starting every game on a Patriots defense that allowed just 288.3 yards per game, the franchise's best such figure in 25 years.

★ Warren finished second on the team with a career-high 117 tackles (66 solo) in 2006, a total that led all Patriots defensive linemen. He also tied for second on the team with a career-best 7.5 sacks and finished second on the club with 13 quarterback hits.

SEASONAL REVIEWS

2010

★ Placed on injured reserve on Aug. 13, 2010 with a hip injury.

2009 (13/12, 1/1)

★ Played in 13 games with 12 starts at defensive end and finished with 57 tackles, one sack and one pass defended.

★ Missed three games due to injury: at Indianapolis (11/15), at Buffalo (12/20) and at Houston (1/3).

★ Notched his only sack of the season at the N.Y. Jets (9/20) when he dropped Mark Sanchez for a 9-yard loss in the fourth quarter.

★ Played in his 100th career game vs. Miami (11/8).

★ Led the team with a season-high seven tackles in a 20-10 win vs. Carolina (12/13).

★ Started at defensive end and finished second on the team with nine tackles in the postseason game vs. Baltimore (1/10).



EXTRA POINTS

★ Ty and his wife Kesha established a non-profit foundation called "First and Goal" that contributes to a number of causes. In November 2007, "First & Goal" sponsored a shopping spree for 13 families at a supermarket in Mansfield, Mass. so that the families could purchase food for a Thanksgiving meal.

★ Ty and Kesha were members of the Boys & Girls Club growing up and have maintained strong ties to the organization. The couple has furnished their hometown Boys & Girls Club with game tables and also teamed up with Reebok to design and manufacture all-star jerseys for all three levels of all-star teams at the club.

★ Ty was the recipient of the Patriots' Ron Burton Community Service Award in 2007.

2008 (13/13)

★ Started all 13 games in which he played and missed three contests due to injury.

★ Finished seventh on the team with 65 tackles (38 solo), including a pair of sacks, one forced fumble and a fumble recovery.

★ Tallied eight tackles against Kansas City (9/7), setting a season game high.

★ Recovered a fumble, the Patriots' first of the season, at San Diego (10/12).

★ Racked up seven tackles (5 solo) and a forced fumble against Denver (10/20).

★ Tied a season high with eight tackles and recorded his first sack of the season against St. Louis (10/26).

★ Led the team in tackles and tied his season high with eight tackles against Buffalo (11/9) and tallied his second sack of the season.

2007 (16/16, 3/3)

★ Started at defensive end in all 16 regular-season games for the third time in his career.

★ Finished second on the team in tackles with 83 and led the team in fumble recoveries with three, also a single-season career best.

★ Was voted a defensive captain for the 2007 season by his teammates for the first time in his career.

- ★ Set a career high for fumble recoveries with two in the Patriots' win over Washington (10/28).
- ★ Established a season high for quarterback hits with four in the Patriots' win over Miami (12/23).
- ★ Tied for the team lead with seven tackles at the N.Y. Jets (9/9) and tallied a half sack.
- ★ Tied for the team lead in tackles with six against San Diego (9/16).
- ★ Led the team with three quarterback hits at Cincinnati (10/1).
- ★ Dragged down Tony Romo on a 2-yard sack at Dallas (10/15).
- ★ Pounced on his third career fumble recovery at Miami (10/21).
- ★ Set a single-game career high with two fumble recoveries, both off of Mike Vrabel strip-sacks, vs. Washington (10/28).
- ★ Tied for the team lead in tackles with eight at Indianapolis (11/4).
- ★ Teamed up with Adalius Thomas for a half sack at Buffalo (11/18).
- ★ Contributed seven tackles and a quarterback hit against the N.Y. Jets (12/16).
- ★ Finished with a season-high 1.5 sacks on consecutive plays and four quarterback hits against Miami (12/23).
- ★ Registered an 8-yard strip-sack of Jaguars quarterback David Garrard in the Patriots Division playoff game victory over Jacksonville (1/12).
- ★ Made six tackles and one quarterback hit in the Patriots' win over the San Diego Chargers in the AFC Championship Game (1/20).
- ★ Contributed six tackles against the N.Y. Giants in Super Bowl XLII (2/3).

2006 (15/15, 3/3)

- ★ Started 15 games at defensive end and finished second on the team with a career-high 117 tackles (66 solo).
- ★ Tied for second on the team with a career-high 7.5 sacks.
- ★ Registered 10 or more tackles seven times in 2006.
- ★ Named AFC Defensive Player of the Month after a December in which he recorded 43 tackles (27 solo) and four sacks.
- ★ Collected a career-high 12 tackles against the N.Y. Jets (9/17) and against Indianapolis (11/5).
- ★ Collected eight tackles (4 solo), two quarterback hits and the game-winning safety in the fourth quarter against Buffalo (9/10).
- ★ Led the team with a career-high 12 tackles (3 solo) and a quarterback hit at the Jets (9/17).
- ★ Notched five tackles (3 solo), a sack, a forced fumble and a fumble recovery at Cincinnati (10/1).
- ★ Led the team with 12 tackles (5 solo) against Indianapolis (11/5).
- ★ Against Green Bay (11/19), collected three tackles (2 solo), one and a half sacks and a quarterback hit.
- ★ Led the team with 10 tackles (8 solo) and two quarterback hits against Chicago (11/26).
- ★ Finished tied for second on the team with 10 tackles (7 solo) and two sacks against Detroit (12/3).
- ★ Started at defensive end and led the team with six tackles (3 solo) at Jacksonville (12/24).
- ★ Finished second on the team with 10 tackles (5 solo) and a sack at Tennessee (12/31).

★ ★ ★ HONORS & AWARDS ★ ★ ★

2008

USA Today's All-Joe Team

2007

New England Patriots Ron Burton
Community Service Award

2006

AFC Defensive Player of the Month (Dec.)
Peter King's All-Pro Team

2005 (16/16, 2/2)

- ★ Started all 16 games and both playoff contests.
- ★ Finished third on the team with a career-high 77 tackles (40 solo) and added 1.5 sacks, a pass defended and a fumble recovery.
- ★ Was part of a defensive front that allowed an average of just 31.3 rushing yards per game in the month of December.
- ★ In the playoffs, tied for third on the team with 14 tackles (6 solo).
- ★ Recorded seven tackles (3 solo), a sack and a fumble recovery against Kansas City (11/27).
- ★ Collected four tackles (3 solo), including a half sack against Miami (1/1).
- ★ Finished second on the team with 11 tackles (6 solo) against Denver (1/14).

2004 (16/16, 3/2)

- ★ Started all 16 regular season games at defensive end.
- ★ Registered 64 tackles (46 solo) including 3.5 sacks, with his tackle total ranking second among Patriots defensive linemen.
- ★ Led all Patriots defensive linemen in the playoffs with 11 tackles (8 solo).
- ★ Finished second on the team with 10 tackles (6 solo) and a forced fumble, halting a Colts drive in the third quarter against Indianapolis (9/9).
- ★ Collected seven solo tackles, including two sacks and a pass defended against Kansas City (11/22).
- ★ Saw action in the Patriots' victory over the Eagles in Super Bowl XXXIX and registered a solo tackle.

2003 (16/4, 3/0)

- ★ Played in all 16 games with four starts on the defensive line and was the first Patriots top pick to play in all 16 games as a rookie since Damien Woody in 1999.
- ★ Made his NFL debut at Buffalo (9/7).
- ★ Made his first career start vs. Tennessee (10/05).
- ★ Registered his first career sack in the Patriots' overtime victory at Miami (10/19).
- ★ Saw action on the defensive front in the Patriots' Super Bowl XXXVIII victory over the Panthers with one pass defended.

COLLEGE

- ★ Warren was a mainstay on the Texas A&M defensive line for four seasons, playing at defensive end, defensive tackle and nose guard during his career.
- ★ Totaled 144 tackles (78 solos) with 13.5 sacks for losses of 72 yards, 40 stops for losses of 124 yards, 20 quarterback pressures, a forced fumble and a pair of blocked kicks while playing in 36 games, including 25 starts.

- ★ All-Big 12 Conference second-team selection by The NFL Draft Report as a senior while starting 10 games at left defensive end, recording 52 tackles (29 solos) with 4.5 sacks for losses of 21 yards and 12 stops for losses of 35 yards.
- ★ All-Big 12 Conference first-team selection as a junior while playing in 10 games, starting seven contests at nose guard and recorded 41 tackles (19 solos) with four sacks for minus 24 yards and 12 stops for losses of 37 yards.
- ★ Played in every game, starting the final eight contests at left defensive end as a sophomore.
- ★ Appeared in five games, recording 13 tackles (7 solos) as a freshman.

PERSONAL

- ★ Ty'ron Markeith Warren was born the son of Annette Warren and Larry Dickey on Feb. 6, 1981 in Bryan, Texas.
- ★ Attended Bryan (Tex.) High and posted 248 tackles, 22 quarterback sacks, 69 tackles for loss of yardage and 90 quarterback pressures during his three-year varsity career.
- ★ Earned first-team all-state honors after totaling 109 tackles, nine sacks and 28 tackles for losses as a senior.
- ★ Three-year letterman in track.
- ★ Uncle, Curtis Dickey, was an All-American tailback at Texas A&M (1976-79) and was selected in the first round of the 1980 NFL draft by the Baltimore Colts.
- ★ Ty has participated in the Patriots partnership with Morgan Memorial Goodwill for the Adopt-a-Family program, which annually provides Thanksgiving dinners to over 100 needy families.
- ★ Ty was part of a Patriots contingent that brought the Lombardi Trophy to Providence to celebrate the Patriots' Super Bowl XXXVIII championship with their Rhode Island fans at WaterFire in the spring of 2004.
- ★ In 2007, sponsored a holiday shopping spree for 25 children from the Boys and Girls Club of Brockton.
- ★ In 2008, joined 150 volunteers to build a playground in Dorchester, Mass.

- ★ Served as an honorary coach in the 2008 BELL Bowl, a fundraiser at Gillette Stadium to benefit the BELL Foundation.
- ★ In 2008, participated in the United Way of Rhode Island's Hometown Huddle at the East Providence Boys & Girls Club.
- ★ Participated in the NFL's "Take A Player To School Day" in December 2008, riding to school with a seventh-grader from Whitman, Mass., and speaking to children at Whitman Middle School about the importance of good health.
- ★ Supporter of the Kids Café Program at the Chelsea, Mass. Boys and Girls Club.
- ★ Helped distribute Thanksgiving food baskets at Morgan Memorial Goodwill Industries in Boston.
- ★ Established "Ty Warren's Holiday Blitz", providing a holiday shopping spree to members of New England Boys and Girls Clubs in need.
- ★ Hobbies include fishing and playing golf.
- ★ Ty and his wife Kesha have four children, Brionna, Brielle, Bailey and Brooklyn.
- ★ Majored in agricultural development at Texas A&M.

★ ★ WARREN'S SINGLE GAME CAREER HIGHS ★ ★

Regular Season

Tackles:	12	at N.Y. Jets (9/17/06) vs. Indianapolis (11/05/06)
Solos:	8	vs. Chicago (11/26/06)
Assists:	9	at N.Y. Jets (9/17/06)
Sacks:	2	vs. Detroit (12/3/06) at Kansas City (11/22/04)
Passes Defensed:	1	Seven times, most recent vs. Miami (12/06/09)
Forced Fumbles:	1	at Cincinnati (10/1/06) at Kansas City (11/22/04) vs. Indianapolis (9/9/04)
Fumble Recovery:	2	vs. Washington (10/28/07)

★ ★ ★ ★ ★ TY WARREN ★ ★ ★ ★ ★

Pos: DL Ht: 6-5 Wt: 300 Year: 8th Acq: D1-03 (13th) College: Texas A&M Born: 2/6/81

REGULAR SEASON			TACKLES					INTERCEPTIONS						MISCELLANEOUS				
Year	Team	G/S	TT	UT	A	S	Yds	No	Yds	Avg	Lg	TD	PD	FF	FR	Yds	TD	SpT
2003	Patriots	16/4	33	18	15	1.0	1.0	0	0	0.0	0	0	2	0	0	0	0	0
2004	Patriots	16/16	64	46	18	3.5	22.5	0	0	0.0	0	0	1	2	0	0	0	0
2005	Patriots	16/16	77	40	37	1.5	10.0	0	0	0.0	0	0	1	0	1	5	0	0
2006	Patriots	15/15	117	66	51	7.5	45.0	0	0	0.0	0	0	2	1	1	0	0	0
2007	Patriots	16/16	83	47	36	4.0	27.5	0	0	0.0	0	0	0	0	3	0	0	0
2008	Patriots	13/13	65	38	27	2.0	11.0	0	0	0.0	0	0	0	1	1	8	0	0
2009	Patriots	13/12	57	37	20	1.0	9.0	0	0	0.0	0	0	1	0	0	0	0	0
2010	Patriots							Injured Reserve										
Totals - 8 years		105/92	496	292	204	20.5	126.0	0	0	0.0	0	0	7	4	6	13	0	0
POSTSEASON			TACKLES					INTERCEPTIONS						MISCELLANEOUS				
Year	Team	G/S	TT	UT	A	S	Yds	No	Yds	Avg	Lg	TD	PD	FF	FR	Yds	TD	SpT
2003	Patriots	3/0	1	0	1	0.0	0.0	0	0	0.0	0	0	1	0	0	0	0	0
2004	Patriots	3/2	11	8	3	0.0	0.0	0	0	0.0	0	0	0	0	0	0	0	0
2005	Patriots	2/2	14	6	8	0.0	0.0	0	0	0.0	0	0	0	0	0	0	0	0
2006	Patriots	3/3	12	11	1	0.0	0.0	0	0	0.0	0	0	0	0	0	0	0	0
2007	Patriots	3/3	18	13	5	1.0	8.0	0	0	0.0	0	0	0	1	0	0	0	0
2009	Patriots	1/1	9	5	4	0.0	0.0	0	0	0.0	0	0	0	0	0	0	0	0
Totals - 6 years		15/11	65	43	22	1.0	8.0	0	0	0.0	0	0	1	1	0	0	0	0

[illegible]

2009 Postseason	1/1	9	5	4	0.0	0.0	0	0	0	0	0	0	0-1
-----------------	-----	---	---	---	-----	-----	---	---	---	---	---	---	-----



**Wes
WELKER**

83

HT: 5-9 WT: 185

Born: 5/1/81 Exp. (NFL/Patriots): 7/4

GP/GS (Playoffs): 108/54 (3/3) Acq: TR(MIA)-07

College: Texas Tech Hometown: Oklahoma City, Okla.

PRO BOWLS:



WIDE RECEIVER



CAREER TRANSACTIONS

Wes Welker was acquired by the Patriots from the Miami Dolphins on March 5, 2007 in exchange for a second-round selection in the 2007 NFL Draft and a seventh-round selection in the 2007 NFL Draft ... Originally signed as a rookie free agent by the San Diego Chargers in the spring of 2004 ... Waived by the Chargers (9/15/04) ... Signed by the Miami Dolphins (9/21/04).

CAREER HIGHLIGHTS

★ Since joining the Patriots prior to the 2007 season, Welker leads the NFL with a total of 346 receptions (112 in 2007, 111 in 2008 and 123 in 2009) and leads the NFL with 7.5 receptions per game.

★ Welker owns the top three single-season reception totals in Patriots history, with a team-record 123 in 2009, 112 catches in 2007 and 111 in 2008.

★ Welker's 123 receptions in 2009 match Herman Moore (Detroit in 1995) for the second most receptions in a single season in NFL history, behind Marvin Harrison's NFL record of 143 receptions in 2002.

★ Welker tied an NFL record in 2009 with seven 10-plus reception games. Andre Johnson of Houston had seven 10-plus receptions games in 2008.

★ Welker (123 in 2009, 112 in 2007 and 111 in 2008) joins Marvin Harrison (4), Jerry Rice (3), Herman Moore (3) and Brandon Marshall (3) as the only players to catch 100 passes in three consecutive seasons.

★ Welker (1,348 in 2009, 1,175 in 2007 and 1,165 in 2008) joined teammate Randy Moss to become the first Patriots players to have three straight 1,000-yard seasons. It is only the sixth time in NFL history a team has had two players go three straight seasons with 1,000 yards.

★ Welker earned Pro Bowl honors following the 2008 and 2009 seasons.

★ Welker set an NFL record by catching at least six passes in each of the first 11 games of the 2008 season. The previous record for most games with at least six receptions to begin a season was eight, achieved by Jacksonville's Jimmy Smith in 2001.

★ Welker set an NFL record in 2007 by recording the most receptions by a player in his first season with a new team (rookie or veteran), totaling 112 catches.

★ Welker caught 11 passes for 103 yards in Super Bowl XLII, tying the Super Bowl record for most receptions in a game. His 11 grabs equals the totals of Deion Branch (2004), Jerry Rice (1988) and Dan Ross (1981).

★ Welker joined the Patriots in 2007 after playing in 47 career games with three starts for the San Diego Chargers (one game in 2004) and Miami Dolphins (2004-06).

★ In a game against the Patriots at Gillette Stadium on Oct. 10, 2004, a pregame injury to Dolphins kicker Olindo Mare pressed Welker into service as Miami's kicker. He converted both of his kicking opportunities (a field goal and an extra point) to become the first player in NFL history to record a punt return, a kickoff return, a field goal, an extra point



EXTRA POINTS

★ Wes has established the "83 Foundation" to provide underprivileged children in his hometown of Oklahoma City the opportunity to play football.

★ Texas Tech was the only Division I school to offer Wes a scholarship, and then only after another player had backed out of his commitment, but Wes went on to become one of the best athletes in Texas Tech history, breaking receiving and returning records and earning the nickname "The Natural."

★ In 2004, Wes became the first player in NFL history to return a punt, return a kick, kick a field goal, kick an extra point and return a kickoff in the same game. He accomplished the feat against the Patriots.

★ As part of the "83 Foundation," Wes holds football camps in Massachusetts and Oklahoma designed to help kids build character and leadership skills as well as interact with positive role models.

and a kickoff in the same game. Welker earned AFC Special Teams Player of the Week honors for his efforts.

★ After not recording a catch as a rookie, Welker emerged as a receiving threat in 2005, grabbing 29 passes for 434 yards and playing in all 16 games with one start. He once again led the Dolphins in punt returns (43 returns for 390 yards) and kickoff returns (61 returns for 1,379 yards).

SEASONAL REVIEWS

2010 (15/11)

★ Finished the season with a team-leading 86 catches.

★ Selected to his third consecutive AFC Pro Bowl.

★ Extended his streak to 78 straight regular-season games with at least one reception. He has caught at least one pass in each of his 64 games with the Patriots, including three postseason games. He has caught at least one pass in 61 consecutive regular-season games with the Patriots. The Patriots record for most consecutive games with at least one pass is 63 by TE Ben Coates.

★ Was inactive in the regular season finale against the Dolphins (1/2).

★ Tallied three passes for 19 yards against the Bills, extending his streak to 78 straight regular-season games with at least one reception (12/26).

★ Caught three passes for 42 yards, including a season-long 35 yard reception against the Packers. Also had one



★ ★ WELKER'S SINGLE GAME CAREER HIGHS ★ ★

Regular Season

Receptions:	15	vs. N.Y. Jets (11/22/09)
Yards:	192	vs. N.Y. Jets (11/22/09)
Long:	64	at Miami (11/23/08)
Touchdowns:	2	Five times, most recent vs. Detroit (11/25/10)

fair catch on a punt return (12/19).

★ Added eight receptions for 115 yards against the Bears (12/12).

★ Finished with seven receptions for 80 yards, including an 18-yard touchdown pass from Tom Brady in the third quarter in a start against the Jets (12/6).

★ Led the team in receptions with eight catches for 90 yards and two touchdowns against the Lions (11/25).

★ Caught five passes for 58 yards against the Colts, including a 22-yard TD reception in the first quarter. Returned one punt nine yards and contributed a key block on Danny Woodhead's 36-yard touchdown run (11/21).

★ Led the team with 89 yards on eight receptions against the Steelers (11/14).

★ Caught four passes for 36 yards and had two fair catches as a punt returner. Filled in for injured kicker Stephen Gostkowski in the second half, successfully kicking one extra point and one kickoff against the Browns (11/7).

★ Made three catches for 24 yards against the Vikings and had two fair catches as a punt returner (10/31).

★ Tallied four passes for 25 yards against the Chargers (10/24).

★ Caught seven balls for 53 yards against Baltimore, including a 21-yard pass from Tom Brady (10/17). Also returned three punts for 27 yards, including a 22-yard return with less than a minute remaining in regulation.

★ Led the team with 70 receiving yards on eight catches against the Dolphins (10/4).

★ Finished with four catches for 45 yards against the Bills (9/26).

★ Scored one touchdown on a six-yard pass from Tom Brady, his third touchdown in his first 11 receptions (9/12).

★ Matched a career high-tying two touchdowns in the season opener against the Bengals (9/12), his first game back after offseason knee surgery. Also led the team with eight receptions for 64 yards.

2009 (14/13, 0/0)

★ Played in 14 games with 13 starts and finished with a career-high 123 receptions for a career-high 1,348 yards with four touchdowns.

★ Also returned 27 punts for 338 yards for a 12.5 yard average with a long return of 69 yards. His 12.5-yard average was first in the AFC and second in the NFL to DeSean Jackson (15.2).

★ Had five rushing attempts for 36 yards.

★ Named Associated Press First-Team All-Pro.

★ Earned his second Pro Bowl berth.

★ His 123 receptions were tops in the league in 2009 and stand as the second highest single-season total in NFL history. Welker accomplished the feat despite missing two complete games earlier in the year and most of the season-finale due to injury.

★ His 1,348 receiving yards finished second in the NFL to Houston's Andre Johnson (1,569) and third most in Patriots history.

★ ★ ★ NFL LEADER ★ ★ ★

Welker led the NFL with 123 receptions in 2009, despite missing two games due to injury and part of the season-finale due to an injury. He averaged 8.8 receptions in the 14 games he played. The 123 receptions are a Patriots record and match Herman Moore (Detroit in 1995) for the second most receptions in a single season in NFL history, behind Marvin Harrison's NFL record of 143 receptions in 2002. Welker's 8.8 catches per game in 2009 rank second in NFL history to the 8.9 average set by Harrison in 2002.

Welker has had six or more receptions in 26 of his last 30 regular-season games. He has 18 games with nine or more catches since joining the Patriots. His 18 games with nine or more catches are the most in Patriots history.

MOST RECEPTIONS IN A SEASON

Player	Team	Year	Receptions
Marvin Harrison	Indianapolis	2002	143
Wes Welker	New England	2009	123
Herman Moore	Detroit	1995	123
Cris Carter	Minnesota	1994	122
Cris Carter	Minnesota	1995	122
Jerry Rice	San Francisco	1995	122

★ ★ ★ WELKER PILES UP YARDS ★ ★ ★

Wes Welker (1,175 in 2007 and 1,165 in 2008) joined Randy Moss to become the first Patriots players with back-to-back 1,000-yard receiving seasons and stretched that to three straight seasons after breaking the 1,000-yard mark at Miami (12/6/09). Welker had a career-high in receiving yards with 1,348 in 2009. It is the third highest in team history. Welker has three of the top eight receiving yardage seasons in team history.

PATRIOTS SINGLE-SEASON RECEIVING YARD LEADERS

Player	Season	Yds	Rec.	TD
Randy Moss	2007	1493	98	23
Stanley Morgan	1986	1491	84	10
Wes Welker	2009	1348	123	4
Randy Moss	2009	1264	83	13
Troy Brown	2001	1199	101	5
Wes Welker	2007	1175	112	8
Ben Coates	1994	1174	96	7
Wes Welker	2008	1165	111	3

★ ★ ★ 10-PLUS RECEPTION GAMES ★ ★ ★

Welker had his seventh 10-plus reception game of the 2009 season with 13 vs. Jacksonville (12-27) to tie the NFL record for most 10-plus reception games in a single season. Andre Johnson of Houston had seven 10-plus reception games in 2008. The 10-plus receptions against the Jaguars marked the 11th time in his career that Welker had reached 10 or more receptions in a game, adding to his franchise record.

PATRIOTS MOST GAMES WITH 10-PLUS CATCHES

Player	No. of 10-plus reception games for the Patriots
Wes Welker	11
Ben Coates	5
Troy Brown	5

★ Averaged 8.8 receptions per game, the second highest average in NFL history to the 8.9 average set by Marvin Harrison in 2002.

★ Registered his third straight season with at least 100 receptions (123) and 1,000 receiving yards (1,348) while setting a career high in receiving yards. Only four other NFL players have had three consecutive seasons of at least 100 receptions and 1,000 yards receiving: Marvin Harrison (4, 1999-02), Brandon Marshall (3, 2007-09), Herman Moore (3, 1995-97) and Jerry Rice (3, 1994-96).

★ Owns the Patriots' three highest single-season reception totals with 123 in 2009, 112 in 2007 and 111 in 2008.

★ Joins Marvin Harrison (4), Jerry Rice (3) Herman Moore (3) and Brandon Marshall (3) as the only NFL players to catch 100 passes in three consecutive seasons.

★ Reached 100 receptions in his 11th game of the season to tie Marvin Harrison for the fewest individual games played to reach 100 receptions in a season in NFL history.

★ Finished with 10 receptions in a game seven times to tie the NFL record for most 10-plus reception games in a single season, matching Houston's Andre Johnson who had seven in 2008.

★ Welker and Randy Moss each hauled in 12 catches for the Patriots in the first meeting in 2009 against Buffalo, with each player tying the team's fifth-highest single-game reception total. It is the first time in team history that two players have had at least 12 catches each in the same game.

★ He and Moss became the first Patriots to have back-to-back 1,000-yard seasons in 2008 and have now stretched that to three straight 1,000 yard seasons and are just the sixth tandem to accomplish the feat for three straight seasons.

★ Set a franchise record for receptions in a non-overtime game while also establishing single-game career-highs in receptions (15) and receiving yards (192) in the Patriots' 31-14 win vs. the N.Y. Jets (11/22).

★ Led the team in receptions seven times and tied for the team lead twice.

★ Had a career-high six 100-yard games in 2009 – 150 vs. Tennessee (10/18), 107 at Tampa Bay (10/25), 192 vs. N.Y. Jets (11/22), 167 at Miami (12/6), 105 vs. Carolina (12/13) and 138 vs. Jacksonville (12/27).

★ Had six or more receptions in a game in 12 of the 13 games he played, including seven games with 10 or more receptions.

★ After catching 12 passes for 93 yards in the season-opener vs. Buffalo (9/14), missed the next two

games at the N.Y. Jets (9/20) and vs. Atlanta (9/27) due to injury.

★ Tied a single-game career high with two touchdown receptions in the Patriots' 59-0 victory vs. Tennessee (10/18). Caught 10 passes for 150 yards against the Titans.

★ Had a 69-yard punt return in the third quarter at Indianapolis (11/15), his longest punt return as a member of the Patriots.

★ Hauled in a season-long pass of 58 yards at Miami (12/6) and caught 10 passes for 167 yards to go over the 1,000-yard receiving mark for the third straight season.

★ Tallied 13 receptions for 138 yards in the Patriots' 35-7 AFC East clinching victory vs. Jacksonville (12/27).

★ Started at wide receiver at Houston (1/3) and made one reception for 12 yards before leaving the game with a knee injury. Was placed on injured reserve on Jan. 6 and missed the postseason game vs. Baltimore (1/10).

2008 (16/14)

★ Finished ranked second in the NFL behind Houston's Andre Johnson with 111 catches in 2008.

★ Selected to his first career Pro Bowl in 2008.

★ Named to the Associated Press All-Pro Second Team.

★ Selected for the SI.com All-Pro Team and the NBCSports.com All-NFL Team and named Patriots Team MVP by *USA Today*.

★ Recorded the second highest single-season catch total in Patriots history, trailing only his 112-catch performance in 2007, and turning in just the third 100-reception season in team history.

★ Recorded 1,165 receiving yards, a total that ranks fifth on the Patriots' all-time list.

★ Joined Randy Moss in becoming the first players in Patriots history to record back-to-back 1,000-yard receiving seasons.

★ With his nine-catch performance against Buffalo (11/9), became the first player in NFL history to have six or more receptions in each of the first nine games of a season, topping Jimmy Smith's NFL record of eight set in 2001.

★ Became just the eighth player in NFL history to notch back-to-back 100-catch seasons.

★ Led the team with 24 punt returns and 237 punt return yards.

★ Led the team in receptions (7) and receiving yards (72) at the N.Y. Jets (9/14).

★ Led the team in receptions with eight catches for 73 yards at San Francisco (10/5).

★ Had his fifth straight game to open the season with six or more receptions, grabbing nine catches for 73 yards at San Diego (10/12).

★ Hauled in his first receiving touchdown of the season while tallying 63 receiving yards against Denver (10/20).

★ Became just the second player in NFL history to have six or more receptions in each of the first eight games of a season, making seven catches for 37 yards at Indianapolis (11/2).

★ Set an NFL record with his ninth straight game with six or more receptions to start a season with a season-high nine-catches, 107-yard performance against



Buffalo (11/9).

★ Tallied seven receptions for 108 yards, extending his NFL record for most consecutive games with six or more receptions to begin a season, against the N.Y. Jets (11/13).

★ Tallied his third straight 100-yard receiving performance with eight receptions for 120 yards while extending his NFL record-setting streak to 11 straight games with six receptions or more to start a season at Miami (11/23).

★ Registered season highs with 12 receptions for 134 receiving yards at Seattle (12/7).

★ Became just the eighth player in NFL history to notch back-to-back 100-catch seasons with his 13-yard touchdown reception at Oakland (12/14).

★ Led the team in receiving with 7 catches for 68 yards, including his second touchdown catch in as many weeks against Arizona (12/21).

2007 (16/13, 3/3)

★ Set the Patriots' single-season receptions record, passing Troy Brown's mark of 101 receptions in 2001 and finishing with a total of 112 receptions in 2007, nearly doubling his previous career-high total of 67 receptions for a season.

★ Became just the fourth Patriot to record a 90-plus reception season, joining Troy Brown, Ben Coates and Terry Glenn.

★ Recorded the first 1,000-yard receiving season of his career.

★ Recipient of the 2007 Patriots 12th Player Award.

★ Named to the Associated Press All-Pro second team.

★ Established season career highs in receptions (112), receiving yards (1,175) and touchdowns (8).

★ Tied the then Patriots' single-game record for receptions in a non-overtime game with his 13 receptions against the Philadelphia Eagles (11/25).

★ Tied a single-game career high with two touch down receptions in the Patriots' victory over the Miami Dolphins (10/21).

★ Grabbed career highs in receptions with 13 and receiving yards with 149 in the Patriots' 31-28 victory over the Philadelphia Eagles on (11/25).

★ Scampered into the end zone from 11 yards out for his first touchdown in a Patriots uniform at the N.Y. Jets (9/9).

★ Tied for the team high in receptions with eight, while tearing up 91 receiving yards vs. San Diego (9/16).

★ Tallied a team-high six receptions for 69 yards in the Patriots' victory over the Buffalo Bills (9/23).

★ Returned three punts for a season-high 72 against the Bills.

★ Started at wide receiver and made four catches while returning two kickoffs and two punts in a win over Cleveland (10/7).

★ Led the team and set then career highs in receptions (11) and touchdown receptions (2) while tallying his first 100-yard receiving game at Dallas (10/15).

★ Tallied a then single-game career high with 138 receiving yards and tied a single-game career best with two touchdown receptions at Miami (10/21).

★ Grabbed then single-game career highs in receptions with 13 and receiving yards with 149 in the Patriots' comeback win over Philadelphia (11/25).

★ Led the team with a nine-reception performance for 78 yards and a touchdown against Pittsburgh (12/9).

★ Moved past the 1,000-yard receiving mark for the first time in his career on a 16-yard reception while making three catches versus the N.Y. Jets (12/16).

★ Tied the Patriots' single-season receptions record, matching Troy Brown's record of 101 receptions in a five-

★ ★ NFL LEADER SINCE 2007 ★ ★

Wes Welker leads the NFL with 432 receptions since the start of 2007. He is the first player to reach 300 receptions in his first 40 games with a new team. Welker led the NFL in receptions in 2009 with 123, despite missing two games early in the year and part of the season-finale due to an injury.

2007- PRESENT NFL REC. LEADERS

Player	Team	Rec.	Yds	TD
Wes Welker	NE	432	4,536	22
Brandon Marshall	MIA	393	4,724	26

2009 RECEPTION LEADERS

Player	Team	Rec.
Wes Welker	NE	123
Steve Smith	NYG	107
Brandon Marshall	DEN	101

Wes Welker averaged 7.5 receptions per game in his first season with the Patriots, which is the highest in the NFL since 2007.

MOST RECEPTIONS PER GAME SINCE 2007

(Minimum-20 games)

Player	Team	Average
Wes Welker	NE	7.4
Andre Johnson	HOU	6.7
Brandon Marshall	DEN	6.7

★ ★ ★ HONORS & AWARDS ★ ★ ★

2010

Pro Bowl

Ed Block Courage Award

2009

AFC Pro Bowl

Associated Press All-Pro: First Team

Pro Football Weekly/PFWA: All-NFL

Sports Illustrated All-Pro Team

USA Football/NFLPA's All Fundamental Team

2008

AFC Pro Bowl

Associated Press All-Pro: Second Team

SI.com All-Pro Team

NBCSports.com All-NFL Team

Pro Football Weekly/PFWA All-AFC Team

USA Today Patriots Team MVP

Pop Warner Inspiration to Youth Award

2007

Associated Press All-Pro: Second Team

ESPN.com All-Pro Team

Dr. Z's SI.com All-Pro Team

Patriots 12th Player Award

2004

AFC Special Teams Player of the Week (Wk.5)



catch, 49-yard performance against Miami (12/23).

- ★ Led the team in receptions (11) and receiving yards (122) while breaking the Patriots' single-season receptions record at the N.Y. Giants (12/29).

- ★ Led the team with nine receptions for 54 yards and a touchdown in the divisional playoff game vs. Jacksonville (1/12).

- ★ Scored his second postseason touchdown catch in as many games on a 6-yard scoring strike in the Patriots' victory over San Diego in the AFC Championship Game (1/20).

- ★ Tied Dan Ross, Jerry Rice and former Patriots wide receiver Deion Branch for the Super Bowl record for receptions with 11 catches for 103 yards in Super Bowl XLII (2/3).

2006 (16/2 – Miami)

- ★ Led the Dolphins with a then career-high 67 receptions and placed second on the team with a then career-best 687 receiving yards while also leading the team in kickoff returns and punt returns.

- ★ Had 41 punt returns for 378 yards, an average of 9.2 yards per return, including a long return of 47 yards, and 48 kickoff returns for 1,064 yards, an average of 22.2 yards per return.

- ★ Ranked eighth in the AFC in punt returns.

- ★ Had five catches for 41 yards against Buffalo (9/17) and recorded his 124th career kickoff return, breaking the Dolphins team record of 123 kickoff returns, previously held by Fulton Walker.

- ★ Tallied four catches for 55 yards against Houston (10/1) and added two kickoff returns for 53 yards, breaking the team record of 2,947 kickoff return yards, previously held by Mercury Morris.

- ★ Led the Dolphins in receptions with a then career-high nine catches for 77 yards against New England (10/8).

- ★ Had two catches for 14 yards, including his first career touchdown catch against Chicago (11/5).

2005 (16/1 – Miami)

- ★ Saw action in all 16 games, including one start, making 29 catches for 434 yards.

- ★ His reception total ranked fifth on the team while yardage figure was fourth.

- ★ Also returned 43 punts for a 9.1-yard average and 61 kickoffs for a 22.6-yard average.

- ★ Punt return average was sixth in the AFC and 11th in the NFL.

- ★ Of his 29 catches on the year, 12 came on third down while two more occurred on fourth down.

- ★ Of his 29 catches, 20 were good for a first down.

- ★ Finished with a season-high four receptions and 60 yards against Denver (9/11).

- ★ Had three receptions for a then career-high 97 yards against Tampa Bay (10/16), including a long of 41.

- ★ Returned a season-high seven kickoffs, tying a Dolphins' single-game record, for 162 yards against Kansas City (10/21).

- ★ Recorded the first start of his NFL career vs. Oakland (11/27) and caught one pass for 16 yards and also fielded five kickoffs for a 28.2-yard average, including a long of 41 yards.

2004 (14/0 – Miami, 1/0 – San Diego)

- ★ Played in a total of 15 games as a rookie.

- ★ Waived by the Chargers (9/15) and signed with the Dolphins as a free agent (9/21).

- ★ For the season, returned 61 kickoffs for a 23.2-yard average, including a 95-yard kickoff return for a touchdown.

- ★ Fielded 43 punts for a 10.8-yard average, all with the Dolphins.

- ★ His punt return average (10.8) ranked second in the AFC, trailing only Cleveland's Dennis Northcutt (12.0).

- ★ Served as an emergency kicker against the Patriots (10/10) and was 1-for-1 on field goals and 1-for-1 on PATs.

- ★ In his only game with the Chargers, returned four kickoffs for 102 yards against Houston (9/12).

- ★ Made his Dolphins debut against Pittsburgh (9/26) and returned three kickoffs for a 22.0-yard average along with two punts for 20 yards.

- ★ Was pressed into service as an emergency kicker when Olindo Mare injured his calf in pre-game warm ups against New England (10/10) and was named AFC Special Teams Player of the Week for his efforts.

- ★ Converted his only field goal attempt – from 29 yards – and his only PAT against the Patriots while also handling kickoff duties.

- ★ Became the first player in NFL history to have a kickoff return, a punt return, a field goal, a successful PAT and kickoff in the same game.

- ★ Fielded two punts for a 43.5-yard average, including a season-long return of 71 yards, on Monday Night Football against New England (12/20).

- ★ Returned a kickoff 95 yards for a touchdown against Baltimore (1/2), becoming the first Dolphin to achieve the feat since October 1, 1989.

COLLEGE

- ★ Welker was a four-year letterman at Texas Tech (2000-03) and appeared in a total of 50 games.

- ★ Finished his career with 259 receptions for 3,069 yards and 21 touchdowns, 559 yards rushing and a touchdown on 79 attempts and 152 punts returns for 1,761 yards, an 11.6-yard average, and eight touchdowns.

- ★ Left school as the NCAA career record-holder for punt return yards (1,761), as well as the single-season holder for returns (57 in 2002).

- ★ Finished as the NCAA all-time leader for punt return touchdowns (8). The record was later tied by Oklahoma's Antonio Perkins in 2004.

- ★ His reception and receiving yardage totals are both school career records.

- ★ Was a three-time All-Big 12 Conference first-team choice (2000, 2002-03).

PERSONAL

- ★ Wesley Welker was born the son of Leland and Shelley Welker on May 1, 1981 in Oklahoma City, Okla.

- ★ Attended Heritage Hall High School in Oklahoma City, where he played both running back and defensive back.

- ★ Was named the Oklahoma Player of the Year as a senior by numerous media outlets.

- ★ In his career, rushed for 3,235 yards and 53 touchdowns on 495 attempts, while catching 174 passes for 2,551 yards and 27 scores.

- ★ Scored a total of 90 touchdowns in his prep career.

- ★ For his extensive work in the community, Wes was named the winner of the Dolphins' 2005 Nat Moore Community Service Award.

- ★ Established the "83 Foundation" to provide underprivileged children in his hometown of Oklahoma City the opportunity to play football.

- ★ Graduated from Texas Tech with a degree in management.



★ ★ ★ ★ ★ WES WELKER ★ ★ ★ ★ ★

Pos: WR Ht: 5-9 Wt: 185 lbs Year: 7th Acq: TR(MIA)-07 College: Texas Tech Born: 5/1/81

REGULAR SEASON			RECEIVING					RUSHING					KICK RETURNS					PUNT RETURNS					
Year	Team	G/S	No	Yds	Avg	Lg	TD	No	Yds	Avg	Lg	TD	No	Yds	Avg	Lg	TD	No	FC	Yds	Avg	Lg	TD
2004	Chargers	1/0	0	0	-	-	0	0	0	-	-	0	4	102	25.5	33	0	0	0	0	0.0	-	0
2004	Dolphins	14/0	0	0	-	-	0	0	0	-	-	0	57	1313	23.0	95t	1	43	12	464	10.8	71	0
2005	Dolphins	16/1	29	434	15.0	47	0	1	5	5.0	5	0	61	1379	22.6	46	0	43	23	390	9.1	47	0
2006	Dolphins	16/2	67	687	10.3	38	1	0	0	-	-	0	48	1064	22.2	46	0	41	29	378	9.2	47	0
2007	Patriots	16/13	112	1175	10.5	42	8	4	34	8.5	27	0	7	176	25.1	33	0	25	7	249	10.0	35	0
2008	Patriots	16/14	111	1165	10.5	64	3	3	26	8.7	19	0	1	26	26.0	26	0	24	6	237	9.9	44	0
2009	Patriots	14/13	123	1348	11.0	58	4	5	36	7.2	11	0	2	45	22.5	27	0	27	16	338	12.5	69	0
2010	Patriots	15/11	86	848	9.9	35	7	0	0	0.0	0	0	0	0	0.0	0	0	7	7	36	5.1	22	0
Totals - 8 years		108/54	528	5,657	10.7	64	23	13	101	7.8	27	0	180	4105	22.8	95t	1	210	100	2092	10.0	71	0

Additional Statistics: Kicking: Career Field Goals (1-of-1, 29 yards, 10/10/04); Career Extra Points (1-of-1, 10/10/04, 1-of-1, 11/7/10); Career Kickoffs (3, 10/10/04; 1, 11/7/10). Special Teams Tackles: Career (7); 2004 (7). Special Teams Fumble Recoveries: Career (3); 2004 (2); 2006 (1).

POSTSEASON		RECEIVING						RUSHING					KICK RETURNS				PUNT RETURNS						
Year	Team	G/S	No	Yds	Avg	Lg	TD	No	Yds	Avg	Lg	TD	No	Yds	Avg	Lg	TD	No	FC	Yds	Avg	Lg	TD
2007	Patriots	3/3	27	213	7.9	19	2	1	13	13.0	13	0	0	0	0.0	0	0	2	2	29	14.5	15	0
2009	Patriots	0/0	Injured reserve																				
Totals - 2 years		3/3	27	213	7.9	19	2	1	13	13.0	13	0	0	0	0.0	0	0	2	2	29	14.5	15	0

★ ★ ★ ★ ★ WELKER'S CAREER GAME-BY-GAME ★ ★ ★ ★ ★

		Receiving					Rushing					Kick Returns					Punt Returns						
2004	Opponent	P/S	No	Yds	Avg	Lg	TD	No	Yds	Avg	Lg	TD	No	Yds	Avg	Lg	TD	No	FC	Yds	Avg	Lg	TD
09/12	at Houston	p	-	-	-	-	-	-	-	-	-	-	4	102	25.5	33	0	-	-	-	-	-	-
09/26	Pittsburgh	p	-	-	-	-	-	-	-	-	-	-	3	66	22.0	26	0	2	0	20	10.0	10	0
10/03	N.Y. Jets	p	-	-	-	-	-	-	-	-	-	-	4	90	22.5	35	0	1	1	8	8.0	8	0
10/10	at New England	p	-	-	-	-	-	-	-	-	-	-	5	101	20.2	27	0	5	0	41	8.2	21	0
10/17	at Buffalo	p	-	-	-	-	-	-	-	-	-	-	4	80	20.0	22	0	1	0	5	5.0	5	0
10/24	St. Louis	p	-	-	-	-	-	-	-	-	-	-	3	40	13.3	16	0	4	0	31	7.8	20	0
11/01	at N.Y. Jets	p	-	-	-	-	-	-	-	-	-	-	6	117	19.5	27	0	2	2	9	4.5	6	0
11/07	Arizona	p	-	-	-	-	-	-	-	-	-	-	2	45	22.5	25	0	4	0	33	8.3	20	0
11/21	at Seattle	p	-	-	-	-	-	-	-	-	-	-	4	91	22.8	32	0	3	2	33	11.0	23	0
11/28	at San Francisco	p	-	-	-	-	-	-	-	-	-	-	2	31	15.5	22	0	5	2	72	14.4	35	0
12/05	Buffalo	p	-	-	-	-	-	-	-	-	-	-	6	158	26.3	34	0	6	0	51	8.5	13	0
12/12	at Denver	p	-	-	-	-	-	-	-	-	-	-	4	97	24.3	27	0	2	1	9	4.5	7	0
12/20	New England	p	-	-	-	-	-	-	-	-	-	-	5	139	27.8	31	0	2	2	87	43.5	71	0
12/26	Cleveland	p	-	-	-	-	-	-	-	-	-	-	2	48	24.0	26	0	3	0	37	12.3	17	0
01/02	at Baltimore	p	-	-	-	-	-	-	-	-	-	-	7	210	30.0	95t	1	3	2	28	9.3	16	0
2004 Totals		15/0	0	0	0	0	0	0	0	0	0	0	61	1415	23.2	95t	1	43	12	464	10.8	71	0
		Receiving					Rushing					Kick Returns					Punt Returns						
2005	Opponent	P/S	No	Yds	Avg	Lg	TD	No	Yds	Avg	Lg	TD	No	Yds	Avg	Lg	TD	No	FC	Yds	Avg	Lg	TD
09/11	Denver	p	4	60	15.0	26	0	-	-	-	-	-	2	51	25.5	28	0	4	0	64	16.0	20	0
09/18	at N.Y. Jets	p	2	21	10.5	15	0	-	-	-	-	-	4	73	18.3	22	0	5	2	26	5.2	23	0
09/25	Carolina	p	-	-	-	-	-	1	5	5.0	5	0	4	80	20.0	27	0	1	2	4	4.0	4	0
10/09	at Buffalo	p	2	24	12.0	16	0	-	-	-	-	-	4	93	23.3	27	0	5	1	33	6.6	15	0
10/16	at Tampa Bay	p	3	97	32.3	41	0	-	-	-	-	-	6	130	21.7	27	0	4	2	70	17.5	38	0
10/21	Kansas City	p	2	41	20.5	34	0	-	-	-	-	-	7	162	23.1	26	0	2	2	55	27.5	47	0
10/30	at New Orleans	p	3	17	5.7	8	0	-	-	-	-	-	4	67	16.8	23	0	1	2	11	11.0	11	0
11/06	Atlanta	p	1	6	6.0	6	0	-	-	-	-	-	3	56	18.7	22	0	1	0	0	0.0	0	0
11/13	New England	p	2	61	30.5	47	0	-	-	-	-	-	4	112	28.0	46	0	3	2	13	4.3	7	0
11/20	at Cleveland	p	2	12	6.0	7	0	-	-	-	-	-	4	79	19.8	28	0	2	0	23	11.5	13	0
11/27	at Oakland	S	1	16	16.0	16	0	-	-	-	-	-	5	141	28.2	41	0	0	2	0	-	-	0
12/04	Buffalo	p	4	40	10.0	17	0	-	-	-	-	-	4	74	18.5	23	0	5	1	14	2.8	10	0
12/11	at San Diego	p	-	-	-	-	-	-	-	-	-	-	3	90	30.0	43	0	0	3	0	-	-	0
12/18	N.Y. Jets	p	1	19	19.0	19	0	-	-	-	-	-	4	105	26.3	43	0	3	0	31	10.3	18	0
12/24	Tennessee	p	-	-	-	-	-	-	-	-	-	-	-	-	-	-	-	5	2	28	5.6	14	0
01/01	at New England	p	2	20	10.0	11	0	-	-	-	-	-	3	66	22.0	23	0	2	2	18	9.0	10	0
2005 Totals		16/1	29	434	15.0	47	0	1	5	5.0	5	0	61	1379	22.6	46	0	43	23	390	9.1	47	0
		Receiving					Rushing					Kick Returns					Punt Returns						
2006	Opponent	P/S	No	Yds	Avg	Lg	TD	No	Yds	Avg	Lg	TD	No	Yds	Avg	Lg	TD	No	FC	Yds	Avg	Lg	TD
09/07	at Pittsburgh	p	4	67	16.8	31	0	-	-	-	-	-	3	74	24.7	30	0	3	1	79	26.3	47	0
09/17	Buffalo	p	5	41	8.2	20	0	-	-	-	-	-	4	101	25.3	39	0	1	1	7	7	7	0
09/24	Tennessee	p	5	59	11.8	19	0	-	-	-	-	-	2	42	21	23	0	2	2	1	10	10	0
10/01	at Houston	p	4	55	13.8	29	0	-	-	-	-	-	2	53	26.5	28	0	1	2	11	11	11	0
10/08	at New England	p	9	77	8.6	25	0	-	-	-	-	-	4	103	25.8	28	0	2	3	18	9	12	0

★ ★ ★ ★ ★ **WELKER'S CAREER GAME-BY-GAME** ★ ★ ★ ★ ★

10/15	at N.Y. Jets	p	6	56	9.3	25	0	-	-	-	-	5	69	13.8	16	0	4	1	31	7.8	12	0		
10/22	Green Bay	p	6	38	6.3	11	0	-	-	-	-	4	77	19.3	33	0	3	1	23	7.7	9	0		
11/05	at Chicago	p	2	14	7.0	8	1	-	-	-	-	4	70	17.5	22	0	2	1	13	6.5	10	0		
11/12	Kansas City	p	3	46	15.3	30	0	-	-	-	-	3	67	22.3	24	0	4	2	56	14	17	0		
11/19	Minnesota	S	4	59	14.8	36	0	-	-	-	-	2	46	23	33	0	2	3	20	10	11	0		
11/23	at Detroit	p	5	42	8.4	14	0	-	-	-	-	3	85	28.3	45	0	5	0	30	6	9	0		
12/03	Jacksonville	p	5	44	8.8	13	0	-	-	-	-	2	26	13	26	0	1	1	2	2	2	0		
12/10	New England	p	1	-1	-1.0	-1	0	-	-	-	-	-	-	-	-	-	4	3	36	9	14	0		
12/17	at Buffalo	p	4	56	14.0	38	0	-	-	-	-	3	61	20.3	32	0	2	3	11	5.5	12	0		
12/25	N.Y. Jets	S	1	11	11.0	11	0	-	-	-	-	4	83	20.8	27	0	3	3	31	10.3	16	0		
12/31	at Indianapolis	p	3	23	7.7	11	0	-	-	-	-	3	107	35.7	46	0	2	2	8	4	8	0		
2006 Totals			16/0	67	687	10.3	38	1	0	0	0.0	0	0	48	1064	22.2	46	0	41	29	378	9.2	47	0
			Receiving					Rushing					Kick Returns					Punt Returns						
2007	Opponent	P/S	No	Yds	Avg	Lg	TD	No	Yds	Avg	Lg	TD	No	Yds	Avg	Lg	TD	No	FC	Yds	Avg	Lg	TD	
09/09	at N.Y. Jets	p	6	61	10.2	13	1	-	-	-	-	-	-	-	-	-	-	2	0	6	3.0	6	0	
09/16	San Diego	S	8	91	11.4	34	0	1	6	6.0	6	0	-	-	-	-	-	2	0	13	6.5	13	0	
09/23	Buffalo	p	6	69	11.5	26	0	-	-	-	-	-	-	-	-	-	-	3	0	72	24.0	29	0	
10/01	at Cincinnati	S	3	22	7.3	11	0	1	27	27.0	27	0	-	-	-	-	-	2	0	16	8.0	9	0	
10/07	Cleveland	S	4	19	4.8	7	0	-	-	-	-	-	2	51	25.5	33	0	2	0	19	9.5	12	0	
10/14	at Dallas	S	11	124	11.3	35t	2	-	-	-	-	-	2	55	27.5	30	0	3	1	37	12.3	18	0	
10/21	at Miami	S	9	138	15.3	36	2	-	-	-	-	-	1	25	25.0	25	0	3	0	9	3.0	8	0	
10/28	Washington	S	9	89	9.9	19	1	-	-	-	-	-	-	-	-	-	-	0	1	0	0.0	0	0	
11/04	at Indianapolis	S	5	38	7.6	12	1	-	-	-	-	-	1	26	26.0	26	0	3	0	60	20.0	35	0	
11/18	at Buffalo	S	7	78	11.1	24	0	1	3	3.0	3	0	-	-	-	-	-	1	1	4	4.0	4	0	
11/25	Philadelphia	S	13	149	11.5	42	0	-	-	-	-	-	-	-	-	-	-	-	-	-	-	-	-	
12/03	at Baltimore	S	3	18	6.0	7	0	-	-	-	-	-	-	-	-	-	-	1	1	1	1.0	1	0	
12/09	Pittsburgh	S	9	78	8.7	22	1	-	-	-	-	-	-	-	-	-	-	1	0	2	2.0	2	0	
12/16	N.Y. Jets	S	3	30	10.0	16	0	1	-2	-2.0	-2	0	-	-	-	-	-	0	1	0	0.0	0	0	
12/23	Miami	S	5	49	9.8	20	0	-	-	-	-	-	1	19	-	-	-	0	1	0	0.0	0	0	
12/29	at N.Y. Giants	p	11	122	11.1	28	0	-	-	-	-	-	1	19	19.0	19	0	2	0	10	5.0	8	0	
2007 Totals			16/13	112	1175	10.5	42	8	4	34	8.5	27	0	7	176	25.1	33	0	25	6	249	10.0	35	0
01/12	Jacksonville	S	9	54	6.0	9	1	1	13	13.0	13	0	-	-	-	-	-	1	0	14	14.0	14	0	
01/20	San Diego	S	7	56	8.0	12	1	-	-	-	-	-	-	-	-	-	-	0	1	0	0.0	0	0	
02/03	N.Y. Giants	S	11	103	9.4	19	0	-	-	-	-	-	-	-	-	-	-	1	1	15	15.0	15	0	
2007 Postseason			3/3	27	213	7.9	19	2	1	13	13.0	13	0	0	0	0	0	0	2	2	29	14.5	15	0
			Receiving					Rushing					Kick Returns					Punt Returns						
2008	Opponent	P/S	No	Yds	Avg	Lg	TD	No	Yds	Avg	Lg	TD	No	Yds	Avg	Lg	TD	No	FC	Yds	Avg	Lg	TD	
09/07	Kansas City	S	6	51	8.5	13	0	-	-	-	-	-	-	-	-	-	-	-	-	-	-	-	-	-
09/14	at N.Y. Jets	S	7	72	10.3	26	0	-	-	-	-	-	-	-	-	-	-	-	-	-	-	-	-	-
09/21	Miami	S	6	55	9.2	21	0	1	19	19.0	19	0	-	-	-	-	-	-	-	-	-	-	-	-
10/05	at San Francisco	S	8	73	9.1	20	0	-	-	-	-	-	-	-	-	-	-	-	-	-	-	-	-	-
10/12	at San Diego	S	9	73	8.1	15	0	-	-	-	-	-	-	-	-	-	-	-	-	-	-	-	-	-
10/20	Denver	S	6	63	10.5	27	1	-	-	-	-	-	-	-	-	-	-	3	0	63	21.0	44	0	
10/26	St. Louis	S	7	79	11.3	20	0	-	-	-	-	-	1	26	26.0	26	0	3	1	30	10.0	13	0	
11/02	at Indianapolis	S	7	37	5.3	10	0	-	-	-	-	-	-	-	-	-	-	2	0	24	12.0	15	0	
11/09	Buffalo	S	9	107	11.8	27	0	2	7	3.5	7	0	-	-	-	-	-	1	0	10	10.0	10	0	
11/13	N.Y. Jets	S	7	108	15.4	29	0	-	-	-	-	-	-	-	-	-	-	3	1	14	4.7	10	0	
11/23	at Miami	S	8	120	15.0	64	0	-	-	-	-	-	-	-	-	-	-	2	1	20	10.0	12	0	
11/30	Pittsburgh	S	4	30	7.5	12	0	-	-	-	-	-	-	-	-	-	-	2	1	0	0.0	1	0	
12/07	at Seattle	S	12	134	11.2	25	0	-	-	-	-	-	-	-	-	-	-	3	1	20	6.7	10	0	
12/14	at Oakland	S	6	69	11.5	30	1	-	-	-	-	-	-	-	-	-	-	-	-	-	-	-	-	-
12/21	Arizona	p	7	68	9.7	20	1	-	-	-	-	-	-	-	-	-	-	5	1	56	11.2	28	0	
12/28	at Buffalo	p	2	26	13.0	14	0	-	-	-	-	-	-	-	-	-	-	-	-	-	-	-	-	-
2008 Totals			16/14	111	1165	10.5	64	3	3	26	8.7	19	0	1	26	26.0	26	0	24	6	237	9.9	44	0
			Receiving					Rushing					Kick Returns					Punt Returns						
2009	Opponent	P/S	No	Yds	Avg	Lg	TD	No	Yds	Avg	Lg	TD	No	Yds	Avg	Lg	TD	No	FC	Yds	Avg	Lg	TD	
09/14	Buffalo	p	12	93	7.8	14	0	-	-	-	-	-	-	-	-	-	-	2	0	21	10.5	11	0	
09/20	at N.Y. Jets		Inactive																					
09/27	Atlanta		Inactive																					
10/04	Baltimore	S	6	48	8.0	15	0	-	-	-	-	-	-	-	-	-	-	-	-	-	-	-	-	-
10/11	at Denver	S	8	86	10.8	17	1	-	-	-	-	-	-	-	-	-	-	-	-	-	-	-	-	-
10/18	Tennessee	S	10	150	15.0	48	2	-	-	-	-	-	-	-	-	-	-	1	0	0	0.0	0	0	0
10/25	at Tampa Bay	S	10	107	10.7	16	1	1	6	6.0	6	0	-	-	-	-	-	4	5	53	13.3	24	0	
11/08	Miami	S	9	84	9.3	14	0	-	-	-	-	-	-	-	-	-	-	1	3	5	5.0	5	0	
11/15	at Indianapolis	S	9	94	10.4	15	0	-	-	-	-	-	-	-	-	-	-	5	1	117	23.4	69	0	
11/22	N.Y. Jets	S	15	192	12.8	43	0	1	11	11.0	11	0	-	-	-	-	-	2	2	-1	-0.5	0	0	0
11/30	at New Orleans	S	6	32	5.3	10	0	2	14	7.0	11	0	-	-	-	-	-	1	2	41	41.0	41	0	
12/06	at Miami	S	10	167	16.7	58	0	-	-	-	-	-	1	27	27.0	27	0	3	1	29	9.7	12	0	
12/13	Carolina	S	10	105	10.5	23	0	-	-	-	-	-	-	-	-	-	-	5	1	47	9.4	17	0	
12/20	at Buffalo	S	4	40	10.0	14	0	1	5	5.0	5	0	1	18	18.0	18	0	2	1	17	8.5	11	0	
12/27	Jacksonville	S	13	138	10.6	29	0	-	-	-	-	-	-	-	-	-	-	1	0	9	9.0	9	0	
01/03	at Houston	S	1	12	12.0	12	0	-	-	-	-	-	-	-	-	-	-	-	-	-	-	-	-	-
2009 Totals			14/13	123	1348	11.0	58	4	5	36	7.2	11	0	2	45	22.5	27	0	27	16	338	12.5	69	0



Ryan
WENDELL

62

HT: 6-2 WT: 290

Born: 3/4/86 Exp. (NFL/Patriots): 2/2

GP/GS (Playoffs): 17/2 (1/0) Acq: FA-09

College: Fresno State Hometown: Diamond Bar, Calif.

★ ★ ★ **C E N T E R** ★ ★ ★

CAREER TRANSACTIONS

Ryan Wendell was signed by the Patriots as an undrafted free agent on May 2, 2008 ... Released by the Patriots (8/26/08) ... Signed to the Patriots practice squad (9/24/08) ... Released by the Patriots (9/22/09) ... Signed to the Patriots practice squad (9/24/09) ... Signed to the Patriots' active roster (12/31/09).

SEASONAL REVIEWS

2010 (15/2)

- ★ Started his second career game against the Dolphins (1/2).
- ★ Started his first career game, filling in for the injured Dan Connolly at right guard against the Bills (12/26).
- ★ Saw extensive time at right guard in the second half against the Packers, filling in for the injured Dan Connolly (12/19).
- ★ Played in a reserve role against the Steelers (11/14), Colts (11/21), Lions (11/25), Jets (12/6) and Bears (12/12).
- ★ Was inactive against the Browns (11/7).
- ★ Played in a reserve role against the Vikings (10/31).
- ★ Saw extensive time at left guard in the second half against San Diego (10/24).
- ★ Played in short-yardage situations and also saw some action at left guard against the Ravens (10/17).
- ★ Saw action on the offensive line in short-yardage situations against the Dolphins (10/4).
- ★ Saw time at left guard in the fourth quarter in a short yardage situation when Dan Connolly moved to fullback against the Bills (9/26).
- ★ Played on special teams against the Bengals (9/12) and Jets (9/19).
- ★ Replaced Stephen Neal at right guard during the Cincinnati game for a few plays, marking his first NFL action on the offensive line (9/12).

2009 (2/0, 1/0)

- ★ Earned a spot on the 53-man roster coming out of training camp and played in the first two games of the season before being released and signed to the practice squad.
- ★ Was signed back to the 53-man roster prior to the regular-season finale but was inactive for the game at Houston (1/3).
- ★ Made his NFL debut on special teams in the 2009 season-opener vs. Buffalo (9/14).



EXTRA POINTS

- ★ Had his jersey retired at Diamond Bar High School and was elected to the school's hall of fame.
 - ★ An excellent student, who won the California Governor's Scholar Share Award.
 - ★ Played as a reserve on special teams at the N.Y. Jets (9/20).
 - ★ Saw action on special teams in the postseason game vs. Baltimore (1/10).
- ### 2008 (0/0)
- ★ Spent his first NFL season on the Patriots practice squad after signing with the team as a rookie free agent.


COLLEGE

- ★ Played center at Fresno State and was part of an offensive line that set a school record for fewest sacks surrendered with 12.
- ★ Earned All-WAC and Academic All-WAC honors.
- ★ Played in nine games as a true freshman in 2004.
- ★ In 2004, he helped school finish as the nation's fifth ranked offense, scoring more than 38 points per game.

PERSONAL

- ★ Ryan Wendell was born on March 4, 1986.
- ★ Attended Diamond Bar (Calif.) High School where he had his jersey retired and was named to the school's hall of fame.
- ★ Selected first-team All-CIF Southern Section as a defensive lineman as a senior and won it as an offensive lineman as a junior.
- ★ Named the Sierra League's Most Valuable Player.
- ★ An excellent student, who won the California Governor's Scholar Share Award.





**Tracy
WHITE**

58

HT: 6-0 WT: 230
Born: 4/14/81 Exp. (NFL/Patriots): 8/1
GP/GS (Playoffs): 110/2 (6/1) Acq: TR (PHI)-10
College: Howard - Hometown: St. Stephen, S.C.

★ ★ ★ **LINEBACKER** ★ ★ ★

CAREER TRANSACTIONS

Tracy White was acquired by the Patriots from the Philadelphia Eagles on September 5, 2010 in exchange for future draft considerations...Originally signed by Seattle as a rookie free agent on May 1, 2003...Waived by Seattle on Sept. 4, 2005...Claimed off waiver by Green Bay on Sept. 5, 2005...Waived by Green Bay on Sept. 26, 2006...Signed by Green Bay on Oct. 5, 2006...Waived by Green Bay on Oct. 7, 2008...Signed by Philadelphia as a free agent on Oct. 14, 2008.

CAREER HIGHLIGHTS

★ A standout special teams player throughout his career, he has 112 special teams tackles in 110 NFL games.

SEASONAL REVIEWS

2010 (16/0)

- ★ Finished second on the team with 18 special teams tackles, tying his career-high.
- ★ Saw time on special teams in the season finale against the Dolphins (1/2).
- ★ Registered two special teams tackles against the Bills (12/26).
- ★ Played on special teams against the Packers (12/19).
- ★ Tallied two special teams tackles against the Bears (12/12).
- ★ Made one special teams tackle against the Jets (12/6), one against the Lions (11/25), and one against the Colts (11/21).
- ★ Recorded two special teams tackles against the Steelers (11/14).
- ★ Made one special teams tackle against the Browns (11/7).
- ★ Played on special teams against the Vikings (10/31) and Chargers (10/24).
- ★ Made one special teams tackles against Baltimore (10/17).
- ★ Recorded a season-high three special teams tackles against Miami (10/4).
- ★ Played on special teams in the first three games of the season, recording two special teams tackles against the Bengals (9/12), one against the Jets (9/19), and one against the Bills (9/26).

2009 (16/0, 1/0 – Philadelphia)

- ★ Played in all 16 regular-season games and one postseason game.
- ★ Finished with 22 total tackles on defense and one interception and added a team-leading 18 special teams tackles.
- ★ Notched his first-career interception off QB Alex Smith vs. San Francisco (12/20) to help set up a field goal.



EXTRA POINTS

★ Draws inspiration from his father, Emanuel, who was rendered legally blind from a brain tumor he suffered over 20 years ago. Tracy and Emanuel enjoy playing the card game spades together and talking about the NFL.

- ★ Recovered a fumble on kickoff coverage at Atlanta (12/6)
- ★ Tipped a pass by Jay Cutler at Chicago (11/22) that was intercepted by Sean Jones.

2008 (15/0, 3/0 – Green Bay /Philadelphia)

- ★ Began the season with Green Bay and played in five games before being released on Oct. 7.
- ★ Was signed by Philadelphia on Oct. 14 and played in ten games and three postseason games for the Eagles.
- ★ Finished with one tackle on defense and six special teams tackles for Green Bay.
- ★ Finished with 10 special teams tackles for the Eagles.

2007 (13/0, 2/1 – Green Bay)

- ★ Played in 13 games and ranked second on the team with 16 special teams tackles, adding two fumble recoveries and one touchdown.
- ★ Missed three games due to an ankle injury.
- ★ Also played in both playoff games with one start.
- ★ Recorded his first NFL touchdown vs. Philadelphia (9/9) when Eagles WR Greg Lewis mishandled a punt that rolled into the end zone before being recovered by White.
- ★ Recovered a fumble by Giants KR Ahmad Bradshaw at New York (9/16) to help set up a Green Bay touchdown.
- ★ Saw his most extensive action from scrimmage vs. Detroit (12/30), playing 18 defensive snaps.
- ★ Started in the Divisional playoff game vs. Seattle (12/12) when the team opened in its goal-line formation.

2006 (14/0 – Green Bay)

- ★ In two stints on the Green Bay roster played in 14 games and was inactive for one game.
- ★ Was waived on Sept. 25 and then was re-signed on Oct. 5.
- ★ Led the team with 17 special teams tackles.
- ★ Saw reserve playing time on defense as an extra linebacker in goal line packages.

2005 (15/0 – Jacksonville)

- ★ Went to training camp with Seattle but was waived and claimed off waivers by Jacksonville.

- ★ Played in 15 games on special teams and as a reserve linebacker and finished with six special teams tackles.
- ★ Finished the season on injured reserve with an ankle injury and missed the regular-season finale.

2004 (10/2 – Seattle)

- ★ Began the season playing primarily on special teams but due to injuries also started two games at linebacker.
- ★ Finished with 26 tackles (19 solo) with one sack and also added 12 special teams tackles.
- ★ In his first NFL start at Arizona (10/24), had a career-high 13 tackles and registered his one career NFL sack.

2003 (10/0 – Seattle)

- ★ Signed by Seattle as a rookie free agent and was one of only two non-drafted rookies to make the team.
- ★ Played in 10 games, all on special teams.
- ★ Finished the year with nine special teams tackles.

COLLEGE

- ★ Started 44 games at Howard, leading the team in tackles all four years and becoming the school's all-time leader in career tackles with 500.

- ★ Also recorded 22 sacks with six interceptions.
- ★ A three-time All-MEAC selection and two-time finalist for the Buck Buchanan Award, given to the top defensive player in Division I-AA.
- ★ Named Black College Defensive Player of the Year as a junior in 2001.


PERSONAL

- ★ Given name is Tracy Donnel White
- ★ Played linebacker and was the kicker at Timberland High School in St. Stephen, S.C. where he also wrestled and competed in track and field.
- ★ Has been working to help build a "Hope Center" in his hometown of St. Stephen, SC. The building and program is being designed to provide activities for the youth in the area such as football, swimming and basketball.

★ ★ ★ ★ ★ TRACY WHITE ★ ★ ★ ★ ★

Pos: LB Ht: 6-0 Wt: 230 Year: 8th Acq: TR (PHI)-10 College: Howard Born: 4/18/81

REGULAR SEASON		TACKLES						INTERCEPTIONS						MISCELLANEOUS				
Year	Team	G/S	TT	UT	A	S	Yds	No	Yds	Avg	Lg	TD	PD	FF	FR	Yds	TD	SpT
2003	Seahawks	11/0	0	0	0	0	0	0	0	0	0	0	0	0	0	0	0	9
2004	Seahawks	10/2	26	19	7	1	7	0	0	0	0	0	0	0	0	0	0	12
2005	Jaguars	15/0	0	0	0	0	0	0	0	0	0	0	0	0	0	0	0	6
2006	Packers	14/0	0	0	0	0	0	0	0	0	0	0	0	0	0	0	0	17
2007	Packers	13/0	1	0	1	0	0	0	0	0	0	0	0	0	0	0	0	16
2008	GB/PHI	15/0	0	0	0	0	0	0	0	0	0	0	0	0	0	0	0	16
2009	Eagles	16/0	22	15	7	0	0	1	5	5.0	5	0	1	0	0	0	0	18
2010	Patriots	16/0	0	0	0	0	0	0	0	0	0	0	0	0	0	0	0	18
Totals - 8 Years		110/2	49	34	15	1	7	1	5	5.0	5	0	1	0	0	0	0	112
REGULAR SEASON		TACKLES						INTERCEPTIONS						MISCELLANEOUS				
Year	Team	G/S	TT	UT	A	S	Yds	No	Yds	Avg	Lg	TD	PD	FF	FR	Yds	TD	
2007	Packers	2/1	0	0	0	0	0	0	0	0	0	0	0	0	0	0	0	2
2008	Eagles	3/0	0	0	0	0	0	0	0	0	0	0	0	0	0	0	0	3
2009	Eagles	1/0	0	0	0	0	0	0	0	0	0	0	0	0	0	0	0	1
Totals - 3 Years		6/1	0	0	0	0	0	0	0	0	0	0	0	0	0	0	0	6



Vince WILFORK

75
 HT: 6-2 WT: 325
 Born: 11/4/81 Exp. (NFL/Patriots): 7/7
 GP/GS (Playoffs): 109/96 (12/10) Acq: D1a-04 (21st)
 College: Miami (Fla.) Hometown: Boynton Beach, Fla.
SUPER BOWLS PRO BOWLS

★ ★ ★ NOSE TACKLE ★ ★ ★

04 07 09 10

CAREER TRANSACTIONS

Vince Wilfork was drafted by the New England Patriots in the first round (21st overall) of the 2004 NFL Draft ... Signed by the Patriots (7/19/04) ... Re-signed by the Patriots (3/5/10).

CAREER HIGHLIGHTS

- ★ Wilfork entered the 2010 season having played in 90 games with 80 starts over six seasons with the Patriots (2004-09). The Patriots own a 68-22 (.756) record in Wilfork's 90 career regular-season games.
- ★ Was selected to serve as a defensive co-captain by his teammates in 2008, 2009 and 2010.
- ★ In 2007, Wilfork earned his first career Pro Bowl selection and was named to the Associated Press All-Pro Second Team.
- ★ Named to second Pro Bowl in 2009 after leading the defense line with 65 total tackles.
- ★ During his six seasons, Wilfork has helped the Patriots' defense finish in the top 10 four times: 2004 (9), 2006 (6), 2007 (4) and 2008 (10).
- ★ In 2007, Wilfork was a leader on the first team in NFL history to complete a 16-0 regular season, as the Patriots tied the NFL's all-time mark with 18 overall victories and set a league record for point differential, outscoring opponents by 315 points.

SEASONAL REVIEWS

2010 (16/16)

- ★ Finished the season with 87 total tackles, second in his career to his 91 tackles in 2005.
- ★ Voted to his third career Pro Bowl.
- ★ Named a co-captain for the third consecutive year.
- ★ Was credited with his first two sacks of the season, dropping Chad Henne for losses of nine and six yards on the same possession in the third quarter. It was Wilfork's first career two-sack game. Added five tackles against the Dolphins (1/2).
- ★ Registered four tackles and a pass defended against the Bills (12/26).
- ★ Tallied nine tackles against the Packers (12/19).
- ★ Recorded two tackles against the Bears (12/12).
- ★ Made three tackles, including one for a loss, against the Jets (12/6).
- ★ Was credited with nine tackles against the Lions (11/25).
- ★ Registered seven tackles including one for a two-yard loss on second down in the fourth quarter against the Colts (11/21).
- ★ Started at nose tackle and registered four tackles against the Steelers (11/14).
- ★ Started at left defensive end and made eight tackles against Cleveland (11/7).
- ★ Made eight tackles against the Vikings, including a combined stop with Brandon Spikes on Adrian Peterson for



EXTRA POINTS

- ★ Vince was the 2010 recipient of the Ron Burton Community Service Award.
- ★ Vince and his wife Bianca host an annual draft day fundraiser to support the Diabetes Research Institute. The event has grown in each of its six years and has raised more than \$150,000 to fight diabetes, which claimed Vince's father's life while Vince was at the University of Miami.
- ★ Vince is an active member of the Mass Mentoring Partnership, a group dedicated to supporting mentoring in Massachusetts.
- ★ Vince played multiple positions in high school, including running back and punt returner.
- ★ Vince's jersey number 75 was retired at Santa-Luces High School in Lantana, Fla., in September, 2008. His number was the first to ever be retired by the school.

a 1-yard loss on first-and-goal from the 10-yard line late in the second quarter, sparking a defensive stand that ended in Spikes and Jermaine Cunningham stopping Peterson on a 2-yard loss on fourth-and-goal from the 1-yard line (10/31).

★ Tallied three tackles in a start at left defensive end against San Diego (10/24).

★ Started at right defensive end and made 10 tackles against the Ravens (10/17). Combined with Gerard Warren to stop Joe Flacco for no gain on a quarterback sneak on third-and-1 in the fourth quarter, forcing a punt on the next play and setting up Stephen Gostkowski's game-tying field goal with 1:51 remaining in regulation.

★ Started at left defensive end before returning to nose guard. Made three tackles against the Dolphins (10/4).

★ Registered four tackles in the season opener against Cincinnati (9/12) and six tackles and a pass defended against the Jets (9/19).

2009 (13/13, 1/1)

★ Earned his second Pro Bowl berth after starting in 13 games and finishing with 65 total tackles, two passes defended and one forced fumble.

★ His 65 tackles led the Patriots defensive linemen.

★ Named defensive co-captain by his teammates.

★ Missed the final three regular-season games due to injury.



- ★ Registered his first career forced fumble at the N.Y. Jets (9/20), stripping Leon Washington on a first quarter carry, allowing Leigh Bodden to recover and set up a field goal drive.
- ★ Had a team-leading 10 total tackles vs. the N.Y. Jets (11/22).
- ★ Set a single-game career high in tackles with 18 in a Wild Card playoff game vs. Baltimore (1/10).

2008 (16/16)

- ★ Started all 16 games at nose tackle and finished second on the team with 85 tackles, the second highest single-season total of his career.
- ★ Recorded two sacks, three quarterback hits and a pass defended.
- ★ Named a defensive captain by his teammates for the first time.
- ★ Led the team with five solo tackles at San Diego (10/12).
- ★ Tallied seven tackles (5 solo) with one quarterback hit against Buffalo (11/9).
- ★ Tied a then season high with eight tackles and tallied his first sack of the season against the N.Y. Jets (11/13).
- ★ Tied for the team lead with six tackles (5 solo) and added his second sack in as many weeks at Miami (11/23).
- ★ Tallied seven tackles, including five solo stops at Oakland (12/14) and blocked Sebastian Janikowski's extra point attempt, the first blocked PAT by a Patriot since 2002.
- ★ Tallied a season high 10 tackles in the Patriots' first shutout victory since 2006 at Buffalo (12/28).

2007 (16/16, 3/3)

- ★ Started at nose tackle in all 16 regular-season games for the second time in his career.
- ★ Earned his first Pro Bowl selection.
- ★ Named to the Associated Press All-Pro Second Team.
- ★ Recovered a fumble by quarterback Philip Rivers on a strip-sack by Rosevelt Colvin while making five tackles against San Diego (9/16).
- ★ Tied for the team lead in tackles with eight in a win over Cleveland (10/7) and registered his first sack of the season.
- ★ Tied a season high with eight tackles at Baltimore (12/3).
- ★ Picked up his second sack of the season, taking down Ben Roethlisberger for an 8-yard loss vs. Pittsburgh (12/9).
- ★ Tallied two tackles for a loss or no gain as the Patriots improved to 16-0 at the N.Y. Giants (12/29).
- ★ Made six tackles in the Patriots' AFC Division playoff win over Jacksonville (1/12).
- ★ Tied for the team lead in tackles with seven in the Patriots' victory over San Diego in the AFC Championship Games (1/20).

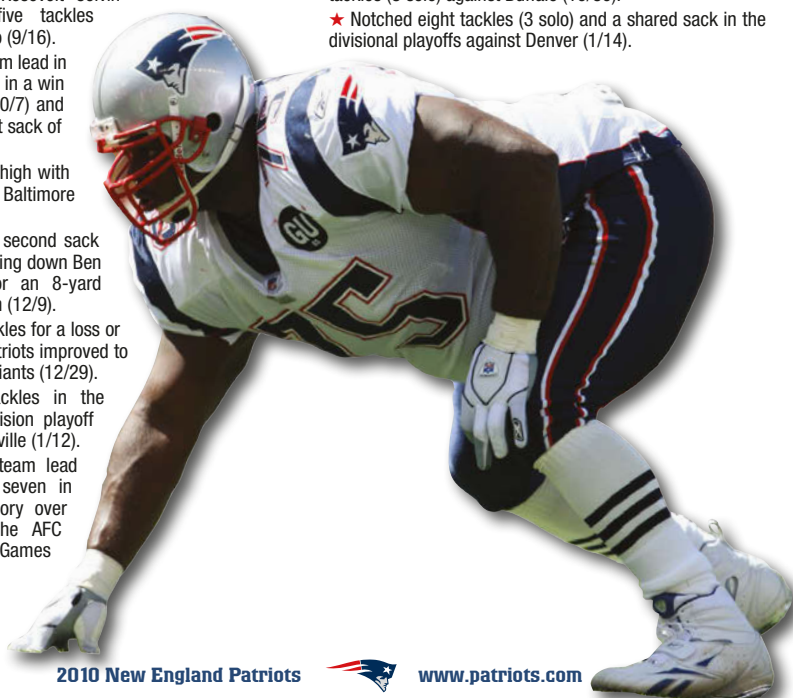
- ★ Made five tackles (4 solo) in Super Bowl XLII against the New York Giants (2/3).

2006 (13/13, 3/3)

- ★ Despite missing the final three regular season contests, finished fourth on the team with 81 tackles (46 solo).
- ★ Registered seven tackles (5 solo), a sack and a quarterback hit vs. the N.Y. Jets (9/17).
- ★ Finished tied for second on the team with 10 tackles (7 solo) against Denver (9/24).
- ★ Notched six tackles (5 solo), a fumble recovery and a pass defended against Buffalo (10/22).
- ★ Registered three tackles (2 solo), a fumble recovery and a quarterback hit in a Wild Card game vs. the N.Y. Jets (1/7).
- ★ Scooped up a Chad Pennington lateral that was batted down by Rosevelt Colvin and rumbled 31 yards to the Jets' 15-yard line in the third quarter.
- ★ Tied for second on the team with seven tackles (6 solo) in the AFC Championship at Indianapolis (1/21).

2005 (16/16, 2/2)

- ★ Started all 16 games and both playoff contests.
- ★ Led all Patriots defensive linemen and ranked second on the team with a career-high 91 tackles.
- ★ In the playoffs, ranked fifth on the team with 13 tackles (6 solo) and a half sack.
- ★ Notched a then career-high 12 tackles (8 solo) against Buffalo (10/30).
- ★ Was part of a defensive front that allowed an average of just 31.3 rushing yards per game in the month of December.
- ★ Finished with seven tackles (4 solo), including a split sack against Carolina (9/18).
- ★ Teamed with Rosevelt Colvin to drop Jake Delhomme for an 8-yard sack.
- ★ Finished second on the team with a career-high 12 tackles (8 solo) against Buffalo (10/30).
- ★ Notched eight tackles (3 solo) and a shared sack in the divisional playoffs against Denver (1/14).



2004 (16/6, 3/1)

- ★ Played in all 16 games as a rookie with six starts at nose tackle and played in each of the Patriots' three postseason games, including a start in Super Bowl XXXIX.
- ★ Led all Patriots rookies with 57 tackles (35 solo) including two sacks.
- ★ Collected his first career sack (10/3).
- ★ Helped the Patriots defense rank sixth in the NFL against the run.
- ★ Started at nose tackle and recorded seven tackles (4 solo) in his NFL debut against Indianapolis (9/9) and preserved the Patriots' lead by recovering a fumble caused by Eugene Wilson in the fourth quarter.
- ★ Started at nose tackle and registered five tackles (2 solo) and collected his first career sack on Drew Bledsoe vs. Buffalo (10/3).
- ★ Finished second on the team with a season-high 10 tackles (7 solo), including a sack and a pass defended against Miami (10/10).
- ★ Collected three tackles and a fumble recovery against Miami (12/20).
- ★ Started at nose tackle in the Patriots' victory over the Eagles in Super Bowl XXXIX.

COLLEGE

- ★ Recorded 148 tackles (73 solos) with 14 sacks for losses of 60 yards and 37.5 stops for losses of 110 yards during his career from 2001-03.
- ★ Also credited with 42 quarterback pressures, five forced fumbles and three fumble recoveries in 36 games at Miami.
- ★ As a junior in 2003, was an All-American Dream Team selection and rated the best defensive tackle in the country by *The NFL Draft Report* and was an unanimous All-Big East Conference first-team choice.
- ★ Finished fourth on the team with 64 tackles (31 solos), tied for the squad lead with six sacks for losses of 29 yards.
- ★ Played in 11 games as a sophomore in 2002 and finished with 43 tackles (19 solos), ranked second on the team with seven sacks and placed fourth with 15 stops for losses.
- ★ Played in every game as a reserve defensive tackle as a freshman and recorded 41 tackles (23 solos), including one sack while ranking third on the team with 11 stops for losses.
- ★ Also excelled on the Hurricanes track and field team, performing in the shot put.

PERSONAL

- ★ Vincent Lamar Wilfork was born the son of the late Barbara and David Wilfork on Nov. 4, 1981.
- ★ Attended Santaluces (Lantana, Fla.) High, where his football jersey number is retired.
- ★ Regarded as one of Florida's top three defensive linemen after the 1999 season and was a *USA Today* second-team All-American, adding *Super Prep* first-team All-American honors, as he was rated the No. 10 defensive lineman nationally by that publication.

WILFORK WEARS HEART ON HIS SLEEVE AND NECK

DT Vince Wilfork wears No. 75 over his bulky shoulder pads. Underneath hangs a gold chain locket for those who were number one in his heart: his parents. In 2002, parents David and Barbara Wilfork both passed away within five months of each other, leaving the then University of Miami star without his greatest support system.

His perseverance in the face of despair led him to the NFL, while off the field he became closer with his now strongest supporter, his wife Bianca, who helped him through his losses. While he has many accomplishments on the football field and will always cherish his National Championship and Super Bowl rings, his constant reminder lies closest to his heart, a picture of his late parents at their high school prom.

"I carry them with me wherever I go," Wilfork said of his parents' keepsake. "They're with me. The only regret that I have in life is that my parents are not with me to see where I am today. But I wouldn't be anywhere today without my wife."

- ★ Also lettered in track, finishing second in the state in the Class 6A shot put and discus and holds the Florida state high school record in the shot put with a 68-foot throw.
- ★ Served as the honorary ringmaster for the Big Apple Circus in 2007 in a fundraising performance to benefit the Hole in the Wall Gang Camp.
- ★ Served as an honorary coach in the 2007 BELL Bowl, a fundraiser at Gillette Stadium to benefit the BELL Foundation.
- ★ In 2007, Vince was named one of the 100 greatest players in the history of Florida high school football by the Florida High School Athletic Association.
- ★ Participated in the 2008 Salvation Army Holiday Party at Gillette Stadium with nearly 250 children from the Boston and Providence Salvation Army centers.
- ★ Was honored by Children's Hospital Boston with their Champion Award in December 2008, in recognition of his efforts on behalf of the hospital's patients and their families.
- ★ Majored in liberal arts at Miami.
- ★ Vince and his wife, Bianca, have three children.

★ ★ ★ HONORS & AWARDS ★ ★ ★

2010

Pro Bowl Starter

2009

Pro Bowl Starter

2007

Pro Bowl

Associated Press All-Pro: Second Team

★ ★ WILFORK'S SINGLE GAME CAREER HIGHS ★ ★

Regular Season

Tackles:	12	vs. Buffalo (10/30/05)
Solos:	8	vs. Buffalo (10/30/05)
Assists:	6	at Kansas City (11/27/05) vs. Atlanta (10/9/05)
Sacks:	1	at New Orleans (11/30/09) at N.Y. Jets (9/17/06) vs. Miami (10/10/04) at Buffalo (10/3/04)
Passes Defensed:	2	vs. Baltimore (11/28/04)
Fumble Recoveries:	1	Four times, most recent at Buffalo (10/22/05)

★ ★ ★ ★ ★ VINCE WILFORK ★ ★ ★ ★ ★

Pos: NT Ht: 6-2 Wt: 325 Year: 7th Acq: D1a-04 (21st) College: Miami (Fla.) Born: 11/4/81

REGULAR SEASON			TACKLES					INTERCEPTIONS					MISCELLANEOUS					
Year	Team	G/S	TT	UT	A	S	Yds	No	Yds	Avg	Lg	TD	PD	FF	FR	Yds	TD	SpT
2004	Patriots	16/6	57	35	22	2.0	11.0	0	0	0.0	0	0	3	0	2	0	0	0
2005	Patriots	16/16	91	42	49	0.5	4.0	0	0	0.0	0	0	1	0	1	0	0	0
2006	Patriots	13/13	81	46	35	1.0	3.0	0	0	0.0	0	0	1	0	1	0	0	0
2007	Patriots	16/16	70	42	28	2.0	18.0	0	0	0.0	0	0	2	0	1	0	0	0
2008	Patriots	16/16	85	53	32	2.0	13.0	0	0	0.0	0	0	1	0	0	0	0	0
2009	Patriots	13/13	65	39	26	0.0	0.0	0	0	0.0	0	0	2	1	0	0	0	0
2010	Patriots	16/16	87	50	37	2.0	16.0	0	0	0.0	0	0	2	0	1	0	0	0
Totals - 7 years		106/96	536	307	229	9.5	49.0	0	0	0.0	0	0	12	1	6	0	0	0

Additional Statistics — Career Blocked Extra Points: Total (1); 2008 (1)

POSTSEASON			TACKLES					INTERCEPTIONS					MISCELLANEOUS					
Year	Team	G/S	TT	UT	A	S	Yds	No	Yds	Avg	Lg	TD	PD	FF	FR	Yds	TD	SpT
2004	Patriots	3/1	3	2	1	0.0	0.0	0	0	0.0	0	0	0	0	0	0	0	0
2005	Patriots	2/2	13	6	7	0.5	0.0	0	0	0.0	0	0	0	0	0	0	0	0
2006	Patriots	3/3	13	11	2	0.0	0.0	0	0	0.0	0	0	0	0	1	31	0	0
2007	Patriots	3/3	18	10	8	0.0	0.0	0	0	0.0	0	0	1	0	0	0	0	0
2009	Patriots	1/1	18	9	9	0.0	0.0	0	0	0.0	0	0	0	0	0	0	0	0
Totals - 5 years		12/10	65	38	27	0.5	0.0	0	0	0.0	0	0	1	0	1	31	0	0



★ ★ ★ ★ ★ WILFORK'S CAREER GAME-BY-GAME ★ ★ ★ ★ ★

2004 Opponent	P/S	TT	UT	A	S	Yds	Int	Yds	PD	FF	FR	SpT	W/L	Score
09/09 Indianapolis	p	0	0	0	-	-	-	-	-	-	-	2	W	27-24
09/19 at Arizona	p	2	2	0	-	-	-	-	-	-	-	-	W	23-12
10/03 at Buffalo	S	5	2	3	1.0	1.0	-	-	-	-	-	-	W	31-17
10/10 Miami	S	10	7	3	1.0	10.0	-	-	1	-	-	-	W	24-10
10/17 Seattle	S	0	0	0	-	-	-	-	-	-	-	-	W	30-20
10/24 N.Y. Jets	S	2	2	0	-	-	-	-	-	-	-	-	W	13-7
10/31 at Pittsburgh	S	2	1	0	-	-	-	-	-	-	-	-	L	20-34
11/07 at St. Louis	p	2	0	2	-	-	-	-	-	-	-	-	W	40-22
11/14 Buffalo	p	1	1	0	-	-	-	-	-	-	-	-	W	29-6
11/22 at Kansas City	p	6	3	3	-	-	-	-	-	-	-	-	W	27-19
11/28 Baltimore	p	5	4	1	-	-	-	-	2	-	-	-	W	24-3
12/05 at Cleveland	p	1	1	0	-	-	-	-	-	-	-	-	W	42-15
12/12 Cincinnati	p	2	1	1	-	-	-	-	-	-	-	-	W	35-28
12/20 at Miami	p	3	1	2	-	-	-	-	1	-	-	-	L	28-29
12/26 at N.Y. Jets	p	3	3	0	-	-	-	-	-	-	-	-	W	23-7
1/02 San Francisco	p	6	3	3	-	-	-	-	-	-	-	-	W	21-7
2004 Totals	16/57	35	22	2.0	11.0	0	0	3	0	1	2		14-2	
01/16 Indianapolis	p	2	2	0	-	-	-	-	-	-	-	-	W	20-3
01/23 at Pittsburgh	p	1	0	1	-	-	-	-	-	-	-	-	W	41-27
02/06 Philadelphia	S	0	0	0	-	-	-	-	-	-	-	-	W	24-21
2004 Postseason	3/1	3	2	1	0	0	0	0	0	0	0	0	3-0	


2005	Opponent	P/S	TT	UT	A	S	Yds	Int	Yds	PD	FF	FR	SpT	W/L	Score
09/08	Oakland	S	2	1	1	-	-	-	-	-	-	1	-	W	30-20
09/18	at Carolina	S	7	4	3	0.5	4.0	-	-	-	-	-	-	L	17-27
09/25	at Pittsburgh	S	3	0	3	-	-	-	-	-	-	-	-	W	23-20
10/02	San Diego	S	7	5	2	-	-	-	-	-	-	-	-	L	17-41
10/09	at Atlanta	S	6	0	6	-	-	-	-	-	-	-	-	W	31-28
10/16	at Denver	S	5	3	2	-	-	-	-	-	-	-	-	L	20-28
10/30	Buffalo	S	12	8	4	-	-	-	-	-	-	-	-	W	21-16
11/07	Indianapolis	S	8	3	5	-	-	-	-	-	-	-	-	L	21-40
11/13	at Miami	S	9	5	4	-	-	-	-	-	-	-	-	W	23-16
11/20	New Orleans	S	3	0	3	-	-	-	1	-	-	-	-	W	24-27
11/27	at Kansas City	S	8	2	6	-	-	-	-	-	-	-	-	L	16-26
12/04	N.Y. Jets	S	6	4	2	-	-	-	-	-	-	-	-	W	16-3
12/11	at Buffalo	S	3	2	1	-	-	-	-	-	-	-	-	W	35-7
12/17	Tampa Bay	S	8	3	5	-	-	-	-	-	-	-	-	W	28-0
12/26	at N.Y. Jets	S	1	0	1	-	-	-	-	-	-	-	-	W	31-21
01/01	Miami	S	3	2	1	-	-	-	-	-	-	-	-	L	26-28
2005 Totals			16/1691	42	49	0.5	4.0	0	0	1	0	1	0		10-6
01/07	Jacksonville	S	5	3	2	-	-	-	-	-	-	-	-	W	28-3
01/14	at Denver	S	8	3	5	0.5	0.0	-	-	-	-	-	-	L	13-27
2005 Postseason		2/2	13	6	7	0.5	0.0	0	0	0	0	0	0		1-1

2006	Opponent	P/S	TT	UT	A	S	Yds	Int	Yds	PD	FF	FR	SpT	W/L	Score
09/10	Buffalo	S	5	3	2	-	-	-	-	-	-	-	-	W	19-17
09/17	at N.Y. Jets	S	7	5	2	1.0	3.0	-	-	-	-	-	-	W	24-17
09/24	Denver	S	10	7	3	-	-	-	-	-	-	-	-	L	7-17
10/01	at Cincinnati	S	3	0	3	-	-	-	-	-	-	-	-	W	38-13
10/08	Miami	S	7	4	3	-	-	-	-	-	-	-	-	W	20-10
10/22	at Buffalo	S	6	5	1	-	-	-	1	-	1	-	-	W	28-6
10/30	at Minnesota	S	5	2	3	-	-	-	-	-	-	-	-	W	31-7
11/05	Indianapolis	S	7	3	4	-	-	-	-	-	-	-	-	L	20-27
11/12	N.Y. Jets	S	5	3	2	-	-	-	-	-	-	-	-	L	14-17
11/19	at Green Bay	S	5	1	4	-	-	-	-	-	-	-	-	W	35-0
11/26	Chicago	S	8	4	4	-	-	-	-	-	-	-	-	W	17-13
12/03	Detroit	S	7	5	2	-	-	-	-	-	-	-	-	W	28-21
12/10	at Miami	S	6	4	2	-	-	-	-	-	-	-	-	L	0-21
12/17	Houston						Inactive							W	40-7
12/24	at Jacksonville						Inactive							W	24-21
12/31	at Tennessee						Inactive							W	40-23
2006 Totals			13/1361	46	35	1.0	3.0	0	0	1	0	1	0		12-4
01/07	N.Y. Jets	S	3	2	1	-	-	-	-	-	-	-	-	W	37-16
01/14	at San Diego	S	3	3	0	-	-	-	-	-	-	-	-	W	24-21
01/21	at Indianapolis	S	7	6	1	-	-	-	-	-	-	-	-	L	34-38
2006 Postseason		3/3	13	11	2	0.0	0.0	0	0	0	0	1	0		2-1

2007	Opponent	P	TT	UT	A	S	Yds	Int	Yds	PD	FF	FR	SpT	W/L	Score
09/09	at N.Y. Jets	S	3	1	2	-	-	-	-	-	-	-	-	W	38-14
09/16	San Diego	S	5	4	1	-	-	-	-	-	1	-	-	W	38-14
09/23	Buffalo	S	3	2	1	-	-	-	-	-	-	-	-	W	38-7
10/01	at Cincinnati	S	3	1	2	-	-	-	-	-	-	-	-	W	34-13
10/07	Cleveland	S	8	5	3	1.0	10.0	-	-	-	-	-	-	W	34-17
10/14	at Dallas	S	5	2	3	-	-	-	-	-	-	-	-	W	48-27
10/21	at Miami	S	5	4	1	-	-	-	-	-	-	-	-	W	49-28
10/28	Washington	S	6	3	3	-	-	-	-	52-7	-	-	-	W	52-7
11/04	at Indianapolis	S	4	2	2	-	-	-	-	-	-	-	-	W	24-20
11/18	at Buffalo	S	1	1	0	-	-	-	-	-	-	-	-	W	56-10
11/25	Philadelphia	S	3	2	1	-	-	-	-	1	-	-	-	W	31-28
12/03	at Baltimore	S	8	6	2	-	-	-	-	-	-	-	-	W	27-24
12/09	Pittsburgh	S	7	5	2	1.0	8.0	-	-	-	-	-	-	W	34-13
12/16	N.Y. Jets	S	3	2	1	-	-	-	-	-	-	-	-	W	20-10
12/23	Miami	S	2	0	2	-	-	-	-	1	-	-	-	W	28-7
12/29	at N.Y. Giants	S	4	2	2	-	-	-	-	-	-	-	-	W	38-35
2007 Totals		16/1670	42	28	2.0	18.0	0	0	2	0	1	0	0	16-0	
01/12	Jacksonville	S	6	4	2	-	-	-	-	-	-	-	-	W	31-20
01/20	San Diego	S	7	2	5	-	-	-	-	1	-	-	-	W	21-12
02/03	N.Y. Giants	S	5	4	1	-	-	-	-	-	-	-	-	L	14-17
2007 Postseason	3/3	18	10	8	0.0	0.0	0	0	1	0	0	0	0	2-1	

2008	Opponent	P	TT	UT	A	S	Yds	Int	Yds	PD	FF	FR	SpT	W/L	Score
09/07	Kansas City	S	8	6	2	-	-	-	-	-	-	-	-	W	17-10
09/14	at N.Y. Jets	S	2	0	2	-	-	-	-	-	-	-	-	W	19-10
09/21	Miami	S	5	2	3	-	-	-	-	-	-	-	-	L	13-38
10/05	at San Francisco	S	4	2	2	-	-	-	-	-	-	-	-	W	30-21
10/12	at San Diego	S	5	5	0	-	-	-	-	-	-	-	-	L	10-30
10/20	Denver	S	3	2	1	-	-	-	-	-	-	-	-	W	41-7
10/26	St. Louis	S	3	1	2	-	-	-	-	1	-	-	-	W	23-16
11/02	at Indianapolis	S	5	4	1	-	-	-	-	-	-	-	-	L	15-18
11/09	Buffalo	S	7	5	2	-	-	-	-	-	-	-	-	W	20-10
11/13	N.Y. Jets	S	8	5	3	1.0	9.0	-	-	-	-	-	-	Lot	31-34
11/23	at Miami	S	6	5	1	1.0	4.0	-	-	-	-	-	-	W	48-28
11/30	Pittsburgh	S	6	2	4	-	-	-	-	-	-	-	-	L	10-33
12/07	at Seattle	S	1	1	0	-	-	-	-	-	-	-	-	W	24-21
12/14	at Oakland	S	7	5	2	-	-	-	-	-	-	-	-	W	49-26
12/21	Arizona	S	5	3	2	-	-	-	-	-	-	-	-	W	47-7
12/28	at Buffalo	S	10	5	5	-	-	-	-	-	-	-	-	W	13-0
2008 Totals			16/1685	53	32	2.0	13.0	0	0	1	0	0	0	11-5	

2009	Opponent	P/S	TT	UT	A	S	Yds	Int	Yds	PD	FF	FR	SpT	W/L	Score
09/14	Buffalo	S	1	1	0	-	-	-	-	-	-	-	W	25-24	
09/20	at N.Y. Jets	S	6	6	0	-	-	-	-	1	-	-	L	9-16	
09/27	Atlanta	S	2	1	1	-	-	-	1	-	-	-	W	26-10	
10/04	Baltimore	S	3	1	2	-	-	-	1	-	-	-	W	27-21	
10/11	at Denver	S	8	4	4	-	-	-	-	-	-	-	Lot	17-20	
10/18	Tennessee	S	3	2	1	-	-	-	-	-	-	-	W	59-0	
10/25	at Tampa Bay	S	4	2	2	-	-	-	-	-	-	-	W	35-7	
11/08	Miami	S	6	2	4	-	-	-	-	-	-	-	W	27-17	
11/15	at Indianapolis	S	5	5	0	-	-	-	-	-	-	-	L	34-35	
11/22	N.Y. Jets	S	10	7	3	-	-	-	-	-	-	-	W	31-14	
11/30	at New Orleans	S	9	3	6	-	-	-	-	-	-	-	L	17-38	
12/06	at Miami	S	2	1	1	-	-	-	-	-	-	-	L	21-22	
12/13	Carolina	S	6	4	2	-	-	-	-	-	-	-	W	20-10	
12/20	at Buffalo						Inactive						W	17-10	
12/27	Jacksonville						Inactive						W	35-7	
01/03	at Houston						Inactive						L	27-34	
2009 Totals			13/1365		39	26	0.0	0.0	0	0	2	1	-	-	10-6
01/10	Baltimore	S	18	9	9	-	-	-	-	-	-	-	L	14-33	
2009 Postseason			1/1	18	9	9	0.0	0.0	0	0	0	0	0	0	0-1



Jonathan WILHITE

24

HT: 5-11 WT: 185

Born: 2/23/84 Exp. (NFL/Patriots): 3/3

GP/GS (Playoffs): 39/13 (1/0) Acq: D4-08(129th)

College: Auburn Hometown: Monroe, La.

★ ★ ★ CORNERBACK ★ ★ ★

CAREER TRANSACTIONS

Jonathan Wilhite was drafted by the New England Patriots in the fourth round (129th overall) of the 2008 NFL Draft ... Signed by the Patriots (7/17/08) ... Placed on injured reserve with a hamstring injury (12/15/10).

SEASONAL REVIEWS

2010 (9/1)

★ Placed on injured reserve with a hamstring injury on Dec. 15, 2010.

★ Was inactive due to injury against the Colts (11/21), Lions (11/25), Jets (12/6) and Bears (12/12).

★ Saw time in a reserve role against the Steelers, registering one tackle and one pass defended (11/14).

★ Made two tackles in a reserve role against the Browns (11/7).

★ Recorded two tackles in a reserve role against the Vikings (10/31).

★ Tallied three tackles against the Chargers (10/24).

★ Made two tackles in a reserve role against Baltimore (10/17).

★ Registered four solo tackles against Miami (10/4).

★ Recorded three tackles against the Buffalo Bills (9/26).

★ Tallied two tackles against the Jets (9/19).

★ Started at defensive back, recording five unassisted tackles and a pass defended in the season opener against the Bengals (9/12).

2009 (14/8, 1/0)

★ Played in 14 games with eight starting assignments at cornerback and finished with 42 total tackles, two interceptions, five passes defended, one fumble recovery and four special teams tackles.

★ Tallied career highs in tackles (42), interceptions (2) and passes defended (5).

★ Was inactive vs. Atlanta (9/27) and vs. Miami (11/8) due to injury.

★ Picked up his first career fumble recovery in the Patriots' 59-0 win vs. Tennessee (10/18) when he recovered a LenDale White fumble on a strip from Brandon McGowan in the second quarter, setting up a Patriots touchdown drive.

★ Picked off his first interception of the 2009 season at Indianapolis (11/15) when he grabbed a Peyton Manning pass intended for Reggie Wayne in the fourth quarter to help set up a field goal.

★ Recorded his second interception of the season at Buffalo (12/20) to end a scoring threat in the second quarter of a 17-10 Patriots win.

★ Played in a reserve at cornerback and on special teams in the postseason game vs. Baltimore (1/10).

2008 (16/4)

★ Played in all 16 games as a rookie and started the final four contests of the season at left cornerback.



EXTRA POINTS

★ Wilhite's enthusiasm for music has driven him to begin recording and he hopes to have a career as a recording artist outside of football.

★ Finished the season with 23 tackles (18 solo), an interception and four special teams tackles.

★ Started the final four games of the season as the Patriots went 4-0 in those contests while allowing just 13.5 points per game.

★ Made his NFL debut against Kansas City (9/7), playing on special teams coverage units.

★ Made a season high six tackles (4 solo) against St. Louis (10/26).

★ Made his first start at cornerback at Seattle (12/7).

★ Started at cornerback and nabbed his first career interception at Oakland (12/14) and tallied a career high two passes defended.

★ Started at cornerback in the Patriots' first shutout victory since 2006 at Buffalo (12/28) and made five tackles, including four solo stops.

COLLEGE

★ Appeared in 34 games with 23 starts at Auburn (2005-07) after transferring from Butler County Community College following the 2004 season.

★ In three seasons at Auburn, he recorded 101 tackles (77 solos), three interceptions, one sack and broke up 14 passes.

★ Started six games in 2007, while posting 30 tackles (22 solos) with a sack, an interception and a fumble recovery.

★ Started in 10 games in 2006, finishing with 24 tackles, five pass deflections and a forced fumble.

★ Played in all 12 games in 2005, starting the last seven, and was second on the team with seven pass deflections.

★ In 2004 at Butler County Community College, posted 44 tackles (23 solos) with seven pass deflections and ranked among the nation's leaders with five interceptions, earning National Junior College All-American team and all-conference first-team accolades that season.

PERSONAL

★ Jonathan Wilhite was born the son of Glenda Miley on February 23, 1984.

★ Attended Ouachita (Monroe, La.) High School and earned All-Northeast Louisiana and All-District second-team honors.

★ Played receiver and running back in high school.

★ Majored in sociology at Auburn.



★ ★ ★ ★ ★ JONATHAN WILHITE ★ ★ ★ ★ ★

Pos: CB Ht: 5-11 Wt: 185 Year: 3rd Acq: D4-08 (129th) College: Auburn Born: 2/23/84

REGULAR SEASON		TACKLES						INTERCEPTIONS						MISCELLANEOUS				
Year	Team	G/S	TT	UT	A	S	Yds	No	Yds	Avg	Lg	TD	PD	FF	FR	Yds	TD	SpT
2008	Patriots	16/4	23	18	5	0.0	0.0	1	16	16.0	16	0	2	0	0	0	0	4
2009	Patriots	14/8	42	33	9	0.0	0.0	2	17	8.5	17	0	5	0	1	0	0	4
2010	Patriots	9/1	24	19	5	0.0	0.0	0	0	0.0	0	0	2	0	0	0	0	0
Totals - 3 years		39/13	89	70	19	0.0	0.0	3	33	11.0	17	0	9	0	1	0	0	8

★ ★ ★ ★ ★ WILHITE'S CAREER GAME-BY-GAME ★ ★ ★ ★ ★

2008	Opponent	P/S	TT	UT	A	S	Yds	I	Yds	PD	FF	FR	SpT	W/L	Score
09/07	Kansas City	p	0	0	0	-	-	-	-	-	-	-	-	W	17-10
09/14	at N.Y. Jets	p	0	0	0	-	-	-	-	-	-	-	-	W	19-10
09/21	Miami	p	0	0	0	-	-	-	-	-	-	-	-	L	13-38
10/05	at San Francisco	p	1	1	0	-	-	-	-	-	-	-	-	W	30-21
10/12	at San Diego	p	0	0	0	-	-	-	-	-	-	-	-	L	10-30
10/20	Denver	p	3	2	1	-	-	-	-	-	-	-	-	W	41-7
10/26	St. Louis	p	6	4	2	-	-	-	-	-	-	-	1	W	23-16
11/02	at Indianapolis	p	0	0	0	-	-	-	-	-	-	-	1	L	15-18
11/09	Buffalo	p	0	0	0	-	-	-	-	-	-	-	1	W	20-10
11/13	N.Y. Jets	p	0	0	0	-	-	-	-	-	-	-	-	Lot	31-34
11/23	at Miami	p	0	0	0	-	-	-	-	-	-	-	1	W	48-28
11/30	Pittsburgh	p	0	0	0	-	-	-	-	-	-	-	-	L	10-33
12/07	at Seattle	S	4	3	1	-	-	-	-	-	-	-	-	W	24-21
12/14	at Oakland	S	3	3	0	-	-	1	16	2	-	-	-	W	49-26
12/21	Arizona	S	1	1	0	-	-	-	-	-	-	-	-	W	47-7
2/28	at Buffalo	S	5	4	1	-	-	-	-	-	-	-	-	W	13-0
2008 Totals		16/4	23	18	5	0.0	0.0	1	16	2	0	0	4		11-5
2009	Opponent	P/S	TT	UT	A	S	Yds	I	Yds	PD	FF	FR	SpT	W/L	Score
09/14	Buffalo	S	4	3	1	-	-	-	-	1	-	-	1	W	25-24
09/20	at N.Y. Jets	S	2	2	0	-	-	-	-	-	-	-	-	L	9-16
09/27	Atlanta					Inactive								W	26-10
10/04	Baltimore	p	4	4	0	-	-	-	-	-	-	-	1	W	27-21
10/11	at Denver	p	2	2	0	-	-	-	-	-	-	-	-	Lot	17-20
10/18	Tennessee	S	-	-	-	-	-	-	-	2	-	1	-	W	59-0
10/25	at Tampa Bay	S	2	1	1	-	-	-	-	-	-	-	-	W	35-7
11/08	Miami					Inactive								W	27-17
11/15	at Indianapolis	S	5	5	0	-	-	1	17	1	-	-	-	L	34-35
11/22	N.Y. Jets	S	3	2	1	-	-	-	-	-	-	-	-	W	31-14
11/30	at New Orleans	S	3	1	2	-	-	-	-	-	-	-	-	L	17-38
12/06	at Miami	p	2	2	0	-	-	-	-	-	-	-	1	L	21-22
12/13	Carolina	p	2	1	1	-	-	-	-	-	-	-	1	W	20-10
12/20	at Buffalo	p	2	2	0	-	-	1	-	1	-	-	-	W	17-10
12/27	Jacksonville	p	7	5	2	-	-	-	-	-	-	-	-	W	35-7
01/03	at Houston	S	4	3	1	-	-	-	-	-	-	-	-	L	27-34
2009 Totals		14/8	42	33	9	0.0	0.0	2	17	5	0	1	4		10-6
01/10	at Baltimore	p	-	-	-	-	-	-	-	-	-	-	-	L	14-33
2009 Postseason		1/0	0	0	0	0.0	0.0	0	0	0	0	0	0		0-1



Danny WOODHEAD

39

HT: 5-8 WT: 195

Born: 1/25/85 Exp. (NFL/Patriots): 3/1

GP/GS (Playoffs): 25/3 (2/0) Acq: FA-10

College: Chadron State Hometown: North Platte, Nebraska

★ ★ ★ RUNNING BACK ★ ★ ★

CAREER TRANSACTIONS

Danny Woodhead was signed by the Patriots as a free agent on Sept. 18, 2010 ... Originally signed by the New York Jets as a rookie free agent on (05/02/08) ... Waived by the New York Jets (09/06/09) ... Signed by the New York Jets to the practice squad (09/08/09) ... Signed by the New York Jets to the 53-man roster from the practice squad (10/17/09) ... Waived by the New York Jets (09/14/10).

SEASONAL REVIEWS

2010 (14/3)

- ★ Finished the season with a career-high 547 rushing yards on 97 carries (5.68 avg.), 379 receiving yards on 34 catches and a career-high six touchdowns (five rushing, one passing). His 5.68 average yards per carry set a Patriots record (minimum 90 rushing attempts) and ranked fourth in the NFL.
- ★ Ranked fourth in the NFL with an average of 7.1 yards from scrimmage per touch (926 yards on 131 touches).
- ★ Rushed twice for 19 yards against the Dolphins (1/2).
- ★ Carried the ball 13 times for a career-high 93 yards, including a 29-yard touchdown run in the first quarter against the Bills. Also caught three passes for 32 yards (12/26).
- ★ Led the team with nine rushes for 59 yards and added one 12-yard reception against the Packers (12/19).
- ★ Carried the ball seven times for 21 yards and one touchdown in a start against the Bears (12/12). Added two receptions for a total of 1 yard.
- ★ Recorded his first career 100-yard game after finishing with four receptions for 104 yards, including the two longest receptions of his career: a 35-yard catch in the second quarter and a career-long 50-yarder in the third quarter (12/6). Also contributed three special teams tackles in a start against the Jets (12/6).
- ★ Finished with eight carries for 32 yards and two receptions for 13 yards against the Lions (11/25).
- ★ Registered a career-high 69 yards, including a 36-yard touchdown run, the longest rush of the season for the Patriots. Rushed seven times and caught the ball four times for 21 yards against the Colts (11/21). Also contributed one special teams tackle.
- ★ Rushed four times for 11 yards, had two catches for 22 yards and made two special teams tackles against the Steelers (11/14).
- ★ Led the team in rushing yards with 54 on nine carries, and caught two passes for 38 yards, including a 26-yard reception. Also recorded one special teams tackle against Cleveland (11/7).
- ★ Scored a touchdown on a direct snap, and picked up 45 yards on five receptions and 13 yards on six rushes, as well as one special teams tackle against the Vikings (10/31).
- ★ Carried the ball eight times for 24 yards and made three catches for 28 yards against the Chargers, including a 16-yard pass from Brady on second-and-17 in the second quarter

(10/24). Also made his second special teams tackle of season.

- ★ Totaled 115 yards from scrimmage, with 63 rushing yards and 52 receiving yards against Baltimore (10/17). He is the first Patriots player to have 60 or more rushing yards and 50 or more receiving yards in the same game since Dec. 31, 2006, when Corey Dillon had 67 rushing yards and 59 receiving yards at Tennessee.
- ★ Scored his first NFL receiving touchdown on an 11-yard pass from Tom Brady in the third quarter of the Miami game and played on special teams, contributing one tackle (10/4). Also had a key block on Brandon Tate's 103 yard kickoff return to start the second quarter.
- ★ Played in his first game as a Patriot and started his first NFL game, scoring his first career touchdown on a 22-yard run in the second quarter. He finished the game with three rushes for 42 yards against the Bills (9/26).
- ★ Was inactive in his first game as a Patriot against the Jets (9/19).

2010 (1/0 – New York Jets)

- ★ Played in the Jets Monday Night Football 2010 season-opener vs. Baltimore on Sept. 13, 2010 and had one special teams tackle.
- ★ Was waived by the Jets on Sept. 14.

2009 (10/0, 2/0 – New York Jets)

- ★ Spent the first five weeks of the season on the Jets practice squad before being signed to the 53-man roster on Oct. 17.
- ★ Played in ten regular-season games and finished with 15 rushing attempts for 64 yards and eight receptions for 87 yards.
- ★ Also added six special teams tackles.
- ★ Active for two postseason games, recording one reception for minus-one yard.
- ★ Had season best totals at Tampa Bay (12/13) when he rushed three times for 17 yards and caught three passes for 35 yards.
- ★ Collected the first reception of his career on a seven-yard pass vs. Carolina (11/29)

2008 (0/0 – New York Jets)

- ★ Spent his rookie season on injured reserve with an injury suffered in training camp.

COLLEGE

- ★ Won two consecutive Harlon Hill Trophies honoring the best player in Division II.
- ★ Finished his college career with 7,962 yards, which was the most in NCAA history at the time and 9,749 all-purpose yards, which was second all-time.
- ★ He rushed for 200 yards in 19 games and scored 654 points with 109 touchdowns.
- ★ His 2,756 rushing yards in 2006 is an all-time NCAA record.



PERSONAL

- ★ Born January 25, 1985 in North Platte, Nebraska.
- ★ Was selected as Nebraska's Gatorade Player of the Year and was selected by the Omaha World-Herald and Lincoln Journal

as the 2003 and 2004 High school Male Athlete of the Year.

- ★ Math Education major.
- ★ Married to wife, Stacia.

★ ★ ★ ★ ★ DANNY WOODHEAD ★ ★ ★ ★ ★

Pos: RB Ht: 5-8 Wt: 195 Year: 3rd Acq: FA-10 College: Chadron State Born: 1/25/85

REGULAR SEASON			RUSHING					RECEIVING				
Year	Team	G/S	No	Yds	Avg	Lg	TD	No	Yds	Avg	Lg	TD
2008	Jets							Injured Reserve				
2009	Jets	10/0	15	64	4.3	16	0	8	87	10.9	24	0
2010	Jets	1/0	0	0	0	0	0	0	0	0	0	0
2010	Patriots	13/3	97	547	5.6	36t	5	34	379	11.1	50	1
Totals - 3 Years		24/3	112	611	5.1	36t	5	42	361	11.1	50	1
Additional Statistics: Special Teams Tackles: Career (17): 2009 (6), 2010 (Jets:1, Patriots: 10)												
POSTSEASON			RUSHING					RECEIVING				
Year	Team	G/S	No	Yds	Avg	Lg	TD	No	Yds	Avg	Lg	TD
2010	Jets	2/0	0	0	0	0	0	1	-1	1.0	1	0
Totals - 1 Year		2/0	0	0	0.0	0	0	1	-1	1.0	1	0



Mike WRIGHT

99

HT: 6-4 WT: 295
Born: 3/1/82 Exp. (NFL/Patriots): 6/6
GP/GS (Playoffs): 80/21 (4/0) Acq: FA-05
College: Cincinnati Hometown: Cincinnati, Ohio

★ ★ ★ DEFENSIVE LINE ★ ★ ★

CAREER TRANSACTIONS

Mike Wright was signed as an undrafted free agent by the New England Patriots on April 29, 2005 ... Placed on injured reserve with an ankle injury (1/6/06) ... Placed on injured reserve with a foot injury (12/13/07) ... Re-signed by the Patriots (3/16/09) ... Placed on injured reserve with a head injury (1/7/11).

CAREER HIGHLIGHTS

- ★ Wright has played in 80 games with 21 starts over six seasons since joining the Patriots as an undrafted rookie free agent prior to the 2005 season.
- ★ In his first six NFL seasons (2005-2010), Wright totaled 173 tackles (107 solo), 14.5 sacks, four forced fumbles, three fumble recoveries and nine special teams tackles.
- ★ Set a career-high in 2010 with a team-leading 5.5 sacks.
- ★ Wright has proven to be a versatile presence on the defensive line, starting at defensive end, defensive tackle and nose tackle in his career.
- ★ Wright was the only undrafted rookie free agent to make the Patriots' opening-day roster in 2005 and played in 13 games as a reserve that season.
- ★ Wright recorded a blocked field goal against Miami on Oct. 8, 2006, reaching up to swat away a 40-yard Olindo Mare attempt.

SEASONAL REVIEWS

2010 (10/5)

- ★ Finished the season with 17 total tackles and a career-high 5.5 sacks, despite missing six games due to injury.



EXTRA POINTS

- ★ Coming out of high school, Mike's only offer to play football was at Division II Ashland University. After transferring to the University of Cincinnati as a freshman, he decided to walk on to the football team after walking by a spring practice.
- ★ Mike went to Purcell Marian High School in Cincinnati, the same school attended by Pro Football Hall of Famer Roger Staubach.
- ★ Recorded a sack in four straight games from Oct. 4 at Miami to Oct. 31 vs. Minnesota.
- ★ Placed on injured reserve with a head injury on January 7, 2011.
- ★ Was inactive due to injury against the Lions (11/25), Jets (12/6), Bears (12/12), Packers (12/19), Bills (12/26) and Dolphins (1/2).
- ★ Started on the defensive line against the Colts (11/21).
- ★ Raised his season sack total to 5.5, dropping Ben Roethlisberger for a 10-yard loss on third-and-11 from the Pittsburgh 28-yard line in the fourth quarter and combining with Shawn Crable for a sack on third-and-30 in the first quarter (11/14). He also registered four tackles.
- ★ Started at right defensive end, making two tackles against Cleveland (11/7).



★ Sacked Tarvaris Jackson for a loss of 10 yards against the Vikings, marking his fourth game in a row with a sack (10/31). Recorded two tackles.

★ Recorded his third straight game with a sack when he dropped Philip Rivers for a five-yard loss in the fourth quarter. Also contributed three tackles against San Diego (10/24).

★ Sacked Joe Flacco for a 3-yard loss on third-and-4 in the first quarter, finishing a three-and-out for the Patriots defense and forcing Baltimore to punt on the next play (10/17). Also recorded two tackles.

★ Started at nose tackle before moving to defensive end against the Dolphins, contributing three tackles and one sack (10/4).

★ Played in a reserve role against the Bills, making one tackle (9/26).

★ Registered a quarterback hit in each of the first two games of the season.

★ Started at right end in the season opener against the Bengals (9/12).

2009 (16/9, 1/0)

★ Played in all 16 games while setting a career-high with nine starts.

★ Also set career highs in tackles (48), sacks (5.0) and passed defended (2).

★ Set a single-game career-high with a two-sack performance vs. Baltimore (10/4), taking down Joe Flacco on a nine-yard sack and an eight-yard sack.

★ Recovered a botched snap from center vs. Tennessee (10/18), helping set up a Patriots touchdown on the ensuing drive.

★ Started at Buffalo (12/20) and led the team with a season-high 10 tackles, including his fifth sack of the season when he hauled down Ryan Fitzpatrick for a four-yard loss in the first quarter.

★ Played in a reserve role in the Patriots postseason game vs. Baltimore (1/10) and finished with four tackles.

2008 (16/2)

★ Played in all 16 games and recorded two starts.

★ Started at left end in place of an injured Ty Warren against the N.Y. Jets (11/13) and Pittsburgh (11/30).

★ Finished the season with 33 tackles (17 solo) and had a then career-high 2.5 sacks, a total that ranked fourth on the team.

★ Finished fourth on the club with eight quarterback hits and tied for the team lead with two forced fumbles.

★ Notched two tackles, one sack, one forced fumble and a quarterback hit against Denver (10/20).

★ Made his first start of the season and posted a season-high eight tackles (5 solo) against the N.Y. Jets (11/13).

★ Started at defensive end while playing in his 50th career game against Pittsburgh (11/30) and made seven tackles.

★ Tallied his second sack of the season with a 16-yard strip sack of JaMarcus Russell at Oakland (12/14).

★ Tallied a single-game career high four quarterback hits, including a half sack, against Arizona (12/21).

2007 (9/1, 0/0)

★ Played in nine games and made one start before being placed on injured reserve with a foot injury (12/13).

★ Saw his first action of the season and registered his first tackle along with one special teams tackle at Cincinnati (10/1).

★ Made his first start of the season at defensive end at Dallas (10/14).

★ Tallied a season-high four tackles at Indianapolis (11/4).

★ Registered four tackles, including a half sack while dropping Ben Roethlisberger for a nine-yard loss vs. Pittsburgh (12/9).

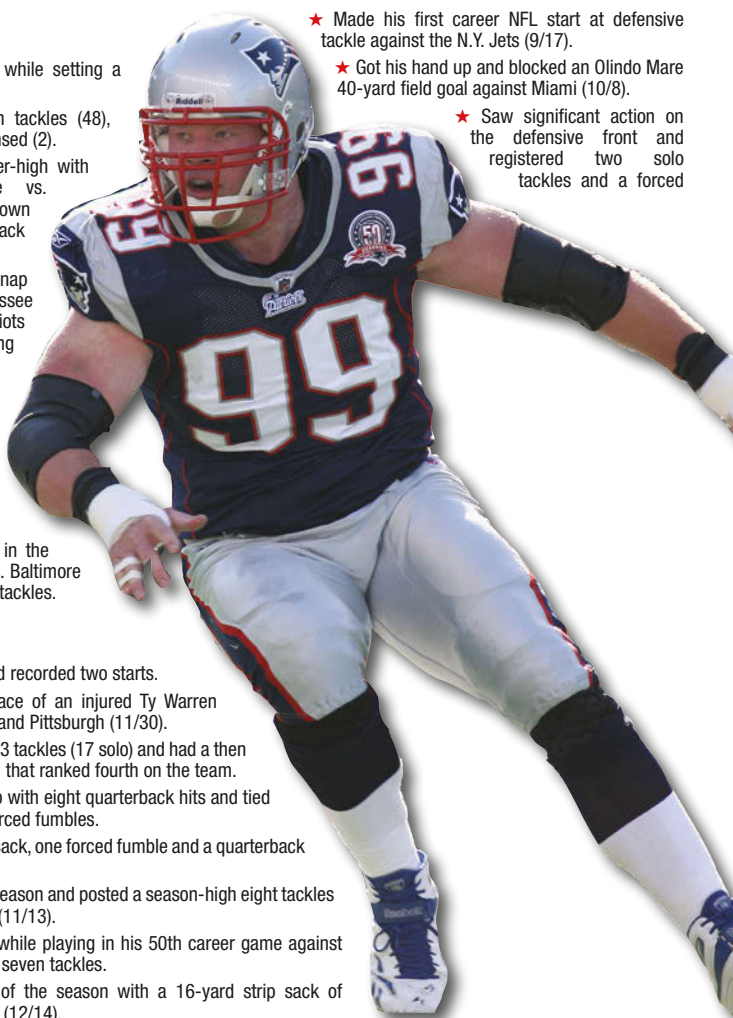
2006 (16/4, 3/0)

★ Played in all 16 games, starting three contests at nose tackle and one at defensive tackle.

★ Made his first career NFL start at defensive tackle against the N.Y. Jets (9/17).

★ Got his hand up and blocked an Olindo Mare 40-yard field goal against Miami (10/8).

★ Saw significant action on the defensive front and registered two solo tackles and a forced



fumble against Buffalo (10/22).

★ Played in a reserve role on the defensive front and notched four solo tackles and a fumble recovery at Green Bay (11/19).

★ Deflected a punt and notched a solo tackle during special teams duty against Chicago (11/26).

★ Against Detroit (12/3), pounced on a Jon Kitna fumble that was forced by a Roosevelt Colvin strip-sack.

★ Started at nose tackle against Houston (12/17) and notched six tackles (3 solo) and a sack.

★ Led the team with a career-high 12 tackles (9 solo) while making the start at nose tackle at Tennessee (12/31).

2005 (13/0, 0/0)

★ Played in 13 games as a rookie and collected 16 tackles (10 solo) while serving as a backup along the defensive line.

★ Placed on injured reserve with an ankle injury (1/6/06) and missed the playoffs.

★ Made his NFL debut and saw action on the kickoff return unit against Carolina (9/18).

★ Registered four tackles (2 solo) against the Colts (11/7).

★ Saw significant action on the defensive front and collected five tackles (4 solo) in the season finale against Miami (1/1).

COLLEGE

★ As a senior at Cincinnati in 2004, led all defensive tackles with 42 stops, while recording six tackles for loss.

★ Tallied a career-high eight tackles against Army.

★ Blocked a PAT against Miami (Ohio) which was returned for a defensive score.

★ Played in nine games, making six starts on the defensive line for the Bearcats in 2003 and finished the season with 32 tackles and 4.5 tackles for loss.

★ ★ WRIGHT'S SINGLE GAME CAREER HIGHS ★ ★

Regular Season

Tackles:	12	at Tennessee (12/31/06)
Solos:	9	at Tennessee (12/31/06)
Sacks:	2	vs. Baltimore (10/04/09)
Passes Defensed:	1	Two times, most recent at Tampa Bay (10/25/09)
Forced Fumbles:	1	Four times, most recent at N.Y. Jets (09/20/09)
Fumble Recovery:	1	Three times, most recent vs. Tennessee (10/18/09)

★ Named Cincinnati's newcomer of the year on defense.

★ Missed the entire 2002 campaign with a knee injury in the preseason.

★ Joined the Bearcats as a walk-on in 2001 and was redshirted after transferring from Ashland University.

★ In 2000, played on special teams in seven games in his only season at Ashland.

PERSONAL

★ Mike Wright was born the son of Gary and Chris Wright on March 1, 1982 in Cincinnati, Ohio.

★ All-state honoree as a senior at Purcell Marian High, playing for coach Tom Stickley.

★ Named to the all-city team after helping lead the team to a league title his senior year.

★ Participated in the 2008 Salvation Army Holiday Party at Gillette Stadium with nearly 250 children from the Boston and Providence Salvation Army centers.

★ Majored in criminal justice at Cincinnati.

★ ★ ★ ★ ★ MIKE WRIGHT ★ ★ ★ ★ ★

Pos: DL Ht: 6-4 Wt: 295 Year: 6th Acq: FA-05 College: Cincinnati Born: 3/1/82

REGULAR SEASON		TACKLES						INTERCEPTIONS						MISCELLANEOUS				
Year	Team	G/S	TT	UT	A	S	Yds	No	Yds	Avg	Lg	TD	PD	FF	FR	Yds	TD	SpT
2005	Patriots	13/0	16	10	6	0.0	0.0	0	0	0.0	0	0	0	0	0	0	0	0
2006	Patriots	16/4	47	32	15	1.0	13.0	0	0	0.0	0	0	0	1	2	0	0	7
2007	Patriots	9/1	12	9	3	0.5	4.5	0	0	0.0	0	0	0	0	0	0	0	2
2008	Patriots	16/2	33	17	16	2.5	24.5	0	0	0.0	0	0	0	2	0	0	0	0
2009	Patriots	16/9	48	27	21	5.0	45.0	0	0	0.0	0	0	2	1	1	0	0	0
2010	Patriots	10/5	17	12	5	5.5	36.5	0	0	0.0	0	0	1	0	0	0	0	0
Totals - 6 years		80/21	173	107	66	14.5	123.5	0	0	0.0	0	0	3	4	3	0	0	9

Additional Statistics – Career Blocked Field Goals: Total (1); 2006 (1)

POSTSEASON			TACKLES					INTERCEPTIONS					MISCELLANEOUS					
Year	Team	G/S	TT	UT	A	S	Yds	No	Yds	Avg	Lg	TD	PD	FF	FR	Yds	TD	SpT
2005	Patriots	0/0						Injured Reserve										
2006	Patriots	3/0						0										0
2007	Patriots	0/0						Injured Reserve										
2009	Patriots	1/0						0										0
Totals - 4 years		4/0	6	4	2	0.0	0.0	0	0	0.0	0	0	0	0	0	0	0	0



★ ★ ★ ★ WRIGHT'S CAREER GAME-BY-GAME ★ ★ ★ ★ ★

2005	Opponent	P/S	TT	UT	A	S	Yds	Int	Yds	PD	FF	FR	SpT	W/L	Score
09/08	Oakland						Did Not Play							W	30-20
09/18	at Carolina	p	0	0	0	-	-	-	-	-	-	-	-	L	17-27
09/25	at Pittsburgh	p	0	0	0	-	-	-	-	-	-	-	-	W	23-20
10/02	San Diego	p	3	1	2	-	-	-	-	-	-	-	-	L	17-41
10/09	at Atlanta	p	1	1	0	-	-	-	-	-	-	-	-	W	31-28
10/16	at Denver	p	1	1	0	-	-	-	-	-	-	-	-	L	20-28
10/30	Buffalo	p	0	0	0	-	-	-	-	-	-	-	-	W	21-16
11/07	Indianapolis	p	4	2	2	-	-	-	-	-	-	-	-	L	21-40
11/13	at Miami	p	1	0	1	-	-	-	-	-	-	-	-	W	23-16
11/20	New Orleans						Did Not Play							W	24-27
11/27	at Kansas City	p	1	1	0	-	-	-	-	-	-	-	-	L	16-26
12/04	N.Y. Jets						Did Not Play							W	16-3
12/11	at Buffalo	p	0	0	0	-	-	-	-	-	-	-	-	W	35-7
12/17	Tampa Bay	p	0	0	0	-	-	-	-	-	-	-	-	W	28-0
12/26	at N.Y. Jets	p	0	0	0	-	-	-	-	-	-	-	-	W	31-21
01/01	at Miami	p	5	4	1	-	-	-	-	-	-	-	-	L	26-28
2005 Totals			13/0	16	10	6	0.0	0.0	0	0	0	0	0	10-6	
01/07	Jacksonville						Placed on Injured Reserve 1/6/06							W	28-3
2005 Postseason			0/0	0	0	0	0.0	0.0	0	0	0	0	0	1-1	
2006	Opponent	P/S	TT	UT	A	S	Yds	Int	Yds	PD	FF	FR	SpT	W/L	Score
09/10	Buffalo	p	0	0	0	-	-	-	-	-	-	-	-	1	W 19-17
09/17	at N.Y. Jets	S	2	1	1	-	-	-	-	-	-	-	-	W	24-17
09/24	Denver	p	0	0	0	-	-	-	-	-	-	-	-	1	L 7-17
10/01	at Cincinnati	p	4	3	1	-	-	-	-	-	-	-	-	W	38-13
10/08	Miami	p	1	1	0	-	-	-	-	-	-	-	-	1	W 20-10
10/22	at Buffalo	p	2	2	0	-	-	-	-	1	-	-	-	W	28-6
10/30	at Minnesota	p	0	0	0	-	-	-	-	-	-	-	-	W	31-7
11/05	Indianapolis	p	1	0	1	-	-	-	-	-	-	-	-	1	L 20-27
11/12	N.Y. Jets	p	3	1	2	-	-	-	-	-	-	-	-	L	14-17
11/19	at Green Bay	p	4	4	0	-	-	-	-	-	-	-	-	1	W 35-0
11/26	Chicago	p	0	0	0	-	-	-	-	-	-	-	-	1	W 17-13
12/03	Detroit	p	1	1	0	-	-	-	-	-	-	-	-	1	W 28-21
12/10	at Miami	p	6	3	3	-	-	-	-	-	-	-	-	L	0-21
12/17	Houston	S	6	3	3	1.0	13.0	-	-	-	-	-	-	W	40-7
12/24	at Jacksonville	S	5	4	1	-	-	-	-	-	-	-	-	W	24-21
12/31	at Tennessee	S	12	9	3	-	-	-	-	-	-	-	-	W	40-23
2006 Totals			16/4	47	32	15	1.0	13.0	0	0	0	1	2	7	12-4
01/07	N.Y. Jets	p	1	0	1	-	-	-	-	-	-	-	-	W	37-16
01/14	at San Diego	p	0	0	0	-	-	-	-	-	-	-	-	W	24-21
01/21	at Indianapolis	p	1	1	0	-	-	-	-	-	-	-	-	L	34-38
2006 Postseason			3/0	2	1	1	0.0	0.0	0	0	0	0	0	0	2-1
2007	Opponent	P/S	TT	UT	A	S	Yds	Int	Yds	PD	FF	FR	SpT	W/L	Score
09/09	at N.Y. Jets						Inactive							W	38-14
09/16	San Diego						Inactive							W	38-14
09/23	Buffalo						Inactive							W	38-7
10/01	at Cincinnati	p	1	1	0	-	-	-	-	-	-	-	-	1	W 34-13
10/07	Cleveland	p	0	0	0	-	-	-	-	-	-	-	-	1	W 34-17

10/14	at Dallas	S	2	2	0	-	-	-	-	-	-	-	-	-	W	48-27
10/21	at Miami						Inactive								W	49-28
10/28	Washington						Inactive								W	52-7
11/04	at Indianapolis	p	4	3	1	-	-	-	-	-	-	-	-	-	W	24-20
11/18	at Buffalo	p	0	0	0	-	-	-	-	-	-	-	-	-	W	56-10
11/25	Philadelphia	p	1	1	0	-	-	-	-	-	-	-	-	-	W	31-28
12/03	at Baltimore	p	0	0	0	-	-	-	-	-	-	-	-	-	W	27-24
12/09	Pittsburgh	p	4	2	2	0.5	4.5	-	-	-	-	-	-	-	W	34-13
12/16	N.Y. Jets						Placed on Injured Reserve 12/13/07								W	20-10
2007 Totals			8/1	12	9	3	0.5	4.5	0	0	0	0	0	2		16-0
2008	Opponent	P/S	TT	UT	A	S	Yds	Int	Yds	PD	FF	FR	SpT	W/L	Score	
09/07	Kansas City	p	1	0	1	-	-	-	-	-	-	-	-	W	17-10	
09/14	at N.Y. Jets	p	0	0	0	-	-	-	-	-	-	-	-	W	19-10	
09/21	Miami	p	0	0	0	-	-	-	-	-	-	-	-	L	13-38	
10/05	at San Francisco	0	0	0	0	-	-	-	-	-	-	-	-	W	30-21	
10/12	at San Diego	p	2	1	1	-	-	-	-	-	-	-	-	L	10-30	
10/20	Denver	p	2	1	1	1	5.0	-	-	-	1	-	W	41-7		
10/26	St. Louis	p	0	0	0	-	-	-	-	-	-	-	W	23-16		
11/02	at Indianapolis	p	0	0	0	-	-	-	-	-	-	-	L	15-18		
11/09	Buffalo	p	3	3	0	-	-	-	-	-	-	-	W	20-10		
11/13	N.Y. Jets	S	8	5	3	-	-	-	-	-	-	-	L	31-34		
11/23	at Miami	p	1	0	1	-	-	-	-	-	-	-	W	48-28		
11/30	Pittsburgh	S	7	1	6	-	-	-	-	-	-	-	L	10-33		
12/07	at Seattle	p	6	3	3	-	-	-	-	-	-	-	W	24-21		
12/14	at Oakland	p	1	1	0	1.0	16.0	-	-	-	1	-	W	49-26		
12/21	Arizona	p	2	2	0	0.5	3.5	-	-	-	-	-	W	47-7		
12/28	at Buffalo	p	0	0	0	-	-	-	-	-	-	-	W	13-0		
2008 Totals			16/2	33	17	16	2.5	24.5	0	0	0	2	0	0		11-5
2009	Opponent	P/S	TT	UT	A	S	Yds	Int	Yds	PD	FF	FR	SpT	W/L	Score	
09/14	Buffalo	p	-	-	-	-	-	-	-	-	-	-	-	W	25-24	
09/20	at N.Y. Jets	S	5	1	4	1.0	17.0	-	-	-	1	-	-	L	9-16	
09/27	Atlanta	p	3	3	0	-	-	-	-	-	-	-	W	26-10		
10/04	Baltimore	S	4	2	2	2.0	17.0	-	-	-	-	-	W	27-21		
10/11	at Denver	S	3	1	2	-	-	-	-	-	-	-	L	10-17		
10/18	Tennessee	p	4	2	2	-	-	-	-	-	-	1	-	W	59-0	
10/25	at Tampa Bay	p	2	1	1	1.0	7.0	-	-	-	-	-	W	35-7		
11/08	Miami	S	2	0	2	-	-	-	-	-	-	-	W	27-17		
11/15	at Indianapolis	S	2	2	0	-	-	-	-	-	-	-	L	34-35		
11/22	N.Y. Jets	S	4	0	4	-	-	-	-	-	-	-	W	31-14		
11/30	at New Orleans	p	1	1	0	-	-	-	-	-	-	-	L	17-38		
12/06	at Miami	p	4	3	1	-	-	-	-	-	-	-	L	21-22		
12/13	Carolina	p	-	-	-	-	-	-	-	-	-	-	W	20-10		
12/20	at Buffalo	S	10	7	3	1.0	4.0	-	-	-	-	-	W	17-10		
12/27	Jacksonville	S	3	3	0	-	-	-	-	-	-	-	W	35-7		
01/03	at Houston	S	1	1	0	-	-	-	-	-	-	-	L	27-34		
2009 Totals			16/9	48	27	21	5.0	45.0	-	-	2	1	1	-	10-6	
01/10	Baltimore	p	4	3	1	-	-	-	-	-	-	-	-	L	14-33	
2009 Postseason			1/0	4	3	1	0.0	0.0	0	0	0	0	0	0		0-1

★ ★ ★ 2010 PATRIOTS ROOKIES ★ ★ ★



Sergio
BROWN

38

HT: 6-2 WT: 210
Born: 5/22/88

Exp. (NFL/Patriots): Rookie

GP/GS (Playoffs): 11/0 (0/0) Acq: FA-10

College: Notre Dame Hometown: Maywood, Ill.

★ ★ ★ SAFETY ★ ★ ★

CAREER TRANSACTIONS

Sergio Brown was signed by the Patriots as a rookie free agent on April 29, 2010 ... Released by the Patriots (9/4/10) ... Signed to the Patriots practice squad (9/6/10) ... Signed to the Patriots 53-man roster (10/23/10).

SEASONAL REVIEWS

2010 (11/0)

- ★ Played in a reserve role against the Dolphins (1/2).
- ★ Recovered a muffed punt return by C.J. Spiller late in the fourth quarter against Buffalo for his first career fumble recovery (12/26).
- ★ Played in a reserve role as well as on special teams against the Lions (11/25), Jets (12/6), Bears (12/12) and Packers (12/19).
- ★ Played in a reserve role and on special teams, making one special teams tackle against the Colts (11/21).
- ★ Made three tackles and two special teams tackles in a reserve role against the Steelers (11/14).
- ★ Saw time at safety in nickel packages against the Browns, as well as on special teams (11/7).
- ★ Saw time in a reserve role on defense as well as on special teams against Minnesota, making one tackle (10/31).
- ★ In his first NFL game, wrapped up tight end Antonio Gates at the Patriots' 27 after an 8-yard completion late in the game on third and 10. The play left the Chargers short of a first down and forced them to attempt a game-tying field goal, which ultimately failed (10/24). Finished the game with five tackles.

- ★ Signed to the 53-man roster from the Patriots practice squad on Oct. 23, 2010, the day before the Chargers game.

COLLEGE

- ★ After participating primarily on special teams during his first two seasons, became a starter midway through his junior season in 2008.
- ★ Played in 44 games with 18 starts and finished with 89 total tackles.
- ★ As a senior in 2009, started in 12 games and finished with 50 total tackles with one sack.
- ★ As a junior in 2008, started in six of 13 games and finished with 28 tackles and one sack.
- ★ Played on special teams and as a reserve in the secondary as a freshman and sophomore.
- ★ Saw action in 11 of 13 games as a true freshman in 2006.

PERSONAL

- ★ Born May 22, 1988.
- ★ Accounted for 710 all-purpose yards and scored four touchdowns as a senior wide receiver at Proviso East High School in Maywood, Illinois.
- ★ Also had 41 tackles, two sacks and six interceptions as a senior safety.
- ★ Majored in marketing.

★ ★ ★ ★ ★ SERGIO BROWN ★ ★ ★ ★ ★

Pos: S Ht: 6-2 Wt: 210 Year: R Acq: FA-10 College: Notre Dame Born: 5/22/88

REGULAR SEASON			TACKLES					INTERCEPTIONS					MISCELLANEOUS					
Year	Team	G/S	TT	UT	A	S	Yds	No	Yds	Avg	Lg	TD	PD	FF	FR	Yds	TD	SpT
2010	Patriots	11/0	9	8	1	0	0.0	0	0	0.0	0	0	0	0	1	0	0	3
Totals - 1 year		11/0	9	8	1	0	0.0	0	0	0.0	0	0	0	0	1	0	0	3





Jermaine CUNNINGHAM

96

HT: 6-3 WT: 260
Born: 4/24/88

Exp. (NFL/Patriots): Rookie

GP/GS (Playoffs): 15/10 (0/0) Acq: D2b-10 (53rd)
College: Florida Hometown: Stone Mountain, Georgia

★ ★ ★ LINEBACKER ★ ★ ★

CAREER TRANSACTIONS

Jermaine Cunningham was drafted by the New England Patriots in the second round (53rd overall) of the 2010 NFL Draft.

SEASONAL REVIEWS

2010 (15/10)

- ★ Played in a reserve role against the Dolphins (1/2).
- ★ Was inactive against the Bills due to injury (12/26).
- ★ Tallied six tackles in a reserve role against the Packers (12/19).
- ★ Started against the Bears (12/12).
- ★ Made five tackles, including one for a loss, against the Jets (12/6).
- ★ Registered two tackles in a reserve role against the Lions (11/25).
- ★ Made two tackles in a start against the Colts (11/21).
- ★ Started at outside linebacker against the Steelers (11/14).
- ★ Forced a fumble by RB Peyton Hillis in the first quarter, which was recovered by Brandon Meriweather at the New England 36-yard line. Also recorded four tackles against the Browns (11/7).
- ★ Combined with Brandon Spikes to stop Adrian Peterson for a two-yard loss on fourth-and-goal from the one-yard line and made four tackles in a start against the Vikings (10/31).
- ★ In his fourth straight start, tallied three tackles against the Chargers (10/24).
- ★ Recorded his first NFL sack when he forced QB Joe Flacco to fumble early in the second quarter against the Ravens (10/17). Made a career-high seven tackles including a stop of Ray Rice in the backfield for a 3-yard loss in the first quarter, setting up a Ravens third-and-9.
- ★ Started his second straight game, recording two tackles against the Dolphins (10/4).

★ Made his first NFL start against the Bills, playing at outside linebacker and registering two tackles (9/26).

★ Registered four tackles against the Jets (9/19).

★ Played in his first NFL game in the season opener against the Bengals (9/12).

COLLEGE

★ The three-year starter joined Carlos Dunlap in forming one of the best pass rushing tandems in the Southeastern Conference. It was fitting that both teammates would end their careers ranked tied for tenth in school history with 19.5 quarterback sacks.

★ Cunningham started 38 of 45 games at Florida, registering 152 tackles (80 solos) with 19.5 sacks for minus 126 yards, 34.0 stops for losses of 162 yards and 11 quarterback pressures.

★ Recovered one fumble and caused five others, returned an interception 18 yards and deflected seven passes.

★ A two-time team captain.

★ Honors and Awards (2009): All-Southeastern Conference second-team selection by the Associated Press and the league's coaches, member of the Ted Hendricks Defensive End of the Year Award Watch List.

PERSONAL

★ Born Jermaine Alexander Alfred Cunningham on April 24, 1988 in the Bronx, N.Y., son of Joan and George Cunningham

★ Attended Stephenson (Stone Mountain, Ga.) High School.

★ The team captain led the squad to the state semi-finals as a senior, averaging 15 tackles per game with 25 sacks.

★ As a junior, the linebacker registered 20 sacks.


★ Sociology major.

★ ★ ★ ★ ★ JERMAINE CUNNINGHAM ★ ★ ★ ★ ★

Pos: LB Ht: 6-3 Wt: 260 Year: R Acq: D2b-10 (53rd) College: Florida Born: 4/24/88

REGULAR SEASON		TACKLES						INTERCEPTIONS				MISCELLANEOUS							
Year	Team	G/S	TT	UT	A	S	Yds	No	Yds	Avg	Lg	TD	PD	FF	FR	Yds	TD	SpT	
2010	Patriots	15/10	41	27	14	1.0	4.0	0	0	0.0	0	0	1	2	0	0	0	0	
Totals - 1 year		15/10	41	27	14	1.0	4.0	0	0	0.0	0	0	1	2	0	0	0	0	





Brandon DEADERICK

71

HT: 6-4 WT: 305

Born: 8/19/87

Exp. (NFL/Patriots): Rookie

GP/GS (Playoffs): 10/4 (0/0) Acq: D7b-10 (247th)

College: Alabama Hometown: Elizabethtown, Kentucky

★ ★ ★ DEFENSIVE LINE ★ ★ ★

CAREER TRANSACTIONS

Brandon Deaderick was drafted by the New England Patriots in the seventh round (247th overall) of the 2010 NFL Draft.

SEASONAL REVIEWS

2010 (10/4)

- ★ Was inactive against the Bills (12/26) and Dolphins (1/2).
- ★ Recorded one tackle against the Packers (12/19).
- ★ Played in a reserve role against the Colts (11/21), Jets (12/6) and Bears (12/12).
- ★ Was inactive against the Lions (11/25).
- ★ Started at defensive end against the Steelers recording two tackles (11/14).
- ★ Made three tackles in a reserve role against the Browns (11/7).
- ★ Tallied two tackles in a start against the Vikings (10/31).
- ★ Made his second consecutive start and recorded his second straight game with a sack. He was credited with a 6-yard sack of QB Philip Rivers at the end of the third quarter to force San Diego into a third-and-long situation (10/24). Also credited with two stops.
- ★ Made his first NFL start and was credited with his first career sack, after chasing Joe Flacco out of bounds on second down, setting up a third-and-9 that the Ravens did not convert and had to settle for a field goal (10/17). Also recorded five tackles.
- ★ Played in his first NFL game, seeing time in the defensive line rotation against the Dolphins, registering two tackles (10/4).

- ★ Was inactive for the first three games of the season.

COLLEGE

- ★ Started 31 of 44 career games at Alabama, and accumulated 82 total tackles and 8.0 sacks.
- ★ Started 10 games as a senior, tallying 23 tackles, including 4.4 tackles for loss and one sack.
- ★ Won the Billy Neighbors Defensive Lineman Award during spring practice in 2009.
- ★ Was the UA coaching staff's defensive player of the week at LSU in 2008.
- ★ Received the team's Up-Front Award for the outstanding lineman as a junior.

PERSONAL

- ★ Born Brandon Augustus Deaderick on Aug. 19, 1987.
- ★ Prep star at Elizabethtown High School in Kentucky.
- ★ Led his team to a 12-3 finish and a spot in the Class 2A state title game.
- ★ Finished his senior year with seven sacks and averaged more than 10 tackles per game.
- ★ Had 95 tackles as a junior en route to all-state honors.
- ★ Also had 22 sacks in his junior season.
- ★ Ranked No. 45 on the Mobile (Ala.) *Press Register's* Super Southeast 120 chart.

★ ★ ★ ★ ★ BRANDON DEADERICK ★ ★ ★ ★ ★

Pos: DL Ht: 6-4 Wt: 305 Year: R Acq: D7b-10 (247th) College: Alabama Born: 8/19/87

REGULAR SEASON		TACKLES							INTERCEPTIONS					MISCELLANEOUS				
Year	Team	G/S	TT	UT	A	S	Yds	No	Yds	Avg	Lg	TD	PD	FF	FR	Yds	TD	SpT
2010	Patriots	10/4	17	12	5	2	6.0	0	0	0.0	0	0	0	0	0	0	0	0
Totals - 1 year		10/4	17	12	5	2	6.0	0	0	0.0	0	0	0	0	0	0	0	0





Dane FLETCHER

52

HT: 6-2 WT: 244

Born: 9/14/86

Exp. (NFL/Patriots): Rookie

GP/GS (Playoffs): 13/0 (0/0) Acq: FA-10

College: Montana State Hometown: Bozeman, Montana

★ ★ ★ DEFENSIVE END ★ ★ ★

CAREER TRANSACTIONS

Dane Fletcher was signed by the Patriots as a rookie free agent on April 29, 2010.

SEASONAL REVIEWS

2010 (13/0)

★ Combined on three tackles and added a special teams tackle against Miami (1/2).

★ Registered his first career interception in the end zone for a touchback on a Ryan Fitzpatrick pass that was tipped by Gary Guyton. Also recovered a fumble in the third quarter and added one sack, two tackles and two special teams tackles against the Bills (12/26).

★ Recorded his first career sack, dropping Matt Flynn for an eight-yard loss on first down with 1:05 remaining in the game. Two plays later, Tully Banta-Cain sacked Flynn sealing the Patriots' 31-27 win over the Packers (12/19). Also contributed two tackles.

★ Made one tackle and one special teams tackle against the Bears (12/12).

★ Made one special teams tackle against the Jets (12/6).

★ Registered three defensive tackles, one pass defended and one special teams tackle against the Lions (11/25).

★ Contributed two special teams tackles against the Colts (11/21).

★ Made one special teams tackle against the Steelers (11/14).

★ Recorded one special teams tackle against the Browns (11/7).

★ Pressured Brett Favre into committing an intentional grounding penalty in the fourth quarter against the Vikings (10/31).

★ Registered three tackles and forced a Chargers fumble at the San Diego 22-yard line that was recovered by Jerod Mayo and helped set up the Patriots' first touchdown of the game. Also saw time on special teams, recovering an onside kick attempt in the first quarter and making one special teams tackles (10/24).

★ Saw significant action at linebacker in the second half and recorded his first career tackle against the Ravens (10/17).

★ Played in his first NFL game, seeing time on special teams against the Dolphins (10/4).

★ Was inactive for the first three games of the season.

COLLEGE

★ Was the defensive MVP of the Big Sky Conference for Montana State last season after finishing the season with 67 total tackles and seven sacks.

★ After redshirting as a freshman in 2005, he played primarily on special teams as a freshman before topping the Big Sky Conference with 19 tackles for a loss in 2007 to go along with 51 tackles and three sacks.

★ In 2008, he had 6.5 sacks despite missing three games, before finishing his college career in 2009 with 67 total tackles, seven sacks and two blocked kicks.

PERSONAL

★ Born Sept. 14, 1986 in Bozeman, Montana.

★ Earned "Hawk of the Year" honors after an outstanding career at Bozeman High, and was named first-team all-state linebacker and honorable mention tight end.

★ Was also an outstanding hockey player and one of the top defensive catchers in the state.

★ ★ ★ ★ ★ DANE FLETCHER ★ ★ ★ ★ ★

Pos: DE Ht: 6-2 Wt: 244 Year: R Acq: FA10 College: Montana State Born: 9/14/86

REGULAR SEASON			TACKLES					INTERCEPTIONS					MISCELLANEOUS					
Year	Team	G/S	TT	UT	A	S	Yds	No	Yds	Avg	Lg	TD	PD	FF	FR	Yds	TD	SpT
2010	Patriots	13/0	15	10	5	2.0	8	1	0	0.0	0	0	2	1	1	0	0	11
Totals - 1 year		13/0	15	10	5	2.0	8	1	0	0.0	0	0	2	1	1	0	0	11





Rob GRONKOWSKI

87

HT: 6-6 WT: 265

Born: 5/14/89

Exp. (NFL/Patriots): Rookie

GP/GS (Playoffs): 16/11 (0/0) Acq: D2a-10 (42nd)
College: Arizona Hometown: Pittsburgh, Pennsylvania

★ ★ ★ TIGHT END ★ ★ ★

CAREER TRANSACTIONS

Rob Gronkowski was drafted by the New England Patriots in the second round (42nd overall) of the 2010 NFL Draft.

SEASONAL REVIEWS

2010 (16/11)

★ Finished the season with 10 receiving touchdowns to establish a record for most touchdown catches by a tight end in Patriots history and most touchdown receptions by a Patriots rookie. His 10 touchdowns rank second in NFL history for touchdowns by a rookie tight end. Only Mike Ditka had more touchdowns as a rookie tight end (12).

★ Became the fourth Patriots player all-time to record 10 or more touchdown receptions in a season, joining Randy Moss (three times), Stanley Morgan (twice) and Jim Colclough (once).

★ His 42 receptions are the second most receptions by a rookie tight end in Patriots history, trailing the 45 that fellow rookie tight end Aaron Hernandez set in 2010. His 546 receiving yards rank third all-time by a Patriots rookie tight end behind Russ Francis' 636 yards in 1975 and Hernandez's 563 yards in 2010.

★ Moved into second place in NFL history among rookie tight ends with his 10th touchdown of the season, a 13-yard pass from Tom Brady in the first quarter. It ranks as the most touchdown catches by a Patriots rookie and the most touchdowns by a Patriots tight end in a single season. Finished the game against the Dolphins with a career-high 102 yards on six receptions, including a career-long 28 yard pass (1/2).

★ Caught his eighth touchdown reception of the season on an eight-yard pass from Tom Brady in the second quarter and his ninth touchdown on an eight-yard touchdown pass from Brady in the third quarter. Finished with four receptions for a team-high 54 yards against the Bills (12/26).

★ Caught one ball, a 25-yard pass on third-and-five in the first quarter to keep a Patriots scoring drive alive against the Packers (12/19).

★ Recorded five receptions for 43 yards, including a seven-yard TD pass on third-and-goal in the first quarter against the Bears (12/12).

★ Caught one 12-yard pass against the Jets (12/6).

★ Finished with five receptions for 65 yards against the Lions, including a career-long 26-yard reception from Tom Brady in the fourth quarter that set up a Wes Welker touchdown on the following play (11/25).

★ Caught one 25-yard pass from Tom Brady in a start against the Colts (11/21). The reception was part of New England's third touchdown drive and tied his longest career reception.

★ Became the first Patriots rookie to catch three touchdown passes in a game, raising his season TD total to six and setting a season record for touchdowns by a Patriots rookie tight end. He finished with 72 yards on five catches, scoring

on a 19-yard touchdown pass from Tom Brady in the first quarter, a 9-yard pass in the third quarter and a career-long 25-yarder in the fourth quarter against the Steelers (11/14).

★ Caught four passes for 47 yards in a start against the Browns (11/7). After a six yard pass from Tom Brady late in the second quarter, Gronkowski fumbled the ball on the Cleveland 3-yard line and it was recovered by the Browns.

★ Made one catch for five yards against the Vikings (10/31).

★ Caught two passes for 10 yards, including a 1-yard TD pass from Tom Brady against San Diego (10/24).

★ Had one reception for 24 yards in a start against the Ravens (10/17).

★ Caught one pass for four yards against Miami (10/4).

★ Scored a touchdown on a 5-yard pass from Tom Brady and finished with three catches for 43 yards and against the Bills (9/26).

★ Tallied 14 yards on one reception against the New York Jets (9/19).

★ Played in and started his first NFL game in the season opener against the Bengals (9/12).

★ Scored his first career touchdown on his first career catch, a 1-yard touchdown pass from Tom Brady in the fourth quarter (9/12).

COLLEGE

★ Gronkowski became the Wildcats' most dangerous weapon during his short time at Arizona.

★ In just 22 games at Arizona, he shattered all of the school's receiving records for tight ends, including career, season and game marks.

★ In two seasons at Arizona, Gronkowski registered more receptions, receiving yards, and touchdown catches than any other tight end in school history.

★ His 75 receptions and 1,197 yards surpassed previous career records held by Mark Keel.

★ Honors and Awards (2009): Named to the Watch Lists for the Maxwell Award (nation's most outstanding player), John Mackey Award (nation's most outstanding tight end), and the Rotary Lombardi Award (the college football lineman - offense or defense - who, in addition to outstanding performance and ability, best exemplifies the discipline of Vince Lombardi).

★ Missed the entire 2009 season after undergoing back surgery.

★ Honors and Awards (2008): First-team All-Pac-10 Conference choice by the league's coaches and media, adding third-team All-American honors from the Associated Press, Named to the Watch List for the John Mackey Award, given annually to the nation's most outstanding tight end. Selected John Mackey Tight End of the Week twice (vs. Washington, at Oregon).

★ Set new season records for Arizona tight ends in receptions, receiving yards, and touchdowns as a sophomore.



★ Honors and Awards (2007): Freshman All-American selection by *The Sporting News* and *Rivals.com* in 2007, TSN freshman All-Pac-10 Conference and honorable mention All-Pac-10 from the league's coaches.

PERSONAL

★ Born May 14, 1989, the son of Diane and Gordon Gronkowski.

★ Has four brothers, Gordie, Dan, Chris, and Glenn.

★ His father Gordon owns a string of national fitness retail outlets and lettered as an offensive guard at Syracuse (1977-81).

★ Athleticism runs in the family, as Gordie was selected in the 49th-round of the 2006 Major League Baseball draft by the Los Angeles Angels.

★ Dan currently plays tight end for the Denver Broncos after a four-year career at Maryland (2005-08).

★ Chris, was a teammate of Dan's at Maryland before transferring to Arizona, where he was Rob's teammate, playing H-Back for the Wildcats (2008-09).

★ His great-grandfather, Ignatius Gronkowski, was a member of the 1924 U.S. Olympic cycling team in Paris.

★ Attended Williamsville North High School (Williamsville, N.Y.) for three years before moving to Pennsylvania and enrolling at Woodland Hills High School (Pittsburgh, PA), where he played tight end and defensive end.


★ Earned University of Arizona Student-Athlete of the Month honors for April, 2008 as a Pre-Business major.

★ ★ ★ ★ ★ ROB GRONKOWSKI ★ ★ ★ ★ ★

Pos: TE Ht: 6-6 Wt: 265 Year: R Acq: D2a-10 (42nd) College: Arizona Born: 5/14/89

RECEIVING STATISTICS

Year	Team	G/S	Rec	Yds	Avg	Lg	TD
2010	Patriots	16/11	42	546	13.0	28	10
Totals - 1 year		16/11	42	546	13.0	28	10



**Aaron
HERNANDEZ**

85

HT: 6-1 WT: 245
Born: 11/6/89

Exp. (NFL/Patriots): Rookie

GP/GS (Playoffs): 14/7 (0/0) Acq: D4-10 (113th)
College: Florida Hometown: Bristol, Connecticut

★ ★ ★ TIGHT END ★ ★ ★

CAREER TRANSACTIONS

Aaron Hernandez was drafted by the New England Patriots in the fourth round (113th overall) of the 2010 NFL Draft.

SEASONAL REVIEWS

2010 (14/7)

★ Finished the season with 45 receptions for 563 receiving yards and six touchdowns and rushed for 47 yards on three carries. His 45 receptions set a franchise record for most receptions by a rookie tight end, passing Greg Baty's previous rookie tight end record of 37 receptions in 1986. His 563 receiving yards rank second all-time by a Patriots rookie tight end behind Russ Francis (636 yards in 1975).

★ Was inactive due to injury against the Bills (12/26) and Dolphins (1/2).

★ Recorded his second two-touchdown game of the season, catching a two-yard TD pass from Tom Brady in the second quarter following Dan Connolly's 71-yard kickoff return, and a 10-yard TD pass to put the Patriots ahead with 7:19 left in the game against Green Bay. Finished with four catches for 31 yards (12/19). Moved into second place in the league among rookie tight ends with six touchdown receptions, second only to Rob Gronkowski with seven.

★ Caught two passes for 19 yards, including a 14-yard third-down conversion on third-and-10 in the third quarter against the Bears (12/12).

★ Set a Patriots record for most receptions by a rookie tight end after finishing with three catches and raising his season total to 39. Totalled 51 yards including a one-yard touchdown pass from Tom Brady in the fourth quarter against the Jets (12/6).

★ Made one catch for 18 yards on a third-and-one situation in the second quarter against the Lions, keeping alive a 10-play, 83-yard Patriots scoring drive (11/25).

★ Caught his third touchdown pass of the season, an eight-yard throw from Tom Brady in the second quarter against the Steelers (11/21).

★ Saw time in a reserve role at tight end against the Steelers and played a down on defense, being credited with a pass defended when he lined up deep to knock down a Pittsburgh Hail Mary attempt at the end of the first half (11/14).

★ Led the team in receiving yards with 48 yards on five catches, scoring the Patriots' only two touchdowns of the game against Cleveland (11/7). His longest reception of the game was 22 yards, giving him a reception of 20-plus yards in eight games this season.

★ Finished with two receptions for 33 yards, including a 27-yard pass from Tom Brady against the Vikings (10/31).

★ Tallied a 24-yard reception from Tom Brady in the fourth quarter against the Chargers (10/24), finishing the game with five receptions for 54 yards.

- ★ Had four receptions for 61 yards, including a 30-yard reception in the first quarter and a 21-yard reception in the third quarter against Baltimore (10/17).
- ★ Also had an 18-yard rush in the third quarter against Baltimore, which is the longest run by a tight end in Patriots history, besting the 13-yarder he had vs. Buffalo (9/26).
- ★ Had five catches for 29 yards against the Dolphins (10/4).
- ★ Led the team with six receptions for 65 yards, in addition to a 13-yard rush against the Bills in his third straight start (9/26).
- ★ Led the team with 101 receiving yards on six catches, including a 46 yard reception from Tom Brady in the second quarter against the Jets, which marked his second game in a row with a catch of 40-plus yards (9/19).
- ★ Played in and started his first NFL game in the season opener against the Bengals (9/12).
- ★ Made the first reception of his career, a 45-yard catch from Tom Brady early in the game (9/12).

COLLEGE

- ★ Started 27-of-40 games at Florida, catching 111 passes for 1,382 yards (12.45 ypc) and 12 touchdowns, as he also recovered an on-side kickoff.
- ★ His 111 receptions set the school career-record for tight ends.
- ★ The consensus All-American and unanimous All-Southeastern Conference first-team selection became the first player in league history to receive the John Mackey Award, given to the nation's top tight end.
- ★ His 68 catches in 2009 broke the Florida tight end season-record of 55 grabs by Kirk Kirkpatrick in 1990 and his 850 aerial yards in 2009 topped Kirkpatrick's previous UF tight end annual mark of 770 yards in 1990.
- ★ The only other tight end to lead Florida in receptions for a season outside of Hernandez and Kirkpatrick was Ben Troupe in 2003 (39 catches), but Troupe shared that lead with receiver Kelvin Kight that campaign.

- ★ Nine receptions vs. Cincinnati in the 2010 Sugar Bowl.
- ★ As a junior, became the third tight end in school history to lead the team in receptions, as he also led the nation's tight ends with 68 grabs, finishing second on the team with 850 yards (12.5 ypc), as five of his catches were good for touchdowns.
- ★ Honors and Awards (2008): Sophomore All-American honorable mention by *College Football News*, All-Southeastern Conference second-team selection by *The NFL Draft Report*.
- ★ Honors and Awards (2007): Freshman All-American honorable mention by *College Football News*, SEC Fall Academic Honor Roll recognition.

PERSONAL

- ★ Born November 6, 1989, son of Terri and the late Dennis Hernandez.
- ★ Attended Bristol (Ct.) Central High School and established national high school record for yards receiving per game (180.7)
- ★ The two-time all-conference selection was named the Hartford Courant Player of the Year and earned first-team all-state honors after leading his team to the 2006 Central Connecticut Conference Southern Division Championship.
- ★ That year, he set Connecticut state records for receiving yards (1,807) and touchdown catches (24) in a season.
- ★ Also set a state record for most receiving yards in a game with 376 on nine catches, which rated as the seventh-best game total in national high school history, and tied a state record for career touchdown receptions with 31.
- ★ The tight end was also a standout performer on defense.
- ★ After his final season, he played for the East team in the U.S. Army All-American Bowl.
- ★ In addition to his gridiron exploits, he also lettered in basketball.
- ★ Social & behavioral sciences major.

★ ★ ★ ★ ★ AARON HERNANDEZ ★ ★ ★ ★ ★

Pos: TE Ht: 6-1 Wt: 245 Year: R Acq: D4-10 (113th) College: Florida Born: 11/6/89

REGULAR SEASON STATISTICS			RECEIVING					RUSHING				
Year	Team	G/S	Rec	Yds	Avg	Lg	TD	NO	Yds	Avg	Lg	TD
2010	Patriots	14/7	45	563	12.5	46	6	3	47	15.7	18	0
Totals - 1 year		14/7	45	563	12.5	46	6	3	47	15.7	18	0

Additional Statistics: Pass defended (2010)





**Kyle
LOVE**

74

HT: 6-1 WT: 310

Born: 11/18/86

Exp. (NFL/Patriots): Rookie

GP/GS (Playoffs): 9/1 (0/0) Acq: FA-10

College: Mississippi State Hometown: Fairburn, Georgia

★ ★ ★ DEFENSIVE LINE ★ ★ ★

CAREER TRANSACTIONS

Kyle Love was signed by the Patriots as a rookie free agent on April 29, 2010.

SEASONAL REVIEWS

2010 (9/1)

- ★ Started his first NFL game and tallied three tackles against Miami (1/2).
- ★ Registered his first career sack when he dropped Ryan Fitzpatrick for a four-yard loss in the third quarter, adding two tackles against the Bills (12/26).
- ★ Contributed three tackles against the Packers (12/19).
- ★ Played in a reserve role against the Bears (12/12).
- ★ Saw significant playing time against Jets (12/6) and the Lions, recording four tackles and a pass defended (11/25).
- ★ Saw time in a reserve role against the Colts, making two tackles (11/21).
- ★ Played briefly against the Steelers at the end of the game (11/14).
- ★ Was inactive against the Bills (9/26), Dolphins (10/4), Ravens (10/17), Chargers (10/24), Vikings (10/31), and Browns (11/7).
- ★ Made his NFL debut against the Jets as part of the defensive rotation (9/19).
- ★ Was active but did not play in the season opener against the Bengals (9/12).

COLLEGE

- ★ Played in 44 games at Mississippi State and finished with 71 tackles, including 34 tackles as a senior in 2009.
- ★ Pressed into immediate service on the defensive line as a true freshman in 2006 and played as a reserve, earning nine starts in 2007, two starts in 2008 and 12 starts in 2009.
- ★ Went to Mississippi State after an outstanding career as a two-way lineman from the Georgia prep ranks.

PERSONAL

- ★ Born Nov. 18, 1986 in the Republic of South Korea.
- ★ Son of Colonel Retired (USA) Anthony and Mrs. Miriam Love.
- ★ Was a two-way lineman at North Clayton High School in College Park, Georgia.
- ★ Earned four letters in football as a four-year starter.
- ★ Honored as the Offensive Lineman of the Year in 2003 and the Defensive Lineman of the Year in 2004.
- ★ Majored in fitness management.

★ ★ ★ ★ ★ KYLE LOVE ★ ★ ★ ★ ★

Pos: DE Ht: 6-1 Wt: 310 Year: R Acq: FA-10 College: Mississippi State Born: 11/18/88

REGULAR SEASON		TACKLES						INTERCEPTIONS				MISCELLANEOUS						
Year	Team	G/S	TT	UT	A	S	Yds	No	Yds	Avg	Lg	TD	PD	FF	FR	Yds	TD	SpT
2010	Patriots	9/1	14	6	8	1.0	4	0	0	0.0	0	0	1	0	0	0	0	0
Totals - 1 year		9/1	14	6	8	1.0	4	0	0	0.0	0	0	1	0	0	0	0	0





Devin McCourty

32

HT: 5-10 WT: 193

Born: 8/13/87

Exp. (NFL/Patriots): 16/16 Acq: D1-10 (27th)

College: Rutgers Hometown: Montvale, NJ

PRO BOWLS

★ ★ ★ CORNERBACK ★ ★ ★



CAREER TRANSACTIONS

Devin McCourty was drafted by New England in the first round (27th overall) of the 2010 NFL Draft.

SEASONAL REVIEWS

2010 (16/16)

★ Finished his rookie season with 83 tackles, 1.0 sacks, 17 passes defended (tied for seventh in the league), two forced fumble and a team-high seven interceptions, which are the second-most ever by a Patriots rookie (Mike Haynes had eight in 1976). The seven interceptions tied for second in the NFL (with Pittsburgh's Troy Polamalu and Philadelphia's Asante Samuel) behind Baltimore's Ed Reed (8).

★ Selected to his first Pro Bowl, becoming the fourth Patriots player to be selected as a rookie (Mike Haynes, 1976; John Stephens, 1988; Curtis Martin, 1995).

★ Intercepted a Chad Henne pass on the fifth play of the game at the Patriots 47-yard line for no gain. Added another pass defended, one tackle and one special teams tackle against the Dolphins (1/2).

★ Forced a Ryan Fitzpatrick fumble on a 14-yard scramble that was recovered by Eric Moore at the New England 37-yard line. Added five tackles against the Bills (12/26).

★ Recorded his first career sack, bringing down Matt Flynn for a 4-yard loss on first down in the fourth quarter, starting off a defensive series in which the Patriots forced a key three-and-out while trailing 27-24. Finished with 11 tackles and two passes defended, including stopping John Kuhn for no gain on second-and-goal from the 1-yard line in the fourth quarter, helping to force a Packers field goal; breaking up a Matt Flynn pass intended for James Jones in the first quarter; and tackling Greg Jennings for a 1-yard loss on a lateral in the third quarter (12/19).

★ Forced a Johnny Knox fumble in the second quarter that Gary Guyton recovered and returned 35 yards for a touchdown. Also tallied four tackles and a pass defended against the Bears (12/12). Did not return in the second half after suffering a rib injury in the first half.

★ Registered an interception in the third consecutive game after picking off Mark Sanchez at the New England six-yard line for no gain in the third quarter. Also contributed two tackles and a special teams tackle against the Jets (12/6).

★ Recorded two interceptions against the Lions, picking off a Shaun Hill pass in the third quarter and returning it 23 yards to the Detroit 26-yard line, resulting in a Patriots touchdown four plays later. Also intercepted Hill in the fourth quarter, returning it 50 yards to the Detroit 12-yard line, setting up another Patriots touchdown four plays later. Contributed four tackles and four special teams tackles (11/25).

★ Intercepted a Peyton Manning pass in the third quarter at the Patriots' 39-yard line and batted down another Manning pass in the first quarter. Added five tackles in a start against the Colts (11/21).

★ ★ ★ HONORS & AWARDS ★ ★ ★

2010

Pro Bowl

★ Was credited with 10 tackles, a pass defended and two special teams tackles against the Steelers (11/14).

★ Made seven tackles in a start against the Browns (11/7).

★ Picked up a game-changing interception of a Brett Favre pass intended for Percy Harvin at the Patriots' 26-yard line and returned it 37 yards. The ensuing drive ended in a Patriots touchdown and a 21-10 lead with 2:25 left in the third quarter. He also broke up a potential 59-yard pass from Favre to Harvin as well as a goal-line pass to Greg Lewis in the fourth quarter (10/31). Also recorded five tackles and one special teams tackle.

★ Registered his first NFL interception on a Philip Rivers pass in the second quarter against the Chargers (10/24) and made three tackles on defense.

★ Tallied five tackles in his fifth start of the season against the Ravens (10/17).

★ Made seven tackles and one special teams tackle in a start against Miami (10/4).

★ Started his third straight game as a Patriot and recorded five tackles against Buffalo (9/26).

★ Tallied three tackles in a start against the Jets (9/19).

★ Played in and started his first NFL game in the season opener against the Bengals, recording six tackles and a pass defended (9/12).

COLLEGE

★ Started 39 of 52 games at cornerback, recording 238 tackles (149 solos) with a 4-yard sack (two assisted), 14.0 stops for minus 34 yards, two pressures, two forced fumbles and five fumble recoveries.

★ Deflected 27 passes and intercepted six others for 105 yards in returns (17.5 avg.) and two TDs. Also blocked seven kicks (six punts, one field goal) for 102 yards in returns, as six blocks led to Rutgers scoring drives.

★ His 49 tackles on special teams are the most by a Big East player during the span of the 2006-09 seasons.

★ His two interception returns for touchdowns are tied for seventh on the conference season-record list.

★ His 98-yard kickoff return vs. UConn in 2009 tied Hall Conors (vs. Maryland in 1998) for the third-longest kickoff return in school history.

★ Academic All-Big East Conference in '06 and '07.

★ *The NFL Draft Report* All-American and All-Big East Conference first-team honors, becoming the first conference player to earn that honor at two different positions in the same year (cornerback and special teams) as a senior.

★ First-team All-Big East Conference selection by *The NFL Draft Report* as a junior.



PERSONAL


- ★ Devin McCourty was born on Aug. 13, 1987.
- ★ His twin brother, Jason, was a teammate and fellow cornerback at Saint Joseph's High School and Rutgers.
- ★ Jason was selected in the sixth round of the 2009 NFL Draft by the Tennessee Titans.
- ★ Attended Saint Joseph's (Montvale, N.J.) High School.
- ★ Was an all-league first-team defensive back in his final two seasons, as he played alongside his twin brother.

- ★ After his senior campaign, he was one of nine Rutgers recruits to play in the 2005 New York/New Jersey Governor's Bowl at Rutgers Stadium.
- ★ Also lettered in basketball, starting at point guard for a team that compiled a 26-2 record during his senior season
- ★ Majored in sociology.

★ ★ ★ ★ ★ DEVIN MCCOURTY ★ ★ ★ ★ ★

Pos: CB Ht: 5-10 Wt: 193 Year: R Acq: D1-10 (27th) College: Rutgers Born: 8/13/87

REGULAR SEASON		TACKLES						INTERCEPTIONS						MISCELLANEOUS				
Year	Team	G/S	TT	UT	A	S	Yds	No	Yds	Avg	Lg	TD	PD	FF	FR	Yds	TD	SpT
2010	Patriots	16/16	83	71	12	1.0	4.0	7	110	15.7	37	0	17	2	0	0	0	12
Totals - 1 years		16/16	83	71	12	1.0	4.0	7	110	15.7	37	0	17	2	0	0	0	12



**Zoltan
MESKO**

14

HT: 6-5 WT: 231

Born: 3/16/86

Exp. (NFL/Patriots): Rookie

GP/GS (Playoffs): 16/0 (0/0) Acq: D5-10 (150th)

College: Michigan Hometown: Twinsburg, Ohio

★ ★ ★ ★ ★ PUNTER ★ ★ ★ ★ ★

CAREER TRANSACTIONS

Zoltan Mesko was drafted by the New England Patriots in the fifth round (150th overall) of the 2010 NFL Draft.

SEASONAL REVIEWS

2010 (16/0)

- ★ Finished with a 38.4 net average to set an NFL rookie record for net punting average. His 38.4 net average is the highest of any rookie punter since the net punting average was first tracked in 1976, surpassing the 38.0 net average that Los Angeles Rams' Dale Hatcher set in 1985.
- ★ Recorded 96 yards on two punts against Miami (1/2).
- ★ Punted five times for 206 yards with three punts downed inside the 20 against the Bills (12/26).
- ★ Finished with five punts for 202 yards (40.4 avg.), with a long of 48 and one downed inside the 20 against the Packers (12/19).
- ★ Punted twice in blustery conditions in Chicago for a total of 71 yards and one touchback (12/12).
- ★ Recorded three punts for 140 yards, including a 52-yard punt in the second quarter against the Jets (12/6) and one downed inside the 20. Also added a special teams tackle.
- ★ Punted three times for 153 yards (51.0 avg.) against the Lions, downing one inside the 20 and recording one touchback (11/25).
- ★ Punted three times for 132 yards (44.0 avg.), downing one inside the 20 against the Colts (11/21).
- ★ Totalled 201 yards on five punts with a long of 53 against the Steelers (11/14).
- ★ Punted five times for 207 yards (41.4 avg.) and one touchback against the Browns (11/7).

- ★ Punted five times for 237 yards (47.4 avg. and a long of 55) and one touchback against Minnesota (10/31).
- ★ Averaged 38.3 yards-per-punt on four punts for 153 yards against the Chargers (10/24).
- ★ Boomed a 65-yard punt in overtime that significantly changed field position, giving the Ravens possession at their own 19-yard line after the Patriots faced a fourth-and-6 from their own 16-yard line (10/17). Mesko's career-long 65-yard punt was the longest in Patriots history in overtime, besting Mike Saxon's 46-yard punt in overtime (11/7/93) and the longest for the Patriots since Chris Hanson's 70-yard punt in 2008. He finished the game with six punts for 282 yards (47.0 avg.).
- ★ Punted three times for 123 yards (41.0 avg.) against the Dolphins (10/4).
- ★ Punted three times for 113 yards against Buffalo (9/26).
- ★ Punted three times for 146 yards (48.7 avg.) against the Jets (9/19).
- ★ Punted one time (43 yards) in his first NFL game in the season opener against the Bengals (9/12).

COLLEGE

- ★ Was a four-year letterman and starter at punter.
- ★ Four-time Academic All-Big Ten Conference (2006-09).
- ★ U-M Athletic Academic Achievement (2006-08).
- ★ Two-time All-Big Ten first team selection by the coaches and media (2008-09).
- ★ Became the first special teams player in school history elected team captain, appearing in 50 career games.
- ★ Holds U-M career record for punts and punting yardage with 243 career punts for 10,325 yards.
- ★ 42.5-yard career average ranks second in school history.



- ★ Had 58 punts of 50 yards or better, with a career long of 68 vs. Ohio State (Nov. 17, 2007).
- ★ 2009 Honors and Awards: CoSIDA Academic All-America first team, Walter Camp Football Foundation All-America second team, *ESPN The Magazine* Academic All-America first team, *Playboy Magazine* All-American, Associated Press All-America second team, Walter Camp Football Foundation All-America second team, Rivals.com All-America second team, Phil Steele's All-America second team, Named to Lowe's Senior CLASS Award Senior All-America second team, SI.com All-America honorable mention and College FootballNews.com All-America honorable mention, Ray Guy Award (finalist), Lowe's Senior CLASS Award (finalist), Danny Wuerffel Trophy (finalist), Recipient of Dr. Arthur D. Robinson Scholarship Award as the top senior scholar on the U-M team, CoSIDA Academic All-District IV first team.
- ★ 2008 Honors and Awards: Phil Steele's All-America fourth team, Ray Guy Award semifinalist, 2008 All-Big Ten first team (coaches and media), Big Ten Distinguished Scholar Award.
- ★ First in the Big Ten and 19th nationally in punting average (42.95 avg.) as a junior, punting 80 times for 3,436 yards, both established school records.
- ★ Completed a successful fourth down conversion with a 13-yard rush against the Irish.

- ★ 2007 Honors and Awards: Derek Howard Award winner as Michigan's top hustler, Ray Guy Award and Academic All-America candidate.

PERSONAL

- ★ Born March 16, 1986 in Timisoara, Romania and both parents are natives of Romania.
- ★ Father is a former professional bowler.
- ★ Attended Twinsburg High School (2005).
- ★ Most Valuable Performer at the Ray Guy Kicking Academy in 2004.
- ★ Played basketball and ran track for two years.
- ★ Enrolled in the Stephen M. Ross School of Business and was a business administration major.

★ ★ ★ ★ ★ ZOLTAN MESKO ★ ★ ★ ★ ★

Pos: P Ht: 6-5 Wt: 231 Year: R Acq: D5-10 (150TH) College: Michigan Born: 3/16/86

PUNTING

Year	Team	G	No	Yds	Avg	Net	TB	In20	Lg	Blk
2010	Patriots	16	58	2,505	43.2	38.4	5	19	65	0
Totals - 1 year		16	58	2,505	43.2	38.4	5	19	65	0

Additional Statistics: Special Teams tackles (1)



Taylor PRICE

17

HT: 6-0 WT: 205
Born: 10/8/87

Exp. (NFL/Patriots): Rookie
GP/GS (Playoffs): 1/0 (0/0) Acq: D3-10 (90th)
College: Ohio Hometown: Hilliard, Ohio

★ ★ ★ WIDE RECEIVER ★ ★ ★

CAREER TRANSACTIONS

Taylor Price was drafted by the New England Patriots in the third round (90th overall) of the 2010 of the NFL Draft.

SEASONAL REVIEWS

2010 (1/0)

- ★ Made his NFL debut against the Dolphins, catching three passes from Brian Hoyer for 41 yards (1/2).
- ★ Was inactive for the first 15 games of the season.

COLLEGE

- ★ Taylor Price started 38-of-52 games.
- ★ Caught 149 passes, topping the old school career-record of 144 receptions by Tom Compennolle (1983-86).
- ★ His 51 receptions in 2008 rank fourth on Ohio's season-record chart.
- ★ His 14 catches in the 2008 Wyoming clash set the school game-record.
- ★ Price gained 2,019 receiving yards as a Bobcat, the second-best career total in school annals, surpassed by Todd Snyder (2,241; 1967-69).
- ★ His 694 aerial yards in 2008 rank seventh on the school season-record list and his 784 yards in 2009 rank fourth.
- ★ His 14 touchdown receptions are one shy of the school career-record of fifteen by Todd Snyder (1967-69).

- ★ Also carried 24 times for 125 yards (5.21 avg), returned 10 kickoffs for 179 yards (17.9 avg), gained 26 yards on five punt returns (5.2 avg), completed 3-of-5 passes for 79 yards and two touchdowns and recorded three solo tackles during his time on the OU field.

- ★ Led the team with a career-high 51 receptions, which rank fourth on the school season record list as a junior.

- ★ Finished with nine receptions for 77 yards (8.56 ypc).

PERSONAL

- ★ Born October 8, 1987.
- ★ Attended Darby (Hilliard, Oh.) High School, lettering three times in football and once in baseball.
- ★ Received All-Ohio Capital Central League second-team honors as a junior and was an All-District I honorable mention as a senior.
- ★ Competed on both sides of the ball, catching 30 passes for 400 yards while collecting 52 tackles with two interceptions.
- ★ As a junior, he also excelled on special teams, blocking five kicks that season.
- ★ Health services administration major.

★ ★ ★ ★ ★ TAYLOR PRICE ★ ★ ★ ★ ★

Pos: WR Ht: 6-0 Wt: 205 Year: R Acq: D3-10 (90th) College: Ohio Born: 10/8/87

Year	Team	RECEIVING						RUSHING					
		G/S	Rec	Yds	Avg	Lg	TD	Att	Yds	Avg	Lg	TD	
2010	Patriots	1/0	3	41	13.7	18	0	0	0	0.0	0	0	
Totals - 1 year		1/0	3	41	13.7	18	0	0	0	0.0	0	0	





Brandon SPIKES

55

HT: 6-2 WT: 250
Born: 9/3/87

Exp. (NFL/Patriots): Rookie

GP/GS (Playoffs): 12/8 (0/0) Acq: D2c-10 (62nd)

College: Florida Hometown: Shelby, North Carolina

★ ★ ★ LINEBACKER ★ ★ ★

CAREER TRANSACTIONS

Brandon Spikes was drafted by the New England Patriots in the second round (62nd overall) of the 2010 NFL Draft.

SEASONAL REVIEWS

2010 (12/8)

- ★ Did not play against the Bears (12/12), Packers (12/19), Bills (12/26) or Dolphins (1/2) due to an NFL suspension.
- ★ Recorded his first career interception, picking off Mark Sanchez at the New England two-yard line, returning it five yards. Also contributed seven tackles in a reserve role against the Jets (12/6).
- ★ Contributed two tackles and a pass defended in a reserve role against the Lions (11/25).
- ★ Made three tackles in a reserve role against the Colts (11/21).
- ★ Registered three tackles in a start against the Steelers (11/14).
- ★ Led the team with 10 tackles against the Browns (11/7).
- ★ Registered 10 tackles in a start against the Vikings (10/31). Combined with Vince Wilfork to stop Adrian Peterson for a 1-yard loss on first-and-goal from the 10-yard line late in the second quarter, starting a defensive stand that ended in Spikes and Jermaine Cunningham stopping Peterson for a 2-yard loss on fourth-and-goal from the one-yard line.
- ★ Made three tackles in a start against the Chargers (10/24).
- ★ Tallied a career-high 13 tackles in his fourth straight start of the season against the Ravens (10/17).
- ★ Made three tackles in a start against the Dolphins (10/4).
- ★ Recorded five tackles against the Bills in his second start (9/26).
- ★ Made his first NFL start at inside linebacker against the Jets and led the team with 10 tackles (9/19).
- ★ Played in his first NFL game in the season opener against the Bengals, tallying two tackles and a pass defended (9/12).

COLLEGE

- ★ Spikes started 39 of 47 games at Florida, including his final 38 appearances, recording 307 tackles (178 solos) with 6.5 sacks for minus 42 yards, 31.5 stops for losses totaling 89 yards and eight pressures.

- ★ Deflected 14 passes and intercepted six others, setting the school career record, as he returned four of those for touchdowns.

- ★ Third linebacker in NCAA football since 1996 to return four interceptions for touchdowns in a career.

- ★ Led the team in tackles in 2007 and 2008.

- ★ Honors and awards (2009): All-American first-team selection by *The Sporting News*, Associated Press and Walter Camp as a senior, Finalist for the Butkus Award (top linebacker) and Bednarik Award (nation's top defender), Lombardi Award semifinalist and Lott Trophy quarterfinalist, first-team All-SEC choice by the league's coaches and second-team pick by the AP.

- ★ Honors and Awards (2008): Team Captain, consensus first-team All-American, first-team All-SEC performer, finalist for the Nagurski Trophy, semifinalist for the Lombardi and Bednarik Awards

- ★ First-team All-SEC honors from the league's coaches and AP his sophomore year.

- ★ Member of the UF Football Leadership Committee (2007, 2008).

- ★ Led the team with a career-high 131 tackles (81 solos), posting 1.5 sacks for minus 13 yards and leading the Gators with 16.0 stops for losses of 36 yards (13th-best season total in school history) his sophomore year.

PERSONAL

- ★ Born the son of Sherry Allen on Sept. 3, 1987 in Shelby, North Carolina.
- ★ Has solid football bloodlines, as his cousin, Takeo Spikes, is a 13-year NFL veteran.
- ★ Patterns his style of play after Hall of Fame linebacker Dick Butkus, honoring his idol while at Florida by wearing Butkus' jersey number (51) during his playing days with the Chicago Bears.
- ★ Attended Crest Senior (Cleveland County, N.C.) High School, lettering four times in football as a starter at defensive end and linebacker.
- ★ Majored in anthropology.

★ ★ ★ ★ ★ BRANDON SPIKES ★ ★ ★ ★ ★

Pos: LB Ht: 6-2 Wt: 250 Year: R Acq: D2c-10 (62nd) College: Florida Born: 9/3/87

REGULAR SEASON		TACKLES						INTERCEPTIONS					MISCELLANEOUS					
Year	Team	G/S	TT	UT	A	S	Yds	No	Yds	Avg	Lg	TD	PD	FF	FR	Yds TD	SpT	
2010	Patriots	12/8	71	41	30	0.0	0.0	1	5	5.0	5	0	3	0	0	0	0	2
Totals - 1 year		12/8	71	41	30	0.0	0.0	1	5	5.0	5	0	3	0	0	0	0	2





Kade WESTON

66

HT: 6-5 WT: 315

Born: 11/29/86

Exp. (NFL/Patriots): Rookie Acq: D7c-10 (248th)
College: Georgia Hometown: Red Bank, New Jersey

★ ★ ★ DEFENSIVE LINE ★ ★ ★

CAREER TRANSACTIONS

Kade Weston was drafted by the New England Patriots in the seventh round (248th overall) of the 2010 NFL Draft ... Placed on injured reserve with an abdomen injury (8/24/10).

SEASONAL REVIEWS

2010

★ Was placed on injured reserve with an abdomen injury on Aug. 24, 2010.

COLLEGE

★ Played in 48 career games with 20 starts at Georgia and finished with 78 total tackles and four sacks.

★ Recipient of William K. and Jane H. Holmes Scholarship as a sophomore, junior and senior.

★ SEC All-Freshman Team by league's coaches and Freshman All-American by *Sporting News* (2006).

★ Named team's Most Improved Defensive Player as a sophomore.

PERSONAL

★ Born on Nov. 29, 1986.

★ *Parade* magazine All-American.

★ SuperPrep All-America and All-Northeast Teams.

★ Third-ranked defensive tackle nationally by Scout.com.

★ Rivals.com Top 100 players in the nation.

★ Ranked No. 2 in the New Jersey Postseason Top 30.

★ Listed on Tom Lemming's Top 100 players in the nation.

★ Two-time all-state defensive tackle.

★ ★ ★ ★ ★ KADE WESTON ★ ★ ★ ★ ★

Pos: DL Ht: 6-5 Wt: 315 Year: R Acq: D7c-10 (248th) College: Georgia Born: 11/29/86

DEFENSIVE STATISTICS

Year	Team	G/S	TT	UT	A	FR	FF	Int	Sack	Yds
2006	Georgia	13/6	13	8	5	0	0	0	0.0	0
2007	Georgia	13/5	19	9	10	1	0	0	2.0	15
2008	Georgia	10/0	18	13	5	0	0	0	0.0	0
2009	Georgia	12/9	28	12	16	0	0	0	2.0	16
Career Totals		48/20	78	42	36	1	0	0	4.0	31



★ ★ ★ PRACTICE SQUAD ★ ★ ★



**Thomas
AUSTIN**

68

HT: 6-4 WT: 310
Born: 11/14/1986

Exp. (NFL/Patriots): Rookie Acq: FA-10
College: Clemson Hometown: Maywood, Ill.

★ ★ ★ OFFENSIVE LINE ★ ★ ★

CAREER TRANSACTIONS

Thomas Austin was signed to the Patriots practice squad on September 29, 2010...Originally signed by Minnesota as a rookie free agent (04/24/10)...Waived by Minnesota (09/04/10)...Signed by Minnesota to the practice squad (09/05/10)...Waived by Minnesota from the practice squad (09/06/10).

COLLEGE

- ★ Named an All-Atlantic Coast Conference Second Team as a senior in 2009.
- ★ Helped Clemson rank in the top 25 in the nation in scoring offense and had a school record of six straight games with at least 34 points.
- ★ Was a preseason All-America and Outland Trophy candidate heading into his senior year.
- ★ Was named ACC Offensive Lineman of the Week five times.

- ★ Started at both guard and center during his four-year career at Clemson.

- ★ Was redshirted in 2005.

PERSONAL

- ★ Married Margaret Hall on July 5, 2008.
- ★ Played every position along the offensive line at Camden (South Carolina) High School.
- ★ Named all-county, all-region, and all-area selection as a junior and senior.
- ★ Three-year letterman in wrestling who won the AAA state title and had a 66-4 career record.
- ★ Earned his degree in political science.
- ★ Wants to pursue the ministry full-time after his football career.
- ★ Born November 14, 1986 in Camden, S.C.



**Carson
BUTLER**

86

HT: 6-4 WT: 260

Born: 8/21/89 Exp. (NFL/Patriots): 1/1

GP/GS (Playoffs): 0/0 Acq: FA-10

College: Michigan Hometown: Detroit, Mich.

★ ★ ★ TIGHT END ★ ★ ★

CAREER TRANSACTIONS

Originally signed by the Green Bay Packers as a rookie free agent (05/01/09)...Waived by Green Bay (07/22/09)...Signed by Detroit (08/06/09)...Waived by Detroit (09/05/09)...Signed by Detroit to the practice squad (09/06/09)...Waived by Detroit (09/26/09)...Signed by San Francisco to the practice squad (10/28/09)...Waived by San Francisco (11/03/09)...Signed by Cincinnati to the practice squad (12/30/09)...Signed by the New York Giants (01/19/10)...Waived by the New York Giants (06/21/10) ... Signed by the Patriots as a free agent (8/2/10) ... Released by the Patriots (9/4/10) ... Signed to the Patriots practice squad (9/21/10).

SEASONAL REVIEWS

2009 (0/0 – Green Bay/Detroit/San Fran./Cincinnati)


- ★ Was signed by Green Bay as a rookie free agent but was waived in July.
- ★ Spent time on the practice squads of Detroit, San Francisco and Cincinnati.

COLLEGE

- ★ A three-time letter winner at Michigan, who appeared on both offense and defense during his career.
- ★ Appeared in 29 games as a tight end during his first two seasons before switching to defensive end midway through the 2008 season in his final three games at Michigan.
- ★ Totaled 41 receptions for 429 yards and three touchdowns.
- ★ Made three tackles on defense.
- ★ Saw action as a true freshman in 2006.

PERSONAL

- ★ Born Carson Butler on August 21, 1987 in Detroit, Mich.
- ★ Prepped at Renaissance High School in Detroit, where he was a two-year letterman in football, playing on offense as a tight end and running back and on defense as an outside linebacker.



Jonathan CROMPTON

7

HT: 6-3 WT: 222

Born: 7/25/1987

Exp. (NFL/Patriots): Rookie Acq: FA-10

College: Tennessee Hometown: Waynesville, NC.

★ ★ ★ QUARTERBACK ★ ★ ★

CAREER TRANSACTIONS

Jonathan Crompton was signed to the Patriots practice squad on November 2, 2010 ... Originally drafted by San Diego in the fifth round (168th overall) of the 2010 NFL Draft ... Waived by San Diego (09/04/10) ... Signed by San Diego to the practice squad (09/05/10) ... Waived by San Diego from the practice squad (09/07/10).

COLLEGE

- ★ Had a strong senior season in 2009, passing for 2,500 yards and 27 touchdowns, more scoring passes than all but two former Tennessee quarterbacks.
- ★ Finished career 348-of-629 for 4,187 yards with 36 touchdowns and 22 interceptions.
- ★ Also rushed for three touchdowns

- ★ Finished college career as the seventh leading passer all-time.
- ★ Had an impressive streak of 142 passes without an interception as a senior, just one shy of the school's all-time record.

PERSONAL

- ★ Born July 25, 1987 in Ashville, North Carolina.
- ★ All-America quarterback at Tuscola High school in Waynesville, N.C.
- ★ Earned a degree in communications.



Buddy FARNHAM

13

HT: 6-0 WT: 185

Born: 5/22/87

Exp. (NFL/Patriots): Rookie Acq: FA-10

College: Brown Hometown: Andover, Mass.

★ ★ ★ WIDE RECEIVER ★ ★ ★

CAREER TRANSACTIONS

Buddy Farnham was signed to the Patriots practice squad on December 29, 2010 ... Signed by the Patriots as a rookie free agent (5/3/10) ... Released by the Patriots (8/9/10) ... Re-signed by the Patriots (8/15/10) ... Released by the Patriots (9/4/10).

COLLEGE

- ★ Was named Ivy League and New England Player of the Year and second-team Associated Press All-American following his senior year at Brown.
- ★ Completed the 2009 season with 1,003 receiving yards and 74 receptions.
- ★ Became the eighth player in Brown history to go over 1,000 yards.
- ★ His 100.3 receiving yards per game ranked fifth in the nation and his 7.4 receptions per game ranked eighth nationally.
- ★ Was a three-time first team All-Ivy and All-New England selection and became the fourth Brown player to be named Ivy League Player of the Year.

- ★ Finished his college career with 229 receptions, which is sixth in Ivy League history, and 2,895 career yards, which is seventh in Ivy League history.

PERSONAL

- ★ Born May 22, 1987.
- ★ A graduate of Andover High School where he lettered in football, track and lacrosse.
- ★ Was a three-time team MVP in football and named League MVP as a junior.
- ★ Holds the school records for receptions, interceptions, touchdowns, receiving yards, all-purpose yards and punt returns.
- ★ Father Mark, was a record-setting wide receiver at Brown and a member of the school's Hall of Fame.





Marlon FAVORITE

68

HT: 6-1 WT: 317

Born: 6/22/86 Exp. (NFL/Patriots): 2/1

GP/GS (Playoffs): 0/0 (0/0) Acq: FA-10

College: Louisiana State Hometown: Harvey, La.



DEFENSIVE TACKLE



CAREER TRANSACTIONS


Marlon Favorite was signed to the Patriots practice squad on January 4, 2011...Originally signed with Carolina as a rookie free agent...Waived by Carolina (09/05/09)...Signed by St. Louis to the practice squad (09/29/09)...Waived by St. Louis from the practice squad (10/06/09)...Signed by Kansas City to the practice squad (10/21/09)...Waived by Kansas City from the practice squad (12/01/09)...Signed by Seattle to the practice squad (12/08/09)...Signed to the New Orleans practice squad (01/20/10)...Signed by Buffalo as a free agent (03/02/10)...Waived by Buffalo (5/11/10)...Signed by Indianapolis as a free agent (5/18/10)...Waived by Indianapolis (09/04/10).

COLLEGE

- ★ Four-year letterman who started 17 of 40 career games.
- ★ Had 78 career tackles, 8.5 for losses, four sacks and two passes defended.
- ★ Started seven of 13 games as a senior.
- ★ Started six of 11 games as a junior on national championship team.
- ★ Was redshirted in 2004.
- ★ Holds a degree in general studies.

PERSONAL

- ★ Full name is Marlon Dominique Favorite.
- ★ Born and resides in Harvey, La.
- ★ Attended West Jefferson High School.



Steve MANERI

65

HT: 6-6 WT: 290

Born: 3/20/88 Exp. (NFL/Patriots): Rookie

GP/GS (Playoffs): 0/0 (0/0) Acq: CW (HOU)-10

College: Temple Hometown: Saddle Brook, N.J.



TACKLE



PRONOUNCED muh-NAIR-ee

CAREER TRANSACTIONS

Steve Maneri was claimed off waivers and awarded to the Patriots from the Houston Texans on Sept. 5, 2010... Originally signed by Houston as a rookie free agent on May 7, 2010 ... Was released by the Patriots (9/27/10) ... Was signed to the Patriots practice squad (9/29/10).

SEASONAL REVIEWS

2010 (0/0)

- ★ Was inactive for the first two games of the season.

COLLEGE


- ★ Played tight end for the Temple Owls and played in 45 games with 25 starts.
- ★ Named a 2009 third-team All-MAC honoree.
- ★ Recipient of the 2009 John Rienstra Award for Excellence in Off-season Conditioning.
- ★ Named a team captain as a senior in 2009.

Named to the 2009 Philadelphia Inquirer's Academic All-Area Football Team.

- ★ Named the coaches' offensive player of the week following the Army game (Oct. 18, 2009).
- ★ Started all 13 games at tight end as a senior.
- ★ One of just nine players to start every game.
- ★ Finished the season with 134 yards and two touchdowns on 12 receptions.
- ★ Put TU on the scoreboard with his 26-yard touchdown reception against UCLA in the EagleBank Bowl.

PERSONAL

- ★ A 2006 graduate of Saddle Brook (N.J.) HS.
- ★ Played one season of football, making 36 catches for 607 yards and five TDs at TE to earn Bergen Record second-team All-North Jersey honors under head coach David Schuman in 2005.
- ★ Three-year varsity basketball starter.
- ★ Bergen-Passaic Scholastic League Carpenter Division first-team selection as a junior and senior.
- ★ Also an All-Bergen County All-Star choice by the BCCA..



Thad TURNER

43

HT: 5-11 WT: 188
Born: 4/30/1987

Exp. (NFL/Patriots): Rookie Acq: FA-1 0
College: Ohio Hometown: Marietta, Ga.

★ ★ ★ CORNER BACK ★ ★ ★

CAREER TRANSACTIONS

Thad Turner was signed to the Patriots practice squad on November 9, 2010 ... originally signed by Indianapolis as a rookie free agent (4/30/10) ... Waived by Indianapolis (8/12/10).

COLLEGE

- ★ Four-year letterman and two-year starter who opened 24 of 45 career games.
- ★ Began his college career as a wide receiver.
- ★ Started 14 games as a senior and had 60 tackles and one interception.
- ★ Moved to the defensive side of the ball as a sophomore.
- ★ Started eight games at wide receiver as a freshman in 2006.
- ★ Majored in recreation management.

PERSONAL

- ★ Attended Marietta High school.
- ★ Earned first-team all-state.
- ★ Led the team to an 11-1 record, regional title and number six state ranking.
- ★ Lettered twice in football and three times in baseball.
- ★ Born April 30, 1987.



Ross VENTRONE

35

HT: 5-8 WT: 190
Born: 9/27/86

Exp. (NFL/Patriots): Rookie Acq: FA-10
College: Villanova Hometown: Pittsburgh, Pa.

★ ★ ★ DEFENSIVE BACK ★ ★ ★

CAREER TRANSACTIONS

Ross Ventrone was signed by the Patriots as a rookie free agent on April 29, 2010 ... Released by the Patriots (8/20/10)... Re-signed by the Patriots (8/23/10) ... Released by the Patriots (9/4/10) ... Resigned to the practice squad by the Patriots (10/19/10).

COLLEGE

- ★ Three-year starter at Villanova after transferring from Pittsburgh, where he began his college career as a walk-on.
- ★ Ventrone was the leader of a secondary that was one of the best in the Football Championship Subdivision (FCS) in 2009 .
- ★ Recorded 73 tackles including 53 solo stops, 6.5 tackles for loss and three quarterback sacks.

- ★ Was in on 198 tackles in his three-year career with the Wildcats.
- ★ Had a team-best four interceptions in 2008.
- ★ After being redshirted as a freshman in 2005, he worked on the scout team in 2006 before landing a scholarship to Villanova.

PERSONAL

- ★ Born Sept. 27, 1986, one of three children of Ray and Denise.
- ★ Older brother, Ray, is with the Cleveland Browns and also spent two stints with the New England Patriots from 2005-09.
- ★ Did not play football until his senior year of high school at Chartiers Valley High in Pittsburgh, Pennsylvania.
- ★ Majored in communications.





Darnell
JENKINS

10

HT: 5-10 WT: 191

Born: 12/31/82

Exp. (NFL/Patriots): 1/1 GP/GS (Playoffs): 0/0 (0/0)

Acq: FA-09 College: Miami (Fla.) Hometown: Miami, Fla.

★ ★ ★ WIDE RECEIVER ★ ★ ★

CAREER TRANSACTIONS

Darnell Jenkins was signed to the New England practice squad on Dec. 9, 2009 ... Originally signed by Houston as a rookie free agent (4/29/08) ... Waived by Houston (8/29/08) ... Signed to the Houston practice squad (8/31/08) ... Signed to the Houston 53-man roster (12/16/08) ... Waived by Houston (9/5/09) ... Signed to the Houston practice squad (9/6/09) ... Waived from the Houston practice squad (10/22/09) ... Signed to the Cleveland practice squad (10/27/09) ... Waived from the Cleveland practice squad (11/10/09) ... Signed to the Tampa Bay practice squad (11/19/09) ... Waived from the Tampa Bay practice squad (12/1/09) ... Released by the Patriots (9/4/10) ... Signed to the Patriots practice squad (9/6/10) ... Placed on practice squad injured list with a knee injury (11/3/10).

SEASONAL REVIEWS

2009 (0/0)

- ★ Went to training camp with Houston, but was waived prior to the start of the regular-season and spent time on the practice squads of Houston, Cleveland and Tampa Bay before joining the Patriots practice squad (12/9).
- ★ Placed on the practice squad/injured list with an ankle injury on Jan. 1, 2010.

2008 (1/0)

- ★ Joined Houston as an undrafted free agent.
- ★ Spent the majority of his rookie season on the Houston practice squad before being signed to the 53-man roster before the week 16 game at Oakland (12/21) and played on special teams against the Raiders.
- ★ Was inactive for the season-finale vs. Chicago (12/28).

EXTRA POINTS

- ★ Winner of the prestigious Nick Kotys Award, given to Dade County's Male Athlete of the Year.
- ★ Athletic success stories are beacons of light in Darnell's home town in Liberty City in Miami. Likes to go back home to talk to youth groups and spend time giving them career counseling and acting as a motivational speaker.

COLLEGE

- ★ Compiled 90 receptions for 1,274 yards and five touchdowns during his college career.
- ★ Finished his senior year with 31 receptions for 619 yards and two touchdowns.

PERSONAL

- ★ Attended Central High School in Miami (FLA).
- ★ Winner of the prestigious Nick Kotys Award, given to Dade County's Male Athlete of the Year.
- ★ Graduated in December 2006 with a degree in liberal arts.

★★★ MILITARY RESERVE ★★★



**Tyree
BARNES**

HT: 6-0 WT: 196
Born: 4/15/86
Exp. (NFL/Patriots): 1/1
GP/GS (Playoffs): 0/0 (0/0)
Acq: FA-09
College: Navy
Hometown: Hampton, Va.

★★★ WIDE RECEIVER ★★★

PRO

Tyree Barnes was signed by the Patriots as an undrafted free agent on May 4, 2009 ... Placed on Reserve/Military List on July 23, 2009.


COLLEGE

As a senior in 2008, played in 13 games, grabbing 20 receptions for 400 yards and two touchdowns ... Accounted for 20 of Navy's 46 receptions on the season and his season tally nearly totaled his 22 career receptions through his first three seasons ... As a junior in 2007, started at wide receiver in all 13 games ... Caught 10 passes for 168 yards

and one touchdown ... As a sophomore in 2006, saw action in 12 of 13 games ... Caught six passes for 105 yards and one touchdown ... Played in all 12 games as a freshman in 2005 ... Scored his first career touchdown on a 33-yard play against Duke ... Scored his second touchdown of the season versus Notre Dame.

PERSONAL

Tyree Dwight Barnes was born on April 15, 1986 ... Attended Kecoughtan (Va.) High School where he lettered twice in both football and basketball ... Twice named all-district on the gridiron and was a two-time recipient of the Zooms Scholar-Athlete Award on the basketball court ... Member of the Future Business Leaders of America.



**Eric
KETTANI**

HT: 5-11 WT: 235
Born: 3/26/87
Exp. (NFL/Patriots): 1/1
GP/GS (Playoffs): 0/0 (0/0)
Acq: FA-09
College: Navy
Hometown: Kirtland, Ohio

★★★ RUNNING BACK ★★★

PRO

Eric Kettani was signed by the Patriots as an undrafted free agent on May 4, 2009 ... Placed on Reserve/Military List on July 23, 2009

COLLEGE

As a senior in 2008, played in all 13 games and led the team in carries with 190 for 982 yards and four touchdowns ... As a junior in 2007, played in all 13 games and made five starts ... Led the team with 880 rushing yards on 152 carries (5.8 avg) with 10 touchdowns ... Collected a career-best 126 yards, his first-career 100-yard game, on just nine carries with a pair of touchdowns against Ball State ... As

a sophomore in 2006, played in all 13 games ... Made 53 carries for 229 yards and one touchdown ... As a freshman in 2005, saw action in three games, playing against Rice, Tulane and Army.

PERSONAL

Eric Nordeine Kettani was born on March 26, 1987 ... Was a three-year letter-winner at Lake Catholic (Ohio) High School ... Named the *News-Herald* Player of the Year and the Cleveland Plain-Dealer Defensive Player of the Year as a senior ... Also named first-team All-Northeast Ohio and earned all-state honors ... As a freshman, was part of a state championship team that posted a 13-2 record.



**Shun
WHITE**

HT: 5-8 WT: 195
Born: 12/9/85
Exp. (NFL/Patriots): 1/1
GP/GS (Playoffs): 0/0 (0/0)
Acq: FA-09
College: Navy
Hometown: Memphis, Tenn.

★★★ WIDE RECEIVER ★★★

PRO

Shun White was signed by the Patriots as an undrafted free agent on May 4, 2009 ... Placed on Reserve/Military List on August 17, 2009.

COLLEGE

As a senior in 2008, played in all 13 games and led Navy in rushing with 1,092 yards on 132 carries and eight rushing touchdowns ... Caught four passes for 92 yards and one touchdown ... As a junior in 2007, played in 12 games and made two starts ... Tallied 620 rushing yards on 78 rushes and seven touchdowns ... Also caught eight passes for 118 yards and one touchdown ... Posted a career best 131

rushing yards on just seven carries at North Texas ... As a sophomore in 2006, played in all 13 games and registered 48 carries for 578 yards (11.3 avg) and five touchdowns ... As a freshman in 2005, played in three games, including significant action in the Poinsettia Bowl.

PERSONAL

Shun Terrell White was born on December 9, 1985 ... Attended Raleigh-Egypt (Memphis, Tenn.) High School and was a three-year letter-winner in football and track ... Was an all-state selection in both football and track as a senior and served as team captain in both sports ... Member of the state championship track team in his senior year.

Solid in every position.



Wireless. Internet. TV. Phone.

Get off the bench and into the action with Verizon. Watch the Patriots™ in crystal clear HDTV, enjoy lightning fast internet speeds, brag about the Patriots™ on America's Most Reliable 3G Network and enjoy stellar home phone service. Verizon is the Official Telecommunications Sponsor of the New England Patriots™.



Visit **Verizon.com** today for more information.

New England Patriots trademarks, including Patriots logo, are the property of New England Patriots L.P., and are used pursuant to a licensing agreement with New England Patriots L.P. FIOS available in select areas. Wireless & wireline phone service not available everywhere. Network details & coverage maps at vzw.com. ©2010 Verizon.

★ ★ ★ 2010 ALPHABETICAL ROSTER ★ ★ ★

Players

#	NAME	POS	HT	WT	BORN	YR	COLLEGE	H.S. HOMETOWN
27	Arrington, Kyle	CB	5-10	196	8/12/1986	2	Hofstra	Accokeek, Md.
95	Banta-Cain, Tully	LB	6-2	250	8/28/1980	8	California	Sunnyvale, Calif.
12	Brady, Tom	QB	6-4	225	8/3/1977	11	Michigan	San Mateo, Calif.
84	Branch, Deion	WR	5-9	195	7/18/1979	9	Louisville	Albany, Ga.
38	Brown, Sergio	S	6-2	210	5/22/1988	R	Notre Dame	Maywood, Ill.
28	Butler, Darius	CB	5-10	190	3/18/1986	2	Connecticut	Ft. Lauderdale, Fla.
29	Carter, Tony	CB	5-9	175	5/24/1986	2	Florida State	Jacksonville, Fla.
25	Chung, Patrick	S	5-11	212	8/19/1987	2	Oregon	Rancho Cucamonga, Calif.
22	Clayton, Thomas	RB	5-11	220	4/26/1984	2	Kansas State	Alexandria, Va.
66	Cohen, Landon	DL	6-3	300	8/3/1986	3	Ohio	Spartanburg, S.C.
63	Connolly, Dan	OL	6-4	313	9/2/1982	5	Southeast Missouri St.	St. Louis, Mo.
82	Crumpler, Alge	TE	6-2	275	12/23/1977	10	North Carolina	Wilmington, N.C.
96	Cunningham, Jermaine	LB	6-3	260	4/24/1988	R	Florida	Stone Mountain, Ga.
71	Deaderick, Brandon	DL	6-4	305	8/19/1987	R	Alabama	Elizabethtown, Ky.
11	Edelman, Julian	WR	5-10	198	5/22/1986	2	Kent State	Redwood City, Calif.
52	Fletcher, Dane	LB	6-2	244	9/14/1986	R	Montana State	Bozeman, Montana
5	Graham, Shayne	K	6-0	214	12/9/1977	10	Virginia Tech	Radford, Va.
42	Green-Ellis, BenJarvus	RB	5-11	215	7/2/1985	3	Mississippi	New Orleans, La.
87	Gronkowski, Rob	TE	6-6	265	5/14/1989	R	Arizona	Pittsburgh, Pa.
59	Guyton, Gary	LB	6-3	245	11/14/1985	3	Georgia Tech	Hinesville, Ga.
85	Hernandez, Aaron	TE	6-1	245	11/6/1989	R	Florida	Bristol, Conn.
8	Hoyer, Brian	QB	6-2	215	10/13/1985	2	Michigan State	North Olmsted, Ohio
48	Katula, Matt	LS	6-6	265	8/22/1982	6	Wisconsin	Waukesha, Wi.
67	Koppen, Dan	C	6-2	296	9/12/1979	8	Boston College	Whitehall, Pa.
64	LeVoir, Mark	T	6-7	310	7/29/1982	4	Notre Dame	Eden Prairie, Minn.
72	Light, Matt	T	6-4	305	6/23/1978	10	Purdue	Greenville, Ohio
74	Love, Kyle	DL	6-1	310	11/18/1986	R	Mississippi State	Fairburn, Ga.
70	Mankins, Logan	G	6-4	310	3/10/1982	6	Fresno State	Catheys Valley, Calif.
51	Mayo, Jerod	LB	6-1	245	2/23/1986	3	Tennessee	Hampton, Va.
32	McCourt, Devin	CB	5-10	193	8/13/1987	R	Rutgers	Montvale, N.J.
31	Meriweather, Brandon	S	5-11	200	1/14/1984	4	Miami (Fla.)	Apopka, Fla.
14	Mesko, Zoltan	P	6-5	231	3/16/1986	R	Michigan	Twinsburg, Ohio
98	Moore, Eric	DL	6-4	268	2/28/1981	5	Florida State	Pahokee, Fla.
34	Morris, Sammy	RB	6-0	220	3/23/1977	11	Texas Tech	San Antonio, Texas
53	Murrell, Marques	LB	6-2	250	3/20/1985	4	Appalachian State	Fayetteville, N.C.
50	Ninkovich, Rob	LB	6-2	255	2/1/1984	5	Purdue	Blue Island, Ill.
60	Ohrnberger, Rich	OL	6-2	300	2/14/1986	2	Penn State	East Meadow, N.Y.
69	Ojinnaka, Quinn	OL	6-5	295	4/23/1984	5	Syracuse	Seabrook, Md.
44	Page, Jarrad	S	6-0	225	10/19/1984	5	UCLA	San Leandro, Calif.
17	Price, Taylor	WR	6-0	205	10/8/1987	R	Ohio	Hilliard, Ohio
91	Pryor, Myron	DL	6-1	310	6/13/1986	2	Kentucky	Louisville, Ky.
36	Sanders, James	S	5-10	210	11/11/1983	6	Fresno State	Porterville, Calif.



★ ★ ★ 2010 ALPHABETICAL ROSTER ★ ★ ★

#	NAME	POS	HT	WT	BORN	YR	COLLEGE	H.S. HOMETOWN
18	Slater, Matthew	WR	6-0	200	9/9/1985	3	UCLA	Anaheim, Calif.
55	Spikes, Brandon	LB	6-2	250	9/3/1987	R	Florida	Shelby, N.C.
19	Tate, Brandon	WR	6-1	195	10/5/1987	2	North Carolina	Burlington, N.C.
21	Taylor, Fred	RB	6-1	228	1/27/1976	13	Florida	Belle Glade, Fla.
76	Vollmer, Sebastian	OL	6-8	315	7/10/1984	2	Houston	Kaarst, Germany
92	Warren, Gerard	DL	6-4	325	7/25/1978	10	Florida	Lake Butler, Fla.
83	Welker, Wes	WR	5-9	185	5/1/1981	7	Texas Tech	Oklahoma City, Okla.
62	Wendell, Ryan	C	6-2	290	3/4/1986	2	Fresno State	Diamond Bar, Calif.
58	White, Tracy	LB	6-0	230	4/14/1981	8	Howard	St. Stephen, S.C.
75	Wilfork, Vince	NT	6-2	325	11/4/1981	7	Miami (Fla.)	Boynton Beach, Fla.
39	Woodhead, Danny	RB	5-8	195	1/25/1985	3 C	hadron State	North Platte, Ne.

PRACTICE SQUAD

#	NAME	POS	HT	WT	BORN	YR	COLLEGE	H.S. HOMETOWN
68	Austin, Thomas	OL	6-4	310	11/14/1986	R	Clemson	Camden, S.C.
86	Butler, Carson	TE	6-4	260	8/21/1987	1	Michigan	Detroit, Mich.
7	Crompton, Jonathan	QB	6-3	222	7/25/1987	R	Tennessee	Waynesville, N.C.
13	Farnham, Buddy	WR	6-0	185	5/22/1987	R	Brown	Andover, Mass.
68	Favorite, Marlon	DL	6-1	317	6/22/1986	1	Louisiana State	Harvey, La.
65	Maneri, Steve	T	6-6	290	3/20/1988	R	Temple	Saddle Brook, N.J.
43	Turner, Thad	CB	5-11	188	4/30/1987	R	Ohio	Marietta, Ga.
35	Ventrone, Ross	S	5-8	190	9/27/1986	R	Villanova	Pittsburgh, Pa.

RESERVE/INJURED LIST

#	NAME	POS	HT	WT	BORN	YR	COLLEGE	H.S. HOMETOWN
	Barrett, Josh	S	6-2	225	11/22/1984	3	Arizona State	Reno, Nev.
23	Bodden, Leigh	CB	6-1	193	9/24/1981	8	Duquesne	Hyattsville, Md.
97	Brace, Ron	DL	6-3	330	12/18/1986	2	Boston College	Worcester, Mass.
33	Faulk, Kevin	RB	5-8	202	6/5/1976	12	Louisiana State	Carencro, La.
3	Gostkowski, Stephen	K	6-1	215	1/28/1984	5	Memphis	Madison, Miss.
77	Kaczur, Nick	T	6-4	315	7/28/1979	6	Toledo	Brantford, Ontario
26	Lockett, Bret	DB	6-1	220	10/7/1986	2	UCLA	Diamond Bar, Calif.
30	McGowan, Brandon	S	5-11	210	9/26/1983	6	Maine	Jersey City, N.J.
61	Neal, Stephen	G	6-4	305	10/9/1976	9	Cal State-Bakersfield	San Diego, Calif.
90	Richard, Darryl	DL	6-4	295	6/17/1986	1	Georgia Tech	Destrehan, La.
94	Warren, Ty	DL	6-5	300	2/6/1981	8	Texas A&M	Bryan, Texas
66	Weston, Kade	DL	6-5	315	11/29/1986	R	Georgia	Red Bank, N.J.
24	Wilhite, Jonathan	CB	5-11	185	2/23/1984	3	Auburn	Monroe, La.
99	Wright, Mike	DL	6-4	295	3/1/1982	6	Cincinnati	Cincinnati, Ohio

★ ★ ★ 2010 NUMERICAL ROSTER ★ ★ ★

#	NAME	POS	HT	WT	AGE	YR	COLLEGE	HOW ACQUIRED
5	Shayne Graham	K	6-0	214	33	10	Virginia Tech	FA-10
8	Brian Hoyer	QB	6-2	215	25	2	Michigan State	FA-09
11	Julian Edelman	WR	5-10	198	24	2	Kent State	D7a-09
12	Tom Brady	QB	6-4	225	33	11	Michigan	D6b-00
14	Zoltan Mesko	P	6-5	231	24	R	Michigan	D5-10
17	Taylor Price	WR	6-0	205	23	R	Ohio	D3-10
18	Matthew Slater	WR	6-0	200	25	3	UCLA	D5-08
19	Brandon Tate	WR	6-1	195	23	2	North Carolina	D3a-09
21	Fred Taylor	RB	6-1	228	34	13	Florida	FA(JAX)-09
22	Thomas Clayton	RB	5-11	220	26	2	Kansas State	CW(CLE)-10
25	Patrick Chung	S	5-11	212	23	2	Oregon	D2a-09
27	Kyle Arrington	CB	5-10	196	24	2	Hofstra	FA-09
28	Darius Butler	CB	5-10	190	24	2	Connecticut	D2c-09
29	Tony Carter	CB	5-9	175	24	2	Florida State	FA-10
31	Brandon Meriweather	S	5-11	200	26	4	Miami (Fla.)	D1-07
32	Devin McCourty	CB	5-10	193	23	R	Rutgers	D1-10
34	Sammy Morris	RB	6-0	220	33	11	Texas Tech	UFA(MIA)-07
36	James Sanders	S	5-10	210	27	6	Fresno State	D4-05
38	Sergio Brown	S	6-2	210	22	R	Notre Dame	FA-10
39	Danny Woodhead	RB	5-8	195	25	3	Chadron State	FA-10
42	BenJarvus Green-Ellis	RB	5-11	215	25	3	Mississippi	FA-08
44	Jarrad Page	S	6-0	225	26	5	UCLA	TR(KC)-10
48	Matt Katula	LS	6-6	265	28	6	Wisconsin	FA-10
50	Rob Ninkovich	LB	6-2	255	26	5	Purdue	FA-09
51	Jerod Mayo	LB	6-1	245	24	3	Tennessee	D1-08
52	Dane Fletcher	LB	6-2	244	24	R	Montana State	FA-10
53	Marques Murrell	LB	6-2	250	25	4	Appalachian State	FA-10
55	Brandon Spikes	LB	6-2	250	23	R	Florida	D2c-10
58	Tracy White	LB	6-0	230	29	8	Howard	TR(PHI)-10
59	Gary Guyton	LB	6-3	245	25	3	Georgia Tech	FA-08
60	Rich Ohrnberger	OL	6-2	300	24	2	Penn State	D4-09
62	Ryan Wendell	C	6-2	290	24	2	Fresno State	FA-08
63	Dan Connolly	OL	6-4	313	28	5	Southeast Missouri St.	FA(JAX)-08
64	Mark LeVoi	T	6-7	310	28	4	Notre Dame	CW(STL)-08
66	Landon Cohen	DL	6-3	300	24	3	Ohio	FA-10
67	Dan Koppen	C	6-2	296	31	8	Boston College	D5-03
69	Quinn Ojinnaka	OL	6-5	295	26	5	Syracuse	TR(ATL)-10
70	Logan Mankins	G	6-4	310	28	6	Fresno State	D1-05
71	Brandon Deaderick	DL	6-4	305	23	R	Alabama	D7b-10
72	Matt Light	T	6-4	305	32	10	Purdue	D2-01
74	Kyle Love	DL	6-1	310	24	R	Mississippi State	FA-10
75	Vince Wilfork	NT	6-2	325	29	7	Miami (Fla.)	D1a-04



★ ★ ★ 2010 NUMERICAL ROSTER ★ ★ ★

#	NAME	POS	HT	WT	AGE	YR	COLLEGE	HOW ACQUIRED
76	Sebastian Vollmer	OL	6-8	315	26	2	Houston	D2d-09
82	Alge Crumpler	TE	6-2	275	33	10	North Carolina	FA(TEN)-10
83	Wes Welker	WR	5-9	185	29	7	Texas Tech	TR(MIA)-07
84	Deion Branch	WR	5-9	195	31	9	Louisville	TR(SEA)-10
85	Aaron Hernandez	TE	6-1	245	21	R	Florida	D4-10
87	Rob Gronkowski	TE	6-6	265	21	R	Arizona	D2a-10
91	Myron Pryor	DL	6-1	310	24	2	Kentucky	D6b-09
92	Gerard Warren	DL	6-4	325	32	10	Florida	FA(OAK)-10
95	Tully Banta-Cain	LB	6-2	250	30	8	California	FA(SF)-09
96	Jermaine Cunningham	LB	6-3	260	22	R	Florida	D2b-10
98	Eric Moore	DL	6-4	268	29	5	Florida State	FA-10

PRACTICE SQUAD

#	NAME	POS	HT	WT	AGE	YR	COLLEGE	HOW ACQ.
7	Jonathan Crompton	QB	6-3	222	23	R	Tennessee	FA-10
13	Buddy Farnham	WR	6-0	185	23	R	Brown	FA-10
35	Ross Ventrone	S	5-8	190	24	R	Villanova	FA-10
43	Thad Turner	K	5-11	188	23	R	Ohio	FA-10
65	Steve Maneri	T	6-6	290	22	R	Temple	CW(HOU)-10
68	Thomas Austin	OL	6-4	310	24	R	Clemson	FA-10
68	Marlon Favorite	DL	6-1	317	24	1	Louisiana State	FA-10
86	Carson Butler	TE	6-4	260	23	1	Michigan	FA-10

RESERVE/INJURED LIST

#	NAME	POS	HT	WT	AGE	YR	COLLEGE	INJURY (IR date)
3	Stephen Gostkowski	K	6-1	215	26	5	Memphis	thigh (11/10/10)
23	Leigh Bodden	CB	6-1	193	29	8	Duquesne	shoulder (8/31/10)
24	Jonathan Wilhite	CB	5-11	185	26	3	Auburn	hamstring (12/15/10)
26	Bret Lockett	DB	6-1	220	24	2	UCLA	chest (8/31/10)
30	Brandon McGowan	S	5-11	210	27	6	Maine	chest (9/4/10)
33	Kevin Faulk	RB	5-8	202	34	12	Louisiana State	knee (9/22/10)
61	Stephen Neal	G	6-4	305	34	9	Cal State-Bakersfield	shoulder(12/2/10)
66	Kade Weston	DL	6-5	315	24	R	Georgia	abdomen (8/24/10)
77	Nick Kaczur	T	6-4	315	31	6	Toledo	back (10/12/10)
90	Darryl Richard	DL	6-4	295	24	1	Georgia Tech	foot (8/31/10)
94	Ty Warren	DL	6-5	300	29	8	Texas A&M	hip (8/13/10)
97	Ron Brace	DL	6-3	330	24	2	Boston College	elbow (1/3/11)
99	Mike Wright	DL	6-4	295	28	6	Cincinnati	FA-05
	Josh Barrett	S	6-2	225	26	3	Arizona State	shoulder (8/31/10)

★ ★ ★ HOW THE 2010 PATRIOTS WERE BUILT ★ ★ ★

YEAR	VETERAN -DRAFTED	VETERAN FREE AGENTS	WAIVERS TRADES	ROOKIE AND FIRST-YEAR FREE AGENTS
2000	Tom Brady (6b)			
2001	Matt Light (2)			
2003	Dan Koppen (5)			
2004	Vince Wilfork (1a)			
2005	Logan Mankins (1)			
	James Sanders (4)			
2007	Brandon Meriweather (1)	Sammy Morris (5)(MIA)	Wes Welker (fa)(tr-MIA)	
2008	Jerod Mayo (1)	Dan Connolly (fa)(JAX)	Mark LeVoir (fa) CW (STL)	BenJarvus Green-Ellis (fa)
	Matthew Slater (5)			Gary Guyton (fa)
2009	Patrick Chung (2a)	Tully Banta-Cain (7)(SF)		Kyle Arrington (fa) (PHI)
	Darius Butler (2c)	Rob Ninkovich (fa)(NO)		Brian Hoyer (fa)
	Sebastian Vollmer (2d)	Fred Taylor (1)(JAX)		Ryan Wendell (fa)
	Brandon Tate (2a)			
	Myron Pryor (6b)			
	Julian Edelman (7a)			
2010	Devin McCourty (1)	Tony Carter (fa)(DEN)	Deion Branch (2) (tr-SEA)	Sergio Brown (fa)
	Rob Gronkowski (2a)	Landon Cohen (7)(DET)	Thomas Clayton (6) CW (CLE)	Dane Fletcher (fa)
	Jermaine Cunningham (2b)	Alge Crumpler (2)(TEN)	Quinn Ojinnaka (5) (tr-ATL)	Kyle Love (fa)
	Brandon Spikes (2c)	Shayne Graham (fa) NO	Jarrad Page (7) (tr-KC)	
	Taylor Price (3)	Matt Katula (fa)(BAL)	Tracy White (fa) (tr-PHI)	
	Aaron Hernandez (4)	Eric Moore (fa)(CAR)		
	Zoltan Mesko (5)	Marques Murrell (fa)(PHI)		
	Brandon Deaderick (7b)	Gerard Warren (1)(OAK)		
		Danny Woodhead (fa)(NYJ)		

RESERVE/INJURED (11)

Josh Barrett	Brandon McGowan
Leigh Bodden	Stephen Neal
Ron Brace	Darryl Richard
Kevin Faulk	Ty Warren
Stephen Gostkowski	Kade Weston
Nick Kaczur	Jonathan Wilhite
Bret Lockett	Mike Wright

RESERVE/MILITARY (3)

Tyree Barnes (fa)
Eric Kettani (fa)
Shun White (fa)

NOTE: Team in parenthesis is the player's last team prior to joining the Patriots
 (#) – indicates round drafted
 (fa) – indicates non-drafted free agents



**Sam
AIKEN**

88

HT: 6-2 WT: 220 Born: 12/14/80

Exp. (NFL/Patriots): 8/3

GP/GS (Playoffs): 92/11 (1/1) Acq: UFA (BUF)-08

College: North Carolina Hometown: Kenansville, N.C.

★ ★ ★ WIDE RECEIVER ★ ★ ★

CAREER TRANSACTIONS

Sam Aiken was signed by the Patriots as an unrestricted free agent on March 3, 2008 ... Originally selected by the Buffalo Bills in the third round (127th overall) of the 2003 NFL Draft ... Placed on injured reserve (11/26/03) ... Released by the Patriots (9/4/10).

CAREER HIGHLIGHTS

- ★ Voted special teams captain by his teammates for the 2009 season.
- ★ Aiken has played in 92 career games with 11 starts over seven NFL seasons with the Buffalo Bills (2003-07) and Patriots (2008-09).
- ★ Scored his first two NFL touchdowns in 2009 on 54-yard (10/25/09) and 81-yard (12/6/09) receptions from QB Tom Brady.

SEASONAL REVIEWS

2009 (14/7, 1/1)

- ★ Voted special teams captain by his team-mates for the first time.
- ★ Played in 14 games with a career-high seven starts and tallied a career-high 20 receptions for 326 yards and his first two NFL touchdowns.
- ★ Missed two games due to injury. Finished with 11 special teams tackles.
- ★ Recorded his first career touchdown with a 54-yard touchdown pass from Tom Brady in the Patriots 35-7 victory over Tampa Bay in London's Wembley Stadium (10/25).
- ★ Set single-game career-highs in receptions (7) and receiving yards (90) at New Orleans (11/30).
- ★ Hauled in second career touchdown pass on the longest reception of his career, overpowering a defender and streaking down the sideline for an 81-yard touchdown catch from Tom Brady in the third quarter at Miami (12/6). It was the longest completion of the year for the Patriots.

2008 (14/2)

- ★ In his first season with the Patriots, played in 14 games while making two starts at wide receiver.
- ★ Finished fifth on the team with 10 special teams tackles.
- ★ Recorded eight receptions for 101 yards.
- ★ Led or tied for the team lead in special teams tackles three times during the regular season.
- ★ Made his Patriots debut against Miami (9/21), while tying for the team lead in special teams tackles with two.
- ★ Made his first start in a Patriots uniform against Buffalo (11/9) and tallied a season-high two catches for 22 yards, including a 19-yard reception from Matt Cassel on third and nine, extending a fourth-quarter drive.
- ★ Started at wide receiver and tied for the team lead with two special teams tackles at Miami (11/23).
- ★ In the Patriots' victory at Oakland (12/14), grabbed one



EXTRA POINTS

- ★ As a senior at the University of North Carolina in 2002, Sam set school records with 68 receptions and 990 receiving yards.
- ★ Sam has averaged nearly one special teams tackle per game over his career, tallying 82 special teams stops in 92 career games.

reception for 16 yards with a clutch third-quarter catch-and-run play and had one special teams tackle.

2007 (12/0 – Buffalo)

- ★ Saw the majority of his action on special teams – helped the punt coverage unit, which led the NFL allowing 5.3 yards per return.
- ★ Played in 12 games, recorded six tackles on special teams.
- ★ Caught one pass for 10 yards in the season finale at Philadelphia (12/30).

2006 (15/0 – Buffalo)

- ★ Saw majority of his action on special teams – helped the punt coverage unit tie for the NFL-lead in net punt average yielding just a 39.2-yard average.
- ★ Tallied 13 special teams tackles.

2005 (16/2 – Buffalo)

- ★ One of the most potent coverage men in the league, finished second on the team with 24 tackles (21 solo). Helped the Bills special teams unit rank first in NFL in special teams rankings compiled by *Dallas Morning News*.
- ★ Started two games at wide receiver and finished with four receptions for 57 yards.
- ★ Made first NFL start at wide receiver against Miami (10/9).
- ★ Made a key block on Jonathan Smith's 8-yard touchdown reception on the opening drive vs. NYJ (10/16).
- ★ Recorded a forced fumble on special teams vs. Carolina (11/27).

2004 (16/0 – Buffalo)

- ★ Finished the season with then career highs – 11 receptions, 148 yards.
- ★ Added 14 tackles on special teams unit.
- ★ Helped special teams unit rank first in NFL in special teams rankings compiled by *Dallas Morning News*.
- ★ Made a team-high three unassisted special teams tackles at Cincinnati (12/19).

★ Tied the team-high with four catches vs. Pittsburgh (1/2/05) for a total of 52 yard.

2003 (5/0 - Buffalo)

★ Was on the 53-man roster for the first 11 weeks of the season and appeared in five games.

★ Caught his first pass as a pro with an 18-yard reception at N.Y. Jets (10/12).

COLLEGE

★ Became a major receiving threat as a junior at North Carolina and finished his career with 146 receptions for 2,205 yards and 15 touchdowns.

★ In 2002, he was an All-Atlantic Coast Conference second-team choice as well as a winner of the E. Carrington Smith

Award (team MVP-offense) and Art Weiner Award (most outstanding receiver).

★ In 2002, he set school single-season records as he caught 68 passes for 990 yards (14.6 avg) and four touchdowns.

PERSONAL

★ Samuel Aiken was born on Dec. 14, 1980 in Clinton, N.C.

★ Was a two-time all-conference recipient in track, football and basketball at James Kenan High in Warsaw, N.C.

★ Was Most Valuable Offensive Player of the North Carolina Shrine Bowl after catching six passes for 136 yards and a touchdown.

★ Placed second in the state in the high jump.

★ Majored in exercise and sports science.


★★★★★ SAM AIKEN ★★★★★

Pos: WR Ht: 6-2 Wt: 220 lbs Year: 8th Acq: UFA (BUF)-08 College: North Carolina Born: 12/14/80

REGULAR SEASON			RECEIVING					RUSHING					KICK RETURNS				PUNT RETURNS						
Year	Team	G/S	No	Yds	Avg	Lg	TD	No	Yds	Avg	Lg	TD	No	Yds	Avg	Lg	TD	No	FC	Yds	Avg	Lg	TD
2003	Bills	5/0	3	35	11.7	19	0	0	0	0.0	0	0	0	0	0	0.0	0	0	0	0.0	0	0	0
2004	Bills	16/0	11	148	13.5	54	0	0	0	0.0	0	0	0	0	0	0.0	0	0	0	0.0	0	0	0
2005	Bills	16/2	4	57	14.3	22	0	0	0	0.0	0	0	0	0	0	0.0	0	0	0	0.0	0	0	0
2006	Bills	15/0	0	0	0.0	0	0	0	0	0.0	0	0	0	0	0	0.0	0	0	0	0.0	0	0	0
2007	Bills	12/0	1	10	10.0	10	0	0	0	0.0	0	0	0	0	0	0.0	0	0	0	0.0	0	0	0
2008	Patriots	14/2	8	101	12.6	43	0	0	0	0.0	0	0	0	0	0	0.0	0	0	0	0.0	0	0	0
2009	Patriots	14/7	20	326	16.3	81t	2	0	0	0.0	0	0	0	0	0	0.0	0	0	0	0.0	0	0	0
Totals-7 years		92/11	47	677	14.4	81t	2	0	0	0.0	0	0	0	0	0	0.0	0	0	0	0.0	0	0	0

POSTSEASON			RECEIVING					RUSHING					KICK RETURNS					PUNT RETURNS					
Year	Team	G/S	No	Yds	Avg	Lg	TD	No	Yds	Avg	Lg	TD	No	Yds	Avg	Lg	TD	No	FC	Yds	Avg	Lg	TD
2009	Patriots	1/1	1	5	5.0	5	0	0	0	0.0	0	0	0	0	0	0.0	0	0	0	0	0	0	0
Totals-1 year		1/1	1	5	5.0	5	0	0	0	0.0	0	0	0	0	0	0.0	0	0	0	0	0	0	0

Additional Statistics: Special Teams Tackles – 82 (4 in 2003; 14 in 2004; 24 in 2005; 13 in 2006; 6 in 2007; 10 in 2008, 11 in 2009)



Eric

ALEXANDER

52

HT: 6-2 WT: 240
Born: 2/8/82

Exp. (NFL/Patriots): 6/6 GP/GS (Playoffs): 45/0 (7/1) Acq: FA-04

College: Louisiana State Hometown: Port Arthur, TX

LINEBACKER

CAREER TRANSACTIONS

Eric Alexander was signed by the Patriots as a rookie free agent on April 29, 2004 ... Waived by the Patriots (9/5/04) ... Signed to the Patriots practice squad (9/6/04) ... Signed to the Patriots active roster (12/20/04) ... Placed on injured reserve (1/13/05) ... Released by the Patriots (9/3/05) ... Signed to the Patriots practice squad (9/4/05) ... Signed to the Patriots active roster from the practice squad (10/8/05) ... Released by the Patriots (10/11/05) ... Re-signed to the Patriots practice squad (10/12/05) ... Signed to the Patriots active roster from the practice squad (1/30/06) ... Re-signed by the Patriots (3/5/09) ... Released by the Patriots (9/4/10).

CAREER HIGHLIGHTS

★ Alexander played in 45 career games with the Patriots after being signed by the Patriots as a rookie free agent prior to the 2004 season.

★ Alexander earned his first career start in the 2006 AFC

Championship Game and led the Patriots with 10 solo tackles in the contest.

★ Alexander led the Patriots with eight special teams tackles in the 2007 playoffs, and finished fourth on the team with a career-high 14 special teams tackles in the 2007 regular season.

★ Alexander has recorded 14 special teams tackles in seven career playoff games.

SEASONAL REVIEWS

2009 (14/0, 1/0)

★ Played in 14 games and was inactive for two games.

★ Finished third on the team with 14 special teams tackles.

★ Helped set the tone in the Patriots' 27-21 victory vs. Baltimore (10/4), forcing a Chris Carr fumble on the game's opening kickoff, allowing Brandon McGowan to recover and set up a Stephen Gostkowski field goal.

2008 (1/0)

- ★ Appeared in the season opener against Kansas City (9/7), but was listed as a day-of-game inactive for the next nine games.

- ★ Placed on injured reserve on Nov. 22 with a hamstring injury.

2007 (12/0, 3/0)

- ★ Played in 12 games in his third NFL season and listed as a day-of-game inactive four times.

- ★ Set a career high in special teams tackles with 14, a tally that was fourth best on the team.

- ★ Led the team with eight special teams tackles in the playoffs.

- ★ Led or tied for the team lead in special teams tackles two times during the regular season.

- ★ Set a single-game career high with a team-high four special teams tackles in the Patriots' victory over the Philadelphia Eagles (11/25).

- ★ Tied for the team lead with two special teams tackles one week later in a win at the Baltimore Ravens (12/3).

- ★ Led the team with two special teams tackles in the Patriots' AFC Divisional playoff victory over Jacksonville (1/12).

- ★ Contributed a team-high three special teams tackles in the Patriots' victory over the San Diego Chargers in the AFC Championship Game (1/20).

- ★ Talled a team-high three special teams tackles against the New York Giants in Super Bowl XLII (2/3).

2006 (14/0, 3/1)

- ★ In his first full season on the active roster, saw action in 14 games and started one playoff game at inside linebacker.

- ★ Registered 10 special teams tackles, tying him for fifth on the team.

- ★ Led the team or tied for the team lead in special teams tackles four times (vs. BUF, vs. DEN, at BUF, at MIN).

- ★ Teamed with Don Davis to stonewall Terrence McGee at the Buffalo 17-yard line during a fourth quarter kickoff return against Buffalo (9/10).

- ★ Saw significant action at inside linebacker in the nickel package and posted three tackles (2 solo) against Tennessee (12/31).

- ★ Teamed with Heath Evans to stonewall Justin Miller at his own 13-yard line on a third-quarter kickoff return in the Patriots' AFC Wild Card victory over the N.Y. Jets (1/7).

- ★ Tied for the team lead with three special teams tackles on coverage units in the Patriots' AFC Divisional playoff victory over the Chargers (1/14).

- ★ Made his first NFL start at middle linebacker and led the team with 10 solo tackles in the AFC Championship Game against Indianapolis (1/21). Registered a sack, a pass defended and a forced fumble. Sacked Peyton Manning for a 1-yard loss in the second quarter. Knocked down a pass over the middle intended for Bryan Fletcher late in the fourth quarter.

2005 (1/0, 0/0)

- ★ Was on the active roster for one game and spent the remainder of the regular season and playoffs as a member of the Patriots practice squad.

- ★ Was signed to the practice squad (9/4) and later signed to the active roster (10/8).

- ★ Released (10/11) and re-signed to the practice squad (10/12), where he spent the rest of the season.

2004 (3/0, 0/0)

- ★ Played in the final three regular season games after being signed from the practice squad (12/20).

- ★ Member of the practice squad for the first 14 weeks of



EXTRA POINTS

- ★ Eric served as an honorary coach in the 2008 and 2009 BELL Bowl, a fundraiser at Gillette Stadium to benefit the BELL Foundation.

- ★ Eric earned his first career start in the 2006 AFC Championship Game and led the Patriots with 10 solo tackles in the contest.

- ★ Majored in engineering at LSU.

the season.

- ★ Placed on injured reserve (1/13/05) and missed all three playoff games.

- ★ Made his NFL debut against the Miami Dolphins (12/20) and recorded two special teams tackles.

COLLEGE

- ★ Excelled on special teams for LSU in his first three years before taking over at strong-side outside linebacker during his final campaign.

- ★ Moved from strong safety to weak-side linebacker prior to the 2002 season opener.

- ★ Started 14 of 39 games during his career, recording 77 tackles (56 solos) with five sacks, 10 stops for losses, nine quarterback pressures, two fumble recoveries, a forced fumble and five pass break-ups.

- ★ As a senior, started all year at strong-side outside linebacker, recording a career-high 65 tackles (51 solos), including five sacks for minus 36 yards, nine stops for losses of 34 yards and nine quarterback pressures.

- ★ Played in every game as a junior on special teams.

- ★ Played in seven regular season games as a sophomore and in the Sugar Bowl on special teams.

- ★ Played in five games as a reserve safety as a freshman.

PERSONAL

- ★ Eric Alexander was born the son of Deanna and Tracy Porter on Feb. 8, 1982 in Tyler, Texas.

- ★ Attended Stephen F. Austin (Port Arthur, Tex.) High.

- ★ Two-time member of the *Port Arthur News* Super Team.

- ★ Honorable mention all-state as well as being selected to the all-metro squad as both a safety and running back.

- ★ Rushed for 1,782 yards and 21 touchdowns as a senior.

- ★ Member of the National Honor Society.

- ★ Earned letters in football, basketball, baseball and track.

- ★ In November 2006, helped pass out Thanksgiving food baskets at Morgan Memorial Goodwill Industries in Boston.

- ★ Supporter of the Kids Café Program at the Chelsea Boys and Girls Club.

- ★ In 2008, participated in the United Way of Rhode Island's Hometown Huddle at the East Providence Boys & Girls Club, teaching club members how to incorporate nutrition and fitness into their daily routines.

- ★ In 2007, attended Chelsea Day in Chelsea, Mass., in support of the Jordan Boys & Girls Club of Chelsea.

- ★ Was an engineering major at LSU.



★ ★ ★ ★ ★ ERIC ALEXANDER ★ ★ ★ ★ ★

Pos: LB Ht: 6-2 Wt: 240 Year: 6th Acq: FA-04 College: Louisiana State Born: 2/8/82

REGULAR SEASON			TACKLES					INTERCEPTIONS						MISCELLANEOUS				
Year	Team	G/S	TT	UT	A	S	Yds	No	Yds	Avg	Lg	TD	PD	FF	FR	Yds	TD	SpT
2004	Patriots	3/0	0	0	0	0.0	0.0	0	0	0.0	0	0	0	0	0	0	0	2
2005	Patriots	1/0	0	0	0	0.0	0.0	0	0	0.0	0	0	0	0	0	0	0	0
2006	Patriots	14/0	4	3	1	0.0	0.0	0	0	0.0	0	0	0	0	0	0	0	10
2007	Patriots	12/0	4	4	0	0.0	0.0	0	0	0.0	0	0	0	0	0	0	0	14
2008	Patriots	1/0	0	0	0	0.0	0.0	0	0	0.0	0	0	0	0	0	0	0	0
2009	Patriots	14/0	0	0	0	0.0	0.0	0	0	0.0	0	0	0	0	0	0	0	14
Totals-6 Years		45/0	8	7	1	0.0	0.0	0	0	0.0	0	0	0	0	0	0	0	40
POSTSEASON			TACKLES					INTERCEPTIONS						MISCELLANEOUS				
Year	Team	G/S	TT	UT	A	S	Yds	No	Yds	Avg	Lg	TD	PD	FF	FR	Yds	TD	SpT
2004	Patriots	0/0						Injured Reserve										
2005	Patriots	0/0						Practice Squad										
2006	Patriots	3/1	10	10	0	1.0	1.0	0	0	0.0	0	0	1	1	0	0	0	5
2007	Patriots	3/0	0	0	0	0.0	0.0	0	0	0.0	0	0	0	0	0	0	0	8
2009	Patriots	1/0	0	0	0	0.0	0.0	0	0	0.0	0	0	0	0	0	0	0	1
Totals-5 Years		7/1	10	10	0	1.0	1.0	0	0	0.0	0	0	1	1	0	0	0	14



Derrick BURGESS

53

HT: 6-2 WT: 255

Born: 8/12/78 Exp. (NFL/Patriots): 10/2

GP/GS (Playoffs): 101/73 (7/3) Acq: TR (OAK)-09

College: Mississippi Hometown: Greenbelt, Md.

PRO BOWLS

★ ★ ★ LINEBACKER ★ ★ ★

05 06

CAREER TRANSACTIONS

Originally drafted by the Philadelphia Eagles in the third round (63rd overall) of the 2001 draft ... Signed by Oakland as an unrestricted free agent (3/12/05) ... Acquired by the Patriots from the Oakland Raiders (8/6/09) for third and fourth round 2010 draft picks ... Released by the Patriots (9/4/10).

CAREER HIGHLIGHTS

- ★ A veteran of nine NFL seasons with Philadelphia (2001-04), Oakland (2005-08), and New England (2009).
- ★ Earned Pro Bowl honors in 2005 and 2006 when he registered 16 and 11 sacks.
- ★ Played against New England in Super Bowl XXXIX and registered three tackles and one sack.
- ★ Enters 2010 with 52.0 career sacks.
- ★ His 16 sacks for Oakland in 2005 is a Raiders single-season record.

SEASONAL REVIEWS

2009 (16/6, 1/0)

- ★ Was acquired by New England in a trade with Oakland on Aug. 6.
- ★ Played in 16 games with six starts and finished with 35 tackles, 5.0 sacks and 10 quarterback hits, two forced fumbles and one fumble recovery
- ★ Made his first start of the season in the Patriots 26-10 win vs. Atlanta (9/27), finishing with two tackles.
- ★ Started in the Patriots' 35-7 win vs. Tampa Bay (10/25) at London's Wembley Stadium and tallied his second sack of the season and forced a fumble on an 11-yard sack of Josh Freeman late in the fourth quarter.



EXTRA POINTS

★ His mother, Priscilla, took a job at a Wendy's chain in Greenbelt, Md., over 20 years ago in order to move her son to a much safer school than the one he attended in Washington, DC. Since that time, she has become the manager of the company's training center in Greenbelt. Burgess admires how hard his mother has worked. "She would go to work at 5:00 a.m. and not get home until 7:00 p.m. If she can do that much for me, I figure there's a lot more I can do for her."

- ★ Played as a reserve vs. the N.Y. Jets (11/22) in the Patriots' 31-14 win and recovered a fumble when he scooped up a Mark Sanchez fumble that was forced on a Tully Banta-Cain strip sack in the fourth quarter.
- ★ Helped clinch the Patriots' 20-10 victory vs. Carolina (12/13) with a 10-yard sack of Matt Moore on a third-down play in the fourth quarter.
- ★ Played in his 100th career game, seeing action in a reserve role in the Patriots' 35-7 AFC East title win vs. Jacksonville (12/27).
- ★ Played in a reserve role in the Patriots' postseason game vs. Baltimore (1/10) and had one tackle.

2008 (10/10 - Oakland)

- ★ Started in 10 games for the Raiders and finished the



★ ★ ★ HONORS & AWARDS ★ ★ ★

2006

AFC Pro Bowl

2005

AFC Pro Bowl

AFC Defensive Player of the Month (October)

season with 24 total tackles and 3.5 sacks.

★ Missed six games due to an injury.

2007 (14/14 – Oakland)

★ Started in 14 games and was inactive for two due to injury.

★ Tied for the team lead with eight sacks.

2006 (16/16 – Oakland)

★ Earned his second consecutive Pro Bowl selection after leading the team with 11 sacks.

★ Finished with 51 tackles and had three multiple sack games.

★ Voted AFC Defensive Player of the Week in Week 7, when he recorded three tackles and two sacks in a win vs. Pittsburgh (10/29).

2005 (16/16 – Oakland)

★ Joined the Raiders after helping Philadelphia reach the Super Bowl in 2004.

★ Played in 16 games with 12 starts.

★ Tallied 56 tackles, including 50 solo stops, 16 sacks, three forced fumbles and two fumble recoveries.

★ Recorded at least one sack in 10 of the 16 games.

★ Named AFC Defensive Player of the Month in October when he had two sacks in the Raiders first three games of the month.

★ Earned his first Pro Bowl honors.

2004 (12/11 – Philadelphia)

★ Bounced back from consecutive season-ending injuries

in 2002 and 2003 to start 11 of 12 games and help Philadelphia reach the Super Bowl.

★ Finished the season with 24 total tackles and 2.5 sacks.

★ Made 10 tackles and had a team-leading three sacks in the postseason.

2003 (0/0 – Philadelphia)

★ Missed the entire season after suffering a torn Achilles tendon in the preseason.

2002 (1/0 – Philadelphia)

★ Suffered a foot injury in the season-opener at Tennessee (9/8) and missed the remainder of the season.

2001 (16/4 – Philadelphia)

★ Played in 16 games as a rookie, starting four contests.

★ Ranked second in the NFC and fifth in the NFL among rookies in sacks with six.

★ Played in all three post-season contests and recorded four tackles, a sack and one forced fumble.

COLLEGE

★ All-America and All-SEC selection and finished his career at Ole Miss with 166 tackles, 40 tackles for losses and 17.5 sacks.

★ Was a third-team All-America choice by *Football News* and first team All-SEC selection as a senior.

★ Ranked third on the team as a senior with a career-high 60 tackles and led the squad with 9.5 sacks and 18 tackles for loss.

★ Majored in business.

PERSONAL

★ Born in Lake City, S.C. and moved to Greenbelt, M.D. as a child where, as a senior at Eleanor Roosevelt High School, was an all-state selection at outside linebacker.

★ Collected 102 tackles, four sacks, an interception and returned a fumble for a touchdown to earn MVP honors.

★ Also earned two letters in basketball, averaging 18 points and 11 rebounds over his junior and senior seasons.

★ ★ ★ ★ ★ DERRICK BURGESS ★ ★ ★ ★ ★

Pos: LB Ht: 6-2 Wt: 255 Year: 10th Acq: TR (OAK)-09 College: Mississippi Born: 8/12/78

REGULAR SEASON			TACKLES					INTERCEPTIONS						MISCELLANEOUS				
Year	Team	G/S	TT	UT	A	S	Yds	No	Yds	Avg	Lg	TD	PD	FF	FR	Yds	TD	SpT
2001	Eagles	16/4	32	25	7	6.0	36.0	0	0	0.0	0	0	0	0	1	0	0	2
2002	Eagles	1/0	1	1	0	0.0	0.0	0	0	0.0	0	0	0	0	0	0	0	0
2003	Eagles	0/0	0	0	0	0.0	0.0	0	0	0.0	0	0	0	0	0	0	0	0
2004	Eagles	12/11	24	19	5	2.5	13.0	0	0	0.0	0	0	4	0	0	0	0	0
2005	Raiders	16/12	57	51	6	16.0	104.0	0	0	0.0	0	0	0	3	2	0	0	2
2006	Raiders	16/16	50	43	7	11.0	74.5	0	0	0.0	0	0	1	1	0	0	0	0
2007	Raiders	14/14	39	32	7	8.0	45.0	0	0	0.0	0	0	1	0	1	0	0	0
2008	Raiders	10/10	24	16	8	3.5	22.5	0	0	0.0	0	0	1	1	0	0	0	0
2009	Patriots	16/6	35	20	15	5.0	32.0	0	0	0.0	0	0	0	2	1	0	0	0
Totals-9 years	101/73	262	207	55	52.0	327.0	0	0	0.0	0	0	7	7	7	5	0	0	4
POSTSEASON			TACKLES					INTERCEPTIONS						MISCELLANEOUS				
Year	Team	G/S	TT	UT	A	S	Yds	No	Yds	Avg	Lg	TD	PD	FF	FR	Yds	TD	SpT
2001	Eagles	3/0	4	4	0	1.0	0.0	0	0	0.0	0	0	0	0	1	0	0	0
2002	Eagles	0/0	0	0	0	0.0	0.0	0	0	0.0	0	0	0	0	0	0	0	0
2003	Eagles	0/0	0	0	0	0.0	0.0	0	0	0.0	0	0	0	0	0	0	0	0
2004	Eagles	3/3	10	9	1	3.0	22.0	0	0	0.0	0	0	1	0	0	0	0	0
2009	Patriots	1/0	1	1	0	0.0	0.0	0	0	0.0	0	0	0	0	0	0	0	0
Totals-5 years	7/3	15	14	1	4.0	22.0	0	0	0.0	0	0	1	1	0	0	0	0	0

★ ★ ★ ★ BURGESS' CAREER GAME-BY-GAME ★ ★ ★ ★

2001	Opponent	P/S	TT	UT	A	S	/Yds	Int	/Yds	PD	FF	FR	SpT	W/L	Score
09/09	St. Louis	p	-	-	-	-	-	-	-	-	-	-	-	L	17-20
09/23	at Seattle	p	1	1	0	1.0	6.0	-	-	-	-	-	-	W	27-3
09/30	Dallas	S	2	1	1	-	-	-	-	-	-	-	1	W	40-18
10/07	Arizona	p	-	-	-	-	-	-	-	-	-	-	-	L	20-21
10/22	at N.Y. Giants	p	3	2	1	1.0	10.0	-	-	-	-	-	-	W	10-9
10/28	Oakland	p	2	2	0	-	-	-	-	-	-	-	-	L	10-20
11/04	at Arizona	p	-	-	-	-	-	-	-	-	-	1	-	W	21-7
11/11	Minnesota	p	-	-	-	-	-	-	-	-	-	-	-	W	48-17
11/18	at Dallas	S	4	3	1	1.0	3.0	-	-	-	-	-	-	W	36-3
11/25	Washington	S	7	6	1	-	-	-	-	-	-	-	-	L	3-13
11/29	at Kansas City	S	-	-	-	-	-	-	-	-	-	-	-	W	23-10
12/09	San Diego	p	4	4	0	2.0	10.0	-	-	-	-	-	1	W	24-14
12/16	at Washington	p	-	-	-	-	-	-	-	-	-	-	-	W	20-6
12/22	at San Francisco	p	2	1	1	-	-	-	-	-	-	-	-	L	3-13
12/30	N.Y. Giants	p	4	3	1	-	-	-	-	-	-	-	-	W	24-21
01/06	at Tampa Bay	p	3	2	1	1.0	7.0	-	-	-	-	-	-	W	17-13

2001 Totals		16/4	32	25	7	6.0	36.0	0	0	0	0	1	2	11-5
01/12	Tampa Bay	p	-	-	-	-	-	-	-	-	-	-	W	31-9
01/19	at Chicago	p	2	2	0	-	-	-	-	-	-	-	W	33-19
01/27	at St. Louis	p	2	2	0	1.0	0.0	-	-	-	1	-	L	24-29

2001 Postseason	3/0	4	4	0	1.0	0.0	0	0	0	1	0	0	2-1
------------------------	------------	----------	----------	----------	------------	------------	----------	----------	----------	----------	----------	----------	------------

2002 Defensive Stats: 1 solo tackle (at Tennessee 9/8)

2004	Opponent	P/S	TT	UT	A	S	/Yds	Int	/Yds	PD	FF	FR	SpT	W/L	Score
09/12	N.Y. Giants	S	1	0	1	0.5	0.0	-	-	1	-	-	-	W	31-17
09/20	Minnesota	S	1	1	0	-	-	-	-	-	-	-	-	W	27-16
09/26	at Detroit	S	-	-	-	-	-	-	-	-	-	-	-	W	30-13
10/03	at Chicago	S	4	4	0	1.0	8.0	-	-	-	-	-	-	W	19-9
10/17	Carolina	S	2	2	0	-	-	-	-	-	-	-	-	W	30-8
10/24	at Cleveland	S	1	1	0	1.0	5.0	-	-	-	-	-	-	W	34-31
10/31	Baltimore	S	-	-	-	-	-	-	-	1	-	-	-	W	15-10
11/07	at Pittsburgh	S	8	6	2	-	-	-	-	1	-	-	-	L	3-27
11/15	at Dallas	S	3	2	1	-	-	-	-	-	-	-	-	W	49-21
11/21	Washington	S	1	1	0	-	-	-	-	1	-	-	-	W	28-6
11/28	at N.Y. Giants	S	3	2	1	-	-	-	-	-	-	-	-	W	27-6
12/05	Green Bay	p	1	1	0	-	-	-	-	-	-	-	-	W	47-17
12/12	at Washington	Inactive	-	-	-	-	-	-	-	-	-	-	-	W	17-14
12/19	Dallas	Inactive	-	-	-	-	-	-	-	-	-	-	-	W	12-7
12/27	at St. Louis	Inactive	-	-	-	-	-	-	-	-	-	-	-	L	7-20
01/02	Cincinnati	Inactive	-	-	-	-	-	-	-	-	-	-	-	L	10-38

2004 Totals	12/11	24	19	5	2.5	13.0	0	0	4	0	0	0	13-3
01/16	Minnesota	S	-	-	-	-	-	-	-	-	-	-	W 27-14
01/23	Atlanta	S	6	6	0	2.0	14.0	-	1	-	-	-	W 27-10
02/06	New England	S	4	3	1	1.0	8.0	-	-	-	-	-	L 21-24

2005	Opponent	P/S	TT	UT	A	S	/Yds	Int	/Yds	PD	FF	FR	SpT	W/L	Score
09/08	at New England	p	2	2	0	-	-	-	-	-	-	-	-	L	20-30
09/18	Kansas City	p	5	4	1	1.0	8.0	-	-	-	-	-	-	L	17-23
09/25	at Philadelphia	S	2	2	0	-	-	-	-	-	-	-	-	L	20-23
10/02	Dallas	p	4	4	0	2.0	6.0	-	-	-	-	-	-	W	19-13
10/16	San Diego	S	4	4	0	2.0	12.0	-	-	-	-	-	-	L	14-27
10/23	Buffalo	p	5	5	0	2.0	26.0	-	-	-	-	-	1	W	38-17
10/30	at Tennessee	S	1	0	1	-	-	-	-	-	-	-	-	W	34-25
11/06	at Kansas City	S	1	1	0	-	-	-	-	-	-	1	-	L	23-27
11/13	Denver	S	4	3	1	-	-	-	-	1	-	-	-	L	17-31
11/20	at Washington	S	4	4	0	2.0	17.0	-	-	-	1	1	1	W	16-13
11/27	Miami	S	2	2	0	2.0	8.0	-	-	-	-	-	-	L	21-33
12/04	at San Diego	S	6	5	1	-	-	-	-	-	-	-	-	L	10-34
12/11	at N.Y. Jets	S	6	4	2	2.0	9.0	-	-	-	-	-	-	L	10-26
12/18	Cleveland	S	4	4	0	1.0	9.0	-	-	-	-	-	-	L	7-9
12/24	at Denver	S	4	4	0	1.0	5.0	-	-	-	-	-	-	L	3-22
12/31	N.Y. Giants	S	3	3	0	1.0	4.0	-	-	-	1	-	-	L	21-30

2005 Totals	16/12	57	51	6	16.0	104.0	0	0	0	3	2	2	4-12
--------------------	--------------	-----------	-----------	----------	-------------	--------------	----------	----------	----------	----------	----------	----------	-------------

2006	Opponent	P/S	TT	UT	A	S	/Yds	Int	/Yds	PD	FF	FR	SpT	W/L	Score
09/11	San Diego	S	5	5	0	-	-	-	-	-	-	-	-	L	0-27
09/17	at Baltimore	S	1	1	0	-	-	-	-	-	-	-	-	L	6-28
10/01	Cleveland	S	5	4	1	2.0	13.0	-	-	-	-	-	-	L	21-24
10/08	at San Francisco	S	1	1	0	-	-	-	-	-	-	-	-	L	20-34

10/15	at Denver	S	4	4	0	1.0	9.0	-	-	-	-	-	-	L	3-13
10/22	Arizona	S	5	5	0	2.0	20.0	-	-	1	-	-	-	W	22-9
10/29	Pittsburgh	S	2	2	0	2.0	9.0	-	-	-	-	-	-	W	20-13
11/06	at Seattle	S	2	2	0	1.0	3.0	-	-	-	-	-	-	L	0-16
11/12	Denver	S	2	2	0	-	-	-	-	-	-	-	-	L	13-17
11/19	at Kansas City	S	1	1	0	-	-	-	-	-	-	-	-	L	13-17
11/26	at San Diego	S	1	0	1	0.5	1.0	-	-	-	-	-	-	L	14-21
12/03	Houston	S	4	3	1	1.5	13.5	-	-	1	-	-	-	L	14-23
12/10	at Cincinnati	S	3	1	2	-	-	-	-	-	-	-	-	L	10-27
12/17	St. Louis	S	6	6	0	1.0	6.0	-	-	-	-	-	-	L	0-20
12/23	Kansas City	S	4	4	0	-	-	-	-	-	-	-	-	L	9-20
12/31	at N.Y. Jets	S	4	2	2	-	-	-	-	-	-	-	-	L	3-23

2006 Totals	16/16	50	43	7	11.0	74.5	0	0	1	1	0	0	2-14
--------------------	--------------	-----------	-----------	----------	-------------	-------------	----------	----------	----------	----------	----------	----------	-------------

2007	Opponent	P/S	TT	UT	A	S	/Yds	Int	/Yds	PD	FF	FR	SpT	W/L	Score
09/09	Detroit	S	1	1	0	-	-	-	-	-	-	-	-	L	21-36
09/16	at Denver	S	-	-	-	-	-	-	-	-	-	-	-	L	20-23
09/23	Cleveland	Inactive	-	-	-	-	-	-	-	-	-	-	-	W	26-24
09/30	at Miami	Inactive	-	-	-	-	-	-	-	-	-	-	-	W	35-17
10/14	at San Diego	S	-	-	-	-	-	-	-	-	-	-	-	L	14-28
10/21	Kansas City	S	5	4	1	-	-	-	-	-	-	-	-	L	10-12
10/28	at Tennessee	S	2	1	1	1.0	9.0	-	-	-	-	-	-	L	9-13
11/04	Houston	S	2	2	0	-	-	-	-	-	-	-	-	L	17-24
11/11	Chicago	S	4	4	0	1.0	10.0	-	-	-	-	-	-	L	6-17
11/18	at Minnesota	S	1	1	0	1.0	1.0	-	-	-	-	-	-	L	22-29
11/25	at Kansas City	S	5	4	1	2.0	4.0	-	-	-	-	-	-	W	20-17
12/02	Denver	S	4	4	0	-	-	-	-	-	-	-	-	W	34-20
12/09	at Green Bay	S	4	3	1	-	-	-	-	-	-	-	-	L	7-38
12/16	Indianapolis	S	5	3	2	1.0	6.0	-	-	1	-	-	-	L	14-21
12/23	at Jacksonville	S	1	1	0	1.0	8.0	-	-	-	-	-	-	L	11-49
12/30	San Diego	S	5	4	1	1.0	7.0	-	-	-	-	1	-	L	17-30

2007 Totals	14/14	39	32	7	8.0	45.0	-	-	1	0	1	0	4-12
--------------------	--------------	-----------	-----------	----------	------------	-------------	----------	----------	----------	----------	----------	----------	-------------

2008	Opponent	P/S	TT	UT	A	S	/Yds	Int	/Yds	PD	FF	FR	SpT	W/L	Score
09/08	Denver	S	1	0	1	-	-	-	-	-	-	-	-	L	14-41
09/14	at Kansas City	S	5	4	1	1.0	10.0	-	-	-	1	-	-	W	23-8
09/21	at Buffalo	S	4	2	2	0.5	0.5	-	-	-	-	-	-	L	23-24
09/28	San Diego	S	-	-	-	-	-	-	-	-	-	-	-	L	18-28
10/12	at New Orleans	Inactive	-	-	-	-	-	-	-	-	-	-	-	L	3-34
10/19	N.Y. Jets	Inactive	-	-	-	-	-	-	-	-	-	-	-	W	16-13
10/26	Baltimore	Inactive	-	-	-	-	-	-	-	-	-	-	-	L	10-29
11/02	Atlanta	Inactive	-	-	-	-	-	-	-	-	-	-	-	L	0-24
11/09	Carolina	Inactive	-	-	-	-	-	-	-	-	-	-	-	L	6-17
11/16	at Miami	Inactive	-	-	-	-	-	-	-	-	-	-	-	L	15-17
11/23	at Denver	S	2	2	0	-	-	-	-	-	-	-	-	W	31-10
11/30	Kansas City	S	3	1	2	-	-	-	-	-	-	-	-	L	13-20
12/04	at San Diego	S	5	3	2	-	-	-	-	-	-	-	-	L	7-34
12/14	New England	S	1	1	0	-	-	-	-	1	-	-	-	L	26-49
12/21	Houston	S	2	2	0	2.0	12.0	-	-	-	-	-	-	W	21-16
12/28	at Tampa Bay	S	1	1	0	-	-	-	-	-	-	-	-	W	37-24



George BUSSEY

66

HT: 6-3 WT: 305

Born: 10/24/85 Exp. (NFL/Patriots): 2/2

GP/GS (Playoffs): 0/0 Acq: D5-09 (170th)

College: Louisville Hometown: Louisville, Ky.

★ ★ ★ OFFENSIVE LINE ★ ★ ★

CAREER TRANSACTIONS

George Bussey was drafted by the New England Patriots in the fifth round (170th overall) of the 2009 NFL Draft ... Signed by the Patriots (7/23/09) ... Released by the Patriots (9/4/10).

SEASONAL REVIEWS

2009 (0/0)

★ Placed on injured reserve on Sept. 5 and missed his entire rookie campaign.

COLLEGE

- ★ Talented walk-on who earned a scholarship and became a mainstay on the offensive line at Louisville.
- ★ Named to the Outland Trophy Watch List prior to his senior season.
- ★ Started games at both tackle and guard during his college career.

PERSONAL

- ★ George Bussey was born Oct. 24, 1985 to Ruthie and Carlos Grigsby.
- ★ Starred at Western (Louisville, Ky.) High School where he was a three-year starter on the offensive line.



EXTRA POINTS

- ★ A native of Louisville who turned down some offers to play at lower-level schools and walked-on with the hometown Cardinals. Stepped into the starting lineup as a red-shirt freshman and earned a scholarship.
- ★ An avid cook, Bussey was planning to attend culinary school until his high school coach persuaded him to pursue football at the college level.
- ★ Named a Jefferson County All-Star.
- ★ Started two seasons at guard and one at tackle on the varsity level.
- ★ Started all junior varsity games as a freshman.
- ★ Paved the way for a 1,000-yard rusher and one 2,500-yard rusher during his time at Western.
- ★ Voted the team's best offensive lineman during his junior and senior season.
- ★ Majored in communications at Louisville.



Shawn CRABLE

98

HT: 6-5 WT: 250

Born: 12/26/84 Exp. (NFL/Patriots): 3/3

GP/GS (Playoffs): 6/0 Acq: D3a-08 (78th)

College: Michigan Hometown: Massillon, Ohio

★ ★ ★ LINEBACKER ★ ★ ★

CAREER TRANSACTIONS

Shawn Crable was drafted by the New England Patriots in the third round (78th overall) of the 2008 NFL Draft ... Signed by the Patriots (7/21/08) ... Placed on injured reserve (11/5/08) ... Placed on injured reserve (9/5/09) ... Released by the Patriots (7/28/10) ... Signed to the Patriots practice squad (9/6/10) ... Signed to the Patriots 53-man roster (9/25/10).

SEASONAL REVIEWS

2010 (6/0)

- ★ Registered his first career sack when he combined with Mike Wright on a seven-yard sack of Ben Roethlisberger in the first quarter against the Steelers (11/14). Also made two tackles.
- ★ Made his first two career defensive tackles against the Browns (11/7).
- ★ Recorded one special teams tackle against the Vikings (10/31).
- ★ Saw time at linebacker in a reserve role against the Chargers (10/24), Ravens (10/17).

- ★ Was inactive against the Dolphins (10/4).
- ★ Made his NFL debut against the Buffalo Bills, seeing time at outside linebacker (9/26).

2009 (0/0)

- ★ Placed on injured reserve on Sept. 5 with a groin injury that was suffered during the preseason.

2008 (0/0)

- ★ Listed as a gameday inactive for the season's first eight games before being placed on injured reserve with a shin injury on Nov. 5.

COLLEGE

- ★ Shawn was a team captain on the 2007 Michigan Wolverines team that finished with a 9-4 record and defeated ninth-ranked Florida in the Capital One Bowl. In 47 games at Michigan, Crable started 20 contests at strong-side linebacker.
- ★ He recorded 148 tackles (101 solos), ranking tied for



10th on the school's all-time record list.

★ Had 16 sacks and finished seventh in Wolverines annals with 43 stops for losses of 163 yards.

★ His 43 tackles for losses rank seventh on the school's career-record list.

★ His 28.5 stops behind the line of scrimmage in 2007 set a Michigan single-season record.

★ Ranked second in the nation with a school single-season record of 28.5 stops for losses of 85 yards.

★ Was an All-American second-team choice by the Walter Camp Football Foundation as a senior and was a Butkus Award and Bednarik Award semi-finalist.

PERSONAL

★ Shawn Crable was born on December 26, 1984.

★ Attended Washington (Massillon, Ohio) High School.

★ Made 75 tackles, 17 sacks, three forced fumbles and two interceptions as a senior.

★ Recorded 125 tackles, six sacks, 19 stops for losses and two interceptions as a junior.

★ Lettered four times in basketball, averaging 18 points and 10 rebounds during his junior season.

★ Three-year letterman in track, running the 100-meter dash in 10.7 seconds and anchored the 4x100 relay team.

★ Was a general studies major at Michigan.

★ ★ ★ ★ ★ SHAWN CRABLE ★ ★ ★ ★ ★

Pos: LB Ht: 6-5 Wt: 250 Year: 3rd Acq: D3a-08 (78th) College: Michigan Born: 12/26/84

REGULAR SEASON			TACKLES					INTERCEPTIONS						MISCELLANEOUS					
Year	Team	G/S	TT	UT	A	S	Yds	No	Yds	Avg	Lg	TD	PD	FF	FR	Yds	TD	SpT	
2008	Patriots	0/0							Injured Reserve (9/5)										
2009	Patriots	0/0							Injured Reserve(11/5)										
2009	Patriots	5/0	4	3	1	0.5	3.5	0	0	0.0	0	0	0	0	0	0	0	1	
Totals - 3 years		5/0	4	3	1	0.5	3.5	0	0	0.0	0	0	0	0	0	0	0	1	



**Adrian
GRADY**

65

HT: 6-1 WT: 205

Born: 11/21/85 Exp. (NFL/Patriots): 1/1

GP/GS (Playoffs): 0/0 (0/0) Acq: FA-09

College: Louisville Hometown: Nicholls, Ga.

★ ★ ★ DEFENSIVE LINE ★ ★ ★

CAREER TRANSACTIONS

Originally signed by Indianapolis as a rookie free agent (4/30/09) ... Waived by Indianapolis (9/5/09) ... Signed to the New England practice squad (9/7/09) ... Waived from the New England practice squad (9/20/09) ... Signed by St. Louis to the practice squad (10/7/09) ... Waived from the St. Louis practice squad (10/12/09) ... Signed to the Patriots practice squad (11/17/09) ... Released by the Patriots (8/9/10).

SEASONAL REVIEWS

2009 (0/0)

★ Went to training camp with Indianapolis after joining the team as an undrafted free agent.

★ Spent time on the practice squad of New England and St. Louis during his first NFL season.

COLLEGE

★ Four-year letterman, who started 23 of 36 games at



EXTRA POINTS

★ Adrian travels back home to Georgia to talk to area schools and youth organizations about the importance of staying in school, working in the community and living a healthy lifestyle. To aid in his preparation, he put together a playbook of inspirational quotes and stories that he has collected throughout his football career.

Louisville.

★ Finished with 101 tackles, 2.5 sacks, three forced fumbles and three fumble recoveries.

PERSONAL

★ Born Adrian Adnois Grady on Nov. 21, 1985.

★ Has a son, Adrian, Jr.





Eric
GHIACIUC

71

HT: 6-4 WT: 303

Born: 5/28/81 Exp. (NFL/Patriots): 6/1

GP/GS (Playoffs): 48/42 (0/0) Acq: FA-10

College: Central Michigan Hometown: Oxford, Mich.

★ ★ ★ OFFENSIVE LINE ★ ★ ★

PRONOUNCED GUY-check

CAREER TRANSACTIONS

Originally selected by the Cincinnati Bengals in the fourth round (119th overall) of the 2005 NFL Draft...Signed by Kansas City as an unrestricted free agent from Cincinnati (04/30/09)...Waived by Kansas City (09/04/09)...Signed by San Diego (12/22/09)...signed by Cleveland (04/08/10)...Waived by Cleveland (06/15/09) ... Signed by the Patriots as a free agent (8/4/10) ... Released by the Patriots (9/3/10).

CAREER HIGHLIGHTS

★ Spent four seasons with Cincinnati (2005-08) and the end of the 2009 season with San Diego.
★ Started 42 of his 48 games played with the Bengals.

SEASONAL REVIEWS

2009 (0/0 - San Diego)

★ Went to training camp with Kansas City but was waived prior to the start of the season.
★ Signed with San Diego (12/22/09) was inactive for the final two games and the postseason contest.

2008 (16/16 - Cincinnati)

★ Started all 16 games at center for Cincinnati.

2007 (12/12 - Cincinnati)

★ Started 12 games and was inactive for three contests.
★ Part of an offensive line that allowed 17.0 sacks, the lowest single-season total in team history.
★ Missed three games due to a thumb injury.
★ Placed on injured reserve (foot) on Dec. 26.

2006 (15/13 - Cincinnati)

★ Saw action in 15 games with 13 starts at center.
★ Was inactive for one game.
★ Protected QB Carson Palmer, who completed 4,035 passing yards, the second-highest seasonal total in Bengals history and aided RB Rudi Johnson in rushing 1,309 yards.

2005 (5/1, 0/0 - Cincinnati)


★ Played in five games with one start at center and was inactive for five contests.
★ Was active but did not play in six games.
★ Started his first NFL game at Jacksonville (10/9).
★ Was active but did not play in the AFC Wild Card Game.

COLLEGE

★ A four-year letterman at Central Michigan.
★ Started his final 35 contests.
★ Blocked for a 1,000-yard rusher in his last three seasons.
★ Majored in Industrial Education.

PERSONAL

★ Born on May 28, 1981 in Oxford, Mich.
★ A two-sport standout at Oxford High school.
★ Earned all-state honors in football.
★ Won the state heavyweight wrestling championship.



Torrey HOLT

84

HT: 6-0 WT: 200

Born: 6/5/76 Exp. (NFL/Patriots): 12/1

GP/GS (Playoffs): 173/159 (10/10) Acq: FA(JAX)-10

College: North Carolina State Hometown: Gibsonville, N.C.

PRO BOWLS

★ WIDE RECEIVER ★

00 01 03 04 05 06

99

CAREER TRANSACTIONS

Originally selected by the St. Louis Rams in the first round (sixth overall) in 1999 ... Waived by the Rams (3/13/09) ... Signed by the Jacksonville Jaguars as a free agent (4/20/09) ... Waived by the Jaguars (2/11/10) ... Signed by the Patriots as a free agent (4/20/10) ... Placed on injured reserve (8/15/10).

CAREER HIGHLIGHTS

- ★ Has earned Pro Bowl honors seven times (2000, 2001, 2003, 2004, 2005, 2006 and 2007).
- ★ Ranked 10th in NFL history with 13,382 receiving yards and 11th in receptions with 920.
- ★ Holt enters 2010 with an average of 77.4 yards per game, a mark that ranks third in NFL history.
- ★ Has recorded at least one reception in 168 consecutive games, the second most among active players and the ninth best in NFL history.
- ★ He ranked first in the NFL from 2000-09 with 868 receptions and 12,594 receiving yards, a mark that is an NFL record for most receptions in a decade.
- ★ Holt has recorded 80-plus receptions in eight of his 11 seasons and 90-plus receptions in six seasons.
- ★ Holds the NFL record for consecutive seasons with at least 1,300 receiving yards (6), and consecutive seasons with 90-plus receptions (6) and, along with Marvin Harrison, is the only receiver with multiple 1,600-yard receiving seasons.
- ★ Has registered 47 career 100-yard receiving games.
- ★ Led the NFL in receiving yards twice with 1,635 in 2000 and 1,696 in 2003 and once in receptions with 117 in 2003.
- ★ Became the fastest player in NFL history to reach 11,000 receiving yards, accomplishing the feat in 131 games.
- ★ He has played in 10 postseason games and two Super Bowls, all with the St. Louis Rams, accumulating 47 receptions for 630 yards and four touchdowns. He set a



EXTRA POINTS

- ★ Credits his work ethic from his time spent working in the tobacco fields of North Carolina that his speed developed from running away from the snakes in the fields.

SUPER BOWLS

07

Super Bowl rookie record with seven receptions and 109 receiving yards in the Rams 1999 Super Bowl win over Tennessee.

SEASONAL REVIEWS

2009 (15/12 - Jacksonville)

- ★ Started 12 of the 15 games he played and finished with 51 receptions for 772 yards.
- ★ Missed the season-finale at Cleveland (1/3) due to a finger injury.
- ★ Surpassed Art Monk for 13th place in NFL history for receiving yards with a 19-yard catch in the third quarter vs. Arizona (9/20).
- ★ Surpassed Irving Fryar for 12th place in NFL history with 12,829 career receiving yards at Houston (9/27) after he finished with three receptions for 57 yards, including a long of 27.
- ★ Finished with three receptions for 42 yards and passed former Jaguar Keenan McCardell for 10th all-time in NFL history for career receptions with 884 vs. Tennessee (10/4).
- ★ Finished with season-high seven receptions and 95 yards at Seattle (10/11).
- ★ Started vs. St. Louis (10/18) and finished with five receptions for a season-high 101 yards while becoming the third-fastest player to surpass 13,000 receiving yards (Jerry Rice, 154 games; Marvin Harrison, 162 games; Holt 164 games).
- ★ Moved into 11th place in NFL history with 13,121 receiving yards, passing Steve Largent vs. Kansas City (11/8). Became 10th player in NFL history to record 900 career receptions and second fastest player to accomplish the feat.
- ★ Finished with four receptions for 50 yards at San Francisco (11/29) and surpassed Andre Reed (13,198) for 10th place in NFL history for most receiving yards.

2008 (16/14 - St. Louis)

- ★ Played in all 16 games with 14 starts and led team with 64 receptions for 796 yards (12.4 avg.) and three TDs.
- ★ Caught a season-high six passes for 76 yards, including a reception on a tipped ball for a 45-yard touchdown in the fourth quarter vs. N.Y. Giants (9/14).
- ★ Surpassed 12,000 career receiving yards in his 146th game, the second-fastest in NFL history behind Jerry Rice (142 games) vs. Buffalo (9/28).

★ ★ ★ DECADE LEADER ★ ★ ★

MOST RECEPTIONS FROM 2000-09

RK	PLAYER, TEAM	RECEPTIONS
1.	Torrey Holt, STL, JAX	868
2.	Tony Gonzalez, KC, ATL	831
3.	Hines Ward, PIT	819
4.	Derrick Mason, TEN, BAL	816
5.	Marvin Harrison, IND	791

MOST RECEIVING YARDS FROM 2000-09

RK	PLAYER, TEAM	YARDS (REC)
1.	Torrey Holt, STL, JAX	12,594 (868)
2.	Randy Moss, MIN, OAK, NE	11,739 (777)
3.	Terrell Owens, SF, PHI, DAL, BUF	11,644 (784)
4.	Derrick Mason, TEN, BAL	10,481 (816)
5.	Marvin Harrison, IND	10,439 (791)



★ ★ ★ EXCLUSIVE CLUB ★ ★ ★

FASTEST TO 900 RECEPTIONS

RK	PLAYER	GAMES
1.	Marvin Harrison	149
2.	Torry Holt	166
3.	Jerry Rice	168
4.	Terrell Owens	178
5.	Randy Moss	179

FASTEST TO 11,000 RECEIVING YARDS

RK	PLAYER	GAMES
1.	Torry Holt	131
2.	Jerry Rice	133
3.	Marvin Harrison	137
4.	Randy Moss	141
5.	Michael Irvin	143

2007 (16/16 – St. Louis)

- ★ Led team with 93 receptions for 1,189 yards and seven touchdowns.
- ★ Selected to his fifth consecutive Pro Bowl, his seventh overall.
- ★ Finished with seven receptions for 93 yards and one touchdown vs. Carolina (9/9) and passed Stanley Morgan for 20th place on the NFL's all-time receiving yards list.
- ★ Surpassed the 11,000 career receiving yards mark, the fastest player to do so (131 games) vs. Arizona (10/7).
- ★ Made a season-high eight receptions for 82 yards at Seattle (10/21).
- ★ Tied season-high with eight receptions for 124 yards and moved past James Lofton into 20th place on the NFL's all-time receptions list at New Orleans (11/11).
- ★ Totaled season-high 135 receiving yards on six receptions with a touchdown vs. Atlanta (12/2).
- ★ Became 19th player in NFL history to record 800 career receptions at Arizona (12/30).

2006 (16/16 – St. Louis)

- ★ Started all 16 games and led the team with 93 receptions for 1,188 yards and 10 touchdowns.
- ★ Earned fourth consecutive Pro Bowl invite.
- ★ Ranked second in the NFC, fourth in the NFL, in receptions with 93.
- ★ Had eight receptions for 120 yards, his 40th career 100-yard receiving game, at Arizona (9/24).
- ★ Made six receptions for 102 yards and one touchdown vs. Detroit (10/1) and surpassed Henry Ellard (9,761) for second place on the Rams' all-time receiving yards list.
- ★ Finished with 154 yards and three touchdowns on eight receptions, his first career three-TD game, vs. Seattle (10/15).
- ★ Became the fastest player in NFL history to reach 10,000 career receiving yards.

2005 (14/14 – St. Louis)

- ★ Selected to the Pro Bowl for the third consecutive season.
- ★ Started all 14 games played and ranked third in the NFL with 102 receptions and sixth in receiving yards with 1,331 yards.
- ★ Had nine touchdowns and registered five games with at least 10 receptions.
- ★ Finished with 163 receiving yards vs. Tennessee (9/25) and vs. San Francisco (12/24).
- ★ Recorded 11 receptions for 129 yards vs. Arizona (11/20).
- ★ Caught 600th career pass in his 107th career game vs. Minnesota (12/11).

★ ★ ★ HONORS & AWARDS ★ ★ ★

2007

NFC Pro Bowl

2006

NFC Pro Bowl

2005

NFC Pro Bowl

2004

NFC Pro Bowl

2003

NFC Pro Bowl

Associated Press All-Pro: First Team

Sports Illustrated All-Pro: First Team

Pro Football Weekly All-Pro: First Team

Football Digest All-Pro: First Team

The Sporting News All-Pro: First Team

NFC Offensive Player of the Month (October)

NFL Wide Receiver of the Year

2001

NFC Pro Bowl

2000

NFC Pro Bowl

All-Madden

2004 (16/16, 2/2 – St. Louis)

- ★ Tied for third in the NFL with 94 receptions for 1,372 yards and 10 touchdowns.
- ★ Ranked fourth in the NFL in receiving yards.
- ★ Made 500th career reception, a 9-yard reception, in the third quarter at Arizona (12/19).
- ★ Recorded his sixth 100-yard receiving game of the season vs. N.Y. Jets (1/2) as he finished with seven receptions for 116 yards and two touchdowns.
- ★ Posted second career 100-yard receiving game in the postseason as he finished with six receptions for 108 yards and a touchdown in NFC Wild Card Game at Seattle (1/8).
- ★ Made two receptions for 42 yards in NFC Divisional Playoff Game at Atlanta (1/15).

2003 (16/15, 1/1 – St. Louis)

- ★ Produced career-high numbers and led the NFL in receptions (117) and receiving yards (1,696).
- ★ Ranked second in the NFL with 12 touchdowns.
- ★ Named Wide Receiver of the Year by NFL Alumni.
- ★ Marked first career 100-reception season and fourth consecutive 1,000-yard receiving season.
- ★ Led or tied for team-lead in receptions 12 times and 11 times in receiving yards.
- ★ His 117 receptions ranked second in Rams history and seventh in NFL history.
- ★ Became only second player in Rams history to record 100-plus receptions in a season, joining Isaac Bruce (119, 1985).
- ★ His 1,696 receiving yards ranked fifth on NFL all-time single-season list.
- ★ Recorded 10 100-yard receiving games, surpassing Bruce's 1995 record of nine. The 10 100-yard receiving games ranked tied for second in NFL history.
- ★ Earned NFC Offensive Player of the Month in October as he made 22 receptions for 402 yards and five TDs over a three-game span.
- ★ Finished with 11 receptions for 161 yards and two touchdowns vs. Atlanta (10/13).

★ Totaled 200 yards on 11 receptions, his second career 200-yard receiving game, at San Francisco (11/2).

2002 (16/11 – St. Louis)

- ★ Played in 16 games with 11 starts.
- ★ Totaled 91 receptions for 1,302 yards (14.3 avg.) with four touchdowns and added two rushes for 18 yards.
- ★ Ranked fourth in the NFC in receptions and receiving yards.
- ★ Recorded four 100-yard receiving games and had 10 games with at least five receptions.
- ★ Made career-high 12 receptions at Tampa Bay (9/23).
- ★ Finished with season-high 141 yards on seven receptions vs. Arizona (12/15). Caught season-long 58-yard pass to set up game-winning field goal in final two minutes.
- ★ Made 300th career reception and surpassed 5,000 career receiving yards at Seattle (12/22).

2001 (16/14, 3/3 – St. Louis)

- ★ Played in all 16 games with 14 starts.
- ★ Totaled 81 receptions for team-high 1,363 yards (16.8 avg.) with seven touchdowns.
- ★ Named to Pro Bowl for second consecutive season.
- ★ Ranked eighth in the NFC in receptions and third in receiving yards.
- ★ Led or tied for team-lead in receptions eight times.
- ★ Posted team-high 15 receptions for 191 yards and one touchdown in three postseason games.
- ★ Had season-high eight receptions for 139 yards vs. Tampa Bay (11/26).
- ★ Recorded career-high 203 receiving yards on seven receptions with two touchdowns vs. Indianapolis (12/30).
- ★ Finished with five receptions for 84 yards with one touchdown in NFC Divisional Playoff Game vs. Green Bay (1/20).
- ★ Had five receptions for 88 yards in NFC Championship Game vs. Philadelphia (1/27).
- ★ Made eight catches for 49 yards in Super Bowl XXXVI loss vs. New England (2/3).

2000 (16/15, 1/1 – St. Louis)

- ★ Made 15 starts and earned first Pro Bowl invitation.
- ★ Finished with 82 receptions for 1,635 yards (19.9 avg.) with six touchdowns.
- ★ Became first Ram since Isaac Bruce (1996) to lead the NFL in receiving yards.
- ★ Posted eight 100-yard receiving games and ended the season with three consecutive 100-yard games.
- ★ Opened season with six receptions for 103 yards vs. Denver (9/4).
- ★ Made six catches for 101 yards at Seattle (9/10), including a 41-yard reception with 26 seconds to play to set up game-winning field goal.
- ★ Set NFL record by averaging 63.0 yards on three receptions at Atlanta (9/24), breaking the mark set by Houston's Bill Groman (3-182) vs. Denver on 11/20/60 and tied by New York Giants' Homer Jones (3-182) on 12/12/65 vs. Washington, while racking up 189 yards on three receptions and two touchdowns.
- ★ Set then career-high with nine receptions for 172 yards vs. Minnesota (12/10).
- ★ Tied his career-high reception total the following week at Tampa Bay (12/17) with nine receptions for 165 yards and one touchdown.
- ★ Helped Rams clinch playoff berth with five receptions for 121 yards at New Orleans (12/24).
- ★ Finished with two receptions for 26 yards in NFC Wild Card Game at New Orleans (12/30).

★ ★ ★ 100 YARD GAMES ★ ★ ★

REGULAR SEASON 100-YARD GAMES (47)

DATE	OPPONENT	NO	Yds	AVG	LG	TD
12/12/99	at New Orleans	6	113	18.8	40	0
01/02/99	at Philadelphia	5	122	24.4	63t	2
09/04/00	Denver	6	103	17.2	27	0
09/10/00	at Seattle	6	101	16.8	41	0
09/24/00	at Atlanta	3	189	63.0	85t	2
11/05/00	Carolina	4	130	32.5	62	0
11/20/00	Washington	4	125	31.3	64	0
12/10/00	Minnesota	9	172	19.1	36	0
12/18/00	at Tampa Bay	9	165	18.3	72t	1
12/24/00	at New Orleans	5	121	24.2	42	0
09/30/01	Miami	4	111	27.8	45t	1
11/26/01	Tampa Bay	8	139	17.4	37	0
12/30/01	Indianapolis	7	203	29.0	51	2
09/23/02	at Tampa Bay	12	139	11.6	25	0
09/29/02	Dallas	9	106	11.8	21	0
11/10/02	San Diego	7	118	16.9	39	0
12/15/02	Arizona	7	141	20.1	58	1
09/07/03	at N.Y. Giants	7	111	15.9	37t	1
09/28/03	Arizona	12	133	11.1	20	1
10/13/03	Atlanta	11	161	14.6	28	2
10/26/03	at Pittsburgh	7	174	24.9	48	1
11/02/03	at San Francisco	11	200	18.2	41t	1
11/16/03	at Chicago	9	124	13.8	24	1
11/23/03	at Arizona	9	145	16.1	38	0
11/30/03	Minnesota	8	102	12.8	22	0
12/14/03	Seattle	6	100	16.7	40t	1
12/21/03	Cincinnati	10	124	12.4	28t	1
09/19/04	at Atlanta	9	121	13.4	33t	1
10/18/04	Tampa Bay	6	124	20.7	52t	2
11/07/04	New England	6	111	18.5	35	1
12/05/04	San Francisco	10	160	16.0	40	1
12/12/04	at Carolina	6	151	25.2	75t	1
01/02/05	N.Y. Jets	7	116	16.6	44t	2
09/11/05	at San Francisco	10	125	12.5	44	0
09/25/05	Tennessee	9	163	18.1	32t	1
10/09/05	Seattle	8	126	15.8	26t	1
11/20/05	Arizona	11	129	11.7	37	1
11/27/05	at Houston	10	130	13.0	19t	1
12/24/05	San Francisco	10	163	16.3	40t	1
09/24/06	at Arizona	8	120	15.0	42	1
10/01/06	Detroit	6	102	17.0	33	1
10/15/06	Seattle	8	154	19.3	67t	3
12/03/06	Arizona	7	115	16.4	22	1
10/28/07	Cleveland	6	110	18.3	39	1
11/11/07	at New Orleans	8	124	15.5	40	0
2/2/07	Atlanta	6	135	22.5	38	1
10/18/09	St. Louis	5	101	20.2	41	0

POSTSEASON 100-YARD GAMES (2)

DATE	OPPONENT	NO	Yds	AVG	LG	TD
01/30/99	at Tennessee*	7	109	15.6	32	1
01/08/05	at Seattle*	6	108	18.0	52	1

1999 (16/15, 3/3 – St. Louis)

- ★ Played in all 16 games with 15 starts as a rookie.
- ★ Led all NFC rookie wide receivers with 52 receptions for 788 yards and tied for third with six touchdowns.
- ★ Receptions and receiving yards total were second-highest by a rookie in team history.
- ★ Named first-team All-Rookie by Football Digest.
- ★ Caught first career NFL touchdown pass, a 20-yard reception from Kurt Warner, in season-opener vs. Baltimore (9/12).
- ★ Tied season-high with two touchdowns and recorded then career-high 122 yards on five receptions in regular season finale at Philadelphia (1/2).



- ★ Led the team in receiving in all three postseason games with 20 receptions for 242 yards and one touchdown.
- ★ Finished with five receptions for 65 yards in NFC Divisional Playoff Game vs. Minnesota (1/16).
- ★ Had seven receptions for 68 yards with a long of 20 in NFC Championship Game vs. Tampa Bay (1/23).
- ★ Set a Super Bowl rookie record for receptions and receiving yards, finishing with seven receptions for 109 yards and one touchdown in the Rams' Super Bowl XXXIV win vs. Tennessee (1/30).
- ★ Registered the game's first score on a nine-yard pass from Kurt Warner in the third quarter.

COLLEGE

- ★ Consensus All-America first-team selection as a senior.
- ★ Named ACC Player of the Year and Offensive Back of the Year.
- ★ Finalist for the Fred Biletnikoff Award, given to the nation's top receiver.
- ★ Set school and conference single-season records with 88 receptions for 1,604 yards.
- ★ Eleven touchdown receptions set school single-season record.
- ★ Established conference records with 145.8 receiving yards per game and 179.9 all-purpose yards per game.
- ★ Earned All-ACC first-team honors as a junior.
- ★ Set school record with eight 100-yard receiving games.
- ★ Led team with 62 receptions for 1,099 yards and 16 touchdowns.
- ★ The 16 touchdowns set school single-season record, surpassing Eddie Goines (10, 1993).
- ★ Started five of the first seven games as a sophomore.

PERSONAL

- ★ Torry Jabar Holt was born on June 5, 1976 in Greensboro, N.C.
- ★ Attended Hargrave Military Academy in 1994 and finished with 21 receptions for 524 yards and six touchdowns.
- ★ Earned all-state honors at Eastern Guilford High (N.C.).
- ★ Posted 129 career receptions for 2,573 yards and scored 42 touchdowns.
- ★ Had 56 receptions for 983 yards and 17 touchdowns as a senior.
- ★ Returned three punts and three kickoffs for touchdowns during his career.
- ★ Also played defensive back and had 62 tackles and four interceptions as a senior.

- ★ Created the Holt Foundation in 1999 in memory of his mother, Ojetta Holt-Shoffner, to support the fight against cancer in all forms, with a specific emphasis on children.
- ★ Brother, Terrence, also played for North Carolina State and was drafted by the Detroit Lions in the fifth round of the 2003 NFL Draft.
- ★ Married to wife, Carla, and has three children.
- ★ Majored in sociology.

★ ★ ★ RECORDS ★ ★ ★		
CONSECUTIVE GAMES WITH A RECEPTION		
(Active Players)		
RK	PLAYER, TEAM	GAMES
1.	Hines Ward, PIT	178
2.	Torry Holt, STL, JAX	168
3.	Tony Gonzalez, KC, ATL	147
RECEPTIONS OF 25-PLUS YARDS		
(Active Players)		
RK	PLAYER, TEAM	25-PLUS
1.	Randy Moss, MIN OAK, NE	153
2.	Terrell Owens, SF, PHI, DAL, BUF	149
3.	Joey Galloway, SEA, DAL, TB, NE, PIT	110
4.	Torry Holt, STL, JAX	103
MOST RECEIVING TDS		
(Active Players)		
RK	PLAYER, TEAM	GAMES
1.	Randy Moss, MIN OAK, NE	148
2.	Terrell Owens, SF, PHI, DAL, BUF	144
3.	Tony Gonzalez, KC, ATL	82
4.	Hines Ward, PIT	78
5.	Joey Galloway, SEA, DAL, TB, NE, PIT	77
6.	Torry Holt, STL, JAX	74

★ HOLT'S SINGLE-GAME CAREER HIGHS ★		
Receptions:	12	at Tampa Bay (09/23/02) vs. Arizona (09/28/03)
Receiving Yards:	203	vs. Indianapolis (12/30/01)
Receiving TDs:	3	vs. Seattle (10/15/06)
Longest Reception:	85t	at Atlanta (09/24/00)

★ ★ ★ ★ ★ TORRY HOLT ★ ★ ★ ★ ★							
Pos: WR Ht: 6-0 Wt: 200 Year: 12th Acq: FA(JAX)-10 College: North Carolina State Born: 6/5/76							
REGULAR SEASON				RECEIVING			
Year	Team	G/S	NO	YDS	AVG	LG	TD
1999	Rams	16/15	52	788	15.2	63t	6
2000	Rams	16/15	82	1,635	19.9	85t	6
2001	Rams	16/14	81	1,363	16.8	51	7
2002	Rams	16/11	91	1,302	14.3	58	4
2003	Rams	16/15	117	1,696	14.5	48	12
2004	Rams	16/16	94	1,372	14.6	75t	10
2005	Rams	14/14	102	1,331	13.0	44	9
2006	Rams	16/16	93	1,188	12.8	67t	10
2007	Rams	16/16	93	1,189	12.8	40	7
2008	Rams	16/14	64	796	12.4	45t	3
2009	Jaguars	15/12	51	722	14.2	63	0
Totals - 11 years		173/158	920	13,382	14.5	85t	74
Additional Statistics: 47 career 100-yard receiving games; 11 rushes for 57 yards							

★ ★ ★ ★ ★ **TORRY HOLT (CONT.)** ★ ★ ★ ★ ★

POSTSEASON

Year	Team	GP/GS	NO	YDS	AVG	LG	TD
1999	Rams	3/3	20	242	12.1	32	1
2000	Rams	1/1	2	26	13.0	21	0
2001	Rams	3/3	15	191	12.7	50	1
2003	Rams	1/1	2	21	10.5	13	0
2004	Rams	2/2	8	150	18.8	52	2
Totals - 5 years		10/10	47	630	13.4	52	4

RECEIVING

★ ★ ★ ★ ★ **HOLT'S CAREER GAME-BY-GAME** ★ ★ ★ ★ ★

1999	Opponent	P/S	NO	Yds	Avg	Lg	TD
09/12	Baltimore	P	3	36	12.0	20	1
09/26	Atlanta	S	2	47	23.5	38	1
10/03	at Cincinnati	S	4	58	14.5	20	0
10/10	San Francisco	S	3	67	22.3	49	0
10/17	at Atlanta	S	0	0	0.0	0	0
10/24	Cleveland	S	2	24	12.0	10	0
10/31	at Tennessee	S	5	55	11.0	15	0
11/07	at Detroit	S	3	31	10.3	16	0
11/14	Carolina	S	2	16	8.0	10	0
11/21	San Francisco	S	3	25	8.3	10	0
11/28	New Orleans	S	5	87	17.4	25	2
12/05	at Carolina	S	1	4	4.0	4	0
12/12	New Orleans	S	6	113	18.8	40	0
12/19	N.Y. Giants	S	5	70	14.0	23	0
12/26	Chicago	S	3	33	11.0	17	0
01/02	at Philadelphia	S	5	122	24.4	63	2
1999 Totals	16/15	62	788	15.2	63	6	0

01/16	Minnesota	S	6	65	10.8	17	0
01/23	Tampa Bay	S	7	68	9.7	20	0
01/30	at Tennessee	S	7	109	15.6	32	1
1999 Postseason	3/3	20	242	12.1	32	1	0
#Super Bowl XXXIV							

2000	Opponent	P/S	NO	Yds	Avg	Lg	TD
09/04	Denver	S	6	103	17.2	27	0
09/10	at Seattle	S	6	101	16.8	41	0
09/17	San Francisco	S	4	94	23.5	49	0
09/24	at Atlanta	S	3	189	63.0	85	2
10/01	San Diego	S	3	34	11.3	20	0
10/15	Atlanta	S	3	51	17.0	28	0
10/22	at Kansas City	S	5	93	18.6	27	0
10/29	San Francisco	S	5	64	12.8	17	0
11/05	Carolina	S	4	130	32.5	62	0
11/12	at N.Y. Giants	P	8	86	11.0	20	0
11/20	Washington	S	4	125	31.3	64	0
11/26	New Orleans	S	6	89	14.8	19	0
12/03	at Carolina	S	2	18	9.0	14	0
12/10	Minnesota	S	9	172	19.1	36	0
12/18	at Tampa Bay	S	9	165	18.3	72	1
12/24	at New Orleans	S	5	121	24.2	42	0
2000 Totals	16/15	82	1,363	19.9	85	6	0
12/30	at Seattle	S	2	26	13.0	20	0
2000 Postseason	1/1	2	26	13.0	20	0	0

2001	Opponent	P/S	NO	Yds	Avg	Lg	TD
09/09	at Philadelphia	S	7	85	12.1	22	0
09/23	San Francisco	S	3	17	5.7	11	0
09/30	Miami	S	4	111	27.8	45	1
10/08	at Detroit	S	4	74	18.5	38	1
10/14	N.Y. Giants	S	5	83	16.6	22	0
10/21	N.Y. Jets	S	3	43	14.3	22	0
10/28	New Orleans	S	5	72	14.4	25	1
11/11	Carolina	S	4	77	19.3	33	0
11/18	New England	S	7	89	12.7	18	1
11/26	Tampa Bay	P	8	139	17.4	37	0
12/02	at Atlanta	S	2	66	33.0	45	1
12/09	San Francisco	S	5	66	13.2	16	0
12/17	at New Orleans	P	4	55	13.8	22	0
12/23	Carolina	S	5	86	17.2	46	0
12/30	Indianapolis	S	7	203	29.0	51	2
01/02	at Atlanta	S	8	97	12.1	21	0
2001 Totals	16/14	81	1,363	16.8	51	7	0
01/10	Green Bay	S	5	84	16.8	50	1
01/27	Philadelphia	S	5	58	11.6	21	0
02/03	at New England	S	5	49	9.8	18	0
2001 Postseason	3/3	15	191	12.7	50	1	0
#Super Bowl XXXVI							

2002	Opponent	P/S	NO	Yds	Avg	Lg	TD
09/08	at Denver	P	5	91	18.2	36	0
09/15	N.Y. Giants	S	6	88	14.7	34	0
09/23	at Tampa Bay	P	12	139	11.6	25	0
09/29	Dallas	S	9	106	11.8	21	0
10/06	at San Francisco	S	3	38	12.7	18	0

10/13	Oakland	P	4	80	20.0	50	1
10/20	Seattle	S	3	71	23.7	52	0
11/03	at Arizona	P	1	7	7.0	7	1
11/10	San Diego	S	7	118	16.9	39	0
11/18	Chicago	S	4	54	13.5	22	0
11/24	at Washington	S	5	75	15.0	29	0
12/01	at Philadelphia	S	6	80	13.3	16	0
12/08	at Kansas City	S	4	45	11.3	20	0
12/15	Arizona	S	7	141	20.1	58	1
12/22	at Seattle	S	9	92	10.2	18	0
12/30	San Francisco	P	6	77	12.8	33	0
2002 Totals	16/11	91	1,302	14.3	58	4	0

2003	Opponent	P/S	NO	Yds	Avg	Lg	TD
09/07	at N.Y. Giants	S	7	111	15.9	37	1
09/14	San Francisco	S	6	64	10.7	17	1
09/21	at Seattle	S	5	68	13.6	17	0
09/28	Arizona	S	12	133	11.1	20	1
10/13	Atlanta	S	11	161	14.6	28	2
10/19	Green Bay	S	4	67	16.8	39	2
10/26	Pittsburgh	S	7	174	24.9	48	1
11/02	at San Francisco	S	11	200	18.2	41	1
11/09	Baltimore	S	3	38	12.7	24	0
11/16	at Chicago	S	9	124	13.8	24	1
11/23	at Arizona	S	9	145	16.1	38	0
11/30	Minnesota	S	8	102	12.8	22	0
12/08	at Cleveland	S	4	31	7.8	11	0
12/14	Seattle	P	6	100	16.7	40	1
12/21	Cincinnati	S	10	124	12.4	28	1
12/28	at Detroit	S	5	54	1	0	8

12/10	Carolina	S	2	21	10.5	13	0
2003 Postseason	1/1	2	21	10.5	13	0	0

2004	Opponent	P/S	NO	Yds	Avg	Lg	TD
09/12	Arizona	S	7	96	13.7	36	0
09/19	at Atlanta	S	9	121	13.4	33	1
09/26	New Orleans	S	6	65	10.8	32	1
10/03	at San Francisco	S	3	28	9.3	17	0
10/10	at Seattle	S	5	53	10.6	17	0
10/18	Tampa Bay	S	6	124	20.7	52	2
10/24	at Miami	S	1	4	4.0	4	0
11/07	New England	S	6	111	18.5	35	1
11/14	Seattle	S	2	32	16.0	17	0
11/21	at Buffalo	S	8	90	11.3	22	1
11/29	at Green Bay	S	5	51	10.2	18	0
12/05	San Francisco	S	10	160	16.0	40	0
12/12	at Carolina	S	6	151	25.2	75	1
12/19	at Arizona	S	6	95	15.8	26	0
12/27	Philadelphia	S	7	75	10.7	16	0
01/02	N.Y. Jets	S	7	116	16.6	44	2
2004 Totals	16/16	94	1,372	14.6	75	10	0
01/8	at Seattle	S	6	108	18.0	52	1
01/15	at Atlanta	S	2	42	21.0	28	1
2004 Postseason	2/2	8	150	18.8	52	2	2

2005	Opponent	P/S	NO	Yds	Avg	Lg	TD
09/11	at San Francisco	S	10	125	12.5	44	0
09/18	at Arizona	S	4	70	17.5	20	0
09/25	Tennessee	S	9	163	18.1	32	1
10/02	at N.Y. Giants	S	7	84	12.0	22	1
10/09	Seattle	S	8	126	15.8	28	1
10/17	at Indianapolis	S	6	70	11.7	36	0
10/23	New Orleans	Inactive					
10/30	Jacksonville	Inactive					
11/13	at Seattle	S	4	45	11.3	17	1
11/20	Arizona	S	11	129	11.7	37	1
11/27	at Houston	S	10	130	13.0	19	1
12/04	Washington	S	6	75	12.5	19	0
12/11	at Minnesota	S	10	95	9.5	17	0
12/18	Philadelphia	S	3	16	5.3	6	1
12/24	San Francisco	S	10	163	16.3	40	1
01/01	at Dallas	S	4	40	10.0	17	0
2005 Totals	14/14	102	1,331	13.0	44	3	0

2006	Opponent	P/S	NO	Yds	Avg	Lg	TD
09/10	Denver	S	7	80	11.4	23	0
09/17	at San Francisco	S	5	30	6.0	16	1
09/24	at Arizona	S	8	120	15.0	42	1
10/01	Detroit	S	6	102	17.0	33	1
10/08	at Green Bay	S	3	40	13.3	22	1
10/15	Seattle	S	5	154	30.8	67	3
10/29	at San Diego	S	5	48	9.6	20	0
11/05	Kansas City	S	3	50	16.7	27	0
11/12	at Seattle	S	7	73	10.4	18	0
11/19	at Carolina	S	7	68	9.7	17	0
11/26	San Francisco	S	4	30	7.5	11	0
12/03	Arizona	S	7	115	16.4	22	1
12/11	Chicago	S	6	75	12.5	26	2
12/17	at Oakland	S	4	59	14.8	21	0
12/24	Washington	S	4	54	13.5	22	0
12/31	at Minnesota	S	9	90	10.0	18	0
2006 Totals	16/16	93	1,188	12.8	67	10	0

2006 Totals		16/16	931/188	12.8	67	1
Receiving						
2007	Opponent	P/S	NO	Yds	Avg	Lg
09/09	Carolina	S	8	73	9.1	18
09/16	San Francisco	S	5	74	14.8	20
09/23	at Tampa Bay	S	5	63	12.6	18
09/30	at Dallas	S	5	52	10.4	18
10/07	Arizona	S	5	89	17.8	34
10/14	at Baltimore	S	4	33	8.3	17
10/21	at Seattle	S	8	82	10.3	28
10/28	Cleveland	S	6	110	18.3	39
11/11	at New Orleans	S	8	124	15.5	41
11/18	at San Francisco	S	7	55	7.9	17
11/25	Seattle	S	5	54	10.8	21
12/02	Atlanta	S	6	135	22.5	38
12/09	at Cincinnati	S	8	90	11.3	23
12/16	Green Bay	S	3	21	7.0	10
12/20	Pittsburgh	S	3	41	13.7	19
12/30	at Arizona	S	7	93	13.3	31
2007 Totals		16/16	931/188	12.8	40	1



Jake INGRAM

47

HT: 6-3 WT: 240

Born: 10/23/85 Exp. (NFL/Patriots): 2/2

GP/GS (Playoffs): 24/0 (1/0) Acq: D6a-09 (198th)

College: Hawaii Hometown: Mililani, Hawaii

★ ★ ★ LONG SNAPPER ★ ★ ★

CAREER TRANSACTIONS

Jake Ingram was drafted by the New England Patriots in the sixth round (198th overall) of the 2009 NFL Draft ... Signed by the Patriots (7/29/09).

SEASONAL REVIEWS

2010 (8/0)

★ Snapped on all punts and field goals in the first eight games of the season.

2009 (16/0, 1/0)

★ Played in all 16 games, making good on all of his snaps on field goals, extra points and punts.

★ Also added two special teams tackles.

★ Made his first career special teams tackle at Denver (10/11).

★ Also had a special teams tackle at New Orleans (11/30).

★ Handled all snapping duties in the postseason game vs. Baltimore (1/10).

COLLEGE

★ Entered Hawaii as a defensive end, but switched to long snapper during his freshman season in 2005, for then head coach June Jones.

★ Walked on to the team as a defensive end and played in nine games as a reserve defensive end and as a long snapper, recording four tackles (2 solo) as a freshman.

★ Began long snapping in his fourth college game.



EXTRA POINTS

★ Grew up a fan of former Patriots LB Junior Seau. In the fifth grade, he read Seau's biography and did a book report on it.

★ Brother, Luke, is following in his footsteps as a long snapper at Hawaii.

★ The Hawaii native is an avid surfer.

PERSONAL

★ Jake Ingram was born October 23, 1985 to Jill and Herb Ingram in Albuquerque, N.M.

★ A 2004 graduate of Mililani High School on Oahu.

★ Earned two varsity letters in football.

★ Named to the 2004 all-league team.

★ Also earned one varsity letter in track and was an honor roll student.

★ Has two brothers and one sister.

★ Younger brother Luke is a long snapper at Hawaii.

★ Majored in economics at Hawaii.





Terrence JOHNSON

43

HT: 5-9 WT: 190

Born: 7/5/86

Exp. (NFL/Patriots): Rookie Acq: FA-10

College: California (Pa.) Hometown: Pittsburgh, Pa.

★ ★ ★ DEFENSIVE BACK ★ ★ ★

CAREER TRANSACTIONS

Terrence Johnson was signed by the Patriots as a rookie free agent on April 29, 2010 ... Released by the Patriots (8/23/10) ... Re-signed by the Patriots (8/29/10) ... Released by the Patriots (8/31/10).

COLLEGE

- ★ Johnson was a four-year player at California University of Pennsylvania.
- ★ He finished his career as one of the most decorated

defensive players in school history with 178 total tackles and 16 interceptions.

★ He led the team in interceptions in each of his years with the program.

★ Also a skilled special teams player, he was selected an American Football Conference Association (AFCA) and Associated Press All-American.

PERSONAL

- ★ Born July 5, 1986.
- ★ Played football at Woodland Hills in Pittsburgh, Pa.



Ted LARSEN

62

HT: 6-2 WT: 305

Born: 6/13/87

Exp. (NFL/Patriots): Rookie Acq: D6-10 (2015th)

College: North Carolina State Hometown: Palm Harbor, Fla.

★ ★ ★ OFFENSIVE LINE ★ ★ ★

CAREER TRANSACTIONS

Ted Larsen was drafted by the New England Patriots in the sixth round (205th overall) of the 2010 NFL Draft ... Released by the Patriots (9/4/10).

COLLEGE

- ★ Began his career as a defensive tackle before moving to center as a Junior.
- ★ Started 30-of-43 games at North Carolina State (5 starts in 23 games at defensive tackle; 25 starts in 25 games at center).
- ★ Recorded 23 tackles (13 solos) with four sacks for minus 32 yards, 5.5 stops for losses totaling 34 yards, one quarterback pressure, a pass deflection and a forced fumble.
- ★ On offense, Larsen registered 185 knockdowns/key blocks with 19 touchdown-resulting blocks and eight downfield blocks.
- ★ Penalized eight times and allowed 6.5 sacks with seven pressures.

PERSONAL

- ★ Born June 13, 1987.
- ★ Majored in History
- ★ Father, Robert, played defensive end at Wichita State from 1972-1976.
- ★ Attended University (Palm Harbor, Fla.) High School.
- ★ Named by The Florida Athletic Coaches Association as the District Player of the Year following his senior season.
- ★ Chosen All-Pinellas County first-team and All-Sun Coast Florida second-team, as he recorded 65 tackles, including eight sacks while also blocking a kick.



**Damione
LEWIS**

92

HT: 6-2 WT: 301

Born: 3/1/78 Exp. (NFL/Patriots): 10/1

GP/GS (Playoffs): 131/65 (3/1) Acq: FA(Car)-10

College: Miami (Fla.) Hometown: Sulphur Springs, Texas



DEFENSIVE LINE



CAREER TRANSACTIONS

Originally drafted by the St. Louis Rams in the first round of the 2001 draft (12th overall) ... Signed by the Carolina Panthers as an unrestricted free agent (3/14/06) ... Released by Carolina (3/4/10) ... Signed by the New England Patriots on (4/10/10) ... Released by the Patriots (9/3/10).

SEASONAL REVIEWS

2009 (16/16 — Carolina)

- ★ Started in all 16 games for the first time in his career, playing along the defensive line and finished with a career-high 65 total tackles, one half sack and one fumble recovery.
- ★ Tallied a fumble recovery vs. Philadelphia (9/13).
- ★ Registered a half sack along with seven tackles at the N.Y. Jets (11/29).
- ★ Recorded a season-high 11 tackles at New England (12/13).

2008 (15/15, 1/1 — Carolina)

- ★ Started all 15 games that he played in and finished with 48 total tackles, 3.5 sacks, 11 quarterback hurries, two forced fumbles, one fumble recovery and five passes defended.
- ★ Missed the regular-season-finale at New Orleans (12/28) with an injury.
- ★ Started in the postseason game vs. Arizona (1/10), recording a five-yard sack of QB Kurt Warner in the first quarter.
- ★ Sacked and forced a fumble of QB Jeff Garcia in the fourth quarter vs. Tampa Bay (12/8).

2007 (15/2 — Carolina)

- ★ Played in 15 games with two starts and was inactive for one contest.
- ★ Finished the season with 32 tackles, 3.5 sacks, seven quarterback hurries, one pass defended and one fumble recovery.
- ★ His 3.5 sacks tied for the team lead with Na'il Diggs.
- ★ Contributed to a defense that ranked 11th in the NFL in yards-per-play and fourth in rushing yards per attempt.
- ★ Sacked 49ers QB Trent Diller for a four-yard loss in the first quarter vs. San Francisco (12/2) and added a fumble recovery and was part of a defensive effort that generated a season-high six quarterback sacks and limited the 49ers to 59 yards rushing and 195 total yards.

2006 (16/3 — Carolina)

- ★ Played in 16 games with three starts and posted 30 total tackles, 4.5 sacks, 11 quarterback pressures, one forced fumble and three passes defended.
- ★ Key contributor on a defensive unit that finished seventh in the NFL in total defense and tied for eighth in scoring defense, allowing 19.1 points per game.

2005 (16/7 — St. Louis)

- ★ Played in 16 games with seven starts for the Rams



EXTRA POINTS

- ★ Related to hurdler McClintone Neal who won a gold medal in the 400-meter hurdles at the 1992 Olympics and ran in the 1996 Olympic Games in Atlanta.
- ★ Kicked off a summer reading blitz called "Read Between the Lines" with Stephen Neal and Sebastian Vollmer at the Ahearn Middle School in Foxborough to promote reading.

and finished with 45 tackles, one sack, 23 quarterback pressures, one forced fumble and one fumble recovery.

- ★ Started the final seven games of the season.

2004 (16/10, 2/1 — St. Louis)

- ★ Played in 16 games and started the first 10 games of the season.
- ★ Amassed a career-high 61 tackles and five sacks and added eight quarterback pressures, one forced fumble and two passes defended.
- ★ Appeared in both of the Rams playoff games, including a start in the NFC Divisional Playoff game at Atlanta (1/15).
- ★ Tallied a season-high six tackles and one sack vs. Arizona (9/12).
- ★ Equaled season-best six tackles at Miami (10/24).
- ★ Generated a sack and forced fumble on the same play when he brought down Tom Brady vs. New England (11/7), allowing teammate Leonard Little to recover the fumble in the end zone for a touchdown.

2003 (12/7, 1/0 — St. Louis)

- ★ Played in 12 games with seven starts and was inactive for four contests.
- ★ Finished the season with 34 tackles, a half sack, 13 quarterback pressures, one forced fumble and one pass defended.
- ★ Started the first seven games before suffering an injury at Pittsburgh (10/26) that caused him to miss the next four games.
- ★ Saw action in the NFC Divisional Playoff game vs. Carolina (1/10).

2002 (16/2 — St. Louis)

- ★ Played in 16 games with two starts and finished with 44 tackles, four sacks, 14 quarterback pressures and one pass defended.
- ★ Key contributor on a defensive unit that finished seventh in the NFL in total defense and tied for eighth in scoring defense, allowing 19.1 points per game.



2005 (16/7 — St. Louis)

- ★ Played in 16 games with seven starts for the Rams and finished with 45 tackles, one sack, 23 quarterback pressures, one forced fumble and one fumble recovery.
- ★ Started the final seven games of the season.

2004 (16/10, 2/1 — St. Louis)

- ★ Played in 16 games and started the first 10 games of the season.
- ★ Amassed a career-high 61 tackles and five sacks and added eight quarterback pressures, one forced fumble and two passes defended.
- ★ Appeared in both of the Rams playoff games, including a start in the NFC Divisional Playoff game at Atlanta (1/15).
- ★ Tallied a season-high six tackles and one sack vs. Arizona (9/12).
- ★ Equaled season-best six tackles at Miami (10/24).
- ★ Generated a sack and forced fumble on the same play when he brought down Tom Brady vs. New England (11/7), allowing teammate Leonard Little to recover the fumble in the end zone for a touchdown.

2003 (12/7, 1/0 — St. Louis)

- ★ Played in 12 games with seven starts and was inactive for four contests.
- ★ Finished the season with 34 tackles, a half sack, 13 quarterback pressures, one forced fumble and one pass defended.
- ★ Started the first seven games before suffering an injury at Pittsburgh (10/26) that caused him to miss the next four games.
- ★ Saw action in the NFC Divisional Playoff game vs. Carolina (1/10).

2002 (16/2 — St. Louis)

- ★ Played in 16 games with two starts and finished with 44 tackles, four sacks, 14 quarterback pressures and one pass defended.
- ★ Started at defensive end in place of an injured Grant Wistrom vs. Arizona (12/15) and vs. San Francisco (12/30).
- ★ Accounted for 31 tackles, two sacks and five quarterback pressures in the final eight contests.

- ★ Recorded his first NFL sacks with a two-sack performance vs. Oakland (10/13).
- ★ Had a second two-sack game vs. Chicago (11/18).

2001 (9/3 — St. Louis)

- ★ Played in nine games with three starts before being placed on injured reserve with a broken right foot (11/20).
- ★ Notched 25 tackles and one fumble recovery.
- ★ Started contests at Detroit (10/8), vs. New York Giants (10/14) and at the New York Jets (10/21).
- ★ Tied for the team lead with seven tackles in his NFL debut at Philadelphia (9/9).
- ★ Made his first NFL start on Monday Night Football at Detroit (10/18).

COLLEGE

- ★ Started 41 of the 43 games he played at the University of Miami (Fla.).
- ★ Finished his college career with 220 tackles, 15.5 sacks, five forced fumbles and one fumble recovery.
- ★ As a senior, he was a first-team All-Big East Conference selection and third-team All-America by *The Sporting News*. Recorded 39 tackles, three sacks, and two forced fumbles.
- ★ As a junior in 1999, he was a second-team All-Big East Conference choice, posting 57 tackles, 6.5 sacks, two forced fumbles and one fumble recovery.
- ★ As a sophomore in 1998, he led all Hurricanes defensive linemen with 52 tackles and registered two sacks.
- ★ Started as a freshman and produced a career-high 72 tackles, four sacks, and one forced fumble.
- ★ Redshirted as a true freshman.

PERSONAL

- ★ Damione Lewis was born March 1, 1978.
- ★ Damione and his wife, Silvana have a daughter, Soraya and a son Damione (Manny).
- ★ Attended Sulphur Springs (Texas) High School.
- ★ Majored in liberal arts at Miami.

★ ★ ★ ★ ★ DAMIONE LEWIS ★ ★ ★ ★ ★

Pos: DL Ht: 6-2 Wt: 301 Year: 10th Acq: FA(Car.)-10 College: Miami (Fla.) Born: 3/1/78

REGULAR SEASON			TACKLES					INTERCEPTIONS						MISCELLANEOUS					
Year	Team	G/S	TT	UT	A	S	Yds	No	Yds	Avg	Lg	TD	PD	FF	FR	Yds	TD	SpT	
2001	St. Louis	9/3	25	10	15	0.0	0	0	0	0.0	0	0	0	0	1	0	0	0	
2002	St. Louis	16/2	44	19	25	4.0	20.0	0	0	0.0	0	0	1	0	0	0	0	0	
2003	St. Louis	12/7	34	11	23	0.5	6.0	0	0	0.0	0	0	2	1	0	0	0	0	
2004	St. Louis	16/10	61	24	37	5.0	37.0	0	0	0.0	0	0	2	1	0	0	0	0	
2005	St. Louis	16/7	45	24	21	1.0	4.0	0	0	0.0	0	0	0	1	0	0	0	0	
2006	Carolina	16/3	30	17	13	4.5	29.0	0	0	0.0	0	0	3	1	0	0	0	0	
2007	Carolina	15/2	32	17	15	3.5	19.0	0	0	0.0	0	0	1	0	1	0	0	0	
2008	Carolina	15/15	48	36	12	3.5	15.5	0	0	0.0	0	0	5	1	2	0	0	0	
2009	Carolina	16/16	65	35	30	0.5	2.0	0	0	0.0	0	0	1	0	1	0	0	0	
Totals-9 year		131/65	384	193	191	22.5	132.5	0	0	0.0	0	0	15	5	5	0	0	0	
POSTSEASON			TACKLES					INTERCEPTIONS						MISCELLANEOUS					
Year	Team	G/S	TT	UT	A	S	Yds	No	Yds	Avg	Lg	TD	PD	FF	FR	Yds	TD	SpT	
2001	St. Louis							INJURED RESERVE											
2003	St. Louis	1/0	2	1	1	0.0	0.0	0	0	0.0	0	0	0	0	0	0	0	0	
2004	St. Louis	2/1	7	3	4	1.0	1.0	0	0	0.0	0	0	0	0	0	0	0	0	
2008	Carolina	1/1	3	2	1	1.0	5.0	0	0	0.0	0	0	0	0	0	0	0	0	
Totals-4 years		4/2	12	6	6	2.0	6.0	0	0	0.0	0	0	0	0	0	0	0	0	

★ ★ ★ ★ LEWIS' CAREER GAME-BY-GAME ★ ★ ★ ★ ★

2009	Opponent	P/S	TT	UT	A	S	Yds	Int	Yds	PD	FF	FR	SpT
09/13	Philadelphia	S	1	1	0	-	-	-	-	-	-	-	1
09/20 at	Atlanta	S	3	3	0	-	-	-	-	-	-	-	-
09/28 at	Dallas	S	4	2	2	-	-	-	-	-	-	-	-
10/11	Washington	S	7	2	5	-	-	-	-	-	-	-	-
10/18 at	Tampa Bay	S	1	0	1	-	-	-	-	-	-	-	-
10/25	Buffalo	S	6	3	3	-	-	-	-	-	-	-	-
11/1 at	Arizona	S	2	1	1	-	-	-	-	-	-	-	-
11/8 at	New Orleans	S	3	2	1	-	-	-	-	-	-	-	-
11/15	Atlanta	S	2	2	0	-	-	-	-	-	-	-	-
11/19	Miami	S	4	4	0	-	-	-	-	-	-	-	-
11/29 at	N.Y. Jets	S	7	4	3	0.5	2.0	-	-	-	-	-	-
12/06	Tampa Bay	S	6	3	3	-	-	-	-	-	-	-	-
12/13 at	New England	S	11	5	6	-	-	-	-	-	-	-	-
12/20	Minnesota	S	3	2	1	-	-	-	-	-	-	-	-
12/27 at	N.Y. Giants	S	4	1	3	-	-	-	-	-	-	-	-
11/15	New Orleans	S	1	0	1	-	-	-	-	-	-	-	-
2009 Totals			16/16	65	35	30	0.5	2.0	0	0	0	0	1 0

2008	Opponent	P/S	TT	UT	A	S	Yds	Int	Yds	PD	FF	FR	SpT
09/07 at	San Diego	S	2	1	1	-	-	-	-	-	-	-	-
09/14	Chicago	S	2	2	0	1.0	8.0	-	-	-	-	-	-
09/21 at	Minnesota	S	5	4	1	-	-	-	-	-	-	-	-
09/28	Atlanta	S	3	3	0	-	-	-	-	-	-	-	-
10/05	Kansas City	S	2	1	1	-	-	-	-	-	-	-	1
10/12 at	Tampa Bay	S	4	3	1	-	-	-	1	-	-	-	-
10/19	New Orleans	S	2	1	1	-	-	-	1	-	-	-	-
10/26	Arizona	S	2	0	0	-	-	-	1	-	-	-	-
11/09 at	Oakland	S	4	3	1	-	-	-	-	-	-	-	-
11/16	Detroit	S	5	2	3	0.5	4.5	-	-	-	1	-	-
11/23 at	Atlanta	S	3	3	0	1.0	0.0	-	-	-	-	-	-
11/30 at	Green Bay	S	5	5	0	-	-	-	-	-	-	-	-
12/08	Tampa Bay	S	2	1	1	1.0	3.0	-	-	-	1	-	1
12/14	Denver	S	2	2	0	-	-	-	-	-	-	-	-
12/21 at	N.Y. Giants	S	5	3	2	-	-	-	-	-	-	-	-
12/28 at	New Orleans					Inactive							
2008 Totals			15/15	48	36	12	3.5	15.5	0	0	5	1	2 0
01/10	Arizona	S	3	2	1	1.0	5.0	-	-	-	-	-	-
2008 Postseason			1/1	3	2	1	1.0	5.0	0	0	0	0	0 0

2007	Opponent	P/S	TT	UT	A	S	Yds	Int	Yds	PD	FF	FR	SpT
09/09 at	St. Louis	p	1	1	0	-	-	-	-	-	-	-	-
09/16	Houston	p	4	3	1	-	-	-	-	-	-	-	-
09/23 at	Atlanta	p	2	1	1	-	-	-	-	-	-	-	-
09/30	Tampa Bay	p	3	2	1	-	-	-	-	-	-	-	-
10/07 at	New Orleans	p	2	0	2	-	-	-	-	-	-	-	-
10/14 at	Arizona	p	4	2	3	0.5	2.0	-	-	-	-	-	-
10/28	Indianapolis	p	-	-	-	-	-	-	-	-	-	-	-
11/04 at	Tennessee	p	4	2	2	2.0	13.0	-	-	-	-	-	-
11/11	Atlanta	p	-	-	-	-	-	-	-	-	-	-	-
11/18 at	Green Bay					Inactive							
11/25	New Orleans	p	3	0	3	-	-	-	-	-	1	-	-
12/02	San Francisco	S	1	1	0	1.0	4.0	-	-	-	-	-	1
12/09 at	Jacksonville	p	2	1	1	-	-	-	-	-	-	-	-
12/16	Seattle	S	2	2	0	-	-	-	-	-	-	-	-
12/22	Dallas	p	2	1	1	-	-	-	-	-	-	-	-
12/30 at	Tampa Bay	p	1	1	0	-	-	-	-	-	-	-	-
2007 Totals			15/12	32	17	15	3.5	19.0	0	0	1	0	1 0

2006	Opponent	P/S	TT	UT	A	S	Yds	Int	Yds	PD	FF	FR	SpT
09/10	Atlanta	p	3	1	2	1.0	7.0	-	-	-	-	-	-
09/17 at	Minnesota	p	3	2	1	1.0	2.0	-	-	-	-	-	-
09/24 at	Tampa Bay	p	3	2	1	-	-	-	-	-	-	-	-
10/01	New Orleans	p	3	1	2	-	-	-	2	1	-	-	-
10/08	Cleveland	p	3	2	1	-	-	-	-	-	-	-	-
10/15 at	Baltimore	p	-	-	-	-	-	-	-	-	-	-	-
10/22 at	Cincinnati	p	2	2	0	1.0	0.0	-	-	-	-	-	-
10/29	Dallas	p	1	1	0	-	-	-	-	-	-	-	-
11/13	Tampa Bay	p	2	0	2	-	-	-	-	-	-	-	-
11/19	St. Louis	p	3	1	2	1.5	20.0	-	-	-	-	-	-
11/26 at	Washington	S	3	3	0	-	-	-	-	-	-	-	-
12/04 at	Philadelphia	S	1	0	1	-	-	-	1	-	-	-	-
12/10	N.Y. Giants	p	-	-	-	-	-	-	-	-	-	-	-
12/17	Pittsburgh	p	1	0	1	-	-	-	-	-	-	-	-
12/24 at	Atlanta	p	1	1	0	-	-	-	-	-	-	-	-
12/31 at	New Orleans	S	1	1	0	-	-	-	-	-	-	-	-
2006 Totals			16/13	30	17	13	4.5	29.0	0	0	3	1	0 0


2005	Opponent	P/S	TT	UT	A	S	Yds	Int	Yds	PD	FF	FR	SpT
09/11 at	San Francisco	p	2	1	1	-	-	-	-	-	-	-	-
09/18 at	Arizona	p	2	2	0	-	-	-	-	-	-	-	-
09/25	Tennessee	p	2	1	1	-	-	-	-	-	-	-	-
10/02 at	N.Y. Giants	p	1	0	1	-	-	-	-	-	-	-	-
10/09	Seattle	p	3	1	2	-	-	-	-	-	-	-	-
10/17 at	Indianapolis	p	3	3	0	-	-	-	-	-	-	-	-
10/23	New Orleans	p	-	-	-	-	-	-	-	-	-	-	-

10/30	Jacksonville	p	1	0	1	-	-	-	-	-	-	-	-
11/13 at	Seattle	p	3	3	0	-	-	-	-	-	-	-	-
11/20	Arizona	S	4	2	2	-	-	-	-	-	-	1	-
11/27 at	Houston	S	6	1	5	-	-	-	-	-	-	-	-
12/04	Washington	S	8	5	3	-	-	-	-	-	-	-	-
12/11 at	Minnesota	S	2	1	1	-	-	-	-	-	-	-	-
12/18	Philadelphia	S	2	0	2	-	-	-	-	-	1	-	-
12/24	San Francisco	S	4	4	0	1.0	4.0	-	-	-	-	-	-
01/01 at	Dallas	S	2	0	2	-	-	-	-	-	-	-	-
2005 Totals			16/17	45	24	21	1.0	4.0	0	0	0	1	1 0

2004	Opponent	P/S	TT	UT	A	S	Yds	Int	Yds	PD	FF	FR	SpT
09/12	Arizona	S	6	3	3	1.0	8.0	-	-	-	-	-	-
09/19 at	Atlanta	S	5	2	3	-	-	-	-	-	-	-	-
09/26	New Orleans	S	5	2	3	-	-	-	-	1	-	-	-
10/03 at	San Francisco	S	4	1	3	-	-	-	-	1	-	-	-
10/10 at	Seattle	S	5	3	2	-	-	-	-	-	-	-	-
10/18	Tampa Bay	S	1	0	1	-	-	-	-	-	-	-	-
10/24 at	Miami	S	6	2	4	1.0	8.0	-	-	-	-	-	-
11/07	New England	S	4	3	1	1.0	6.0	-	-	-	1	-	-
11/14	Seattle	S	3	1	2	-	-	-	-	-	-	-	-
11/21 at	Buffalo	S	2	0	2	-	-	-	-	-	-	-	-
11/29 at	Green Bay	p	2	0	2	-	-	-	-	-	-	-	-
12/05	San Francisco	p	5	3	2	1.0	9.0	-	-	-	-	-	-
12/12 at	Carolina	p	2	1	1	-	-	-	-	-	-	-	-
12/19 at	Arizona	p	4	0	4	-	-	-	-	-	-	-	-
12/27	Philadelphia	p	4	2	2	-	-	-	-	-	-	-	-
01/02	N.Y. Jets	p	3	1	2	1.0	6.0	-	-	-	-	-	-
2004 Totals			16/10	61	24	37	5.0	37.0	0	0	2	1	0 0
01/08 at	Seattle	p	4	1	3	1.0	1.0	-	-	-	-	-	-
01/15 at	Atlanta	S	3	2	1	-	-	-	-	-	-	-	-
2004 Postseason			2/1	7	3	4	1.0	1.0	0	0	0	0	0 0

2003	Opponent	P/S	TT	UT	A	S	Yds	Int	Yds	PD	FF	FR	SpT
09/07 at	N.Y. Giants	S	6	2	4	-	-	-	-	1	-	-	-
09/14	San Francisco	S	2	0	2	-	-	-	-	-	-	-	-
09/21 at	Seattle	S	4	1	3	-	-	-	-	-	-	-	-
09/28	Arizona	S	3	0	3	-	-	-	-	-	-	-	-
10/13	Atlanta	S	3	1	2	-	-	-	-	-	-	-	-
10/19	Green Bay	S	3	1	2	0.5	6.0	-	-	-	-	-	-
10/26 at	Pittsburgh	S	1	0	1	-	-	-	-	-	-	-	-
11/02 at	San Francisco					Inactive							
11/09	Baltimore					Inactive							
11/16 at	Chicago					Inactive							
11/23 at	Arizona					Inactive							
11/30	Minnesota	p	3	2	1	-	-	-	-	-	1	-	-
12/08 at	Cleveland	p	1	0	1	-	-	-	-	-	-	-	-
12/14	Seattle	p	1	0	1	-	-	-	-	1	-	-	-
12/21	Cincinnati	p	2	2	0	-	-	-	-	-	-	-	-
12/28 at	Detroit	p	5	2	3	-	-	-	-	-	-	-	-
2003 Totals			12/17	34	11	23	0.5	6.0	0	0	2	1	0 0
01/10	Carolina	p	2	1	1	-	-	-	-	-	-	-	-
2003 Postseason			1/0	2	1	1	0.0	0.0	0	0	0	0	0 0

2002	Opponent	P/S	TT	UT	A	S	Yds	Int	Yds	PD	FF	FR	SpT
09/08	at Denver	p	3	1	2	-	-	-	-	-	-	-	-
09/15	N.Y. Giants	p	2	0	2	-	-	-	-	-	-	-	-
09/23	at Tampa Bay	p	3	0	3	-	-	-	-	-	-	-	-
09/29	Dallas	p	2	1	1	-	-	-	-	-	-	-	-
10/06	at San Francisco	p	1	0	1	-	-	-	-	-	-	-	-
10/13	Oakland	p	2	2	0	2.0	12.0	-	-	1	-	-	-
10/20	Seattle	p	-	-	-	-	-	-	-	-	-	-	-
11/03	at Arizona	p	-	-	-	-	-	-	-	-	-	-	-
11/10	San Diego	p	3	2	1	-	-	-	-	-	-	-	-
11/18	Chicago	p	6	2	4	2.0	8.0	-	-	-	-	-	-
11/24	at Washington	p	4	3	1	-	-	-	-	-	-	-	-
12/01	at Philadelphia	p	1	0	1	-	-	-	-	-	-	-	-
12/08	at Kansas City	p	6	4	2	-	-	-	-	-	-	-	-
12/15	Arizona	S	1	1	0	-	-	-	-	-	-	-	-
12/22	at Seattle	p	4	0	4	-	-	-	-	-	-	-	-
12/30	San Francisco	S	6	3	3	-	-	-	-	-	-	-	-
2002 Totals			16/2	14	19	25	4.0	20.0	0	0	1	0	0



Laurence MARONEY

39

HT: 5-11 WT: 220

Born: 2/5/85 Exp. (NFL/Patriots): 5/5

GP/GS (Playoffs): 45/14 (7/2) Acq: D1-06 (21st)

College: Minnesota Hometown: St. Louis, Mo.

★ ★ ★ RUNNING BACK ★ ★ ★

CAREER TRANSACTIONS

Laurence Maroney was drafted by the New England Patriots in the first round (21st overall) of the 2006 NFL Draft ... Signed by the Patriots (7/27/06) ... Placed on injured reserve with a shoulder injury (10/20/08).

CAREER HIGHLIGHTS

- ★ Rushed for a career-high nine touchdowns in 2009.
- ★ In 2007, Maroney ran for 100 or more yards in four of his final six games, including two playoff contests. Of the top 10 single-game rushing totals by Patriots players this decade, Maroney cracked that list three times over a four-game span, totaling 156 yards against Miami (12/23/07) and following that up with back-to-back 122-yard performances against Jacksonville (1/12/08) and San Diego (1/20/08).
- ★ In 2007, Maroney had five 100-yard rushing games, including two in the playoffs. His five 100-yard games were the most for a Patriot since Corey Dillon tied the franchise record with nine 100-yard performances in 2004.
- ★ Maroney rushed for a 59-yard touchdown against Miami on Dec. 23, 2007, marking the longest run by a Patriot since 1998, when Sedrick Shaw scampered for 71 yards in the season finale against the New York Jets.
- ★ Maroney has recorded four multiple-touchdown games in his career entering 2010.
- ★ As a rookie in 2006, Maroney led the team and finished second in the NFL with a 28.0-yard kickoff return average (783 yards on 28 returns).
- ★ Maroney was named AFC Special Teams Player of the Week after returning a kickoff 77 yards at Buffalo on Oct. 22, 2006.

SEASONAL REVIEWS

2010 (1/0)

- ★ Was inactive in the season opener against the Bengals (9/12).

2009 (15/5, 1/1)

- ★ Played in a career-high 15 games with five starts and led the team with 757 yards rushing on 194 attempts with nine touchdowns, and caught 14 passes for 99 yards.
- ★ Set a career-high with nine rushing touchdowns. His previous career high was the six he recorded in 2006 and 2007.
- ★ Also returned 13 kickoffs for 279 yards, including a 52-yard kickoff return in the season-opener vs. Buffalo (9/14).
- ★ Registered his seventh career 100-yard game with 123 yards vs. Tennessee (10/18) and scored on a 45-yard touchdown run in the Patriots' 59-0 win.
- ★ Scored a rushing touchdown in six straight games from 10/18 vs. Tennessee through 11/30 at New Orleans., which is tied for the second longest streak in New England history.
- ★ Had back-to-back games with two rushing



EXTRA POINTS

- ★ Laurence established the Laurence Maroney 39 Foundation, a non-profit organization whose mission is to assist in the personal and economic development of disadvantaged youth.
- ★ Laurence earned the nickname "Kool-Aid" as a youngster in St. Louis. While trying to put out a small fire in his backyard, he ran inside and grabbed the first liquid he saw, a pitcher of Kool-Aid. The nickname "Kool-Aid" has stuck ever since.

touchdowns during that stretch with two vs. N.Y. Jets (11/11) and two at New Orleans (11/30).

- ★ Was inactive for the regular-season finale at Houston (1/3) but returned to the starting lineup in the postseason game vs. Baltimore (1/10).

2008 (3/3)

- ★ Started three of the season's first four games and had 28 rushes for 93 yards.
- ★ Was placed on injured reserve with a shoulder injury (10/20).
- ★ Started at running back and tallied a season-high 51 yards on 10 carries against Kansas City (9/7).
- ★ Made the start at running back, tallying eight carries for 16 yards at the N.Y. Jets (9/14).
- ★ Returned to action, making the start at running back at San Francisco (10/5).

2007 (13/6, 3/1)

- ★ Played in 13 games while making six starts at running back in 2007.
- ★ Played in three postseason games with one start.
- ★ Set single-season career highs in rushing attempts (185) and rushing yards (835).
- ★ Led the Patriots with three touchdowns in the 2007 playoffs.
- ★ Made his first career start at running back and set a then career high for rushing attempts with 20 in the Patriots' win at the N.Y. Jets (9/9).
- ★ Started at running back and tallied his second career 100-yard rushing game with 103 yards on 19 carries against Buffalo (9/23).
- ★ Took in his first rushing touchdown of the season from six yards out in the Patriots' win at Buffalo (11/18).
- ★ Notched the game-winning touchdown, a 4-yard score and his second in as many games, in the Patriots' comeback win over Philadelphia (11/25).
- ★ Set a single-game career high for receiving yards with 79 in the Patriots' victory at Baltimore (12/3).



★ ★ ★ HONORS & AWARDS ★ ★ ★

2006

Diet Pepsi NFL Rookie of the Week – Week 4
FedEx Ground Player of the Week – Week 4
Peter King's SI.com Offensive Player of the Week – Week 4
AFC Special Teams Player of the Week – Week 7
Patriots 12th Player Award

★ MARONEY'S SINGLE GAME CAREER HIGH ★

Regular Season

Rushing

Attempts:	26	vs. N.Y. Jets (12/16/07)
Yards:	156	vs. Miami (12/23/07)
Avg. (min. 10 att.):	11.1	vs. Miami (12/23/07)
Long:	59	vs. Miami (12/23/07)
Touchdowns:	2	Four, most recent at New Orleans (11/30/09)

Receiving

Receptions:	5	vs. Denver (9/24/06)
Yards:	79	at Baltimore (12/3/07)
Long:	31	at Baltimore (12/3/07)
Touchdowns:	1	at Green Bay (11/19/06)

★ Earned his second 100-yard rushing game of the season while setting a single-game career high with 26 carries in the Patriots' win over the N.Y. Jets (12/16).

★ Established single-game career highs in rushing yards, yards per carry and turned in the longest run of his career while chewing up 156 yards on 14 carries (11.1 avg. per carry) and a touchdown against Miami (12/23). Tallied his fourth rushing touchdown of the season while shedding several Dolphin tackles on a 59-yard dash.

★ Tied a single-game career high with two rushing touchdowns in the Patriots' win over the N.Y. Giants (12/29). Reached the end zone on a 6-yard touchdown and a 5-yard touchdown while adding the first 2-point conversion of his career against the Giants.

★ Gained his first 100-yard playoff performance with 122 yards on 22 carries and one touchdown in the Patriots' win over Jacksonville (1/12) in the AFC Divisional playoffs. His 122 rushing yards were the third highest single-game total in Patriots' playoff history.

★ Registered his second straight 100-yard rushing performance of the postseason by posting 122 yards on 25 carries and his second rushing touchdown in as many games in the Patriots' win over San Diego in the AFC Championship Game (1/20).

★ Took in his third rushing touchdown of the playoffs on a 1-yard scoring plunge against the N.Y. Giants in Super Bowl XLII (2/3). Returned four kickoffs for 94 yards against the Giants.

2006 (14/0, 3/0)

★ Played in 14 games as a running back and kick returner in his rookie season.

★ Finished second on the team to Corey Dillon with 175 rushes for 745 yards and six touchdowns.

★ Led the team and finished second in the NFL with a 28.0-yard kickoff return average.

★ Led the team in rushing yards seven times (vs. BUF, vs. DEN, at CIN, vs. IND, at GB, at JAX, at TEN).

★ Recorded his first career NFL touchdown with a 1-yard run against the N.Y. Jets (9/17).

★ Named FedEx Ground Player of the Week and Diet Pepsi Rookie of the Week after registering his first career 100-yard rushing game in the Patriots' victory over Cincinnati (10/01).

★ Named AFC Special Teams Player of the Week after returning two kickoffs for 100 yards, including a 74-yard return in the first quarter against Buffalo (10/22).

★ Received the Patriots 12th Player Award.

★ At Cincinnati (10/1), named FedEx Ground Player of the Week and Diet Pepsi Rookie of the Week after carrying the ball 15 times for 125 yards and two touchdowns. Gave the Patriots a 7-6 lead with an 11-yard touchdown run in the second quarter. Collected his second touchdown of the afternoon on a 25-yard jaunt in the third quarter.

★ At Buffalo (10/22), named AFC Special Teams Player of the Week after returning two kickoffs for 100 yards. Returned a first quarter kickoff 74 yards to the Buffalo 21-yard line, setting up the Patriots second touchdown of the afternoon.

★ Against Minnesota (10/30), answered a Vikings punt return for touchdown with a momentum-changing 77-yard return on the ensuing kickoff in the third quarter.

COLLEGE

★ One of three players in Big Ten history to rush for over 1,000 yards in each of their first three seasons (Ron Dayne, Wisconsin and Sedrick Irvin, Michigan State).

★ Finished his three-year college career ranking second on Minnesota's all-time career list with 3,933 yards and 32 touchdowns on 660 rushing attempts (6.0 avg).

★ Added 21 receptions for 198 yards and one touchdown and 28 kickoff returns for 667 yards and one touchdown.

★ His 4,797 all-purpose yards rank second in Minnesota annals.

★ Also ranks second in school history with 21 100-yard rushing performances and ranks fourth with 34 total touchdowns.

★ From 2003-04, Maroney and Marion Barber III became the first running back tandem in NCAA Division I-A history from the same team to each gain over 1,000 yards rushing in consecutive seasons.

★ Holds a school record with 16 consecutive games with at least one run for 20 yards or longer.

★ In 2005, his final season at Minnesota, ranked fifth in the nation in rushing, averaging 133.1 yards per game.

★ Led the team with a school-record 1,464 yards and 10 touchdowns on 281 carries (5.2 avg).

PERSONAL

★ Laurence Maroney was born the son of Terri Terrell on February 5, 1985 in St. Louis, Mo.

★ Attended Normandy (St. Louis, Mo.) High School, where he was a four-time All-Conference selection.

★ Named to the all-metro and all-area teams three times and was twice an all-state pick.

★ Selected St. Louis Player of the Year in 2002.

★ Totaled 4,808 yards on 608 carries with 56 touchdowns in his career.

★ Exploded for 1,948 yards on 210 attempts his senior season with 25 touchdowns, averaging 9.3 yards per carry in 2002.

★ Lettered three times in track, twice in basketball and once in baseball.

★ Was a state champion in the 4x400 and finished third at the state finals in the 200 meters.

★ Named MVP of his basketball team twice.

★ In 2007, served dinner to the homeless at the Pine Street Inn in Boston.

★ Was a Pre-Intercollegiate Program major at Minnesota.


★ ★ ★ ★ ★ LAURENCE MARONEY ★ ★ ★ ★ ★

Pos: RB Ht: 5-11 Wt: 220 Year: 5th Acq: D1-06 (21st) College: Minnesota Born: 2/5/85

REGULAR SEASON			RUSHING					RECEIVING					KICK RETURNS					PUNT RETURNS					
Year	Team	G/S	No	Yds	Avg	Lg	TD	No	Yds	Avg	Lg	TD	No	Yds	Avg	Lg	TD	No	FC	Yds	Avg	Lg	TD
2006	Patriots	14/0	175	745	4.3	41	6	22	194	8.8	31	1	28	783	28.0	77	0	0	0	0.0	0	0	0
2007	Patriots	13/6	185	835	4.5	59t	6	4	116	29.0	43	0	0	0	0.0	0	0	0	0	0.0	0	0	0
2008	Patriots	3/3	28	93	3.3	17	0	0	0	0.0	0	0	0	0	0.0	0	0	0	0	0.0	0	0	0
2009	Patriots	15/5	194	757	3.9	45t	9	14	99	7.1	17	0	13	279	21.5	52	0	0	0	0.0	0	0	0
Totals-4 years		45/14	582	2430	4.2	59t	21	40	409	10.2	43	1	41	1062	25.9	77	0	0	0	0.0	0	0	0
POSTSEASON			RUSHING					RECEIVING					KICK RETURNS					PUNT RETURNS					
Year	Team	G/S	No	Yds	Avg	Lg	TD	No	Yds	Avg	Lg	TD	No	Yds	Avg	Lg	TD	No	FC	Yds	Avg	Lg	TD
2006	Patriots	3/0	31	87	2.8	9	0	1	6	6.0	6	0	6	120	20.0	29	0	0	0	0.0	0	0	0
2007	Patriots	3/1	61	280	4.6	29	3	5	61	12.2	33	0	6	137	22.8	43	0	0	0	0.0	0	0	0
2009	Patriots	1/1	1	2	2.0	2	0	0	0	0.0	0	0	0	0	0.0	0	0	0	0	0.0	0	0	0
Totals-3 years		7/2	93	369	4.0	29	3	6	67	11.2	33	0	12	257	21.4	43	0	0	0	0.0	0	0	0

★ ★ ★ ★ ★ LAURENCE MARONEY'S CAREER GAME-BY-GAME ★ ★ ★ ★ ★

Rushing														Receiving					Kick Returns									
2006	Opponent	P/S	No	Yds	Avg	Lg	TD	No	Yds	Avg	Lg	TD	No	Yds	Avg	Lg	TD	No	FC	Yds	Avg	Lg	TD					
09/10	Buffalo	p	17	86	5.1	27	0	-	-	-	-	3	59	19.7	24	0	W	19-17										
09/17	at N.Y. Jets	p	16	65	4.1	14	1	-	-	-	-	2	65	32.5	39	0	W	24-17										
09/24	Denver	p	12	18	1.5	5	0	5	61	12.2	31	0	3	66	22.0	24	0	L	7-17									
10/01	at Cincinnati	p	15	125	8.3	41	2	1	15	15.0	15	0	-	-	-	-	W	38-13										
10/08	Miami	p	18	38	2.1	11	0	-	-	-	-	2	45	22.5	25	0	W	20-10										
10/22	at Buffalo	p	8	29	3.6	14	0	1	1	1.0	1	0	2	100	50.0	74	0	W	28-6									
10/30	at Minnesota	p	8	34	4.3	22	0	2	33	16.5	20	0	2	91	45.5	77	0	W	31-7									
11/05	Indianapolis	p	13	63	4.8	17	0	1	-1	-1.0	-1	0	5	139	27.8	31	0	L	20-27									
11/12	N.Y. Jets	p	12	37	3.1	10	0	-	-	-	-	3	89	29.7	36	0	L	14-17										
11/19	at Green Bay	p	19	82	4.3	15	0	4	34	8.5	19t	1	-	-	-	-	W	35-0										
11/26	Chicago	p	13	33	2.5	8	1	4	45	11.3	20	-	4	95	23.8	35	0	W	17-13									
12/03	Detroit	p	4	14	3.5	8	0	-	-	-	-	1	25	25.0	25	0	W	28-21										
12/10	at Miami	p	Inactive	Inactive	Inactive	Inactive	Inactive	L	0-21								W	30-31										
12/17	Houston	p	Inactive	Inactive	Inactive	Inactive	Inactive	W	40-7								W	40-7										
12/24	at Jacksonville	p	7	48	6.9	27t	1	2	10	5.0	6	0	1	9	9.0	9	0	W	24-21									
12/31	at Tennessee	p	13	73	5.6	31	1	2	-4	-2.0	-1	0	-	-	-	-	W	40-23										
2006 Totals		14/0	175	745	4.3	41	6	22	194	8.8	31	1	28	783	28.0	77	0											
01/07	N.Y. Jets	p	18	69	3.8	8	0	-	-	-	-	3	72	24.0	29	0	W	37-16										
01/14	at San Diego	p	5	5	1.0	5	0	-	-	-	-	2	37	18.5	25	0	W	24-21										
01/21	at Indianapolis	p	8	13	1.6	9	0	1	6	6.0	6	0	1	11	11.0	11	0	L	34-38									
2006 Postseason		3/0	31	87	2.8	9	0	1	6	6.0	6	0	6	120	20.0	29	0	2-1										
Rushing														Receiving					Kick Returns									
2007	Opponent	P/S	No	Yds	Avg	Lg	TD	No	Yds	Avg	Lg	TD	No	Yds	Avg	Lg	TD	No	FC	Yds	Avg	Lg	TD					
09/09	at N.Y. Jets	S	20	72	3.6	11	0	-	-	-	-	-	W	38-14														
09/16	San Diego	p	15	77	5.1	14	0	-	-	-	-	-	W	38-14														
09/23	Buffalo	S	19	103	5.4	19	0	-	-	-	-	-	W	38-7														
10/01	at Cincinnati	p	Inactive	Inactive	Inactive	Inactive	Inactive	W	34-13																			
10/07	Cleveland	p	Inactive	Inactive	Inactive	Inactive	Inactive	W	34-17																			
10/14	at Dallas	p	Inactive	Inactive	Inactive	Inactive	Inactive	W	48-27																			
10/21	at Miami	p	6	31	5.2	11	0	-	-	-	-	-	W	49-28														
10/28	Washington	S	14	75	5.4	13	0	2	37	18.5	25	0	-	-	-	-	W	52-7										
11/04	at Indianapolis	p	15	59	3.9	9	0	-	-	-	-	-	W	24-20														
11/18	at Buffalo	p	6	19	3.2	9	1	-	-	-	-	-	W	56-10														
11/25	Philadelphia	p	10	31	3.1	10	1	-	-	-	-	-	W	31-28														
12/03	at Baltimore	S	13	44	3.4	6	0	2	79	39.5	43	0	-	-	-	-	W	27-24										
12/09	Pittsburgh	p	8	18	2.3	10	0	-	-	-	-	-	W	34-13														
12/16	N.Y. Jets	S	26	104	4.0	11	1	-	-	-	-	-	W	20-10														
12/23	Miami	p	14	156	11.1	59t	1	-	-	-	-	-	W	28-7														
12/29	at N.Y. Giants	S	19	46	2.4	13	2	-	-	-	-	-	W	38-35														
2007 Totals		13/6	185	835	4.5	59t	6	4	116	29.0	43	0	0	0	0.0	0	0											
01/12	Jacksonville	p	22	122	5.5	29	1	2	40	20.0	33	0	28	783	28.0	77	0	W	31-20									
01/20	San Diego	p	25	122	4.9	20	1	1	9	9.0	9	0	-	-	-	-	W	21-12										
02/03	N.Y. Giants	S	14	36	2.6	9	1	2	12	6.0	8	0	2	43	21.5	22	0	L	14-17									
2007 Postseason		3/1	61	280	4.6	29	3	5	61	12.2	33	0	4	94	23.5	43	0	2-1										
Rushing														Receiving					Kick Returns									
2008	Opponent	P/S	No	Yds	Avg	Lg	TD	No	Yds	Avg	Lg	TD	No	Yds	Avg	Lg	TD	No	FC	Yds	Avg	Lg	TD					
09/07	Kansas City	S	10	51	5.1	17	0	-	-	-	-	-	W	17-10														
09/14	at N.Y. Jets	S	8	16	2.0	6	0	-	-	-	-	-	W	19-10														
09/21	Miami	p	Inactive	Inactive	Inactive	Inactive	Inactive	L	13-38																			
10/05	at San Francisco	S	10	26	2.6	5	0	-	-	-	-	-	W	30-21														
10/12	at San Diego	p	Inactive	Inactive	Inactive	Inactive	Inactive	L	10-30																			
10/20	Denver	p	Placed on Injured Reserve										W	41-7														
2008 Totals		3/3	28	93	3.3	17	0	0	0	0.0	0	0	0	0.0	0	0	0											
Rushing														Receiving					Kick Returns									
2009	Opponent	P/S	No	Yds	Avg	Lg	TD	No	Yds	Avg	Lg	TD	No	Yds	Avg	Lg	TD	No	FC	Yds	Avg	Lg	TD					
09/14	Buffalo	p	10	32	3.2	11	0	2	9	4.5	7	0	1	52	52.0	52	0	W	25-24									
09/20	at N.Y. Jets	S	6	23	3.8	12	0	-	-	-	-	-	3	60	20.0	20	0	L	9-16									
09/27	Atlanta	S	4	17	4.3	5	0	-	-	-	-	-	1	21	21.0	21	0	W	26-10									
10/04	Baltimore	S	7	6	0.9	5	0	1	17	17.0	17	0	4	75	18.8	20	0	W	27-21									
10/11	at Denver	p	5	21	4.2	10	0	-	-	-	-	-	Let	17-20														
10/18	Tennessee	p	16	123	7.7	45t	1	3	10	3.3	10	0	-	-	-	-	W	59-0										
10/25	at Tampa Bay	S	13	43	3.3	13	1	-	-	-	-	-	W	35-7														
11/08	Miami	p	20	82	4.1	10	1	-	-	-	-	-	W	27-17														
11/15	at Indianapolis	p	13	31	2.4	6	1	2	15	7.5	8	0	-	-	-	-	L	34-35										
11/22	N.Y. Jets	p	22	75	3.4	12	2	-	-	-	-	-	W	31-14														
11/30	at New Orleans	p	15	64	4.3	22	-	3	23	7.7	9	0	-	-	-	-	L	17-38										
12/06	at Miami	S	23	41	3.2	8	0	1	8	8.0	8	0	-	-	-	-	L	21-22										
12/13	Carolina	p	22	94	4.3	17	0	2	17	8.5	12	0	3	51	17.0	20	0	W	20-10									
12/20	at Buffalo	p	23	81	3.5	13	0	-	-	-	-	-	1	20	20.0	20	0	W	17-10									
12/27	Jacksonville	p	5	22	4.4	9	0	-	-	-	-	-	W	35-7														
01/03	at Houston	Inactive	Inactive	Inactive	Inactive	Inactive	Inactive	L	27-34																			
2009 Totals		15/5	194	757	3.9	45t	9	14	99	7.1	17	0	13	279	21.5	52	0	10-6										
01/10	Baltimore	S	1	2	2.0	2	0	-	-	-	-	-	L	14-33														
2009 Postseason		1/1	1	2	2.0	2	0	0	0	0.0	0	0	0	0	0.0	0	0	0-1										



Tyrone McKenzie

44

HT: 6-2 WT: 245

Born: 12/11/85 Exp. (NFL/Patriots): 2/2

GP/GS (Playoffs): 0/0 (0/0) Acq: D3b-09 (97th)

College: South Florida Hometown: Riverview, Fla.

★ ★ ★ LINEBACKER ★ ★ ★

CAREER TRANSACTIONS

Tyrone McKenzie was drafted by the New England Patriots in the third round (97th overall) of the 2009 NFL Draft ... Signed by the Patriots (8/25/09) ... Placed on injured reserve (8/31/09) ... Released by the Patriots (9/4/10) ... Signed to the Patriots practice squad (9/7/10) ... Released by the Patriots (11/6/10).

SEASONAL REVIEWS

2009 (0/0)

★ Missed entire training camp due to an injury and was placed on injured reserve on Aug. 31 and missed his rookie season.

COLLEGE

★ Played in 49 games, making 36 starts while playing at Michigan State, Iowa State and South Florida.

★ Tallied 369 tackles (214 solo) for his college career, including 32 tackles for a loss.

★ Also racked up 4.5 sacks and two career interceptions.

★ Finished his career at South Florida as a consensus first-team All-Big East selection after being named to the All-Big East second team after his junior year.

★ Led South Florida in tackles for the second consecutive season with 116 as a senior in 2008

★ Established school record for tackles in a single season as well as over two consecutive seasons with a total of 237 (121 in 2007 and 116 in 2008).

★ All-Big 12 Second Team selection in 2007, finished eighth in the nation with 10.75 tackles per game in 12 appearances at Iowa State. Had 129 total tackles, including 9.5 tackles for loss with two sacks

★ Forced four fumbles and had one interception with a 17-yard return.

★ Started all 12 games at middle linebacker.

★ Defensive Scout Team Player of the Year at Iowa State while he sat out his transfer season from Michigan State in 2005.

★ Played in 11 games as a true freshman and was credited with three tackles at Michigan State in 2004.



EXTRA POINTS

★ After his freshman season at Michigan St., McKenzie moved home to Riverview, Fla. in the spring of 2005 to help his mother pay the family bills and watch over his three sisters after she had been in a car accident and lost her home day-care business as a result of the multiple surgeries she underwent on her wrists and ankles. In turn, McKenzie worked the overnight shift at a local Hampton Inn — manning the front desk from 11 p.m. to 7 a.m. — and he spent his afternoons at the gym to stay in shape for football.

PERSONAL

★ Tyrone McKenzie was born the son of the late Rupert McKenzie and Ruth McKenzie on December 11, 1985.

★ Attended Riverview (Fla.) High School and was ranked among Florida's top 50 prospects by the *Tampa Tribune*.

★ First-team All-Hillsborough County selection by the *Tampa Tribune*.

★ Rushed for more than 1,400 yards and 16 touchdowns as a senior for coach Dan O'Regan at Riverview High School.


★ Produced four 200-yard rushing games as a senior, including an 80-yard touchdown run.

★ Suffered a broken leg in the second game of his junior year and missed the remainder of the 2002 season.

★ Qualified for the 2004 state 4A track championships in the 110 hurdles.

★ Has three sisters: Tonya, Regina and Kaitlin.

★ Graduated with a degree in business economics from South Florida.



Randy Moss

81

HT: 6-4 WT: 210

Born: 2/13/77 Exp. (NFL/Patriots): 13/4

GP/GS (Playoffs): 190/183 (12/12) Acq: TR (OAK)-07

College: Marshall Hometown: Rand, W.Va.

PRO BOWLS

★ ★ WIDE RECEIVER ★ ★

98 99 00 02 03 07

CAREER TRANSACTIONS

Randy Moss was acquired by the Patriots from the Oakland Raiders on April 29, 2007 in exchange for a fourth-round selection in the 2007 NFL Draft (110th overall – DB John Bowie) ... Originally drafted by the Minnesota Vikings in the first round of the 1998 NFL Draft (21st overall) ... Traded by Minnesota to the Oakland Raiders (3/2/05) in exchange for linebacker Napoleon Harris, a first-round selection in the 2005 NFL Draft (seventh overall – WR Troy Williamson) and a seventh-round selection in the 2005 NFL Draft (219th overall – DB Adrian Ward) ... Re-signed by the Patriots (3/3/08) ... Was traded to the Minnesota Vikings (10/6/10).

CAREER HIGHLIGHTS

★ Over his 12 NFL seasons, Moss has totaled 148 touchdown receptions on 926 career catches. His rate of one touchdown for every 6.25 receptions is the best in NFL history, surpassing Lance Alworth's rate of one touchdown every 6.38 receptions.

★ In 2007, Moss caught an NFL-record 23 touchdown passes, surpassing Jerry Rice's previous record of 22 in 1987. Moss' contributions were a key part of the Patriots' setting several NFL single-season records, including most points in a season (589) and most touchdowns in a season (75) en route to completing the NFL's first 16-0 regular season and tying the league's all-time record with 18 total victories.

★ Moss set a Patriots franchise record with 1,493 receiving yards in 2007, topping Stanley Morgan's previous mark of 1,491 yards in 1986. Moss also set team records for receiving touchdowns (23), overall touchdowns (23) and points scored by a non-kicker (138).

★ On Nov. 18, 2007, Moss caught four touchdown passes against Buffalo, setting a new career high and a new team record for most scoring catches in a game. All of his four touchdowns came in the first half, tying the NFL record for most touchdown catches before halftime and becoming the first player since Roy Green in 1983 to achieve the feat.

★ Moss has recorded ten seasons with 1,000 or more receiving yards and has caught 10 or more touchdown passes in eight seasons. The Marshall product is the only player in NFL history to record 1,000 or more receiving yards in each of his first six NFL seasons.

★ Moss was named to the Associated Press All-Pro Team following the 1998, 2000, 2003 and 2007 seasons and has earned six career Pro Bowl selections (1998, 1999, 2000, 2002, 2003 and 2007).

★ Moss was named AFC Player of the Month for November 2007, totaling 24 receptions for 316 yards and five touchdowns in three games during the month.

★ Moss caught his 100th career touchdown pass while playing in his 132nd career game (10/8/06). Moss and Jerry Rice (100 touchdowns in 120 games) are the only two players in NFL history to record 100 touchdown receptions



EXTRA POINTS

★ Randy's business interests include several franchises of Inta Juice, a Colorado-based juice bar chain, and Moss Motorsports LLC, a NASCAR team that competes in the Craftsman Truck Series.

★ In the Spring of 2008, Randy was honored with a limited-edition envelope produced by the U.S. Postal Service and distributed at post offices in Charleston, W.Va. The envelope was unveiled at a ceremony during which Randy was honored for his commitment to the children of his home state.

★ Last year Randy Moss handed out Thanksgiving food baskets to 50 local families in Charleston, W.Va. as part of a Randy Moss Foundation charitable event.

★ MOSS' SINGLE GAME CAREER HIGHS ★

Regular Season

Receptions:	12	Two times, most recent vs. Buffalo (9/14/09)
Yards:	204	at Chicago (11/14/99)
Average (min. 4 rec.):	38.0	at Green Bay (10/05/98)
Long:	82t	at Detroit (12/09/04)
Touchdowns:	4	at Buffalo (11/18/07)

★ ★ ★ ALL-TIME TD LEADERS ★ ★ ★

ALL-TIME NFL LEADERS / RECEPTIONS PER TOUCHDOWN

Player	Years	TD
Jerry Rice	1985-2004 (20)	208
Emmitt Smith	1990-2004 (15)	175
LaDainian Tomlinson	2001-2010 (10)	153
Randy Moss	1998-2010 (13)	150
Terrell Owens	1996-2010 (15)	147
Marcus Allen	1982-1997 (16)	145
Marshall Faulk	1994-2005 (12)	136

in fewer than 140 NFL games.

★ Moss was named the Most Outstanding Player of the 2002 Pro Bowl after setting records for catches (nine) and receiving yards (212) in the game along with scoring the final touchdown of the day in a 51-31 win by the NFC.

★ Moss led the NFL in receiving touchdowns in 1998, 2000, 2003, 2007 and tied for the lead in 2009. He led the NFC in



receiving yards in 1999 (1,413) and 2002 (1,347). He led the NFC in receptions in 2002 (106) and ranked second in 2003 (111).

★ Moss has caught three or more touchdown passes in a game nine times, including a career-high four scoring catches at Buffalo on Nov. 18, 2007.

SEASONAL REVIEWS

2010 (4/3)

★ Started against Miami, but did not record any catches (10/4).

★ Caught two passes for two touchdowns and 42 yards, including a 35-yard pass from Tom Brady. With his first touchdown of the game, he became only the second player in NFL history to reach 150 receiving touchdowns. Finishing with 14,604 career yards, he moved into fifth place on the NFL all-time receiving list (9/26).

★ Became only the fourth player in NFL history to reach 150 career touchdowns. He accomplished the feat on a 34-yard, one-handed grab in the back of the end zone in the second quarter against the New York Jets (9/19).

★ Caught five passes for 59 yards (11.8 avg.), including a 32-yard catch in the season opener against the Bengals (9/12).

2009 (16/16, 1/1)

★ Started all 16 games and finished with 83 receptions for 1,264 receiving yards and tied for the NFL-lead with 13 touchdowns.

★ Named offensive co-captain by his teammates.

★ Moss' 13 touchdowns are second in Patriots' history to the NFL-record (23) he had in 2007.

★ Became the seventh player in NFL history to reach 14,000 receiving yards and now ranks sixth on the all-time list with 14,465.

★ Became the 11th player to reach the 900 career receptions milestone in 2009 and now ranks 10th with 926 receptions.

★ Reached 1,000-yards receiving in 2009 for the 10th time in his career. He joins Jerry Rice (14 seasons) as the only players in NFL history to record 10 seasons with 1,000 receiving yards.

★ Scored two or more touchdowns in a game three times in 2009 to increase his total to 35 games with two or more touchdown receptions — good for second all-time behind Jerry Rice (44).

★ Moss and Wes Welker each hauled in 12 catches for the Patriots vs. Buffalo (9/14). It was the first time in team history that two players have had at least 12 catches in the same game.

★ Welker and Moss became the first Patriots duo to have back-to-back 1,000-yard seasons (2007-08) and in 2009 stretched that to three straight 1,000 yard seasons. It is the sixth time in NFL history a team has had two players go three straight seasons with 1,000 yards.

★ Hauled in a 55-yard reception along with a 63-yard touchdown reception at Indianapolis (11/5). It was the fourth time in his career that he has had two or more 50-yard receptions in the same game.

★ Scored on four touchdowns of 40 yards or more during the season with a 40-yard touchdown vs. Tennessee (10/18), a 71-yard touchdown vs. Miami (11/8), a 63-yard touchdown at Indianapolis (11/15) and a 58-yard touchdown at Miami (12/6).

★ Had five 100-yard games in 2009 and three games with

★ MOSS: ALL-TIME LEADER IN RECEPTIONS PER TD ★

Over his 12-year NFL career, Randy Moss has averaged one touchdown for every 6.25 receptions, a total that is the best in NFL history among any receiver with at least 500 receptions. Moss has caught 148 touchdowns out of 926 career receptions.

ALL-TIME NFL LEADERS / RECEPTIONS PER TOUCHDOWN

(Minimum 500 career receptions)

Player	Team(s)	Years	Rec	TD	Rec/TD
Randy Moss	MIN/OAK/NE	1998-10	935	151	6.19
Lance Alworth	SD/DAL	1962-72	542	85	6.38
Nat Moore	MIA	1974-86	510	74	6.89
Mark Clayton	MIA/GB	1983-93	582	84	6.93
Terrell Owens	SF/PHI/DAL/BUF	1996-10	1016	144	7.06

★ ★ MOSS IS NFL'S PREMIER TD RECEIVER ★ ★

NFL TOUCHDOWN RECEPTION LEADERS SINCE MOSS JOINED THE PATRIOTS IN 2007

Player	Team(s)	Rec	Yds	TD
Randy Moss	NE	259	3,904	50
Larry Fitzgerald	ARZ	305	4,084	37
Terrell Owens	SF/PHI/DAL/BUF/CIN	219	3,388	30
Dallas Clark	IND	256	2,777	29
Antonio Gates	SD	231	3,087	29
Reggie Wayne	IND	304	4,179	28

NFL TOUCHDOWN RECEPTION LEADERS SINCE MOSS ENTERED THE NFL IN 1998

Player	Team(s)	Rec	Yds	TD
Randy Moss	MIN/OAK/NE	935	14,604	149
Terrell Owens	SF/PHI/DAL/BUF/CIN	925	13,647	132
Marvin Harrison	IND	965	12,878	114
Tony Gonzalez	KC/ATL	978	11,603	81
Hines Ward	PIT	905	11,098	79

two or more touchdowns, including two games with three touchdowns vs. Tennessee (10/18) and vs. Jacksonville (12/27).

★ Grabbed his first career interception at Denver (10/11) on the final play of the first half, hauling in a Kyle Orton Hail Mary pass when he lined up as a deep safety.

2008 (16/16)

★ Tallied 1,008 receiving yards on 69 receptions, including 11 touchdowns which led the AFC and tied for third in the NFL.

★ Selected an offensive team captain by his teammates.

★ His 11 touchdown catches were the then third-highest total in Patriots history, trailing only his 23 scoring catches in 2007 and Stanley Morgan's 12 touchdown receptions in 1979.

★ Broke the 1,000-yard receiving mark for the ninth time in his 11-year career, which was tied for the second best in NFL history, trailing only Jerry Rice's 14 seasons surpassing the 1,000-yard milestone.

★ Moved ahead of Cris Carter and into third place on the NFL's all-time touchdown receptions list with three touchdown catches at Miami (11/23).

★ Tallied his 800th career reception on a 10-yard pass against St. Louis (10/26), becoming the 20th player in NFL history to reach the milestone and the fifth fastest to reach that mark.

- ★ Recorded the 56th 100-yard receiving game of his career, making six catches for 116 yards and one touchdown against Kansas City (9/7).
- ★ Tallied five receptions for 111 yards, recording the second 100-yard receiving game of the season and the 57th 100-yard receiving game of his career at San Francisco (10/5).
- ★ Turned in his 30th career multi-touchdown game of his career against Denver (10/20).
- ★ Climbed three spots on the NFL's all-time receptions list into 17th place with his 815th career reception against Buffalo (11/9).
- ★ Made a diving catch in the right corner of the end zone in tight coverage for a 16-yard touchdown reception from Matt Cassel with one second remaining in the game that. With the ensuing extra point, that sent the game into overtime against the N.Y. Jets (11/13).
- ★ Pocketed his fifth career game with three or more touchdown receptions and the 59th 100-yard receiving game of his career, grabbing eight receptions for 125 yards and three touchdowns at Miami (11/23).
- ★ With a 13-yard reception at Seattle (12/7) became the 11th player in NFL history to record 13,000 career receiving yards.
- ★ Tallied his 32nd career game with two or more touchdown catches at Oakland (12/14) and moved into 10th place on the NFL's all-time receiving yardage list, passing Steve Largent's total of 13,089 career receiving yards.
- ★ Gathered in the longest catch by a Patriots receiver since 2003, grabbing a Matt Cassel pass in stride and racing down the sideline for a 76-yard touchdown reception on the first play from scrimmage of the second half against Arizona (12/21).

2007 (16/16, 3/3)

- ★ Set the NFL's all-time single-season touchdown record, passing Jerry Rice, with his 23rd touchdown catch of the season at the New York Giants (12/29).
- ★ Selected to his seventh Pro Bowl in 2007 while earning a spot on the Associated Press All-Pro team.
- ★ Established a new Patriots franchise record for receiving yards, finishing with 1,493 receiving yards.
- ★ Named AFC Offensive Player of the Month for November and was named AFC Offensive Player of the Week twice (Wk. 9, Wk. 11).
- ★ Created a lasting impression in his Patriots debut at the N.Y. Jets (9/9), tallying the third most receiving yards in a single game in team history with 183 yards and caught his first touchdown pass in a Patriots uniform on a 51-yard bomb from Tom Brady.
- ★ Racked up a team high 105 receiving yards with a pair of touchdowns, a 23-yard strike and a 24-yard score, against San Diego (9/16).
- ★ Became the 19th player in NFL history to gain 11,000 or more receiving yards in a career on a 45-yard reception in the Patriots' win over Buffalo (9/23) and caught two touchdown passes for the second straight game.
- ★ Became the first player in NFL history to notch four straight 100-yard receiving games in his first four games with a new team at Cincinnati (10/1) in addition to recording his 700th career catch on a 17-yard hookup versus the Bengals and became the 27th player in NFL history to reach that mark.
- ★ Hauled in a 6-yard touchdown pass from Tom Brady at Dallas (10/14) for his eighth touchdown reception of the season, making him the first Patriot since Ben Coates to

notch eight or more scoring catches in a single season.

- ★ Leaped over Dolphins safeties Renaldo Hill and Cameron Worrell and came down with a 35-yard touchdown reception at Miami (10/21) and turned in an equally awe-inspiring touchdown catch later in the game with a one-handed grab for a 50-yard score.
- ★ Pulled in his sixth 100-yard receiving game with a 145-yard performance on nine catches in the Patriots' come-from-behind win over Indianapolis (11/4).
- ★ Set a single-game career high and franchise record for touchdown receptions with four, all coming in the first half of the Patriots' victory over Buffalo (11/18) and became just the fifth player in NFL history to grab four touchdown receptions in the first half of a game.
- ★ Hauled in his 17th touchdown reception on a game-tying

★★ HONORS & AWARDS ★★

2007

Pro Bowl

Associated Press All-Pro: First Team

Pro Football Weekly/PFWA All-NFL Team

Sporting News All-Pro Team

USA Today All-Pro Team

ESPN.com All-Pro Team

Dr. Z's SI.com All-Pro Team

Pro Football Weekly/PFWA Comeback Player of the Year

NFL Alumni Wide Receiver of the Year

AFC Offensive Player of the Month (Nov.)

AFC Offensive Player of the Week (Wk. 9 & Wk. 11)

2003

Pro Bowl

Associated Press All-Pro: First Team

2002

Pro Bowl

Pro Football Weekly All-NFC Team

2001

NFC Offensive Player of the Week (Wk. 9)

2000

Pro Bowl

Associated Press All-Pro: First Team

USA Today All-Pro Team

College and Pro Football Newsweekly All-Pro Team

1999

Pro Bowl

Pro Bowl Most Valuable Player

USA Today All-Pro Team

NFC Offensive Player of the Week (Wk. 10)

1998

Pro Bowl

Associated Press All-Pro: First Team

Associated Press Offensive Rookie of the Year

Rookie of the Year -- *Sports Illustrated*, *Sporting News*, *Pro*

Football Weekly

PFWA NFC Rookie of the Year

Sports Illustrated All-Pro Team

USA Today All-Pro Team

Sporting News All-Pro Team

NFL Offensive Rookie of the Month (Nov.)

NFC Offensive Player of the Week (Wk. 11 & Wk. 12)



three-yard strike in the Patriots' comeback win at Baltimore (12/3).

★ Returned a perfect crossfield spiral to Tom Brady on a double lateral that resulted in a 56-yard Jabar Gaffney touchdown reception vs. the Pittsburgh Steelers (12/9).

★ Registered his 20th and 21st touchdown receptions of the season, placing him just one touchdown shy of Jerry Rice's NFL single-season record of 22 with an 11-yard and an 1-yard touchdown against Miami (12/23).

★ Set the NFL all-time single-season touchdown receptions record with his 22nd and 23rd scoring catches of the season in the Patriots' comeback win at the N.Y. Giants (12/29), breaking the NFL single-season record on a 65-yard go-route down the right hand sideline. Tied Stanley Morgan's franchise record with his ninth 100-yard receiving game of the season in a six-catch, 100-yard performance against the Giants.

★ With his 4-yard touchdown against the Giants (12/29), moved into 10th place on the NFL's all-time career touchdowns list with his 124th score.

★ Made five catches for 62 yards and one touchdown against the Giants in Super Bowl XLII (2/3), including a go-ahead six-yard scoring grab late in the fourth quarter.

2006 (13/13 – Oakland)

★ Started 13 games and logged 42 catches for 553 yards.

★ Moved to fifth all-time in the NFL for career touchdown receptions against San Francisco (10/8).

★ Caught a five-yard touchdown against Cleveland (10/1) for his 100th career touchdown (99 touchdown receptions, 1 rushing).

★ Had five catches for 52 yards against San Francisco (10/8) and caught his 100th touchdown reception.

★ Had seven catches for 129 yards and one touchdown against Arizona (10/22).

★ Caught two passes for 28 yards against Cincinnati (12/10) before leaving the game with an ankle injury and was inactive for the last three games.

2005 (16/15 – Oakland)

★ Played in all 16 games with 15 starts in his first season with the Raiders.

★ Led the team in receiving yards and receiving touchdowns, finishing the year with 60 catches for 1,005 yards and eight touchdowns.

★ Became the first Raider since 2002 to top 1,000 receiving yards.

★ Moved into 25th place on the NFL all-time receiving yardage list in Week 12 against Miami (11/27).

★ A week later at San Diego (12/4), he topped 10,000 career yards from scrimmage.

★ On Christmas Eve at Denver (12/24), he became the fourth-fastest player in NFL history to reach

10,000 career receiving yards, doing so in his 124th career game.

★ Finished the season with a flourish, catching seven balls for 116 yards and two touchdowns on New Year's Eve against the N.Y. Giants (12/31), pushing his season yardage total over 1,000.

★ Started at wide receiver and topped the 100-yard mark in his Raiders debut against New England (9/8) and scored on just his second catch as a Raider on a 73-yard bomb in the second quarter.

★ Started at wide receiver and caught four passes for 123 yards, averaging 30.8 yards per grab against Dallas (10/2).

★ Recorded his fourth 100-plus yard receiving game of the season with seven receptions for 116 yards and a season-high two touchdowns against the N.Y. Giants (12/31).

★ Also, surpassed the 1,000-yard

plateau with an 18-yard reception in the fourth quarter to finish with 1,005 receiving yards.

2004 (13/13, 2/2 – Minnesota)

★ Started 13 games, finishing the season with 49 catches for 767 yards and caught 13 touchdown passes to lead the Vikings for the fifth straight season and the sixth time.

★ Ranked third in the NFC and tied for fifth in the NFL in receiving touchdowns.

★ Broke the 100-yard receiving mark three times, with 119 against Chicago (9/26), 104 vs. Seattle (12/12) and 102 at Detroit (12/19).

★ Missed a game for the first time in his career when he was declared inactive at Indianapolis (11/8), breaking a streak of 107 consecutive games played.

★ Caught five passes for 90 yards and two touchdowns against Houston (10/10), marking his second consecutive game with multiple scores and the 22nd of his career.

★ Topped the 100-yard plateau for the second time in 2004, grabbing four passes for 104 yards and a touchdown against Seattle (12/12).

★ Notched the 41st 100-yard receiving day of his career, catching four passes for 102 yards and a score against Detroit (12/19). His touchdown came on an 82-yard strike, the longest reception of his career.

★ Caught a pair of touchdown passes in the NFC Wild Card playoff win over Green Bay (1/9), tying the Vikings single-game playoff record.

★ Set new Vikings playoff record with nine career playoff touchdown catches.

2003 (16/16 – Minnesota)

- ★ Started 16 league games and set career highs in receptions (111) and receiving yards (1,632) and tied a then career high with 17 touchdown catches.
- ★ Selected to start for the NFC in Pro Bowl, his fifth selection in his first six seasons.
- ★ Named All-Pro by Associated Press for the third time.
- ★ Ranked second in the NFL in receptions and receiving yards, trailing only St. Louis' Torrey Holt in both categories.
- ★ Broke his own Vikings single-season receiving yardage record, surpassing his previous mark of 1,437 in 2000.
- ★ Went over the 1,000-yard mark again, making him the first NFL player to accomplish the feat in each of their first six seasons.
- ★ Set a Vikings record for fewest games needed to reach 1,000 yards receiving, accomplishing the feat in 10 games.
- ★ Tied Vikings receiving touchdowns record he already shared with 17.
- ★ Joined Cris Carter as the only Vikings player to post consecutive 100-plus-catch seasons.
- ★ Tied his own team record with eight games of 100-plus receiving yards.
- ★ Tied Vikings record with four straight games over 100 yards receiving.
- ★ Hauled in season-long 72-yard pass against the Detroit Lions (9/21).
- ★ Had season-best 172 receiving yards and caught three touchdowns against San Francisco (9/28), marking his fifth career game with three touchdown catches.
- ★ Notched season-high 11 catches and topped the 100-yard mark with 120 receiving yards against San Diego (11/9).

2002 (16/16 – Minnesota)

- ★ Started all 16 league games and surpassed the 100-reception plateau for the first time in his career with 106 catches for 1,347 yards and seven touchdowns.
- ★ Selected to the Pro Bowl for the fourth time and named All-NFC by *Pro Football Weekly*.
- ★ Led the NFC in receptions and receiving yards.
- ★ Went over the 1,000-yard mark for the fifth straight season, the only NFL player to do so in each of his first five seasons.
- ★ Went over the 100-yard mark seven times, just short of his career-high eight in 2000.
- ★ Caught a season-high 11 passes for 111 yards and a touchdown against Buffalo (9/15).
- ★ Posted a season-best 134 receiving yards on nine catches against Atlanta (12/1).
- ★ Tied a season high with 11 receptions and a pair of touchdowns against New Orleans (12/15), as well as registering a career-long 25-yard rush.
- ★ Caught a season-long 60-yard pass and threw the second touchdown pass of his career against Miami (12/21).

2001 (16/16 – Minnesota)

- ★ Started all 16 league games and went over the 1,000-yard receiving mark for the fourth straight season, setting an NFL record to start a career.
- ★ Caught 82 passes for 1,233 yards and 10 touchdowns and ranked fourth in the NFL in receiving touchdowns, sixth in receiving yards and seventh in receptions.
- ★ Had seven of his 10 touchdown catches in the final eight games of the season.

★★ MOSS AMONG ALL-TIME LEADERS ★★

Randy Moss is among the NFL's all-time leaders in two major receiving categories – career touchdown receptions and receiving yards per game. In his 10-plus seasons, Moss has caught 148 touchdown passes, second only to Jerry Rice's 197 touchdown receptions. Additionally, Moss has averaged 77.8 receiving yards per game during his career, a mark that ranks second all-time.

NFL ALL-TIME LEADERS / RECEIVING TOUCHDOWNS

Player	Years	Team(s)	TDs
Jerry Rice	1985-04	SF/OAK/SEA	197
Randy Moss	1998-10	MIN/OAK/NE	151
Terrell Owens	1996-10	SF/PHI/DAL/BUF/CIN	144
Cris Carter	1987-02	PHI/MIN/MIA	130
Marvin Harrison	1996-08	IND	128

NFL ALL-TIME LEADERS / RECEIVING YARDS PER GAME
(Minimum 100 Games Played)

Player	Years	Team(s)	Gms	Yds	Yd/G
Andre Johnson	2003-10	HOU	105	8,203	78.1
Randy Moss	1998-10	MIN/OAK/NE	189	14,604	77.4
Torrey Holt	1999-09	STL/JAX/NE	173	13,382	77.4
Marvin Harrison	1996-08	IND	190	14,580	76.7
Jerry Rice	1985-04	SF/OAK/SEA	303	22,895	75.6

NFL ALL-TIME LEADERS / 100-YARD RECEIVING GAMES

Player	Team(s)	Years	Gms
Jerry Rice	SF/OAK/SEA	1985-04	76
Randy Moss	MIN/OAK/NE	1998-10	64
Marvin Harrison	IND	1996-08	59

NFL ALL-TIME LEADERS / GAMES WITH 2+ TD REC.

Player	Team(s)	Years	Gms
Jerry Rice	SF/OAK/SEA	1985-04	44
Randy Moss	MIN/OAK/NE	1998-10	36
Terrell Owens	SF/PHI/DAL/BUF/CIN	1996-10	30
Marvin Harrison	IND	1996-08	29

- ★ Named NFC Offensive Player of the Week for his performance on Monday Night Football when he had a season-high 10 catches for 171 yards and three touchdowns against the N.Y. Giants (11/19).

2000 (16/16, 2/2 – Minnesota)

- ★ Started all 16 games and caught 77 passes for 1,437 yards and 15 touchdowns.
- ★ Earned his third straight trip to the Pro Bowl and named to the All-Pro teams of the Associated Press, USA Today and College & Pro Football Newsweekly.
- ★ His 1,437 receiving yards broke his own Vikings record, surpassing his previous total of 1,413 set the year before.
- ★ His 15 touchdowns are the second highest total of his career and led the NFL for the second time in his first three seasons.
- ★ Broke his own team record by going over 100 yards receiving in eight games, breaking his old mark of seven set in 1999.



- ★ Tied the team record for fewest games needed to reach 1,000 receiving yards in a season with 11.
- ★ Hauled in seven catches for 168 yards, both season highs, and caught three touchdowns against Detroit (10/1).
- ★ Tied a team record with his fourth straight 100-yard game when he posted seven catches for 144 yards and two touchdowns on Thanksgiving Day against Dallas (11/23).
- ★ Had a pair of catches for 121 yards and two touchdowns in the divisional playoffs against New Orleans (1/6).

1999 (16/16, 2/2 – Minnesota)

- ★ Started every game and finished the season with 80 catches for 1,413 yards — a then Vikings record — and 11 touchdowns.
- ★ Selected to the Pro Bowl for the second straight season and was named the game's Most Valuable Player.
- ★ Named to the *USA Today* All-Pro and All-Madden teams.
- ★ Set a new Vikings record for 100-yard receiving games in a season with seven.
- ★ Named NFC Offensive Player of the Week when he had career-highs with 12 catches for 204 yards against Chicago (11/14) and his 204 yards were the second-most in Vikings history behind Sammy White's 210 vs. Detroit (11/17/6).
- ★ Returned a punt 64 yards for a touchdown against Kansas City (12/12).
- ★ Caught three passes for 44 yards and threw his first career touchdown pass, a 27-yard strike to Cris Carter against the N.Y. Giants (12/26).
- ★ Registered a 127-yard receiving performance in Wild Card playoffs against Dallas (1/9) and joined Robert Smith as only the second Vikings tandem to have a 100-yard receiving and rushing day in team postseason history.
- ★ Notched a 188-yard receiving day in the divisional playoffs against St. Louis (1/16) and caught a 58-yard scoring pass, the third-longest pass play in Vikings playoff history.

1998 (16/11, 2/2 – Minnesota)

- ★ Played in all 16 games as a rookie, starting 11, and caught 69 passes for 1,313 yards and an NFL-best 17 touchdowns catches.
- ★ His 17 scoring catches tied a Vikings single-season record.
- ★ Named Offensive Rookie of the Year by Associated Press, College & Pro Football Weekly and Football Digest.
- ★ Named Rookie of the Year by Sports Illustrated, The Sporting News, The Football News and Pro Football Weekly.
- ★ Named the Professional Football Writers of America's NFC Rookie of the Year.
- ★ Named All-Rookie by Pro Football Weekly, College & Pro Football Weekly, Football News and Football Digest.
- ★ Named All-Pro by Associated Press, Sports Illustrated, College & Pro Football Weekly, The Sporting News, Football Digest, USA Today and named to the All-Madden Team.
- ★ Selected to Pro Football Weekly's All-NFC and All-NFL teams.
- ★ Set new NFL record for touchdown receptions by a rookie with 17 and coupled with Cris Carter's 12 touchdowns, set a new NFL record for most touchdown catches by a tandem with 29.
- ★ Honored as the NFL Offensive Rookie of the Month for November and named the NFC Offensive Player of the Week for back-to-back performances vs. Green Bay (11/22) and

at Dallas (11/26).

- ★ Set a team record for most games with a touchdown catch in a season with 11, breaking the old record of 10 and tied Vikings record for most consecutive games with a touchdown catch with seven.
- ★ Burst onto the NFL scene with four catches for 95 yards and two touchdowns in his professional debut against Tampa Bay (9/6).
- ★ Collected his first 100-yard receiving day of his career on Monday Night Football when he pulled in five catches for 190 yards and two scores against Green Bay (10/5).
- ★ Earned Player of the Week accolades with eight catches for 153 yards and a score against Green Bay (11/22).
- ★ Tied the Vikings record for touchdown catches in a game by a rookie with three on Thanksgiving Day against Dallas (11/26).
- ★ Set a team record as the first Viking to catch three touchdowns in back-to-back games when he grabbed three scores against Chicago (12/6).

COLLEGE

- ★ In two seasons at Marshall (1996-97), Moss re-wrote the school record book and proved to be one of the most productive receivers in NCAA history, catching 168 passes for 3,467 yards and 53 touchdowns in his Marshall career.
- ★ In 1996, finished with 78 receptions for 1,709 yards and 28 touchdowns as Marshall claimed the national championship in the school's final season in Division I-AA.
- ★ Totaled 90 receptions for 1,647 yards and 25 touchdowns in 1997, as the Thundering Herd won the MAC championship in its inaugural season in Division I-A.
- ★ Selected as a consensus first team All-American in 1996 and 1997.
- ★ Finished fourth in the 1997 Heisman Trophy voting behind Charles Woodson, Peyton Manning and Ryan Leaf and received the 1997 Fred Biletnikoff Award.
- ★ His 25 receiving touchdowns in 1997 broke the NCAA Division I single season record of 23.

PERSONAL

- ★ Randy G. Moss was born on February 13, 1977 in Rand, West Virginia.
- ★ Earned all-state honors at DuPont (Rand, W. Va.) High.
- ★ Chosen West Virginia High School Football Player of the Year as a senior and was twice selected the state's Basketball Player of the Year.
- ★ Played basketball alongside Orlando Magic point guard Jason Williams.
- ★ Lettered three times in basketball and football and lettered in both baseball and track.
- ★ Has a college football award named after him, the Randy Moss Award, which is presented annually to the top return man in college football based on a vote of Division I-A sports information directors.
- ★ Has his own website: therealrandymoss.com.
- ★ In 2007 and 2008, joined teammate Adalius Thomas to host a "Kick Off The School Year Rally" in Dorchester, Mass., to distribute backpacks and school supplies for hundreds of children.
- ★ On two occasions in 2008, welcomed children from the Make-A-Wish Foundation of Massachusetts to Gillette Stadium.
- ★ Majored in business administration at Marshall.



★ ★ ★ ★ ★ RANDY MOSS (CONT.) ★ ★ ★ ★ ★

Pos: WR Ht: 6-4 Wt: 210 Year: 13th Acq: TR(OAK)-07 College: Marshall Born: 2/13/77

REGULAR SEASON			RECEIVING					RUSHING					KICK RETURNS					PUNT RETURNS					
Year	Team	G/S	No	Yds	Avg	Lg	TD	No	Yds	Avg	Lg	TD	No	Yds	Avg	Lg	TD	No	FC	Yds	Avg	Lg	TD
1998	Vikings	16/11	69	1313	19.0	61t	17	1	4	4.0	4	0	0	0	0.0	0	0	1	2	0	0.0	0	0
1999	Vikings	16/16	80	1413	17.7	67t	11	4	43	10.8	15	0	0	0	0.0	0	0	17	4	162	9.5	64t	1
2000	Vikings	16/16	77	1437	18.7	78t	15	3	5	1.7	9	0	0	0	0.0	0	0	0	0	0	0.0	0	0
2001	Vikings	16/16	82	1233	15.0	73t	10	3	38	12.7	18	0	0	0	0.0	0	0	0	0	0	0.0	0	0
2002	Vikings	16/16	106	1347	12.7	60	7	6	51	8.5	25	0	1	11	11.0	11	0	0	0	0	0.0	0	0
2003	Vikings	16/16	111	1632	14.7	72	17	6	18	3.0	11	0	1	22	22.0	22	0	0	0	0	0.0	0	0
2004	Vikings	13/13	49	767	15.7	82t	13	0	0	0.0	0	0	0	0	0.0	0	0	0	1	0	0.0	0	0
2005	Raiders	16/15	60	1005	16.8	79	8	0	0	0.0	0	0	0	0	0.0	0	0	0	0	0	0.0	0	0
2006	Raiders	13/13	42	553	13.2	51	3	0	0	0.0	0	0	0	0	0.0	0	0	0	0	0	0.0	0	0
2007	Patriots	16/16	98	1493	15.2	65t	23	0	0	0.0	0	0	0	0	0.0	0	0	0	0	0	0.0	0	0
2008	Patriots	16/16	69	1008	14.6	76t	11	2	0	0.0	2	0	0	0	0.0	0	0	0	0	0	0.0	0	0
2009	Patriots	16/16	83	1264	15.2	71t	13	0	0	0.0	0	0	0	0	0.0	0	0	0	0	0	0.0	0	0
2010	Patriots	4/3	9	139	15.4	35	3	0	0	0.0	0	0	0	0	0.0	0	0	0	0	0	0.0	0	0
Totals-13 years		190/183	935	14,604	15.6	82t	151	25	159	6.3	25	0	2	33	16.5	22.0	0	18	7	162	9.0	64t	1

REGULAR SEASON			PASSING														
Year	Team	G/S	Att	Cmp	Yds	Yds/Att	Pct	TD	TD %	Int	Int %	Lg	Sacks	Rating			
1998	Vikings	16/11	0	0	0	0.0	0.0	0	0.0	0	0.0	0	0/0	--			
1999	Vikings	16/16	1	1	27	27.0	100.0	1	100.0	0	0.0	27t	0/0	158.3			
2000	Vikings	16/16	0	0	0	0.0	0.0	0	0.0	0	0.0	0	0/0	--			
2001	Vikings	16/16	1	1	29	29.0	100.0	0	0.0	0	0.0	29	0/0	118.8			
2002	Vikings	16/16	3	1	13	4.3	33.3	1	33.3	0	0.0	13t	0/0	87.5			
2003	Vikings	16/16	1	0	0	0.0	0.0	0	0.0	0	0.0	0	0/0	39.6			
2004	Vikings	13/13	2	1	37	18.5	50.0	0	0.0	0	0.0	37	0/0	56.3			
2005	Raiders	16/15	0	0	0	0.0	0.0	0	0.0	0	0.0	0	0/0	--			
2006	Raiders	13/13	0	0	0	0.0	0.0	0	0.0	0	0.0	0	0/0	--			
2007	Patriots	16/16	0	0	0	0.0	0.0	0	0.0	0	0.0	0	0/0	--			
2008	Patriots	16/16	0	0	0	0.0	0.0	0	0.0	0	0.0	0	0/0	--			
2009	Patriots	16/16	0	0	0	0.0	0.0	0	0.0	0	0.0	0	0/0	--			
Totals - 12 years		186/180	8	4	106	13.3	50.0	2	25.0	0	0.0	37	0/0	95.8			

ADDITIONAL STATISTICS: Passes Defensed: (1); 2007 (1, 11/18/07 at Buffalo). Interceptions: (1); 2009 (1, 10/11/09 at Denver).

POSTSEASON		RECEIVING						RUSHING					KICK RETURNS					PUNT RETURNS					
Year	Team	G/S	No	Yds	Avg	Lg	TD	No	Yds	Avg	Lg	TD	No	Yds	Avg	Lg	TD	No	FC	Yds	Avg	Lg	TD
1998	Vikings	2/2	10	148	14.8	45	2	0	0	0.0	0	0	0	0	0	0.0	0	0	0	0	0.0	0	0
1999	Vikings	2/2	14	315	22.5	58t	3	0	0	0.0	0	0	0	0	0	0.0	0	3	2	34	11.3	14	0
2000	Vikings	2/2	4	139	34.8	68t	2	0	0	0.0	0	0	0	0	0	0.0	0	0	0	0	0.0	0	0
2004	Vikings	2/2	7	121	17.3	34t	2	0	0	0.0	0	0	0	0	0	0.0	0	0	0	0	0.0	0	0
2007	Patriots	3/3	7	94	13.4	18	1	1	14	14.0	14	0	0	0	0.0	0	0	0	0	0	0.0	0	0
2009	Patriots	1/1	5	48	9.6	19	0	0	0	0.0	0	0	0	0	0	0.0	0	0	0	0	0.0	0	0
Totals - 6 years		12/12	47	865	18.4	68t	10	1	14	14.0	14	0	0	0	0.0	0	0	3	2	34	11.3	14	0

★ ★ ★ ★ ★ MOSS' CAREER GAME-BY-GAME ★ ★ ★ ★ ★

1998	Opponent	P/S	Rec	Yds	Avg	Lg	TD	W/L	Score
09/06	Tampa Bay	p	4	95	23.8	48t	2	W	31-7
09/13	at St. Louis	p	6	89	14.8	27	0	W	38-31
09/20	Detroit	p	5	37	7.4	19	1	W	29-6
09/27	at Chicago	s	2	52	26.0	44t	1	W	31-28
10/05	at Green Bay	p	5	190	38.0	52t	2	W	37-24
10/18	Washington	s	5	64	12.8	28	0	W	41-7
10/25	at Detroit	s	2	14	7.0	10	0	W	34-13
11/01	at Tampa Bay	s	2	52	26.0	41	0	L	27-24
11/08	New Orleans	p	1	6	6.0	6	0	W	31-24
11/15	Cincinnati	s	4	99	24.8	61t	1	W	24-3
11/22	Green Bay	s	8	153	19.1	49t	1	W	28-14
11/26	at Dallas	s	3	163	54.3	56t	3	W	46-36
12/06	Chicago	s	8	106	13.3	34t	3	W	48-22
12/13	at Baltimore	s	6	89	14.8	32	1	W	38-28
12/20	Jacksonville	s	3	72	24.0	43t	1	W	50-10
12/26	at Tennessee	s	5	32	6.4	12	1	W	26-16
1998 Totals			16/11	69	1313	19.0	61t	17	15-1
01/10	Arizona	s	4	73	18.3	45	1	W	41-21
01/17	Atlanta	s	6	75	12.5	31t	1	L ot	27-30
1998 Postseason			2/2	10	148	14.8	45	2	1-1
1999	Opponent	P/S	Rec	Yds	Avg	Lg	TD	W/L	Score
09/12	at Atlanta	s	3	24	8.0	9	0	W	17-14
09/19	Oakland	s	4	86	21.5	29	0	L	17-22
09/26	at Green Bay	s	2	13	6.5	10t	1	L	20-23
10/03	Tampa Bay	s	4	120	30.0	61t	2	W	21-14
10/10	Chicago	s	8	122	15.3	27	0	L	22-24
10/17	at Detroit	s	10	125	12.5	36t	1	L	23-25
10/24	San Francisco	s	1	24	24.0	24	0	W	40-16
10/31	at Denver	s	3	39	13.0	23	0	W	23-20
11/08	Dallas	s	6	91	15.2	47t	2	W	27-17
11/14	at Chicago	s	12	204	17.0	44t	0	W ot	27-24
11/28	San Diego	s	7	127	18.1	60	1	W	35-27
12/06	at Tampa Bay	s	2	32	16.0	16	0	L	17-24
12/12	at Kansas City	s	5	76	15.2	23	1	L	28-31
12/20	Green Bay	s	5	131	26.2	57t	2	W	24-20
12/26	at N.Y. Giants	s	3	44	14.7	25	0	W	34-17
01/02	Detroit	s	5	155	31.0	67t	1	W	24-17
1999 Totals			16/16	80	1413	17.7	67t	11	10-6
01/09	Dallas	s	5	127	25.4	58t	1	W	27-10
01/16	at St. Louis	s	9	188	20.9	44t	2	L	37-49
1999 Postseason			2/2	14	315	22.5	58t	3	1-1
2000	Opponent	P/S	Rec	Yds	Avg	Lg	TD	W/L	Score
09/03	Chicago	s	4	89	22.3	66	0	W	30-27
09/10	Miami	s	6	87	14.5	23	1	W	13-7
09/17	at New England	s	2	20	10.0	13	0	W	21-13
10/01	at Detroit	s	7	168	24.0	61t	3	W	31-24
10/09	Tampa Bay	s	5	118	23.6	42t	1	W	30-23
10/15	at Chicago	s	4	29	7.3	13	1	W	28-16
10/22	Buffalo	s	5	110	22.0	39t	1	W	31-27
10/29	at Tampa Bay	s	7	65	9.3	13	1	L	13-41
11/06	Green Bay	s	6	130	21.7	42	0	L ot	20-26
11/12	Arizona	s	7	104	14.9	26	1	W	31-14
11/19	Carolina	s	5	106	21.2	36t	1	W	31-17
11/23	at Dallas	s	7	144	20.6	52	2	W	27-15
11/30	Detroit	s	3	26	8.7	11	0	W	24-17
12/10	at St. Louis	s	4	63	15.8	32t	1	L	29-40
12/17	Green Bay	s	4	136	34.0	78t	1	L	28-33
12/24	at Indianapolis	s	1	42	42.0	42t	1	L	10-31
2000 Totals			16/16	77	1437	18.7	78t	15	11-5

01/06	New Orleans	s	2	121	60.5	68t	2	W	34-16
01/14	at N.Y. Giants	s	2	18	9.0	13	0	L	0-41
2000 Postseason			2/2	4	139	44.8	68t	2	1-1
2001	Opponent	P/S	Rec	Yds	Avg	Lg	TD	W/L	Score
09/09	Carolina	s	1	28	28.0	28	0	L	13-24
09/23	at Chicago	s	5	81	16.2	25	0	L	10-17
09/30	Tampa Bay	s	5	86	17.2	39	0	W	20-16
10/07	at New Orleans	s	4	48	12.0	29t	1	L	15-28
10/14	Detroit	s	6	78	13.0	19	0	W	31-26
10/21	Green Bay	s	8	73	9.1	17	0	W	35-13
10/28	at Tampa Bay	s	3	49	16.3	25t	1	L	14-41
11/11	at Philadelphia	s	7	95	13.6	29t	1	L	17-48
11/19	N.Y. Giants	s	10	171	17.1	57t	3	W	28-16
11/25	Chicago	s	4	25	6.3	10	0	L	6-13
12/02	at Pittsburgh	s	8	144	18.0	62	1	L	16-21
12/09	Tennessee	s	7	158	22.6	73t	1	W	42-24
12/16	at Detroit	s	7	144	20.6	66t	2	L	24-27
12/23	Jacksonville	s	3	34	11.3	14	0	L	3-33
12/30	Green Bay	s	2	10	5.0	7	0	L	13-24
01/07	at Baltimore	s	2	9	4.5	7	0	L	3-19
2001 Totals			16/16	82	1233	15.0	73t	10	5-11
2002	Opponent	P/S	Rec	Yds	Avg	Lg	TD	W/L	Score
09/08	at Chicago	s	6	58	9.7	33t	1	L	23-27
09/15	Buffalo	s	11	111	10.1	31	1	L ot	39-45
09/22	Carolina	s	4	16	4.0	6	0	L	14-21
09/29	at Seattle	s	6	50	8.3	16	0	L	23-48
10/13	Detroit	s	9	83	9.2	25	0	W	31-24
10/20	at N.Y. Jets	s	4	86	21.5	46	0	L	7-20
10/27	Chicago	s	9	119	13.2	39t	1	W	25-7
11/03	at Tampa Bay	s	4	41	10.3	20	0	L	24-38
11/10	N.Y. Giants	s	3	85	28.3	48	0	L	20-27
11/17	Green Bay	s	6	115	19.2	41	1	W	31-21
11/24	at New England	s	8	92	11.5	19	0	L	17-24
12/01	Atlanta	s	9	134	14.9	40	0	L ot	24-30
12/08	Green Bay	s	3	25	8.3	15	1	L	22-26
12/15	at New Orleans	s	11	113	10.3	33t	2	W	32-31
12/21	Miami	s	7	110	15.7	60	0	W	20-17
12/29	at Detroit	s	6	109	18.2	56	0	W	38-36
2002 Totals			16/16	106	1347	12.7	60	7	6-10
2003	Opponent	P/S	Rec	Yds	Avg	Lg	TD	W/L	Score
09/07	Green Bay	s	9	150	16.7	27	1	W	30-25
09/14	Chicago	s	4	27	6.8	16	0	W	24-13
09/21	Detroit	s	3	85	28.3	72	0	W	23-13
09/28	San Francisco	s	8	172	21.5	59t	3	W	35-7
10/05	at Atlanta	s	5	81	16.2	32t	2	W	39-26
10/19	Denver	s	10	151	15.1	44	0	W	28-20
10/26	N.Y. Giants	s	7	125	17.9	35	2	L	17-29
11/02	Green Bay	s	6	87	14.5	43t	1	L	27-30
11/09	at San Diego	s	11	120	10.9	23	1	L	28-42
11/16	at Oakland	s	4	25	6.3	12	0	L	18-28
11/23	Detroit	s	5	56	11.2	27	0	W	24-14
11/30	at St. Louis	s	10	160	16.0	23	1	L	17-48
12/07	Seattle	s	8	133	16.6	47t	2	W	34-7
12/14	at Chicago	s	9	93	10.3	19	1	L	0-13
12/20	Kansas City	s	7	111	15.9	30t	2	W	45-20
12/28	at Arizona	s	5	56	11.2	28	1	L	17-18
2003 Totals			16/16	111	1632	14.7	72	17	9-7

★ ★ ★ ★ MOSS' CAREER GAME-BY-GAME (CONT.) ★ ★ ★ ★ ★

2004	Opponent	P/S	Rec	Yds	Avg	Lg	TD	W/L	Score
09/12	Dallas	S	4	27	6.8	13	2	W	35-17
09/20	at Philadelphia	S	8	69	8.6	22	1	L	16-27
09/26	Chicago	S	7	119	17.0	44	2	W	27-22
10/10	at Houston	S	5	90	18.0	50t	2	W	34-28
10/17	at New Orleans	S	2	89	44.5	46	1	W	38-31
10/24	Tennessee	S	0	0	-	-	0	W	20-3
10/31	N.Y. Giants	S	0	0	-	-	0	L	13-34
11/08	Indianapolis							L	28-31
11/14	Green Bay							L	31-34
11/21	Detroit							W	22-19
11/28	Jacksonville	S	4	40	10.0	15	1	W	27-16
12/05	at Chicago	S	4	31	7.8	13	0	L	14-24
12/12	Seattle	S	4	104	26.0	54	1	L	23-27
12/19	at Detroit	S	4	102	25.5	82t	1	W	28-27
12/24	Green Bay	S	2	30	15.0	18	1	L	31-34
01/02	at Washington	S	5	66	13.2	28t	1	L	18-21
2004 Totals			13/13	49	767	15.7	82t	13	8-8
01/09	at Green Bay	S	4	70	17.5	34t	2	W	31-17
01/16	at Philadelphia	S	3	51	17.0	21	0	L	14-27
2004 Postseason			2/2	7	121	17.3	34t	2	1-1

2005	Opponent	P/S	Rec	Yds	Avg	Lg	TD	W/L	Score
09/08	at New England	S	5	130	26.0	73t	1	L	20-30
09/18	Kansas City	S	5	127	25.4	64t	1	L	17-23
09/25	at Philadelphia	S	5	86	17.2	31	0	L	20-23
10/02	Dallas	S	4	123	30.8	79	0	W	19-13
10/16	San Diego	S	0	0	-	-	0	L	14-27
10/23	Buffalo	P	3	43	14.3	22t	1	W	38-17
10/30	at Tennessee	S	3	26	8.7	13	0	W	34-25
11/06	at Kansas City	S	1	7	7.0	7t	1	L	23-27
11/13	Denver	S	6	87	14.5	29t	1	L	17-31
11/20	at Washington	S	3	40	13.3	26	0	W	16-13
11/27	Miami	S	3	28	9.3	18	0	L	21-33
12/04	at San Diego	S	7	74	10.6	24	0	L	10-34
12/11	at N.Y. Jets	S	2	18	9.0	10	0	L	10-26
12/18	Cleveland	S	1	28	28.0	28t	1	L	7-9
12/24	at Denver	S	5	72	14.4	24	0	L	3-22
12/31	N.Y. Giants	S	7	116	16.6	44t	2	L	21-30
2005 Totals			16/15	60	1005	16.8	79	8	4-12

2006	Opponent	P/S	Rec	Yds	Avg	Lg	TD	W/L	Score
09/11	San Diego	S	4	47	11.8	20	0	L	0-27
09/17	at Baltimore	S	2	32	16.0	16	0	L	6-28
10/01	Cleveland	S	1	5	5.0	5t	1	L	21-24
10/08	at San Francisco	S	5	52	10.4	22t	1	L	20-34
10/15	at Denver	S	5	86	17.2	51	0	L	3-13
10/22	Arizona	S	7	129	18.4	32t	1	W	22-9
10/29	Pittsburgh	S	2	20	10.0	11	0	W	20-13
11/06	at Seattle	S	6	76	12.7	18	0	L	0-16
11/12	Denver	S	1	8	8.0	8	0	L	13-17
11/19	at Kansas City	S	0	0	-	-	0	L	13-17
11/26	at San Diego	S	3	26	8.7	14	0	L	14-21
12/03	Houston	S	4	44	11.0	21	0	L	14-23
12/10	at Cincinnati	S	2	28	14.0	16	0	L	10-27
12/17	St. Louis							L	0-20
12/23	Kansas City							L	9-20
12/31	at N.Y. Jets							L	3-23
2006 Totals			13/13	42	553	13.2	51	3	3-13

2007	Opponent	P/S	Rec	Yds	Avg	Lg	TD	W/L	Score
09/09	at N.Y. Jets	S	9	183	20.3	51t	1	W	38-14
09/16	San Diego	S	8	105	13.1	24t	2	W	38-14
09/23	Buffalo	S	5	115	23.0	45t	2	W	38-7
10/01	at Cincinnati	S	9	102	11.3	20	2	W	34-13
10/07	Cleveland	S	3	46	15.3	20	0	W	34-17
10/14	at Dallas	S	6	59	9.8	14	1	W	48-27
10/21	at Miami	S	4	122	30.5	50t	2	W	49-28
10/28	Washington	S	3	47	15.7	35	1	W	52-7
11/04	at Indianapolis	S	9	145	16.1	55	1	W	24-20
11/18	at Buffalo	S	10	128	12.8	43t	4	W	56-10
11/25	Philadelphia	S	5	43	8.6	11	0	W	31-28
12/03	at Chicago	S	4	34	8.5	19	1	W	27-24
12/09	Pittsburgh	S	7	135	19.3	63t	2	W	34-13
12/16	N.Y. Jets	S	5	79	15.8	46	0	W	20-10
12/23	Miami	S	5	50	10.0	16	2	W	28-7
12/29	at N.Y. Giants	S	6	100	16.7	65t	2	W	38-35
2007 Totals			16/16	98	1493	15.2	65t	23	16-0
01/12	Jacksonville	S	1	14	14.0	14	0	W	31-20
01/20	San Diego	S	1	18	18.0	18	0	W	21-12
02/03	N.Y. Giants	S	5	62	12.4	18	1	L	14-17
2007 Postseason			3/3	7	94	13.4	18	1	2-1

2008	Opponent	P/S	Rec	Yds	Avg	Lg	TD	W/L	Score
09/07	Kansas City	S	6	116	19.3	51	1	W	17-10
09/14	at N.Y. Jets	S	2	22	11.0	14	0	W	19-10
09/21	Miami	S	4	25	6.3	7	0	L	13-38
10/05	at San Francisco	S	5	111	22.2	66t	1	W	30-21
10/12	at San Diego	S	3	26	8.7	15	0	L	10-30
10/20	Denver	S	5	69	13.8	27	2	W	41-7
10/26	St. Louis	S	7	102	14.6	30	0	W	23-16
11/02	at Indianapolis	S	6	65	10.8	20	0	L	15-18
11/09	Buffalo	S	5	53	10.6	19	0	W	20-10
11/13	N.Y. Jets	S	3	26	8.7	16t	1	Lot	31-34
11/23	at Miami	S	8	125	15.6	29t	3	W	48-28
11/30	Pittsburgh	S	4	45	11.3	27	0	L	10-33
12/07	at Seattle	S	3	56	18.7	33	0	W	24-21
12/14	at Oakland	S	5	67	13.4	20	2	W	49-26
12/21	Arizona	S	2	87	43.5	76t	1	W	47-7
12/28	at Buffalo	S	1	13	13.0	13	0	W	13-0
2008 Totals			16/16	69	1008	14.6	76t	11	11-5

2009	Opponent	P/S	Rec	Yds	Avg	Lg	TD	W/L	Score
09/14	Buffalo	S	12	141	11.8	31	0	W	25-24
09/20	at N.Y. Jets	S	4	24	6.0	9	0	L	9-16
09/27	Atlanta	S	10	116	11.6	21	0	W	26-10
10/04	Baltimore	S	3	50	16.7	20t	1	W	27-21
10/11	at Denver	S	1	36	36.0	36	0	Lot	17-20
10/18	Tennessee	S	8	129	16.1	40t	3	W	59-0
10/25	at Tampa Bay	S	5	69	13.8	37	0	W	35-7
11/08	Miami	S	6	147	24.5	71t	1	W	27-17
11/15	at Indianapolis	S	9	179	19.9	63t	2	L	34-35
11/22	N.Y. Jets	S	5	34	6.8	13	1	W	31-14
11/30	at New Orleans	S	3	67	22.3	47	0	L	17-38
12/06	at Miami	S	2	66	33.0	58t	1	L	21-22
12/13	Carolina	S	1	16	16.0	16	0	W	20-10
12/20	at Buffalo	S	5	70	14.0	16	1	W	17-10
12/27	Jacksonville	S	4	45	11.3	20	3	W	35-7
01/03	at Houston	S	5	75	15.0	41	0	L	27-34
2009 Totals			16/16	83	1264	15.2	71t	13	10-6
01/10	Baltimore	S	5	48	9.6	19	0	L	14-33
2009 Postseason			1/1	5	48	9.6	19	0	0-1





**Rob
MYERS**

80

HT: 6-4 WT: 240

Born: 4/9/86 Exp. (NFL/Patriots): 1/1

GP/GS (Playoffs): 0/0 (0/0) Acq: FA-09

College: Utah State Hometown: Houston, Texas

★ ★ ★ TIGHT END ★ ★ ★

CAREER TRANSACTIONS

Originally signed by the N.Y. Jets as an undrafted free agent (4/30/09) ... Waived by the N.Y. Jets (5/29/09) ... Signed by Philadelphia (8/8/09) ... Waived by Philadelphia (9/5/09) ... Signed by Philadelphia to the practice squad (9/6/09) ... Waived from the Philadelphia practice squad (9/24/09) ... Signed to the New England practice squad (11/3/09) ... Released by the Patriots (9/4/10).

SEASONAL REVIEWS

2009 (0/0)

- ★ Signed by the N.Y. Jets as a rookie free agent after the NFL draft but was waived by prior to training camp.
- ★ Signed by Philadelphia in August and spent two weeks on the Eagles practice squad.
- ★ Signed to the New England practice squad on Nov. 3, 2009.

COLLEGE

- ★ Had 31 catches for 445 yards and three touchdowns during his college career at Utah State.



EXTRA POINTS


- ★ After his playing days, Rob is determined to return to his native state of Texas and live on a lake in Austin, Texas.

- ★ Led all tight ends nationally as a junior with a 15.2 yards per catch average.

- ★ Missed his entire senior season due to a turf toe injury.

PERSONAL

- ★ Born in Dallas, Texas.
- ★ Attended Bellaire High School and lettered as a wide receiver three times and in lacrosse twice.



**Rod
OWENS**

80

HT: 6-0 WT: 183

Born: 1/28/1987

Exp. (NFL/Patriots): Rookie (0/0) Acq: FA-10

College: Florida State Hometown: Jacksonville, Fla.

★ ★ ★ WIDE RECEIVER ★ ★ ★

CAREER TRANSACTIONS

Originally signed by the St. Louis Rams as a rookie free agent (04/25/10)...Waived by St. Louis (05/24/10) ... Signed by the Patriots as a rookie free agent (8/2/10) ... Released by the Patriots (9/4/10).

COLLEGE

- ★ Finished his college career at Florida State with 91 receptions for 1,080 yards and four touchdowns.
- ★ As a senior in 2009, he started all 13 games and led the school with 61 receptions for 729 yards and three touchdowns.


- ★ Played in 11 of 12 games as a true freshman in 2005, finishing with nine receptions for 113 yards and one touchdown.

- ★ Redshirted in 2006 due to an injury suffered in the Orange Bowl.

PERSONAL

- ★ Born January 28, 1987.
- ★ Graduated from Wolfson High School in 2005 in Jacksonville, Fla...Earned All-State first team honors in class 3A during his senior season.
- ★ Majored in Social Sciences.





David
PATTEN

86

HT: 5-10 WT: 190

Born: 8/19/74 Exp. (NFL/Patriots): 13/5

GP/GS (Playoffs): 147/73 (7/4) Acq: FA-10

College: Western Carolina Hometown: Columbia, South Carolina

SUPER BOWLS

★ ★ ★ WIDE RECEIVER ★ ★ ★

01-03-04

CAREER TRANSACTIONS

Originally signed by the New York Giants as an undrafted free agent (3/24/97) ... Released by the New York Giants (8/24/97) ... Signed by the N.Y. Giants to the practice squad (8/25/97) ... Signed by the N.Y. Giants to the 53-man roster from the practice squad (8/27/97) ... Released by the N.Y. Giants (2/10/00) ... Signed by Cleveland as a free agent (4/16/00) ... Signed by New England as a free agent (4/2/01) ... Signed by Washington as an unrestricted free agent (3/3/05) ... Released by Washington (3/22/07) ... Signed by New Orleans as a free agent (4/12/07) ... Released by New Orleans (2/12/09) ... Signed by Cleveland as a free agent (03/23/09) ... Released by Cleveland (9/5/09) ... Signed as a free agent by the New England Patriots (2/24/10) ... Retired (7/31/10).

CAREER HIGHLIGHTS

- ★ Earned three Super Bowls during his four previous seasons with the Patriots (2001-04).
- ★ Was on the receiving end of the longest pass play in Patriots history, a 91-yard touchdown pass from Tom Brady at Indianapolis on Oct. 21, 2001.
- ★ Against Indianapolis (10/21/01), had a career-best performance, as he became the sixth player since 1960 – and the first since Walter Payton (10/21/79) – to rush for a touchdown (29 yards), catch a touchdown pass (91, 6 yards) and pass for a touchdown (60 yards, to Troy Brown) in the same game. The 91-yard touchdown grab was the longest play from scrimmage in New England franchise history. He finished with 117 receiving yards and a pair of receiving scores, tying a career best. He accounted for 206 of the team's 385 yards in the contest.

SEASONAL REVIEWS

2009 - (0/0)

- ★ Went to training camp with Cleveland but was waived (9/5/09) prior to the start of the season and spent the season out of football.

2008 (5/3 – New Orleans)

- ★ Appeared in five games with three starts and was listed as inactive for 11 contests.
- ★ Hooked up with Drew Brees for a 39-yard touchdown reception for the Saints' first score of the 2008 season, in opener against Tampa Bay (9/7).
- ★ Had a season-high five receptions for 55 yards the following week at Washington (9/14).

2007 (16/5 – New Orleans)

- ★ Rebounded with a top-notch season after seeing limited playing time in the previous two seasons with Washington.
- ★ Played in all 16 games, with five starts.



EXTRA POINTS

- ★ In 1995, spent time working in the landscaping business, as an electrician and hauling 75-pound bags in a coffee bean factory until joining the Albany Firebirds of the Arena Football League in 1996.
- ★ Was on the receiving end of the longest pass play in Patriots history, a 91-yard touchdown pass from Tom Brady at Indianapolis on Oct. 21, 2001.

- ★ Finished second on the team with 792 receiving yards, had 54 catches (third on club), averaged 14.7 yards per reception (second) and tied for third on the squad with three touchdowns.
- ★ Posted a pair of 100-yard receiving games.
- ★ Had two grabs at Tampa Bay (9/16), including a 58-yard catch that was the Saints' longest play of the season.
- ★ At Atlanta (12/10), recorded career-high totals with nine catches for 122 yards, including a 25-yard touchdown catch from Drew Brees.

2006 (5/0 – Washington)

- ★ Played in five games for the Redskins, with one reception for 25 yards.
- ★ Was declared inactive for remaining 11 contests.

2005 (9/7 – Washington)

- ★ Appeared in nine games for Washington with seven starts before suffering a knee injury and being placed on injured reserve on Nov. 18.
- ★ Recorded 22 receptions for 217 yards.

2004 (16/11, 3/0)

- ★ Started 11 of 16 games in his final season with New England and had 44 catches for 800 yards and a career-best seven touchdowns.
- ★ Yardage total was second-highest of his career, and 18.2 per catch average was a career high.
- ★ Notched five grabs for 113 yards at Buffalo (10/3), including a 30-yard touchdown catch from Tom Brady.
- ★ Had 107 yards on five receptions and a touchdown vs. Cincinnati (12/12).
- ★ Played in all three postseason contests, including Super Bowl XXXIX against Philadelphia (2/16/05).



★ ★ ★ 100-YARD GAMES ★ ★ ★

Career 100-Yard Receiving Regular Season Games (10):

YRDS	DATE	OPP	RECS	TDs
122	12/10/07	at Atlanta	9	1
117	10/21/01	at Indianapolis	4	2
113	10/01/00	Baltimore	7	0
113	10/03/04	at Buffalo	5	1
113	10/14/07	at Seattle	8	0
109	10/28/07	at San Francisco	5	0
108	09/22/02	Kansas City	7	1
107	12/12/04	Cincinnati	5	1
103	12/10/00	Philadelphia	7	1
102	10/6/02	at Miami	5	2

2003 (6/5, 0/0)

- ★ Started five of six games for New England before being placed on injured reserve on Nov. 7.
- ★ Hauled in a 39-yard pass vs. N.Y. Giants (10/12), part of three-reception, 55-yard performance.

2002 (16/14)

- ★ Ranked second on the Patriots with a career-high 61 receptions for 824 yards.
- ★ Added five touchdowns, a pair of 100-yard games and averaged 13.4 yards per catch.
- ★ Hauled in seven passes for 108 yards vs. Kansas City (9/22), including a 38-yard touchdown reception from Tom Brady.
- ★ Had a pair of touchdowns (34, 25 yards) among five catches for 102 yards vs. Miami (10/6).
- ★ Made game-winning 20-yard catch in the back of the end zone with 28 seconds remaining in 33-30 victory at Chicago (11/10).

2001 (16/14, 3/3)

- ★ Totaled 51 catches for 749 yards with four receiving touchdowns and added five rushes for 67 yards and another touchdown in his first season with the Patriots.
- ★ Attempted two passes, one was a completion a 60-yard touchdown, and the other was an interception.
- ★ Against Indianapolis (10/21), had a career-best performance, as he became the sixth player since 1960 – and the first since Walter Payton (10/21/79) – to rush for a touchdown (29 yards), catch a touchdown pass (91, 6 yards) and pass for a touchdown (60 yards, to Troy Brown) in the same game. The 91-yard touchdown grab was the longest play from scrimmage in Patriots franchise history, and he finished with 117 receiving yards and a pair of receiving scores, tying a career best. Accounted for 206 of the team's 385 yards in the contest.
- ★ Started all three postseason games.
- ★ Had an 11-yard TD catch from Drew Bledsoe in the AFC Championship Game at Pittsburgh (1/27/02) and hauled in an 8-yard touchdown from Tom Brady during Super Bowl XXXVI against St. Louis (2/3/02).

2000 (14/11 – Cleveland)

- ★ Pulled in 38 catches for 546 yards while starting 11 of 14 games for the Browns.
- ★ Had the first two 100-yard games of career and also returned 22 kickoffs for 469 yards (21.3 avg.).
- ★ Had seven catches for 113 yards vs. Baltimore (10/1),

★ ★ PATTEN'S SINGLE GAME CAREER HIGHS ★ ★

Regular Season

Receiving

Receptions:	9	at Atlanta (12/10/07)
Yards:	122	at Atlanta (12/10/07)
Long:	91t	at Indianapolis (10/21/01)
Touchdowns:	2	Two times, most recent At Miami (10/6/02)
Kickoff Returns		
Returns	6	Two times, most recent Vs. Arizona (11/28/99)
Yards	151	vs. Washington (9/19/99)
Long	90t	at Washington (11/1/98)

the first 100-yard performance of his career.

- ★ Added 103 yards on seven grabs vs. Philadelphia (12/10), including a 9-yard touchdown catch from Doug Pederson.

1999 (16/0 – N.Y. Giants)

- ★ Appeared in all 16 games with the New York Giants and led the team with 33 kickoff returns for 673 yards (20.4 avg.).
- ★ Added nine catches for 115 yards.
- ★ Had six kickoff returns for a 25.2-yard average, including a season-long 45-yard return, vs. Washington (9/19).

1998 (12/0 – N.Y. Giants)

- ★ Played in 12 games for the Giants, recording 43 kickoff returns for 928 yards, including a 90-yard touchdown return at Washington (11/1).
- ★ Had 11 catches for 119 yards on the season, including a 39-yard touchdown grab from Danny Kanell vs. Atlanta (10/11).
- ★ Missed two games with a back injury and suffered a knee injury vs. Denver (12/13) that landed him on injured reserve for the last two games.

1997 (16/3, 1/1 – N.Y. Giants)

- ★ Played in all 16 games with three starts as a kick returner and wide receiver.
- ★ Had 13 catches for 226 yards with two touchdowns and returned eight kickoffs for 123 yards.
- ★ First NFL reception was a 9-yard touchdown catch from Danny Kanell vs. Arizona (10/12).
- ★ First NFL start came vs. Philadelphia (12/7), as he responded with three catches for 54 yards, including a 40-yard touchdown reception from Kanell.

COLLEGE

- ★ Four-year letterman at Western Carolina (1991-94), finishing his career with 14 touchdown receptions which tied for ninth in school history upon his departure.
- ★ As a senior in 1994, named All-Southern Conference with 59 catches for 881 yards.
- ★ Led the conference his final season with an average of 88.7 receiving yards per contest.
- ★ Ranked sixth in the Southern Conference as a junior by averaging 3.6 catches per game.
- ★ Majored in social work.

PERSONAL



★ Born August 19, 1974 in Columbia, S.C.

★ In 1995, spent time working in the landscaping business, as an electrician and hauling 75-pound bags in a coffee bean factory until joining the Albany Firebirds of the Arena Football League in 1996.

★ With the Firebirds, he played both defensive back and wide receiver before signing with the New York Giants in 1997.

★ Married (Gailena) with three sons, Daquan, Quintin and David, and a daughter, Mia.

★ ★ ★ ★ ★ DAVID PATTEN ★ ★ ★ ★ ★

Pos: WR Ht: 5-10 Wt: 190 Year: 13th Acq: FA-10 College: Western Carolina Born: 8/19/74

REGULAR SEASON			RECEIVING					RUSHING					KICK RETURNS				PUNT RETURNS						
Year	Team	G/S	No	Yds	Avg	Lg	TD	No	Yds	Avg	Lg	TD	No	Yds	Avg	Lg	TD	No	FC	Yds	Avg	Lg	TD
1997	Giants	16/3	13	226	17.4	40t	2	1	2	2.0	2	0	8	123	15.4	26	0	0	0	0.0	0	0	0
1998	Giants	12/0	11	119	10.8	39t	1	0	0	0.0	0	0	43	928	21.6	90t	1	0	0	0.0	0	0	0
1999	Giants	16/0	9	115	12.8	19	0	1	27	27.0	27	0	33	673	20.4	45	0	0	0	0.0	0	0	0
2000	Browns	14/11	38	546	14.4	65	1	0	0	0.0	0	0	22	469	21.3	62	0	0	0	0.0	0	0	0
2001	Patriots	16/14	51	749	14.7	91t	4	5	67	13.4	29t	1	2	44	22.0	24	0	0	0	0.0	0	0	0
2002	Patriots	16/14	61	824	13.5	39	5	2	6	3.0	7	0	0	0	0.0	0	0	0	0	0.0	0	0	0
2003	Patriots	6/5	9	140	15.6	42	0	1	4	4.0	4	0	0	0	0.0	0	0	0	0	0.0	0	0	0
2004	Patriots	16/11	44	800	18.2	48t	7	1	5	5.0	5	0	1	16	16.0	16	0	0	0	0.0	0	0	0
2005	Redskins	9/7	22	217	9.9	32	0	0	0	0.0	0	0	0	0	0.0	0	0	0	0	0.0	0	0	0
2006	Redskins	5/0	1	25	25.0	25	0	0	0	0.0	0	0	0	0	0.0	0	0	0	0	0.0	0	0	0
2007	Saints	16/5	54	792	14.7	58	3	2	-5	-2.5	1	0	2	20	10.0	10	0	0	0	0.0	0	0	0
2008	Saints	5/3	11	162	14.7	39t	1	0	0	0.0	0	0	0	0	0.0	0	0	0	0	0.0	0	0	0
Totals-12 years		147/73	324	4,715	14.6	91t	24	13	106	8.2	29t	1	111	2,273	20.5	90t	1	0	0	0.0	0	0	0

Additional Statistics: Passing: 1-2 for 60 yards with one touchdown and one interception with a 95.8 passer rating in 2001, 0-1 with a 39.6 passer rating in 2002.

POSTSEASON		RECEIVING						RUSHING					KICK RETURNS				PUNT RETURNS							
Year	Team	G/S	No	Yds	Avg	Lg	TD	No	Yds	Avg	Lg	TD	No	Yds	Avg	Lg	TD	No	FC	Yds	Avg	Lg	TD	
1997	Giants	1/1	5	86	17.2	37	0	0	0	0.0	0	0	0	0	0	0.0	0	0	0	0	0.0	0	0	
2001	Patriots	3/3	13	154	11.8	25	2	1	22	22.0	22	0	0	0	0.0	0	0	0	0	0	0.0	0	0	
2003	Patriots		INJURED RESERVE																					
2004	Patriots	3/0	2	20	10.0	12	0	0	0	0.0	0	0	0	0	0	0.0	0	0	0	0	0.0	0	0	
Totals - 4 years		7/4	20	260	13.0	37	2	1	22	22.0	22	0	0	0	0.0	0	0	0	0	0	0.0	0	0	

★ ★ ★ ★ ★ PATTEN'S CAREER GAME-BY-GAME ★ ★ ★ ★ ★

1997 Opponent	P/S	Rec	Yds	Avg	Lg	TD	W/L	Score	11/15	Green Bay	Inactive	L	3-37				
08/31 Philadelphia	p	-	-	-	-	-	-	-	11/22	Philadelphia	Inactive	W	20-0				
09/07 at Jacksonville	p	-	-	-	-	-	L	13-40	11/30 at San Francisco	p	-	-	-	L	7-31		
09/14 Baltimore	p	-	-	-	-	-	L	23-24	12/06 at Arizona	p	-	-	-	W	23-19		
09/21 at St. Louis	p	-	-	-	-	-	L	3-13	12/13 Denver	p	1	6	6.0	6	0	W	20-16
09/28 New Orleans	p	-	-	-	-	-	W	14-9	12/20 Kansas City	Placed on IR 12/16/98							
10/05 Dallas	p	-	-	-	-	-	W	20-17	1998 Totals	12/0	11	119	10.8	39t	1	8-8	
10/12 at Arizona	p	3	66	22.0	34	1	W	27-13	1999 Opponent	P/S	Rec	Yds	Avg	Lg	TD	W/L	Score
10/19 at Detroit	p	1	5	5.0	5	0	W	26-20	09/12 at Tampa Bay	p	-	-	-	-	-	W	17-13
10/26 Cincinnati	p	-	-	-	-	-	W	29-27	09/19 Washington	p	-	-	-	-	-	L	21-50
11/09 at Tennessee	p	-	-	-	-	-	L	6-10	09/26 at New England	p	-	-	-	-	-	L	14-16
11/16 Arizona	p	2	35	17.5	26	0	W	19-10	10/03 Philadelphia	p	-	-	-	-	-	W	16-15
11/23 at Washington	p	-	-	-	-	-	T	7-7	10/10 at Arizona	p	1	10	10.0	10	0	L	3-14
11/30 Tampa Bay	p	1	10	10.0	10	0	L	8-20	10/18 Dallas	p	-	-	-	-	-	W	13-10
12/07 at Philadelphia	S	3	54	18.0	40t	1	W	31-21	10/24 New Orleans	p	-	-	-	-	-	W	31-3
12/13 Washington	S	1	9	9.0	9	0	W	30-10	10/31 at Philadelphia	p	-	-	-	-	-	W	23-17
12/21 at Dallas	S	2	47	23.5	33	0	W	20-7	11/14 Indianapolis	p	-	-	-	-	-	L	19-27
1997 Totals	16/3	13	226	17.4	40t	2	10-5-1		11/21 at Washington	p	3	51	17.0	19	0	L	13-23
12/27 Minnesota	S	5	86	17.2	37	0	L	22-23	11/28 Arizona	p	2	21	10.5	18	0	L	24-34
1997 Postseason	1/1	5	86	17.2	37	0	0-1		12/05 N.Y. Jets	p	-	-	-	-	-	W	41-28
1998 Opponent	P/S	Rec	Yds	Avg	Lg	TD	W/L	Score	12/12 at Buffalo	p	-	-	-	-	-	W	19-17
09/06 Washington	p	-	-	-	-	-	-	-	12/19 at St. Louis	p	-	-	-	-	-	L	10-31
09/13 at Oakland	p	-	-	-	-	-	-	-	12/26 Minnesota	p	1	16	16.0	16	0	L	17-34
09/21 Dallas	p	1	5	5.0	5	0	L	7-31	01/02 at Dallas	p	1	14	14.0	14	0	L	18-26
09/27 at San Diego	p	-	-	-	-	-	W	34-16	1999 Totals	12/0	11	119	10.8	39t	1	7-9	
10/04 at Tampa Bay	p	-	-	-	-	-	L	3-20	2000 Opponent	P/S	Rec	Yds	Avg	Lg	TD	W/L	Score
10/11 Atlanta	p	3	59	19.7	39t	1	L	20-34	09/03 Jacksonville	S	2	9	4.5	5	0	L	7-27
10/18 Arizona	p	3	32	10.7	13	0	W	34-7	09/10 at Cincinnati	S	3	95	31.7	65	0	W	24-7
11/01 at Washington	p	1	8	8.0	8	0	L	14-21	09/17 Pittsburgh	S	3	81	27.0	38	0	W	23-20
11/08 at Dallas	p	2	9	4.5	5	0	L	6-16									

★ ★ ★ ★ PATTEN'S CAREER GAME-BY-GAME (CONT.) ★ ★ ★ ★ ★

09/24	at Oakland	S	-	-	-	-	-	L	10-36
10/01	Baltimore	S	7	113	16.1	38	0	L	0-12
10/08	at Arizona	S	3	27	9.0	14	0	L	21-29
10/15	at Denver	S	4	54	13.5	18	0	L	10-44
10/22	at Pittsburgh				Inactive			L	0-22
10/29	Cincinnati	p	1	7	7.0	7	0	L	3-12
11/05	N.Y. Giants	p	-	-	-	-	-	L	3-24
11/12	New England				Inactive			W	19-11
11/19	at Tennessee	S	-	-	-	-	-	L	10-24
11/26	at Baltimore	p	4	23	5.8	7	0	L	7-44
12/03	at Jacksonville	S	1	8	8.0	8	0	L	0-48
12/10	Philadelphia	S	7	103	14.7	23	1	L	24-35
12/17	Tennessee	S	3	26	8.7	11	0	L	0-24
2000 Totals			14/11	38	546	14.4	65	1	3-13

2001	Opponent	P/S	Rec	Yds	Avg	Lg	TD	W/L	Score
09/09	at Cincinnati	S	3	47	15.7	32	0	L	17-23
09/23	N.Y. Jets	S	5	53	10.6	21	0	L	3-10
09/30	Indianapolis	S	1	17	17.0	17	0	W	44-13
10/07	at Miami	S	1	10	10.0	10	0	L	10-30
10/14	San Diego	S	7	73	10.4	26	0	W ot	29-26
10/21	at Indianapolis	S	4	117	29.3	91t	2	W	38-17
10/28	at Denver	S	5	62	12.4	30t	1	L	20-31
11/04	at Atlanta	S	3	40	13.3	17	0	W	24-10
11/11	Buffalo	p	1	26	26.0	26	0	W	21-11
11/18	St. Louis	S	2	37	18.5	27	1	L	17-24
11/25	New Orleans	S	3	47	15.7	27	0	W	34-17
12/02	at N.Y. Jets	S	6	60	10.0	17	0	W	17-16
12/09	Cleveland	S	3	41	13.7	22	0	W	27-16
12/16	at Buffalo	S	3	65	21.7	40	0	W ot	12-9
12/22	Miami	S	-	-	-	-	-	W	20-13
01/06	at Carolina	S	4	54	13.5	25	0	W	38-6
2001 Totals			16/15	51	749	14.7	91t	4	11-5
01/19	Oakland	S	8	107	13.4	25	0	W ot	16-13
01/27	at Pittsburgh	S	4	39	9.8	15	1	W	24-17
02/03	St. Louis	S	1	8	8.0	8t	1	W	20-17
2001 Postseason			3/3	13	154	11.8	25	2	3-0

2002	Opponent	P/S	Rec	Yds	Avg	Lg	TD	W/L	Score
09/09	Pittsburgh	p	4	70	17.5	37	0	W	30-14
09/15	at N.Y. Jets	S	4	65	16.3	39	0	W	44-7
09/22	Kansas City	S	7	108	15.4	38t	1	W ot	41-38
09/29	at San Diego	S	7	95	13.6	26	0	L	14-21
10/05	at Miami	S	5	102	20.4	34t	2	L	13-26
10/13	Green Bay	S	2	18	9.0	13	0	L	10-28
10/27	Denver	S	-	-	-	-	-	L	16-24
11/03	at Buffalo	S	6	88	14.7	20	0	W	38-7
11/10	at Chicago	S	4	51	12.8	20t	1	W	33-30
11/17	at Oakland	S	2	16	8.0	9	0	L	20-27
11/24	Minnesota	S	5	62	12.4	19	0	W	24-17
11/28	at Detroit	S	2	36	18.0	28	0	W	20-12
12/08	Buffalo	S	2	14	7.0	10t	1	W	27-17
12/16	at Tennessee	p	1	5	5.0	5	0	L	7-24
12/22	N.Y. Jets	S	5	38	7.6	15	0	L	17-30
12/29	Miami	S	5	56	11.2	20	0	W ot	27-24
2002 Totals			16/14	61	824	13.5	39	5	9-7

2003	Opponent	P/S	Rec	Yds	Avg	Lg	TD	W/L	Score
09/07	at Buffalo	S	2	48	24.0	42	0	L	0-31
09/14	at Philadelphia	S	2	4	2.0	4	0	W	31-10
09/21	New York Jets	S	1	20	20.0	20	0	W	23-16
09/28	at Washington				Inactive			L	17-20
10/05	Tennessee	S	1	13	13.0	13	0	W	38-30
10/12	NY Giants	p	3	55	18.3	39	0	W	17-6
10/19	at Miami	S	-	-	-	-	-	W ot	19-13
10/26	Cleveland				Inactive			W	9-3
11/03	at Denver				Inactive			W	30-26
11/16	Dallas				Placed on IR 11/17/03			W	12-0
2003 Totals			6/5	9	140	15.6	42	0	14-2

2004	Opponent	P/S	Rec	Yds	Avg	Lg	TD	W/L	Score
09/09	Indianapolis	S	4	86	21.5	29	1	W	27-24
09/19	at Arizona	S	2	39	19.5	23	0	W	23-12
10/03	at Buffalo	p	5	113	22.6	43	1	W	31-17
10/10	Miami	S	1	28	28.0	28	0	W	24-10
10/17	Seattle	S	5	58	11.6	19	1	W	30-20
10/24	N.Y. Jets	S	3	33	11.0	15	1	W	13-7
10/31	at Pittsburgh	S	4	39	9.8	15	0	L	20-34
11/07	at St. Louis	S	2	34	17.0	20	0	W	40-22
11/14	Buffalo	S	3	43	14.3	15	1	W	29-6
11/22	at Kansas City	p	1	46	46.0	46	0	W	27-19
11/28	Baltimore	S	1	37	37.0	37	0	W	24-3
12/05	at Cleveland	p	3	74	24.7	44t	1	W	42-15
12/12	Cincinnati	S	5	107	21.4	48t	1	W	35-28

12/20	at Miami	S	4	40	10/0	20	0	L	28-29
12/26	at N.Y. Jets	p	-	-	-	-	-	W	23-7
01/02	San Francisco	S	1	23	23.0	23	0	W	21-7
2004 Totals			16/11	44	800	18.2	48	7	14-2
01/16	Indianapolis	p	1	12	12.0	12	0	W	20-3
01/23	at Pittsburgh	p	1	8	8.0	8	0	W	41-27
02/06	at Philadelphia	p	-	-	-	-	-	W	24-21
2004 Postseason			3/0	2	20	10.0	12	0	3-0

2005	Opponent	P/S	Rec	Yds	Avg	Lg	TD	W/L	Score
09/11	Chicago	S	3	19	6.3	11	0	W	9-7
09/19	at Dallas	S	1	12	12.0	12	0	W	14-13
10/02	Seattle	p	3	15	5.0	11	0	W	20-17
10/09	at Denver	S	7	63	9.0	16	0	L	19-21
10/16	at Kansas City	S	2	22	11.0	15	0	L	21-28
10/23	San Francisco	S	2	56	28.0	32	0	W	52-17
10/30	at N.Y. Giants	S	1	6	6.0	6	0	L	0-36
11/06	Philadelphia	S	-	-	-	-	-	W	17-10
11/13	at Tampa Bay	p	3	24	8.0	10	0	L	35-36
11/20	Oakland				Placed on IR 11/19/05				
2005 Totals			9/7	22	217	9.9	32	0	10-6

2006	Opponent	P/S	Rec	Yds	Avg	Lg	TD	W/L	Score
09/11	Minnesota	p	-	-	-	-	-	L	16-19
09/17	at Dallas	p	-	-	-	-	-	L	10-27
09/24	at Houston	p	1	25	25.0	25	0	W	31-15
10/01	Jacksonville	p	-	-	-	-	-	W	36-30
10/08	at N.Y. Giants				Inactive			L	3-19
10/15	Tennessee				Inactive			L	22-25
10/22	at Indianapolis				Inactive			L	22-36
11/05	Dallas				Inactive			W	22-19
11/12	at Philadelphia				Inactive			L	3-27
11/19	at Tampa Bay				Inactive			L	17-20
11/26	Carolina				Inactive			W	17-13
12/03	Atlanta				Inactive			L	14-24
12/10	Philadelphia				Inactive			L	19-21
12/17	at New Orleans				Inactive			W	16-10
12/24	at St. Louis				Inactive			L	31-37
12/30	N.Y. Giants	p	-	-	-	-	-	L	28-34
2006 Totals			5/0	1	25	25.0	25	0	5-11

2007	Opponent	P/S	Rec	Yds	Avg	Lg	TD	W/L	Score
09/06	at Indianapolis	p	2	18	9.0	13	0	L	10-41
09/16	at Tampa Bay	p	2	66	33.0	58	0	L	14-31
09/24	Tennessee	p	1	6	6.0	6	0	L	14-31
10/07	Carolina	p	-	-	-	-	-	L	13-16
10/14	at Seattle	p	8	113	14.1	36	0	W	28-17
10/21	Atlanta	p	2	29	14.5	18	0	W	22-16
10/28	at San Francisco	S	5	109	21.8	48	0	W	31-10
11/04	Jacksonville	S	4	81	20.3	36	1	W	41-24
11/11	St. Louis	S	3	37	12.3	24	0	L	29-37
11/18	at Houston	p	2	29	14.5	18	0	L	10-23
11/25	at Carolina	p	2	17	8.5	14	0	W	31-6
12/02	Tampa Bay	p	-	-	-	-	-	L	23-27
12/10	at Atlanta	p	9	122	13.6	25t	1	W	34-14
12/16	Arizona	p	4	71	17.8	32t	1	W	31-24
12/23	Philadelphia	S	6	55	9.2	16	0	L	23-38
12/30	at Chicago	S	4	39	9.8	15	0	L	25-33
2007 Totals			16/5	54	792	14.7	58	3	7-9

2008	Opponent	P/S	Rec	Yds	Avg	Lg	TD	W/L	Score
09/07	Tampa Bay	p	1	39	39.0	39	1	W	24-20
09/14	at Washington	S	5	55	11.0	22	0	L	24-29
09/21	at Denver	S	2	12	6.0	8	0	L	32-34
09/28	San Francisco	S	1	21	21.0	21	0	W	31-17
10/06	Minnesota				Inactive			L	27-30
10/12	Oakland				Inactive			W	34-3
10/19	at Carolina				Inactive			L	7-30
10/26	San Diego				Inactive			W	37-32
11/09	at Atlanta	p	2	35	17.5	19	0	L	20-34
11/16	at Kansas City				Inactive			W	30-20
11/24	Green Bay				Inactive			W	51-29
11/30	at Tampa Bay				Inactive			L	20-23
12/07	Atlanta				Inactive			W	29-25
12/11	at Chicago				Inactive			L	24-27
12/21	at Detroit				Inactive			W	42-7
12/28	Carolina				Inactive			L	31-33
2008 Totals			5/3	11	162	14.7	39	1	8-8

2009 - Out of Football



Zac ROBINSON

7

HT: 6-3 WT: 218
Born: 9/29/1986

Exp. (NFL/Patriots): Rookie Acq: D7d-10 (250th)
College: Oklahoma State Hometown: Littleton, Colo.

★ ★ ★ QUARTERBACK ★ ★ ★

CAREER TRANSACTIONS

Zac Robinson was drafted by the New England Patriots in the seventh round (250th overall) of the 2010 NFL Draft ... Released by the Patriots (9/4/10).

COLLEGE

- ★ Became the starter after the second game of the 2007 season, and went on to lead his team to an appearance in the 2007 Insight Bowl.
- ★ Robinson ran and passed equally well, setting a school record for total offense (3,671 yards).
- ★ After taking over in Week 3, Robinson amassed 847 yards rushing and 2,824 yards passing and combined for 32 TDs.
- ★ He holds five of the top 18 total yardage outputs in school history, including 486 vs. Texas.
- ★ The only other player in the Bowl Subdivision to rush for at least 800 yards and pass for 2,800 yards was Heisman Trophy winner Tim Tebow.
- ★ Led Oklahoma State to the Holiday Bowl his junior season in 2008.

★ Finished the 2008 regular season with 562 yards rushing with eight touchdowns and 3,064 yards passing with 25 touchdowns.

★ Finished in the top five nationally in QB rating and completed 67 percent of his passes.


PERSONAL

- ★ Born Sept. 29, 1986, in Edmond, Colo., son of Russ and Myra Robinson.
- ★ Mom is an OSU grad, father was a student-athlete at Oklahoma and an uncle was a former Pistol Pete.
- ★ A highly-coveted prospect who also starred as a receiver.
- ★ Caught 39 passes for 850 yards and 11 touchdowns as a senior.
- ★ Rivals.com rated Robinson a three-star prospect and the 10th-ranked dual-threat quarterback target in the country.
- ★ Rated the ninth-best overall prospect in Colorado, regardless of position.
- ★ Has a brother, Chase, and two sisters, Katie Ann (an OSU student) and Taylor.
- ★ Majored in management.

★ ★ ★ ★ ★ ZAC ROBINSON ★ ★ ★ ★ ★

Pos: QB Ht: 6-3 Wt: 218 Year: R Acq: D7d-10 (250th) College: Oklahoma State Born: 9/29/1986

Year	Team	G/S	PASSING					RUSHING		
			Att	Cmp	Yds	TD	Int	No	Yds	TD
2006	Oklahoma St.	6/0	51	25	345	3	0	29	144	1
2007	Oklahoma St.	12/10	333	201	2,824	23	9	140	847	9
2008	Oklahoma St.	12/12	314	204	3,064	25	10	146	562	8
2009	Oklahoma St.	11/11	301	180	2,084	15	12	111	305	4
Career Totals		41/33	999	610	8,317	66	31	426	1,858	22



Brian SIMMONS

65

HT: 6-4 WT: 318
Born: 3/16/85

Exp. (NFL/Patriots): Rookie (0/0) Rookie Acq: FA-10
College: Oklahoma Hometown: Raleigh, N.C.

★ ★ ★ OFFENSIVE LINE ★ ★ ★

CAREER TRANSACTIONS

Brian Simmons was signed by the Patriots as a rookie free agent on August 15, 2010 ... Waived by the Patriots (8/29/10).

COLLEGE

- ★ Began his college career as a defensive tackle before moving to the offensive line following his redshirt season in 2005.
- ★ Started at left guard as a senior but missed five games due to an injury.

★ Was a reserve lineman as a junior and senior, seeing action at both guard and tackle.


★ Played in seven games as a freshman in 2006.

★ Was redshirted in 2005.

PERSONAL

- ★ Played at Southeast Raleigh (N.C.) High school prior to transferring to Hargrave Academy.
- ★ Born on March 16, 1985.





Darnell STAPLETON

65

HT: 6-3 WT: 305

Born: 9/21/85

Exp. (NFL/Patriots): 3/1 Acq: FA-10
College: Rutgers Hometown: Union, N.J.

★ ★ ★ GUARD ★ ★ ★

CAREER TRANSACTIONS

Originally signed by the Pittsburgh Steelers as a rookie free agent on (05/07/07) ... Waived by the Steelers (8/11/10) ... Re-signed by the Patriots as a free agent (8/9/10) ... Released by the Patriots (8/11/10).

SEASONAL REVIEWS

2009 (0/0 - Pittsburgh)

★ Was injured during the preseason and spent the year on injured reserve.

2008 (16/12, 3/3 - Pittsburgh)

★ Played in all 16 regular-season games and started at right guard for 12 games.

★ Started all three postseason games at right guard, including the Super Bowl XLII win vs. Arizona (2/1/09).

★ Made his NFL debut as a contributor on special teams during the season-opener vs. Houston (9/7).

★ Saw his first significant action along the offensive line in relief of Kendall Simmons during the second half vs. Baltimore (9/29).

★ Made his first NFL start the following week at Jacksonville (10/5).

2007 (0/0, 0/0 - Pittsburgh)

★ Made the 53-man roster as a rookie in 2007 but was inactive for all 16 regular-season games.

★ Dressed but did not play in the AFC Wild Card game vs. Jacksonville (1/5/08).

COLLEGE

★ Started at center for two seasons (2005-06) at Rutgers after transferring from Hudson Valley Community College, which captured the conference and Region III Championship in 2004.

★ Started at center and tackle during his two seasons at community college.

★ During the 2006 season, he started 13 games and was part of an offensive line that allowed just eight sacks, the fewest in the nation.


★ Also in 2006, Rutgers tailback Ray Rice rushed for 1,794 yards, the second-highest total in the nation and a BIG EAST single-season record.

PERSONAL

★ Born on Sept. 21, 1985 in Union, N.J.

★ Finished his career as the only player in Hudson Valley history to start 21 consecutive games.

★ Played in New Jersey's North-South All-Star game.



Chris TAYLOR

29

HT: 6-0 WT: 224

Born: 11/7/83 Exp. (NFL/Patriots): 5/2

GP/GS (Playoffs): 7/0 (0/0) Acq: D3a-09 (83rd)

College: Indiana Hometown: Memphis, Tenn.

★ ★ ★ RUNNING BACK ★ ★ ★



EXTRA POINTS

★ In college, Taylor interned at a local police station in his hometown of Burlington, North Carolina.

CAREER TRANSACTIONS

Originally signed by the Houston Texans as a rookie free agent (5/4/06) ... Released by Houston (9/3/06) ... Signed to the Houston practice squad (9/5/06) ... Signed by Houston to the 53-man roster (9/9/06) ... Released by Houston (9/11/06) ... Signed to the Houston practice squad (9/13/06) ... Signed by Houston to the 53-man roster (12/6/06) ... Released by Houston (10/14/08) ... Signed by the Patriots (8/17/09) ... Placed on injured reserve (9/5/09) ... Released by the Patriots (9/4/10).

CAREER HIGHLIGHTS

★ Had a breakout game in the 2006 season-finale against

Cleveland (12-31) when he gained 99 yards rushing on 20 attempts, including a 5-yard touchdown run.

SEASONAL REVIEWS

2009 (0/0)

★ Was signed by the Patriots on Aug. 17, 2009.

★ Placed on injured reserve for the season on Sept. 5, 2009.

2008 (3/0) - Houston

★ Made the 53-man roster and played in the first three games, gaining 37 yards rushing on 14 attempts ... Was released on Oct. 14, 2008.

2007 (0/0 - Houston)

★ Missed the entire season on IR with a knee injury.

2006 (4/0 - Houston)

★ After being inactive for Houston's first regular-season game, joined the practice squad until being signed back to



the 53-man roster in December.

- ★ Saw action in four games and finished the season with 123 yards rushing on 28 attempts with three receptions for 40 yards.
- ★ Had a breakout game in the season-finale, gaining 99 yards rushing on 20 attempts with a 5-yard touchdown run.

COLLEGE

- ★ Finished his career at Indiana with 1,762 yards rushing on 402 carries and 12 touchdowns. Also added one receiving touchdown.
- ★ Rushed 156 times for 740 yards and a 4.7-yard per carry average as a senior.

- ★ Rushed for 176 yards on 17 carries against Kentucky.
- ★ Played in 11 games as a junior with two starts.
- ★ Finished his junior season with 82 rushes for 329 yards.
- ★ Carried the ball 116 times for 464 yards as a sophomore.

PERSONAL

- ★ A native of Memphis, Tenn.
- ★ Prepped at Cordova High School.
- ★ Was an honorable mention all-state selection as a senior.
- ★ Was a two-time all-region selection and a member of the All-Memphis Metro Team.
- ★ His wife's name is Elisa.

★ ★ ★ ★ ★ CHRIS TAYLOR ★ ★ ★ ★ ★

Pos: RB Ht: 6-0 Wt: 224 Year: 5th Acq: FA-09 College: Indiana Born: 11/7/83

REGULAR SEASON		RUSHING						RECEIVING					
Year	Team	G/S	No	Yds	Avg	Lg	TD	No	Yds	Avg	Lg	TD	
2006	Texans	4/0	28	123	4.4	17	1	3	40	13.3	24	0	
2007	Texans		Injured Reserve										
2008	Texans	3/0	14	37	2.6	17	0	0	0	0.0	0	0	
2009	Patriots	0/0	Injured Reserve										
Totals-4 Years		7/0	42	160	3.8	17	1	3	40	13.3	24	0	



**Thomas
WELCH**

74

HT: 6-7 WT: 310
Born: 6/19/87 Exp. (NFL/Patriots): Rookie
Acq: D7a-10 (208th)

College: Vanderbilt Hometown: Brentwood, Tennessee

★ ★ ★ OFFENSIVE LINE ★ ★ ★

CAREER TRANSACTIONS

Thomas Welch was drafted by the New England Patriots in the seventh round (208th overall) of the 2010 NFL Draft ... Released by the Patriots (9/4/10).

COLLEGE

- ★ Began his career as a tight end before moving to tackle following his redshirt season and moved into the starting lineup as a junior in 2008.
- ★ Considered the Commodores' most gifted offensive lineman, Welch posted 11 starting assignments as a senior in 2009.
- ★ Switched to left tackle after starting as right tackle in 2008.
- ★ In 2009, earned team's Offensive Player of the Week honor after productive efforts against Western Carolina and Mississippi State.
- ★ Represented offensive line on the team's team's leadership council in 2009.
- ★ As a junior in 2008, started 13 games at right tackle and played more than 90 percent of the Commodores' offensive plays during the season.
- ★ In 2008, earned team's Offensive Player of the Week award after performance against Florida, and shared the recognition again later in the season after the Dores' victory over South Carolina.

- ★ In 2007 as a sophomore, played effectively as second team offensive tackle in first full year at position.
- ★ After missing opening games against Richmond and Alabama, participated in every contest as the team's top OT reserve.
- ★ Played on several special teams' units, earning Specialist of the Week honors for his performance against Kentucky, in 2007.
- ★ Moved to offensive tackle from tight end early in season as a freshman in 2006.
- ★ Saw action as a tight end in season opener, then played as an undersized tackle in seven games.
- ★ Redshirted as freshman in 2005 and worked as tight end during fall drills.

PERSONAL

- ★ Born Dwayne Thomas Welch, Jr. on June 19, 1987, son of Jennifer Wallens and Dwayne Welch.
- ★ Mother is realtor and environmental consultant; father works in finance services.
- ★ Mother played college basketball at Rollins (Fla.) College.
- ★ Older brother pitched at Southern Illinois; older sister, Shannon, played collegiate volleyball.
- ★ Played high school football with former Commodore DE Richard Freeman.
- ★ Earned his undergraduate degree in economics in December 2009.





Terrence WHEATLEY

22

HT: 5-9 WT: 185
Born: 5/5/85 Exp. (NFL/Patriots): 3/3
GP/GS (Playoffs): 11/1 (0/0) Acq: D2-08 (62nd)
College: Colorado Hometown: Plano, Texas

★ ★ ★ CORNERBACK ★ ★ ★

CAREER TRANSACTIONS

Terrence Wheatley was drafted by the New England Patriots in the second round (62nd overall) of the 2008 NFL Draft ... Signed by the Patriots (7/22/08) ... Placed on injured reserve with a wrist injury (11/17/08) ... Released by the Patriots (11/6/10).

SEASONAL REVIEWS

2010 (0/0)

- ★ Released by the team on Nov. 6, 2010.
- ★ Was active but did not play against Minnesota (10/31).
- ★ Was inactive for the first six games of the season due to injury.

2009 (5/0, 0/0)

- ★ Played in five games and finished the season with two defensive tackles and three special teams tackles.
- ★ Listed as a day-of-game inactive for 11 games.
- ★ Saw his first action of the season vs. Atlanta (9/27), playing as a reserve at cornerback and on special teams coverage and return units in the Patriots' 26-10 victory. Tallied two solo tackles and one special teams tackle.
- ★ Saw action in four straight games from the game vs. Miami (11/8) through the game at New Orleans (11/30).
- ★ Was inactive for the postseason game vs. Baltimore (1/10).

2008 (6/1)

- ★ Played in six of the first eight games of the season before suffering a season-ending wrist injury in his first career start at Indianapolis (11/2).
- ★ Placed on injured reserve with a wrist injury (11/17).
- ★ Made his NFL debut against Kansas City (9/7).
- ★ Made his first NFL start at cornerback against Indianapolis (11/2) and registered two passes defended.

COLLEGE

- ★ Wheatley's 1,350 yards on kickoff returns rank second Colorado history.
- ★ His five interceptions in 2006 ranked fifth on the school's single-season record list.
- ★ In 2006 and 2007 was tabbed as a first-team All-Big 12 performer by the Associated Press and the league's



EXTRA POINTS

- ★ Terrence has always had an interest in meteorology and took classes in the field while at the University of Colorado. He also visited the Blue Hill Observatory in Milton, Mass. to learn about the history of the weather station there for a segment on "Patriots All Access."

coaches.

- ★ Also selected by the coaches as an honorable mention pick at kick returner in 2007.
- ★ Had 42 (32 solo) tackles in 2007 and made five interceptions.
- ★ In 2006, had 58 tackles (43 solos) with 1.5 sacks.
- ★ Was granted a medical hardship for the 2005 season.
- ★ Played in every game in 2004, recording 37 tackles (31 solos) and finishing second on the team with four interceptions for 63 yards (15.8 avg) and a touchdown.
- ★ Appeared in 12 games on special teams and in six contests on defense in 2003, starting at cornerback in two games.

PERSONAL

- ★ Terrence Wheatley was born May 5, 1985 in Walnut Creek, Calif.
- ★ Attended Plano (Texas) East High School.
- ★ During his final campaign, Wheatley recorded 82 tackles (three for loss), along with five interceptions, nine pass deflections, one forced fumble and one fumble recovery.
- ★ Was the Texas Relay champion in the triple jump (48-5) his junior year, and he won district championships in the 100, long jump and triple jump.
- ★ Was an honor roll student.
- ★ His father, Randolph, ran track at Arizona State.
- ★ Served as an honorary coach in the 2008 BELL Bowl, a fundraiser at Gillette Stadium to benefit the BELL Foundation.
- ★ Played both the saxophone and trumpet as a youth.
- ★ Was an economics major with a minor in business at Colorado.

★ ★ ★ ★ ★ TERRENCE WHEATLEY ★ ★ ★ ★ ★

Pos: CB Ht: 5-9 Wt: 185 Year: 3rd Acq: D2-08 (62nd) College: Colorado Born: 5/5/85

REGULAR SEASON		TACKLES						INTERCEPTIONS					MISCELLANEOUS					
Year	Team	G/S	TT	UT	A	S	Yds	No	Yds	Avg	Lg	TD	PD	FF	FR	Yds	TD	SpT
2008	Patriots	6/1	2	2	0	0.0	0.0	0	0	0.0	0	0	2	0	0	0	0	0
2009	Patriots	5/0	2	2	0	0.0	0.0	0	0	0.0	0	0	0	0	0	0	0	3
2010	Patriots	0/0	0	0	0	0.0	0.0	0	0	0.0	0	0	0	0	0	0	0	0
Totals-3 years		11/1	4	4	0	0.0	0.0	0	0	0.0	0	0	2	0	0	0	0	3



★ ★ ★ ★ WHEATLEY'S CAREER GAME-BY-GAME ★ ★ ★ ★

2008	Opponent	P/S	TT	UT	A	S	Yds	I	Yds	PD	FF	FR	SpT	W/L	Score
09/07	Kansas City	p	0	0	0	-	-	Inactive	-	-	-	-	-	W	17-10
09/14	at N.Y. Jets	p	0	0	0	-	-	-	-	-	-	-	-	W	19-10
09/21	Miami	p	0	0	0	-	-	-	-	-	-	-	-	L	13-38
10/05	at San Francisco	p	0	0	0	-	-	-	-	-	-	-	-	L	30-21
10/12	at San Diego	p	1	1	0	-	-	-	-	-	-	-	-	L	10-30
10/20	Denver	p	-	-	-	-	-	Inactive	-	-	-	-	-	W	41-7
10/26	St. Louis	p	1	1	0	-	-	-	-	-	-	-	-	W	23-16
11/02	at Indianapolis	S	0	0	0	-	-	-	-	2	-	-	-	L	15-18
11/09	Buffalo	-	-	-	-	-	-	Inactive	-	-	-	-	-	W	20-10
11/13	N.Y. Jets	-	-	-	-	-	-	Inactive	-	-	-	-	-	L	31-34
11/23	at Miami	-	-	-	-	-	-	Inactive	-	-	-	-	-	W	48-28
Placed On Injured Reserve 11/17/08															
2008 Totals			6/1	2	2	0	0.0	0.0	0	0	0	0	0	11-5	
2009	Opponent	P/S	TT	UT	A	S	Yds	I	Yds	PD	FF	FR	SpT	W/L	Score
09/14	Buffalo	-	-	-	-	-	-	Inactive	-	-	-	-	-	W	25-24
09/20	at N.Y. Jets	p	2	2	0	-	-	Inactive	-	-	-	-	1	W	9-16
09/27	Baltimore	p	-	-	-	-	-	-	-	-	-	-	-	W	26-10
10/04	at Denver	-	-	-	-	-	-	Inactive	-	-	-	-	-	W	27-21
10/11	Tennessee	-	-	-	-	-	-	Inactive	-	-	-	-	-	L	17-20
10/18	at Tampa Bay	-	-	-	-	-	-	Inactive	-	-	-	-	-	W	59-0
10/25	Miami	p	-	-	-	-	-	Inactive	-	-	-	-	-	W	35-7
11/08	at Atlanta	p	-	-	-	-	-	-	-	-	-	-	1	W	27-17
11/15	at Indianapolis	p	-	-	-	-	-	-	-	-	-	-	-	L	34-35
11/22	N.Y. Jets	p	-	-	-	-	-	-	-	-	-	-	-	W	31-14
11/30	at New Orleans	p	-	-	-	-	-	-	-	-	-	-	1	L	17-38
12/06	at Miami	p	-	-	-	-	-	-	-	-	-	-	-	L	21-22
12/13	Carolina	-	-	-	-	-	-	Inactive	-	-	-	-	-	W	20-10
12/20	at Buffalo	-	-	-	-	-	-	Inactive	-	-	-	-	-	W	17-10
12/27	Jacksonville	-	-	-	-	-	-	Inactive	-	-	-	-	-	W	35-7
01/03	at Houston	-	-	-	-	-	-	Inactive	-	-	-	-	-	W	27-34
2009 Totals			5/0	2	2	0	0.0	0.0	0	0	0	0	3	10-6	
01/10	Baltimore	-	-	-	-	-	-	Inactive	-	-	-	-	-	L	14-33
2009 Totals			0/0	0	0	0	0.0	0.0	0	0	0	0	0	0-1	



DeAngelo
WILINGHAM

46

HT: 6-0 WT: 200

Born: 1/15/87 GP/GS (Playoffs): 0/0 (0/0)

Exp. (NFL/Patriots): 1/1 Acq: FA-10

College: Tennessee Hometown: Calhoun, S.C.

★ ★ ★ CORNERBACK ★ ★ ★

CAREER TRANSACTIONS

Originally signed by the Tampa Bay Buccaneers as a rookie free agent (04/30/09)...Waived by Tampa Bay (08/30/09)... Claimed off waivers by Dallas (8/31/09)...Waived by Dallas (09/05/09)...Signed by the Patriots to the practice squad (09/07/09)...Waived by the Patriots from the practice squad (09/21/09)...Signed by Seattle to the practice squad (11/03/09)...Waived by Seattle (04/28/10)...Claimed off waiver by Cincinnati (04/29/10)...Waived by Cincinnati (06/18/10) ... Signed by the Patriots as a free agent (8/9/10) ... Released by the Patriots (9/4/10).

COLLEGE

★ Appeared in 26 games with 20 starts in two seasons at Tennessee.

★ Finished Vols career with 80 tackles, two forced fumbles two fumble recoveries, 10 passes defended and three interceptions.

★ Started all 12 games as a senior in 2008 and finished with three interceptions and 42 total tackles.


★ Prior to joining Tennessee, was a two-year starter at cornerback at College of the Desert.

PERSONAL

★ Born January 15, 1987 in St. Matthews, S.C.

★ PrepStar All-America in 2004 at Calhoun (S.C.) High School.





Thomas WILLIAMS

48

HT: 6-1 WT: 240

Born: 12/25/84 Exp. (NFL/Patriots): 2/2

GP/GS (Playoffs): 6/0 (0/0) Acq: FA-09

College: Southern California Hometown: Vacaville, Calif.

★ ★ ★ LINEBACKER ★ ★ ★

CAREER TRANSACTIONS

Originally drafted by the Jacksonville Jaguars in the fifth round of the 2008 Draft ... Waived by Jacksonville (9/6/09) ... Signed by Seattle to the practice squad (9/7/09) ... Waived from the Seattle practice squad on (9/29/09) ... Signed by New England to the practice squad on (11/10/09) ... Signed to the New England 53-man roster from the practice squad (1/5/10) ... Released by the Patriots (9/4/10).

SEASONAL REVIEWS

2009 (0/0, 0/0)

- ★ Went to training camp with Jacksonville, but was waived prior to the start of the regular season and signed to the Seattle practice squad.
- ★ After being waived by Seattle on Sept. 29, was signed to the New England practice squad on Nov. 10.
- ★ Signed from the practice squad to the 53-man roster on Jan. 6, 2009 prior to the postseason game vs. Baltimore.
- ★ Was inactive vs. Baltimore (1/10).

2008 (6/0 – Jacksonville)

- ★ Appeared in six games on special teams as a rookie with Jacksonville.
- ★ Was inactive for 10 games.
- ★ Finished with three special teams tackles and one forced fumble.
- ★ Saw his first NFL action at Tennessee (9/7).
- ★ Recorded two special teams tackles vs. Houston (9/28).
- ★ Had one tackle and a forced fumble on a kickoff at Detroit (11/9).



John WISE

71

HT: 6-5 WT: 298

Born: 9/13/85

Exp. (NFL/Patriots): Rookie Acq: FA-10

College: Illinois Hometown: Pittsfield, Illinois

★ ★ ★ OFFENSIVE LINE ★ ★ ★

CAREER TRANSACTIONS

John Wise was signed by the Patriots as a rookie free agent on April 29, 2010 ... Released by the Patriots (8/4/10).

COLLEGE

- ★ Wise wrestled at Illinois and was a three-time qualifier for the NCAA Championships.
- ★ As a senior in 2009, Wise finished seventh at the national tournament, earning All-American honors and finishing with a 25-9 record.
- ★ Had a career-high 31 wins as a junior in 2008, ascending as high as No. 11 in the national rankings.
- ★ Began his college career as a defensive lineman at



EXTRA POINTS

- ★ Attended the 2009 NFL Broadcast Boot Camp.
- ★ Played both fullback and linebacker during his collegiate career at USC.

COLLEGE

- ★ Started 14 of 49 games at three different linebacker positions and at fullback during his four seasons at USC.
- ★ Was also a standout special teams player.
- ★ Finished his collegiate career with 117 tackles, three sacks, four forced fumbles and three interceptions. Won USC's Most Inspirational Award and Co-Special Teams Player of the Year Award.
- ★ Began junior season as a backup at linebacker but was moved to fullback midseason and played in 13 games with two starts.
- ★ As a sophomore, won USC's John McKay Award for the underclassman with the most competitive spirit.

PERSONAL

- ★ Attended Vacaville High School (Calif.).
- ★ Named 2002 Parade All-America, Super Prep All-America, and Prep Star All-America as a senior.
- ★ Also lettered in baseball in high school.

Western Illinois in 2004 where he made 16 tackles and forced one fumble in nine games before transferring to Illinois to wrestle.

PERSONAL

- ★ Born Sept. 13, 1985.
- ★ Was a four-time letter winner in football and wrestling.
- ★ Two-time Illinois state wrestling champion and a four-time regional champion, compiled a 148-6 wrestling record.
- ★ Named Male Athlete of the year in 2003 and 2004.
- ★ Earned all-conference honors in football and was named Most Valuable Defensive Player.
- ★ Majored in sports management.





**Pierre
WOODS**

58

HT: 6-5 WT: 255

Born: 1/6/82 Exp. (NFL/Patriots): 5/5

GP/GS (Playoffs): 54/8 (7/0) Acq: FA-06

College: Michigan Hometown: Cleveland, Ohio

★ ★ ★ **LINEBACKER** ★ ★ ★

CAREER TRANSACTIONS

Pierre Woods was signed by the New England Patriots as an undrafted free agent on May 8, 2006 ... Placed on injured reserve with a jaw injury (12/13/08) ... Released by the Patriots (9/4/10) ... Signed by the Patriots (11/17/10) ... Released by the Patriots (12/3/10).

CAREER HIGHLIGHTS

- ★ Woods has totaled 64 career special teams tackles in 52 career games, leading the team with 22 special teams tackles in 2007 and 18 in 2009.
- ★ Woods' total of 62 special teams tackles since joining the Patriots in 2006 is more than any other Patriots player over that span from 2006-09.
- ★ Woods made his first career start against the N.Y. Jets on Nov. 13, 2008 and finished the game with a career-high nine tackles (7 solo).
- ★ Woods was the only undrafted rookie free agent to make the Patriots' opening-day roster in 2006 and finished fourth on the team with 11 special teams tackles that season.

SEASONAL REVIEWS

2010 (2/0)

- ★ Recorded his first sack of the year when he dropped Detroit QB Shawn Hill for a three-yard loss in the fourth quarter. Also contributed a special teams tackle (11/25)
- ★ Played on special teams in his first game back in his return to the Patriots, making one special teams tackle (11/21).
- ★ Was signed by the Patriots on Nov. 17, 2010.

2009 (16/5, 1/0)

- ★ Played in 16 games and set a career-high with five starts at outside linebacker, finishing with 17 total tackles and a team-leading 18 special teams tackles.
- ★ Started vs. Baltimore (10/4), at Denver (10/11), vs. Tennessee (10/18), vs. the N.Y. Jets (11/22) and vs. Carolina (12/13).
- ★ Tallied a season-high three special teams tackles in the 35-7 win at Tampa Bay (10/25) in London's Wembley Stadium.
- ★ Played in a reserve role at linebacker and on special teams in the postseason game vs. Baltimore (1/10).

2008 (12/3)

- ★ Played in the first 12 games of the season, starting his final three contests before suffering a season-ending jaw injury against Pittsburgh (11/30).
- ★ Placed on injured reserve with a jaw injury (12/14).
- ★ Recorded a career-high 27 tackles (20 solo), including his first career sack and tied for third on the team with 11 special teams tackles.
- ★ Made his first career start against the N.Y. Jets (11/13) and tallied a career-high nine tackles (7 solo), including his first sack of the season.
- ★ Tallied a season high three special teams tackles against Denver (10/20) and registered one quarterback hit.
- ★ Started at outside linebacker, making five tackles against Pittsburgh (11/30).



EXTRA POINTS

- ★ Pierre has done work for Kraft Sports Productions, the Patriots' in-house broadcast production department, including voiceovers for the team's weekly show, Patriots All Access.
- ★ Pierre loves to drive, and will often choose to drive long distances instead of flying. He once drove from Ann Arbor, Mich. to Tampa, Fla., an 18-hour drive, without stopping to rest.

2007 (16/0, 3/0)

- ★ Played in all 16 regular-season games for the first time in his career and led the team with 22 special teams tackles.
- ★ Led the team with three special teams tackles at Cincinnati (10/1).
- ★ Tallied a season-high four special teams tackles in a win over Pittsburgh (12/9).
- ★ Made two special teams tackles to run his team-leading total to 22 on the season at the N.Y. Giants (12/29).
- ★ Saw action in reserve at outside linebacker and on special teams coverage and return units in Super Bowl XLII (2/3) and made two special teams tackles along with one solo tackle on defense.

2006 (8/0, 3/0)

- ★ Played in eight games as a rookie and finished fourth on the team with 11 special teams tackles.
- ★ Saw action in a reserve role on special teams during his NFL debut against Buffalo (9/10).
- ★ Led the team with a season-high four special teams tackles against Detroit (12/3).
- ★ Posted a solo special teams tackle on coverage units in the divisional playoffs against San Diego (1/14) and helped knock Eric Parker off the ball after he muffed a punt, allowing David Thomas to recover the fumble.
- ★ Led the team with two special teams tackles in the AFC Championship Game at Indianapolis (1/21).

COLLEGE

- ★ As a senior in 2005, played in all 12 games and made five starts at linebacker while amassing 24 tackles, 11 tackles for loss, three sacks, one pass breakup and two forced fumbles.
- ★ In 2004, played in 12 games, recording 22 tackles, one tackle for loss and one fumble recovery.
- ★ Started all 13 at outside linebacker and tallied 68 tackles as a sophomore, which ranked second best on the team, and was an All-Big Ten second team selection.
- ★ Recorded five tackles, including two tackles for loss and one sack against Southern California in the Rose Bowl.
- ★ Appeared in all 13 games as a redshirt freshman.
- ★ Did not see any action as a freshman.



PERSONAL

- ★ Pierre Woods was born on January 6, 1982.
- ★ Two-year letterman at Glenville High School, where his coach was Ted Ginn, Sr.
- ★ High school teammates with the Dolphins' Ted Ginn, Jr., the Bills' Donte Whitner and the Ravens' Troy Smith.
- ★ Recorded 173 tackles and 42 sacks, caused seven fumbles and intercepted one pass during prep career.
- ★ Tallied 34 career receptions for 581 yards and 13 touchdowns as a tight end.
- ★ Registered 92 tackles, 26 sacks, five forced fumbles

and one interception during senior campaign and was a *USA Today* High School All-America second-teamer.

- ★ Four-year letterman and three-year starter on the varsity basketball team.
- ★ Majored in general studies at Michigan.
- ★ Supporter of the Multiple Myeloma Research Foundation's Race for Research and the Tufts Floating Hospital for Children in Boston
- ★ Enjoys spending time with family, which includes his wife, Doris, son, Pierre Jr., and daughters, Paris, Daylee and Demi, as well as all the children he has worked with and helped.

★ ★ ★ ★ ★ PIERRE WOODS ★ ★ ★ ★ ★

Pos: LB Ht: 6-5 Wt: 255 Year: 5th Acq: FA-06 College: Michigan Born: 1/6/82

REGULAR SEASON		TACKLES						INTERCEPTIONS						MISCELLANEOUS					
Year	Team	G/S	TT	UT	A	S	Yds	No	Yds	Avg	Lg	TD	PD	FF	FR	Yds	TD	SpT	
2006	Patriots	8/0	2	1	1	0.0	0.0	0	0	0.0	0	0	0	0	0	0	0	11	
2007	Patriots	16/0	2	1	1	0.0	0.0	0	0	0.0	0	0	0	0	0	0	0	22	
2008	Patriots	12/3	27	20	7	1.0	5.0	0	0	0.0	0	0	1	0	0	0	0	11	
2009	Patriots	16/5	17	10	7	0.0	0.0	0	0	0.0	0	0	0	0	0	0	0	18	
2010	Patriots	2/0	1	1	0	1.0	3.0	0	0	0.0	0	0	0	0	0	0	0	2	
Totals - 5 years		54/8	50	33	16	2.0	8.0	0	0	0.0	0	0	1	0	0	0	0	64	
POSTSEASON		TACKLES						INTERCEPTIONS						MISCELLANEOUS					
Year	Team	G/S	TT	UT	A	S	Yds	No	Yds	Avg	Lg	TD	PD	FF	FR	Yds	TD	SpT	
2006	Patriots	3/0	0	0	0	0.0	0.0	0	0	0.0	0	0	0	0	0	0	0	4	
2007	Patriots	3/0	1	1	0	0.0	0.0	0	0	0.0	0	0	0	0	0	0	0	3	
2009	Patriots	1/0	0	0	0	0.0	0.0	0	0	0.0	0	0	0	0	0	0	0	0	
Totals-3 years		7/0	1	1	0	0.0	0.0	0	0	0.0	0	0	0	0	0	0	0	7	

★ ★ ★ ★ ★ WOODS' CAREER GAME-BY-GAME ★ ★ ★ ★ ★

2006	Opponent	P/S	TT	UT	A	S	Yds	Int	Yds	PD	FF	FR	SpT	W/L	Score	
09/10	Buffalo	p	0	0	0	-	-	-	-	-	-	-	-	W	19-17	
09/17	at N.Y. Jets					Inactive								W	24-17	
09/24	Denver					Inactive								L	17-7	
10/01	at Cincinnati					Inactive								W	38-13	
10/08	Miami					Did Not Play								W	20-10	
10/22	at Buffalo					Inactive								W	28-6	
10/30	at Minnesota					Inactive								W	31-7	
11/05	Indianapolis					Inactive								L	20-27	
11/12	N.Y. Jets					Inactive								L	14-17	
11/19	at Green Bay	p	0	0	0	-	-	-	-	-	-	-	-	2	W 35-0	
11/26	Chicago	p	0	0	0	-	-	-	-	-	-	-	-	1	W 17-13	
12/03	Detroit	p	0	0	0	-	-	-	-	-	-	-	-	4	W 28-21	
12/10	at Miami	p	0	0	0	-	-	-	-	-	-	-	-	2	L 0-21	
12/17	Houston	p	1	0	1	-	-	-	-	-	-	-	-	1	W 40-7	
12/24	at Jacksonville	p	0	0	0	-	-	-	-	-	-	-	-	1	W 24-21	
12/31	at Tennessee	p	1	1	0	-	-	-	-	-	-	-	-	-	W 40-23	
2006 Totals		8/0	2	1	1	0.0	0.0	0	0	0	0	0	0	11	12-4	
01/14	N.Y. Jets	p	0	0	0	-	-	-	-	-	-	-	-	1	W 37-16	
01/07	at San Diego	p	0	0	0	-	-	-	-	-	-	-	-	1	W 24-21	
01/21	at Indianapolis	p	0	0	0	-	-	-	-	-	-	-	-	2	L 34-38	
2006 Postseason		3/0	0	0	0	0.0	0.0	0	0	0	0	0	0	4	2-1	
2007	Opponent	P/S	TT	UT	A	S	Yds	Int	Yds	PD	FF	FR	SpT	W/L	Score	
09/09	at N.Y. Jets	p	0	0	0	-	-	-	-	-	-	-	-	1	W 38-14	
09/16	San Diego	p	0	0	0	-	-	-	-	-	-	-	-	1	W 38-14	
09/23	Buffalo	p	0	0	0	-	-	-	-	-	-	-	-	2	W 38-7	
10/01	at Cincinnati	p	0	0	0	-	-	-	-	-	-	-	-	3	W 34-13	
10/07	Cleveland	p	0	0	0	-	-	-	-	-	-	-	-	1	W 34-17	
10/14	Dallas	p	0	0	0	-	-	-	-	-	-	-	-	1	W 48-27	
10/21	at Miami	p	1	0	1	-	-	-	-	-	-	-	-	1	W 49-28	
10/28	Washington	p	0	0	0	-	-	-	-	-	-	-	-	1	W 52-7	
11/04	at Indianapolis	p	0	0	0	-	-	-	-	-	-	-	-	1	W 24-20	
11/18	at Buffalo	p	1	1	0	-	-	-	-	-	-	-	-	1	W 56-10	
11/25	Philadelphia	p	0	0	0	-	-	-	-	-	-	-	-	2	W 31-28	
12/03	at Baltimore	p	0	0	0	-	-	-	-	-	-	-	-	1	W 27-24	
12/09	Pittsburgh	p	0	0	0	-	-	-	-	-	-	-	-	4	W 34-13	
12/16	N.Y. Jets	p	0	0	0	-	-	-	-	-	-	-	-	1	W 20-10	
12/23	Miami	p	0	0	0	-	-	-	-	-	-	-	-	1	W 28-7	
12/29	at N.Y. Giants	p	0	0	0	-	-	-	-	-	-	-	-	2	W 38-35	
2007 Totals		16/0	2	1	1	0.0	0.0	0	0	0	0	0	0	21	16-0	
01/12	Jacksonville	p	0	0	0	-	-	-	-	-	-	-	-	-	W	31-20
01/20	San Diego	p	0	0	0	-	-	-	-	-	-	-	-	1	W 21-12	
02/03	* N.Y. Giants	p	1	1	0	-	-	-	-	-	-	-	-	2	L 14-17	
2007 Postseason		3/0	1	1	0	0.0	0.0	0	0	0	0	0	0	3	2-1	
2008	Opponent	P/S	TT	UT	A	S	Yds	Int	Yds	PD	FF	FR	SpT	W/L	Score	
09/07	Kansas City	p	0	0	0	-	-	-	-	-	-	-	-	-	W	17-10
09/14	at N.Y. Jets	p	2	2	0	-	-	-	-	-	-	-	-	-	W	19-10
09/21	Miami	p	3	3	0	-	-	-	-	-	-	-	-	1	L 13-38	
10/05	at San Francisco	p	0	0	0	-	-	-	-	-	-	-	-	2	W 30-21	
10/12	at San Diego	p	2	2	0	-	-	-	-	-	-	-	-	2	L 10-30	
10/20	Denver	p	0	0	0	-	-	-	-	-	-	-	-	3	W 41-7	
10/26	St. Louis	p	1	1	0	-	-	-	-	-	-	-	-	1	W 23-16	
11/02	at Indianapolis	p	0	0	0	-	-	-	-	-	-	-	-	-	L 15-18	
11/09	Buffalo	p	2	1	1	-	-	-	-	-	-	-	-	1	W 20-10	
11/13	N.Y. Jets	p	9	7	2	1.0	5.0	-	-	-	-	-	-	1	L 31-34	
11/23	at Miami	p	3	3	0	-	-	-	-	-	-	-	-	-	W 48-28	
11/30	Pittsburgh	p	5	1	4	-	-	-	-	-	-	-	-	-	L 10-33	
12/07	at Seattle					Inactive								-	W 24-21	
12/14	at Oakland					Placed On Injured Reserve 12/13/08								-	W 49-26	
2008 Totals		12/3	27	20	7	1.0	5.0	0	0	0	1	0	0	11	11-5	
2009	Opponent	P/S	TT	UT	A	S	Yds	Int	Yds	PD	FF	FR	SpT	W/L	Score	
09/14	Buffalo	p	2	1	1	-	-	-	-	-	-	-	-	2	W 25-24	
09/20	at N.Y. Jets	p	2	2	0	-	-	-	-	-	-	-	-	1	L 9-16	
09/27	Atlanta	p	2	1	1	-	-	-	-	-	-	-	-	-	W 26-10	
10/04	Baltimore	p	1	0	1	-	-	-	-	-	-	-	-	1	W 27-21	
10/11	at Denver	p	-	-	-	-	-	-	-	-	-	-	-	2	L 17-20	
10/18	Tennessee	p	3	1	2	-	-	-	-	-	-	-	-	1	W 59-0	
10/25	at Tampa Bay	p	-	-	-	-	-	-	-	-	-	-	-	3	W 35-7	
11/08	Miami	p	-	-	-	-	-	-	-	-	-	-	-	-	W 27-17	
11/15	at Indianapolis	p	-	-	-	-	-	-	-	-	-	-	-	-	L 34-35	
11/22	N.Y. Jets	p	2	2	0	-	-	-	-	-	-	-	-	2	W 31-14	
11/30	at New Orleans	p	2	1	1	-	-	-	-	-	-	-	-	-	L 17-38	
12/06	at Miami	p	-	-	-	-	-	-	-	-	-	-	-	2	L 21-22	
12/13	Carolina	p	2	1	1	-	-	-	-	-	-	-	-	2	W 20-10	
12/20	at Buffalo	p	1	1	0	-	-	-	-	-	-	-	-	-	W 17-10	
12/27	Jacksonville	p	-	-	-	-	-	-	-	-	-	-	-	1	W 35-7	
01/03	at Houston	p	-	-	-	-	-	-	-	-	-	-	-	1	L 27-34	
2009 Totals		16/5	17	10	7	0.0	0.0	0	0	0	0	0	0	18	10-6	
01/10	Baltimore	p	-	-	-	-	-	-	-	-	-	-	-	-	L 14-33	
2009 Totals		1/0	0	0	0	0	0	0	0	0	0	0	0	0	0-1	



IS YOUR RETIREMENT BACK ON TRACK?

Find out with a Retirement Quick Check—only from Fidelity.

Let us help you create a solid, practical plan for retirement. It's fast, easy—and free.

YOUR RETIREMENT QUICK CHECK HELPS YOU DETERMINE:

- ☐ How much you may need to save
- ☐ How to maximize your savings options from 401(k)s, 403(b)s, and IRAs
- ☐ How to align your investment options with your goals
- ☐ If your portfolio can withstand the market's ups and downs

**CALL FOR YOUR COMPLIMENTARY
RETIREMENT QUICK CHECK TODAY.**

**800.FIDELITY (800.343.3548)
OR DO IT YOURSELF AT
FIDELITY.COM/RQC**

Turn hereSM



Keep in mind, investing involves risk. The value of your investment will fluctuate over time and you may gain or lose money.

Guidance provided by Fidelity is educational in nature, is not individualized and is not intended to serve as the primary or sole basis for your investment or tax-planning decisions.

Retirement Quick Check is an educational tool offered for use by Fidelity Brokerage Services LLC, Member NYSE, SIPC.

The tool's illustrations result from running a minimum of 250 hypothetical market simulations. The market return data used to generate the illustration is intended to provide you with a general idea of how asset mixes have performed historically. Our analysis assumes a level of diversity within each asset class consistent with a market index benchmark that may differ from the diversity of your own portfolio. Please note that the projections do not reflect the impact of any transaction costs or management and servicing fees (except variable annuities); if these had been included, the projected account balances would have been lower.

IMPORTANT: The projections or other information generated by Fidelity's Retirement Quick Check regarding the likelihood of various investment outcomes are hypothetical in nature, do not reflect actual investment results and are not guarantees of future results. Results may vary with each use and over time.

Fidelity Brokerage Services LLC, Member NYSE, SIPC. © 2010 FMR LLC. All rights reserved.

545920

2010 SEASON IN REVIEW



2010 Season

DATE	W/L	SCORE	OPPONENT	ATTENDANCE
9/12	W	38-24	Cincinnati	68,756
9/19	L	14-28	at New York Jets	78,355
9/26	W	38-30	Buffalo	68,756
10/04	W	41-14	at Miami	69,090
BYE WEEK				
10/17	W	23-20	Baltimore OT	68,756
10/24	W	23-20	at San Diego	68,836
10/31	W	28-18	Minnesota	68,756
11/07	L	14-34	at Cleveland	66,292
11/14	W	39-26	at Pittsburgh	64,359
11/21	W	31-28	Indianapolis	68,756
11/25	W	45-24	at Detroit	60,965
12/06	W	45-3	New York Jets	68,756
12/12	W	36-7	at Chicago	62,347
12/19	W	31-27	Green Bay	68,756
12/26	W	34-3	at Buffalo	68,281
1/02	W	38-7	Miami	68,756

RUSHING	NO	YDS	AVG	LG	TD
Green-Ellis	229	1008	4.4	33t	13
Woodhead	97	547	5.6	36t	5
Taylor	43	155	3.6	24	0
Tate	5	62	12.4	22	0
Morris	20	56	2.8	9	0
Hernandez	3	47	15.7	18	0
Faulk	8	45	5.6	11	0
Brady	31	30	1.0	9	1
Clayton	6	17	2.8	5	0
Edelman	2	14	7.0	13	0
Hoyer	10	-8	-8	1	0
Patriots	454	1973	4.3	36t	19
Opponents	409	1728	4.2	36t	19

FIELD GOALS	1-19	20-29	30-39	40-49	50+
Gostkowski	0/0	2/2	6/7	2/3	0/1
Graham	1/1	5/5	5/5	1/1	0/0
Patriots	1/1	7/7	11/12	3/4	0/1
Opponents	1/1	6/7	9/9	2/4	1/5

Opponents: (54G) (49G, 36G) (39G, 39G, 34G, 51N) (53B) (26G, 25G) (32G, 28G, 50N) (24G) (38G, 37G) (22G, 26N) () (44G, 46N) (53N, 39G) () (31G, 19G) (26G) (40N)

RECEIVING	NO	YDS	AVG	LG	TD
Welker	86	848	9.9	35	7
Branch	48	706	14.7	79†	1
Hernandez	45	563	12.5	46	6
Gronkowski	42	546	13.0	28	10
Woodhead	34	379	11.1	50	1
Tate	24	432	18.0	65†	3
Green-Elis	12	85	7.1	16	0
Moss TM	9	139	15.4	35†	3
Edelman	7	86	12.3	40	0
Morris	7	77	11.0	22	0
Faulk	6	62	10.3	21	0
Crumpler	6	52	8.7	27	2
Price	3	41	13.7	18	0
Taylor	2	6	3.0	7	0
Patriots	331	4022	12.2	79†	37
Opponents	388	4348	11.2	69†	35

STARTERS
Offense: WR Wes Welker (11), Brandon Tate (5); LT Matt Light (16); LG Logan Mankins (9), Dan Connolly (7); C Dan Koppert (16); RG Stephen Neal (8), Dan Connolly (6), Ryan Wendell (2); RT Sebastian Vollmer (16); TE Alge Crumpler (10), Aaron Hernandez (5); WR Deion Branch (9), Randy Moss (3), Julian Edelman (2), Brandon Tate (2); QB Tom Brady (16); RB BenJarvis Green-Elis (11), Danny Woodhead (3), Kevin Faulk (2); 2nd TE Rob Gronkowski (11), Aaron Hernandez (2); 3rd WR Brandon Tate (3); 4th WR, Julian Edelman (1).

Defense: LE Vince Wilfork (6), Ron Brace (3), Brandon Decker (2), Gerard Warren (2), Landon Cohen (1); LDT Vince Wilfork (3); Gerard Warren (1); NT Gerard Warren (4), Vince Wilfork (4), Ron Brace (1), Kyle Lowe (1), Myron Pryor (1), Mike Wright (1); RDT Myron Pryor (1), Vince Wilfork (1), Mike Wright (1); RE Gerard Warren (3), Mike Wright (2), Brandon Decker (2), Eric Moore (2), Vince Wilfork (2), Ron Brace (1); OLB Jermaine Cunningham (11), Rob Ninkovich (10), Tully Banta-Cain (6), Gary Guyton (2), Eric Moore (1); ILB Jerod Mayo (6), Brandon Spikes (8), Gary Guyton (6); LCB Devin McCourty (12), Kyle Arrington (2), Darius Butler (2); RCB Kyle Arrington (12), Devin McCourty (4); S Patrick Chung (13), Brandon Meriweather (13), James Sanders (6); 5th DB James Sanders (3), Darius Butler (1), Jarrod Page (1), Jonathan Wilhite (1)

2009 Coaching Staff: Josh Boyer, Defensive Backs; Corwin Brown, Defensive Backs; Ivan Fears, Running Backs; Brian Ferenz, Offensive Assistant Coach; Brian Flores, Assistant Coach Offense/Special Teams; Patrick Graham, Defensive Assistant Coach; Pepper Johnson, Defensive Line; Harold Nash, Assistant Strength and Conditioning; Bill O'Brien, Quarterbacks; Scott O'Brien, Special Teams; Chad O'Shea, Receivers; Matt Patricia, Linebackers; Dante Scarneccia, Assistant Head Coach/Offensive Line; Shane Waldron, Tight Ends; Mike Woicik, Strength and Conditioning.

Pro Bowl (6): QB Tom Brady (6), G Logan Mankins (3), LB Jerod Mayo (1), S Brandon Meriweather (2), CB Devin McCourty (1), NT Vince Wilfork (2).

Sacks: Wright 5.5, Banta-Cain 5.0, Ninkovich 4.0, G. Warren 3.5, Guyton 3.0, Deaderick 2.0, Fletcher 2.0, Mayo 2.0, Moore 2.0, Wilfork 2.0, Cunningham 1.0, Love 1.0, McCourty 1.0, Woods 1.0, Crable 0.5, Povor 0.5

Patriots 36.0, Opponents 25.0

PASSING	ATT	CMP	YARDS	CMP%	YDS/ATT	TD	TD%	INT	INT%	LG	SK/YDS	RATING
Brady	492	324	3900	65.9	7.9	36	7.3	4	0.8	79t	25/175	111.0
Hoyer	15	7	122	46.7	8.1	1	6.7	1	6.7	42t	0/0	69.3
Patriots	507	331	4022	65.3	7.9	37	7.3	5	1.0	79t	25/175	109.8
Opponents	611	338	4348	63.5	7.1	25	4.1	25	4.1	66t	236/212	81.2

TOTAL FIRST DOWNS	335	348				
Rushing	119	99				
Passing	196	226				
Penalty	20	23				
3rd Down: Made/Att	95/197	99/210				
3rd Down Pct.	48.2	47.1				
4th Down: Made/Att	7/14	12/20				
4th Down Pct.	50.0	60.0				
POSSESSION AVG.	29:00	31:00				
TOTAL NET YARDS	5820	5864				
Avg. Per Game	363.8	366.5				
Total Plays	986	1056				
Avg. Per Play	5.9	5.6				
NET YARDS RUSHING	1973	1728				
Avg. Per Game	123.3	108.0				
Total Rushes	454	409				
NET YARDS PASSING	3847	4136				
Avg. Per Game	240.4	258.5				
Sacked/Yards Lost	25/175	36/212				
Gross Yards	4022	4348				
Attempts/Completions	507/331	611/388				
Completion Pct.	65.3	63.5				
Had Intercepted	5	25				
PUNTS/AVERAGE	58/43.2	58/41.8				
NET PUNTING AVG.	38.4	34.2				
PENALTIES/YARDS	83/766	84/687				
FUMBLES/BALL LOST	9/5	20/13				
TOUCHDOWNS	65	36				
Rushing	19	10				
Passing	37	25				
Returns	9	1				
Score by Periods	1	2	3	4	OT	Total
Patriots	103	152	138	122	3	518
Opponents	39	91	77	106	0	313

SCORING	TD	Ru	Pa	Rt	Pat	Fg	S	TP
Green-Ellis	13	13	0	0	0/0	0	0	78
Graham	0	0	0	0	35/37	12/12	0	71
Gronkowski	10	10	0	0	0/0	0	0	60
Gostkowski	0	0	0	0	26/26	10/13	0	56
Welker	7	7	0	1/1	0/0	0	0	43
Hernandez	6	6	0	0/0	0/0	0	0	36
Woodhead	6	5	1	0	0/0	0	0	36
Branch	5	5	0	0/0	0/0	0	0	30
Tate	5	0	3	2	0/0	0	0	30
Moss	3	0	3	0	0/0	0/0	0	18
Arrington	2	0	0	2	0/0	0	0	12
Crumpler	2	2	0	0/0	0/0	0	0	12
Guyton	2	0	0	2	0/0	0	0	12
Brady	1	1	0	0	0/0	0	0	6
Chung	1	0	0	1	0/0	0	0	6
Edelman	1	0	0	1	0/0	0	0	6
Sanders	1	0	0	1	0/0	0	0	6
Patriots	65	19	37	92/64	29/26	0	518	
Opponents	16	10	25	1	36/32	19/25	0	

266

2010 FINAL REGULAR-SEASON DEFENSIVE STATISTICS

	TACKLES			SACKS			INTERCEPTIONS				FUMBLES				SPECIAL TEAMS				
NAME	TT	UT	A	S	Yds	QH	Int/	Yds	TD	PD	FF	FR	Yds	TD	TT	UT	A	FF	FR
Jerod Mayo	193	115	78	2.0	14.0	5	0	0	0	5	1	3	0	0	1	0	1	0	0
Patrick Chung	89	67	22	0.0	0.0	1	3	96	1	9	0	0	0	0	8	6	2	0	0
Vince Wilfork	87	50	37	2.0	16.0	4	0	0	0	2	0	1	0	0	0	0	0	0	0
Devin McCourty	83	71	12	1.0	4.0	1	7	110	0	17	2	0	0	0	12	11	1	0	0
Brandon Spikes	71	41	30	0.0	0.0	0	1	5	0	3	0	0	0	0	2	2	0	0	0
Kyle Arrington	67	51	16	0.0	0.0	0	1	36	1	5	0	0	0	0	16	13	3	0	0
Brandon Meriweather	66	48	18	0.0	0.0	0	3	39	0	6	0	1	0	0	2	2	0	0	0
Gary Guyton	63	43	20	3.0	18.0	3	2	72	1	6	1	1	35	1	3	2	1	0	0
James Sanders	63	42	21	0.0	0.0	0	3	60	1	6	1	1	0	0	4	3	1	0	0
Rob Ninkovich	58	35	23	4.0	25.0	9	2	1	0	3	0	3	63	0	11	6	5	0	0
Tully Banta-Cain	50	35	15	5.0	30.5	13	0	0	0	0	1	0	0	0	0	0	0	0	0
Jermaine Cunningham	41	27	14	1.0	4.0	4	0	0	0	1	2	0	0	0	0	0	0	0	0
Gerard Warren	36	18	18	3.5	21.5	5	0	0	0	0	0	0	0	0	0	0	0	0	0
Ron Brace	28	19	9	0.0	0.0	0	0	0	0	0	0	0	0	0	0	0	0	0	0
Darius Butler	28	26	2	0.0	0.0	0	0	0	0	6	0	0	0	0	0	0	0	0	0
Jonathan Wilhite	24	19	5	0.0	0.0	0	0	0	0	2	0	0	0	0	0	0	0	0	0
Mike Wright	17	12	5	5.5	36.5	9	0	0	0	1	0	0	0	0	0	0	0	0	0
Brandon Deaderick	17	12	5	2.0	6.0	1	0	0	0	0	0	0	0	0	0	0	0	0	0
Dane Fletcher	15	10	5	2.0	8.0	5	1	0	0	2	1	1	0	0	11	10	1	0	0
Myron Pryor	14	8	6	0.5	2.0	1	0	0	0	0	0	0	0	0	0	0	0	0	0
Kyle Love	14	6	8	1.0	4.0	1	0	0	0	1	0	0	0	0	0	0	0	0	0
Jarrad Page	13	8	5	0.0	0.0	0	2	0	0	2	0	0	0	0	6	3	3	0	0
Eric Moore	13	10	3	2.0	16.0	2	0	0	0	1	2	1	0	0	0	0	0	0	0
Sergio Brown	9	8	1	0.0	0.0	0	0	0	0	0	0	1	0	0	3	2	1	0	1
Shawn Crable	4	3	1	0.5	3.5	1	0	0	0	0	0	0	0	0	1	0	1	0	0
Landon Cohen	4	3	1	0.0	0.0	0	0	0	0	0	0	0	0	0	0	0	0	0	0
Marques Murrell	1	1	0	0.0	0.0	0	0	0	0	0	0	0	0	0	0	0	0	0	0
Pierre Woods	1	1	0	1.0	3.0	1	0	0	0	0	0	0	0	0	2	2	0	0	0
Tony Carter	1	1	0	0.0	0.0	0	0	0	0	0	0	0	0	0	0	0	0	0	0
BenJarvus Green-Ellis	0	0	0	0.0	0.0	0	0	0	0	0	0	0	0	0	1	0	1	0	0
Stephen Gostkowski	0	0	0	0.0	0.0	0	0	0	0	0	0	0	0	0	1	0	1	0	0
Matthew Slater	0	0	0	0.0	0.0	0	0	0	0	0	0	0	0	0	21	15	6	0	0
Aaron Hernandez	0	0	0	0.0	0.0	0	0	0	0	1	0	0	0	0	0	0	0	0	0
Matt Katula	0	0	0	0.0	0.0	0	0	0	0	0	0	0	0	0	2	1	1	0	0
Zoltan Mesko	0	0	0	0.0	0.0	0	0	0	0	0	0	0	0	0	1	1	0	0	0
Sammy Morris	0	0	0	0.0	0.0	0	0	0	0	0	0	0	0	0	12	8	4	0	0
Danny Woodhead	0	0	0	0.0	0.0	0	0	0	0	0	0	0	0	0	10	10	0	0	0
Tracy White	0	0	0	0.0	0.0	0	0	0	0	0	0	0	0	0	18	9	9	0	0
Totals	1170	790	380	36.0	212.0	66	25	419	4	79	11	12	98	1	150	108	42	0	0

2010 Season

2010 MISCELLANEOUS STATISTICS

FUMBLES - LOST (9-5)					MISC. OFFENSIVE STATS				
Player	No.	Lost	Own Rec.	O.B.	Player	Tkl	Ast	FF	FR
Tom Brady	3	1	1	0	Julian Edelman	1	0	0	0
Rob Gronkowski	1	1	0	0	Randy Moss	2	0	0	1
Sammy Morris	1	1	0	0	Stephen Neal	1	0	0	0
Danny Woodhead	1	1	0	0	Totals	4	0	0	0
Julian Edelman	1	0	0	0					
Darius Butler	0	0	1	0					
Brandon Tate	1	1	0	0					
Wes Welker	1	0	2	0					
Totals	9	5	4	0					

BLOCKED KICKS			
Player	XP	FG	P
Patrick Chung	0	1	1
Totals	0	1	1



2010 GAME-BY-GAME TEAM STATISTICS

OFFENSE		FIRST DOWNS				NET OFFENSE				RUSHING				PASSING				PENALTY				PUNTS	
DATE	OPPONENT	TOTAL	Ru	Pa	Pn	Yds	Plays	Yds	Att	Avg	Net	S/YL	Gross	Att-Cmp	Pct	TD-Int	No	Yds	No	Yds	No	Avg	
09/12	Cincinnati	20	7	13	0	376	58	118	23	5.1	258	0/0	258	35-25	71.4	3	6	30	1	43.0			
09/19	at New York Jets	20	5	11	4	291	57	52	20	2.6	239	1/9	248	36-20	55.6	2-2	6	79	3	48.8			
09/26	Buffalo	25	12	12	1	445	66	200	38	5.3	245	1/7	252	27-21	77.8	3-0	4	35	3	37.7			
10/04	at Miami	19	9	9	1	265	59	119	32	3.7	146	3/7	153	24-19	79.2	1-0	3	31	3	41.0			
10/17	Baltimore	23	9	13	1	394	73	127	26	4.9	267	3/25	292	44-27	61.4	1-2	9	78	6	47.0			
10/24	at San Diego	15	3	8	4	179	58	51	22	2.3	128	4/31	159	32-19	59.4	1-0	7	51	4	38.3			
10/31	Minnesota	18	9	9	0	362	54	122	27	4.5	240	0/0	240	27-16	59.3	1-0	6	47	5	47.4			
11/07	at Cleveland	19	3	15	1	283	59	68	20	3.4	215	1/9	224	38-19	50.0	2-1	3	20	5	41.4			
11/14	at Pittsburgh	26	5	20	1	453	67	103	24	4.3	350	0/0	350	43-30	69.8	3-0	10	113	5	40.2			
11/21	Indianapolis	22	8	13	1	346	60	168	34	4.9	178	1/8	178	25-19	76.0	2-0	1	15	3	44.0			
11/25	at Detroit	20	6	13	1	447	53	109	25	4.4	338	1/3	341	27-21	77.8	4-0	5	50	3	51.0			
12/06	New York Jets	23	8	13	2	405	58	101	26	3.9	304	3/22	326	29-21	72.4	4-0	1	10	3	46.7			
12/12	at Chicago	27	11	16	0	475	78	124	35	3.5	351	3/18	369	40-27	67.5	2-0	4	43	2	35.5			
12/19	Green Bay	14	5	9	0	249	43	113	16	7.1	136	3/27	163	24-15	62.5	2-0	7	52	5	40.4			
12/26	at Buffalo	20	12	7	1	348	69	217	41	5.3	131	1/9	140	27-15	55.6	3-0	6	40	5	41.2			
01/02	Miami	24	7	15	2	502	74	181	45	4.0	321	0/0	321	29-17	58.6	3-0	5	72	2	48.0			
2010 Offensive Totals		335	119	196	20	5820	986	1973	454	4.3	3847	25/175	4022	597-331	65.3	37-5	83	766	58	43.2			
DEFENSE		FIRST DOWNS				NET OFFENSE				RUSHING				PASSING				PENALTY				PUNTS	
DATE	OPPONENT	TOTAL	Ru	Pa	Pn	Yds	Plays	Yds	Att	Avg	Net	S/YL	Gross	Att-Cmp	Pct	TD-Int	No	Yds	No	Yds	No	Avg	
09/12	Cincinnati	26	5	21	0	428	76	87	25	3.5	341	1/4	345	50-34	68.0	2-1	2	5	3	46.3			
09/19	at New York Jets	23	6	14	3	336	65	136	32	4.3	200	3/20	220	30-21	70.0	3-0	6	58	4	51.3			
09/26	Buffalo	19	7	12	0	374	53	134	24	5.6	240	1/7	247	28-20	71.4	2-2	6	45	1	33.0			
10/04	at Miami	23	7	15	1	400	67	92	21	4.4	308	2/12	320	44-30	68.2	2-4	6	40	2	13.5			
10/17	Baltimore	21	4	13	4	377	72	99	34	2.9	278	3/7	285	35-27	77.1	2-0	8	67	9	44.9			
10/24	at San Diego	23	4	18	1	363	71	38	19	2.0	325	2/11	336	50-34	68.0	1-1	6	69	2	48.0			
10/31	Minnesota	23	7	13	3	410	67	125	28	4.5	285	1/10	295	38-26	68.4	1-1	5	35	4	47.3			
11/07	at Cleveland	22	12	10	0	404	63	230	44	5.2	174	0/0	174	19-14	73.7	0-0	4	28	3	35.7			
11/14	at Pittsburgh	27	4	22	1	425	70	76	16	4.8	349	5/38	387	49-30	61.2	3-1	6	45	5	45.2			
11/21	Indianapolis	28	5	22	1	467	72	71	20	3.6	396	0/0	396	52-38	73.1	4-3	6	48	2	40.5			
11/25	at Detroit	25	11	13	1	406	75	129	27	4.8	277	2/8	285	46-27	58.7	1-2	8	66	3	47.0			
12/06	New York Jets	18	8	10	0	301	65	152	31	4.9	149	1/15	164	33-17	51.5	0-3	4	56	3	30.7			
12/12	at Chicago	12	3	8	1	185	42	47	14	3.4	138	2/14	152	26-12	46.2	0-2	4	30	5	32.2			
12/19	Green Bay	26	9	13	4	369	80	143	38	3.8	226	5/25	251	37-24	64.9	3-1	2	15	4	41.3			
12/26	at Buffalo	16	3	12	1	369	60	125	21	6.0	244	2/7	251	37-18	48.6	0-3	6	40	2	34.0			
01/02	Miami	16	4	10	2	250	58	44	16	2.8	250	5/34	284	37-16	43.2	1-1	5	40	6	48.0			
2010 Defensive Totals		348	99	226	23	5864	1056	1728	410	4.2	4180	35/212	4392	611-388	63.5	25-25	84	687	58	41.8			



2010 GAME-BY-GAME STATISTICS

PASSING STATISTICS

TOM BRADY

Date	Opponent	Att	Cmp	Yds	Pct	TD	Lg	Int	S	Yds	Rating
09/12	Cincinnati	35	25	258	.714	3	45	0	0	0	120.9
09/19	at New York Jets	36	20	248	.556	2	46	2	1	9	72.5
09/26	Buffalo	27	21	252	.778	3	35t	0	1	7	142.6
10/04	at Miami	24	19	153	.792	1	17	0	3	7	107.1
10/17	Baltimore	44	27	292	.614	1	30	2	3	25	69.5
10/24	at San Diego	32	19	159	.594	1	24	0	4	31	82.7
10/31	Minnesota	27	16	240	.593	1	65t	0	0	0	100.8
11/07	at Cleveland	36	19	224	.528	2	26	0	1	9	90.5
11/14	at Pittsburgh	43	30	350	.698	3	45	0	0	0	117.4
11/21	Indianapolis	25	19	186	.760	2	25	0	1	8	123.1
11/25	at Detroit	27	21	341	.778	4	79t	0	1	3	158.3
12/06	New York Jets	29	21	326	.724	4	50	0	3	22	148.9
12/12	at Chicago	40	27	369	.675	2	59t	0	3	18	113.4
12/19	Green Bay	24	15	163	.625	2	35	0	3	27	110.2
12/26	at Buffalo	27	15	140	.556	3	23	0	2	9	107.0
01/02	Miami	16	10	199	.625	2	40	0	0	0	145.6
2010 Totals		492	324	3900	.659	36	79t	4	25	175	111.0

BRIAN HOYER

Date	Opponent	Att	Cmp	Yds	Pct	TD	Lg	Int	S	Yds	Rating
10/04	at Miami	0	0	0	.000	0	0	0	0	0	0.0
11/07	at Cleveland	2	0	0	.000	0	0	1	0	0	0.0
12/12	at Chicago	0	0	0	.000	0	0	0	0	0	0.0
12/26	at Buffalo	0	0	0	.000	0	0	0	0	0	0.0
01/03	Miami	13	7	122	.538	1	42t	0	0	0	111.7
2010 Totals		15	7	122	.467	1	42t	1	0	0	69.3

Hoyer was active but did not play vs. Cincinnati (9/12), at N.Y. Jets (9/19), vs. Buffalo (9/26), vs. Baltimore (10/17), at San Diego (10/24), vs. Minnesota (10/31), vs. Indianapolis (11/21), vs. N.Y. Jets (12/06) and vs. Green Bay (12/19).

2010 GAME-BY-GAME STATISTICS

RUSHING STATISTICS

Date	Opponent	BENJARVUS GREEN-ELLIS						DANNY WOODHEAD						FRED TAYLOR					
		No	Yds	Avg	Lg	TD		No	Yds	Avg	Lg	TD		No	Yds	Avg	Lg	TD	
09/12	Cincinnati	5	22	4.4	7	0								14	71	5.1	24	0	
09/19	at New York Jets	10	19	1.9	7	0								5	11	2.2	6	0	
09/26	Buffalo	16	98	6.1	22	1		3	42	14.0	22t	1		6	16	2.7	5	0	
10/04	at Miami	16	76	4.8	12t	1		8	36	4.5	9	0			Inactive				
10/17	Baltimore	10	20	2.0	4	1		11	63	5.7	14	0			Inactive				
10/24	at San Diego	11	24	2.2	9	1		8	24	3.0	7	0			Inactive				
10/31	Minnesota	17	112	6.6	26	2		6	13	2.2	5	1			Inactive				
11/07	at Cleveland	9	14	1.6	5	0		9	54	6.0	12	0			Inactive				
11/14	at Pittsburgh	18	87	4.8	17	0		4	11	2.8	5	0			Inactive				
11/21	Indianapolis	21	96	4.6	16	1		7	69	9.9	36t	1			Inactive				
11/25	at Detroit	12	59	4.9	15t	2		8	32	4.0	9	0			Did Not Play				
12/06	New York Jets	18	72	4.0	13	2		2	11	5.5	7	0		4	9	2.3	6	0	
12/12	at Chicago	21	87	4.1	17	0		7	21	3.0	5	1		3	16	5.3	10	0	
12/19	Green Bay	6	38	6.3	33t	1		9	59	6.6	14	0			Inactive				
12/26	at Buffalo	19	104	5.5	15	0		13	93	7.2	29t	1		1	-3	-3.0	-3	0	
01/02	Miami	20	80	4.0	11	1		2	19	9.5	19	0		10	35	3.5	8	0	
2010 Totals		229	1008	4.4	33t	13		97	547	5.6	36t	5		43	155	3.6	24	0	

Date	Opponent	KEVIN FAULK						BRANDON TATE						SAMMY MORRIS					
		No	Yds	Avg	Lg	TD		No	Yds	Avg	Lg	TD		No	Yds	Avg	Lg	TD	
09/12	Cincinnati	3	23	7.7	11	0		0	0	0.0	0	0		1	2	2.0	2	0	
09/19	at New York Jets	5	22	4.4	8	0		0	0	0.0	0	0		0	0	0.0	0	0	
09/26	Buffalo	Placed on IR- 9/22/10						1	5	5.0	5	0		6	19	3.2	9	0	
10/04	at Miami							0	0	0.0	0	0		2	3	1.5	4	0	
10/17	Baltimore							1	22	22.0	22	0		1	3	3.0	3	0	
10/24	at San Diego							0	0	0.0	0	0		1	2	2.0	2	0	
10/31	Minnesota							0	0	0.0	0	0		0	0	0.0	0	0	
11/07	at Cleveland							0	0	0.0	0	0		0	0	0.0	0	0	
11/14	at Pittsburgh							0	0	0.0	0	0		1	2	2.0	2	0	
11/21	Indianapolis							0	0	0.0	0	0		2	5	2.5	4	0	
11/25	at Detroit							1	17	17.0	17	0		0	0	0.0	0	0	
12/06	New York Jets							1	6	6.0	6	0		0	0	0.0	0	0	
12/12	at Chicago							0	0	0.0	0	0		1	2	2.0	2	0	
12/19	Green Bay							0	0	0.0	0	0		0	0	0.0	0	0	
12/26	at Buffalo							1	12	12.0	12	0		0	0	0.0	0	0	
01/02	Miami							0	0	0.0	0	0		5	18	3.6	7	0	
2010 Totals		8	45	5.6	11	0		5	62	12.4	22	0		20	56	2.8	9	0	

Date	Opponent	AARON HERNANDEZ						TOM BRADY						BRIAN HOYER					
		No	Yds	Avg	Lg	TD		No	Yds	Avg	Lg	TD		No	Yds	Avg	Lg	TD	
09/12	Cincinnati	0	0	0.0	0	0		0	0	0.0	0	0			Did Not Play				
09/19	at New York Jets	0	0	0.0	0	0		0	0	0.0	0	0			Did Not Play				
09/26	Buffalo	1	13	13.0	13	0		4	6	1.5	9	0			Did Not Play				
10/04	at Miami	0	0	0.0	0	0		5	6	1.2	5	0		1	-2	-2.0	-2	0	
10/17	Baltimore	1	18	18.0	18	0		2	1	0.5	2	0			Did Not Play				
10/24	at San Diego	0	0	0.0	0	0		2	1	0.5	2	0			Did Not Play				
10/31	Minnesota	0	0	0.0	0	0		4	-3	-0.8	0	0			Did Not Play				
11/07	at Cleveland	0	0	0.0	0	0		1	1	1.0	1	0		1	-1	-1.0	-1	0	
11/14	at Pittsburgh	0	0	0.0	0	0		1	3	3.0	3	1			Did Not Play				
11/21	Indianapolis	0	0	0.0	0	0		4	-2	-0.5	0	0			Did Not Play				
11/25	at Detroit	0	0	0.0	0	0		4	1	0.3	3	0			Did Not Play				
12/06	New York Jets	0	0	0.0	0	0		1	3	3.0	3	0			Did Not Play				
12/12	at Chicago	0	0	0.0	0	0		0	0	0.0	0	0		3	-2	-0.7	0	0	
12/19	Green Bay	1	16	16.0	0	0		0	0	0.0	0	0			Did Not Play				
12/26	at Buffalo							3	13	4.3	7	0		4	-2	-0.5	1	0	
01/02	Miami							0	0	0.0	0	0		1	-1	-1.0	-1	0	
2010 Totals		3	47	15.7	18	0		31	30	1.0	9	1		10	-8	-0.8	1	0	

Other Rushing Statistics:

Thomas Clayton - 6 rushes for 17 yards vs. Miami (01/02).

Julian Edelman - Total: 2 rushes for 14 yards. 1-1 vs. Buffalo (09/26), 1-13 vs. Miami (01/02).



2010 GAME-BY-GAME STATISTICS

RECEIVING STATISTICS

Date	Opponent	WES WELKER					DEION BRANCH					AARON HERNANDEZ				
		No	Yds	Avg	Lg	TD	No	Yds	Avg	Lg	TD	No	Yds	Avg	Lg	TD
09/12	Cincinnati	8	64	8.0	12	2						1	45	45.0	45	0
09/19	at New York Jets	6	38	6.3	11	1						6	101	16.8	46	0
09/26	Buffalo	4	45	11.3	27	0						6	65	10.8	25	0
10/04	at Miami	8	70	8.8	17	0						5	29	5.8	10	0
10/17	Baltimore	7	53	7.6	21	0						4	61	15.3	30	0
10/24	at San Diego	4	25	6.3	12	0						5	54	10.8	24	0
10/31	Minnesota	3	24	8.0	12	0						2	33	16.5	27	0
11/07	at Cleveland	4	36	9.0	11	0						5	48	9.6	22	2
11/14	at Pittsburgh	8	89	11.1	26	0						0	0	0.0	0	0
11/21	Indianapolis	5	58	11.6	22t	1						1	8	8.0	8t	1
11/25	at Detroit	8	90	11.3	19	2						1	18	18.0	18	1
12/06	New York Jets	7	80	11.4	18t	1						3	51	17.0	35	0
12/12	at Chicago	8	115	14.4	24	0						2	19	9.5	14	0
12/19	Green Bay	3	42	14.0	35	0						4	31	7.8	13	2
12/26	at Buffalo	3	19	6.3	9	0						Inactive				
01/02	Miami	Inactive										Inactive				
2010 Totals		86	848	9.9	35	7	61	818	13.4	79t	6	45	563	12.5	46	6

Date	Opponent	ROB GRONKOWSKI					DANNY WOODHEAD					BRANDON TATE				
		No	Yds	Avg	Lg	TD	No	Yds	Avg	Lg	TD	No	Yds	Avg	Lg	TD
09/12	Cincinnati	1	1	1.0	1	1						4	36	9.0	20	0
09/19	at New York Jets	1	14	14.0	14	0						1	17	17.0	17	0
09/26	Buffalo	3	43	14.3	21	1						2	43	21.5	29	0
10/04	at Miami	1	4	4.0	4	0						4	39	9.8	12	0
10/17	Baltimore	1	24	24.0	24	0						0	0	0.0	0	0
10/24	at San Diego	2	10	5.0	9	1						1	3	3.0	3	0
10/31	Minnesota	1	5	5.0	5	0						3	101	33.7	65t	1
11/07	at Cleveland	4	47	11.8	22	0						1	12	12.0	12	0
11/14	at Pittsburgh	5	72	14.4	25t	3						2	50	25.0	45	0
11/21	Indianapolis	1	25	25.0	25	0						0	0	0.0	0	0
11/25	at Detroit	5	65	13.0	26	0						0	0	0.0	0	0
12/06	New York Jets	1	12	12.0	12	0						1	4	4.0	4t	1
12/12	at Chicago	5	43	8.6	15	1						2	40	20.0	28	0
12/19	Green Bay	1	25	25.0	25	0						1	5	5.0	5	0
12/26	at Buffalo	4	54	13.5	23	2						0	0	0.0	0	0
01/02	Miami	6	102	17.0	28	1						2	82	41.0	42t	1
2010 Totals		42	546	13.0	28	10	34	379	11.1	50	1	24	432	18.0	65t	3

Date	Opponent	BENJARVUS GREEN-ELLIS					JULIAN EDELMAN					ALGE CRUMPLER				
		No	Yds	Avg	Lg	TD	No	Yds	Avg	Lg	TD	No	Yds	Avg	Lg	TD
09/12	Cincinnati	0	0	0.0	0	0						0	0	0	0	0
09/19	at New York Jets	0	0	0.0	0	0						0	0	0	0	0
09/26	Buffalo	1	6	6.0	6	0						0	0	0	0	0
10/04	at Miami	0	0	0.0	0	0						0	0	0	0	0
10/17	Baltimore	0	0	0.0	0	0						1	4	4.0	4	0
10/24	at San Diego	0	0	0.0	0	0						0	0	0	0	0
10/31	Minnesota	1	11	11.0	11	0						0	0	0	0	0
11/07	at Cleveland	0	0	0.0	0	0						0	0	0	0	0
11/14	at Pittsburgh	4	36	9.0	16	0						1	4	4.0	4	0
11/21	Indianapolis	1	4	4.0	4	0						0	0	0	0	0
11/25	at Detroit	0	0	0.0	0	0						1	27	27.0	27	0
12/06	New York Jets	1	7	7.0	7	0						0	0	0	0	0
12/12	at Chicago	0	0	0.0	0	0						0	0	0	0	0
12/19	Green Bay	2	12	6.0	9	0						1	3	3.0	3	0
12/26	at Buffalo	1	3	3.0	3	0						1	4	4.0	4t	1
01/02	Miami	1	6	6.0	6	0						1	10	10.0	10t	1
2010 Totals		12	85	7.1	16	0	7	86	12.3	40	0	6	52	8.7	27	2

Other Receiving Statistics:

Randy Moss - Total: 9 receptions for 139 yards, 3 touchdowns. 5-59 vs. Cincinnati (09/12), 2-38, 1 TD at New York Jets (09/19), 2-42, 2 TD vs. Buffalo (09/26).

Sammy Morris - Total: 7 receptions for 77 yards. 1-19 at New York Jets (09/19), 1-22 at Cleveland (11/07), 1-6 at Pittsburgh (11/14), 1-15 at Detroit (11/25), 1-4 vs. New York Jets (12/06), 1-3 at Buffalo (12/26), 1-8 vs. Miami (01/02).

Kevin Faulk - Total: 6 receptions for 62 yards. 4-47 vs. Cincinnati (09/12), 2-15 at New York Jets (09/19).

Fred Taylor - Total: 2 receptions for 6 yards. 2-6 vs. Cincinnati (09/12).

Taylor Price - Total: 3 receptions for 41 yards. 3-41 vs. Miami (01/02).

2010 GAME-BY-GAME STATISTICS

DEFENSIVE STATISTICS

Tabulated from Coaching Grades

2010 Season

		JEROD MAYO												PATRICK CHUNG												VINCE WILFORK														
Date	Opponent	TT	UT	A	S	Yds	QH	Int	Yds	PD	FF	FR	SpT	TT	UT	A	S	Yds	QH	Int	Yds	PD	FF	FR	SpT	TT	UT	A	S	Yds	QH	Int	Yds	PD	FF	FR	SpT			
09/12	CIN	11	7	4										9	5	4										4	2	2			1				1					
09/19	at NYJ	9	4	5										14	9	5								1		6	3	3												
09/26	BUF	9	7	2	1.0	7.0	1							6	6	0			1	26	1					0	0	0												
10/04	at MIA	17	16	1					1					7	5	2			1	51	1		1			3	2	1												
10/17	BAL	19	9	10										8	6	2										10	5	5												
10/24	at SD	12	8	4								1	1	1	1	0										3	3	0												
10/31	MIN	17	7	10			1							Inactive											8	2	6													
11/07	at CLE	9	5	4										Inactive											8	4	4													
11/14	at PIT	13	5	8										10	8	2				1						4	1	3												
11/21	IND	15	11	4					1					5	4	1				1			1			7	5	2												
11/25	at DET	14	10	4					1					7	6	1			1		2					9	7	2												
12/06	NYJ	12	6	6										2	2	0										3	3	0			1									
12/12	at CHI	5	3	2								1		6	4	2										2	1	1												
12/19	GB	19	10	9										7	4	3								2		9	5	4								1				
12/26	at BUF	4	2	2			1		2	1	1			6	6	0			1	19	2	1				6	3	3					1							
01/02	MIA	8	5	3	1.0	7.0	2							1	1	0				1						5	4	1	2.0	16.0	2									
Regular Season Totals		89	115	78	2.0	14.0	5	0	0	5	1	3	1	89	67	22	0	0	1	3	96	9	0	0	8	87	50	37	0	0	4	0	0	2	0	0	6			
		DEVIN MCCOURTY												BRANDON SPIKES												BRANDON MERIWEATHER														
Date	Opponent	TT	UT	A	S	Yds	QH	Int	Yds	PD	FF	FR	SpT	TT	UT	A	S	Yds	QH	Int	Yds	PD	FF	FR	SpT	TT	UT	A	S	Yds	QH	Int	Yds	PD	FF	FR	SpT			
09/12	CIN	6	6	0					1				1	2	1	1				1						3	2	1												
09/19	at NYJ	3	1	2								1		10	5	5										1	1	0				1	0		1					
09/26	BUF	5	5	0										5	4	1										5	1	4									1			
10/04	at MIA	7	4	3					1			1		3	1	2										3	3	0												
10/17	BAL	5	4	1					1					13	9	4							2			3	1	2												
10/24	at SD	3	3	0				1	0	1				3	1	2										5	5	0												
10/31	MIN	5	5	0				1	37	3		1		10	8	2										6	5	1												
11/07	at CLE	7	6	1										10	4	6										8	5	3								1				
11/14	at PIT	10	9	1								2		3	1	2										5	4	1												
11/21	IND	5	5	0				1	0	2				3	1	2										6	5	1			1	39		1						
11/25	at DET	4	3	1				2	73	2		4		2	2	0				1						4	3	1					2							
12/06	NYJ	2	2	0				1	0	1		1		7	4	3				1	5	1				6	4	2												
12/12	at CHI	4	4	0					1	1				Did Not Play											1	1	0				1	0		1						
12/19	GB	11	9	2	1.0	4.0	1			1				Did Not Play											4	3	1												1	
12/26	at BUF	5	4	1						1				Did Not Play											5	4	1							1						
01/02	MIA	1	1	0				1	0	1		1		Did Not Play											1	1	0													
Regular Season Totals		83	71	12	1.0	4.0	1	7	110	17	2	0	12	71	41	30	0	0	1	5	3	0	0	2	66	48	18	0	0	3	39	6	0	1	2					
		KYLE ARRINGTON												GARY GUYTON												JAMES SANDERS														
Date	Opponent	TT	UT	A	S	Yds	QH	Int	Yds	PD	FF	FR	SpT	TT	UT	A	S	Yds	QH	Int	Yds	PD	FF	FR	SpT	TT	UT	A	S	Yds	QH	Int	Yds	PD	FF	FR	SpT			
09/12	CIN	0	0	0								2		1	1	0			1	59	1		1			7	4	3						1						
09/19	at NYJ	2	1	1										1	1	0										3	3	0								1				
09/26	BUF	5	3	2										5	4	1			1				1			8	6	2								1				
10/04	at MIA	9	6	3										4	2	2										1	1	0												
10/17	BAL	7	7	0										2	2	0										Inactive														
10/24	at SD	4	3	1					1			3		7	6	1										3	2	1					1		1					
10/31	MIN	7	3	4										1	0	0										5	3	2												
11/07	at CLE	4	4	0								1		1	0	1										4	2	2					1			1				
11/14	at PIT	2	2	0					1			1		4	3	1	1.0	0.0	1			1				3	2	1			1	32		1						
11/21	IND	3	3	0										8	6	2										6	5	1			1	0		1						
11/25	at DET	2	2	0								2		8	7	1	1.0	5.0	1			1				7	5	2												
12/06	NYJ	6	4	2								2		2	1	1										6	3	3			1	28		1		1				
12/12	at CHI	4	3	1					1			2		7	4	3			1	13	1		1			3	0	3					1							
12/19	GB	5	4	1				1	36	2				6	2	4										4	4	0												
12/26	at BUF	3	2	1										5	2	3	1.0	3.0	1			2	1			0	0	0												
01/02	MIA	4	4	0								1		2	2	0										3	2	1												
Regular Season Totals		67	51	16	0	0	0	1	36	5	0	0	16	63	43	20	3.0	18.0	3	2	72	6	1	1	3	63	42	21	0	0	3	60	6	1	1	4				



2010 GAME-BY-GAME STATISTICS

DEFENSIVE STATISTICS

Tabulated from Coaching Grades

2010 Season

		ROB NINKOVICH												TULLY BANTA-CAIN												JERMAINE CUNNINGHAM																	
Date	Opponent	TT	UT	A	S	Yds	QH	Int	Yds	PD	FF	FR	SpT	TT	UT	A	S	Yds	QH	Int	Yds	PD	FF	FR	SpT	TT	UT	A	S	Yds	QH	Int	Yds	PD	FF	FR	SpT						
09/12	CIN	4	2	2				1					1	1	5	3	2	0.5	2							0	0	0															
09/19	at NYJ	5	3	2									1	9	8	1	1.0	4	0							4	2	2															
09/26	BUF	2	0	2										0	0	0										2	1	1			1												
10/04	at MIA	5	3	2	1.0	7.0		1	2	1	2		1	2	0	2										2	1	1						1									
10/17	BAL	9	8	1			2							0	0	0										7	2	5	1.0	4.0					1								
10/24	at SD	1	1	0									1	1	0	1										3	2	1															
10/31	MIN	3	1	2									1	5	5	0		1								4	3	1			1												
11/07	at CLE	4	1	3										6	4	2										4	3	1							1								
11/14	at PIT	3	2	1										2	1	1	1.5	9.5	2							0	0	0															
11/21	IND	2	0	2			1							3	3	0		2								2	1	1															
11/25	at DET	2	0	2										2	0	2										2	2	0															
12/06	NYJ	2	2	0									1	3	3	0	1.0	15.0	2							5	5	0			1												
12/12	at CHI	2	1	1					1				3	0	0	0		1								0	0	0															
12/19	GB	6	5	1	1.0	7.0		1					1	5	3	2	1.0	0.0	1					1		6	5	1			1												
12/26	at BUF	3	2	1									1	7	5	2		1																									
01/02	MIA	5	4	1	2.0	11.0	3					1	1	Inactive												0	0	0															
Regular Season Totals		58	35	23	4.0	25.0	9	2	1	3	0	3	11	50	35	15	5.0	30.5	13	0	0	0	0	1	0	41	27	14	1.0	4.0	4	0	0	1	2	0	0						
		GERARD WARREN												RON BRACE												DARIUS BUTLER																	
Date	Opponent	TT	UT	A	S	Yds	QH	Int	Yds	PD	FF	FR	SpT	TT	UT	A	S	Yds	QH	Int	Yds	PD	FF	FR	SpT	TT	UT	A	S	Yds	QH	Int	Yds	PD	FF	FR	SpT						
09/12	CIN	0	0	0										2	2	0										8	7	1						1									
09/19	at NYJ	2	2	0	2.0	16.0	2							3	2	1										7	6	1															
09/26	BUF	2	1	1										1	1	0										1	1	0															
10/04	at MIA	4	1	3										1	1	0										0	0	0						1									
10/17	BAL	3	2	1										1	0	1										0	0	0															
10/24	at SD	1	0	1										Inactive												1	1	0															
10/31	MIN	1	1	0										3	2	1										0	0	0															
11/07	at CLE	5	3	2										7	4	3										0	0	0															
11/14	at PIT	4	2	2	0.5	1.5		1						1	1	0																											
11/21	IND	3	0	3										5	2	3										1	1	0															
11/25	at DET	1	0	1										1	1	0										1	1	0															
12/06	NYJ	1	1	0										1	1	0										1	1	0															
12/12	at CHI	1	1	0	1.0	4.0		1						1	1	0										0	0	0						1									
12/19	GB	4	2	2										Inactive												1	1	0															
12/26	at BUF	1	1	0										1	1	0										1	1	0							2								
01/02	MIA	3	1	2										Inactive												6	6	0						1									
Regular Season Totals		36	18	18	3.5	21.5	5	0	0	0	0	0	0	28	19	9	0	0	0	0	0	0	0	0	0	28	26	2	0	0	0	0	0	6	0	0	0						
		JONATHAN WILHITE												MIKE WRIGHT												BRANDON DEADERICK																	
Date	Opponent	TT	UT	A	S	Yds	QH	Int	Yds	PD	FF	FR	SpT	TT	UT	A	S	Yds	QH	Int	Yds	PD	FF	FR	SpT	TT	UT	A	S	Yds	QH	Int	Yds	PD	FF	FR	SpT						
09/12	CIN	5	5	0								1		0	0	0		1								Inactive																	
09/19	at NYJ	2	2	0										0	0	0		1								Inactive																	
09/26	BUF	3	1	2										1	0	1										Inactive																	
10/04	at MIA	4	4	0										3	3	0	1.0	5.0	1							2	1	1															
10/17	BAL	2	1	1										2	2	0	1.0	3.0	1					1		5	4	1	1.0	0.0													
10/24	at SD	3	2	1										3	2	1	1.0	5.0	1							2	2	0	1.0	6.0	1												
10/31	MIN	2	2	0										2	2	0	1.0	10.0	2							2	1	1															
11/07	at CLE	2	2	0									1	2	2	0										3	3	0															
11/14	at PIT	1	0	1										4	1	3	1.5	13.5	2							2	1	1															
11/21	IND													0	0	0										0	0	0															
11/25	at DET													Inactive												Inactive																	
12/06	NYJ													Inactive												0	0	0															
12/12	at CHI													Inactive												0	0	0															
12/19	GB	Placed on Injured Reserve - 12/15/10														Inactive												1	0	1													
12/26	at BUF													Inactive												Inactive																	
01/02	MIA													Inactive												Inactive																	
Regular Season Totals		24	19	5	0	0	0	0	2	0	0	0	0	17	12	5	5.5	36.5	9	0	0	1	0	0	0	17	12	5	2.0	6.0	1	0	0	0	0	0	0						

2010 GAME-BY-GAME STATISTICS

DEFENSIVE STATISTICS

Tabulated from Coaching Grades

MYRON PRYOR														JARRAD PAGE														DANE FLETCHER													
Date	Opponent	TT	UT	A	S	Yds	QH	Int	Yds	PD	FF	FR	SpT	TT	UT	A	S	Yds	QH	Int	Yds	PD	FF	FR	SpT	TT	UT	A	S	Yds	QH	Int	Yds	PD	FF	FR	SpT				
09/12	CIN	3	2	1	0.5	20	1							0	0	0																									
09/19	at NYJ	1	1	0										0	0	0																									
09/26	BUF	0	0	0										1	1	0																									
10/04	at MIA	0	0	0										0	0	0											0	0	0												
10/17	BAL	1	0	1										0	0	0											1	1	0												
10/24	at SD	2	1	1																							3	2	1							1	1				
10/31	MIN	1	1	0																							0	0	0												
11/07	at CLE	4	2	2																							0	0	0								1				
11/14	at PIT																										0	0	0												
11/21	IND																										0	0	0								2				
11/25	at DET																										3	3	0								1				
12/06	NYJ													4	3	1											3	0	0								1				
12/12	at CHI													3	1	2											1	0	1								1				
12/19	GB													3	3	0											1	2	2	0	10.0	2									
12/26	at BUF													1	0	1											2	2	0	10.0	1	1	0	1		1	2				
01/02	MIA	2	1	1										1	0	1											3	0	3								1				
Regular Season Totals		14	8	6	0.5	20	0	0	0	0	0	0	0	13	8	5	0	0	1	2	0	2	0	0	6	15	10	5	2.0	8.0	5	1	0	2	1	1	11				
KYLE LOVE														ERIC MOORE														SERGIO BROWN													
Date	Opponent	TT	UT	A	S	Yds	QH	Int	Yds	PD	FF	FR	SpT	TT	UT	A	S	Yds	QH	Int	Yds	PD	FF	FR	SpT	TT	UT	A	S	Yds	QH	Int	Yds	PD	FF	FR	SpT				
09/12	CIN																																								
09/19	at NYJ	0	0	0																																					
09/26	BUF																																								
10/04	at MIA																																								
10/17	BAL																																								
10/24	at SD																																								
10/31	MIN																																								
11/07	at CLE																																								
11/14	at PIT	0	0	0																																					
11/21	IND	2	1	1																																					
11/25	at DET	0	0	0																																					
12/06	NYJ	4	0	4																																					
12/12	at CHI	0	0	0										4	4	0	1.0	10.0																							
12/19	GB	3	2	1										3	2	1	10.0	6.0	2																						
12/26	at BUF	2	2	0	1.0	4.0	1							3	2	1																									
01/02	MIA	3	1	2										2	1																										
Regular Season Totals		14	6	8	1.0	4.0	1	0	0	1	0	0	0	13	10	3	2.0	16.0	2	0	0	1	2	1	0	9	8	1	0	0	0	0	0	0	1	3					
SHAWN CRABLE														LONDON COHEN														TRACY WHITE													
Date	Opponent	TT	UT	A	S	Yds	QH	Int	Yds	PD	FF	FR	SpT	TT	UT	A	S	Yds	QH	Int	Yds	PD	FF	FR	SpT	TT	UT	A	S	Yds	QH	Int	Yds	PD	FF	FR	SpT				
09/12	CIN																																					2			
09/19	at NYJ																																					1			
09/26	BUF	0	0	0																																					
10/04	at MIA																																								
10/17	BAL	0	0	0																																					
10/24	at SD	0	0	0																																					
10/31	MIN	0	0	0																																					
11/07	at CLE	2	1	1																																					
11/14	at PIT	2	2	0	0.5	3.5	1																																		
11/21	IND																																								
11/25	at DET																																								
12/06	NYJ																																								
12/12	at CHI																																								
12/19	GB																																								
12/26	at BUF													3	2	1																									
01/02	MIA													1	1	0																									
Regular Season Totals		4	3	1	0.5	3.5	1	0	0	0	0	0	1	4	3	1	0	0	0	0	0	0	0	0	0	0	0	0	0	0	0	0	0	0	0	0	18				

Other Defensive stats:

P. Woods 1 TT, 1.0 S 3.0 Yds. 1 QH, 2 SpT; S. Gostkowski 1 SpT; R. Moss 2 TT; S. Neal 1 TT; A. Hernandez 1 PD; M. Katula 2 SpT; M. Murrell 1 TT; Z. Mesko 1 TT 1 SpT; B. Green-Ellis 3 SpT; Tony Carter 1 TT.



2010 GAME-BY-GAME STATISTICS

SPECIAL TEAMS TACKLES

Date	Opp.	Slater TT-S-A	Morris TT-S-A	Woodhead TT-S-A
09/12	CIN	2-1-1	0-0-0	Signed -
09/19	at NYJ	2-1-1	0-0-0	9/18/10
09/26	BUF	2-1-1	0-0-0	0-0-0
10/04	at MIA	0-0-0	0-0-0	1-1-0
10/17	BAL	0-0-0	1-1-0	0-0-0
10/24	at SD	0-0-0	1-1-0	1-1-0
10/31	MIN	Inactive	0-0-0	1-1-0
11/07	at CLE	2-2-0	0-0-0	1-1-0
11/14	at PIT	1-0-1	2-1-1	2-2-0
11/21	IND	0-0-0	0-0-0	1-1-0
11/25	at DET	0-0-0	1-0-1	0-0-0
12/06	NYJ	4-2-2	1-0-1	3-3-0
12/12	at CHI	1-1-0	2-1-1	0-0-0
12/19	GB	3-3-0	2-2-0	0-0-0
12/26	at BUF	1-1-0	2-1-1	0-0-0
01/02	MIA	3-3-0	1-1-0	0-0-0
2010 Totals		21-15-6	12-8-4	10-10-0

2010 PUNTING TOTALS

Date	Opp.	No.	Yds	Avg	Net	TB	In 20	Lg	B
09/12	CIN	1	43	43.0	43.0	0	0	43	0
09/19	at NYJ	3	146	48.7	45.0	0	1	56	0
09/26	BUF	3	113	37.7	34.7	0	0	44	0
10/04	at MIA	3	123	41.0	33.3	0	1	60	0
10/17	BAL	6	282	47.0	47.2	0	2	65	0
10/24	at SD	4	153	38.3	35.3	0	2	45	0
10/31	MIN	5	237	47.4	42.0	1	1	55	0
11/07	at CLE	5	207	41.4	33.8	1	1	51	0
11/14	at PIT	5	201	40.2	31.8	1	3	53	0
11/21	IND	3	132	44.0	43.7	0	1	45	0
11/25	at DET	3	153	51.0	41.7	1	1	50	0
12/06	NYJ	3	140	46.7	38.0	0	1	52	0
12/12	at CHI	2	71	35.5	17.0	1	0	38	0
12/19	GB	5	202	40.4	35.2	0	1	48	0
12/26	at BUF	5	206	41.2	41.2	0	3	48	0
01/02	MIA	2	96	48.0	48.0	0	1	49	0
2010 Totals		58	2505	43.2	38.4	5	19	65	0

2010 KICKING TOTALS

STEPHEN GOSTKOWSKI							SHAYNE GRAHAM						
Date	Opponent	XP-XPA	XP Pct.	FG-FGA	Blk	FG Pct.	Pts.	XP-XPA	XP Pct.	FG-FGA	Blk	FG Pct.	Pts.
09/12	Cincinnati	5-5	100%	1-3	0	33%	8						
09/19	at New York Jets	2-2	100%	0-1	0	0%	2						
09/26	Buffalo	5-5	100%	1-1	0	100%	8						
10/04	at Miami	5-5	100%	2-2	0	100%	11						
10/17	Baltimore	2-2	100%	3-3	0	100%	11						
10/24	at San Diego	2-2	100%	3-3	0	100%	11						
10/31	Minnesota	4-4	100%	0-0	0	N/A	4						
11/07	at Cleveland	1-1	100%	0-0	0	N/A	1						
11/14	at Pittsburgh	Placed on Injured Reserve - 11/10/10						3-4	75%	2-2	0	100%	9
11/21	Indianapolis							4-4	100%	1-1	0	100%	7
11/25	at Detroit							6-6	100%	1-1	0	100%	9
12/06	New York Jets							6-6	100%	1-1	0	100%	9
12/12	at Chicago							3-4	75%	3-3	0	100%	12
12/19	Green Bay							4-4	100%	2-2	0	100%	10
12/26	at Buffalo							4-4	100%	2-2	0	100%	10
01/02	Miami							5-5	100%	1-1	0	100%	8
2010 Totals		26-26	100%	10-13	0	76.9%	56	35-37	94.6%	13-13	0	100%	74

KICK RETURNS

BRANDON TATE							SAMMY MORRIS						
Date	Opp.	KR	Yds	Avg	LG	TD	KR	Yds	Avg	LG	TD		
09/12	CIN	4	184	46.0	97	1	0	0	0.0	0	0		
09/19	at NYJ	5	123	24.6	31	0	0	0	0.0	0	0		
09/26	BUF	6	141	23.5	32	0	0	0	0.0	0	0		
10/04	at MIA	3	153	51.0	103	1	0	0	0.0	0	0		
10/17	BAL	1	19	19.0	19	0	0	0	0.0	0	0		
10/24	at SD	2	45	22.5	25	0	0	0	0.0	0	0		
10/31	MIN	4	58	14.5	19	0	0	0	0.0	0	0		
11/07	at CLE	1	28	28.0	28	0	2	4	2.0	4	0		
11/14	at PIT	3	67	22.3	35	0	0	0	0.0	0	0		
11/21	IND	3	69	23.0	32	0	1	21	21.0	21	0		
11/25	at DET	4	69	17.3	26	0	0	0	0.0	0	0		
12/06	NYJ	2	42	21.0	21	0	0	0	0.0	0	0		
12/12	at CHI	0	0	0.0	0	0	1	18	18.0	18	0		
12/19	GB	1	20	20.0	20	0	0	0	0.0	0	0		
12/26	at BUF	1	16	16.0	16	0	1	23	23.0	23	0		
01/02	MIA	1	23	23.0	23	0	0	0	0.0	0	0		
2010 Totals		41	1057	25.8	103	2	5	66	13.2	23	0		

PUNT RETURNS

JULIAN EDELMAN							WES WELKER						
PR	FC	Yds	Avg	LG	TD		PR	FC	Yds	Avg	LG	TD	
		Inactive					0	0	0.0	0	0	0	
2	0	26	13.0	15	0		0	0	0.0	0	0	0	
0	0	0	0.0	0	0		0	0	0.0	0	0	0	
0	0	0	0.0	0	0		1	0	0.0	0	0	0	
2	0	16	8.0	10	0		3	2	27	9.0	22	0	
2	0	37	18.5	34	0		0	0	0.0	0	0	0	
1	0	4	4.0	4	0		0	2	0.0	0	0	0	
0	0	0	0.0	0	0		0	2	0.0	0	0	0	
1	2	12	12.0	12	0		0	0	0.0	0	0	0	
0	1	0	0.0	0	0		1	0	9	9.0	9	0	
3	0	47	15.7	28	0		0	0	0.0	0	0	0	
1	0	13	13.0	13	0		0	0	0.0	0	0	0	
2	0	43	21.5	42	0		0	0	0.0	0	0	0	
3	0	11	3.7	7	0		0	1	0.0	0	0	0	
0	1	0	0.0	0	0		0	0	0.0	0	0	0	
4	2	112	28.0	94	1		Inactive						
21	6	321	15.3	94	1		5	7	36	7.2	22	0	

Miscellaneous Kickoff Returns:

Dan Connolly - Total: 3 returns for 90 yards. 2-19 at Cleveland (11/07), 1-71 vs. Green Bay (12/19).

Other Punt Returns:

Brandon Tate - 1 return for 4 yards vs. Cincinnati (09/12). Kevin Faulk - 1 fair catch at New York Jets (09/19).



2010 HONORS AND AWARDS

QB TOM BRADY

- AFC Offensive Player of the Week
(Week 12 vs. at Detroit)
- AFC Offensive Player of the Week
(Week 13 vs. New York Jets)
- AFC Pro Bowl selection

OL DAN CONNOLLY

- AFC Special Teams Player of the Week
(Week 14 vs. Green Bay)

LT MATT LIGHT

- AFC Pro Bowl selection

G LOGAN MANKINS

- AFC Pro Bowl selection

LB JEROD MAYO

- AFC Pro Bowl selection

CB DEVIN MCCOURTY

- AFC Pro Bowl selection

S BRANDON MERIWEATHER

- AFC Pro Bowl selection

WR WES WELKER

- AFC Pro Bowl selection

NT VINCE WILFORK

- AFC Pro Bowl selection
- 2010 New England Patriots Ron Burton
Community Service Award

2010 PRO BOWL

Eight Patriots were selected to the AFC Pro Bowl Squad in 2011. QB Tom Brady, LT Matt Light, G Logan Mankins, LB Jerod Mayo, CB Devin McCourty, S Brandon Meriweather, WR Wes Welker and DL Vince Wilfork were selected to represent the New England Patriots and the AFC in the 2010 Pro Bowl on Jan. 31 in South Florida. Brady, Mankins and Wilfork were selected as starters, while Mayo, McCourty and Meriweather were selected as reserves. Light and Welker were selected as alternates.

It was the sixth Pro Bowl selection for Brady (2001, 2004, 2005, 2007 and 2009), the third for Light (2006 and 2007), Mankins (2007 and 2009), Welker (2008 and 2009) and Wilfork (2007 and 2009), the second for Meriweather (2009) and the first for Mayo and rookie McCourty. McCourty is the fourth Patriots rookie to be selected to the Pro Bowl, joining Mike Haynes (1976), John Stephens (1988) and Curtis Martin (1995).

2010 TELEVISION RATINGS

PATRIOTS 2010 RATINGS IN BOSTON TV MARKET

Date	Opp.	Net.	Boston TV	HH Rat.	HH Share
09/12	CIN	CBS	WBZ	28.7	59*
09/19	NYJ	CBS	WBZ	34.96	61
09/26	BUF	CBS	WBZ	29.3	62
10/04	MIA	ESPN	WCVB	30.7	48
10/17	BAL	CBS	WBZ	29.84	61
10/24	SD	CBS	WBZ	35.1	58
10/31	MIN	FOX	WFXT	36.16	64
11/07	CLE	CBS	WBZ	30.73	60
11/14	PIT	NBC	WHDH	36.39	55
11/21	IND	CBS	WBZ	42.04	67
11/25	DET	CBS	WBZ	25.24	69
12/06	NYJ	ESPN	WCVB	42.2	62
12/12	CHI	CBS	WBZ	41.29	63
12/19	GB	NBC	WHDH	42.62	62
12/26	BUF	CBS	WBZ	36.58	63
01/02	MIA	CBS	WBZ	35.9	67
			AVERAGE	34.86	60.31

*Each ratings point represents one percent of the 2.4 million homes in the Boston TV market. Share represents the percentage of televisions that are tuned in to a program as a proportion of all of the televisions that are turned on at a given time.



2010 PLAYER PARTICIPATION CHART

2010 Season

	GP/GS/DNP/INA	9/12 Cincinnati Bengals	9/19 at New York Jets	9/26 Buffalo Bills	10/04 at Miami	10/17 Baltimore	10/24 at San Diego	10/31 Minnesota	11/07 at Cleveland	11/14 at Pittsburgh	11/21 Indianapolis	11/25 at Detroit	12/06 New York Jets	12/12 at Chicago	12/19 Green Bay	12/26 at Buffalo	01/02 Miami	
Arrington, Kyle	16/14/0/0	sub	sub	LCB	RCB	LCB	RCB	RCB	RCB	RCB	RCB	RCB	RCB	RCB	RCB	RCB	RCB	
Banta-Cain, Tully	15/6/0/1	sub	sub	OLB	sub	sub	sub	sub	sub	sub	OLB	OLB	sub	sub	OLB	OLB	X	
Brace, Ron	13/5/0/3	LE	RE	LE	sub	sub	X	sub	sub	LE	sub	sub	sub	NT	X	sub	X	
Brady, Tom	16/16/0/0	QB	QB	QB	QB	QB	QB	QB	QB	QB	QB	QB	QB	QB	QB	QB	QB	
Branch, Deion	11/9/0/1	Traded from SEA 10/12					WR	sub	WR	sub	WR	WR	WR	WR	WR	WR	X	
Brown, Sergio	11/0/0/0	Signed off PS 10/21					sub	sub	sub	sub	sub	sub	sub	sub	sub	sub	sub	
Butler, Darius	15/3/0/1	LCB	LCB	sub	sub	sub	sub	sub	sub	X	sub	sub	sub	sub	sub	sub	sub	
Carter, Tony	3/0/0/0	Signed off Practice Squad 12/18																
Chung, Patrick	14/13/0/2	S	S	S	S	S	S	X	S	S	S	S	sub	S	S	S	S	
Clayton, Thomas	1/0/0/6	Signed 9/30					X	X	Released 10/23; Claimed 12/2					X	X	X	X	sub
Cohen, Landon	2/1/0/0	Signed 12/22																
Connolly, Dan	14/13/0/1	LG	LG	LG	LG	LG	LG	LG	sub	RG	RG	RG	RG	RG	RG	X	X	
Crable, Shawn	6/0/0/1	sub					sub	sub	sub	sub	Signed off PS 9/25; Released 11/16							
Crumpler, Alge	16/10/0/0	sub	TE	sub	TE	sub	TE	TE	TE	TE	TE	TE	sub	TE	TE	TE	TE	
Cunningham, Jermaine	15/11/0/1	sub	sub	OLB	OLB	OLB	OLB	OLB	OLB	OLB	OLB	OLB	OLB	OLB	sub	sub	sub	
Deaderick, Brandon	10/4/0/6	X	X	X	sub	LE	RE	LE	sub	RE	sub	X	sub	sub	sub	X	X	
Edelman, Julian	15/3/0/1	X	sub	WR	sub	sub	sub	sub	sub	sub	sub	sub	sub	WR	sub	sub	WR	
Faulk, Kevin	2/2/0/0	RB	RB	Placed on Injured Reserve 9/22														
Fletcher, Dane	13/0/0/3	X	X	X	sub	sub	sub	sub	sub	sub	sub	sub	sub	sub	sub	sub	sub	
Gostkowski, Stephen	8/0/0/0	sub	sub	sub	sub	sub	sub	sub	sub	Placed on IR 11/10								
Graham, Shayne	7/0/0/0	Signed - 11/10					sub	sub	sub	sub	sub	sub	sub	sub	sub	sub	sub	
Green-Ellis, BenJarvus	16/11/0/0	sub	sub	sub	RB	RB	RB	RB	RB	RB	RB	RB	sub	sub	RB	RB	RB	
Gronkowski, Rob	16/11/0/0	TE	sub	sub	TE	TE	TE	sub	TE	TE	TE	TE	sub	sub	TE	TE	TE	
Guyton, Gary	16/8/0/0	ILB	sub	sub	sub	sub	sub	sub	sub	sub	ILB	ILB	ILB	ILB	OLB	OLB	ILB	
Hernandez, Aaron	14/7/0/2	TE	TE	TE	sub	TE	TE	TE	sub	sub	sub	sub	TE	sub	sub	X	X	
Hoyer, Brian	5/0/1/10	dnp	dnp	dnp	dnp	dnp	dnp	dnp	dnp	dnp	dnp	dnp	dnp	dnp	dnp	sub	sub	
Ingram, Jake	8/0/0/0	sub	sub	sub	sub	sub	sub	sub	sub	Released 11/10								
Jackson, Chevis	0/0/0/1	Signed 12/10; Released 12/18																
Kaczur, Nick	0/0/0/4	X	X	X	X	Placed on IR 10/12					sub	sub	sub	sub	sub	sub	sub	
Katula, Matt	8/0/0/0	Signed 11/10					sub	sub	sub	sub	sub	sub	sub	sub	sub	sub	sub	
Koppen, Dan	16/10/0/0	C	C	C	C	C	C	C	C	C	C	C	C	C	C	C	C	
Leonard, Louis	1/0/0/0	Signed 12/15; Released 12/22																
LeVoi, Mark	6/0/0/0	sub	sub	sub	sub	X	X	X	X	X	X	X	X	X	X	sub	sub	
Light, Matt	16/16/0/0	LT	LT	LT	LT	LT	LT	LT	LT	LT	LT	LT	LT	LT	LT	LT	LT	
Love, Kyle	9/1/1/6	dnp	sub	X	X	X	X	X	X	sub	sub	sub	sub	sub	sub	sub	NT	
Maneri, Steve	0/0/0/3	X	X	X	Released 9/27; Signed to Practice Squad 9/29													
Mankins, Logan	9/9/0/0	RFA; Joined Team 11/3					LG	LG	LG	LG	LG	LG	LG	LG	LG	LG	LG	
Maroney, Laurence	0/0/0/1	Traded to Denver 9/14																
Mayo, Jerod	16/16/0/0	ILB	ILB	ILB	ILB	ILB	ILB	ILB	ILB	ILB	ILB	ILB	ILB	ILB	ILB	ILB	ILB	
McCourt, Devin	16/16/0/0	RCB	RCB	RCB	LCB	RCB	LCB	LCB	LCB	LCB	LCB	LCB	LCB	LCB	LCB	LCB	LCB	
Meriweather, Brandon	16/13/0/0	S	sub	sub	S	S	S	S	S	S	S	S	S	sub	S	S	S	
Mesko, Zoltan	16/0/0/0	sub	sub	sub	sub	sub	sub	sub	sub	sub	sub	sub	sub	sub	sub	sub	sub	
Moore, Eric	4/3/0/1	Signed 12/3																
Morris, Sammy	16/0/0/0	sub	sub	sub	sub	sub	sub	sub	sub	sub	sub	sub	sub	sub	sub	sub	sub	
Moss, Randy	4/3/0/0	WR	WR	sub	WR	Traded to Minnesota 10/6												
Murrell, Marques	1/0/0/0	Released 9/13																
Neal, Stephen	8/8/0/3	RG	RG	RG	RG	RG	RG	RG	RG	X	X	Placed on IR 12/2						
Ninkovich, Rob	16/10/0/0	sub	OLB	OLB	OLB	OLB	OLB	OLB	OLB	sub	sub	sub	sub	sub	sub	sub	OLB	
Ojinnaka, Quinn	8/0/4/2	NS	X	X	X	dnp	dnp	dnp	dnp	dnp	dnp	dnp	dnp	dnp	dnp	dnp	dnp	
Ohmberger, Rich	2/0/0/11	Signed off PS 9/29					X	X	X	X	X	X	X	X	X	sub	sub	
Page, Jarrod	10/11/5	sub	sub	sub	sub	sub	X	X	X	X	X	X	dnp	sub	sub	DB	sub	
Price, Taylor	1/0/0/15	X	X	X	X	X	X	X	X	X	X	X	X	X	X	X	sub	
Pryor, Myron	9/2/0/7	DT	sub	sub	sub	sub	sub	sub	NT	X	X	X	X	X	X	X	sub	
Sanders, James	15/9/0/1	sub	S	S	sub	X	sub	S	S	sub	DB	DB	S	S	DB	sub	sub	
Slater, Matthew	15/0/0/1	sub	sub	sub	sub	sub	sub	X	sub	sub	sub	sub	sub	sub	sub	sub	sub	
Spikes, Brandon	12/8/0/0	sub	ILB	ILB	ILB	ILB	ILB	ILB	ILB	sub	sub	sub	sub	NS	NS	NS	NS	
Tate, Brandon	16/10/0/0	sub	sub	WR	WR	sub	WR	sub	WR	sub	WR	WR	WR	WR	WR	sub	WR	
Taylor, Fred	7/0/1/8	sub	sub	sub	X	X	X	X	X	X	X	dnp	sub	sub	X	sub	sub	
Vollmer, Sebastian	16/16/0/0	RT	RT	RT	RT	RT	RT	RT	RT	RT	RT	RT	RT	RT	RT	RT	RT	
Warren, Gerard	16/10/0/0	sub	LE	RE	RE	NT	NT	sub	sub	sub	sub	sub	sub	DT	NT	RE	LE	
Welker, Wes	15/11/0/1	WR	WR	WR	sub	WR	WR	WR	WR	sub	WR	sub	WR	WR	WR	sub	X	
Wendell, Ryan	15/2/0/1	sub	sub	sub	sub	sub	sub	sub	X	sub	sub	sub	sub	sub	sub	sub	sub	
Wheatley, Terrence	0/0/1/6	X	X	X	X	X	X	dnp	Released 11/6									
White, Tracy	16/0/0/0	sub	sub	sub	sub	sub	sub	sub	sub	sub	sub	sub	sub	sub	sub	sub	sub	
Wilfork, Vince	16/16/0/0	DT	DT	NT	LE	RE	LE	NT	LE	NT	DT	DT	LE	LE	LE	NT	RE	
Wilhite, Jonathan	9/1/0/4	DB	sub	sub	sub	sub	sub	sub	sub	sub	X	X	X	IR 12/15				
Woodhead, Danny	14/3/0/1	^	X	RB	sub	sub	sub	sub	sub	sub	sub	sub	RB	RB	sub	sub	sub	
Woods, Pierre	2/0/0/0	Signed 11/16																
Wright, Mike	10/5/0/6	RE	sub	sub	NT	sub	sub	RE	RE	sub	DL	X	X	X	X	X	X	

X - inactive / CAPS - starters / sub - played / dnp - did not play / NS - NFL Suspension / PS - Practice Squad
 & - Released 9/30; Signed 10/7; ^ - Signed 9/18/10
 # - Placed on IR 12/15 / ^ - Signed 9/18



2010 TRANSACTIONS

JANUARY, 2010

1/6/2010	Welker, Wes.....	Placed on Reserve/Injured (knee)
1/6/2010	Williams, Thomas.....	Signed from the practice squad
1/6/2010	Moore, Nick.....	Signed to the practice squad
1/6/2010	Ortiz, Robert.....	Signed to the practice squad
1/6/2010	Jenkins, Darnell.....	Placed on practice squad/injured (ankle)
1/13/2010	Agnone, Robbie.....	Signed
1/13/2010	Davis, Bruce.....	Signed
1/13/2010	Grady, Adrian.....	Signed
1/13/2010	Jenkins, Darnell.....	Signed
1/13/2010	Myers, Rob.....	Signed
1/13/2010	Richard, Daryl.....	Signed

FEBRUARY, 2010

2/22/2010	Wilfork, Vince.....	Designated Franchise Player
2/24/2010	Patten, David.....	Signed

MARCH, 2010

3/4/2010	Mankins, Logan.....	Tendered Contract
3/4/2010	Gostkowski, Stephen.....	Tendered Contract
3/4/2010	Woods, Pierre.....	Tendered Contract
3/4/2010	Baker, Chris.....	Released
3/5/2010	Banta-Cain, Tully.....	Re-Signed
3/9/2010	Wilfork, Vince.....	Re-Signed
3/9/2010	Neal, Stephen.....	Re-Signed
3/11/2010	Faulk, Kevin.....	Re-Signed
3/12/2010	Bodden, Leigh.....	Re-Signed
3/12/2010	Murrell, Marques.....	Signed
3/24/2010	Crumpler, Alge.....	Signed

APRIL, 2010

4/10/2010	Lewis, Damione.....	Signed
4/14/2010	King, David.....	Signed
4/20/2010	Holt, Torry.....	Signed
4/21/2010	Gordon, Amon.....	Signed
4/22/2010	McCourt, Devin.....	Drafted
4/23/2010	Gronkowski, Rob.....	Drafted
4/23/2010	Cunningham, Jermaine.....	Drafted
4/23/2010	Spikes, Brandon.....	Drafted
4/23/2010	Price, Taylor.....	Drafted
4/24/2010	Hernandez, Aaron.....	Drafted
4/24/2010	Mesko, Zoltan.....	Drafted
4/24/2010	Larsen, Ted.....	Drafted
4/24/2010	Welch, Thomas.....	Drafted
4/24/2010	Deaderick, Brandon.....	Drafted
4/24/2010	Weston, Kade.....	Drafted
4/24/2010	Robinson, Zac.....	Drafted
4/24/2010	Warren, Gerard.....	Signed
4/26/2010	Thomas, Adalius.....	Released
4/29/2010	Anderson, Bryan.....	Signed
4/29/2010	Brown, Sergio.....	Signed
4/29/2010	Fletcher, Dane.....	Signed
4/29/2010	Johnson, Terrence.....	Signed
4/29/2010	Love, Kyle.....	Signed
4/29/2010	Paschall, Pat.....	Signed
4/29/2010	Ventrone, Ross.....	Signed
4/29/2010	Wise, John.....	Signed

MAY, 2010

5/3/2010	Farnham, Buddy.....	Signed
5/10/2010	Taylor, Chris.....	Signed
5/18/2010	Larsen, Ted.....	Signed/Draft Choice
5/19/2010	Spinks, Shawn.....	Released
5/21/2010	Agnone, Robbie.....	Released
5/21/2010	Rowe, Jeff.....	Released
5/24/2010	Teel, Mike.....	Claimed off Waivers (Seattle)
5/25/2010	Price, Taylor.....	Signed/Draft Choice
5/27/2010	Burgess, Derrick.....	Re-Signed
5/27/2010	Davis, Bruce.....	Released
5/27/2010	Stanback, Isaiah.....	Released

JUNE, 2010

6/4/2010	Welch, Thomas.....	Signed/Draft Choice
6/8/2010	Hernandez, Aaron.....	Signed/Draft Choice
6/10/2010	Gordon, Amon.....	Released
6/11/2010	Clayton, Thomas.....	Signed
6/11/2010	Anderson, Bryan.....	Released
6/11/2010	King, David.....	Released
6/11/2010	Teel, Mike.....	Released
6/16/2010	Mesko, Zoltan.....	Signed/Draft Choice
6/24/2010	Paschall, Pat.....	Released

JULY, 2010

7/12/2010	Deaderick, Brandon.....	Signed/Draft Choice
7/21/2010	Weston, Kade.....	Signed/Draft Choice
7/21/2010	Robinson, Zac.....	Signed/Draft Choice
7/25/2010	Gronkowski, Rob.....	Signed/Draft Choice
7/27/2010	Cunningham, Jermaine.....	Signed/Draft Choice
7/28/2010	McCourt, Devin.....	Signed/Draft Choice
7/28/2010	Crabbe, Shawn.....	Released
7/29/2010	Burgess, Derrick.....	Placed on DNR
7/31/2010	Patten, David.....	Retired

AUGUST, 2010

8/2/2010	Butler, Carson.....	Signed
8/2/2010	Owens, Rod.....	Signed
8/4/2010	Ghiacuc, Eric.....	Signed
8/4/2010	Wise, John.....	Released
8/6/2010	Barret, Josh.....	Claimed off waivers from Denver
8/6/2010	Clayton, Thomas.....	Released
8/9/2010	Stapleton, Darnell.....	Signed
8/9/2010	Williamham, DeAngelo.....	Signed
8/9/2010	Grady, Adrian.....	Released
8/9/2010	Farnham, Buddy.....	Released
8/11/2010	Clayton, Thomas.....	Signed
8/11/2010	Clayton, Thomas.....	Signed
8/11/2010	Stapleton, Darnell.....	Released
8/13/2010	Burgess, Derrick.....	Reinstated to roster from DNR
8/13/2010	Warren, Ty.....	Placed on Reserve/Injured (hip)

8/15/2010	Farnham, Buddy.....	Signed
8/15/2010	Simmons, Brian.....	Signed
8/15/2010	Holt, Torry.....	Placed on Reserve/Injured (knee)
8/20/2010	Ventrone, Ross.....	Released
8/23/2010	Ojinnaka, Quinn.....	Acquired via trade (ATL)
8/23/2010	Ventrone, Ross.....	Signed
8/23/2010	Weston, Kade.....	Released
8/23/2010	Johnson, Terrence.....	Released
8/24/2010	Weston, Kade.....	Placed on Reserve/Injured (abdomen)
8/24/2010	Johnson, Terrence.....	Signed
8/31/2010	Barrett, Josh.....	Placed on Reserve/Injured (shoulder)
8/31/2010	Bodden, Leigh.....	Placed on Reserve/Injured (shoulder)
8/31/2010	Lockett, Bret.....	Placed on Reserve/Injured (chest)
8/31/2010	Richard, Daryl.....	Placed on Reserve/Injured (chest)
8/31/2010	Johnson, Terrence.....	Released

SEPTEMBER, 2010

9/3/2010	Ghiacuc, Eric.....	Released
9/3/2010	Lewis, Damione.....	Released
9/4/2010	Aiken, Sam.....	Released
9/4/2010	Alexander, Eric.....	Released
9/4/2010	Brown, Sergio.....	Released
9/4/2010	Burgess, Derrick.....	Released
9/4/2010	Bussey, George.....	Released
9/4/2010	Butler, Carson.....	Released
9/4/2010	Clayton, Thomas.....	Released
9/4/2010	Farnham, Buddy.....	Released
9/4/2010	Jenkins, Darnell.....	Released
9/4/2010	Larsen, Ted.....	Released
9/4/2010	Myers, Rob.....	Released
9/4/2010	Ohrnberger, Rich.....	Released
9/4/2010	Owens, Rod.....	Released
9/4/2010	Robinson, Zac.....	Released
9/4/2010	Taylor, Chris.....	Released
9/4/2010	Ventrone, Ross.....	Released
9/4/2010	Welch, Thomas.....	Released
9/4/2010	Williams, Thomas.....	Released
9/4/2010	Williamham, DeAngelo.....	Released
9/4/2010	Woods, Pierre.....	Released
9/4/2010	McGowan, Brandon.....	Placed on Reserve/Injured
9/5/2010	Page, Jarrod.....	Acquired via trade (KC)
9/5/2010	White, Tracy.....	Acquired via Trade (PHI)
9/5/2010	Maneri, Steve.....	Claimed off waivers from Houston
9/5/2010	McKenzie, Tyrone.....	Released
9/5/2010	Brown, Sergio.....	Signed to the practice squad
9/6/2010	Crabbe, Shawn.....	Signed to the practice squad
9/6/2010	Jenkins, Darnell.....	Signed to the practice squad
9/6/2010	Ohrnberger, Rich.....	Signed to the practice squad
9/6/2010	James, Javaris.....	Signed to the practice squad
9/6/2010	Mastrud, Jeron.....	Signed to the practice squad
9/7/2010	Carter, Tony.....	Signed to the practice squad
9/7/2010	McKenzie, Tyrone.....	Signed to the practice squad
9/7/2010	Miller, Prince.....	Signed to the practice squad
9/7/2010	Mastrud, Jeron.....	Released from the practice squad
9/13/2010	Murrell, Marques.....	Released
9/14/2010	Maroney, Laurence.....	Traded to Denver
9/15/2010	Miller, Prince.....	Signed by Baltimore
9/18/2010	Woodhead, Danny.....	Signed
9/21/2010	Butler, Carson.....	Signed to the practice squad
9/22/2010	Faulk, Kevin.....	Placed on Reserve/Injured (knee)
9/25/2010	Crabbe, Shawn.....	Signed from the practice squad
9/27/2010	Maneri, Steve.....	Signed to the practice squad
9/29/2010	Ohrnberger, Rich.....	Signed from the practice squad
9/29/2010	Austin, Thomas.....	Signed to the practice squad
9/29/2010	Maneri, Steve.....	Signed to the practice squad
9/30/2010	Clayton, Thomas.....	Signed from the CLE practice squad
9/30/2010	Ojinnaka, Quinn.....	Released

OCTOBER, 2010

10/5/2010	James, Javaris.....	Released from the practice squad
10/6/2010	Moss, Randy.....	Traded to Minnesota
10/7/2010	Ojinnaka, Quinn.....	Signed
10/7/2010	Ratliff, Brett.....	Signed to the practice squad
10/11/2010	Ratliff, Brett.....	Signed by Cleveland
10/12/2010	Branch, Deion.....	Acquired via trade (SEA)
10/12/2010	Kaczur, Nick.....	Placed on Reserve/Injured (back)
10/19/2010	Ventrone, Ross.....	Signed to the practice squad
10/23/2010	Brown, Sergio.....	Signed from the practice squad
10/23/2010	Clayton, Thomas.....	Released

NOVEMBER, 2009

11/2/2010	Mankins, Logan.....	Reported to the team
11/3/2010	Crompton, Jonathan.....	Signed to the practice squad
11/3/2010	Washington, Lorenzo.....	Signed to the practice squad
11/3/2010	Jenkins, Darnell.....	Placed on practice squad/injured (knee)
11/6/2010	Mankins, Logan.....	Activated to the 53-man roster
11/6/2010	Wheatley, Terrence.....	Released
11/6/2010	McKenzie, Tyrone.....	Released from the practice squad
11/10/2010	Graham, Shayne.....	Signed
11/10/2010	Katula, Matt.....	Signed
11/10/2010	Turner, Thad.....	Signed to the practice squad
11/10/2010	Ingram, Jake.....	Released
11/10/2010	Gostkowski, Stephen.....	Placed on Reserve/Injured (thigh)
11/16/2010	Crabbe, Shawn.....	Released
11/17/2010	Woods, Pierre.....	Signed

DECEMBER, 2010

12/2/2010	Neal, Stephen.....	Placed on Reserve/Injured (shoulder)
12/2/2010	Clayton, Thomas.....	Claimed off waivers from Cleveland
12/3/2010	Woods, Pierre.....	Released
12/10/2010	Jackson, Chevis.....	Signed
12/15/2010	Leonard, Louis.....	Signed
12/15/2010	Whitely, Jonathan.....	Placed on Reserve/Injured (hamstring)
12/18/2010	Carter, Tony.....	Signed from the practice squad
12/18/2010	Jackson, Chevis.....	Released
12/22/2010	Cohen, London.....	Signed
12/22/2010	Leonard, Louis.....	Released
12/29/2010	Farnham, Buddy.....	Signed to the practice squad





Think football?

Bank football. Get Patriots Banking.

- **Get the Patriots logo** on your debit card and checks.*
- **Shop through the Add It Up® program** to earn 8% cash back on items purchased at NFLShop.com and up to 20% back at more than 350 other participating online retailers.*
- **Enroll in the Keep the Change® program** to automatically build savings with every eligible debit card purchase.*



**Apply today at a banking center
or bankofamerica.com/Patriots**

Bank of America

Official Bank of the New England Patriots™



★ Standard check order fees apply.

✦ Participating retailers and offers are subject to change. You must have either a Bank of America debit card or credit card and be enrolled in Online Banking to be eligible for participation in the program. Redemption of accrued cash back rebates occurs in accordance with program Terms and Conditions, generally monthly when a minimum of \$5.00 cash back has been earned. Program is not available to Online Banking customers in WA or ID and select military bank customers. Select MyExpression® credit cards, co-brand debit cards, Business credit cards and other accounts are not eligible for participation in the program. Additional restrictions apply. For complete program Terms and Conditions, visit www.bankofamerica.com/additup. ADDITUP.0909

✦ Keep the Change® patent pending.

New England Patriots trademarks, including the Patriots logo, are the property of New England Patriots L.P., and are used pursuant to a licensing agreement with New England Patriots L.P. Visa is a registered trademark of Visa International Service Association, and is used by the issuer pursuant to license from Visa U.S.A., Inc. Bank of America and the Bank of America logo are registered trademarks of Bank of America Corporation. Bank of America, N.A. Member FDIC. ©2010 Bank of America Corporation ARU3Y2T6 AD-03-10-0770.B

TWO WAYS TO BE CONVINCED FUSION® PROGLIDE™ IS GILLETTE'S MOST COMFORTABLE RAZOR.¹

TRUST ALL OF OUR PATENTS, OR JUST TRY IT.

New Gillette® Fusion ProGlide is engineered with thinner, finer blades for less tug and pull² and an effortless glide. You'll get incredible comfort, even if you shave every day. You've got to feel it to believe it. Learn more at Gillette.com.

Fusion ProGlide turns shaving into gliding.

¹ In manual and power, respectively.

² Leading blades vs. Fusion.



Proud Sponsor of the New England Patriots.™



NEW!
Fusion
PROGLIDE

Gillette
The Best a Man Can Get™



2009 SEASON IN REVIEW

2009 FINAL REGULAR-SEASON STATISTICS (10-6)

Head Coach: Bill Belichick • AFC East Division Champions • Home Stadium: Gillette Stadium

DATE	W/L	SCORE	OPPONENT	ATTENDANCE
9/14	W	25-24	Buffalo	68,756
9/20	L	9-16 at	New York Jets	78,312
9/27	W	26-10	Atlanta	68,756
10/04	W	27-21	Baltimore	68,756
10/11	L	17-20 at	Denver OT	76,011
10/18	W	59-0	Tennessee	68,756
10/25	W	35-7	at Tampa Bay	84,254
BYE WEEK				
11/08	W	27-17	Miami	68,756
11/15	L	34-35 at	Indianapolis	67,476
11/22	W	31-14	New York Jets	68,756
11/30	L	17-38 at	New Orleans	70,768
12/06	L	21-22 at	Miami	70,102
12/13	W	20-10	Carolina	68,756
12/20	W	17-10 at	Buffalo	70,000
12/27	W	35-7	Jacksonville	68,756
1/03	L	27-34 at	Houston	71,029

RUSHING	NO	YDS	AVG	LG	TD
Maroney	194	757	3.9	45t	9
Faulk	62	335	5.4	29	2
Morris	73	319	4.4	55	2
F. Taylor	63	269	4.3	19	4
Green-Ellis	26	114	4.4	29	0
Brady	29	44	1.5	9	1
Weiker	5	36	7.2	11	0
Hoyer	10	25	2.5	20	1
Tate	1	11	11.0	11	0
Slater	1	6	6.0	6	0
Edelman	2	5	2.5	5	0
Patriots	466	1921	4.1	55	19
Opponents	398	1768	4.4	50	6

FIELD GOALS	1-19	20-29	30-39	40-49	50+
Gostkowski	0/0	7/7	12/13	5/8	2/3
Patriots	0/0	7/7	12/13	5/8	2/3
Opponents	0/0	6/6	4/6	3/4	1/4
Gostkowski: (41N,20G,28G) (45G,25G,29G) (21G,33G,22G,33G) (32G,33G) (53G,40N) (39N,33G) () (30G,36G,34G,40G) (31G, 36G) (26G,40N)(36G,50N) () (48G,47G) (30G) () (51G,43G)					
Opponents: (40G) (33G,24G,39G) (26G) () (48N,24G,41G) () () (52G) () () (30G,37N) (29G,24G,41G) (53N,36G) (25G,56N) () (56N,38N)					

Team Statistics

	PATS	OPP
TOTAL FIRST DOWNS	373	289
Rushing	114	80
Passing	222	193
Penalty	37	16
3rd Down: Made/Att	90/206	72/194
3rd Down Pct.	43.7	37.1
4th Down: Made/Att	11/22	10/21
4th Down Pct.	50.0	47.6
POSSESSION AVG.	32:55	27:05
TOTAL NET YARDS	6357	5123
Avg. Per Game	397.3	320.2
Total Plays	1076	941
Avg. Per Play	5.9	5.4
NET YARDS RUSHING	1921	1768
Avg. Per Game	120.1	110.5
Total Rushes	466	398
NET YARDS PASSING	4436	3355
Avg. Per Game	277.3	209.7
Sacked/Yards Lost	18/104	31/229
Gross Yards	4540	3584
Attempts/Completions	592/390	512/300
Completion Pct.	65.9	58.6
Had Intercepted	13	18
PUNTS/AVERAGE	57/39.0	79/41.4
NET PUNTING AVG.	34.1	35.4
PENALTIES/YARDS	81/743	91/780
FUMBLES/BALL LOST	17/9	28/10
TOUCHDOWNS	50	35
Rushing	19	6
Passing	28	25
Returns	3	4
Score by Periods	1 2 3 4 OT	1 2 3 4 OT
Patriots	99 183 70 75 0	427
Opponents	47 89 53 93 3	285

SCORING	TD	Ru	Pa	Rt	PAT	FG	S	TP
Gostkowski	0	0	0	0	47/47	26/31	0	125
Moss	13	0	13	0	0/0	0/0	0	80
Maroney	9	9	0	0	0/0	0/0	0	54
Watson	5	0	5	0	0/0	0/0	0	30
F. Taylor	4	4	0	0	0/0	0/0	0	24
Weiker	4	0	4	0	0/0	0/0	1	24
Faulk	3	2	1	0	0/0	0/0	0	18
Alken	2	0	2	0	0/0	0/0	0	12
Baker	2	0	2	0	0/0	0/0	0	12
Morris	2	2	0	0	0/0	0/0	0	12
Bodden	1	0	0	1	0/0	0/0	0	6
Brady	1	1	0	0	0/0	0/0	0	6
Butler	1	0	0	1	0/0	0/0	0	6
Edelman	1	0	1	0	0/0	0/0	0	6
Hoyer	1	1	0	0	0/0	0/0	0	6
Meriweather	1	0	0	1	0/0	0/0	0	6
Patriots	50	19	28	3	47/47	26/31	0	427
Opponents	35	6	25	4	33/34	14/20	0	285

2-Pt. Conversions: Patriots 1-3 (Moss), Opponents: 0-1.

RECEIVING	NO	YDS	AVG	LG	TD
Weiker	123	1348	11.0	58	4
Moss	83	1264	15.2	71t	13
Edelman	37	359	9.7	29	1
Faulk	37	301	8.1	38t	1
Watson	29	404	13.9	36	5
Alken	20	326	16.3	81t	2
Morris	19	180	9.5	35	0
Baker	14	142	10.1	36t	2
Maroney	14	99	7.1	17	0
Galloway TM	7	67	9.6	19	0
Stanback	3	22	7.3	9	0
F. Taylor	2	17	8.5	13	0
Green-Ellis	2	11	5.5	6	0
Patriots	390	4540	11.6	81t	28
Opponents	300	3584	11.9	75t	25

INTERCEPTIONS	NO	YDS	AVG	LG	TD
Meriweather	5	149	29.8	56	1
Bodden	5	60	12.0	53t	1
Butler	3	91	30.3	91t	1
Wilhite	2	17	8.5	17	0
Springs	1	8	8.0	8	0
Chung	1	2	2.0	2	0
Moss	1	0	0.0	0	0
Patriots	18	327	18.2	91t	3
Opponents	13	146	11.2	38	1

PUNTING	NO	YDS	AVG	NET	TB	IN	LG	BLK
Hanson	56	2221	39.7	34.1	5	18	56	1
Patriots	57	2221	39.0	34.1	5	18	56	1
Opponents	79	3267	41.4	35.4	2	22	64	0

PUNT RETURNS	NO	FC	YDS	AVG	LG	TD
Weiker	27	16	338	12.5	69	0
Edelman	6	1	63	10.5	35	0
Faulk	5	2	31	6.2	15	0
Patriots	38	19	432	11.4	69	0
Opponents	20	16	180	9.0	31	0

KICK RETURNS	NO	YDS	AVG	LG	TD
Maroney	13	279	21.5	52	0
Edelman	11	241	21.9	32	0
Slater	11	269	24.5	35	0
Faulk	6	144	24.0	32	0
Butler	5	104	20.8	26	0
Tate	4	106	26.5	34	0
Weiker	2	45	22.5	27	0
Connolly	1	16	16.0	16	0
Stanback	1	22	22.0	22	0
Patriots	54	1226	22.7	52	0
Opponents	70	1705	24.4	51	0

Sacks: Banta-Cain 10.0, D. Burgess 5, Wright 5, A. Thomas 3, Chung 2, Guyton 1.5, Mayo 1.5, Green 1, Ninkovich 1, Warren 1.
Patriots 31.0, Opponents 18.0

PASSING	ATT	CMP	YARDS	CMP%	YDS/ATT	TD	TD%	INT	INT%	LG	SK/YDS	RATING
Brady	565	371	4398	65.7	7.78	28	5.0	13	2.3	81t	16/86	96.2
Hoyer	27	19	142	70.4	5.26	0	0.0	0	0.0	17	2/18	82.6
Patriots	592	390	4540	65.9	7.67	28	4.7	13	2.2	81t	18/104	95.6
Opponents	512	300	3584	58.6	7.00	25	4.9	18	3.5	75t	31/229	81.7

STARTERS

Offense: WR Randy Moss (16); LT Matt Light (11); Sebastian Vollmer (5); LG Logan Mankins (16); C Dan Koppin (16); RG Stephen Neal (12); Dan Connolly (4); RT Nick Kaczur (13); Sebastian Vollmer (3); TE Benjamin Watson (7); Chris Baker (2); WR Wes Weiker (13); Joey Galloway (2); QB Tom Brady (16); Kevin Faulk (7); Laurence Maroney (5); RB Sammy Morris (3); Fred Taylor (1); 2nd TE Chris Baker (5); 3rd WR Sam Akin (7); Julian Edelman (5); 4th WR Julian Edelman (2); Isaiah Stanback (2); Brandon Tate (1); FB Sammy Morris (1); 2nd RB Sammy Morris (1).

Defense: LE Ty Warren (12), Ron Brace (1), Derrick Burgess (1), Mike Wright (1); LDT Vince Wilfork (2); NT Vince Wilfork (6), Mike Wright (2), Ron Brace (1); DT Vince Wilfork (5), Mike Wright (3); RE Jarvis Green (10), Mike Wright (3) Tully Banta-Cain (1), Derrick Burgess (1); RT Jarvis Green (2); OLB Adalius Thomas (10), Tully Banta-Cain (9), Pierre Woods (5), Derrick Burgess (4), Gary Guyton (1); ILB Jerod Mayo (12), Gary Guyton (13); MLB Gary Guyton (2), Adalius Thomas (1); LCB Shawn Springs (8), Jonathan Wilhite (4), Darius Butler (3), Leigh Bodden (1); RCB Leigh Bodden (13), Jonathan Wilhite (3); SS Brandon Meriweather (16); FS Brandon McGowan (11), James Sanders (5); 5th DB Darius Butler (2), Patrick Chung (1), Jonathan Wilhite (1).

2009 Coaching Staff: Josh Boyer, Defensive Back; Ivan Fears, Running Backs; Pepper Johnson, Defensive Line; Harold Nash, Assistant Strength and Conditioning; Bill O'Brien, Quarterbacks; Scott O'Brien, Special Teams; Chad O'Shea, Receivers; Matt Patricia, Linebackers; Dean Pees, Defensive Coordinator; Dante Scarnechia, Assistant Head Coach/Offensive Line; Shane Waldron, Tight Ends; Mike Woicik, Strength and Conditioning.

Pro Bowl (5): QB Tom Brady (5), G Logan Mankins (2), S Brandon Meriweather (1), WR Wes Weiker (2), NT Vince Wilfork (2).



2009 FINAL REGULAR-SEASON DEFENSIVE STATISTICS

	TACKLES			SACKS			INTERCEPTIONS				FUMBLES				SPECIAL TEAMS				
NAME	TT	UT	A	S	Yds	QH	Int/	Yds	TD	PD	FF	FR	Yds	TD	TT	UT	A	FF	FR
Jerod Mayo	114	75	39	1.5	14.5	4	-	-	-	-	1	0	0	0	-	-	-	-	-
Gary Guyton	91	49	42	1.5	0.0	8	-	-	-	4	-	-	-	-	-	-	-	-	-
Brandon Meriweather	83	51	32	-	-	-	5	149	1	9	2	0	0	0	5	3	2	-	-
Brandon McGowan	66	44	22	0.0	0.0	3	0	0	0	5	3	1	0	0	12	9	3	-	1
Vince Wilfork	65	39	26	0.0	0.0	0	0	0	0	2	1	0	0	0	-	-	-	-	-
Tully Banta-Cain	60	41	19	10.0	69.5	15	0	0	0	2	2	0	0	0	-	-	-	-	-
Ty Warren	57	37	20	1.0	9.0	4	0	0	0	1	-	-	-	-	-	-	-	-	-
Leigh Bodden	54	43	11	-	-	-	5	60	1	17	1	1	0	0	-	-	-	-	-
Mike Wright	48	27	21	5.0	45.0	7	0	0	0	2	1	1	0	0	-	-	-	-	-
Jarvis Green	47	26	21	1.0	8.0	3	-	-	-	-	-	-	-	-	-	-	-	-	-
Jonathan Wilhite	42	33	9	-	-	-	2	17	0	5	0	1	0	0	4	2	2	0	0
James Sanders	39	31	8	-	-	-	0	0	0	3	0	1	0	0	5	3	2	0	0
Shawn Springs	39	35	4	-	-	-	1	8	0	4	-	-	-	-	-	-	-	-	-
Derrick Bugress	35	20	15	5.0	32.0	10	-	-	-	-	2	1	0	0	-	-	-	-	-
Darius Butler	33	29	4	-	-	-	3	91	1	8	-	-	-	-	-	-	-	-	-
Adalius Thomas	31	21	10	3.0	25.0	6	0	0	0	2	-	-	-	-	-	-	-	-	-
Patrick Chung	26	19	7	2.0	13.0	2	1	2	0	1	-	-	-	-	13	7	6	0	0
Myron Pryor	23	13	10	0.0	0.0	2	-	-	-	-	1	0	0	0	-	-	-	-	-
Pierre Woods	17	10	7	-	-	-	-	-	-	-	-	-	-	-	18	11	7	-	-
Junior Seau	15	8	7	0.0	0.0	1	-	-	-	-	0	1	0	0	-	-	-	-	-
Rob Ninkovich	10	5	5	1.0	3.0	2	0	0	0	2	-	-	-	-	11	11	0	-	-
Ron Brace	9	6	3	-	-	-	-	-	-	-	-	-	-	-	-	-	-	-	-
Titus Adams	3	0	3	-	-	-	-	-	-	-	-	-	-	-	-	-	-	-	-
Terrence Wheatley	2	2	0	-	-	-	-	-	-	-	-	-	-	-	3	1	2	-	-
Bret Lockett	2	1	1	-	-	-	-	-	-	-	-	-	-	-	5	3	2	-	-
Eric Alexander	-	-	-	-	-	-	-	-	-	-	-	-	-	-	14	5	9	1	0
Sam Aiken	-	-	-	-	-	-	-	-	-	-	-	-	-	-	11	8	3	1	0
Stephen Gostkowski	-	-	-	-	-	-	-	-	-	-	-	-	-	-	6	5	1	0	1
Jake Ingram	-	-	-	-	-	-	-	-	-	-	-	-	-	-	2	1	1	-	-
BenJarvis Green-Ellis	-	-	-	-	-	-	-	-	-	-	-	-	-	-	5	2	3	-	-
Matthew Slater	-	-	-	-	-	-	-	-	-	-	-	-	-	-	7	6	1	-	-
Kyle Arrington	-	-	-	-	-	-	-	-	-	-	-	-	-	-	17	12	5	-	-
Randy Moss	-	-	-	-	-	-	1	0	0	1	-	-	-	-	-	-	-	-	-
Totals	1011	665	346	31.0	229.0	67	18	327	3	68	14	7	0	0	138	89	49	2	2

2009 Season

2009 MISCELLANEOUS STATISTICS

FUMBLES - LOST (17-9)					MISC. OFFENSIVE STATS				
Player	No.	Lost	Own Rec.	O.B.	Player	Tkl	Ast	FF	FR
Tom Brady	4	2	0	0	Randy Moss	3	0	0	1
Kevin Faulk	1	0	0	0	Logan Mankins	1	0	0	0
Leigh Bodden	0	0	1	0	Benjamin Watson	1	0	0	0
Sammy Morris	2	1	0	0	Dan Koppen	2	0	0	1
Nick Kaczur	0	0	1	0	Kevin Faulk	1	0	0	0
Wes Welker	2	0	1	0	Wes Welker	3	0	0	1
Laurence Maroney	4	4	0	0	Laurence Maroney	1	0	1	0
Julian Edelman	1	0	1	0	Totals	12	0	1	3
Mark LeVoir	0	0	1	0	BLOCKED KICKS				
Benjamin Watson	0	0	1	0	Player	XP	FG	P	
Fred Taylor	1	1	0	0	Totals	0	0	0	
Dan Koppen	0	0	1	0					
Randy Moss	2	1	1	0					
Totals	17	9	8	0					

2009 Post-Season Offensive Statistics

WON 0, LOST 1					
01/10	L	14-33	BALTIMORE	68,756	

Team Statistics

	PATS	OPP
TOTAL FIRST DOWNS	15	16
Rushing	4	13
Passing	9	3
Penalty	2	0
3rd Down: Made/Att	3/12	10/16
3rd Down Pct.	25.0	62.5
4th Down: Made/Att	1/2	0/0
4th Down Pct.	50.0	0.0
POSSESSION AVG.	27:39	32:21
TOTAL NET YARDS	196	268
Avg. Per Game	196.0	268.0
Total Plays	63	62
Avg. Per Play	3.1	4.3
NET YARDS RUSHING	64	234
Avg. Per Game	64.0	234.0
Total Rushes	18	52
NET YARDS PASSING	132	34
Avg. Per Game	132.0	34.0
Sacked/Yards Lost	3/22	0/0
Gross Yards	154	34
Attempts/Completions	42/23	10/4
Completion Pct.	54.8	40.0
Had Intercepted	3	1
PUNTS/AVERAGE	5/39.0	4/34.0
NET PUNTING AVG.	5/32.2	4/27.0
PENALTIES/YARDS	5/41	3/15
FUMBLES/BALL LOST	1/1	1/1

TOUCHDOWNS						2	4	
Rushing						0	4	
Passing						2	0	
Returns						0	0	
Score by Periods	1	2	3	4	OT	Total		
Patriots	0	7	7	0	0	14		
Opponents	24	0	3	6	0	33		
SCORING	TD	Ru	Pa	Rt	PAT	FG	S	TP
Edelman	2	0	2	0	0	0	0	12
Gostkowski	0	0	0	0	2/2	0/1	0	2
Patriots	2	0	2	0	2/2	0/1	0	14
Opponents	4	4	0	0	3/3	2/2	0	33
RUSHING	NO	YDS	AVG	LG	TD			
Faulk	14	52	3.7	9	0			
Morris	1	9	9.9	9	0			
Maroney	1	2	2.0	2	0			
F. Taylor	2	1	0.5	2	0			
Patriots	18	64	3.6	9	0			
Opponents	52	234	4.5	83t	4			
RECEIVING	NO	YDS	AVG	LG	TD			
Edelman	6	44	7.3	24	2			
Faulk	6	37	6.2	18	0			
Moss	5	48	9.6	19	0			
Morris	3	15	5.0	8	0			
Alken	1	5	5.0	5	0			
Watson	1	3	3.0	3	0			
Baker	1	2	2.0	2	0			
Patriots	23	154	6.7	24	2			
Opponents	4	34	8.5	17	0			

INTERCEPTIONS					
Banta-Cain	1	0	0.0	0	0
Patriots	1	0	0.0	0	0
Opponents	3	95	31.7	50	0
PUNTING					
Hanson	5	195	39.0	32.2	TB IN LG BLK
Patriots	5	195	39.0	32.2	0 2 53 0
Opponents	4	136	34.0	27.0	0 2 46 0
PUNT RETURNS					
Edelman	1	1	28	28.0	28 0
Faulk	0	1	0	-	- 0
Patriots	1	2	28	28.0	28 0
Opponents	2	0	34	17.0	34 0
KICK RETURNS					
Butler	4	72	18.0	42	0
Slater	2	46	23.0	26	0
Patriots	6	118	19.7	42	0
Opponents	3	61	20.3	30	0
FIELD GOALS					
Gostkowski	1-19	20-29	30-39	40-49	50+
Gostkowski	0/0	0/0	0/0	0/1	0/0
Patriots	0/0	0/0	0/0	0/1	0/0
Opponents	0/0	2/2	0/0	0/0	0/0
Gostkowski (44N), TM: (44N), OPP: (27G, 23G)					

Gostkowski (44N), TM: (44N), OPP: (27G, 23G)

2-Pt. Conversions: Patriots 1-3 (Moss), Opponents: 0-1.

PASSING	ATT	CMP	YARDS	CMP%	YDS/ATT	TD	TD%	INT	INT%	LG	SK/YDS	RATING
Brady	42	23	154	54.8	3.67	2	4.8	3	7.1	24	3/22	49.1
Patriots	42	23	154	54.8	3.67	2	4.8	3	7.1	24	3/22	49.1
Opponents	10	4	34	40.0	3.40	0	0.0	1	10.0	17	0/0	10.0

2009 POST-SEASON DEFENSIVE STATISTICS

	TACKLES			SACKS			INTERCEPTIONS				FUMBLES				SPECIAL TEAMS				
NAME	TT	UT	A	S	Yds	QH	Int	Yds	TD	PD	FF	FR	Yds	TD	TT	UT	A	FF	FR
Vince Wilfork	18	9	9	0.0	0.0	0	0	0	0	0	0	0	0	0	0	0	0	0	0
Ty Warren	9	5	4	0.0	0.0	0	0	0	0	0	0	0	0	0	0	0	0	0	0
James Sanders	9	8	1	0.0	0.0	0	0	0	0	0	0	0	0	0	0	0	0	0	0
Jerod Mayo	7	4	3	0.0	0.0	0	0	0	0	0	0	0	0	0	0	0	0	0	0
Tully Banta-Cain	7	2	5	0.0	0.0	0	1	0	0	1	0	0	0	0	0	0	0	0	0
Adalius Thomas	6	4	2	0.0	0.0	0	0	0	0	0	0	0	0	0	0	0	0	0	0
Junior Seau	6	2	4	0.0	0.0	0	0	0	0	0	0	0	0	0	0	0	0	0	0
Gary Guyton	5	3	2	0.0	0.0	0	0	0	0	0	0	0	0	0	0	0	0	0	0
Mike Wright	4	3	1	0.0	0.0	0	0	0	0	0	0	0	0	0	0	0	0	0	0
Leigh Bodden	4	3	1	0.0	0.0	0	0	0	0	1	0	0	0	0	0	0	0	0	0
Jarvis Green	3	0	3	0.0	0.0	0	0	0	0	0	0	0	0	0	0	0	0	0	0
Brandon Meriweather	3	2	1	0.0	0.0	0	0	0	0	0	0	0	0	0	1	0	0	0	0
Darius Butler	3	1	2	0.0	0.0	0	0	0	0	0	0	0	0	0	0	0	0	0	0
Myron Pryor	1	1	0	0.0	0.0	0	0	0	0	0	0	0	0	0	0	0	0	0	0
Derrick Burgess	1	1	0	0.0	0.0	0	0	0	0	0	0	0	0	0	0	0	0	0	0
Brandon McGowan	1	1	0	0.0	0.0	0	0	0	0	0	0	0	0	0	0	0	0	0	0
Chris Hanson	0	0	0	0.0	0.0	0	0	0	0	0	0	0	0	0	1	1	0	0	0
Matthew Slater	0	0	0	0.0	0.0	0	0	0	0	0	0	0	0	0	1	1	0	0	0
Kyle Arrington	0	0	0	0.0	0.0	0	0	0	0	0	0	0	0	0	1	0	1	0	1
Eric Alexander	0	0	0	0.0	0.0	0	0	0	0	0	0	0	0	0	1	1	0	0	0
2009 Post-Season Totals	87	49	38	0.0	0.0	0	1	0	0	2	0	0	0	0	5	3	1	0	1

2009 POST-SEASON MISCELLANEOUS STATISTICS

FUMBLES - LOST (17-9)					MISC. OFFENSIVE STATS				
Player	No.	Lost	Own Rec.	O.B.	Player	Tkl	Ast	FF	FR
Tom Brady	1	1	0	0	Sebastian Vollmer	2	0	0	1
Totals	1	1	0	0	Matt Light	1	0	0	0
BLOCKED KICKS					Stephen Neal	1	0	0	0
					Fred Taylor	0	1	0	0
					Totals	4	1	0	1
Player	XP	FG	P						
Totals	0	0	0						



2009 GAME-BY-GAME TEAM STATISTICS

OFFENSE		FIRST DOWNS		NET OFFENSE		RUSHING		PASSING		TD-INT		PENALTY		PUNTS						
DATE	OPPONENT	TOTAL	Ru	Pa	Pn	Yds	Plays	Yds	Att	Avg	Net	S/YL	Gross	Att-Cmp	Pct	TD-Int	No	Yds	No	Avg
09/14	Buffalo	28	4	22	2	441	77	73	23	3.2	368	1/10	378	53-39	73.6	2-1	6	55	1	42.0
09/20	at New York Jets	18	5	10	3	229	67	83	20	4.2	216	0/0	216	47-23	48.9	0-1	11	89	6	36.8
09/27	Atlanta	28	10	15	3	445	81	168	39	4.3	277	0/0	277	42-25	59.5	1-0	2	10	2	43.5
10/04	Baltimore	25	6	15	4	319	65	85	30	2.8	324	3/24	258	32-21	65.6	1-0	5	41	3	38.3
10/11	at Denver	18	5	11	2	305	61	96	27	3.6	209	1/6	215	33-19	57.6	2-0	4	46	5	44.4
10/18	Tennessee	32	9	21	2	619	77	193	30	6.4	426	2/6	432	45-38	84.4	6-0	6	40	1	36.0
10/25	at Tampa Bay	18	6	11	1	414	61	107	28	3.8	307	1/1	308	32-23	71.9	3-2	10	66	6	37.3
11/08	Miami	22	4	16	2	432	63	109	24	4.5	323	2/9	332	37-25	67.6	1-1	5	49	3	34.7
11/15	at Indianapolis	24	7	17	0	477	72	113	28	4.0	364	2/11	375	42-29	69.0	3-1	4	72	4	44.0
11/22	New York Jets	27	11	14	2	410	78	111	35	3.2	299	2/11	310	41-28	68.3	1-0	6	51	6	33.5
11/30	at New Orleans	23	8	12	3	366	70	122	28	4.4	244	2/12	256	40-23	57.5	0-2	0	0	3	46.0
12/06	at Miami	18	4	13	1	448	54	96	25	3.8	352	0/0	352	29-19	65.5	2-2	6	82	5	50.0
12/13	Carolina	26	11	10	5	377	72	185	40	4.6	192	0/0	192	32-19	59.4	1-1	4	25	3	28.3
12/20	at Buffalo	19	8	7	4	224	57	109	34	3.2	115	0/0	115	23-11	47.8	1-1	6	52	5	33.8
12/27	Jacksonville	26	12	14	0	464	62	197	36	5.5	267	0/0	267	26-23	88.5	4-0	2	10	1	42.0
01/03	at Houston	21	4	14	3	317	59	74	19	3.9	243	2/14	257	38-25	65.8	0-1	4	55	3	36.3
2009 offensive totals		373	114	222	37	6357	1076	1921	466	4.1	4436	18/104	4540	592-390	65.9	28-13	81	743	57	39.0
DEFENSE		FIRST DOWNS		NET OFFENSE		RUSHING		PASSING		TD-INT		PENALTY		PUNTS						
DATE	OPPONENT	TOTAL	Ru	Pa	Pn	Yds	Plays	Yds	Att	Avg	Net	S/YL	Gross	Att-Cmp	Pct	TD-Int	No	Yds	No	Avg
09/14	Buffalo	17	5	10	2	276	48	90	19	4.7	186	4/26	212	25-15	60.0	2-0	9	71	4	42.8
09/20	at New York Jets	14	4	10	0	254	55	117	31	3.8	137	2/26	163	22-14	63.6	1-0	8	55	5	41.8
09/27	Atlanta	13	2	11	0	257	45	58	17	3.4	199	0/0	199	28-17	60.7	0-0	7	54	5	37.6
10/04	Baltimore	24	5	18	1	363	66	116	17	6.8	247	2/17	264	47-27	57.4	2-1	9	85	3	46.3
10/11	at Denver	27	4	21	2	424	75	103	25	4.1	321	2/9	330	48-35	72.9	2-1	3	20	5	46.2
10/18	Tennessee	9	6	1	2	186	50	186	36	5.2	-7	0/0	-7	14-2	14.3	0-2	6	55	6	34.7
10/25	at Tampa Bay	10	4	6	0	240	59	89	26	3.4	151	3/21	172	30-11	36.7	1-3	6	55	9	37.3
11/08	Miami	21	6	13	2	334	70	133	31	4.3	201	2/19	220	37-20	54.1	0-0	3	35	5	41.8
11/15	at Indianapolis	25	5	18	2	407	63	91	18	5.1	316	1/11	327	44-28	63.6	4-2	3	20	7	48.4
11/22	New York Jets	12	5	7	0	226	49	111	26	4.3	122	2/14	136	21-8	38.1	1-4	5	28	5	42.6
11/30	at New Orleans	18	4	14	0	480	50	113	26	4.3	367	1/4	371	23-18	78.3	5-0	4	36	3	43.3
12/06	at Miami	24	2	21	1	416	80	88	27	3.3	328	1/7	335	52-29	55.8	2-1	2	10	4	47.8
12/13	Carolina	14	6	8	0	305	56	126	24	5.3	179	2/18	197	30-15	50.0	1-0	9	92	7	39.7
12/20	at Buffalo	16	6	8	2	241	56	105	23	4.6	136	6/41	177	27-18	66.7	1-1	11	124	5	38.0
12/27	Jacksonville	16	7	9	0	275	52	98	25	3.9	177	2/8	185	25-19	76.0	0-2	1	5	4	38.8
01/03	at Houston	29	9	18	2	439	67	144	27	5.3	295	1/8	303	39-24	61.5	2-1	5	35	2	40.0
2009 Defensive Totals		289	80	193	16	5123	941	1768	398	4.4	3355	31/229	3584	512-300	58.6	25-18	91	780	79	41.4

2009 Season



2009 GAME-BY-GAME STATISTICS

PASSING STATISTICS

TOM BRADY

Date	Opponent	Att	Cmp	Yds	Pct	TD	Lg	Int	S	Yds	Rating
09/14	Buffalo	53	39	378	.736	2	31	1	1	10	97.8
09/20	at New York Jets	47	23	216	.489	0	29	1	0	0	53.1
09/27	Atlanta	42	25	277	.595	1	36t	0	0	0	87.1
10/04	Baltimore	32	21	258	.656	1	34	0	3	24	100.8
10/11	at Denver	33	19	215	.576	2	36t	0	1	6	97.4
10/18	Tennessee	34	29	380	.853	6	48t	0	2	6	152.8
10/25	at Tampa Bay	32	23	308	.719	3	54t	2	1	1	107.3
11/08	Miami	37	25	332	.676	1	71t	1	2	9	93.5
11/15	at Indianapolis	42	29	375	.690	3	63t	1	2	11	110.7
11/22	New York Jets	41	28	310	.683	1	4	0	2	11	98.6
11/30	at New Orleans	36	21	237	.583	0	47	2	1	4	55.0
12/06	at Miami	29	19	352	.655	2	81t	2	0	0	101.5
12/13	Carolina	32	19	192	.594	1	23	1	0	0	74.0
12/20	at Buffalo	23	11	115	.478	1	16	1	0	0	59.1
12/27	Jacksonville	26	23	267	.885	4	29	0	0	0	149.0
01/03	at Houston	26	17	186	.654	0	41	1	1	4	70.4
2009 Totals		565	371	4398	.657	28	81t	13	16	86	96.2

BRIAN HOYER

Date	Opponent	Att	Cmp	Yds	Pct	TD	Lg	Int	S	Yds	Rating
10/18	Tennessee	11	9	52	.818	0	16	0	0	0	86.4
10/25	at Tampa Bay	0	0	0	.000	0	0	0	0	0	0.0
11/30	at New Orleans	4	2	19	.500	0	14	0	1	8	63.5
12/27	Jacksonville	0	0	0	.000	0	0	0	0	0	0.0
1/03	at Houston	12	8	71	.667	0	17	0	1	10	82.3
2009 Totals		27	19	142	.704	0	17	0	2	18	82.6

Hoyer was active but did not play vs. Buffalo (9/14), at N.Y. Jets (9/20), vs. Atlanta (9/27), vs. Baltimore (10/4), at Denver (10/11), vs. Miami (11/08), at Indianapolis (11/15), vs. N.Y. Jets (11/22), at Miami (12/06), vs. Carolina (12/13), at Buffalo (12/20).



2009 GAME-BY-GAME STATISTICS

RUSHING STATISTICS

Date	Opponent	LAURENCE MARONEY					KEVIN FAULK					SAMMY MORRIS				
		No	Yds	Avg	Lg	TD	No	Yds	Avg	Lg	TD	No	Yds	Avg	Lg	TD
09/14	Buffalo	10	32	3.2	11	0	3	7	2.3	4	0	-	-	-	-	-
09/20	at New York Jets	6	23	3.8	12	0	3	8	2.7	3	0	2	4	2.0	3	0
09/27	Atlanta	4	17	4.3	5	0	5	25	5.0	11	0	5	16	3.2	15	0
10/04	Baltimore	7	6	0.9	5	0	5	22	4.4	10	0	6	21	3.5	12	1
10/11	at Denver	5	21	4.2	10	0	4	8	2.0	4	0	17	68	4.0	19	0
10/18	Tennessee	16	123	7.7	45	1	1	5	5.0	5	0	0	0	0.0	0	0
10/25	at Tampa Bay	13	43	3.3	13	1	2	19	9.5	13	0	Inactive				
11/08	Miami	20	82	4.1	10	1	2	15	7.5	11	0	Inactive				
11/15	at Indianapolis	13	31	2.4	6	1	12	79	6.6	29	0	Inactive				
11/22	New York Jets	22	77	3.5	14	2	2	4	2.0	4	0	Inactive				
11/30	at New Orleans	15	64	4.3	22	2	3	22	7.3	19	0	5	18	3.6	6	0
12/06	at Miami	13	41	3.2	8	0	3	15	5.0	9	1	9	40	4.4	10	0
12/13	Carolina	22	94	4.3	17	0	10	58	5.8	19	1	6	35	5.8	17	0
12/20	at Buffalo	23	81	3.5	13	1	1	7	7.0	7	0	4	13	3.3	7	0
12/27	Jacksonville	5	22	4.4	9	0	6	41	6.8	18	0	12	95	7.9	55	1
01/03	at Houston	Inactive					Inactive					7	9	1.3	6	0
2009 Totals		194	757	3.9	45	9	62	335	5.4	29	2	73	319	4.4	55	2

Date	Opponent	FRED TAYLOR					BENJARVUS GREEN-ELLIS					TOM BRADY				
		No	Yds	Avg	Lg	TD	No	Yds	Avg	Lg	TD	No	Yds	Avg	Lg	TD
09/14	Buffalo	9	25	2.8	6	1	Inactive					1	9	9.0	9	0
9/20	at New York Jets	8	46	5.8	13	0	-	-	-	-	-	1	2	2.0	2	0
09/27	Atlanta	21	105	5.0	19	1	Inactive					3	0	0.0	2	0
10/04	Baltimore	7	25	3.6	8	0	Inactive					5	11	2.2	5	1
10/11	at Denver	Inactive					-	-	-	-	-	1	-1	-1.0	-1	0
10/18	Tennessee	Inactive					7	67	9.6	29	0	-	-	-	-	-
10/25	at Tampa Bay	Inactive					7	6	0.9	5	0	1	5	5.0	5	0
11/08	Miami	Inactive					1	7	7.0	7	0	1	5	5.0	5	0
11/15	at Indianapolis	Inactive					-	-	-	-	-	3	3	1.0	3	0
11/22	New York Jets	Inactive					5	10	2.0	4	0	4	9	2.3	7	0
11/30	at New Orleans	Inactive					2	2	1.0	1	0	1	2	2.0	2	0
12/06	at Miami	Inactive					-	-	-	-	-	-	-	-	-	-
12/13	Carolina	Inactive					-	-	-	-	-	2	-2	-1.0	-1	0
12/20	at Buffalo	Inactive					-	-	-	-	-	4	-3	-0.8	0	0
12/27	Jacksonville	11	35	3.2	8	0	Inactive					2	2	4	2.0	2
01/03	at Houston	7	33	4.7	12	2	4	22	5.5	12	0	-	-	-	-	-
2009 Totals		63	269	4.3	19	4	26	114	4.4	29	0	29	44	1.5	29	1

Date	Opponent	WES WELKER					BRIAN HOYER				
		No	Yds	Avg	Lg	TD	No	Yds	Avg	Lg	TD
09/14	Buffalo	-	-	-	-	-	Did Not Play				
09/20	at New York Jets	Inactive					Did Not Play				
09/27	Atlanta	Inactive					Did Not Play				
10/04	Baltimore	Inactive					Did Not Play				
10/11	at Denver	-	-	-	-	-	Did Not Play				
10/18	Tennessee	-	-	-	-	-	6	-2	-3	4	1
10/25	at Tampa Bay	1	6	6.0	6	0	3	17	5.7	20	0
11/08	Miami	-	-	-	-	-	Did Not Play				
11/15	at Indianapolis	-	-	-	-	-	Did Not Play				
11/22	New York Jets	1	11	11.0	11	0	Did Not Play				
11/30	at New Orleans	2	14	7.0	11	0	-	-	-	-	-
12/06	at Miami	-	-	-	-	-	Did Not Play				
12/13	Carolina	-	-	-	-	-	Did Not Play				
12/20	at Buffalo	1	5	5.0	5	0	Did Not Play				
12/27	Jacksonville	-	-	-	-	-	-	-	-	-	-
01/03	at Houston	-	-	-	-	-	1	10	10.0	10	0
2009 Totals		5	36	7.2	11	0	10	25	2.5	20	1

Other Rushing Statistics:

Brandon Tate - 1 rush for 11 yards at Tampa Bay (10/25)

Matthew Slater - 1 rush for 6 yards at Buffalo (12/20)

Julian Edelman - 1 rush for 5 yards vs. Atlanta (9/27), 1 rush for 0 yards vs. Jets (11/22)

2009 GAME-BY-GAME STATISTICS

RECEIVING STATISTICS

Date	Opponent	WES WELKER					RANDY MOSS					JULIAN EDELMAN				
		No	Yds	Avg	Lg	TD	No	Yds	Avg	Lg	TD	No	Yds	Avg	Lg	TD
09/14	Buffalo	12	93	7.8	14	0	12	141	11.8	31	0	-	-	-	-	-
09/20	at New York Jets	-	-	-	-	-	4	24	6.0	9	0	8	98	12.3	29	0
09/27	Atlanta	-	-	-	-	-	10	116	11.6	21	0	3	20	6.7	11	0
10/04	Baltimore	6	48	8.0	8	0	3	50	16.7	20	1	1	12	12.0	12	0
10/11	at Denver	8	86	10.8	17	1	1	36	36.0	36	0	3	15	5.0	6	0
10/18	Tennessee	10	150	15.0	48	2	8	129	16.1	40t	3	6	43	7.2	16	0
10/25	at Tampa Bay	10	107	10.7	16t	1	5	69	13.8	37	0	-	-	-	-	-
11/08	Miami	9	84	9.3	14	0	6	147	24.5	71t	1	-	-	-	-	-
11/15	at Indianapolis	9	94	10.4	15	0	9	179	19.9	63t	2	2	14	7.0	9t	1
11/22	New York Jets	15	192	12.8	43	0	5	34	6.8	13	1	3	26	8.7	11	0
11/30	at New Orleans	6	32	5.3	10	0	3	67	22.3	47	0	-	-	-	-	-
12/06	at Miami	10	167	16.7	58	0	2	66	33.0	58t	1	-	-	-	-	-
12/13	Carolina	10	105	10.5	23	0	1	16	16.0	16	0	-	-	-	-	-
12/20	at Buffalo	4	40	10.0	14	0	5	70	14.0	16	1	-	-	-	-	-
12/27	Jacksonville	13	138	10.6	29	0	4	45	11.3	20	3	1	28	28.0	28	0
01/03	at Houston	1	12	12.0	21	0	5	75	15.0	41	0	10	103	10.3	25	0
2009 Totals		123	1348	11.0	58	4	83	1264	15.2	71t	13	37	359	9.7	29	1

Date	Opponent	KEVIN FAULK					BENJAMIN WATSON					SAM AIKEN				
		No	Yds	Avg	Lg	TD	No	Yds	Avg	Lg	TD	No	Yds	Avg	Lg	TD
09/14	Buffalo	6	51	8.5	16	0	6	77	12.8	18t	2	-	-	-	-	-
09/20	at New York Jets	1	3	3.0	3	0	3	23	7.7	10	0	-	-	-	-	-
09/27	Atlanta	3	12	4.0	9	0	1	23	23.0	23	0	-	-	-	-	-
10/04	Baltimore	1	6	6.0	6	0	2	51	25.5	34	0	1	26	26.0	26	0
10/11	at Denver	3	26	8.7	16	0	2	13	6.5	7t	1	-	-	-	-	-
10/18	Tennessee	3	54	18.0	38t	1	-	-	-	-	-	4	30	7.5	12	0
10/25	at Tampa Bay	2	5	2.5	8	0	1	35	35.0	35t	1	2	66	33.0	54t	1
11/08	Miami	4	35	8.8	14	0	4	49	12.3	23	0	2	17	8.5	13	0
11/15	at Indianapolis	2	7	3.5	6	0	1	36	36.0	36	0	-	-	-	-	-
11/22	New York Jets	4	53	13.3	25	0	-	-	-	-	-	-	Inactive	-	-	-
11/30	at New Orleans	2	30	15.0	19	0	2	14	7.0	11	0	7	90	12.9	33	0
12/06	at Miami	2	-1	-0.5	1	0	-	-	-	-	-	1	81	81.0	81t	1
12/13	Carolina	3	17	5.7	7	0	3	37	12.3	18	1	-	-	-	-	-
12/20	at Buffalo	1	3	3.0	3	0	-	-	-	-	-	-	-	-	-	-
12/27	Jacksonville	-	-	-	-	-	1	14	14.0	14	0	1	7	7.0	7	0
01/03	at Houston	-	-	-	-	-	3	32	10.7	14	0	2	9	4.5	6	0
2009 Totals		37	301	8.1	38t	1	29	404	13.9	36	5	20	326	16.3	81t	2

Date	Opponent	SAMMY MORRIS					CHRIS BAKER					LAURENCE MARONEY				
		No	Yds	Avg	Lg	TD	No	Yds	Avg	Lg	TD	No	Yds	Avg	Lg	TD
09/14	Buffalo	-	-	-	-	-	1	7	7.0	7	0	2	9	4.5	7	0
09/20	at New York Jets	1	14	14.0	14	0	1	1	1.0	1	0	-	-	-	-	-
09/27	Atlanta	3	46	15.3	19	0	2	42	21.0	36t	1	-	-	-	-	-
10/04	Baltimore	5	35	7.0	14	0	-	-	-	-	-	1	17	17.0	17	0
10/11	at Denver	2	39	19.5	35	0	-	-	-	-	-	-	-	-	-	-
10/18	Tennessee	1	3	3.0	3	0	1	2	2.0	2	0	3	10	3.3	10	0
10/25	at Tampa Bay	-	-	-	-	-	3	26	8.7	16	0	-	-	-	-	-
11/08	Miami	-	-	-	-	-	-	-	-	-	-	-	-	-	-	-
11/15	at Indianapolis	-	-	-	-	-	2	13	6.5	7	0	2	15	7.5	8	0
11/22	New York Jets	-	-	-	-	-	-	-	-	-	-	-	-	-	-	-
11/30	at New Orleans	-	-	-	-	-	-	-	-	-	-	3	23	7.7	9	0
12/06	at Miami	2	25	12.5	14	0	1	6	6.0	6	0	1	8	8.0	8	0
12/13	Carolina	-	-	-	-	-	-	-	-	-	-	2	17	8.5	12	0
12/20	at Buffalo	1	2	2.0	2	0	-	-	-	-	-	-	-	-	-	-
12/27	Jacksonville	1	3	3.0	3	0	2	32	16.0	26t	1	-	-	-	-	-
01/03	at Houston	3	13	4.3	9	0	1	13	13.0	13	0	-	-	-	-	-
2009 Totals		19	180	9.5	35	0	14	142	10.1	36t	2	14	99	7.1	17	0

Other Receiving Statistics:

Joey Galloway - Total: 7 receptions for 67 yards. 5-53 at New York Jets (9/20), 2-14 vs. Atlanta (9/27).
 Isaiah Stanback - Total: 3 receptions for 22 yards. 2-17 at Indianapolis (11/15), 1-5 vs. New York Jets (11/22).
 Fred Taylor - Total: 2 receptions for 17 yards. 1-4 vs. Atlanta (9/27), 1-13 vs. Ravens (10/4).
 BenJarvus Green-Ells - 2 receptions for 11 yards vs. Tennessee (10/18).

2009 GAME-BY-GAME STATISTICS

DEFENSIVE STATISTICS

Tabulated from Coaching Grades

		JEROD MAYO												GARY GUYTON												BRANDON MERIWEATHER																							
Date	Opponent	TT	UT	A	S	Yds	QH	Int	Yds	PD	FF	FR	Sp	T	TT	UT	A	S	Yds	QH	Int	Yds	PD	FF	FR	Sp	T	TT	UT	A	S	Yds	QH	Int	Yds	PD	FF	FR	Sp	T									
09/14	BUF	1	0	1	-	-	-	-	-	-	-	-	-	-	4	3	1	-	-	-	-	-	-	-	-	-	-	9	6	3	-	-	-	-	-	-	-	-	-	-	1								
09/20	at NYJ														13	7	6	-	-	-	-	-	-	-	-	-	-	3	1	2	-	-	-	-	-	-	-	-	-	-	1								
09/27	ATL														6	1	5	-	-	-	-	-	-	-	-	-	-	6	4	2	-	-	-	-	-	-	-	-	-	1									
10/04	BAL														5	5	0	-	-	3	-	-	1	-	-	-	-	9	5	4	-	-	-	-	2	-	-	-	-	-									
10/11	at DEN	8	7	1	-	-	-	-	-	-	-	1	-	-	6	4	2	-	-	-	-	-	-	-	-	-	-	12	6	6	-	-	-	-	-	-	-	-	-	1									
10/18	TEN	6	5	1	-	-	-	-	-	-	-	-	-	-	3	1	2	-	-	-	-	-	-	-	-	-	-	4	2	2	-	-	-	-	-	1	1	-	-	-									
10/25	at TB	8	6	2	-	-	-	-	-	-	-	-	-	-	3	2	1	-	-	1	-	-	1	-	-	-	-	4	2	2	-	-	2	70	2	-	-	-	-	-									
11/08	MIA	16	9	7	-	-	1	-	-	-	-	-	-	-	4	3	1	-	-	-	-	-	-	-	-	-	-	2	1	1	-	-	-	-	-	-	-	-	-	2									
11/15	at IND	7	3	4	1	11	1	-	-	-	-	-	-	-	8	7	1	-	-	-	-	1	-	-	-	-	-	1	1	0	-	-	-	-	-	-	-	-	-	-									
11/22	NYJ	8	4	4	-	-	-	-	-	-	-	-	-	-	7	1	6	-	-	1	-	-	-	-	-	-	-	4	2	2	-	-	1	4	1	-	-	-	-	-									
11/30	at NO	9	6	3	-	-	-	-	-	-	-	-	-	-	6	4	2	-	-	-	-	-	-	-	-	-	-	8	6	2	-	-	-	-	-	-	-	-	-	-									
12/06	at MIA	11	10	1	.5	3.5	1	-	-	-	-	-	-	-	9	4	5	-	-	-	-	-	-	-	-	-	-	1	0	1	-	-	1	19	1	-	-	-	-	-									
12/13	CAR	6	4	2	-	-	-	-	-	-	-	-	-	-	3	1	2	-	-	-	-	1	-	-	-	-	-	4	3	1	-	-	-	-	1	-	-	-	-	-									
12/20	at BUF	9	6	3	-	-	-	-	-	-	-	-	-	-	6	2	4	1	10	1	-	-	-	-	-	-	-	6	4	2	-	-	-	-	-	-	-	-	-	-									
12/27	JAC	16	9	7	-	-	1	-	-	-	-	-	-	-	5	3	2	.5	0	2	-	-	-	-	-	-	-	0	0	0	-	-	1	56	1	-	-	-	-	-									
01/03	at HOU	9	6	3	-	-	-	-	-	-	-	-	-	-	3	1	2	-	-	-	-	-	-	-	-	-	-	10	8	2	-	-	-	-	-	1	-	-	-	-									
Reg. Season Totals		114	75	39	1.5	14.5	4	0	0	0	1	0	0	0	91	49	42	1.5	10	8	0	0	4	0	0	0	0	83	51	32	0	0	0	5	149	9	2	0	5	-	-								
		BRANDON MCGOWAN												VINCE WILFORK												TULLY BANTA-CAIN																							
Date	Opponent	TT	UT	A	S	Yds	QH	Int	Yds	PD	FF	FR	Sp	T	TT	UT	A	S	Yds	QH	Int	Yds	PD	FF	FR	Sp	T	TT	UT	A	S	Yds	QH	Int	Yds	PD	FF	FR	Sp	T									
09/14	BUF	0	0	0	-	-	-	-	-	-	-	-	2	-	1	1	0	-	-	-	-	-	-	-	-	-	-	5	4	1	2.0	16.0	2	-	-	-	-	-	-	-	-								
09/20	at NYJ	4	4	0	-	-	-	-	-	-	-	-	1	-	6	6	0	-	-	-	-	-	1	-	-	-	-	2	1	1	-	-	1	-	-	-	-	-	-	-	-								
09/27	ATL	4	2	2	-	-	1	-	-	-	-	1	-	2	2	1	1	-	-	-	-	1	-	-	-	-	-	2	1	1	-	-	1	-	-	-	-	-	-	-	-								
10/04	BAL	6	4	2	-	-	1	-	-	-	-	-	1	-	3	1	2	-	-	-	-	1	-	-	-	-	-	0	0	0	-	-	-	-	-	-	-	-	-	-	-								
10/11	at DEN	12	8	4	-	-	-	-	-	-	2	-	1	-	8	4	4	-	-	-	-	-	-	-	-	-	-	2	2	0	1.0	6.0	1	-	-	1	-	-	-	-									
10/18	TEN	7	5	2	-	-	1	-	-	-	-	1	-	2	3	2	1	-	-	-	-	-	-	-	-	-	-	4	3	1	-	-	-	-	-	-	-	-	-	-									
10/25	at TB	5	5	0	-	-	-	-	-	-	2	-	-	-	4	2	2	-	-	-	-	-	-	-	-	-	-	6	5	1	-	-	-	-	-	-	-	-	-	-	-								
11/08	MIA	8	6	2	-	-	-	-	-	-	-	1	-	-	6	2	4	-	-	-	-	-	-	-	-	-	-	7	6	1	-	-	3	-	-	-	-	-	-	-									
11/15	at IND	2	2	0	-	-	-	-	-	-	-	-	-	-	5	5	0	-	-	-	-	-	-	-	-	-	-	1	0	1	-	-	-	-	-	-	-	-	-	-									
11/22	NYJ	4	2	2	-	-	-	-	-	-	-	-	2	-	10	7	3	-	-	-	-	-	-	-	-	-	-	5	4	1	2.0	14.0	1	-	-	-	1	-	-	-									
11/30	at NO	3	2	1	-	-	-	-	-	-	-	-	2	-	9	3	6	-	-	-	-	-	-	-	-	-	-	6	4	2	-	-	-	-	-	-	-	-	-	-									
12/06	at MIA	3	1	2	-	-	-	-	-	-	1	-	-	-	2	1	1	-	-	-	-	-	-	-	-	-	-	4	3	1	0.5	3.5	1	-	-	-	-	-	-	-									
12/13	CAR	2	0	2	-	-	-	-	-	-	-	-	1	-	6	4	2	-	-	-	-	-	-	-	-	-	-	2	1	1	-	-	-	-	-	-	-	-	-	-									
12/20	at BUF	2	1	1	-	-	-	-	-	-	-	-	-	-	Inactive													5	4	1	3.0	22.0	3	-	-	-	-	-	-										
12/27	JAC	2	0	2	-	-	-	-	-	-	-	-	-	-	Inactive													6	3	3	1.5	8.0	2	-	-	1	-	-	-	-	-	-	-	-	-	-	-		
01/03	at HOU	2	2	0	-	-	-	-	-	-	-	-	-	-	Inactive													3	0	3	-	-	-	-	1	-	-	-	-	-	-	-	-	-	-	-	-	-	-
Regular Season Totals		66	44	22	0	0	3	0	0	5	3	1	13	-	65	39	26	0	0	0	0	2	1	0	0	-	-	60	41	19	10	69.	15	0	0	2	2	0	0	-	-								
		TY WARREN												LEIGH BODDEN												MIKE WRIGHT																							
Date	Opponent	TT	UT	A	S	Yds	QH	Int	Yds	PD	FF	FR	Sp	T	TT	UT	A	S	Yds	QH	Int	Yds	PD	FF	FR	Sp	T	TT	UT	A	S	Yds	QH	Int	Yds	PD	FF	FR	Sp	T									
09/14	BUF	3	2	1	-	-	-	-	-	-	-	-	-	-	6	4	2	-	-	-	-	1	-	-	-	-	-	0	0	0	-	-	1	-	-	-	-	-	-	-	-	-							
09/20	at NYJ	8	5	3	1.0	9.0	1	-	-	-	-	-	-	-	1	0	1	-	-	-	-	-	-	1	-	-	-	5	1	4	1.0	17.0	1	-	-	1	1	-	-	-	-								
09/27	ATL	1	1	0	-	-	1	-	-	-	-	-	-	-	5	5	0	-	-	-	-	-	-	-	-	-	-	3	3	0	-	-	-	-	-	-	-	-	-	-	-								
10/04	BAL	3	2	1	-	-	2	-	-	-	-	-	-	-	2	1	1	-	-	-	-	1	0	1	-	-	-	4	2	2	2.0	17.0	3	-	-	-	-	-	-	-									
10/11	at DEN	5	4	1	-	-	-	-	-	-	-	-	-	-	10	9	1	-	-	-	-	-	2	-	-	-	-	3	1	2	-	-	-	-	-	-	-	-	-	-	-								
10/18	TEN	5	3	2	-	-	-	-	-	-	-	-	-	-	0	0	0	-	-	-	-	-	-	-	-	-	-	4	2	2	-	-	-	-	-	-	-	1	-	-									
10/25	at TB	5	3	2	-	-	-	-	-	-	-	-	-	-	3	2	1	-	-	-	-	-	2	-	-	-	-	2	1	1	1.0	7.0	1	-	-	1	-	-	-	-									
11/08	MIA	6	4	2	-	-	-	-	-	-	-	-	-	-	5	4	1	-	-	-	-	-	1	-	-	-	-	2	0	2	-	-	-	-	-	-	-	-	-	-	-								
11/15	at IND	Inactive													3	1	2	-	-	-	1	0	2	-	-	-	-	2	2	0	-	-	-	-	-	-	-	-	-	-	-								
11/22	NYJ	6	3	3	-	-	-	-	-	-	-	-	-	-	3	3	0	-	-	-	-	3	60	3	-	-	-	4	0	4	-	-	-	-	-	-	-	-	-	-	-	-							
11/30	at NO	3	2	1	-	-	-	-	-	-	-	-	-	-	2	2	0	-	-	-	-	-	1	-	-	-	-	1	1	0	-	-	-	-	-	-	-	-	-	-	-								
12/06	at MIA	3	1	2	-	-	-	-	-	1	-	-	-	-	4	4	0	-	-	-	-	-	1	-	-	-	-	4	3	1	-	-	-	-	-	-	-	-	-	-	-								
12/13	CAR	9	7	2	-	-	-	-	-	-	-	-	-	-	4	3	1	-	-	-	-	1	-	-	-	-	-	0	0	0	-	-	-	-	-	-	-	-	-	-	-								
12/20	at BUF	Inactive													4	3	1	-	-	-	-	2	1	-	-	-	-	-	10	7	3	1.0	4.0	1	-	-	-	-	-	-	-	-							
12/27	JAC	0	0	0	-	-	-	-	-	-	-	-	-	-	2	2	0	-	-	-	-	-	-	-	-	-	-	3	3	0	-	-	-	-	-	-	-	-	-	-	-								
01/03	at HOU	Inactive													Inactive												1	-	-	-	-	-	-	-	-	-	-	-	-	-	-	-	-	-	-	-	-	-	
Regular Season Totals		57	37	20	1	9	4	0	0	0	1	0	0	0	54	43	11	0	0	5	60	17	1	1	0</																								

2009 GAME-BY-GAME STATISTICS

DEFENSIVE STATISTICS

Tabulated from Coaching Grades

JARVIS GREEN

Date	Opponent	TT	UT	A	S	Yds	QH	Int	Yds	PD	FF	FR	SpT
09/14	BUF	2	0	2	-	1	-	-	-	-	-	-	-
09/20	at NYJ	7	4	3	-	-	-	-	-	-	-	-	-
09/27	ATL	2	0	2	-	-	-	-	-	-	-	-	-
10/04	BAL	4	4	0	-	1	-	-	-	-	-	-	-
10/11	at DEN	2	0	2	-	-	-	-	-	-	-	-	-
10/18	TEN	5	5	0	-	-	-	-	-	-	-	-	-
10/25	at TB	1	0	1	-	-	-	-	-	-	-	-	-
11/08	MIA												
11/15	at IND												
11/22	NYJ												
11/30	at NO	4	3	1	-	-	-	-	-	-	-	-	-
12/06	at MIA	5	4	1	-	-	-	-	-	-	-	-	-
12/13	CAR	6	2	4	1	8	1	-	-	-	-	-	-
12/20	at BUF	6	2	4	-	-	-	-	-	-	-	-	-
12/27	JAC	2	1	1	-	-	-	-	-	-	-	-	-
01/03	at HOU	1	1	0	-	-	-	-	-	-	-	-	-
Regular Season Totals		47	26	21	1	8	3	0	0	0	0	0	0

JONATHAN WILHITE

Date	Opponent	TT	UT	A	S	Yds	QH	Int	Yds	PD	FF	FR	SpT
09/14	BUF	4	3	1	-	-	-	-	1	-	1	-	-
09/20	at NYJ	2	2	0	-	-	-	-	-	-	-	-	-
09/27	ATL												
10/04	BAL	4	4	0	-	-	-	-	-	-	1	-	-
10/11	at DEN	2	2	0	-	-	-	-	-	-	-	-	-
10/18	TEN	0	0	0	-	-	-	-	2	-	1	-	-
10/25	at TB	2	1	1	-	-	-	-	-	-	-	-	-
11/08	MIA												
11/15	at IND	5	5	0	-	-	1	17	1	-	-	-	-
11/22	NYJ	3	2	1	-	-	-	-	-	-	-	-	-
11/30	at NO	3	1	2	-	-	-	-	-	-	-	-	-
12/06	at MIA	2	2	0	-	-	-	-	-	-	1	-	-
12/13	CAR	2	1	1	-	-	-	-	-	-	1	-	-
12/20	at BUF	2	2	0	-	-	1	0	1	-	-	-	-
12/27	JAC	7	5	2	-	-	-	-	-	-	-	-	-
01/03	at HOU	4	3	1	-	-	-	-	-	-	-	-	-
Regular Season Totals		42	33	9	0	0	0	2	17	5	0	1	4

JAMES SANDERS

Date	Opponent	TT	UT	A	S	Yds	QH	Int	Yds	PD	FF	FR	SpT
09/14	BUF	5	4	1	-	-	-	-	-	-	-	-	-
09/20	at NYJ	2	1	1	-	-	-	-	-	-	-	1	-
09/27	ATL	2	1	-	-	-	-	-	-	-	1	-	-
10/04	BAL	3	3	0	-	-	-	-	-	-	-	1	-
10/11	at DEN												
10/18	TEN												
10/25	at TB	1	1	0	-	-	-	-	-	-	-	1	-
11/08	MIA												
11/15	at IND	0	0	0	-	-	-	-	-	-	-	-	-
11/22	NYJ	0	0	0	-	-	-	-	-	-	-	-	-
11/30	at NO	2	1	1	-	-	-	-	-	-	-	-	-
12/06	at MIA	0	0	0	-	-	-	-	-	-	-	-	-
12/13	CAR	5	3	2	-	-	-	-	1	-	-	-	-
12/20	at BUF	4	4	0	-	-	-	-	-	-	-	2	-
12/27	JAC	4	4	0	-	-	-	-	2	-	-	-	-
01/03	at HOU	10	8	2	-	-	-	-	-	-	-	-	-
Regular Season Totals		39	31	8	0	0	0	0	0	3	0	1	5

SHAWN SPRINGS

Date	Opponent	TT	UT	A	S	Yds	QH	Int	Yds	PD	FF	FR	SpT
09/14	BUF	6	6	0	-	-	-	-	-	-	-	-	-
09/20	at NYJ	3	2	1	-	-	-	-	-	-	-	-	-
09/27	ATL	2	2	0	-	-	-	-	-	-	-	-	-
10/04	BAL	7	6	1	-	-	-	-	-	-	-	-	-
10/11	at DEN	7	6	1	-	-	-	2	-	-	-	-	-
10/18	TEN	0	0	0	-	-	-	-	-	-	-	-	-
10/25	at TB	0	0	0	-	-	-	-	-	-	-	-	-
11/08	MIA	2	2	0	-	-	-	-	-	-	-	-	-
11/15	at IND												
11/22	NYJ												
11/30	at NO												
12/06	at MIA												
12/13	CAR	4	3	1	-	-	-	-	-	-	-	-	-
12/20	at BUF	2	2	0	-	-	-	-	-	-	-	-	-
12/27	JAC	3	3	0	-	-	1	8.0	2	-	-	-	-
01/03	at HOU	3	3	0	-	-	-	-	-	-	-	-	-
Regular Season Totals		39	35	4	0	0	0	1	8	4	0	0	0

DERRICK BURGESS

Date	Opponent	TT	UT	A	S	Yds	QH	Int	Yds	PD	FF	FR	SpT
09/14	BUF	2	2	0	1.00.0	1	-	-	-	-	-	-	-
09/20	at NYJ	1	0	1	-	-	-	-	-	-	-	-	-
09/27	ATL	2	0	2	-	-	-	-	-	-	-	-	-
10/04	BAL	2	2	0	-	-	-	-	-	-	-	-	-
10/11	at DEN	2	1	1	-	-	-	-	-	-	-	-	-
10/18	TEN	1	0	1	-	-	-	-	-	-	-	-	-
10/25	at TB	2	2	0	1	9	-	-	-	1	-	-	-
11/08	MIA	0	0	0	-	-	1	-	-	-	-	-	-
11/15	at IND	1	0	1	-	-	1	-	-	-	-	-	-
11/22	NYJ	0	0	0	-	-	-	-	-	1	-	-	-
11/30	at NO	2	0	2	-	-	-	-	-	-	-	-	-
12/06	at MIA	3	2	1	-	-	-	-	1	-	-	-	-
12/13	CAR	3	2	1	1	10	2	-	-	-	-	-	-
12/20	at BUF	6	4	2	1	5	1	-	-	-	-	-	-
12/27	JAC	1	0	1	-	-	1	-	-	-	-	-	-
01/03	at HOU	7	5	2	1	8	3	-	-	-	-	-	-
Regular Season Totals		35	20	15	32	10	0	0	0	2	1	0	0

DARIUS BUTLER

Date	Opponent	TT	UT	A	S	Yds	QH	Int	Yds	PD	FF	FR	SpT
09/14	BUF	1	1	0	-	-	-	-	1	-	-	-	-
09/20	at NYJ	1	1	0	-	-	-	-	-	-	-	-	-
09/27	ATL												
10/04	BAL	1	1	0	-	-	-	-	1	-	-	-	-
10/11	at DEN	1	1	0	-	-	-	-	-	-	-	-	-
10/18	TEN	0	0	0	-	-	-	1	-	1	-	-	-
10/25	at TB	1	1	0	-	-	-	1	-	1	-	-	-
11/08	MIA	4	3	1	-	-	-	-	-	-	-	-	-
11/15	at IND	7	7	0	-	-	-	-	-	-	-	-	-
11/22	NYJ	1	1	0	-	-	-	-	-	-	-	-	-
11/30	at NO	2	2	0	-	-	-	-	-	-	-	-	-
12/06	at MIA	8	7	1	-	-	-	-	2	-	-	-	-
12/13	CAR	2	1	1	-	-	-	-	1	-	-	-	-
12/20	at BUF	0	0	0	-	-	-	-	-	-	-	-	-
12/27	JAC												
01/03	at HOU	4	3	1	-	-	-	1	91	1	-	-	-
Regular Season Totals		33	29	4	0	0	0	3	91	8	0	0	0

ADALUIS THOMAS

Date	Opponent	TT	UT	A	S	Yds	QH	Int	Yds	PD	FF	FR	SpT
09/14	BUF	4	3	1	1	10	2	-	1	-	-	-	-
09/20	at NYJ	1	1	0	-	-	-	-	-	-	-	-	-
09/27	ATL	4	3	1	-	-	-	-	-	-	-	-	-
10/04	BAL	2	1	1	-	-	-	-	-	-	-	-	-
10/11	at DEN	1	0	1	-	-	-	-	-	-	-	-	-
10/18	TEN												
10/25	at TB	1	0	1	-	1	-	-	-	-	-	-	-
11/08	MIA	5	2	3	1	11	1	-	1	-	-	-	-
11/15	at IND	2	1	1	-	-	-	-	-	-	-	-	-
11/22	NYJ	4	4	0	-	1	-	-	-	-	-	-	-
11/30	at NO	1	1	0	1	4	1	-	-	-	-	-	-
12/06	at MIA	2	2	0	-	-	-	-	-	-	-	-	-
12/13	CAR												
12/20	at BUF	3	2	1	-	-	-	-	-	-	-	-	-
12/27	JAC	1	1	0	-	-	-	-	-	-	-	-	-
01/03	at HOU	0	0	0	-	-	-	-	-	-	-	-	-
Regular Season Totals		31	21	10	3	25	6	0	0	2	0	0	0

PATRICK CHUNG

TT	UT	A	S	Yds	QH	Int	Yds	PD	FF	FR	SpT
0	0	0	-	-	-	-	-	-	-	-	2
0	0	0	-	-	-	-	-	-	-	-	1
0	0	0	-	-	-	-	-	-	-	-	3
0	0	0	-	-	-	-	-	-	-	-	-
0	0	0	-	-	-	-	-	-	-	-	-
4	3	1	-	-	-	1	2	1	-	-	1
6	5	1	1	5	1	-	-	-	-	-	-
5	3	2	1	8	1	-	-	-	-	-	-
4	4	0	-	-	-	-	-	-	-	-	1
1	0	1	-	-	-	-	-	-	-	-	-
1	0	1	-	-	-	-	-	-	-	-	1
3	3	0	-	-	-	-	-	-	-	-	-
2	1	1	-	-	-	-	-	-	-	-	-
0	0	0	-	-	-	-	-	-	-	-	-
0	0	0	-	-	-	-	-	-	-	-	2
0	0	0	-	-	-	-	-	-	-	-	2
26	19	7	2	13	2	1	2	1	0	0	13

2009 Season

Tabulated from Coaching Grades

Other Defensive stats:

S. Gostkowski 1 FR N. Kaczur 1FR; B. Watson 1 UT; R. Moss 1TT, 1INT, 1 FR; W. Welker 2 TT, 1FR; D. Koppen 1TT, 1FR; K. Arrington 1FR; S. Neal 1 TT; J. Edelman 1FR; M. LeVior 1FR; B. Green Ellis 2 UT, 1 FF; K. Faulk 1 TT; L. Maroney 1TT, 1 FF; F. Taylor 1 TT, 1 AT; C. Hanson 1 SoT; S. Vollmer 2 UT; M. Light 1 TT

2009 GAME-BY-GAME STATISTICS

ADDITIONAL SPECIAL TEAMS TACKLES

Date	Opp.	Aiken TT-S-A	Gostkowski TT-S-A	Green-Ellis TT-S-A	Slater TT-S-A	Ingram TT-S-A	Arrington TT-S-A
09/14	BUF	1-1-0	1-1-0	---	Inactive	---	---
09/20	at NYJ	3-2-1	---	1 0 1	Inactive	---	---
09/27	ATL	1-0-1	1-0-1	---	---	---	---
10/04	BAL	---	---	---	1-1-0	---	---
10/11	at DEN	1-1-0	---	---	1-0-1	1-0-1	- 0 -
10/18	TEN	1-0-1	---	---	1-1-0	---	---
10/25	TB	---	---	---	2-2-0	---	Signed off PS 11/18
11/08	MIA	---	1-1-0	---	---	---	2-2 -
11/15	IND	---	---	1-0-1	---	---	2-2 -
11/22	NYJ	Inactive	1-1-0	1-0-1	---	---	1-1 -
11/30	at NO	1-1-0	---	---	---	1-1-0	Inactive
12/06	at MIA	1-1-0	---	---	1-1-0	---	2-2 -
12/13	CAR	Inactive	---	---	---	---	3-1-2
12/20	at BUF	2-2-0	1-1-0	2-2-	1-1-0	---	2-2-0
12/27	JAC	---	---	---	---	---	5-2-3
1/03	at HOU	---	1-1-0	---	---	---	0-0-0
2009 Totals		11-8-3	6-5-1	5-2-3	7-6-1	2-1-1	17-12-5

KICKING

2009 KICKING TOTALS STEPHEN GOSTKOWSKI

Date	Opponent	XP-XPA	XP Pct.	FG-FGA	Blk	FG Pct.	Pts.
09/14	Buffalo	1-1	100%	2-3	0	67%	7
09/20	at New York Jets	0-0	N/A	3-3	0	100%	9
09/27	Atlanta	2-2	100%	4-4	0	100%	14
10/04	Baltimore	3-3	100%	2-2	0	100%	9
10/11	at Denver	2-2	100%	1-2	0	50%	5
10/18	Tennessee	8-8	100%	1-2	0	50%	11
10/25	at Tampa Bay	5-5	100%	0-0	0	N/A	5
11/08	Miami	1-1	100%	4-4	0	100%	13
11/15	at Indianapolis	4-4	100%	2-2	0	100%	10
11/22	New York Jets	4-4	100%	1-2	0	50%	7
11/30	at New Orleans	2-2	100%	1-2	0	50%	5
12/06	at Miami	3-3	100%	0-0	0	N/A	3
12/13	Carolina	2-2	100%	2-2	0	100%	8
12/20	at Buffalo	2-2	100%	1-1	0	100%	5
12/27	Jacksonville	5-5	100%	0-0	0	N/A	5
01/03	at Houston	3-3	100%	2-2	0	100%	9
2009 Totals		47-47	100%	26-31	0	83.9%	125

PUNTING

2009 PUNTING TOTALS CHRIS HANSON

No.	Yds	Avg	Net	TB	In	20	Lg	B
1	42	42.0	37.0	0	2	42	0	0
6	221	36.8	29.3	1	2	45	0	0
2	87	43.5	43.5	0	0	51	0	0
3	115	38.3	25.0	2	1	40	0	0
5	222	44.4	42.4	0	2	49	0	0
1	36	36.0	36.0	0	1	36	0	0
6	224	37.3	29.2	1	0	53	0	0
3	104	34.7	34.7	0	3	38	0	0
4	176	44.0	44.0	0	2	55	0	0
5	201	40.2	29.3	0	2	48	1	0
3	138	46.0	44.0	0	0	50	0	0
5	250	50.0	40.2	1	1	56	0	0
3	85	28.3	28.3	0	1	34	0	0
5	169	33.8	29.8	0	1	45	0	0
1	42	42.0	42.0	0	0	42	0	0
3	109	36.3	26.0	0	2	40	0	0
56	2221	39.7		5	18	56	1	0

KICK RETURNS

LAURENCE MARONEY

Date	Opp.	KR	Yds	Avg	LG	TD
09/14	BUF	1	52	52.0	52	0
09/20	at NYJ	3	60	20.0	20	0
09/27	ATL	1	21	21.0	21	0
10/04	BAL	4	75	18.8	20	0
10/11	at DEN	-	-	-	-	-
10/18	TEN	-	-	-	-	-
10/25	TB	-	-	-	-	-
11/08	MIA	-	-	-	-	-
11/15	IND	-	-	-	-	-
11/22	NYJ	-	-	-	-	-
11/30	at NO	-	-	-	-	-
12/06	at MIA	-	-	-	-	-
12/13	CAR	3	51	17.0	20	0
12/20	at BUF	1	20	20.0	20	0
12/27	JAC	-	-	-	-	-
1/03	at HOU	Inactive	-	-	-	-
2009 Totals		13	279	21.5	52	0

JULIAN EDELMAN

KR	Yds	Avg	LG	TD
-	-	-	-	-
2	39	19.5	22	0
-	-	-	-	-
4	93	23.3	32	0
1	25	25.0	25	0
-	-	-	-	-
-	-	-	-	-
3	68	22.7	28	0
-	-	-	-	-
-	-	-	-	-
-	-	-	-	-
-	-	-	-	-
-	-	-	-	-
1	16	16.0	16	0
-	-	-	-	-
11	241	21.9	32	0

PUNT RETURNS

WES WELKER

PR	FC	Yds	Avg	LG	TD
2	0	21	10.5	11	0
-	-	-	-	-	-
-	-	-	-	-	-
-	-	-	-	-	-
1	0	0	0.0	0	0
4	5	53	13.3	24	0
1	3	5	5.0	5	0
5	1	117	23.4	69	0
2	2	-1	-0.5	0	0
1	2	41	41.0	41	0
3	1	29	9.7	12	0
5	1	47	9.4	17	0
2	1	17	8.5	11	0
1	0	9	9.0	9	0
-	-	-	-	-	-
27	16	338	12.5	69	0

JULIAN EDELMAN

PR	FC	Yds	Avg	LG	TD
-	-	-	-	-	-
1	0	2	2.0	2	0
-	-	-	-	-	-
-	-	-	-	-	-
2	0	22	11.0	16	0
3	0	39	23.0	35	0
-	-	-	-	-	-
-	-	-	-	-	-
-	-	-	-	-	-
-	-	-	-	-	-
-	-	-	-	-	-
-	-	-	-	-	-
-	-	-	-	-	-
0	1	0	0.0	0	0
6	1	63	10.5	35	0



2009 HONORS AND AWARDS

QB TOM BRADY

- AFC Offensive Player of the Week (Week 1 vs. Buffalo)
- AFC Offensive Player of the Week (Week 6 vs. Tennessee)
- AFC Offensive Player of the Month (October)
- AFC Offensive Player of the Week (Week 16 vs. Jacksonville)
- Named Associated Press Comeback Player of the Year
- AFC Pro Bowl selection

CB LEIGH BODDEN

- AFC Defensive Player of the Week (Week 11 vs. N.Y. Jets)

KEVIN FAULK

- 2009 New England Patriots Ron Burton Community Service Award

K STEPHEN GOSTKOWSKI

- AFC Special Teams Player of the Week (Week 9 vs. Miami)

G LOGAN MANKINS

- AFC Pro Bowl selection
- Named Associated Press Second-Team All-Pro
- *Sports Illustrated* All Pro Team

LB JEROD MAYO

- *USA Today's* All-Joe Team

S BRANDON MERIWEATHER

- AFC Defensive Player of the Week (Week 7 at Tampa Bay)
- AFC Pro Bowl selection

WR WES WELKER

- AFC Pro Bowl selection
- Named Associated Press First-Team All-Pro
- PFW/PFWA: All-NFL
- *Sports Illustrated* All-Pro Team

NT VINCE WILFORK

- AFC Pro Bowl selection
- *Sports Illustrated* All Pro Team

2009 PRO BOWL

Five Patriots were selected to the AFC Pro Bowl Squad in 2010. Quarterback Tom Brady, G Logan Mankins, WR Wes Welker and NT Vince Wilfork were selected to represent the New England Patriots and the AFC in the 2010 Pro Bowl on Jan. 31 in South Florida. Mankins and Wilfork were selected as starters, while Brady and Welker were selected as reserves. It was the fifth Pro Bowl selection for Brady (2001, 2004, 2005 and 2007) and the second for Mankins (2007), Welker (2008) and Wilfork (2007).

2009 TELEVISION RATINGS

PATRIOTS 2010 RATINGS IN BOSTON TV MARKET

Date	Opp.	Net.	Boston TV	HH Rat.	HH Share
09/14	BUF	ESPN	WCVB	35.1*	54*
09/20	NYJ	CBS	WBZ	24.6	59
09/27	ATL	FOX	WFXT	26.82	55
10/04	BAL	CBS	WBZ	28.15	62
10/11	DEN	CBS	WBZ	29.73	57
10/18	TEN	CBS	WBZ	34.4	58
10/25	TB	CBS	WBZ	25.3	59
11/08	MIA	CBS	WBZ	28.8	68
11/15	IND	NBC	WHDH	34.4	55
11/22	NYJ	CBS	WBZ	34.73	59
11/30	NO	ESPN	WCVB	35.0	52
12/6	MIA	CBS	WBZ	28.2	57
12/13	CAR	FOX	WFXT	27.83	57
12/20	BUF	CBS	WBZ	33.3	57
12/27	JAX	CBS	WBZ	27.4	57
01/03	HOU	CBS	WBZ	28.50	53
01/10	BAL	CBS	WBZ	32.96	61
			AVERAGE	30.31	57.65

Each ratings point represents one percent of the 2.4 million homes in the Boston TV market. Share represents the percentage of televisions that are tuned in to a program as a proportion of all of the televisions that are turned on at a given time.

2009 PLAYER PARTICIPATION CHART

	GP/GS/DNP/INA	9/14 Buffalo Bills	9/22 at New York Jets	9/27 Atlanta	10/4 at Baltimore	10/11 at Denver	10/18 Tennessee	10/25 Tampa Bay	11/08 Miami	11/15 at Indianapolis	11/22 New York Jets	11/30 at New Orleans	12/06 at Miami	12/13 Carolina	12/20 at Buffalo	12/27 Jacksonville	01/03 at Houston	01/10 Baltimore
Adams, Titus	2/0/0/1																	
Aiken, Sam	14/7/0/2	sub	sub	sub	WR	sub	WR	sub	WR	WR	X	WR	sub	X	WR	sub	WR	WR
Alexander, Eric	14/0/0/2	sub	sub	sub	sub	sub	sub	sub	X	X	sub	sub	sub	sub	sub	sub	sub	sub
Arrington, Kyle	8/0/0/1	Signed to PS 9/21. Signed off PS 11/8																
Baker, Chris	16/7/0/0	TE	TE	TE	TE	TE	TE	TE	sub	sub	sub	X	sub	sub	sub	sub	sub	sub
Banta-Cain, Tully	16/10/0/0	RE	sub	OLB	sub	sub	sub	sub	OLB	OLB	sub	OLB	OLB	OLB	OLB	OLB	OLB	OLB
Bodden, Leigh	15/14/0/1	RCB	RCB	RCB	RCB	RCB	sub	RCB	RCB	RCB	RCB	RCB	RCB	RCB	RCB	RCB	X	RCB
Brace, Ron	9/2/0/7	sub	sub	sub	X	X	X	X	sub	sub	sub	X	X	X	LE	NT	sub	X
Brady, Tom	16/16/0/0	QB	QB	QB	QB	QB	QB	QB	QB	QB	QB	QB	QB	QB	QB	QB	QB	QB
Burgess, Derrick	16/6/0/0	sub	sub	OLB	sub	sub	sub	OLB	sub	sub	sub	RE	sub	sub	sub	sub	LE	sub
Burgess, Prescott	0/0/0/1	Acq.	9/22	X	PS				Released 9/28; PS 9/30; Signed by BAL 10/6									
Butler, Darius	14/5/0/2	sub	sub	X	sub	sub	sub	LCB	sub	sub	sub	NB	LCB	sub	sub	X	DB	sub
Chung, Patrick	16/1/0/0	sub	sub	sub	sub	sub	sub	sub	NB	sub	sub	sub	sub	sub	sub	sub	sub	sub
Connolly, Dan	1/4/0/2	X	X	sub	sub	sub	sub	sub	sub	sub	RG	sub	RG	RG	RG	sub	sub	X
Edelman, Julian	11/7/0/5	X	WR	sub	sub	sub	WR	X	X	sub	WR	X	X	WR	WR	WR	WR	WR
Faulk, Kevin	15/7/0/1	sub	sub	sub	sub	sub	sub	sub	RB	RB	RB	RB	sub	RB	RB	RB	X	sub
Galloway, Joey	3/2/0/3	WR	WR	sub	X	X	X					Released 10/20						
Gostkowski, Stephen	16/0/0/0	sub	sub	sub	sub	sub	sub	sub	sub	sub	sub	sub	sub	sub	sub	sub	sub	sub
Green, Jarvis	13/12/0/3	RE	RE	RE	RE	RE	RE	RE	X	X	sub	RE	RE	RE	RE	RE	RE	RE
Green-Ellis, BenJarvus	12/0/4	X	sub	X	X	sub	sub	sub	sub	sub	sub	sub	sub	sub	sub	X	sub	X
Guyton, Gary	16/16/0/0	OLB	ILB	ILB	ILB	OLB	ILB	ILB	ILB	ILB	ILB	ILB	ILB	ILB	ILB	ILB	ILB	ILB
Hanson, Chris	16/0/0/0	sub	sub	sub	sub	sub	sub	sub	sub	sub	sub	sub	sub	sub	sub	sub	sub	sub
Hoyer, Brian	5/0/1/10	dnp	dnp	dnp	dnp	dnp	sub	dnp	dnp	dnp	dnp	dnp	dnp	dnp	dnp	dnp	dnp	dnp
Ingram, Jake	16/0/0/0	sub	sub	sub	sub	sub	sub	sub	sub	sub	sub	sub	sub	sub	sub	sub	sub	sub
Kaczur, Nick	14/13/0/2	RT	RT	RT	RT	RT	RT	RT	RT	RT	RT	RT	RT	RT	X	X	sub	sub
Koppen, Dan	16/16/0/0	C	C	C	C	C	C	C	C	C	C	C	C	C	C	C	C	C
LeVoi, Mark	10/0/0/0	Activated off PUP List 10/25																
Light, Matt	11/11/0/5	LT	LT	LT	LT	LT	X	X	X	X	X	LT	LT	LT	LT	LT	LT	LT
Lockett, Bret	10/0/0/2	sub	sub	sub	X	sub	sub	sub	sub	sub	sub	sub	X	sub				
Markins, Logan	16/16/0/0	LG	LG	LG	LG	LG	LG	LG	LG	LG	LG	LG	LG	LG	LG	LG	LG	LG
Maroney, Laurence	15/5/0/1	sub	RB	RB	RB	sub	sub	RB	sub	sub	sub	sub	RB	sub	sub	sub	X	RB
Matthews, Michael	4/0/1/1	dnp	X	sub	sub	sub	sub					Released 10/20						
Mayo, Jerod	13/12/0/3	ILB	X	X	X	sub	ILB	ILB	ILB	ILB	ILB	ILB	ILB	ILB	ILB	ILB	ILB	ILB
McGowan, Brandon	16/11/0/0	sub	FS	FS	FS	FS	FS	FS	FS	FS	FS	FS	FS	FS	FS	FS	sub	sub
Meriweather, Brandon	16/16/0/0	SS	SS	SS	SS	SS	SS	SS	SS	SS	SS	SS	SS	SS	SS	SS	SS	SS
Morris, Sammy	12/5/0/4	sub	sub	RB	sub	RB	RB	X	X	X	sub	sub	sub	sub	sub	RB	RB	sub
Moss, Randy	16/16/0/0	WR	WR	WR	WR	WR	WR	WR	WR	WR	WR	WR	WR	WR	WR	WR	WR	WR
Neal, Stephen	12/12/0/4	RG	RG	RG	RG	RG	RG	RG	RG	X	RG	X	X	X	X	RG	RG	RG
Ninkovich, Rob	15/0/0/1	sub	sub	sub	sub	sub	sub	sub	sub	sub	X	sub	sub	sub	sub	sub	sub	sub
Ohmberger, Rich	3/0/0/13	X	X	X	X	X	X	X	X	X	sub	X	sub	X	sub	X	X	X
Pryor, Myron	13/0/0/3	X	sub	sub	sub	sub	sub	sub	sub	sub	sub	sub	sub	X	X	sub	sub	sub
Sanders, James	14/5/0/2	FS	sub	sub	sub	X	X	sub	sub	sub	sub	sub	sub	FS	FS	FS	FS	FS
Sands, Terrell	1/0/0/1	Signed 9/29; sub X																
Seau, Junior	7/0/3/1	Signed 10/14																
Simmons, Kendall	1/0/0/6	X	X	X	X	X	sub	X				Released 11/6						
Slater, Matthew	14/0/0/2	X	X	sub	sub	sub	sub	sub	sub	sub	sub	sub	sub	sub	sub	sub	sub	sub
Spings, Shawn	12/8/0/4	sub	LCB	LCB	LCB	LCB	sub	sub	X	X	X	X	LCB	LCB	LCB	LCB	LCB	LCB
Starback, Isaiah	6/2/0/2	Signed off PS 11/14																
Tate, Brandon	2/1/0/6	Activated off PUP List 10/25/09; sub WR																
Taylor, Fred	6/1/0/10	RB	sub	sub	sub	X	X	X	X	X	X	X	X	X	X	sub	sub	sub
Thomas, Adalius	14/11/0/2	OLB	OLB	ILB	OLB	OLB	X	OLB	OLB	sub	OLB	sub	OLB	X	OLB	OLB	sub	OLB
Vollmer, Sebastian	14/8/0/2	sub	sub	sub	sub	sub	LT	LT	LT	LT	LT	X	sub	RT	RT	RT	RT	RT
Warren, Ty	13/12/0/3	LE	LE	LE	LE	LE	LE	LE	LE	LE	LE	LE	LE	LE	sub	X	sub	sub
Watson, Benjamin	16/7/0/0	TE	sub	TE	sub	TE	sub	TE	sub	TE	sub	TE	sub	TE	sub	sub	sub	sub
Welker, Wes	14/13/0/2	sub	X	X	WR	WR	WR	WR	WR	WR	WR	WR	WR	WR	WR	WR	WR	WR
Wendell, Ryan	2/0/0/1	sub	sub	Released 9/22; Signed to PS 9/24; Signed to Roster 12/31													X	sub
Wheatley, Terrence	5/0/0/11	X	X	sub	X	X	X	X	sub	sub	sub	X	X	X	X	X	X	X
Wilfork, Vince	13/13/0/3	LT	LT	NT	NT	DT	DT	DT	DT	NT	NT	NT	NT	X	X	X	X	NT
Wilhite, Jonathan	14/8/0/2	LCB	NB	X	sub	sub	RCB	LCB	X	RCB	LCB	LCB	sub	sub	sub	sub	RCB	sub
Williams, Thomas	0/0/0/0	Signed off Practice Squad 1/6/10																
Woods, Pierre	16/5/0/0	sub	sub	sub	OLB	OLB	OLB	sub	sub	sub	OLB	sub	sub	OLB	sub	sub	sub	sub
Wright, Mike	16/9/0/0	sub	DE	sub	DT	DT	sub	sub	RE	DT	RE	sub	sub	sub	NT	LE	NT	sub

x - inactive / CAPS - starters / sub - played / dnp - did not play / NS - NFL Suspension



2009-10 Transactions

JANUARY, 2009

01/27/09 Reese, Floyd..... Hired as Senior Football Advisor

FEBRUARY, 2009

02/03/09 Boyer, Josh..... Named Defensive Backs Coach
02/03/09 O'Brien, Bill..... Named Quarterbacks Coach
02/03/09 O'Brien, Scott..... Hired as Special Teams Coach
02/05/09 Cassel, Matt..... Designated Franchise Player
02/12/09 Osseffort, Monti..... Named National Scout
02/12/09 Rosen, Jon..... Named Director of College Scouting
02/12/09 Waldron, Shane..... Named Tight Ends Coach
02/17/09 Washington, Kelley..... Released
02/17/09 Yates, Billy..... Released
02/18/09 Banta-Cain, Tully..... Signed as Veteran Free Agent (SF)
02/18/09 Listorti, Brad..... Signed as First-Year Free Agent (NYJ)
02/20/09 Yates, Billy..... Released
02/25/09 Licht, Jason..... Hired as Director of Pro Personnel
02/25/09 O'Shea, Chad..... Hired as Receivers Coach
02/27/09 Taylor, Fred..... Signed as Veteran Free Agent (JAX)
02/27/09 Robertson, Darrell..... Released
02/28/09 Cassel, Matt..... Traded to Kansas City
02/28/09 Vrabel, Mike..... Traded to Kansas City

MARCH, 2009

03/02/09 Baker, Chris..... Signed as Veteran Free Agent (NYJ)
03/02/09 Hochstein, Russ..... Re-Signed
03/05/09 Alexander, Eric..... Re-Signed
03/05/09 Hanson, Chris..... Re-Signed
03/05/09 Lewis, Greg..... Acquired Via Trade (PHI)
03/05/09 Sanders, James..... Re-Signed
03/10/09 Hodel, Nathan..... Signed as Veteran Free Agent (ARZ)
03/11/09 Boddien, Leigh..... Signed as Veteran Free Agent (DET)
03/11/09 Spies, Shawn..... Signed as Veteran Free Agent (WAS)
03/11/09 Johnson, AJ..... Signed as Veteran Free Agent (MIA)
03/16/09 Britt, Wesley..... Re-Signed
03/16/09 Ventrone, Ray..... Re-Signed
03/16/09 Williams, Tank..... Re-Signed
03/16/09 Wright, Mike..... Re-Signed
03/19/09 Galloway, Joey..... Signed as Veteran Free Agent (TB)
03/23/09 Duckett, Damane..... Signed as Veteran Free Agent (SF)

APRIL, 2009

04/21/09 Woods, Pierre..... Re-Signed
04/23/09 Smith, Kenny..... Re-Signed
04/25/09 Chung, Patrick..... Drafted
04/25/09 Bice, Ron..... Drafted
04/25/09 Butler, Darius..... Drafted
04/25/09 Vollmer, Sebastian..... Drafted
04/26/09 Tate, Brandon..... Drafted
04/26/09 McKenzie, Tyrone..... Drafted
04/26/09 Ohmberger, Rich..... Drafted
04/26/09 Bussey, George..... Drafted
04/26/09 Ingram, Jake..... Drafted
04/26/09 Pryor, Myron..... Drafted
04/26/09 Edelman, Julian..... Drafted
04/26/09 Richard, Darryl..... Drafted
04/26/09 Hobbs, Ellis..... Traded to Philadelphia
04/29/09 Ruud, Bo..... Released
04/30/09 Smith, Alex..... Acquired Via Trade (TB)
04/30/09 Appley, Antonio..... Signed as Rookie Free Agent
04/30/09 Hoyer, Brian..... Signed as Rookie Free Agent
04/30/09 Love, Jamar..... Signed as Rookie Free Agent
04/30/09 McClinton, Marcus..... Signed as Rookie Free Agent
04/30/09 Porter, Jermall..... Signed as Rookie Free Agent

MAY, 2009

05/04/09 Ciurciu, Vinny..... Signed as Veteran Free Agent (MIN)
05/04/09 Williams, Stephen..... Signed as Veteran Free Agent (CAR)
05/04/09 Cuff, Omar..... Signed as First-Year Free Agent (TB)
05/04/09 Ortiz, Robert..... Re-Signed as First-Year Free Agent
05/04/09 Barnes, Tyree..... Signed as Rookie Free Agent
05/04/09 Kettani, Eric..... Signed as Rookie Free Agent
05/04/09 Perez, Aaron..... Signed as Rookie Free Agent
05/04/09 White, Shun..... Signed as Rookie Free Agent
05/05/09 McGowan, Brandon..... Signed as Unrestricted Free Agent (CHI)
05/05/09 Malone, Tom..... Released
05/11/09 Nunn, Terrence..... Signed as Rookie Free Agent
05/26/09 Duckett, Damane..... Released
05/26/09 Listorti, Brad..... Released
05/27/09 Lenon, Paris..... Signed as Unrestricted Free Agent (DET)
05/29/09 Perez, Aaron..... Released

JUNE, 2009

06/01/09 Malone, Tom..... Re-Signed
06/01/09 Pass, Patrick..... Signed as a Veteran Free Agent (NYG)
06/04/09 Smith, Kenny..... Released
06/04/09 Craig, Angelo..... Released
06/04/09 Cuff, Omar..... Released
06/04/09 McClinton, Marcus..... Released
06/11/09 Pass, Patrick..... Released
06/16/09 Ohmberger, Rich..... Signed/Draft Choice
06/16/09 Appley, Antonio..... Released

JULY, 2009

07/13/09 Butler, Darius..... Signed/Draft Choice
07/16/09 Richard, Darryl..... Signed/Draft Choice
07/23/09 Brace, Ron..... Signed/Draft Choice
07/23/09 Vollmer, Sebastian..... Signed/Draft Choice
07/23/09 Tate, Brandon..... Signed/Draft Choice
07/23/09 Bussey, George..... Signed/Draft Choice
07/23/09 Pryor, Myron..... Signed/Draft Choice
07/23/09 Edelman, Julian..... Signed/Draft Choice
07/23/09 Ortiz, Robert..... Released
07/23/09 Barnes, Tyree..... Placed on Reserve/Military
07/23/09 Kettani, Eric..... Placed on Reserve/Military
07/27/09 Chung, Pat..... Signed/Draft Choice
07/27/09 Spann, Antwan..... Released
07/28/09 Jones, Herana-Daze..... Signed

07/28/09 Porter, Jermall..... Released
07/29/09 Ingram, Jake..... Signed/Draft Choice
07/29/09 Love, Jamar..... Released

AUGUST, 2009

08/01/09 Malone, Tom..... Released
08/02/09 Love, Jamar..... Signed
08/02/09 Ninkovich, Rob..... Signed
08/02/09 Redd, Vince..... Released
08/03/09 Walter, Andrew..... Released
08/03/09 Gutierrez, Matt..... Released
08/06/09 Burgess, Derrick..... Acquired Via Trade (OAK)
08/06/09 Johnson, AJ..... Released
08/17/09 Taylor, Chris..... Signed
08/17/09 Smith, Le Kevin..... Traded to Denver for undisclosed draft pick
08/17/09 White, Shun..... Placed on Reserve/Military
08/18/09 Rogers, Roderick..... Signed
08/19/09 Richardson, Mike..... Released
08/23/09 DeVree, Tyson..... Released
08/25/09 Hochstein, Russ..... Traded to Denver for undisclosed draft pick
08/25/09 McKenzie, Tyrone..... Signed/Draft Choice
08/25/09 Williams, Tank..... Released
08/26/09 Ortiz, Robert..... Signed
08/31/09 Bruschi, Teddy..... Announced his Retirement
08/31/09 Hodel, Nathan..... Released
08/31/09 O'Connell, Kevin..... Released
08/31/09 LeVoi, Mark..... Placed on Reserve/P.U.P.
08/31/09 McKenzie, Tyrone..... Placed on Reserve/Injured (KNEE)
08/31/09 Tate, Brandon..... Placed on Reserve/N.F.I.

SEPTEMBER, 2009

09/04/09 Ciurciu, Vinny..... Released
09/04/09 Ortiz, Robert..... Released
09/04/09 Rogers, Roderick..... Released
09/04/09 Walter, Andrew..... Released
09/04/09 Williams, Stephen..... Released
09/04/09 Yates, Billy..... Released
09/05/09 Adams, Titus..... Released
09/05/09 Britt, Wesley..... Placed on Reserve/Injured (knee)
09/05/09 Bussey, George..... Placed on Reserve/Injured (groin)
09/05/09 Crable, Shawn..... Placed on Reserve/Injured (groin)
09/05/09 Jones, Herana-Daze..... Released
09/05/09 Lenon, Paris..... Released
09/05/09 Love, Jamar..... Released
09/05/09 Nunn, Terrence..... Released
09/05/09 O'Callaghan, Ryan..... Released
09/05/09 Richard, Darryl..... Released
09/05/09 Smith, Alex..... Released
09/05/09 Taylor, Chris..... Placed on Reserve/Injured (shoulder)
09/05/09 Ventrone, Ray..... Released
09/05/09 Thomas, David..... Traded to N.O. for an undisclosed draft pick
09/05/09 Matthews, Michael..... Acquired via trade (NY Giants)
09/06/09 Seymour, Richard..... Traded to Oak for an undisclosed draft pick
09/06/09 Simmons, Kendall..... Signed
09/07/09 Adams, Titus..... Signed to the Practice Squad
09/07/09 Brown, Patrick..... Signed to the Practice Squad
09/07/09 Grady, Adrian..... Signed to the Practice Squad
09/07/09 Terrence Nunn..... Signed to the Practice Squad
09/07/09 Darryl Richard..... Signed to the Practice Squad
09/07/09 Stankback, Isaiah..... Signed to the Practice Squad
09/07/09 Willingham, DeAngelo..... Signed to the Practice Squad
09/07/09 Lockett, Bret..... Claimed off waivers from Cleveland
09/07/09 Lewis, Greg..... Signed to the Practice Squad
09/08/09 Agnone, Robbie..... Signed to the Practice Squad
09/21/09 Willingham, DeAngelo..... Released from the Practice Squad
09/21/09 Arrington, Kyle..... Signed to the Practice Squad
09/22/09 Burgess, Prescott..... Acquired via trade (Baltimore)
09/22/09 Wendell, Ryan..... Released
09/24/09 Wendell, Ryan..... Signed to the Practice Squad
09/24/09 Brown, Patrick..... Released from the Practice Squad
09/28/09 Sanders, Terrell..... Signed
09/28/09 Burgess, Prescott..... Released
09/30/09 Burgess, Prescott..... Signed to the Practice Squad
09/30/09 Grady, Adrian..... Released from the Practice Squad

OCTOBER, 2009

10/07/09 Davis, Bruce..... Signed to the Practice Squad
10/14/09 Seau, Junior..... Signed
10/14/09 Sands, Terrell..... Released
10/20/09 Galloway, Joey..... Released
10/20/09 Matthews, Michael..... Released
10/25/09 LeVoi, Mark..... Activated to 53-man roster
10/25/09 Tate, Brandon..... Activated to 53-man roster

NOVEMBER, 2009

11/03/09 Myers, Rob..... Signed to the practice squad
11/03/09 Agnone, Robbie..... Placed on practice squad/injured (shoulder)
11/06/09 Simmons, Kendall..... Released
11/08/09 Arrington, Kyle..... Signed from the practice squad
11/10/09 Williams, Thomas..... Signed to the practice squad
11/14/09 Tate, Brandon..... Placed on Reserve/Injured (knee)
11/14/09 Stankback, Isaiah..... Signed from the practice squad
11/17/09 Grady, Adrian..... Signed to the practice squad

DECEMBER, 2009

12/09/09 Lockett, Bret..... Placed on Reserve/Injured (groin)
12/09/09 Adams, Titus..... Signed from the practice squad
12/09/09 Jenkins, Darnell..... Signed to the practice squad
12/09/09 Rowe, Jeff..... Signed to the practice squad
12/31/09 Wendell, Ryan..... Signed from the practice squad
12/31/09 Adams, Titus..... Released

JANUARY, 2010

01/06/10 Welker, Wes..... Placed on Reserve/Injured (knee)
01/06/10 Williams, Thomas..... Signed from the practice squad
01/06/10 Moore, Nick..... Signed to the practice squad
01/06/10 Ortiz, Robert..... Signed to the practice squad
01/06/10 Jenkins, Darnell..... Placed on practice squad/injured (ankle)



TWO WAYS TO BE CONVINCED FUSION® PROGLIDE™ IS GILLETTE'S MOST COMFORTABLE RAZOR.¹

TRUST ALL OF OUR PATENTS, OR JUST TRY IT.

New Gillette® Fusion ProGlide is engineered with thinner, finer blades for less tug and pull² and an effortless glide. You'll get incredible comfort, even if you shave every day. You've got to feel it to believe it. Learn more at Gillette.com.

Fusion ProGlide turns shaving into gliding.

¹ In manual and power, respectively.

² Leading blades vs. Fusion.



Proud Sponsor of the New England Patriots.™



NEW!
Fusion
PROGLIDE

Gillette
The Best a Man Can Get™

HISTORY



PATRIOTS HALL OF FAME



★ ★ ★ PATRIOTS HALL OF FAME ★ ★ ★			
Player	Pos.	Years	Enshrined
Bruce Armstrong	T	1987-2000	2001
Nick Buoniconti*	LB	1962-1968	1992
Gino Cappelletti	WR/K	1960-1970	1992
Ben Coates	TE	1991-1999	2008
Sam Cunningham	RB	1973-79, 81-82	2010
Bob Dee	DE	1960-1967	1993
Steve Grogan	QB	1975-1990	1995
John Hannah*	G	1973-1985	1991
Mike Haynes*	CB	1976-1982	1994
Jim Lee Hunt	DT	1960-1971	1993
Stanley Morgan	WR	1977-1989	2007
Jim Nance	FB	1965-1971	2009
Steve Nelson	LB	1974-1987	1993
Vito "Babe" Parilli	QB	1961-1967	1993
Andre Tippett*	LB	1982-1993	1999
* -Also in Pro Football Hall of Fame			
Contributors	Position	Enshrined	
William H. "Billy" Sullivan, Jr.	Founder	2009	

THE HALL AT PATRIOT PLACE PRESENTED BY RAYTHEON

A cutting edge, highly interactive experience, The Hall at Patriot Place presented by Raytheon showcases the history of the New England Patriots while providing a permanent home for the team's Hall of Fame. The facility opened in the fall of 2008. The Hall features 30,000 square feet of exhibit space and utilizes the latest in design concepts and multimedia technology to bring the story of the Patriots to life. The Hall also explores the history of football in New England and features an integrated math and sciences program to benefit visiting school groups. The Hall is a unique sports hall of fame and experience, and a must-visit attraction for any Patriots fan.

HISTORY OF THE PATRIOTS HALL OF FAME

The Patriots Hall of Fame was established in 1991 as a way to honor the greatest players in franchise history. A selection committee of media and staff was formed to select players for induction and appropriately, John Hannah was the first player enshrined. Eight additional players were inducted from 1992-95. Andre Tippett (1999) and Bruce Armstrong (2001) rounded out the Patriots Hall of Fame's first 11 members. In 2007, the Patriots introduced a new method of selecting players for the team's hall of fame in advance of the opening of The Hall at Patriot Place. Moving forward, one player will be enshrined in the Patriots Hall of Fame each year, with a nomination committee determining three finalists each spring and fans making the final choice through Patriots.com each summer.



PATRIOTS HALL OF FAME BIOS

Career Patriots in Pro Football Hall of Fame: John Hannah, Andre Tippett
Other Patriots in Pro Football Hall of Fame: Mike Haynes, Nick Buoniconti
Patriots Hall of Fame Players: Bruce Armstrong, Gino Cappelletti, Ben Coates, Bob Dee, Steve Grogan, Jim Lee Hunt, Stanley Morgan, Steve Nelson, Babe Parilli
Patriots Hall of Fame Contributors: William H. "Billy" Sullivan



John Hannah G Alabama
Patriots Seasons (13): 1973-85 Pro Bowls (9)
Pro Football Hall of Fame 1991 Patriots Hall of Fame 1991

Hannah spent his entire 13-season career with the Patriots, from 1973 through the Super Bowl season of 1985 ... The first Patriots player to be inducted into the Pro Football Hall of Fame ... One of two Patriots voted to the NFL's 75th Anniversary Team ... Named to the Patriots 35th Anniversary Team in 1994 ... Named the Player of the Century on the Patriots Team of the Century in 2000 ... Played in 183 games, while missing only five games due to injury ... Selected to nine Pro Bowls (1976, 1978-85), a Patriots team record ... Named All-Pro for 10 consecutive years (1976-85) ... Won the NFL Players Association's Offensive Lineman of the Year Award for four straight seasons (1978-81) ... Powered an offensive line that helped set an NFL record with 3,165 rushing yards in 1978 - a record that has not been challenged in more than 30 seasons ... Named to the Patriots All-Time Team in 2009.



Andre Tippett LB Iowa
Patriots Seasons (11): 1982-88, 90-93 Pro Bowls (5)
Pro Football Hall of Fame 2008 Patriots Hall of Fame 1999

Tippett spent his entire 12-year career with the Patriots ... Elected to the Pro Football Hall of Fame in 2008, joining John Hannah as the only two players to earn induction to the Hall of Fame after spending their entire career with the Patriots ... From 1984-85, Tippett recorded 35.0 sacks, a total that stands as the highest two-season sack total by a linebacker in NFL history ... He achieved his record sack totals despite playing his career as a strong-side linebacker (opposite the opposing tight end), a position from which few other players have excelled in the pass rush to the extent that Tippett did ... He was named to the NFL's 1980s All-Decade Team and was named the NFL's linebacker of the year by the NFL Players Association for three straight seasons from 1985-87 ... Finished his career as the only Patriots player to record 100 career sacks, a mark that stands as the franchise's all-time record ... Set the Patriots franchise single-season sack record with 18.5 in 1984 ... Also holds the second and third highest totals with 16.5 in 1985 and 12.5 in 1987 ... Was a member of the 1985 AFC Champions ... Has worked in the Patriots front office since his 1994 retirement and currently serves as the team's executive director of community affairs...Named to the Patriots All-Time Team in 2009.

TIPPETT'S PATRIOTS STATISTICS

Years	G	TT	UT	Sack	FF	FR	Years	G	TT	UT	Sack	FF	FR	Years	G	TT	UT	Sack	FF	FR
1982	9	28	10	0	0	1	1987	13	83	53	12.5	0	3	1992	14	40	33	7	3	0
1983	15	86	48	8.5	1	1	1988	12	50	31	7	0	0	1993	16	76	50	8.5	1	4
1984	16	118	48	18.5	1	0	1989	Injured Reserve						Totals						
1985	16	97	65	16.5	3	3	1990	13	72	38	3.5	1	1	151	778	456	100	14	17	
1986	11	63	39	9.5	2	1	1991	16	65	41	8.5	2	3							

PATRIOTS HALL OF FAME BIOS



Mike Haynes CB Arizona State
Patriots Seasons (7): 1976-82 Pro Bowls (6)
Pro Football Hall of Fame 1997 Patriots Hall of Fame 1994

Haynes played for the Patriots from 1976 to 1982 before finishing his career with the Los Angeles Raiders from 1983-89 ... In 1997, became the second Patriot to be elected to the Pro Football Hall of Fame ... Selected to the NFL's 75th Anniversary Team ... Named to the NFL's all-decade team for the 1980s ... Named to six Pro Bowls (1976-80 and 1982) with the Patriots and three more with the Raiders ... Voted to two All-Pro teams, six All-AFC teams and the All-Rookie team during his Patriots career ... Named to the Patriots 35th Anniversary Team in 1994 ... Named to the Patriots Team of the Century in 2000 ... Entering 2008, his 28 interceptions in a Patriots uniform rank sixth in franchise history ... Entering 2009, his punt return average of 10.4 yards is tied for third in team history ... Became the first player in Patriots history to return a punt for a touchdown with an 89-yard return against Buffalo on Nov. 7, 1976 ... Named to the Patriots All-Time Team in 2009.

HAYNES' PATRIOTS STATISTICS

Years	G	No	Interceptions				TD	Punt Returns				
			Yds	Avg	LG			No	Yds	Avg	LG	TD
1976	14	8	90	11.3	28	0		45	608	13.5	89t	2
1977	14	5	54	10.8	22	0		24	200	8.3	46	0
1978	16	6	123	20.5	50	1		14	183	13.1	35	0
1979	16	3	66	22.0	33	0		5	16	3.2	5	0
1980	13	1	31	31.0	31	0		17	140	8.2	35	0
1981	8	1	3	3.0	3	0		6	12	2.0	6	0
1982	9	4	26	6.5	26	0		0	0	0.0	0	0
Patriots Totals	90	28	393	14.0	50	1		111	1,159	10.4	89t	2



Nick Buoniconti LB Notre Dame
Patriots Seasons (7): 1962-68 AFL All-Star Games (5)
Pro Football Hall of Fame 2001 Patriots Hall of Fame 1992

Buoniconti played for the Patriots from 1962 to 1968 before finishing his career with the Miami Dolphins ... In 2001, became the third Patriot to be named to the Pro Football Hall of Fame ... Appeared in five consecutive AFL All-Star games during his Patriots career (1963-67) ... Was a key contributor to the Patriots' first championship game appearance in the 1963 AFL Championship ... The leading vote-getter on the 1966 AFL All-Star team ... Recorded 24 interceptions as a Patriot ... Went on to play for the undefeated 1972 Miami Dolphins as a part of the "No Name Defense" ... Named to the All-AFL 10 Year Anniversary Team in 1971 ... Named to the Patriots All-Time Team in 2009.

BUONICONTI'S PATRIOTS STATISTICS

Years	Games	Int	Yds	Avg	LG	TD	Sacks	Years	Games	Int	Yds	Avg	LG	TD	Sacks
1962	14	2	3	1.5	3	0	1.0	1966	14	4	43	10.8	41	0	0.0
1963	14	3	42	14.0	26	0	6.5	1967	13	4	7	1.8	7	0	1.0
1964	14	5	75	15.0	26	0	4.5	1968	8	3	22	7.3	14	0	3.0
1965	14	3	31	10.3	26	0	2.0	N.E. Totals	91	24	223	9.3	41	0	18.0

PATRIOTS HALL OF FAME BIOS

Bruce Armstrong T Louisville
Patriots Seasons (14): 1987-2000 Pro Bowls (6)
Patriots Hall of Fame 2001

Armstrong spent his entire 14-season career with the Patriots, from 1987 to 2000 ... Started all 212 games he played in, making him the franchise's all-time leader in career starts and games played ... Appeared in six Pro Bowls during his Patriots career (1990-91, 1994-97) ... One of only three players to play in three decades with the same NFL team (1980s, 1990s and 2000s) ... Named to the Patriots 35th Anniversary Team in 1994 ... Named to the Patriots Team of the Century in 2000 ... Named to the Patriots All-Time Team in 2009.



Gino Cappelletti WR/K Minnesota
Patriots Seasons (11): 1960-70 1964 AFL MVP AFL All-Star Games (5)
Patriots Hall of Fame 1992



Cappelletti spent his 11-year career with the Patriots, from 1960-70, as one of the original members of the squad ... A five-time AFL All-Star selection ... Selected as the AFL Most Valuable Player in 1964 ... One of only three players to play in every game in the AFL's 10-year history ... Finished as the AFL's all-time leader in points (1,100) and field goals (170) ... Led the AFL in scoring five times ... Holds the top two scoring seasons in AFL history with 155 points in 1964 and 147 points in 1961 ... Registered


the fifth highest scoring season in AFL annals with 132 points in 1965 ... Ranks second on the Patriots' all-time scoring list with 1,130 points (42 TDs, 176 FGs and 342 PATs) ... Ranks second in Patriots history with 353 extra points attempted and 342 extra points made ... Enters 2010 in eighth place on the Patriots' receiving list with 292 catches and seventh with 4,589 receiving yards ... Selected as a member of the All-AFL 10 Year Anniversary Team in 1971 ... Named to the Patriots All-Time Team in 2009.

CAPPELLETTI'S PATRIOTS STATISTICS

Receptions							Kicking					Receptions							Kicking				
Years	G	No	Yds	Avg	LG	TD	XP	XPA	FG	FGA	Pts	Years	G	No	Yds	Avg	LG	TD	XP	XPA	FG	FGA	Pts
1960	14	1	28	28.0	28	0	30	32	8	22	60	1966	14	43	676	15.7	63t	6	35	36	16	32	119
1961	14	45	768	17.1	53	8	48	50	17	32	147	1967	14	35	397	11.3	35	3	29	30	16	31	95
1962	14	34	479	14.5	40	5	38	40	20	37	128	1968	14	13	182	14.0	30	2	26	26	15	27	83
1963	14	34	493	14.5	38	2	35	36	22	38	113	1969	14	1	21	21.0	21	0	26	27	14	34	68
1964	14	49	865	17.7	58t	7	36	36	25	39	155	1970	13	0	0	0.0	0	0	12	13	6	15	30
1965	14	37	680	18.4	57t	9	27	27	17	27	132	Totals	153	292	4,589	15.7	63t	42	342	353	176	334	1,130

Two-point conversions: 1960 (3), 1964 (1)

Ben Coates TE Livingstone College
Patriots Seasons (9): 1991-99 Pro Bowls (5)
Patriots Hall of Fame 2008



Coates played in 142 games over nine seasons with the Patriots, starting 105 ... Enters 2009 third all-time in Patriots history in receptions (490), fourth in receiving yards (5,471) and second in receiving touchdowns (50) ... Set the NFL's single-season reception record for a tight end in 1994 with 96 receptions (now tied for third) and still holds the franchise record for receptions by a tight end ... Led the team in touchdown receptions for six consecutive seasons (1993-98) and led the team in receptions five times (1992-95, 1997-98) ... Ranks in the top 10 all time among NFL tight ends in receptions, yards and touchdowns ... Named to the Patriots All-Time Team in 2009.

COATES'S PATRIOTS STATISTICS

Years	G	Rec	Yds	Avg	Lg	TD	Years	G	Rec	Yds	Avg	Lg	TD	Years	G	Rec	Yds	Avg	Lg	TD
1991	16	10	95	9.5	17	1	1994	16	96	1,174	12.2	62t	7	1997	16	66	737	11.2	35	8
1992	16	20	171	8.6	22t	3	1995	16	84	915	10.9	35	6	1998	14	67	668	10.0	33	6
1993	16	53	659	12.4	54t	8	1996	16	62	682	11.0	84t	9	1999	16	32	370	11.6	27	2
														N.E. Totals	142	490	5,471	11.2	84t	50

PATRIOTS HALL OF FAME BIOS

Sam Cunningham RB USC Patriots Seasons (9): 1973-79, 81-82 Pro Bowls (1) Patriots Hall of Fame 2010



Sam Cunningham played for the Patriots for nine seasons, appearing in 107 games from 1973-79 and 81-82 ... Is the Patriots' all-time rushing leader with 5,453 yards and his 43 rushing touchdowns are second in team history to Jim Nance ... Cunningham's 49 overall touchdowns are third in team history ... Played a significant role in helping the Patriots set the NFL record for most rushing yards gained in a season with 3,165 yards in 1978 ... Joined the Patriots as a first-round draft pick in 1973 after an All-American career at USC ... Earned the nickname "Sam Bam" in college for his daring dives over goal-line pileups while leading USC to a national championship as a senior in 1972 ... Member of the Patriots' 50th Anniversary Team and the 1970s All-Decade Team.

CUNNINGHAM'S PATRIOTS STATISTICS

Years	G	Rush	Yds	Avg	Lg	TD	Years	G	Rush	Yds	Avg	Lg	TD	Years	G	Rush	Yds	Avg	Lg	TD
1973	14	155	516	3.3	25	4	1977	14	270	1015	3.8	31t	4	1982	6	9	21	2.3	4	0
1974	10	166	811	4.9	75t	9	1978	16	199	768	3.9	52t	8	N.E. Totals						107 1385 5453 3.9 75t 43
1975	13	169	666	3.9	17	6	1979	12	159	563	3.5	27	5							
1976	11	172	824	4.8	24	3	1981	11	86	269	3.1	12	4							

Bob Dee DE Holy Cross Patriots Seasons (8): 1960-67 AFL All-Star Games (4) Patriots Hall of Fame 1993



Dee played for the Patriots from 1960-67, never missing a game during his eight-year career and starting 112 consecutive games ... Scored the first touchdown in AFL history when he dove onto a fumble in the end zone in a preseason contest versus Buffalo on July 30, 1960 ... Voted to four AFL All-Star teams (1961, 1963-65) ... Named to the All-AFL 10 Year Anniversary Team in 1971 ... Recorded 27.5 sacks as a member of the Patriots.

DEE'S PATRIOTS STATISTICS

Years	G	Sacks	Years	G	Sacks	Years	G	Sacks
1960	14	2.5	1963	14	7.0	1966	14	2.5
1961	14	5.5	1964	14	3.5	1967	14	2.5
1962	14	4.0	1965	14	0.0	Totals	112	27.5

Steve Grogan QB Kansas State Patriots Seasons (16): 1975-90 Patriots Hall of Fame 1995



Grogan spent a franchise-record 16 seasons with the Patriots, from 1975-90 ... Finished his career as the Patriots all-time career passing leader with 26,886 yards ... Held a franchise record until 2007 with 182 career touchdown passes ... Rushed for 2,164 yards (4.9 avg.) ... His 35 rushing touchdowns rank third in team history ... Tied for third in franchise history with 12 rushing scores in a season (1976) ... Held a Patriots single-game record until 2007 with a 153.9 passer rating, achieved by completing 13 of 18 passes for 315 yards with five touchdowns and no interceptions (9/9/79) ... Named to the Patriots 35th Anniversary Team in 1994.

GROGAN'S PATRIOTS STATISTICS

Passing										Rushing			Passing										Rushing		
Years	G	Att	Comp	Yds	TD	Int	Rat.	Att	Yds	TD	Years	G	Att	Comp	Yds	TD	Int	Rat.	Att	Yds	TD				
1975	13	274	139	1,976	11	18	60.4	30	110	3	1983	12	303	168	2,411	15	12	81.4	23	108	2				
1976	14	302	145	1,903	18	20	60.4	60	397	12	1984	3	68	32	444	3	6	46.4	7	12	0				
1977	14	305	160	2,162	17	21	65.2	61	324	1	1985	7	156	85	1,311	7	5	84.1	20	29	2				
1978	16	362	181	2,824	15	23	63.6	81	539	5	1986	4	102	62	976	9	2	113.8	9	23	1				
1979	16	423	206	3,286	28	20	77.4	64	368	2	1987	7	161	93	1,183	10	9	78.2	20	37	2				
1980	12	306	175	2,475	18	22	73.1	30	112	1	1988	6	140	67	834	4	13	37.6	6	12	1				
1981	8	216	117	1,859	7	16	63.0	12	49	2	1989	7	261	133	1,697	9	14	60.8	9	19	0				
1982	6	122	66	930	7	4	84.4	9	42	1	1990	4	92	50	615	4	3	76.1	4	-5	0				
Totals										149	3,593	1,879	26,886	182	208	69.6	445			2,176	35				



PATRIOTS HALL OF FAME BIOS

Jim Lee Hunt DT Prairie View
Patriots Seasons (12): 1960-71 AFL All-Star Games (4)
Patriots Hall of Fame 1993



Hunt played from 1960-71 as an original member of the Patriots squad ... Played in 141 games during his 12-season Patriots career ... Voted to four AFL All-Star games (1961, 1966-67 and 1969) ... Voted the "best pass rushing tackle" by AFL scouts in 1967 ... Selected as a member of the All-AFL 10 Year Anniversary Team in 1971 ... Named to the Patriots 35th Anniversary Team in 1994 ... Named to the Patriots Team of the Century in 2000.

HUNT'S PATRIOTS STATISTICS

Years	G	Sacks	Years	G	Sacks	Years	G	Sacks
1960	6	0.0	1965	14	3.0	1969	14	3.5
1961	14	3.0	1966	14	9.0	1970	14	2.5
1962	14	0.0	1967	14	5.0	1971	14	0.0
1963	14	0.0	1968	14	1.5	Totals	141	29.0
1964	14	2.5						



Stanley Morgan WR Tennessee
Patriots Seasons (13): 1977-89 Pro Bowls (4)
Patriots Hall of Fame 2007

Played for the Patriots for 13 seasons from 1977-89 ... Entering the 2010 NFL season, his career average of 19.2 yards per catch is the best in NFL history among the 98 players with 500 or more career receptions ... Of the 19 wide receivers in the Pro Football Hall of Fame, only one has a higher yards-per-catch average (Paul Warfield, 20.8) ... Entering the 2010 season, is the Patriots' all-time leader in touchdowns (68 total - 67 receiving, 1 punt ret.), receiving yards (10,352), 100-yard receiving games (39), and 1,000-yard receiving seasons ... His total of 534 receptions with the Patriots stood as a franchise record from 1984 to 2006 ... His 1,491 receiving yards in 1986 and his 12 receiving touchdowns in 1979 were franchise records until 2007 ... Was honored in an enshrinement ceremony at the Patriots Kickoff Gala at Gillette Stadium on Aug. 27, 2007 ... Named to the Patriots All-Time Team in 2009.

MORGAN'S PATRIOTS STATISTICS

Years	G	Rec	Yds	Avg	Lg	TD	Years	G	Rec	Yds	Avg	Lg	TD	Years	G	Rec	Yds	Avg	Lg	TD
1977	14	21	443	21.1	64t	3	1982	9	28	584	10.9	75t	3	1987	9	40	672	16.8	45	3
1978	16	34	820	24.1	75t	5	1983	16	58	863	14.9	50t	2	1988	16	31	502	16.2	32	4
1979	16	44	1002	22.8	63t	12	1984	13	38	709	18.7	76t	5	1989	10	28	486	17.4	55t	3
1980	16	45	991	22.0	71	6	1985	15	39	760	19.5	50t	5	N.E. Totals	179	534	10352	19.4	76t	67
1981	13	44	1029	23.4	76t	6	1986	16	84	1491	17.8	44t	10							



Jim Nance FB Syracuse
Patriots Seasons (7): 1965-71 1966 AFL MVP AFL All-Star Games (2)
Patriots Hall of Fame 2009

Played for the Patriots for seven seasons from 1965-71 ... Named the 1966 AFL Most Valuable Player ... Holds the Patriots career record with 45 rushing touchdowns, and his 5,323 career rushing yards rank second on the team's all-time list entering 2010 ... His 1,458 rushing yards in 1966 are the second highest single-season total in team history and stood as the team record for 38 years (1966-2004) ... His average of 104.1 rushing yards per game in 1966 remain a single-season Patriots record ... His 1,458 rushing yards in 1966 were the most in the 10-year history of the AFL and his 1,216 rushing yards in 1967 were the second most in AFL history ... Also played one season for the New York Jets (1973) and two seasons in the World Football League (1974-75) ... In 2009 became the first running back elected to the Patriots Hall of Fame ... Named to the Patriots All-Time Team in 2009.

NANCE'S PATRIOTS STATISTICS

Years	G	Rush	Yds	Avg	Lg	TD	Years	G	Rush	Yds	Avg	Lg	TD	Years	G	Rush	Yds	Avg	Lg	TD
1965	14	111	321	2.9	20	5	1968	12	177	593	3.4	30t	4	1971	14	129	463	3.6	50t	5
1966	14	299	1458	4.9	65	11	1969	14	193	750	3.9	43	6	N.E. Totals	94	1323	5323	4.0	65	45
1967	14	269	1216	4.5	53	7	1970	13	145	522	3.6	21	7							

PATRIOTS HALL OF FAME BIOS



Steve Nelson LB North Dakota State
Patriots Seasons (14): 1974-87 Pro Bowls (3)
Patriots Hall of Fame 1993

Nelson spent his entire 14-season career with the Patriots, from 1974-87 ... Played in 174 games as a Patriot ... Voted to three NFL Pro Bowls (1981, 1985-86) ... Led the team in tackles in eight of his 14 seasons ... Recorded over 100 tackles nine times in his career and finished with 1,776 total tackles (10.2 avg. per game) ... Posted a career-high 207 stops in 1984, an unofficial Patriots record ... Named to the Patriots 35th Anniversary Team in 1994 ... Named to the Patriots Team of the Century in 2000 ... Named to the Patriots All-Time Team in 2009.

NELSON'S PATRIOTS STATISTICS

Years	G	TT	UT	Sack	Int	Yds	Years	G	TT	UT	Sack	Int	Yds	Years	G	TT	UT	Sack	Int	Yds
1974	11	79	58	0	0	0	1979	15	135	85	2	1	18	1984	16	207	71	3.5	1	0
1975	14	157	118	2	2	8	1980	16	186	116	0	3	37	1985	15	149	74	2	0	0
1976	10	91	57	1	2	32	1981	12	126	62	0	0	0	1986	10	70	36	1	2	21
1977	13	134	90	4.5	0	0	1982	9	130	45	0	0	0	1987	11	99	35	0	0	0
1978	14	115	75	1	5	104	1983	8	98	30	1	1	6	Totals	174	1,776	952	18	17	226

Vito "Babe" Parilli QB Kentucky
Patriots Seasons (7): 1961-67 AFL All-Star Games (3)
Patriots Hall of Fame 1993

Parilli played in 94 games for the Patriots from 1961-67 ... Threw for over 20,000 yards during his NFL career ... Voted to three AFL All-Star teams (1963-64 and 1966) and earned the AFL's Comeback Player of the Year Award in 1966 ... Named to the All-AFL 10 Year Anniversary Team in 1971 ... His 31 touchdown passes in 1964 were a team record until 2007 ... Enters the 2008 season ranked fourth on the Patriots all-time career passing list with 16,747 yards and fourth with 132 touchdowns on 2,413 attempts ... Ranks fourth on the Patriots' career completion list with 1,140.



PARILLI'S PATRIOTS STATISTICS

Years	G	Att	Comp	Yds	TD	Int	Rat.	Years	G	Att	Comp	Yds	TD	Int	Rat.
1961	14	198	104	1,314	13	9	76.5	1965	14	426	173	2,597	18	26	50.0
1962	10	253	140	1,988	18	8	91.5	1966	14	382	181	2,721	20	20	66.9
1963	14	337	153	2,345	13	24	52.1	1967	14	344	161	2,317	19	24	58.5
1964	14	473	228	3,465	31	27	70.8	Totals	94	2,413	1,140	16,747	132	138	64.8

CONTRIBUTORS

On the occasion of the Patriots' 50th anniversary season in 2009, one of Robert Kraft's first announcements was the induction of the team's founder, William H. "Billy" Sullivan, Jr. into the team's Hall of Fame. Sullivan became the first non-player to be inducted into The Hall.



William H. "Billy" Sullivan, Jr. Founder
Patriots Hall of Fame 2009

On Nov. 16, 1959, William H. Sullivan, Jr. was awarded the eighth and final charter franchise of the American Football League ... Sullivan, with nine other investors, sold non-voting public stock in the franchise to raise capital to help post the franchise fee of \$25,000 ... In 1975, Sullivan purchased additional stock to become majority owner, and in 1976, he purchased all the remaining non-voting stock in the team ... In 1983, Schaefer Stadium was renamed Sullivan Stadium to honor Sullivan's contributions to the franchise ... Sullivan owned the Patriots through 1988, when he sold the franchise to Victor Kiam.

PATRIOTS ALL-DECADE TEAMS

In 2009, on the occasion of the Patriots' 50th Anniversary Season, the Patriots Hall of Fame Selection Committee selected all-decade teams to represent the greatest players from each decade in team history. The 1960s All-Decade Team was previously chosen in 1971 as the Patriots' 10th Anniversary Team. The 2000s All-Decade Team was chosen in 2010, and subsequent all-decade teams will be selected upon the conclusion of each decade.

2000s ALL-DECADE TEAM

OFFENSE			DEFENSE			SPECIAL TEAMS		
OT	Nick Kaczur	2005-present	DE	Richard Seymour	2001-08	K	Adam Vinatieri	1996-05
OT	Matt Light	2001-present	DE	Ty Warren	2003-present	P	Josh Miller	2004-06
G	Joe Andruzzi	2000-04	NT	Vince Wilfork	2004-present	Ret	Kevin Faulk	1999-present
G	Logan Mankins	2005-present	OLB	Willie McGinest	1994-05	SpT	Larry Izzo	2001-08
C	Dan Koppen	2003-present	OLB	Mike Vrabel	2001-08	Head Coach		
TE	Daniel Graham	2002-06	ILB	Tedy Bruschi	1996-08	Bill Belichick		
WR	Troy Brown	1993-07	ILB	Roman Phifer	2001-04	2000-present		
WR	Randy Moss	2007-present	CB	Ty Law	1995-04			
WR	Wes Welker	2007-present	CB	Asante Samuel	2003-07			
QB	Tom Brady	2000-present	S	Rodney Harrison	2003-08			
RB	Corey Dillon	2004-06	S	Lawyer Milloy	1996-02			

1990s ALL-DECADE TEAM

OFFENSE			DEFENSE			SPECIAL TEAMS		
OT	Bruce Armstrong	1987-00	DE	Julius Adams	1971-87	K	Tony Franklin	1984-87
OT	Brian Holloway	1981-86	DE	Garin Veris	1985-91	P	Rich Camarillo	1981-87
G	John Hannah	1973-85	NT	Richard Bishop	1976-81	Ret	Irving Fryar	1984-92
G	Ron Wooten	1982-88	OLB	Andre Tippett	1982-93	SpT	Mosi Tatupu	1978-90
C	Pete Brock	1976-87	OLB	Don Blackmon	1981-87	Head Coach		
TE	Lin Dawson	1981-90	ILB	Steve Nelson	1974-87	Raymond Berry		
WR	Irving Fryar	1984-92	ILB	Johnny Rembert	1983-92	1984-89		
WR	Stanley Morgan	1977-89	CB	Raymond Clayborn	1977-89			
QB	Steve Grogan	1975-90	CB	Ronnie Lippett	1983-91			
RB	Tony Collins	1981-87	S	Roland James	1980-90			
RB	Craig James	1984-88	S	Fred Marion	1982-91			

1980s ALL-DECADE TEAM

OFFENSE			DEFENSE			SPECIAL TEAMS		
OT	Bruce Armstrong	1987-00	DE	Willie McGinest	1994-05	K	Adam Vinatieri	1996-05
OT	Pat Harlow	1991-95	DE	Brent Williams	1986-93	P	Tom Tupa	1996-98
G	Todd Rucchi	1993-99	NT	Tim Goad	1988-94	Ret	Dave Meggett	1995-97
G	Max Lane	1994-00	OLB	Andre Tippett	1982-93	SpT	Larry Whigham	1994-00
C	Dave Wohlabaugh	1995-98	OLB	Chris Slade	1993-00	Head Coach		
TE	Ben Coates	1991-99	ILB	Vincent Brown	1988-95	Bill Parcells		
WR	Terry Glenn	1996-01	ILB	Ted Johnson	1995-04	1993-96		
WR	Shawn Jefferson	1996-99	CB	Maurice Hurst	1989-95			
QB	Drew Bledsoe	1993-01	CB	Ty Law	1995-04			
RB	Curtis Martin	1995-97	S	Willie Clay	1996-98			
RB	Leonard Russell	1991-93	S	Lawyer Milloy	1996-02			

1970s ALL-DECADE TEAM

OFFENSE			DEFENSE			SPECIAL TEAMS		
OT	Leon Gray	1973-78	DE	Julius Adams	1971-87	K	John Smith	1974-83
OT	Tom Neville	1965-77	DE	Tony McGee	1974-81	P	Mike Patrick	1975-78
G	John Hannah	1974-85	NT	Ray Hamilton	1973-81	Ret	Mack Herron	1973-75
G	Sam Adams	1972-80	OLB	Steve Zabel	1975-78	SpT	Mosi Tatupu	1978-90
C	Bill Lenkaitis	1971-81	OLB	Steve King	1973-81	Head Coach		
TE	Russ Francis	1975-80, 87-88	ILB	Steve Nelson	1974-87	Chuck Fairbanks		
WR	Stanley Morgan	1977-89	ILB	Sam Hunt	1974-79	1973-78		
WR	Randy Vataha	1971-76	CB	Raymond Clayborn	1977-89			
QB	Steve Grogan	1975-90	CB	Mike Haynes	1976-82			
RB	Sam Cunningham	1973-79, 81-82	S	Tim Fox	1976-81			
RB	Andy Johnson	1974-81	S	Prentice McCray	1974-80			

1960s ALL-DECADE TEAM

OFFENSE			DEFENSE			SPECIAL TEAMS		
OT	Charlie Long	1961-69	DE	Bob Dee	1960-67	K	Gino Cappelletti	1960-70
OT	Tom Neville	1965-77	DE	Larry Eisenhauer	1961-69	P	Tom Yewcic	1961-67
G	Billy Neighbors	1962-65	DT	Houston Antwine	1961-71	Ret	Larry Garron	1960-68
G	Lennie St. Jean	1964-73	DT	Jim Lee Hunt	1960-71	SpT	Don Webb	1962-71
C	Jon Morris	1964-74	OLB	Tom Addison	1960-67	Head Coach		
TE	Jim Whalen	1965-69	OLB	Ed Philpot	1966-71	Mike Holovak		
WR	Jim Colclough	1960-68	MLB	Nick Buoniconti	1962-68	1961-68		
WR	Art Graham	1963-69	CB	Chuck Shonta	1960-67			
QB	Vito "Babe" Parilli	1961-67	CB	Daryl Johnson	1968-71			
RB	Larry Garron	1960-68	S	Don Webb	1962-71			
RB	Jim Nance	1965-71	S	Ron Hall	1961-67			



PATRIOTS 50TH ANNIVERSARY TEAM



In recognition of the 50th anniversary season, the Patriots' Hall of Fame nominating committee selected an All-Time Team recognizing the greatest players at each position to play for the Patriots over 50 years.

HEAD COACH: Bill Belichick

HONORARY OFFENSIVE CAPTAIN: Gino Cappelletti

HONORARY DEFENSIVE CAPTAIN: Teddy Bruschi

ALL-TIME OFFENSE


Bruce Armstrong	Tackle
Matt Light	Tackle
John Hannah	Guard
Logan Mankins	Guard
Jon Morris	Center
Ben Coates	Tight End
Stanley Morgan	Wide Receiver
Troy Brown	Wide Receiver
Irving Fryar	Wide Receiver
Tom Brady	Quarterback
Jim Nance	Running Back
Sam Cunningham	Running Back

ALL-TIME DEFENSE

Julius Adams	Defensive End
Richard Seymour	Defensive End
Houston Antwine	Defensive Tackle
Vince Wilfork	Defensive Tackle
Andre Tippett	Outside Linebacker
Mike Vrabel	Outside Linebacker
Steve Nelson	Inside Linebacker
Nick Buoniconti	Inside Linebacker
Mike Haynes	Cornerback
Ty Law	Cornerback
Fred Marion	Safety
Rodney Harrison	Safety

ALL-TIME SPECIALISTS

Adam Vinatieri	Place Kicker	Rich Camarillo	Punter
Kevin Faulk	Returner	Mosi Tatupu	Special Teams



The Patriots' 50th Anniversary Team was recognized during halftime of the Patriots' 2009 home-opener against the Buffalo Bills on September 14.

PATRIOTS IN THE PRO BOWL

Includes AFL All-Star Games (1960-1970) and AFC-NFC Pro Bowls (1971-2010)

1960 (0) No game played	FB Jim Nance (2) T Don Oakes (1)	1985 (8) CB Ray Clayborn (2) RT Irving Fryar (1) G John Hannah (9) T Brian Holloway (3) RB Craig James (1) FS Fred Marion (1) LB Steve Nelson (3) LB Andre Tippett (2)	2000 (0) None
1961 (7) LB Tom Addison (1) DB Fred Bruney (1) WR Gino Cappelletti (1) DE Bob Dee (1) HB Larry Garron (1) DT Jim Hunt (1) G Charlie Leo (1)	1968 (5) DT Houston Antwine (6) WR/K Gino Cappelletti (5) CB Leroy Mitchell (1) C Jon Morris (5) T Tom Neville (2)	1986 (5) CB Ray Clayborn (3) K Tony Franklin (1) WR Stanley Morgan (3) SpT Mosi Tatupu (1) LB Andre Tippett (3)	2001 (4) QB Tom Brady (1) WR Troy Brown (1) CB Ty Law (2) S Lawyer Milloy (3)
1962 (6) LB Tom Addison (2) DB Fred Bruney (2) DE Larry Eisenhauer (1) WR Jim Colclough (1) DB Dick Felt (1) T Charlie Long (1)	1969 (6) RB Carl Garrett (1) DT Jim Lee Hunt (4) C Jon Morris (6) WR Ron Sellers (1) QB Mike Taliaferro (1) S Don Webb (1)	1987 (2) WR Stanley Morgan (4) LB Andre Tippett (4)	2002 (6) SpT Larry Izzo (2) S Lawyer Milloy (4) CB Ty Law (3) DT Richard Seymour (1) K Adam Vinatieri (1) C Damien Woody (1)
1963 (11) LB Tom Addison (3) DT Houston Antwine (1) LB Nick Buoniconti (1) WR Gino Cappelletti (2) DE Bob Dee (2) DE Larry Eisenhauer (2) FB Larry Garron (2) DB Ron Hall (1) G Charlie Long (2) G Billy Neighbors (1) QB Babe Parilli (1)	1970 (1) C Jon Morris (7)	1988 (3) RB John Stephens (1) LB Andre Tippett (5) LB Johnny Rember (1)	2003 (3) CB Ty Law (4) LB Willie McGinest (2) DT Richard Seymour (2)
1964 (9) LB Tom Addison (4) DT Houston Antwine (2) LB Nick Buoniconti (2) WR/K Gino Cappelletti (3) DE Bob Dee (3) DE Larry Eisenhauer (3) RB Larry Garron (3) C Jon Morris (1) QB Babe Parilli (2)	1971-75 (0) None	1989 (1) LB Johnny Rember (2)	2004 (5) QB Tom Brady (2) LB Tedy Bruschi (1) SpT Larry Izzo (3) DT Richard Seymour (3) K Adam Vinatieri (2)
1965 (4) DT Houston Antwine (3) LB Nick Buoniconti (3) DE Bob Dee (4) C Jon Morris (2)	1976 (4) TE Russ Francis (1) T Leon Gray (1) G John Hannah (2) CB Mike Haynes (3)	1990 (1) T Bruce Armstrong (1)	2005 (2) QB Tom Brady (3) DT Richard Seymour (4)
1966 (11) DT Houston Antwine (4) LB Nick Buoniconti (4) WR/K Gino Cappelletti (4) DE Larry Eisenhauer (4) DT Jim Lee Hunt (2) C Jon Morris (3) FB Jim Nance (1) T Tom Neville (1) QB Babe Parilli (3) DB Chuck Shonta (1) G Len St. Jean (1)	1977 (2) TE Russ Francis (2) CB Mike Haynes (2)	1991 (2) T Bruce Armstrong (2) TE Marv Cook (1)	2006 (2) T Matt Light (1) DT Richard Seymour (5)
1967 (7) DT Houston Antwine (5) LB Nick Buoniconti (5) RB Larry Garron (4) DT Jim Lee Hunt (3) C Jon Morris (4)	1978 (5) FB Sam Cunningham (1) TE Russ Francis (3) T Leon Gray (2) G John Hannah (2) CB Mike Haynes (3)	1992 (1) TE Marv Cook (2)	2007 (8) QB Tom Brady (4) C Dan Koppen (1) T Matt Light (2) G Logan Mankins (1) WR Randy Moss (6) CB Asante Samuel (1) LB Mike Vrabel (1) NT Vince Wilfork (1)
	1979 (3) G John Hannah (3) CB Mike Haynes (4) WR Stanley Morgan (1)	1993 (0) None	2008 (2) K Stephen Gostkowski (1) WR Wes Welker (1)
	1980 (7) DE Julius Adams (1) FS Tim Fox (1) G John Hannah (4) CB Mike Haynes (5) WR Stanley Morgan (2) LB Steve Nelson (1) PK John Smith (1)	1994 (3) T Bruce Armstrong (3) QB Drew Bledsoe (1) TE Ben Coates (1)	2009 (5) QB Tom Brady (5) G Logan Mankins (2) S Brandon Meriweather (1) WR Wes Welker (2) NT Vince Wilfork (2)
	1981 (1) G John Hannah (5)	1995 (3) T Bruce Armstrong (4) TE Ben Coates (2) RB Curtis Martin (1)	2010 (4) QB Tom Brady (6) LT Matt Light (3) G Logan Mankins (3) LB Jerod Mayo (1) CB Devin McCourty (1) S Brandon Meriweather (2) WR Wes Welker (3) NT Vince Wilfork (3)
	1982 (2) G John Hannah (6) CB Mike Haynes (6)	1996 (6) T Bruce Armstrong (5) QB Drew Bledsoe (2) TE Ben Coates (3) RB Curtis Martin (2) DE Willie McGinest (1) KR David Meggett (1)	
	1983 (5) P Rich Camarillo (1) CB Ray Clayborn (1) RB Tony Collins (1) G John Hannah (7) T Brian Holloway (1)	1997 (5) T Bruce Armstrong (6) QB Drew Bledsoe (3) TE Ben Coates (4) LB Chris Slade (1) SpT Larry Whigham (1)	
	1984 (4) G John Hannah (8) T Brian Holloway (2) LB Steve Nelson (2) LB Andre Tippett (1)	1998 (3) TE Ben Coates (5) CB Ty Law (1) S Lawyer Milloy (1)	
		1999 (2) WR Terry Glenn (1) S Lawyer Milloy (2)	

PATRIOTS PRO BOWL RECORDS

MOST APPEARANCES

9	John Hannah (1976, 1978-85)
7	Jon Morris (1964-1970)
6	Houston Antwine (1963-68)
6	Bruce Armstrong (1990-91, 1994-97)
6	Tom Brady (2001, 2004-05, 2007, 2009-10)
6	Mike Haynes (1976-80, 1982)

MOST CONSECUTIVE APPEARANCES

8	John Hannah (1978-85)
7	Jon Morris (1964-70)
6	Houston Antwine (1963-68)
5	Ben Coates (1994-98)
5	Mike Haynes (1976-80)
5	Richard Seymour (2002-06)
5	Andre Tippett (1984-88)

NOTE: The year indicates the season in which the player was selected for Pro Bowl participation, but the game itself is played the following January or February. For example, players selected in the 2009 season played in the 2010 Pro Bowl, but are listed under 2009.



HISTORICAL TIMELINE: 1959-70

1959

- Nov. 16 American Football League's eighth and final franchise is awarded to William H. Sullivan, Jr.
- Nov. 22 Northwestern RB Ron Burton is selected as first draft choice and Syracuse RB Gerhardt Schwedes is made first territorial choice.
- Dec. Mike Holovak is named director of player personnel. He is the first executive hired.
- Dec. 20 Clemson QB Harvey White becomes the first player to sign a Boston Patriots contract.

1960

- Feb. 8 Lou Saban is appointed first head coach.
- Feb. 20 As the result of a public contest, the team nickname of Patriots is chosen. The Patriots also announce that the team colors will be red, white and blue.
- April 1 Boston University Field is named as the Patriots first home.
- April 2 Patriots become first pro team in history to issue public stock.
- April 19 Uniformed Patriot centering football (creative work of cartoonist Phil Bissell) is adopted as team logo.
- July 4 Team opens first training camp at the University of Massachusetts, 350 players attended.
- Aug. 14 Patriots play their first home game, a 24-14 pre-season loss to the Dallas Texans before 11,000 fans at Harvard Stadium.
- Sept. 9 In their first regular season game, the Patriots open with a 13-10 loss to Denver at B.U. Field before a crowd of 21,597.
- Sept. 16 DB Chuck Shonta recovered a fumble on the final play of the game and ran for a touchdown to give the Patriots their first victory with a 28-24 advantage over the N.Y. Titans at the Polo Grounds in New York.
- Nov. 25 The Patriots host the Houston Oilers in front of 27,123 fans at B.U. Field, recording the first sellout in the history of the AFL.

1961

- Oct. 10 Mike Holovak replaces Lou Saban as head coach.
- Dec. 17 The Patriots ended the season with a 41-0 shutout over San Diego to finish with a 9-4-1 record, second in the AFL Eastern Division. The 41-point margin of victory remains the largest shutout victory in Patriots history.

1962

- Sept. 16 Opened the season at Harvard Stadium and beat the Houston Oilers, 34-21. The Patriots played the remainder of their games at Boston University Field.
- Dec. 12 The Oakland Raiders claim one of the AFL's most shocking upsets with a 20-0 victory over the Patriots in the season finale. It was the Raiders' only victory of the season and knocked the Patriots out of championship contention.

1963

- Oct. 11 Patriots play their first game in Fenway Park and beat Oakland, 20-14.
- Dec. 28 With a 26-8 victory over Buffalo, the Patriots win the AFL's Eastern Division title in the league's only season-ending tie-breaker game.



In the AFL's first ever preseason game on July 30, 1960, the Patriots defeat Buffalo 28-7 at War Memorial Stadium. Patriots DE Bob Dee (above) recovered a fumble for the league's first touchdown.

1964

- Jan. 5 The Patriots fall in the AFL title game, 51-10, to the Chargers in San Diego.
- Oct. 4 Gino Cappelletti boots six field goals in a win at Denver, setting the team's single-game record.
- Dec. 20 Gino Cappelletti finished the season with 155 total points, an AFL record and ranks fourth in NFL history. He won AFL MVP honors.

1966

- Rommie Loudd becomes the first African-American assistant coach in the AFL when Mike Holovak adds him to the Patriots coaching staff prior to the 1966 season. The following season, Loudd was named director of player personnel.
- Dec. 17 Jim Nance rushes for 78 yards against the N.Y. Jets in the season finale giving him 1,458 yards rushing for the season, a Patriots single-season team record until 1995. Nance was later honored with the league's Most Valuable Player award.

1967

- Aug. 13 Patriots played the Baltimore Colts of the NFL in a preseason game. It was the first time the Patriots had played an NFL team. The Patriots lost the game 33-3.
- Dec. 17 Jim Nance finishes the season with 1,216 yards rushing and becomes the first player in AFL history to rush for over 1,000 yards in back-to-back seasons.

1968

- Nov. 10 Gino Cappelletti became the first player in AFL history to score more than 1,000 points in his career, reaching the milestone on a 19-yard touchdown catch.

1969

- Jan. 30 Patriots appoint Clive Rush as vice president and head coach.

1970

- Feb. 1 The AFL and NFL announce a merger, forming a common league with 26 teams, 13 in the American Football Conference and 13 in the National Football Conference.

HISTORICAL TIMELINE: 1970-82

1970 (Cont.)

- April 4 Foxboro, Mass. selected as the new playing site for the Patriots.
- Sept. 23 Official ground-breaking ceremonies begin for the construction of the Patriots new stadium in Foxboro, Mass. The stadium opened nearly one year later.
- Nov. 12 John Mazur replaces Clive Rush as head coach.

1971

- Mar. 22 The Boston Patriots are renamed the New England Patriots.
- Aug. 15 The Patriots make their debut at Schaefer Stadium in Foxboro. Gino Cappelletti kicked a 36-yard field goal for the first points scored in the stadium as the Patriots topped the N.Y. Giants, 20-14, before 60,423 fans.



The Patriots played their first game at Schaefer Stadium in 1971 in front of 60,423 fans.

1972

- Feb. 17 The Patriots made financial history by paying first cash dividend of 15 cents per share.

1973

- Jan. 26 Chuck Fairbanks is named head coach and general manager.
- Jan. 30 The Patriots solidify their franchise for years to come when they selected John Hannah (4th overall), RB Sam Cunningham (11th) and WR Darryl Stingley (19th) in the first round of the 1973 draft.

1975

- Nov. 7 President William H. Sullivan, Jr. became the first majority owner in club history when he purchased additional voting stock to give him 88 percent of the franchise's voting stock.

1976

- July 10 Patriots open their training camp for the first time at Bryant College in Smithfield, R.I. after spending the summers of 1969-75 at UMass-Amherst.
- Dec. 5 Patriots defeat New Orleans, 27-6, at Foxboro to qualify for their first NFL playoff appearance and their first playoff appearance since the 1963 AFL Championship game.
- Dec. 8 Non-voting stockholders approve offer of \$15 per share made by Billy Sullivan to purchase all non-voting stock.
- Dec. 18 Lost AFC divisional playoff game to the eventual Super Bowl Champion Oakland Raiders, 24-21, in the final 10 seconds of the game.

2010 New England Patriots

1977

- Aug. 20 Work completed on installation of new surface (Super Turf) in Schaefer Stadium.

1978

- Dec. 10 Patriots clinch their first outright divisional championship in the club's history with a last-minute 26-24 victory over Buffalo at home.
- Dec. 31 Patriots lose 31-14 to Houston in first playoff game ever played in Foxboro.

1979

- April 2 Patriots announce that head coach and general manager Chuck Fairbanks has been released from his contract to assume duties as head football coach at the University of Colorado.
- April 6 Francis "Bucko" Kilroy named general manager and former Patriots offensive coordinator Ron Erhardt is named head coach.
- Sept. 3 Former wide receiver Darryl Stingley is named Executive Director of Player Personnel.
- Dec. 16 In a 27-23 victory over the Minnesota Vikings to close out the 1979 regular season, WR's Harold Jackson and Stanley Morgan became the first and second players in Patriots history to surpass the 1,000-yard receiving single-season mark. Jackson finished the 1979 campaign with 1,013 yards and Morgan totaled 1,002.

1980

- Feb. 25 Paul Sonnabend resigns as Executive Director of the NFL Management Council and is appointed as Vice President and a member of the Board of Directors of the Patriots.
- April 8 William H. "Billy" Sullivan, Jr., President of the Patriots, is re-elected as Chairman of the Board of NFL Properties.

1981

- Nov. 29 FB Sam Cunningham, with 35 yards on nine carries against St. Louis at Foxboro, surpasses Jim Nance (5,323 yards on 1,323 carries) as the Patriots all-time career rushing leader.

1982

- Jan. 15 Ron Meyer, head coach at Southern Methodist University from 1976-81, is named the eighth head coach in club history.
- Dec. 12 The Patriots defeat the Miami Dolphins, 3-0, in the "Snow Plow Game." Mark Henderson used a snow plow to clear a kicking surface on the Schaefer Stadium turf for John Smith. Smith then connected on a 33-yard field goal which would be the only scoring of the game.



www.patriots.com

HISTORICAL TIMELINE: 1983-86

1983

- Jan. 8 In their first playoff appearance since 1978, the Patriots lose to the eventual AFC Champion Miami Dolphins at the Orange Bowl, 28-13.
- Feb. 16 General manager Bucko Kilroy is promoted to the position of Vice President and Patrick Sullivan, assistant general manager for four years, is named general manager.
- May 23 Schaefer Stadium is renamed Sullivan Stadium in honor of the founder and driving force behind the Patriots franchise, William H. "Billy" Sullivan, Jr.
- June 29 Sullivan Stadium is officially rededicated and the Boston Pops perform a concert in the stadium that is free to the public.

1984

- June 1 The Patriots organize a fan advisory board, a group of season ticket holders who will help advise the Patriots on how to make Sullivan Stadium a more exciting and more pleasant place to bring a family to watch an NFL game.
- June 5 In the first-ever NFL Supplemental Draft, the Patriots select slotback Ricky Sanders of the Houston Gamblers, running back Eric Jordan of the Oakland Invaders and quarterback Walter Lewis of the Memphis Showboats.
- Oct. 25 Hall of Fame receiver Raymond Berry is named the head coach of the Patriots, replacing Ron Meyer. Berry, a former Patriots assistant coach, becomes the team's ninth head coach.

1985

- Oct. 13 Raymond Clayborn establishes a new team record for consecutive starts by starting his 111th straight game. Ray Hamilton had the old mark of 110 (set Sept. 16, 1973 to Oct. 26, 1980). Clayborn celebrated the record-setting day by scoring his first professional touchdown on a 27-yard interception return.
- Dec. 28 The Patriots defeated the New York Jets, 26-14, at The Meadowlands (East Rutherford, N.J.) in



Patriots head coach Raymond Berry was carried off the field by his players after the Patriots defeated the Miami Dolphins, 31-14, in the 1985 AFC Championship Game, advancing to Super Bowl XX.

1985 (Cont.)

the AFC wild-card game. With the victory, the Patriots won their first NFL playoff game (the Patriots were 0-3 in the NFL playoffs prior to the game).

1986

- Jan. 12 The Patriots defeated the Miami Dolphins, 31-14, to claim their first AFC Championship in team history. In doing so, the Patriots ended an 18-game losing streak at the Orange Bowl that began in 1967. Raymond Berry became the first Patriots head coach to lead his team to the Super Bowl.
- Jan. 26 The Patriots reach the Super Bowl for the first time in team history, playing the Chicago Bears in Super Bowl XX in the Louisiana Superdome in New Orleans. The Bears won the game, 46-10.



- Jan. 27 Defensive end Julius Adams retires after 15 years (all with the Patriots). He was the oldest active defensive lineman in the league at age 37 when he retired, and held the team record until 2000 with 210 games played.
- June 12 Coach Raymond Berry, who led the Patriots to the AFC Championship and Super Bowl XX in his first full season as the team's head coach, signs new five-year contract.
- June 30 John Hannah, who was selected to the Pro Bowl a team record nine times, announces his retirement. He retires after starting 183 games, a team record until 1999.
- Sept. 7 1985 AFC Championship banner is raised at Sullivan Stadium in pregame ceremony prior to the season opener vs. Indianapolis. The banner is 10 feet wide and 15 feet long. Mr. William H. "Billy" Sullivan, Jr. is joined by the governors from each of the New England states.
- Sept. 21 QB Tony Eason throws for a then team-record 414 yards. The Patriots lose to Seattle, 38-31, in the game played in Foxboro. Eason was 26-of-45 with three touchdowns and no interceptions.
- Dec. 7 WR Stanley Morgan establishes a new team record for catches in one season with his 67th catch (had five catches on the day). Morgan, who finished the season with 84 catches, broke Derrick Ramsey's previous mark of 66 catches, set in 1984.
- Dec. 31 NEP Partners purchase a three-year option to buy the Patriots.

HISTORICAL TIMELINE: 1987-94

1987

- Nov. 29 Cornerback Raymond Clayborn ends his consecutive games played streak at 161. Clayborn broke Gino Cappelletti's record of 152 consecutive games played and Ray Hamilton's record 110 consecutive starts.

1988

- July 28 Victor K. Kiam II, the owner and chief executive officer of Remington Products, Inc. of Bridgeport, Conn., agrees to purchase the team from William H. "Billy" Sullivan, Jr.
- Oct. 28 Victor K. Kiam II becomes majority owner and chairman of the Patriots. Francis W. Murray, the minority owner, is the vice chairman. William H. "Billy" Sullivan, Jr., the founder and previous owner, remains as the team's president. The Kiam, Murray and Sullivan team is known as KMS Limited.
- Nov. 23 K-Korp, a company co-owned by Robert Kraft, purchases Sullivan Stadium.
- Dec. 4 Veteran wide receiver Stanley Morgan catches his 500th career reception vs. Seattle.

1989

- Jan. 6 Running back John Stephens is named the Old Spice/NFL Rookie of the Year.

1990

- Sullivan Stadium is renamed Foxboro Stadium.
- Feb. 27 Rod Rust is named the head coach of the Patriots, replacing Raymond Berry (who was relieved of his duties on Feb. 26). Rust, a former Patriots defensive coordinator, becomes the team's 10th head coach.
- Mar. 14 Former Patriots offensive guard John Hannah and cornerback Mike Haynes are selected to the National Football League's All-1980s team, while current linebacker Andre Tippett earned second-team honors.
- Dec. 20 Sam Jankovich, the University of Miami's Athletic Director from 1982-90, is named the chief executive officer of the Patriots.

1991

- Jan. 7 Dick MacPherson is named head coach of the Patriots, replacing Rod Rust (who was relieved of his duties on Jan. 4). MacPherson, the head coach at Syracuse for 10 seasons, becomes the team's 11th head coach.
- May 3 The installation of a natural grass playing surface at Foxboro Stadium is completed.
- July 27 Former Patriots offensive guard John Hannah is inducted into the Pro Football Hall of Fame in Canton, Ohio.



1992

- May 11 James B. Orthwein purchases the controlling interest of the Patriots from Victor K. Kiam II. Orthwein becomes Chairman of the Board of the club, while Francis W. Murray, the club's minority owner, becomes President. Sam Jankovich remains the CEO.
- Aug. Gino Cappelletti and Nick Buoniconti are inducted into the Patriots Hall of Fame.

1993

- Jan. 9 Sam Jankovich, the Patriots chief executive officer for the past two seasons, resigns.
- Jan. 21 Bill Parcells is named head coach of the Patriots, replacing Dick MacPherson (who was relieved of his duties on Jan. 8). Parcells becomes the team's 12th head coach. In addition, Patrick Forte is named Executive Vice President of Football Operations and James Hausmann is named Executive Vice President of Business Operations.
- Mar. 31 The Patriots unveil their new logo and uniforms at a press conference at the Four Seasons Hotel in Boston. The new icon features a streamlined head of a minuteman while the primary color of the uniforms changes from red to blue.
- Aug. 18 Bob Dee, Jim Lee Hunt, Steve Nelson and Babe Parilli are inducted into the Patriots Hall of Fame.

1994

- Jan. 2 Patriots LB Andre Tippett sacked Dolphin QB Scott Mitchell to record his 100th career sack. Tippett leads all Patriots with 100 sacks (Julius Adams ranks second with 79.5).
- Jan. 21 Robert K. Kraft becomes the Patriots fourth owner in the club's 35-year history with an agreement to purchase the team from James Orthwein.



Andre Tippett played in the final game of his career on Jan. 2, 1994. In that game, he sacked Miami's Scott Mitchell to end his career with a team-record 100.0 sacks.

HISTORICAL TIMELINE: 1994-97

1994 (Cont.)

- Feb. 25 The sale of the Patriots from James Orthwein to Robert K. Kraft becomes official.
- Feb. 26 Patriots fans respond to the sale by purchasing 5,958 season tickets, a Patriots single-day sales record.



On January 21, 1994 Robert K. Kraft becomes the Patriots fourth owner in the club's 35-year history with an agreement to purchase the team from James Orthwein.



On February 26, 1994, Patriots fans respond to the sale by braving a snow storm to purchase 5,958 season tickets. The one-day mark is a Patriots single-day sales record.

- May 12 Andre Tippett is appointed director of player resources upon his announced retirement.
- June 1 Second-round draft choice Kevin Lee becomes the 10th and final 1994 Patriots draft choice to sign a contract. The 37-day signing period is the fastest reported to the league since the 1970 AFL-NFL merger.
- Nov. The Patriots announce WBCN - 104.1 FM as the team's new radio flagship station after reaching a three-year agreement.
- Dec. 24 The Patriots defeat the Chicago Bears, 13-3, clinching the team's first playoff berth since 1986.

1995

- Jan. 1 The Cleveland Browns defeat the Patriots 20-13 in a wild-card playoff game.
- Feb. 9 The Patriots announce Boston's ABC affiliate WCVB-TV (Channel 5) as their preseason television flagship station. WCVB will televise preseason games and a weekly Patriots show, called Patriots All-Access.
- Mar. 29 The Patriots publish their premier issue of *Patriots Football Weekly*, the team's official newspaper.

1995

- Apr. 29 For the first time in franchise history, every home game is sold out before the season begins as the remaining 15,000 tickets are sold individually to non-season ticket holders.

1996

- July 20 Owner Robert Kraft signs QB Drew Bledsoe to a seven-year contract extension.
- Dec. 8 The Patriots clinch their second playoff berth in two years by defeating the N.Y. Jets, 34-10.
- Dec. 15 The Patriots clinch their first AFC Division title since 1986.
- Dec. 21 The Patriots score 23 unanswered second half points and defeat the N.Y. Giants 23-22 to secure a first-round playoff bye and first home playoff game since 1978. WR Terry Glenn finished the 1996 season with 90 receptions, setting a new league rookie reception record (83 by Earl Cooper - 1980).

1997

- Jan. 5 The Patriots win their first home playoff game in team history by defeating the Pittsburgh Steelers 28-3 in Foxboro Stadium.
- Jan. 12 Otis Smith's 47-yard fumble return for a touchdown with 2:36 remaining enabled the Patriots to defeat the Jacksonville Jaguars 20-6 and earn their second AFC Championship and a trip to Super Bowl XXXI.
- Jan. 26 The Patriots lose 35-21 to the Green Bay Packers in Super Bowl XXXI. The two teams set a Super Bowl record for the most points scored by two teams in the first quarter with 24. At the time, the game was the fourth most-watched program in television history.



- Jan. 31 Bill Parcells steps down as head coach.
- Feb. 3 The Patriots name Pete Carroll as their 13th head coach. Carroll, former head coach of the New York Jets in 1994, spent the '95 and '96 seasons as defensive coordinator of the San Francisco 49ers.
- July 26 Former Patriot CB Mike Haynes is inducted into the Pro Football Hall of Fame.
- Aug. 25 The Patriots introduce the world's first direct to digital nightly video webcast. The webcast contains everything from Patriots player interviews and press conferences to game reviews and previews.
- Sept. 21 For the third time in team history, and first since 1974, the Patriots started the 1997 season 4-0 with a 31-3 victory over Chicago.

HISTORICAL TIMELINE: 1997-20002

1997 (Cont.)

- Dec. 22 The Patriots clinched their second consecutive AFC East Division Championship with a 14-12 victory over the Miami Dolphins. It was their first back-to-back division championship in franchise history and their third playoff appearance in four years. With their victory over the Dolphins, the Patriots finished the 1997 season 7-1 against their division opponents, which tied a then-franchise record.
- Dec. 28 The Patriots won their third home playoff game in two years when they defeated the Miami Dolphins, 17-3.

1998

- Jan. 3 The Patriots lost 7-6 to the Pittsburgh Steelers in the Divisional Playoff round.
- Feb. 23 William H. "Billy" Sullivan Jr., the founder of the New England Patriots, died at the age of 82 in Atlantis, Fla.
- Dec. 13 QB Drew Bledsoe completed a 4-yard pass to TE Lovett Purnell to become the Patriots' all-time leading completion leader, surpassing Steve Grogan (1,876).
- Dec. 20 The Patriots defeat the San Francisco 49ers, 24-21, to qualify for the playoffs for the third consecutive year.

1999

- Jan. 3 Jacksonville Jaguars defeat the Patriots, 25-10, in a wild card playoff game.
- Feb. 7 Patriots CB Ty Law returns an interception 67 yards for a touchdown to propel the AFC to a 23-10 victory in the Pro Bowl. Law, who was selected to play in the game for the first time, was named co-MVP for his efforts.
- June "Patriots All-Access," the Patriots weekly television show wins a New England Emmy for Best Sports Series.
- June 21 The Patriots sold all their remaining tickets for every regular season game in just 90 minutes.
- Nov. 15 Patriots linebacker Andre Tippett is inducted into the Patriots Hall of Fame.
- Dec. 6 In a Foxboro town meeting, over 93 percent of the town's residents voted in favor of passing six necessary articles to approve the stadium project.

2000

- Jan. 27 Patriots name Bill Belichick the 14th head coach in franchise history.



2000 (Cont.)

- April 18 The Patriots unveil the designs for their new stadium in a press conference at the Seaport Hotel in Boston. The uniforms feature a color change from a royal blue to Nautical Blue.
- June 15 Gillette Stadium's first concrete foundation is poured.
- Oct. 1 Quarterback Drew Bledsoe became the Patriots' all-time leading passer, surpassing Steve Grogan's total of 26,886 yards.



- Nov. 19 Tackle Bruce Armstrong became the Patriots' all-time leader in games played when he started his 207th career game vs. Cincinnati

2001

- March 22 In celebration of a long-standing construction tradition, the final beam was hoisted into place at Gillette Stadium to signify the "topping off" of the structure's steel.
- July 30 The Neponset River is daylighted and diverted into a new corridor on the stadium site.
- Aug. 6 Patriots quarterback coach Dick Rehbein died due to a heart condition at the age of 45.
- Aug. 6 Seat installation begins at Gillette Stadium.
- Sept. 30 Former tackle Bruce Armstrong is inducted into the Patriots Hall of Fame.
- Oct. Installation of the new scoreboards and video boards begins at Gillette Stadium.
- Nov. 19 The grass playing surface is installed at Gillette Stadium.

2002

- Jan. 6 The Patriots defeated the Carolina Panthers, 38-6, and finished the 2001 season with an 11-5 record. They tied a then franchise record with 11 victories and claimed their third AFC East title in six seasons.
- Jan. 19 In a driving snowstorm, the Patriots beat the Oakland Raiders, 16-13 in overtime, in the final game at Foxboro Stadium to advance to the AFC Championship Game.
- Jan. 27 The Patriots beat the Pittsburgh Steelers, 24-17, to advance to the Super Bowl for the third time in their history and the second time in the last six years.

HISTORICAL TIMELINE: 2002

2002 (Cont.)

- Feb. 3 The Patriots claimed the first Super Bowl championship of their 42-year history with a 20-17 win over the St. Louis Rams in Super Bowl XXXVI in New Orleans. Patriots kicker Adam Vinatieri nailed a 48-yard field goal as time expired to bring the Lombardi Trophy home to New England.




- Feb. 5 The state of Massachusetts held a victory parade for the Patriots. The parade traveled through downtown Boston and concluded with a rally at city hall. Approximately 1.25 million people attended the event.
- Feb. 13 The Patriots traveled to Rhode Island as part of their Super Bowl trophy tour for a rally held by the state to congratulate the franchise for their victory in Super Bowl XXXVI.
- Feb. 18 Demolition of Foxboro Stadium begins.
- March 5 The Patriots held the red-carpet premiere of their Super Bowl XXXVI video at the Loews Theatre at Boston Common.
- March 28 The NFL released its 2002 schedule and the Patriots were featured in a franchise record six nationally televised games.
- April 1 The Patriots and their Super Bowl trophy were on hand at Fenway Park for opening day of the 2002 Boston Red Sox season. In a pre-game ceremony, each of the players in attendance threw out the first pitch of the season.
- April 2 The Patriots were invited to the White House and were congratulated on their victory in Super Bowl XXXVI by the President of the United States, George W. Bush.



2002 (Cont.)

- April 10 The Patriots traveled to New Hampshire and Vermont as part of their Super Bowl Trophy Tour and took part in rallies in both states to celebrate their victory in Super Bowl XXXVI.
- April 17 The Patriots continued their Super Bowl Trophy Tour with a trip to Maine.
- May 6 The Patriots moved into their new offices and facilities at their new stadium.
- May 9 The New England Revolution soccer team participated in the first practice held at the new stadium.
- May 11 The Revolution played in the first game at the new stadium. In the stadium's "soft opening," the lower seating bowl and concourse are opened to the public for the first time.
- June 1 Demolition of Foxboro Stadium is completed.
- June 4 The Patriots traveled to Connecticut as part of their Super Bowl Trophy Tour to thank their fans for their support.
- June 6 The Patriots open a three-day minicamp, the first time the entire team worked together at the new stadium.
- June 9 Robert Kraft hosted the Patriots Super Bowl ring ceremony at the Boston Harbor Hotel.
- Aug. 5 Patriots signed a 15-year agreement with the Gillette Company for exclusive naming rights to Gillette Stadium.



- Aug. 17 Patriots host first football game at Gillette Stadium, a 16-15 preseason victory over the Philadelphia Eagles.
- Sept. 9 Patriots host the grand opening of Gillette Stadium against the Pittsburgh Steelers on Monday Night Football. The Patriots defeated the Steelers 30-14.
- Sept. 22 Troy Brown established a single-game franchise record with 16 catches vs. Kansas City.
- Dec. 8 The Patriots extended their radio agreement with WBCN.
- Dec. 16 Robert and Jonathan Kraft named 2002 Sports Industrialists of the Year by *The Sports Business Daily*.

2003

- Aug. 27 Robert Kraft presents offensive lineman Joe Andruzzi with the first annual New England Patriots Ron Burton Community Service Award. The award is presented in honor of Burton, the first draft choice in team history and a dedicated member of the New



HISTORICAL TIMELINE: 2003-05

2003 (Cont.)

- England community.
- Dec. 7 The Patriots defeated the Miami Dolphins, 12-0, in snowy Foxborough to claim the seventh division title in franchise history.
- Dec. 27 New England closed out the then-best regular season in franchise history with a 31-0 shutout over the Buffalo Bills to finish the season with a 14-2 record, the best mark in the NFL.

2004

- Jan. 10 In the coldest game in team history (four degrees), the Patriots beat Tennessee 17-14 in the divisional playoffs at Gillette Stadium.
- Jan. 18 New England hosted the AFC Championship for the second time in club history and advanced to the fourth Super Bowl in team annals with a 24-14 win over the Indianapolis Colts.



- Jan. 21 Robert K. Kraft celebrated the 10th anniversary of his purchase of the franchise.
- Feb. 1 The Patriots won the Super Bowl for the second time in three seasons with a thrilling 32-29 victory over Carolina in Super Bowl XXXVIII at Reliant Stadium in Houston.
- Feb. 3 More than 1.5 million Patriots fans jammed the streets of Boston for a victory parade that ends with a rally at City Hall Plaza.
- March 21 The Patriots brought the Lombardi Trophy to Manchester, N.H., to celebrate their Super Bowl XXXVIII victory with the fans of New Hampshire.
- April 7 The Patriots brought the Lombardi Trophy to a victory parade in Portland, Maine.
- April 9 Robert Kraft threw out the first pitch at the Boston Red Sox' 2003 Opening Day ceremonies at Fenway Park.
- April 22 The Patriots released the DVD "3 Games to Glory II," at a premiere event in Randolph, Mass. The two-disc set contains nearly five hours of features chronicling and commemorating the Patriots' record-setting 2003 season.
- May 8 The Patriots brought the Lombardi Trophy to Water Fire in Providence, R.I. to share their Super Bowl victory with the fans of Rhode Island.
- May 10 The Patriots visited the White House, where they were honored by President George W. Bush.
- June 13 Robert Kraft presented the Patriots with Super Bowl XXXVIII rings in a ceremony at his home.
- Sept. 9 The Patriots opened the NFL's 2004 regular season with a 27-24 victory over Indianapolis in a Thursday prime-time matchup at Gillette Stadium. Robert Kraft unveiled the team's second Super Bowl

2004 (Cont.)

- Championship Banner as part of a star-studded pre-game ceremony that included musical performances from Elton John, Toby Keith, Destiny's Child and Lenny Kravitz.
- Oct. 10 New England set the all-time pro football record with its 19th consecutive victory, a 24-10 win over the Miami Dolphins at Gillette Stadium. The winning streak eventually extended to 21 games.
- Dec. 12 The Patriots clinched their eighth AFC East crown following a 35-28 win over Cincinnati in Foxborough.

2005

- Jan. 16 New England advanced to the AFC Championship Game with a 20-3 victory over Indianapolis amid snowy conditions at Gillette Stadium. The Patriots held the highest-scoring offense in the NFL to just a field goal.
- Jan. 23 The Patriots won their fifth AFC Championship with a 41-27 victory over the Pittsburgh Steelers at Heinz Field, setting a franchise playoff record for points against the NFL's top defense.
- Feb. 6 The Patriots outlasted the Philadelphia Eagles in Super Bowl XXXIX, posting a 24-21 win for their third championship. The Patriots became just the second franchise in NFL history to win three out of four Super Bowls.




- Feb. 8 More than a million fans line the streets of Boston as the Patriots take part in a rolling rally through the city.
- March 20 The Patriots brought the Lombardi Trophy to Manchester, N.H., to celebrate with the fans of New Hampshire.
- April 8 The Patriots brought the Lombardi Trophy to a victory parade in Portland, Maine.
- April 13 The Patriots returned to the White House to be honored as champions by President Bush.
- April 21 The commemorative DVD "3 Games to Glory III" was released at a premiere event in Randolph, Mass.
- June 12 Robert Kraft presented the Patriots with Super Bowl XXXIX rings in a ceremony at his home.
- Sept. 8 The Patriots raised their third Super Bowl banner prior to a 30-20 victory over the Oakland Raiders in the 2005 regular-season opener.
- Sept. 19 *Forbes* Magazine names the Patriots "The Best Team in Sports" and Robert Kraft appears on the cover of the issue.
- Dec. 4 On a snowy day, the Patriots defeat the New York Jets, 16-3, to improve to 9-0 all-time in snow games in Foxborough.

HISTORICAL TIMELINE: 2005-07

2006

- Dec. 12 Quarterback Tom Brady is named *Sports Illustrated's* Sportsman of the Year.



- Dec. 17 The Patriots clinch their third straight AFC East title with a 28-0 victory over Tampa Bay in Foxborough. The title marked New England's fourth division championship in a five-year span.
- Jan. 1 The Patriots celebrate the 25th anniversary of the 1985 AFC Championship team by honoring 50 former players and coaches at halftime of the 2005 regular-season finale at Gillette Stadium.
- Jan. 7 The Patriots defeat the Jacksonville Jaguars, 28-3 in a wild card playoff game. The victory was New England's 10th consecutive playoff win, setting an all-time NFL record.
- Nov. 5 Troy Brown grabs his 535th career reception, in a game against the Indianapolis Colts, passing Stanley Morgan (534 receptions) to become the Patriots' all-time receptions leader.
- Dec. 24 The Patriots capture their fourth consecutive AFC East title with a 24-21 victory over the Jacksonville Jaguars. Their four straight titles ties the AFC East division record.

2007

- Jan. 7 New England defeats the N.Y. Jets 37-16 in a first-round playoff game at Gillette Stadium. The Patriots streak of four straight seasons with a playoff victory tied the fifth longest such streak in NFL history.
- Jan. 14 The Patriots advance to their third AFC Championship Game in four seasons with a 24-21 road win against the top-seeded San Diego Chargers.
- May 20 The Kraft Group makes public its plans for Patriot Place, a super-regional shopping and entertainment destination on the grounds of Gillette Stadium. The development will include a mix of more than 70 retail and entertainment options for visitors.

2007 (Cont.)

- May 20 The Kraft Group unveils its vision for The Hall at Patriot Place, a football-themed museum to be located within the larger Patriot Place development and slated to open in Fall 2008. The Hall will honor Patriots greats and will give fans an opportunity to celebrate the team's championship tradition through a cutting-edge multimedia experience.
- Aug. 27 Stanley Morgan is enshrined in the Patriots Hall of Fame in an induction ceremony at the Patriots Kickoff Gala at Gillette Stadium.
- Sept. 6 Robert Kraft is ranked as the top NFL owner on *Sports Business Journal's* list of the 20 most influential people in the NFL.
- Sept. 9 Ellis Hobbs returns a kickoff 108 yards for a touchdown in the Patriots' season opener, setting an NFL record for the longest kickoff return in league history.
- Oct. 21 Tom Brady throws a franchise-record six touchdown passes in a 49-28 win over the Dolphins. His 158.3 passer rating in the game is the first perfect rating in Patriots history.
- Nov. 4 Tom Brady throws his 33rd touchdown pass of the season, setting a franchise record in a 24-20 victory over Indianapolis Colts. The game between the 7-0 Patriots and the 8-0 Colts was the latest matchup of undefeated teams in NFL history.
- Nov. 14 Bass Pro Shops holds its grand opening at Patriot Place.
- Nov. 18 The Patriots tie a franchise record for points in a 56-10 win at Buffalo. Randy Moss sets a team record with four touchdown catches.
- Nov. 19 A topping off ceremony is held for The Hall at Patriot Place.
- Dec. 3 The then-largest audience in cable television history (17.5 million) watches the Patriots' thrilling last-minute 27-24 victory over Baltimore on *Monday Night Football*.
- Dec. 9 The Kraft Group and CBS Corp. announce plans to launch The CBS Scene Restaurant and Bar, a 15,000 sq. ft. state-of-the-art entertainment and sports venue at Patriot Place.



HISTORICAL TIMELINE: 2007-08

2007 (Cont.)

- Dec. 29 The Patriots defeat the New York Giants, 38-35, to complete the first 16-0 regular season in NFL history. Tom Brady sets a new NFL record with his 50th touchdown pass and Randy Moss sets a league mark with his 23rd touchdown reception. The Patriots finish the season with a league-record 589 points and 75 touchdowns.



Randy Moss set an NFL record with his 23rd touchdown catch of the season on Dec. 29, 2007 in a game against the New York Giants.

2008

- Jan. 5 Tom Brady is named the NFL's Most Valuable Player by the Associated Press.
- Jan. 20 The Patriots win their sixth AFC Championship with a 20-12 victory over San Diego at Gillette Stadium, advancing to Super Bowl XLII with an unprecedented 18-0 record.
- Jan. 27 More than 15,000 fans and Massachusetts Governor Deval Patrick participate in a snowy send-off rally at Gillette Stadium as the Patriots depart for Arizona and Super Bowl XLII.
- Feb. 2 Andre Tippett is elected to the Pro Football Hall of Fame, becoming the second player to earn the honor after playing his entire career as a Patriot.
- Feb. 3 The Patriots fall to the New York Giants, 17-14, in Super Bowl XLII. The Patriots take a 14-10 lead with 2:42 remaining, but a Giants touchdown with 0:35 left clinches the game.



- Mar. 11 The Hall at Patriot Place launches the website newenglandfootball.com, an initiative to promote high school football in New England.

2008 (Cont.)

- July 7 Ben Coates is elected to the Patriots Hall of Fame in voting by fans on Patriots.com.
- Aug. 2 Andre Tippett is inducted into the Pro Football Hall of Fame in Canton, Ohio. He is presented by Patriots Chairman and CEO Robert Kraft, and joins John Hannah as the only career Patriots in the Pro Football Hall of Fame.
- Sept. 6 The Kraft Group and CBS open CBS Scene Restaurant & Bar, a three-story, 15,000-square-foot, one-of-a-kind entertainment and dining destination at Patriot Place, with a star-studded red carpet event.
- Sept. 18 A ribbon-cutting ceremony is held at The Hall at Patriot Place presented by Raytheon, unveiling a first-of-its-kind experience that showcases the history of the New England Patriots, provides a permanent home for the franchise's Hall of Fame and promotes math and sciences education through football.
- Sept. 20 In a ceremony attended by thousands of Patriots fans outside The Hall at Patriot Place, 12 members of the Patriots Hall of Fame were re-inducted and Ben Coates was inducted as the 13th member.



Patriots Hall of Famers (from left) Ben Coates, Stanley Morgan, Steve Grogan, Mike Haynes, Andre Tippett, Nick Buoniconti, Steve Nelson, John Hannah and Vito "Babe" Parilli were honored at halftime of a Sept. 21, 2008 game at Gillette Stadium as part of the Inaugural Induction Weekend at The Hall at Patriot Place presented by Raytheon.

- Sept. 22 The Hall at Patriot Place presented by Raytheon opens to the public.
- Sept. 25 Wide Receiver Troy Brown announces his retirement from football. His significant contributions in all three phases of the game – offense, defense and special teams – made him one of the most beloved players in the history of the Patriots franchise.
- Oct. 20 Andre Tippett, a member of the Pro Football Hall of Fame Class of 2008, is honored at Andre Tippett Night at Gillette Stadium.

HISTORICAL TIMELINE: 2009-2010

2009

- Jan. 22 The Patriots unveil their 50th season logo, which will brand all of the team's activities in 2009.
- March 24 On the occasion of the team's 50th season, Patriots Chairman and CEO Robert Kraft inducts William H. "Billy" Sullivan, the team's founder, into the Patriots Hall of Fame as the first contributor to be enshrined.
- June 10 Jim Nance is elected to the Patriots Hall of Fame in voting by fans on Patriots.com.
- Oct. 18 The Patriots set team records for points in a game (59) and total net yards (619) in a 59-0 victory vs. Tennessee in snowy conditions at Gillette Stadium. Tom Brady sets an NFL record with five touchdown passes in the second quarter.



- Oct. 25 The Patriots play their first game on foreign soil as part of the NFL's International Series in front of 84,000 fans at London's historic Wembley Stadium. The Patriots defeat the Tampa Bay Buccaneers, 35-7.
- Nov. 30 Tom Brady passes Drew Bledsoe (29,657) to become New England's all-time passing leader.
- Dec. 6 Randy Moss and Wes Welker both go over 1,000 yards receiving at Miami to become the first Patriots players and only the sixth set of players in NFL history to have three straight 1,000-yard seasons.
- Dec. 13 Wes Welker reaches 100 receptions for the third consecutive season on a 6-yard pass from Tom Brady in the third quarter vs. Carolina. Welker reached 100 receptions in his 11th game of the season to tie Marvin Harrison for the fewest individual games played to reach 100 receptions in a season in NFL history.



2009 (Cont.)

- Dec. 20 The Patriots beat Buffalo, 17-10, to win their ninth game of the season and become the first team to win more than half of their games in nine straight seasons since free agency began in 1993 and only the fifth team to do so since the 1970 merger.
- Dec. 27 The Patriots clinch the AFC East Division title for the seventh time in nine seasons with a 35-7 victory over the Jacksonville Jaguars at Gillette Stadium. The Patriots earned their 11th playoff berth in the 16 seasons since Robert Kraft purchased the team.

2010



- June 14 Sam "Bam" Cunningham, the franchise's all-time leading rusher, is selected by fans as the 2010 inductee to the Patriots Hall of Fame.



- Aug. 2 Patriot Place announces the completion of a photovoltaic power system that will generate approximately 525 kilowatts of clean, renewable solar power at Patriot Place.
- Oct. 4 The Patriots become the first team in NFL history to score a touchdown five different ways in the same game at Miami. The Patriots score a rushing touchdown, a receiving touchdown, have a kickoff returned for a touchdown, block a field goal that is returned for a touchdown and return an interception for a touchdown.
- Oct. 23 Gillette hosts the "Colonial Clash" between the University of Massachusetts and the University of New Hampshire, the first college football game ever to be played at Gillette Stadium.

HISTORICAL TIMELINE: 2010-2011

2010 (Cont.)

- Nov. 25 Tom Brady finishes with a perfect quarterback rating after finishing 21-of-27 for 341 yards with four touchdowns and no interceptions for a 158.3 rating at Detroit on Thanksgiving Day in a 45-24 victory. It is the second time in his career that he has finished with a perfect rating (10/21/07 at Miami), making him the third player ever to have more than one game with a perfect rating (min. 20 attempts).
- Dec. 12 New England qualifies for the playoffs for the 18th time in its 51-year history with a 36-7 win at Chicago to mark the 12th playoff appearance in the 17 years that Robert Kraft has owned the franchise.
- Dec. 26 The Patriots clinch the AFC East Championship and the AFC's top seed, including home-field advantage throughout the playoffs with a 34-3 victory at the Buffalo Bills. The Patriots have 10 division crowns in the 12 playoff berths under Robert Kraft, including eight of the last 10 seasons.
- Dec. 28 QB Tom Brady, G Logan Mankins, LB Jerod Mayo, CB Devin McCourty, S Brandon Meriweather and DL Vince Wilfork are selected to represent the New England Patriots and the AFC in the 2011 Pro Bowl on Jan. 30 at Aloha Stadium in Hawaii. (WR Wes Welker and LT Matt Light are later added to the roster)

2011

- Jan. 2 BenJarvus Green-Ellis rushes for 80 yards in the regular-season finale against the Dolphins to give him 1,008 yards on the season. He becomes the 11th New England player to record a 1,000-yard rushing season and the first since Corey Dillon in 2004.



- Jan. 2 New England head coach Bill Belichick guides the Patriots to an NFL-best 14-2 after a 38-7 win over Miami. Belichick becomes the first head coach ever to win at least 14 regular-season games in four separate seasons.

RON BURTON COMMUNITY SERVICE AWARD

In 2003, Patriots owner Robert Kraft established the annual New England Patriots Ron Burton Community Service Award. The honor recognizes the Patriots player who most embodies the qualities of Burton, who was the first player drafted by the team in 1960 and was known for his commitment to the community and helping others. The award is given annually at the New England Patriots Charitable Foundation Kickoff Gala, and the recipient is honored on a permanent trophy that resides in the Patriots locker room.

RON BURTON AWARD WINNERS

2003..... Joe Andruzzi	2007..... Ty Warren
2004..... Troy Brown	2008..... Larry Izzo
2005..... Matt Light	2009..... Kevin Faulk
2006..... Jarvis Green	2010..... Vince Wilfork



Robert Kraft, joined by JoAnn Burton, presents New England Patriots veteran defensive lineman Vince Wilfork with the 2010 Ron Burton Community Service Award.

PATRIOTS HOME FIELDS

Regular Season Records Only



Foxboro Stadium also known as **Schaefer Stadium** (1971-82) and **Sullivan Stadium** (1983-89)



Year	Home Field	Home Record	Overall Record
1960	Boston University Field	3-4-0	5-9-0
1961	Boston University Field	4-2-1	9-4-1
1962	Harvard Stadium	1-0-0	
	Boston University Field	5-1-0	9-4-1
1963	B.C. Alumni Stadium	1-0-0	
	Fenway Park	4-1-1	7-6-1
1964	Fenway Park	4-2-1	10-3-1
1965	Fenway Park	1-4-2	4-8-2
1966	Fenway Park	4-1-1	8-4-2
1967	San Diego Stadium	0-0-1	
	B.C. Alumni Stadium	1-0-0	
	Fenway Park	1-4-0	3-10-1
1968	Legion Field, Birmingham	0-1-0	
	Fenway Park	2-4-0	4-10-0
1969	B.C. Alumni Stadium	2-5-0	4-10-0
1970	Harvard Stadium	1-6-0	2-12-0
1971	Schaefer Stadium	5-2-0	6-8-0
1972	Schaefer Stadium	2-5-0	3-11-0
1973	Schaefer Stadium	3-4-0	5-9-0
1974	Schaefer Stadium	3-4-0	7-7-0
1975	Schaefer Stadium	2-5-0	3-11-0
1976	Schaefer Stadium	6-1-0	11-3-0
1977	Schaefer Stadium	6-1-0	9-5-0
1978	Schaefer Stadium	5-3-0	11-5-0
1979	Schaefer Stadium	6-2-0	9-7-0
1980	Schaefer Stadium	6-2-0	10-6-0
1981	Schaefer Stadium	2-6-0	2-14-0
1982	Schaefer Stadium	3-1-0	5-4-0
1983	Sullivan Stadium	5-3-0	8-8-0
1984	Sullivan Stadium	5-3-0	9-7-0
1985	Sullivan Stadium	7-1-0	11-5-0
1986	Sullivan Stadium	4-4-0	11-5-0
1987	Sullivan Stadium	5-3-0	8-7-0
1988	Sullivan Stadium	7-1-0	9-7-0
1989	Sullivan Stadium	3-5-0	5-11-0
1990	Foxboro Stadium	0-8-0	1-15-0
1991	Foxboro Stadium	4-4-0	6-10-0
1992	Foxboro Stadium	1-7-0	2-14-0
1993	Foxboro Stadium	3-5-0	5-11-0
1994	Foxboro Stadium	5-3-0	10-6-0
1995	Foxboro Stadium	3-5-0	6-10-0
1996	Foxboro Stadium	6-2-0	11-5-0
1997	Foxboro Stadium	6-2-0	10-6-0
1998	Foxboro Stadium	6-2-0	9-7-0
1999	Foxboro Stadium	5-3-0	8-8-0
2000	Foxboro Stadium	3-5-0	5-11-0
2001	Foxboro Stadium	6-2-0	11-5-0
2002	Gillette Stadium	5-3-0	9-7-0
2003	Gillette Stadium	8-0-0	14-2-0
2004	Gillette Stadium	8-0-0	14-2-0
2005	Gillette Stadium	5-3-0	10-6-0
2006	Gillette Stadium	5-3-0	12-4-0
2007	Gillette Stadium	8-0-0	16-0-0
2008	Gillette Stadium	5-3-0	11-5-0
2009	Gillette Stadium	8-0-0	10-6-0
2010	Gillette Stadium	8-0-0	14-2-0
TOTALS		227-151-7	401-362-9

PATRIOTS ALL-TIME ROSTER

Editor's Note: This list includes all players who have participated in at least one game for the Patriots or have accrued at least one season of veteran status with the team.

(*Notes incomplete information for games started.)

- A -

Name	Pos.	#	College	Years	GP	GS
Abdullah, Rabihi	RB	27	Lehigh	2004	9	0
Abrams, Bobby	LB	50	Michigan	1995	9	1
Acks, Ron	LB	51	Illinois	1972-73	28	27
Adams, Bob	TE	80	Pacific	1973-74	24	12
Adams, George	RB	33	Kentucky	1990-91	18	8
Adams, Julius	DE	69/85	Texas Southern	1971-85, 87	206	90
Adams, Sam	OG	61	Prairie View	1972-80	119	90
Adams, Titus	DL	62	Nebraska	2009	2	0
Addison, Tom	LB	53	South Carolina	1960-67	14	11*
Agnew, Ray	DE	92	North Carolina State	1990-94	66	37
Aiken, Sam	WR	88	North Carolina	2008-09	28	9
Akbar, Hakim	S	29	Washington	2001	6	0
Akins, Chris	S	34	Arkansas-Pine Bluff	2003	12	0
Alexander, Eric	LB	49/52	Louisiana State	2004-09	45	0
Alexander, Rogers	LB	91	Penn State	1987	3	2
Allard, Don	QB	12	Boston College	1962	4	NA
Allen, Marvin	RB	39	Tulane	1988-91	37	3
Allen, Terry	RB	22	Clemson	1999	16	13
Andrews, Willie	DB	23	Baylor	2006-07	30	0
Andersen, Jason	C	67	BYU	1998-2000	18	0
Anderson, Bob	RB	33	Colorado	1975	5	0
Anderson, Darren	CB	25	Toledo	1992	1	0
Anderson, Ralph	S	49	West Texas State	1973	13	11
Andruzzi, Joe	G	63	Southern Connecticut State	2000-04	72	72
Antrun, Glenn	WR	48	Connecticut	1989	1	0
Antwine, Houston	DT	65	Southern Illinois	1961-71	142	58
Armstrong, Bruce	OT	78	Louisville	1987-2000	212	212
Arrington, Kyle	CB	27	Hofstra	2009-10	25	14
Arthur, Mike	C	65	Texas A&M	1993-94	44	38
Ashton, Josh	RB	31	Tulsa	1972-74	38	20
Ashworth, Tom	OT	68	Colorado	2002-05	37	30
Atchason, Jack	OE	85	Western Illinois	1960	1	NA
Atessis, Bill	DE	73	Texas	1971	5	0
Atkinson, Ricky	DB	22/37	S. Connecticut State	1987	1	0
Avezzano, Joe	OC	50	Florida State	1966	3	NA
Ayi, Kole	LB	99	Massachusetts	2001	1	0

- B -

Baah, Mike	C	68	Texas	1988-89	31	28
Bahr, Matt	K	3	Penn State	1993-95	32	0
Bailey, Bill	RB	37	Cincinnati	1969	2	0
Bailey, Rodney	DL	96	Ohio State	2004	0	0
Bain, Bill	OT	62	Southern Cal	1986	3	0
Baker, Chris	TE	86	Michigan State	2009	16	7
Baker, Melvin	WR	83	Texas Southern	1975	1	0
Baker, Rashad	S	32	Tennessee	2006-07	13	0
Baldinger, Rich	OL	74	Wake Forest	1993	15	15
Ballou, Mike	LB	51	UCLA	1970	14	4
Banks, Willie	G	78	Alcorn A&M	1973	13	1
Banta-Cain, Tully	LB	48/95	California	2003-06, 09-10	85	21
Barber, Kantro	FB	46	West Virginia	1996	0	0
Barrett, Josh	S		Arizona State	2010	0	0
Barker, Jay	QB	7	Alabama	1995	0	0
Barnard, Brooks	P	8	Maryland	2003	1	0
Barnes, Bruce	P	3	UCLA	1973-74	23	0
Barnes, Pete	LB	59	Southern University	1976-77	25	18
Barnes, Rodrigo	LB	59	Rice	1974-75	6	0
Barnett, Harlon	S	42	Michigan State	1993-94	30	28
Barnett, Troy	DE	98	North Carolina	1994-95	31	15
Bartrum, Mike	TE	86	Marshall	1996-99	57	0
Baty, Greg	TE	48/85	Stanford	1986-87	21	7
Baumann, Charlie	K	8	West Virginia	1991-92	25	0
Bavaro, David	LB	52	Syracuse	1993-94	21	5
Baxter, Fred	TE	49/84	Auburn	2002-03	13	0
Beach, Walter	DB	26/41	Central Michigan	1960-61	18	NA
Beadles, Terrance	G	75	Arkansas Pine Bluff	2000	0	0
Beaudoin, Doug	S	27	Minnesota	1976-79	35	20
Beer, Tom	TE	82	Houston	1970-72	42	12
Beisel, Monte	LB	52	Kansas State	2005	15	6
Bell, Bill	K	8	Kansas	1973	3	0
Bellino, Joe	RB	27	Navy	1965-67	35	1*
Bennett, Phil	LB	52	Miami	1960	2	NA
Benson, Mike	WR	86	S. Connecticut State	1987	0	0
Benson, Thomas	LB	53	Oklahoma	1988	12	0
Benzinger, John	OL	67	Massachusetts	1987	1	0
Berger, Ron	DE	88	Wayne State	1969-72	42	23



PATRIOTS ALL-TIME ROSTER

Name	Pos.	#	College	Years	GP	GS
Beverly, Randy	DB	27	Colorado State	1970-71	20	3
Bianchini, Frank	RB	30	Hofstra	1987	1	0
Billups, Terry	CB	23	North Carolina	1999	2	1
Biscaha, Joe	OE	34	Richmond	1960	1	NA
Bishop, Michael	QB	7	Kansas State	1999-2000	8	0
Bishop, Richard	NT	64	Louisville	1976-81	85	51
Bjornson, Eric	TE	86	Washington	2000	8	6
Black, Mel	LB	51/94	Eastern Illinois	1986-87	6	2
Blackmon, Don	LB	55	Tulsa	1981-87	89	72
Blahak, Joe	CB	21	Nebraska	1976	2	0
Blanchard, Dick	LB	49	Tulsa	1972	14	1
Blanks, Sid	RB	22	Texas A&I	1969-70	28	0
Bledsoe, Drew	QB	11	Washington State	1993-2001	124	123
Bleier, Bob	QB	10	Richmond	1987	3	2
Bodden, Leigh	CB	23	Duquesne	2009-10	15	14
Bolton, Ron	DB	27	Norfolk State	1972-75	55	46
Boudreaux, Jim	DE	64	Louisiana Tech	1966-68	12	0*
Bowden, Andre	LB	51	Fayetteville State	1995	0	0
Bowman, Jim	S	28	Central Michigan	1985-89	73	12
Boyd, Greg	S	29	Arizona	1973	2	0
Boyd, Greg	DE	65	San Diego State	1977-78	23	0
Brace, Ron	DL	92	Boston College	2009-10	22	7
Bradshaw, Morris	WR	88	Ohio State	1982	8	5
Brady, Kyle	TE	88	Penn State	2007	14	9
Brady, Tom	QB	12	Michigan	2000-10	145	143
Bramlett, John	LB	57	Memphis State	1969-70	24	23
Branch, Deion	WR	83	Louisville	2002-05	64	51
Brigance, O.J.	LB	59	Rice	2002	1	0
Brisby, Vincent	WR	82	NE Louisiana	1993-99	83	46
Briscoe, Marlin	WR	88	Nebraska-Omaha	1976	14	5
Britt, Wesley	T	65	Alabama	2006-08	16	2
Brock, Pete	C	58	Colorado	1976-87	154	88
Brown, Barry	TE-LB	66	Florida	1969-70	21	13
Brown, Bill E.	LB	54	Syracuse	1960	13	NA
Brown, Chad	LB	98	Colorado	2005, 2007	17	5
Brown, Corwin	S	30	Michigan	1993-96	61	14
Brown, Kareem	DL	95	Miami (Fla.)	2007	0	0
Brown, Monty	LB	93	Ferris State	1996	11	7
Brown, Preston	WR	81	Vanderbilt	1980-82	14	4
Brown, Roger	S	47	Virginia Tech	1992	16	2
Brown, Sergio	S	38	Notre Dame	2010	10	0
Brown, Sidney	CB	21	Oklahoma	1978	16	0
Brown, Troy	WR	80/86	Marshall	1993-2007	192	70
Brown, Vincent	LB	59	Mississippi Valley St.	1988-95	123	103
Brown, Wilbert	G	60	Houston	2003	2	0
Browning, Dave	DE	74	Washington	1983	12	0
Bruney, Fred	DB	33	Ohio State	1960-62	28	NA
Bruschi, Teddy	LB	54	Arizona	1996-2008	189	139
Bryant, Hubie	WR	84	Minnesota	1971-72	12	2
Buben, Mark	DL	63	Tufts	1979, 1981	32	4
Buckley, Terrell	CB	27/22	Florida State	2001-02	31	3
Bugenhagen, Gary	OT-G	67	Syracuse	1969-70	10	6
Buoniconiti, Nick	LB	85	Notre Dame	1962-68	91	20*
Burgess, Derrick	LB	53	Mississippi	2009	16	6
Burgess, Prescott	LB	93	Michigan	2009	0	0
Burke, John	TE	85	Virginia Tech	1994-96	43	12
Burks, Steve	WR	82	Arkansas State	1975-77	34	1
Burton, Ron	RB	22	Northwestern	1960-65	69	NA
Bussey, George	OL	66	Louisville	2009	0	0
Butler, Darius	CB	28	Connecticut	2009-10	29	8
Butts, Marion	RB	44	Florida State	1994	16	15
Byars, Keith	FB	41	Ohio State	1996-97	26	14
Byrd, Dennis	DT	78	North Carolina State	1968	14	14

- C -

Cade, Eddie	S	41	Arizona State	1995	10	0
Cagle, John	DT-LB-G	62	Clemson	1969	6	1
Calabria, Steve	QB	18	Colgate	1987	1	0
Caldwell, Reche	WR	87	Florida	2006	16	14
Calhoun, Don	RB	44	Kansas State	1975-81	94	49
Calloway, Chris	WR	82	Michigan	2000	7	2
Camarillo, Rich	P	3	Washington	1981-87	85	0
Canale, Justin	OG	63	Mississippi State	1965-68	56	14
Canale, Whit	DE	67	Tennessee	1968	13	0
Canty, Chris	CB	26	Kansas State	1997-98	32	10
Cappadona, Bob	RB	33	Northeastern	1966-67	27	3
Cappelletti, Gino	WR-K-DB	20	Minnesota	1960-70	152	17
Carey, Brian	WR	81	American International	1987	2	0
Carlson, Jeff	QB	17	Weber State	1992	3	2
Carpenter, Rob	WR	81	Syracuse	1991	8	1
Carter, Allen	RB	21	Southern Cal	1975-76	15	0



PATRIOTS ALL-TIME ROSTER

Name	Pos.	#	College	Years	GP	GS
Carter, Chris	FS	42	Texas	1997-99	47	15
Carter, Kent	LB	51	Southern Cal	1974	2	0
Carter, Tony	FB	30	Minnesota	1998-2000	43	27
Carter, Tony	CB	29	Florida State	2010	3	0
Carthen, Jason	LB	99	Ohio	1993-94	5	0
Carwell, Larry	DB	41	Iowa State	1969-72	51	38
Cash, Rick	DT	63	N.E. Missouri	1972-73	28	27
Cassel, Matt	QB	16	Southern Cal	2005-08	30	15
Catanho, Alcides	LB	54	Rutgers	1995	12	0
Cavanaugh, Matt	QB	12	Pittsburgh	1978-82	52	15
Caveness, Ron	LB		Arkansas	1968-69	NA	NA
Centers, Larry	FB	31	Stephen F. Austin	2003	9	3
Chandler, Al	TE	57/82	Oklahoma	1976-79	39	6
Chandler, Edgar	LB	50	Georgia	1973	12	11
Chapple, Dave	P	10	UC-Santa Barbara	1974	5	0
Charles, John	DB	25	Purdue	1967-69	39	37
Chatham, Matt	LB	58	South Dakota	2000-05	66	4
Cherry, J'e'Rod	S	30	California	2001-04	55	0
Cherry, J'Juan	CB	32	Arizona State	1999	0	0
Cheyunski, Jim	LB	50	Syracuse	1968-72	66	55
Childress, Bam	WR	13	Ohio State	2005-06	3	0
Childress, Fred	OG	61	Arkansas	1991	15	1
Chilton, Gene	C	63	Texas	1990-92	36	35
Christy, Richard	RB	23	North Carolina	1960	13	NA
Chung, Eugene	OL	69	Virginia Tech	1992-94	34	30
Chung, Patrick	S	25	Oregon	2009-10	30	14
Cindrich, Ralph	LB	55	Pittsburgh	1972	12	3
Claridge, Ryan	LB	47	UNLV	2005	0	0
Clark, Allan	RB	35	Northern Arizona	1979-80	27	0
Clark, Gail	LB	54	Michigan State	1974	8	0
Clark, Phil	DB	22	Northwestern	1971	2	0
Clark, Rico	CB	39	Louisville	1999	1	0
Clark, Steve	DE	65	Kansas State	1981	7	0
Clayborn, Raymond	CB	26	Texas	1977-89	191	165
Clay, Willie	FS	32	Georgia Tech	1996-98	48	48
Clayton, Stan	OT	76	Penn State	1990	11	3
Cleeland, Cameron	TE	85	Washington	2002	12	1
Thomas Clayton	RB	22	Kansas State	2010	1	0
Cloud, Michael	RB	21	Boston College	2003, 2005	11	1
Cloutier, Dave	DB	28	Maine	1964	12	NA
Coates, Ben	TE	87	Livingstone	1991-99	142	105
Cobbs, Cedric	RB	34	Arkansas	2004	4	0
Cobbs, Duffy	DB	43	Penn State	1987	3	0
Coffey, Wayne	WR	83	SW Texas State	1987	3	2
Cohen, Abe	OG	62	Tennessee-Chattanooga	1960	14	NA
Colclough, Jim	WR	81	Boston College	1960-68	124	6
Cohen, Landon	OL	66	Ohio	2010	2	1
Coleman, Dennis	LB	53	Mississippi	1971	8	0
Coleman, Eric	DB	22	Wyoming	1989	8	0
Coleman, Fred	WR	84	Washington	2001-02	9	0
Coleman, Pat	WR	47	Mississippi	1990	1	0
Collins, Todd	LB	54/59	Carson-Newman	1992-94, 96-98	76	53
Collins, Tony	RB	33	East Carolina	1981-87	102	83
Collins, Ferric	DE	92	California	1995-99	64	27
Colon, Harry	S	40	Missouri	1991	16	14
Colton, George	OT	63	Maryland	1987	3	3
Colvin, Rosevelt	LB	59	Purdue	2003-08	65	42
Compton, Mike	C-G	77	West Virginia	2001-03	34	34
Condon, Tom	OG	63	Boston College	1985	1	0
Conn, Dick	S	22	Georgia	1975-79	45	1
Connolly, Dan	G	63	Southeast Missouri State	2008-10	33	17
Cook, Marv	TE	46/85	Iowa	1989-93	80	59
Cooks, Terrence	LB	58	Nicholls State	1989	3	0
Corbett, Steve	OG	62	Boston College	1975	14	0
Corcoran, Jim	QB	15	Maryland	1968	2	0
Corsetti, Rico	LB	93	Bates	1987	2	0
Cosicic, Ray	LB	55	Mississippi State	1977-79	46	7
Cottrell, Dana	LB	45	Syracuse	1998	2	0
Cowan, Larry	RB	44	Jackson State	1982	6	0
Cox, Bryan	LB	51	Western Illinois	2001	11	7
Crabbe, Shawn	LB	98	Michigan	2008-09	6	0
Crabtree, Eric	WR	10	Pittsburgh	1971	6	4
Crawford, Elbert	OL	65	Arkansas	1990-91	30	16
Crawford, Jim	RB	30	Wyoming	1960-64	54	NA
Crawford, Vernon	LB	99	Florida State	1997-99	41	1
Creswell, Smiley	DE	92	Michigan State	1985	0	0
Crittenden, Ray	WR	81	Virginia Tech	1993-94	32	4
Croom, Corey	RB	26	Bail State	1993-95	43	2
Cross, Bob	OT	77	Kilgore C.C.	1960	4	NA
Crouthamel, Jake	RB	34	Dartmouth	1960	2	NA
Crow, Albert	DT	72	William & Mary	1960	3	NA

PATRIOTS ALL-TIME ROSTER

Name	Pos.	#	College	Years	GP	GS
Crump, George	DE	91	East Carolina	1982-83	9	0
Crump, Harry	RB	31	Boston College	1963	14	NA
Crumpler, Alge	TE	82	North Carolina	2010	16	10
Cryder, Bob	OG	75	Alabama	1978-83	75	36
Cudzik, Walt	OC	54	Purdue	1960-63	56	NA
Cullors, Derrick	RB	29	Murray State (Ky)	1997-99	31	1
Cunningham, Jay	DB	21	Bowling Green	1965-67	40	1*
Cunningham, Jermaine	DE	96	Florida	2010	15	10
Cunningham, Sam	RB	39	Southern Cal	1973-79, 81-82	107	94
Currier, Bill	DB	28	South Carolina	1980	16	0
Cusick, Pete	NT	76	Ohio State	1975	13	0

- D -

Dalton, Antico	LB	93	Hampton	2000	3	0
Damkroger, Maury	LB	51	Nebraska	1974	11	0
Danenhauer, Bill	DE	77	Emporia	1960	3	NA
Davey, Rohan	QB	6	Louisiana State	2002-04	7	0
Davis, Adam	G	61	Oklahoma State	2000	0	0
Davis, Andre'	WR	18	Virginia Tech	2005	9	4
Davis, Don	LB	51	Kansas	2003-06	59	2
Davis, Elgin	RB	40	Central Florida	1987-88	9	0
Davis, Greg	K	5	Citadel	1989	9	0
Davis, Jack	OG	65	Maryland	1960	14	NA
Davis, Shockmain	WR	84	Angelo State	2000	12	1
Dawson, Bill	TE-DE	83	Florida State	1965	9	NA
Dawson, Lin	TE	87	N.C. State	1981-90	105	75
Deaderick, Brandon	DL	71	Alabama	2010	10	4
Dee, Bob	DE	89	Holy Cross	1960-67	112	112
Dellenbach, Jeff	C	66	Wisconsin	1995	15	5
Delucca, Gerry	OT	74	Middle Tennessee State	1960-64	19	NA
DeOssie, Steve	LB	99	Boston College	1994-95	32	0
Denson, Damon	G	61	Michigan	1997-99	14	4
DeRiggi, Fed	DT	71	Syracuse	1990	2	0
DeVree, Tyson	TE	85	Colorado	2008	2	0
Dillon, Corey	RB	28	Washington	2004-06	43	37
Dimitroff, Tom	QB	15	Miami (Ohio)	1960	3	NA
Disenzo, Tony	OT	76	Michigan State	1960	5	NA
Doig, Steve	LB	59	New Hampshire	1986-87	6	0
Dombroski, Paul	DB	47	Linfield	1981-84	36	0
Donnalley, Kevin	DB	23	N. Dakota State	1981	1	0
Dorsey, Nate	DE	66	Mississippi Valley St.	1973	2	0
Douglas, David	G	67	Tennessee	1989-90	16	6
Dowling, Brian	QB	14	Yale	1972-73	25	0
Dressler, Doug	RB	44	Chico State	1975	5	0
Dukes, Mike	LB	54	Clemson	1964-65	25	NA
Dulac, Bill	OG	68	Eastern Michigan	1974-75	26	2
Dumler, Doug	OC	58	Nebraska	1973-75	42	3
Dupard, Reggie	RB	21	Southern Methodist	1986-89	37	7
Durko, Sandy	S	22	Southern Cal	1973-74	25	18
Dwight, Tim	WR	86	Iowa	2005	16	1
Dykes, Hart Lee	WR	88	Oklahoma State	1989-90	26	16

- E -

Eason, Tony	QB	11	Illinois	1983-89	72	49
Eaton, Chad	DT	90	Washington State	1996-2000	65	44
Eckel, Kyle	FB	38	Navy	2007	12	0
Edelman, Julian	WR	11	Kent State	2009-10	26	10
Edmonds, Randy	LB	51	Georgia Tech	1971	14	0
Edwards, Marc	FB	44	Notre Dame	2001-02	32	23
Edwards, Robert	RB	47	Georgia	1998-2000	16	15
Edwards, Tim	DE	98	Delta State	1992	14	1
Egu, Patrick	RB	33	Nevado-Reno	1989	7	0
Eisenhauer, Larry	DE	72	Boston College	1961-69	115	NA
Eitzmann, Chris	TE	86	Harvard	2000	5	1
Ellard, Henry	WR	17	Fresno State	1998	5	0
Elliott, Jamin	WR	10	Delaware	2003	1	0
Ellis, Ed	T	66	Buffalo	1997-1999	9	1
Ellison, Jerry	RB	35	Tennessee-Chattanooga	1999	12	0
Emanuel, Bert	WR	87	Rice	2001	2	1
Evans, Heath	FB	44	Auburn	2005-08	54	9

- F -

Fairchild, Paul	OG	66	Kansas	1984-90	84	38
Falcon, Terry	OG	68	Montana	1978-79	18	0
Farmer, Lonnie	LB	55	Tennessee-Chattanooga	1964-66	31	NA
Farrell, Sean	OG	62	Penn State	1987-90	43	43
Faulk, Kevin	RB	33	Louisiana State	1999-2010	154	44
Fauria, Christian	TE	88	Colorado	2002-05	64	46
Feacher, Ricky	WR	83	Mississippi Valley St.	1976	3	0
Feagles, Jeff	P	6	Miami (Fla.)	1988-89	32	0
Feehery, Gerry	G	63	Syracuse	1989	0	0
Feggins, Howard	CB	36	UNC-Charlotte	1989	11	0



PATRIOTS ALL-TIME ROSTER

Name	Pos.	#	College	Years	GP	GS
Feldhausen, Paul	OT	66	Northland	1968-69	2	0
Felt, Dick	DB	24	Brigham Young	1962-66	52	NA
Ferguson, Vagas	RB	43	Notre Dame	1980-82	31	21
Flemister, Zeron	TE	46	Iowa	2004	0	0
Fletcher, Dane	LB	52	Montana State	2010	13	0
Fletcher, Derrick	OL	64	Baylor	1999	2	2
Flick, Tom	QB	10	Washington	1982	3	0
Floyd, Chris	FB	37	Michigan	1998-2000	40	2
Flutie, Doug	QB	2	Boston College	1987-89, 2005	22	13
Fontenot, Chris	TE	85	McNeese State	2000	0	0
Foreman, Chuck	RB	22	Miami (Fla.)	1980	16	0
Forte, Ike	RB	38	Arkansas	1976-77	23	1
Foster, Will	LB	55	Eastern Michigan	1973-74	21	1
Fox, Tim	S	48	Ohio State	1976-81	91	91
Frain, Todd	TE	44/85	Nebraska	1987	3	2
Francis, Russ	TE	81	Oregon	1975-80, 87-88	92	83
Franklin, Arnold	TE	87	North Carolina	1987	14	0
Franklin, Tony	K	1	Texas A&M	1984-87	62	0
Fraser, Jim	LB-P	51	Wisconsin	1966	14	NA
Frazier, Charley	WR	81	Texas Southern	1969-70	23	13
Freeman, Arturo	S	25	South Carolina	2005	2	1
Friesz, John	QB	17	Idaho	1999-2000	2	0
Frisch, David	TE	88	Colorado State	1995	2	0
Fryar, Irving	WR	80	Nebraska	1984-92	129	104
Fullington, Darrell	S	29	Miami (Fla.)	1991	5	0
Funchess, Tom	OT	73	Jackson State	1968-70	39	39
Fussell, Tom	DE	83	Louisiana State	1967	12	2

- G -

Gadbois, Dennis	WR	48/82	Boston University	1987-88	5	1
Gabriel, Doug	WR	85	Central Florida	2006	12	5
Gaffney, Jabar	WR	10	Florida	2006-08	43	20
Gaiter, Tony	WR	17	Miami	1997-98	1	0
Gallaheer, Allen	OT	64	Southern Cal	1974	14	0
Galloway, Joey	WR	13	Ohio State	2009	3	2
Gamble, R.C.	RB	13	South Carolina State	1968-69	27	14
Gambol, Chris	OL	74	Iowa	1990	16	15
Gannon, Chris	DE	91	SW Louisiana	1990-93	36	3
Garcia, Teddy	K	7	NE Louisiana	1988	16	0
Gardin, Ron	WR	37	Arizona	1971	8	0
Gardner, Barry	LB	47	Northwestern	2006	0	0
Garrett, Carl	RB	30	New Mexico Highlands	1969-72	51	42
Garrett, J.D.	RB	32	Grambling State	1964-67	40	0*
Garron, Larry	RB	40	Western Illinois	1960-68	99	12*
Gash, Sam	RB	33	Penn State	1992-97	88	36
Gay, Randall	CB	21	Louisiana State	2004-07	39	14
Geddes, Bob	LB	59	UCLA	1973-75	24	6
George, Tony	S	41	Florida	1999-2000	31	1
Germany, Willie	S	29	Morgan State	1976	10	0
Gibson, Ernest	CB	43	Furman	1984-88	67	14
Gillen, John	LB	54	Illinois	1983	8	0
Gipson, Paul	RB	46	Houston	1973	5	0
Gisler, Mike	G	67	Houston	1993-97	73	7
Givens, David	WR	87	Notre Dame	2002-05	53	27
Gladieux, Bob	RB	24	Notre Dame	1969-72	43	5
Glenn, Terry	WR	88	Ohio State	1996-2001	68	63
Glenn, Vencie	DB	25	Indiana State	1986	4	0
Goad, Tim	NT	72	North Carolina	1988-94	109	105
Gogolak, Charlie	K	7	Princeton	1970-72	26	0
Golden, Tim	LB	59	Florida	1982-84	40	1
Golic, Bob	LB	51	Notre Dame	1979-81	33	12
Gonzalez, Noe	RB	38	SW Texas State	1974	2	0
Gordon, Steve	OL	66	California	1992-93	0	0
Gordon, Tim	S	41	Tulsa	1991-92	21	15
Gorin, Brandon	T	76	Purdue	2003-05	32	18
Gostkowski, Stephen	K	3	Memphis	2006-10	72	0
Graff, Neil	QB	15	Wisconsin	1974-75	25	2
Graham, Art	WR	84	Boston College	1963-68	75	17*
Graham, Daniel	TE	82	Colorado	2002-06	63	49
Graham, Hason	WR	81	Georgia	1995-96	19	1
Graham, Milt	OT	70	Colgate	1961-63	28	NA
Graham, Shayne	K	5	Virginia Tech	2010	8	0
Granby, John	DB	25	Virginia Tech	1992	0	0
Grant, Rupert	FB	34	Howard	1995	7	1
Gravely, Maurice	FS	23	Concord College	1987	1	0
Graves, White	DB	44	Louisiana State	1965-67	40	0
Gray, Leon	OT	70	Jackson State	1973-78	78	77
Green, David	RB	38	Boston College	1995	2	0
Green, Jarvis	DE	97	Louisiana State	2002-09	121	46
Green, Jerry	RB	45	Georgia Tech	1960	2	NA

PATRIOTS ALL-TIME ROSTER

Name	Pos.	#	College	Years	GP	GS
Green, Victor	S	27	Akron.....	2002	16	5
Green-Ellis, BenJarvus	RB	42	Mississippi.....	2008-10	37	14
Greene, Tom	QB	14	Holy Cross.....	1960	10	NA
Grier, Marrio	RB	35	Tennessee-Chattanooga.....	1996-97	32	0
Griffith, Richard	TE	88	Arizona.....	1993	3	0
Grimes, Reggie	DE	97	Alabama.....	2000	8	0
Grogan, Steve	QB	14	Kansas State.....	1975-90	149	131
Gronkowski, Rob	TE	87	Arizona State.....	2010	16	11
Gutierrez, Matt	QB	7	Idaho State.....	2007-08	5	0
Guyton, Gary	LB	58	Georgia Tech.....	2008-10	46	25
Guyton, Myron	SS	29	Eastern Kentucky.....	1994-95	30	30
Guzik, John	NT	97	Ohio.....	1987	3	2

- H -

Hagen, Halvor	G-DE	62	Weber State.....	1971-72	26	15
Haggerty, Mike	OT-DE	75	Miami (Ohio).....	1971	14	13
Haley, Darryl	OG	68	Utah.....	1982-84, 86	57	24
Hall, Ron	DB	23	Missouri Valley.....	1961-67	88	3
Hamilton, Bobby	DE	91	Southern Mississippi.....	2000-03	64	62
Hamilton, Ray	DE	71	Oklahoma.....	1973-81	132	117
Hammond, Kim	QB	15	Florida State.....	1969-70	4	0
Hannah, John	OG	73	Alabama.....	1973-85	183	183
Hanneman, Craig	DE	74	Oregon State.....	1974-75	20	3
Hansen, Brian	P	10	Sioux Falls.....	1990	16	0
Hansen, Bruce	RB	24	Brigham Young.....	1987	6	2
Hanson, Chris	P	6	Marshall.....	2007-09	48	0
Hare, Eddie	P	8	Tulsa.....	1979	16	0
Harlow, Pat	OT	77	Southern Cal.....	1991-95	74	64
Harris, Antwan	CB	23	Virginia.....	2000-03	52	2
Harris, Marshall	DE	78	Texas Christian.....	1983	6	2
Harris, Raymont	RB	29	Ohio State.....	2000	1	0
Harris, Rickie	DB	25	Arizona.....	1971-72	28	21
Harris, Ronnie	WR/PR/KR	84	Oregon.....	1993-94	6	0
Harrison, Rodney	S	37	Western Illinois.....	2003-08	63	62
Hartley, Ken	P	5	Catawba.....	1981	2	0
Harvey, Richard	LB	58	Tulane.....	1990	16	9
Hasselbeck, Don	TE	80	Colorado.....	1977-83	86	27
Hauck, Tim	FS	40	Montana.....	1990	10	0
Hauser, Art	DT	67	Xavier.....	1960	8	NA
Hawkins, Artrell	DB	25	Cincinnati.....	2005-06	19	16
Hawkins, Mike	OLB	59	Texas A&I.....	1978-81	59	45
Hawkins, Steve	WR	80	Western Michigan.....	1994	7	0
Hawthorne, Greg	WR/RB	27	Baylor.....	1984-86	43	11
Hayes, Chris	S	29	Washington State.....	2002	4	0
Hayes, Donald	WR	81	Wisconsin.....	2002	12	1
Hayman, Conway	OG	65	Delaware.....	1972	0	0
Haynes, Mike	CB	40	Arizona State.....	1976-82	90	86
Henderson, Jerome	CB	36	Clemson.....	1991-93, 1996	39	10
Hendley, David	DB	28	S. Connecticut State.....	1987	2	0
Henke, Karl	OT	80	Tulsa.....	1969	10	7
Hennessey, Tom	DB	30	Holy Cross.....	1965-66	28	NA
Henson, Luther	NT	70	Ohio State.....	1982-84	21	2
Herline, Alan	P	6	Vanderbilt.....	1987	3	0
Hernandez, Aaron	TE	85	Florida.....	2010	14	7
Herock, Ken	LB	36	West Virginia.....	1969	6	0
Herron, Mack	RB	42	Kansas State.....	1973-75	35	20
Hill, Marquise	DL	91	Louisiana State.....	2004-06	13	0
Hinton, Eddie	WR	82	Oklahoma.....	1974	9	1
Hitchcock, Jimmy	CB	31	North Carolina.....	1995-97	37	20
Hobbs, Ellis	CB	27	Iowa State.....	2005-08	63	49
Hobby, Marion	DE	60	Tennessee.....	1990-92	42	8
Hochstein, Russ	G	71	Nebraska.....	2002-08	92	20
Hodge, Milford	DE	97	Washington State.....	1986-89	49	8
Hodson, Tommy	QB	13	Louisiana State.....	1990-92	32	12
Hoey, George	DB	23	Michigan.....	1972-73	25	18
Holcomb, Sean	LB	60	Texas A&I.....	1995	0	0
Holloway, Brian	OT	76	Stanford.....	1981-86	88	77
Holmberg, Rob	LB	50	Penn State.....	2000	18	5
Holmes, Darryl	FS	41	Ft. Valley State.....	1987-89	44	3
Holmes, Ernie	NT	63	Texas Southern.....	1978	3	0
Holsey, Bernard	DL	99	Duke.....	2002	8	0
Howard, Bob	CB	24	San Diego State.....	1975-77	37	15
Howard, David	LB	99	Long Beach State.....	1991-92	32	15
Hoyer, Brian	QB	8	Michigan State.....	2009-10	10	0
Huard, Damon	QB	19	Washington.....	2001-03	4	0
Huarte, John	QB	7	Notre Dame.....	1966-67	18	0*
Hubach, Mike	P	6	Kansas.....	1980-81	21	0
Hudson, Bill	DT	61	Clemson.....	1965	4	4
Hunt, Jim Lee	OT	79	Prairie View.....	1960-71	141	55*
Hunt, Kevin	OT	62	Doane.....	1973	1	0
Hunt, Sam	LB	50	Stephen F. Austin.....	1974-79	84	82



PATRIOTS ALL-TIME ROSTER

Name	Pos.	#	College	Years	GP	GS
Hunter, Ivy Joe	RB	45	Kentucky	1991	13	10
Hurst, Maurice	CB	37	Southern	1989-95	104	101
Hutson, Brian	SS	36	Mississippi State	1990	2	0
Hyland, Bob	OC	60	Boston College	1977	3	0

- I -

Imhof, Martin	DE	64	San Diego State	1975	5	3
Ingram, Brian	LB	51	Tennessee	1982-85	39	0
Ingram, Jake	LS	47	Hawaii	2009-10	24	0
Irwin, Heath	G	63	Colorado	1996-99	44	16
Isaia, Sale	G	72	UCLA	2000	16	14
Israel, Steve	CB	21	Pittsburgh	1997-99	29	20
Ivory, Horace	RB	23	Oklahoma	1977-81	45	12
Ivy, Corey	CB	28	Oklahoma	1999	0	0
Iwuoma, Chidi	CB	29	California	2006	3	0
Izzo, Larry	LB	53	Rice	2001-08	127	0

- J -

Jackson, Chad	WR	17	Florida	2006-07	14	1
Jackson, Curtis	WR	82	Texas A&M	2000	7	2
Jackson, Eddie	CB	29	Arkansas	2007	3	0
Jackson, Harold	WR	29	Jackson State	1978-81, 87	64	62
Jackson, Honor	DB	29	Pacific	1972-73	20	12
Jacobs, Harry	DE-LB	83	Bradley	1960-62	23	NA
Jacobs, Ray	DT	87	Howard Payne	1969	8	5
Jagielski, Harry	DT	73	Indiana	1960-61	19	NA
James, Craig	RB	32	Southern Methodist	1984-88	52	33
James, Roland	SS	38	Tennessee	1980-90	145	122
Janik, Tom	DB-P	21	Texas A&I	1969-71	42	3
Jarostchuk, Ilia	LB	50	New Hampshire	1990	12	1
Jarvis, Ray	WR	87	Norfolk State	1979	7	0
Jefferson, Shawn	WR	84	Central Florida	1996-99	63	61
Jells, Dietrich	WR	83	Pittsburgh	1996-97	18	1
Jenkins, Ed	RB	30	Holy Cross	1974	3	0
Jeter, Gary	DE	99	Southern Cal	1989	14	0
Johnson, Andy	RB	32	Georgia	1974-76, 78-81	94	43
Johnson, Bethel	WR	81	Texas A&M	2003-05	39	7
Johnson, Billy	DB	47	Nebraska	1966-69	32	4
Johnson, Charles	WR	81	Colorado	2001	14	2
Johnson, Damian	OG	68	Kansas State	1990	16	16
Johnson, Daryl	DB	23	Morgan State	1968-71	42	41
Johnson, Ellis	RB	38	S.E. Louisiana	1965-66	28	NA
Johnson, Garrett	NT	60	Illinois	2000	8	2
Johnson, Joe	OE	24	Boston College	1960-61	13	NA
Johnson, Lee	P	10	Brigham Young	1999-2001	37	0
Johnson, Mario	DL	98	Missouri	1993	6	0
Johnson, Olrick	LB	51	Florida A&M	2000	12	0
Johnson, Preston	RB	48	Florida A&M	1968	3	0
Johnson, Steve	TE	85	Virginia Tech	1988	14	3
Johnson, Ted	LB	52	Colorado	1995-2004	117	104
Jones, Aaron	DE	97	Eastern Kentucky	1993-95	37	1
Jones, Cedric	WR	83	Duke	1982-90	120	37
Jones, Ezell	OT	74	Minnesota	1969-70	15	0
Jones, Kenyatta	T	74	South Florida	2001-02	18	11
Jones, Mike	DE	96	North Carolina State	1994-97	61	37
Jones, Tebucky	DB	34	Syracuse	1998-2002, 06	72	36
Jones, Todd	OL	63	Texas A&M	1993	4	0
Jordan, LaMont	RB	32	Maryland	2008	8	0
Jordan, Shelby	OT	74	Washington (Mo.)	1975, 77-82	95	87
Jordan, Tim	LB	93	Wisconsin	1987-89	30	10

- K -

Kaczur, Nick	T	77	Toledo	2005-10	68	62
Kadziel, Roin	LB	52	Stanford	1972	14	1
Kapp, Joe	QB	11	California	1970	11	10
Kasper, Kevin	WR	10	Iowa	2004	8	0
Katula, Matt	LS	48	Wisconsin	2020	8	0
Katzenmoyer, Andy	LB	59	Ohio State	1999-2001	24	14
Kecman, Dan	LB	45	Maryland	1970	1	0
Keeton, Durwood	S	29	Oklahoma	1975	12	0
Kelly, Ben	CB-RB	31	Colorado	2001-02	9	0
Kelley, Ethan	DL	99	Baylor	2004	1	0
Kerrigan, Mike	QB	19	Northwestern	1983-84	2	0
Key, David	S	26	Michigan	1991	3	0
Khayat, Ed	DT	73	Tulane	1966	14	NA
Kight, Kelvin	WR	19	Florida	2006	4	1
Kimber, Bill	OE	86	Florida State	1961	4	NA
Kinchen, Brian	LS	46	Louisiana State	2003	2	0
Kiner, Steve	LB	57	Tennessee	1971, 73	28	28
King, Claude	RB	41	Houston	1962	14	NA
King, Steve	LB	52	Tulsa	1973-81	124	40



PATRIOTS ALL-TIME ROSTER

Name	Pos.	#	College	Years	GP	GS
Kingsbury, Kliff	QB	16	Texas Tech.....	2003	0	0
Klecko, Dan	DL	90	Temple.....	2003-05	29	3
Klein, Dick	OT	62	Iowa State.....	1961-62	24	NA
Klemm, Adrian	G/T	70	Hawaii.....	2000-04	26	10
Knief, Gayle	WR	84	Morningside.....	1970	3	0
Knutson, Matt	T	62	North Dakota.....	2002	0	0
Koontz, Ed	LB	54	Catawba.....	1968	6	1
Kopp, Jeff	LB	91	Southern California.....	1999	6	0
Koppen, Dan	C	67	Boston College.....	2003-10	120	119
Krakau, Merv	LB	53	Iowa State.....	1978	1	0
Kratch, Bob	G	61	Iowa.....	1994-96	40	36
Kuberski, Bob	DT	93	Navy.....	1999	5	0
Kuehn, Art	OC	78	UCLA.....	1983	2	0
Kurpeikis, Justin	LB	47	Penn State.....	2004	5	0

- L -

Ladd, Anthony	WR	18	Cincinnati.....	1998	4	0
LaFreniere, Bill	WR	88	Northeastern.....	1987	0	0
Lambert, Dion	DB	28	UCLA.....	1992-93	30	4
Landry, Anthony	RB	35	Stephen F. Austin.....	1990	0	0
Lane, Max	OT	68	Navy.....	1994-2000	100	70
Langham, Antonio	CB	38	Alabama.....	2000	15	7
Larson, William	RB	34	Western Illinois.....	1960	1	NA
Lassiter, Ike	DE	87	St. Augustine's.....	1970-71	19	16
Law, Ty	CB	24	Michigan.....	1995-2004	141	133
Lawson, Jamie	RB	29	North Carolina State.....	1990	1	0
Lawson, Odell	RB	32	Langston.....	1970-71	16	3
LeBlanc, Michael	RB	27/40	Stephen F. Austin.....	1987	4	2
Lee, John	DE	66	Nebraska.....	1981	4	4
Lee, Keith	DB	22	Colorado State.....	1981-84	54	8
Lee, Kevin	WR	86	Alabama.....	1994-95	7	2
Lee, Robert	G	60	Missouri.....	1960	8	NA
Legette, Bernie	RB	35	Michigan State.....	1993-94	10	0
Lenkaitis, Bill	C	67	Penn State.....	1971-81	151	119
Leo, Bobby	WR	24	Harvard.....	1967-68	3	0
Leo, Charlie	OG	63	Indiana.....	1960-62	34	NA
Leonard, Louis	DL	66	Fresno State.....	2010	0	0
LeVoi, Mark	T	64	Notre Dame.....	2008-10	31	2
Lewis, Bill	C	75	Nebraska.....	1993	7	5
Lewis, Vernon	CB	43	Pittsburgh.....	1993-96	44	2
Light, Matt	T	72	Purdue.....	2001-10	140	139
Lindquist, Paul	DT	67	New Hampshire.....	1961	2	NA
Linne, Larry	WR	80	Texas-El Paso.....	1987	3	3
Lippett, Ronnie	DB	42	Miami (Fla.).....	1983-88, 90-91	122	111
Livingston, Walt	RB	24	Heidelberg.....	1960	3	NA
Lockett, Bret	DB	38	UCLA.....	2009-10	0	0
Lockhart, Eugene	LB	51	Houston.....	1991-92	32	21
Lockwood, Scott	RB	40	Southern Cal.....	1992-93	4	0
Lofton, Oscar	OE	86	S.E. Louisiana.....	1960	14	NA
Lofton, Steve	CB	38	Texas A&M.....	1997	10	0
Long, Charlie	G	76	Tennessee-Chattanooga.....	1961-69	124	17
Long, Mike	OE	87	Brandeis.....	1960	2	NA
Looker, Dane	WR	87	Washington.....	2000	0	0
Lott, Billy	RB	32	Mississippi.....	1961-63	35	NA
Loudd, Rommie	LB	60	UCLA.....	1961-62	27	NA
Loukas, Angelo	G	66	Northwestern.....	1970	2	0
Love, Arther	TE	48	South Carolina St.....	2001	0	0
Love, Kyle	DL	74	Mississippi State.....	2010	9	1
Lowe, Omare	CB	23	Washington.....	2004	3	0
Lowery, Nick	K	7	Dartmouth.....	1978	2	0
Lowry, Orlando	LB	91	Ohio State.....	1989	2	0
Lua, Oscar	LB	49	Southern Cal.....	2007	0	0
Lucas, Ray	WR	15	Rutgers.....	1996	2	0
Lunsford, Mel	DE	72	Central State (Ohio).....	1973-80	92	74
Lyle, Rick	DL	96	Missouri.....	2002-03	21	3

- M -

Mahoney, John "Butch"	CB	23	American International.....	1961	NA	NA
Maillard, Jack	RB	40	Williams.....	1971-72	27	0
Mallard, Wesly	LB	96	Oregon.....	2005	3	0
Mallory, Irvin	DB	43	Virginia Union.....	1971	2	0
Maneri, Steve	T	65	Temple.....	2010	0	0
Mangiero, Dino	NT	96	Rutgers.....	1987	2	0
Mangum, John	DT	74	Southern Mississippi.....	1966-67	28	5
Mankins, Logan	OL	70	Fresno State.....	2005-10	89	89
Marion, Fred	FS	31	Miami (Fla.).....	1982-91	144	113
Maroney, Laurence	RB	39	Minnesota.....	2006-09	45	14
Marsh, Aaron	WR	29	Eastern Kentucky.....	1968-69	28	16
Marshall, Al	WR	88	Boise State.....	1974	4	0
Martin, Curtis	RB	28	Pittsburgh.....	1995-97	45	43



PATRIOTS ALL-TIME ROSTER

Name	Pos.	#	College	Years	GP	GS
Martin, Donald	CB	38	Yale	1973	14	2
Martin, Sammy	WR	82	Louisiana State	1988-91	40	1
Martin, Steve	DT	90	Missouri	2002	14	5
Mason, Dave	S	28	Nebraska	1973	8	1
Mass, Wayne	OT	75	Miami (Fla.)	1972	6	0
Massey, Jim	CB	47	Linfield	1974-75	15	1
Matich, Trevor	OC	64	Brigham Young	1985-88	26	11
Matthews, Bill	LB	53	South Dakota State	1979-81	48	10
Matthews, Henry	RB	35	Michigan State	1972	3	3
Matthews, Michael	TE	80	Georgia Tech	2009	4	0
May, Art	DE	71	Tuskegee	1971	11	5
Mayo, Jerod	LB	51	Tennessee	2008-10	45	44
Mays, Corey	LB	46	Notre Dame	2006-07	9	0
Mayer, Shawn	S	39/23	Penn State	2003-04	12	0
McAlister, James	RB/KR	37	UCLA	1978	16	0
McCabe, Jerry	LB	52	Holy Cross	1987	3	3
McCall, Bob	RB	24	Arizona	1973	8	1
McCarthy, Shawn	P	11	Purdue	1991-92	29	0
McComb, Don	DE	85	Villanova	1960	1	NA
McCourt, Devin	CB	32	Rutgers	2010	16	16
McCrary, Fred	FB	44	Mississippi State	2003	6	3
McCray, Prentice	S	34	Arizona State	1974-80	81	65
McCurry, Dave	S	40	Iowa State	1974	2	0
McDermott, Sean	LS	49	Kansas	2003	1	0
McDougald, Doug	DE	70	Virginia Tech	1980	8	0
McGee, George	OT	75	Southern	1960	14	NA
McGee, Tony	DE	78	Bishop (Texas)	1974-81	119	37
McGinest, Willie	LB	55	Southern Cal	1994-2005	171	146
McGovern, Rob	LB	58	Holy Cross	1992	4	0
McGowan, Brandon	S	30	Maine	2009-10	16	11
McGrew, Lawrence	LB	50	Southern Cal	1980-89	122	74
McGrew, Michael	WR	15	Virginia	2005	0	0
McGruder, Scooter	CB	27	Kent State	1996-97	17	0
McHale, Joe	LB	55	Delaware	1987	3	0
McKay, Bob	OT	66	Texas	1976-78	39	16
McKenzie, Tyrone	LB	44	South Florida	2009	0	0
McKinnon, Don	LB	51	Dartmouth	1963-64	17	NA
McMahon, Art	DB	28	N.C. State	1968-72	43	7
McMurtry, Greg	WR	86	Michigan	1990-93	58	41
McNeil, Emmanuel	NT	92	Tennessee-Martin	1989	1	0
McQuay, Leon	RB	31	Tampa	1975	13	0
McSwain, Chuck	RB	32	Clemson	1987	3	1
McSwain, Rod	CB	23	Clemson	1984-90	90	17
Meggett, David	RB	22	Towson State	1995-97	48	3
Megna, Marc	LB	96/99	Richmond	1999-2000	4	0
Meixler, Ed	LB	52	Boston University	1965	4	NA
Melander, Jon	OG	64	Minnesota	1991	11	3
Merkerson, Ron	LB	50	Colorado	1999	0	0
Meriweather, Brandon	DB	31	Miami (Fla.)	2007-10	64	40
Mesko, Zoltan	P	14	Michigan	2008-10	16	0
Mickens, Ray	CB	38	Texas A&M	2006	4	0
Mildren, Jack	S	45	Oklahoma	1974	14	10
Millen, Hugh	QB	7	Washington	1991-92	20	20
Miller, Al	RB	32	Boston College	1960	14	NA
Miller, Dan	K	6	Miami (Fla.)	1982	2	0
Miller, Jim	QB	13	Michigan State	2004	0	0
Miller, Josh	P	8	Arizona	2004-06	42	0
Millroy, Lawyer	S	36	Washington	1996-2002	112	106
Mills, Garrett	TE	45	Tulsa	2006	0	0
Mirich, Rex	DT	76	Northern Arizona	1970	7	1
Mitchell, Brandon	DE	98	Texas A&M	1997-2001	62	37
Mitchell, Leroy	DB	41	Texas Southern	1967-68	28	28
Mitchell, Mel	S	24	Western Kentucky	2006-07	10	0
Montler, Mike	OT	64	Colorado	1969-72	53	50
Moore, Arthur	DT	75	Tulsa	1973-77	29	0
Moore, Brandon	OT	70	Duke	1993-95	26	0
Moore, Eric	DL	98	Florida State	2010	4	3
Moore, Greg	LB	54	Tennessee-Chattanooga	1987	3	3
Moore, Leroy	DE	61	Ft. Valley State	1961-62	19	NA
Moore, Marty	LB	58/90	Kentucky	1994-99, 2001	96	10
Moore, Rashad	DL	95	Tennessee	2007	1	0
Moore, Steve	OT	67	Tennessee State	1983-87	52	31
Moore, VIII	WR	83	Texas Southern	1995	16	13
Moreland, Earthwind	CB	29	Georgia Southern	2004	9	2
Morey, Sean	WR	85	Brown	1999	2	0
Morgan, Stanley	WR	86	Tennessee	1977-89	180	165
Morris, Aric	S	29	Michigan State	2003	4	0
Morris, Jamie	RB	24	Michigan	1990	5	0
Morris, Jon	OC	56	Holy Cross	1964-74	130	82
Morris, Sammy	RB	34	Texas Tech	2007-10	47	14
Morriss, Guy	OC	75	Texas Christian	1984-87	53	22

PATRIOTS ALL-TIME ROSTER

Name	Pos.	#	College	Years	GP	GS
Mosier, John	TE	88	Kansas	1973	2	2
Moss, Randy	WR	81	Marshall	2007-10	52	51
Moss, Roland	TE	86	Toledo	1971	14	6
Moss, Zefross	T	77	Alabama State	1997-99	42	42
Mowatt, Zeke	TE	81	Florida State	1990	10	0
Mruczkowski, Gene	OL	64	Purdue	2003-06	18	0
Murphy, Bill	WR	31	Cornell	1968	6	5
Murphy, Jim	QB	7	Northeastern	1998	0	0
Murrell, Marques	LB	93	Appalachian State	2010	1	0
Myers, Leonard	CB	25	Miami (Fla.)	2001-02	15	1

- N -

Nance, Jim	RB	35	Syracuse	1965-71	94	66*
Napolski, Eric	LB	49	Connecticut	1988-89	4	0
Neal, Stephen	OL	61	Cal State Bakersfield	2001-10	85	80
Neighbors, Billy	OG	73	Alabama	1962-65	56	NA
Nelson, Edmund	DE	65	Auburn	1988	12	1
Nelson, Steve	LB	57	N. Dakota State	1974-87	174	173
Neumann, Tom	RB	36	Northern Michigan	1963	10	NA
Neville, Tommy	OT	77	Mississippi State	1965-77	160	114*
Nichols, Bob	TE	87	Boston University	1967-68	15	1
Nichols, Ricky	WR	86	East Carolina	1987	1	0
Ninkovich, Rob	LB	50	Purdue	2009-10	31	10
Nugent, David	DE	92	Purdue	2000-01	15	1

- O -

O'Callaghan, Ryan	T	68	California	2006-08	25	7
O'Connell, Kevin	QB	5	San Diego State	2008	2	0
O'Hanley, Ross	DB	25	Boston College	1960-65	63	NA
Ohrnberger, Rich	OL	60	Penn State	2009	3	0
O'Neal, Deltha	CB	21	California	2008	16	10
O'Neill, Pat	P	5	Syracuse	1994-95	24	0
Oakes, Don	OT	71	Virginia Tech	1963-68	27	16
Ohrnberger, Rich	OL	61	Penn State	2009-10	5	0
Ojinnaka, Quinn	OL	69	Syracuse	2010	8	0
Osborne, Chuck	DT	79	Arizona	2000	0	0
Osley, Willie	CB	37	Illinois	1974	10	4
Outlaw, John	DB	44	Jackson State	1969-72	33	19
Overton, Don	RB	29	Fairmont State	1990	7	0
Owen, Tom	QB	17	Wichita State	1976-81	12	1
Owens, Dennis	NT	98	N.C. State	1982-86	71	44

- P -

Page, Jarrad	S	44	UCLA	2010	10	1
Parilli, Babe	QB	15	Kentucky	1961-67	94	11*
Parker, Riddick	DT	97	North Carolina	2001	13	0
Pass, Patrick	RB	35	Georgia	2000-06	78	11
Patrick, Mike	P	2	Mississippi State	1975-78	43	0
Patten, David	WR	86	Western Carolina	2001-04	54	44
Patton, Jerry	DE	72	Nebraska	1975	3	3
Paulk, Jeff	FB	46	Arizona State	2000	1	0
Paxton, Lonie	LS	66	Sacramento State	2000-08	141	0
Pennywell, Carlos	WR	88	Grambling State	1978-81	48	2
Peoples, George	RB	35	Auburn	1983	16	0
Perkins, Willis	OG	NA	Texas Southern	1961	1	NA
Perryman, Robert	RB	34	Michigan	1987-89	41	31
Peterson, Joe	CB	45	Nevada-Reno	1987	3	3
Phifer, Roman	LB	95	UCLA	2001-04	59	46
Phillips, Jess	RB	35	Michigan State	1976-77	27	0
Philpott, Ed	LB	52	Miami (Ohio)	1967-71	68	53
Pickering, Clay	WR	48	Maine	1987	1	0
Pitts, Mike	DE	93	Alabama	1993-94	32	31
Pleasant, Anthony	DE	98	Tennessee State	2001-03	37	27
Plunkett, Art	OT	70	UNLV	1985, 87	22	1
Plunkett, Jim	QB	16	Stanford	1971-75	61	61
Pool, David	CB	27	Carson-Newman	1991-92	31	17
Poole, Tyrone	CB	38	Fort Valley State	2003-05	22	21
Pope, Ken	CB	41	Oklahoma	1974	4	0
Porell, Tom	NT	65	Boston College	1987	1	1
Porter, Willie	DB	27	Texas Southern	1968	13	0
Posey, David	K	9	Florida	1978	11	0
Poteat, Hank	CB	31/32	Pittsburgh	2004-06	12	2
President, Andre	TE	88	Angelo State	1995	1	0
Prestridge, Luke	P	17	Baylor	1984	9	0
Price, Kenny	LB	54	Iowa	1971	1	0
Price, Taylor	WR	17	Ohio	2010	1	0
Profit, Eugene	DB	22	Yale	1986-88	5	0
Pruett, Perry	DB	39	North Texas State	1971	11	1
Pryor, Myron	DL	91	Kentucky	2009-10	22	2
Puetz, Garry	OG	77	Valparaiso	1979-81	36	5
Purnell, Lovett	TE	48/85	West Virginia	1996-98	34	7

PATRIOTS ALL-TIME ROSTER

- R -

Name	Pos.	#	College	Years	GP	GS
Purvis, Vic	WR	31	Southern Mississippi	1966-67	16	0*
Pyne, George	OT	75	Olivet	1965	14	NA
Rademacher, Bill	WR	33	N. Michigan State	1969-70	27	5
Rakoczy, Gregg	OL	71	Miami (Fla.)	1991-92	21	4
Ramsey, Derrick	TE	88	Kentucky	1983-85	46	23
Ramsey, Tom	QB	12	UCLA	1985-88	21	4
Ratkowski, Ray	RB	23	Notre Dame	1961	1	NA
Rawlings, Josh	OL	62	Minnesota	2000	0	0
Ray, Eddie	RB-P	36	Louisiana State	1970	5	1
Ray, Terry	S	23	Oklahoma	1993-96	63	24
Redd, Vince	LB	49	Liberty	2008	5	0
Redding, Reggie	OL	70	Cal State-Fullerton	1992	14	14
Redmond, J.R.	RB	21	Arizona State	2000-02	33	5
Reed, Benton	DE	71	Mississippi	1987	3	3
Rehberg, Scott	T	60	Central Michigan	1997-98	8	0
Rehder, Tom	OT	76	Notre Dame	1988-89	32	0
Reid, Dexter	S	42	North Carolina	2004	13	2
Reilly, Kevin	LB	55	Villanova	1975	4	1
Rembert, Johnny	LB	52	Clemson	1983-92	126	72
Reynolds, Bob	OT	74	Bowling Green	1972-73	20	14
Reynolds, Ed	LB	95	Virginia	1983-91	119	34
Reynolds, Ricky	CB	21	Washington State	1994-96	42	35
Reynolds, Tom	WR	21	San Diego State	1972	12	0
Rheams, Leonta	DL	75	Houston	1998	6	0
Rice, Rodney	DB	43	Brigham Young	1989	10	0
Richard, Darryl	DL	90	Georgia Tech.	2009-2010	3	0
Richards, Dave	OL	62	UCLA	1996	5	0
Richardson, Al	DE	79	Grambling State	1960	3	NA
Richardson, Jesse	DT	75	Alabama	1962-64	42	NA
Richardson, Mike	DB	35	Notre Dame	2007-08	10	0
Richardson, Tom	WR	49	Jackson State	1969-70	15	0
Rivers, Marcellus	TE	82	Oklahoma State	2007	3	0
Robbins, Randy	S	48	Arizona	1992	15	15
Roberts, Tim	DE	94	Southern Mississippi	1995	13	12
Roberts, William	G	76	Ohio State	1995-96	32	27
Robinson, Bo	RB	41	West Texas State	1984	16	1
Robinson, Greg	OT	61/68	Sacramento State	1987	3	3
Robinson, Junior	CB	27	East Carolina	1990	16	0
Robinson, Rex	K	7	Georgia	1982	3	0
Robinson-Randall, Greg	T	64/77	Michigan State	2000-02	35	22
Robotti, Frank	LB-RB	51	Boston College	1961	12	NA
Rogers, Doug	DE	65	Stanford	1984	12	0
Romaniszyn, Jim	LB	53	Edinboro State (Pa.)	1976	11	2
Romeo, Tony	TE	86	Florida State	1962-67	75	0*
Romine, Al	DB	46	Florence State	1961	1	NA
Rowe, Dave	DT	76	Penn State	1971-73	42	33
Rucci, Todd	OG	71	Penn State	1993-99	85	75
Rucker, Reggie	WR	33	Boston University	1971-74	43	38
Rudolph, Jack	LB	80	Georgia Tech.	1960-65	56	NA
Ruegamer, Grey	C/G	67	Arizona State	2000-02	33	3
Russ, Bernard	LB	51	West Virginia	1997-99	9	0
Russell, Leonard	RB	32	Arizona State	1991-93	43	40
Ruth, Mike	NT	65	Boston College	1986-87	8	0
Rutledge, Rod	TE	83	Alabama	1998-2001	63	31
Ruud, Bo	LB	91	Nebraska	2008	0	0

- S -

Sabb, Dwayne	LB	95	New Hampshire	1992-96	73	24
Sacco, Frank	LB	95	Fordham	1987	2	0
Sagapolutele, Pio	DT	75	San Diego State	1996	15	10
Saliz, Lee	QB	12	Temple	1992	0	0
Sam, P.K.	WR	14	Florida State	2004	3	0
Samuel, Asante	CB	22	Central Florida	2003-07	75	53
Sanders, James	S	36	Fresno State	2005-10	84	49
Sanders, John	S	25	South Dakota	1974-76	30	24
Sanders, Lewis	DB	29	Maryland	2008	10	4
Sandham, Todd	OG	72	Northeastern	1987	2	0
Sands, Terrell	DL	74	Tennessee-Chattanooga	2009	1	0
Sanford, Rick	FS	25	South Carolina	1979-84	89	53
Saranovitz, Brian	OG	70	New Hampshire	1987	0	0
Sardisco, Tony	OG	64	Tulane	1960-62	40	NA
Satcher, Doug	LB	58	Southern Mississippi	1966-68	28	26
Sauerbrun, Todd	P	18	West Virginia	2006	2	0
Sawyer, Jon	CB	31	Cincinnati	1987	2	0
Saxon, Mike	P	4	San Diego State	1993	16	0
Saylor, Jace	DL	94	Michigan State	2001	2	1
Scarpito, Bob	WR-P	46	Notre Dame	1968	14	0
Schaum, Greg	DE	76	Michigan State	1978	14	0
Schmidt, Bob	OT	74	Minnesota	1964	14	NA

PATRIOTS ALL-TIME ROSTER

Name	Pos.	#	College	Years	GP	GS
Scholtz, Bruce	LB	51	Texas	1989	8	2
Schottenheimer, Marty	LB	54	Pittsburgh	1969-70	23	5
Schroeder, Bill	WR	18	Wisconsin-La Crosse	1995	0	0
Schubert, Eric	K	1	Pittsburgh	1987	2	1
Schubert, Steve	WR	87	Massachusetts	1974	8	2
Schwedes, Gerhardt	RB	31	Syracuse	1960-61	7	NA
Scott, Chad	CB	30	Maryland	2005-07	17	9
Scott, Clarence	DB	26	Morgan State	1969-72	43	24
Scott, Guss	S	29/39	Florida	2004-06	6	2
Scott, Walter	DL	94	East Carolina	1996	1	0
Scott, Willie	TE	88	South Carolina	1986-88	25	2
Sealby, Randy	LB	53/59	Missouri	1987	2	1
Seau, Junior	LB	55	Southern Cal.	2006-09	38	16
Secules, Scott	QB	10	Virginia	1993	12	4
Sellers, Ron	WR	34	Florida State	1969-71	35	30
Serwanga, Kato	CB	31	California	1998-2000	31	3
Seymour, Richard	DE	93	Georgia	2001-08	111	105
Shaw, Harold	FB	44	Southern Mississippi	1998-2000	35	0
Shaw, Sedrick	RB	23	Iowa	1997-98	14	1
Shaw, Terrance	CB	22	Stephen F. Austin	2001	13	3
Shogog, Ron	SS	42	Austin Peay	1987	3	3
Sherman, Tom	QB-DB	14	Penn State	1968-69	18	7
Shiner, Dick	QB	11	Maryland	1973-74	4	0
Shoate, Rod	LB	56	Oklahoma	1975-81	76	65
Shonta, Chuck	DB	34	Eastern Michigan	1960-67	14	14
Shorts, Peter	DE	90	Illinois State	1989	1	0
Sievers, Eric	TE	85	Maryland	1989-90	24	6
Simerson, John	OT	75	Purdue	1961	10	NA
Simmons, Kendall	G	71	Auburn	2009	1	0
Simmons, Tony	WR	81	Wisconsin	1998-2000	38	9
Sims, Kenneth	DE	77	Texas	1982-89	74	64
Singer, Karl	OT	68	Purdue	1966-68	39	0
Singleton, Chris	LB	55	Arizona	1990-93	33	22
Sisson, Scott	K	9	Georgia Tech	1993	13	0
Skene, Doug	G	74	Michigan	1994	6	6
Slade, Chris	LB	53	Virginia	1993-2000	127	108
Slater, Matthew	WR	18	UCLA	2008-09	43	0
Small, Torrance	WR	84	Alcorn State	2001	3	0
Smerlas, Fred	NT	76	Boston College	1991-92	32	1
Smith, Antwain	RB	32	Houston	2001-03	45	36
Smith, Donnell	DE	65	Southern	1973-74	21	0
Smith, Hal	DT	70	UCLA	1960	10	NA
Smith, John	K	1	Southampton (England)	1974-83	116	0
Smith, Jonathan	WR	81	Georgia Tech	2006	2	0
Smith, Kenny	DL	95	Alabama	2008	0	0
Smith, Le Kevin	DL	90	Nebraska	2006-08	31	0
Smith, Otis	CB	45	Missouri	1996, 2000-02	56	48
Smith, Ricky	DB	27	Alabama State	1982-84	26	0
Smith, Rod	DB	22	Notre Dame	1992-94	48	17
Smith, Sean	DE	97	Georgia Tech	1990-91	17	1
Snyder, Al	WR	38	Holy Cross	1964	2	NA
Soltis, Bob	DB	42	Minnesota	1960-61	3	NA
Songin, Ed "Butch"	QB	11	Boston College	1960-61	28	NA
Spach, Stephen	TE	82	Fresno State	2007-08	5	0
Spann, Antwain	CB	31	Louisiana-Lafayette	2006-08	19	0
Spears, Ron	DE	78	San Diego State	1982-83	8	1
Spikes, Brandon	LB	55	Florida	2010	12	8
Spires, Greg	DE	94	Florida State	1998-2000	42	3
Spring, Shawn	S	29	Ohio State	2009	12	8
St. Jean, Lennie	OG	60	N. Michigan	1964-73	140	96*
Stallworth, Donte	WR	18	Tennessee	2007	16	9
Stanback, Isaiah	WR/QB	15	Washington	2009	6	2
Stanley, Sylvester	NT	63	Michigan	1994	7	0
Stanley, Walter	WR	81	Colorado	1992	13	0
Starks, Duane	CB	23	Miami (Fla.)	2005	7	6
Starring, Stephen	WR	81	McNeese	1983-87	72	33
Staurovsky, Jason	K	4	Tulsa	1988-91	42	0
Steinfort, Fred	K	5	Boston College	1983	9	0
Stenger, Brian	LB	59	Notre Dame	1973	10	2
Stephens, Calvin	G	68	South Carolina	1992	14	1
Stephens, John	RB	44	NW Louisiana State	1988-92	76	59
Stephens, Tom	DB-TE	45	Syracuse	1960-64	49	NA
Stevens, Matt	S	26	Appalachian State	2000-01	16	4
Stingley, Darryl	WR	84	Purdue	1973-77	60	53
Stokes, Barry	OL	75	Eastern Michigan	2008	0	0
Stokes, Eric	C-G	78	Northeastern	1987	1	1
Stokes, J.J.	WR	85	UCLA	2003	2	0
Stolberg, Eric	WR	19	Indiana	1971	0	0
Stone, Michael	S	24	Memphis	2005	13	3
Striegall, Bill	LB	72	College of Pacific	1960	5	NA
Stuckey, Shawn	LB	93	Troy State	1998	6	0



PATRIOTS ALL-TIME ROSTER

Name	Pos.	#	College	Years	GP	GS
Studstill, Pat	P	2	Houston	1972	14	0
Sturt, Fred	G	63	Bowling Green	1976-78	29	0
Suci, Bob	DB	21	Michigan State	1963	14	NA
Sullivan, Chris	DE	74	Boston College	1996-99, 2001	63	20
Swanson, Terry	P	36	Massachusetts	1967-68	24	0
Sweet, Joe	WR	81	Tennessee State	1974	4	0
Sykes, Alfred	WR	13	Florida A&M	1971	4	1

- T -

Taliaferro, Mike	QB	17	Illinois	1968-71	32	25
Tanner, John	LB-DE	53	Tennessee Tech	1973-74	27	2
Tardits, Richard	LB	53	Georgia	1990-92	27	1
Tarver, John	RB	36	Colorado	1972-74	31	15
Tate, Brandon	WR	19	North Carolina	2009	18	11
Tatupu, Mosi	RB	30	Southern Cal	1978-90	194	22
Taylor, Chris	RB	35	Indiana	2009	0	0
Taylor, Fred	RB	21	Florida	2009	13	1
Taylor, Gene	WR	82	Fresno State	1991	1	0
Taylor, Greg	RB	45	Virginia	1982	1	0
Taylor, Kitrick	WR	49	Washington State	1989	4	0
Testaverde, Vinny	QB	14	Miami (Fla.)	2006	3	0
Tharpe, Larry	OT	77	Tennessee State	1996	0	0
Thomas, Adalius	LB	96	Southern Mississippi	2007-09	39	35
Thomas, Ben	DE	99	Auburn	1985	15	0
Thomas, Blair	RB	32	Penn State	1994	3	0
Thomas, David	TE	86	Texas	2006-08	32	13
Thomas, Donnie	LB	51	Indiana	1976	3	1
Thomas, Gene	RB	22	Florida A&M	1968	9	4
Thomas, Henry	DT	95	Louisiana State	1997-2000	64	52
Thomas, Santonio	DL	92	Miami (Fla.)	2007	4	0
Thompson, Leroy	RB	36	Penn State	1994	16	1
Thompson, Reyna	CB	21	Baylor	1993	15	6
Timpson, Michael	WR	83	Penn State	1989-94	70	25
Tippett, Andre	LB	56	Iowa	1982-88, 90-93	151	139
Tipton, Dave	NT	60	Western Illinois	1975-76	12	0
Toler, Ken	WR	82	Mississippi	1981-82	25	0
Toner, Ed	DT	75	Massachusetts	1967-70	26	0
Towns, Bobby	DB	34	Georgia	1961	2	NA
Traylor, Keith	NT	98	Central State (Okla.)	2004	16	10
Trull, Don	QB	19	Baylor	1967	7	3
Tucker, Erroll	DB	21	Utah	1989	5	0
Tucker, Ross	OL	69	Princeton	2005	1	0
Tuitele, Maugauala	LB	47/59	Colorado State	2000-02	5	0
Tupa, Tom	P	19	Ohio State	1996-98	48	0
Turner, Bake	WR	40	Texas Tech	1970	14	13
Turner, Bill	DE	74	Boston College	1987	2	0
Turner, Kevin	RB	34	Alabama	1992-94	48	19
Turner, T.J.	LB	99	Michigan State	2001	2	0
Twombly, Darren	C	64	Boston College	1987	1	1

- V -

van Eeghen, Mark	RB	34	Colgate	1982-83	24	16
Vataha, Randy	WR	18	Stanford	1971-76	82	44
Vaughn, Jon	RB	24	Michigan	1991-92	32	7
Ventrone, Ray	DB	41	Villanova	2007-08	17	0
Veris, Garin	DE	60/90	Stanford	1985-88, 90-91	78	46
Viaene, David	OT	70	Minnesota-Duluth	1989-90	20	8
Villa, Danny	OT	75	Arizona State	1987-91, 97	75	62
Vinatieri, Adam	K	4	South Dakota State	1996-2005	160	0
Virkus, Scott	DE	70	San Francisco CC	1984	5	0
Vollmer, Sebastian	OL	76	Houston	200-10	30	24
Vrabel, Mike	LB	50	Ohio State	2001-08	125	110

- W -

Wagner, Bryan	P	9	Cal State-Northridge	1991, 95	8	0
Walker, Bruce	NT/DT	91	UCLA	1994-95	11	4
Walker, Mike	K	12	None	1972	8	0
Walter, Ken	P	13/15	Kent State	2001-03, 06	46	0
Ward, David	LB	94	Southern Arkansas	1989	16	0
Ward, Dedric	WR	17	Northern Iowa	2003	4	0
Warren, Gerard	DL	92	Florida	2010	16	10
Warren, Lamont	RB	27	Colorado	1999	16	2
Warren, Ty	DL	94	Texas A&M	2003-10	106	92
Washington, Clyde	DB	31	Purdue	1960-61	27	NA
Washington, John	DT	76	Oklahoma State	1993	16	13
Washington, Kelley	WR	15	Tennessee	2007-08	24	0
Washington, Mark	CB	46	Morgan State	1979	12	0
Washington, Mickey	CB	21	Texas A&M	1990-91	25	4
Washington, Ted	NT	92	Louisville	2003	10	10
Watson, Benjamin	TE	84	Georgia	2004-09	71	47
Watson, Dave	G	67	Georgia Tech	1963-64	28	NA
Weathers, Robert	RB	24	Arizona State	1982-86	44	6

PATRIOTS ALL-TIME ROSTER

Name	Pos.	#	College	Years	GP	GS
Weathers, Clarence	WR	82	Delaware State	1983-84	25	0
Weaver, Jed	TE	85	Oregon	2004	10	1
Webb, Don	DB	42	Iowa State	1961-71	134	60*
Webster, George	LB	90	Michigan State	1974-76	37	25
Webster, Jason	CB	23	Texas A&M	2008	3	0
Weisacosky, Ed	LB	66	Miami (Fla.)	1971-72	28	23
Weishuhn, Clayton	LB	53	Angelo State	1982-84, 86	30	26
Welch, Claxton	RB	43	Oregon	1973	2	1
Welker, Wes	WR	83	Texas Tech	2007-10	59	51
Wells, Billy	RB	41	Michigan State	1960	12	NA
Wendell, Ryan	C	69	Fresno State	2009-10	16	2
West, Mel	RB	24	Missouri	1961	4	NA
Westbrook, Don	WR	83	Nebraska	1977-81	71	1
Weston, Kade	DE	66	Georgia	2010	0	0
Whalen, Jim	TE	82	Boston College	1965-69	70	27*
Wheatley, Terrence	CB	22	Colorado	2008-10	11	1
Wheeler, Dwight	OT	62	Tennessee State	1978-83	72	39
Wheeler, Mark	DT	97	Texas A&M	1996-98	40	31
Whigham, Larry	S	25	NE Louisiana	1994-2000	106	4
White, Adrian	S	38	Florida	1993	5	4
White, David	LB	51	Nebraska	1993	6	0
White, Harvey	QB	10	Clemson	1960	9	NA
White, Jeff	K-P	2	Texas El Paso	1973	11	0
White, Jim	DE	87	Colorado State	1972	13	6
White, Reggie	DT/NT	90	North Carolina A&T	1995	16	9
White, Tracy	LB	58	Howard	2010	16	0
Whittingham, Fred	LB	53	Cal Poly	1970	13	0
Whitten, Todd	QB	15	Stephen F Austin	1987	1	0
Wichard, Murray	DE	90	Frostburg State	1987	3	0
Wiggins, Jermaine	TE	85	Georgia	2001	20	8
Wilburn, Steve	DE	99	Illinois State	1987	3	3
Wilfork, Vince	DT	75	Miami (Fla.)	2004-10	105	95
Wilhite, Jonathan	CB	24	Auburn	2008-10	39	13
William, J.R.	LB-C	55	Louisiana Tech	1968-70	38	2
Williams, Brent	DE	96	Toledo	1986-93	121	102
Williams, Brian	TE	49	Southern	1982	1	0
Williams, Brooks	TE	80	North Carolina	1983	13	1
Williams, Derwin	WR	82	New Mexico	1985-87	42	1
Williams, Ed	LB	54	Texas	1984-87, 90	62	10
Williams, Gemara	CB	42	Buffalo	2006	0	0
Williams, Grant	T	76	Louisiana Tech	2000-01	29	12
Williams, Jon	RB	44	Penn State	1984	9	0
Williams, Larry	G	75	Notre Dame	1992	13	9
Williams, Lester	NT	72	Miami (Fla.)	1982-85	40	13
Williams, Perry	CB	38	Clemson	1987	3	0
Williams, Tank	S	26	Stanford	2008	0	0
Williams, Toby	DE	90	Nebraska	1983-88	80	56
Wilson, Curtis	OC	75	Missouri	1989	0	0
Wilson, Darrell	DB	47	Connecticut	1981	1	0
Wilson, Darryal	WR	48	Tennessee	1983	9	0
Wilson, David	DB	26	California	1992	1	0
Wilson, Ed	QB	12	Arizona	1965	14	NA
Wilson, Eugene	DB	26	Illinois	2003-07	62	55
Wilson, Jerrel	P	4	Southern Mississippi	1978	14	0
Wilson, Joe	RB	23	Holy Cross	1974	12	0
Wilson, Marc	QB	15	Brigham Young	1989-90	30	10
Windsor, Bob	TE	86	Kentucky	1972-75	48	44
Wirgowski, Dennis	DE	70	Purdue	1970-72	37	36
Witt, Mel	DT	70	Arlington State	1967-70	35	14
Wohlabaugh, Dave	C	64	Syracuse	1995-98	57	57
Wonsley, George	RB	53	Mississippi State	1989	5	0
Woodhead, Danny	RB	39	Chadron State	2010	14	3
Woods, Carl	RB	34	Vanderbilt	1987	2	0
Woods, Pierre	LB	58	Michigan	2006-09	54	8
Woody, Damien	C	65	Boston College	1999-2003	78	76
Wooten, Ron	OG	61	North Carolina	1982-88	98	96
Wren, Darryl	CB	27	Pittsburg (Kan.) State	1993-94	33	5
Wright, Elmo	WR	17	Houston	1975	8	4
Wright, Mike	DL	99	Cincinnati	2005-10	80	21
Wyman, Devin	DT	72	Kentucky State	1996-98	15	4

- Y -

Yancy, Carlos	CB	40	Georgia	1995	4	0
Yates, Billy	G	74	Texas A&M	2005-08	22	11
Yates, Bob	OT-G-C	50	Syracuse	1960-65	67	NA
Yewcic, Tom	P-QB	14	Michigan State	1961-66	77	NA

- Z -

Zabel, Steve	LB	54	Oklahoma	1975-78	50	48
Zackery, Tony	FS	25	Washington	1990-91	19	0
Zamberlin, John	LB	54	Pacific Lutheran	1979-82	56	15
Zendejas, Joaquin	K	2	LaVerne (Calif.)	1983	2	0
Zereoue, Amos	RB	31	West Virginia	2005	3	0
Zolak, Scott	QB	16	Maryland	1992-98	53	7



PATRIOTS ALL-TIME DRAFT

2010

Rd	Player	Pk	Pos	College
1d	(Traded to Denver)	22		
1b	(Traded to Dallas)	24		
1c	Devin McCourty	27	CB	Rutgers
2a	Rob Gronkowski	42	TE	Arizona
2b	(Traded to Oakland)	44		
2c	(Traded to Arizona)	47		
2d	Jermaine Cunningham	53	DE	Florida
2e	(Traded to Houston)	58		
2f	Brandon Spikes	62	LB	Florida
3a	(Traded to Carolina)	89		
3b	Taylor Price	90	WR	Ohio University
4a	Aaron Hernandez	113	TE	Florida
4b	(Traded to Dallas)	119		
5	Zoltan Mesko	150	P	Michigan
6a	(Traded to Oakland)	190		
6b	Ted Larsen	205	OL	N.C. State
7a	Thomas Welch	208	OL	Vanderbilt
7b	(Traded to Washington)	229		
7c	(Traded to Washington)	231		
7d	Brandon Deaderick	247	DL	Alabama
7e	Kade Weston	248	DL	Georgia
7f	Zac Robinson	250	QB	Oklahoma St.

2010 Draft Notes

For more details on all trades involving draft picks, please see trades list on following pages.

6b, 7d, 7e, 7f were awarded as compensatory draft choices.

- 1a Pick traded to Denver in exchange for a 2010 first-round pick (24th) and a 2010 fourth-round pick (113th).
- 1b Pick acquired from Denver in previously mentioned trade.
- 1c Pick acquired from Dallas with their 2010 third-round (90th) pick in exchange for a 2010 first-round pick (24th) and a 2010 fourth-round pick (119th).
- 2a Pick acquired from Oakland in exchange for the Patriots' 2010 second-round pick (44th) and their 2010 sixth-round pick (190th).
- 2b Pick traded to Oakland in previously mentioned trade. Pick was originally acquired from Jacksonville in a 2009 draft day trade.
- 2c Pick traded to Arizona in exchange for a 2010 second-round pick (58th) and a 2010 third-round pick (89th). Pick was originally acquired from Tennessee in a 2009 draft day trade.
- 2e Pick traded to Houston in exchange for a 2010 second-round pick (62th) and a fifth-round pick (150th). Pick was originally acquired from Arizona in previously mentioned trade.
- 2f Pick acquired from Houston in previously mentioned trade.
- 3a Pick traded to Carolina in exchange for a 2011 second-round pick. Pick was originally acquired from Arizona in previously mentioned trade.
- 3b Pick acquired from Dallas in previously mentioned trade.
- 4a Pick acquired from Denver in previously mentioned trade.
- 5a Pick acquired from Houston in previously mentioned trade.
- 6a Pick traded to Oakland in previously mentioned trade.
- 7a Pick acquired from Washington in exchange for two 2010 seventh-round picks (229th and 231st).
- 7b Pick traded to Washington in previously mentioned trade.
- 7c Pick traded to Washington in previously mentioned trade. Pick was originally acquired in 2009 draft day trade from Philadelphia.

2009

Rd	Player	Pk	Pos	College
1	(Traded to Baltimore)	23		
2a	Patrick Chung	34	S	Oregon
2b	Ron Brace	40	DL	Boston College
2c	Darius Butler	41	DB	Connecticut
2d	Sebastian Vollmer	58	OL	Houston
3a	Brandon Tate	83	WR	North Carolina
3b	Tyrone McKenzie	97	LB	South Florida
4	Rich Ohrmberger	123	OL	Penn State
5a	(Traded to Philadelphia for WR Greg Lewis)			
5b	George Bussey	170	LS	Louisville
6a	Jake Ingram	198	LS	Hawaii
6b	Myron Pryor	207	DL	Kentucky
7a	Julian Edelman	232	WR	Kent State
7b	Darryl Richard	234	DL	Georgia Tech

2009 Draft Notes

For more details on all trades involving draft picks, please see trades list on following pages.

3b, 5 and 6b were awarded as compensatory draft choices.

- 1 Pick traded to Baltimore for a 2009 first-round pick (26 overall) and a 2009 fifth-round pick (162 overall). The Patriots used subsequent trades to turn those picks into selections 2c, 3a and 7a in addition to a 2010 second-round choice.
- 2a Pick acquired from Kansas City in exchange for QB Matt Cassel and LB Mike Vrabel.
- 2b Pick acquired from Oakland in exchange for a 2009 second-round pick (47 overall), a 2009 fourth-round pick (124 overall) and a

2010 New England Patriots

2009 (Cont.)

- 2009 sixth-round pick (199 overall).
- 2c Pick acquired from Green Bay along with two 2009 third-round picks (73 overall and 83 overall) in exchange for a 2009 first-round pick (26 overall) and a 2009 fifth-round pick (162 overall).
- 3a Pick acquired from Green Bay along with a 2009 second-round pick (41 overall) and a 2009 third-round pick (73 overall) in exchange for a 2009 first-round pick (26 overall) and a 2009 fifth-round pick (162 overall).
- 4Pick acquired from Baltimore along with a 2009 sixth-round selection (198 overall) in exchange for two 2009 fifth-round selections (137 overall and 141 overall) that had been acquired from Philadelphia in exchange for CB Ellis Hobbs.
- 6a Pick acquired from Baltimore along with a 2009 fourth-round selection (123 overall) in exchange for two 2009 fifth-round selections (137 overall and 141 overall) that had been acquired from Philadelphia in exchange for CB Ellis Hobbs.
- 7a Pick acquired from Jacksonville along with a 2010 second-round pick in exchange for a 2009 third-round pick (73 overall).

2008

Rd	Player	Pk	Pos	College
1	Jerod Mayo	10	LB	Tennessee
2	Terrence Wheatley	62	CB	Colorado
3a	Shawn Crable	78	LB	Michigan
3b	Kevin O'Connell	94	QB	San Diego State
4	Jonathan Wilhite	129	CB	Auburn
5	Matthew Slater	153	WR	UCLA
6	Bo Ruud	197	LB	Nebraska

2008 Draft Notes

For more details on all trades involving draft picks, please see trades list on following pages.

- 1 Pick acquired from New Orleans along with a 2008 third-round selection (78 overall - LB Shawn Crable) in exchange for a 2008 first-round selection (7 overall) and a 2008 fifth-round selection (164 overall).
- 3a Pick acquired from New Orleans along with a 2008 first-round selection (10 overall - LB Jerod Mayo) in exchange for a 2008 first-round selection (7 overall) and a 2008 fifth-round selection (164 overall).
- 5 Pick acquired from Tampa Bay in exchange for a 2008 fifth-round selection (160 overall) and a 2008 seventh-round selection (238 overall).

2007

Rd	Player	Pk	Pos	College
1	Brandon Meriweather	24	DB	Miami (Fla.)
2	(To Miami as part of trade for WR Wes Welker)			
4a	(To Oakland in exchange for WR Randy Moss)			
4b	Kareem Brown	127	DL	Miami (Fla.)
5	Clint Oldenburg	171	T	Colorado State
6a	Justin Rogers	180	LB	Southern Methodist
6b	Mike Richardson	202	CB	Notre Dame
6c	Justise Hairston	208	RB	Central Connecticut
6d	Corey Hilliard	209	T	Oklahoma State
7a	Oscar Lua	211	LB	Southern Cal
7b	(To Miami as part of trade for WR Wes Welker)			
7c	Mike Elgin	247	G/C	Iowa

2007 Draft Notes

For more details on all trades involving draft picks, please see trades list on following pages.

5, 6c, 6d and 7c were awarded as compensatory draft choices.

- 1 Pick acquired from Seattle in exchange for WR Deion Branch.
- 4a Pick acquired from San Francisco along with a 2008 first-round selection in exchange for a 2007 first-round selection (28 overall).
- 6a Pick acquired from Arizona in exchange for T Brandon Gorin.
- 7a Pick Acquired from Oakland along with a 2008 third-round selection in exchange for a 2007 third-round selection (91 overall).

2006

Rd	Player	Pk	Pos	College
1	Laurence Maroney	21	RB	Minnesota
2	Chad Jackson	36	WR	Florida
3	David Thomas	86	TE	Texas
4a	Garrett Mills	106	FB	Tulsa
4b	Stephen Gostkowski	118	K	Memphis
5	Ryan O'Callaghan	136	T	California
6a	Jeremy Mincey	191	LB	Florida
6b	Dan Stevenson	205	G	Notre Dame
6c	Le Kevin Smith	206	DL	Nebraska
7	Willie Andrews	229	DB	Baylor

2006 Draft Notes

6b and 6c were awarded as compensatory draft choices.

- 2 Pick acquired from Green Bay in exchange for a 2006 second-round pick (52 overall) and a 2006 third-round pick (75 overall)
- 4a Pick acquired from Detroit in exchange for a 2005 fifth-round pick



www.patriots.com

PATRIOTS ALL-TIME DRAFT

2006 (Cont.)

(145 overall) and a 2005 sixth-round pick (206 overall)
 5 Pick acquired from Oakland along with a 2005 seventh-round pick (230 overall) in exchange for a 2005 sixth-round pick (175 overall).

2005

Rd	Player	Pk	Pos	College
1	Logan Mankins	32	OL	Fresno State
3a	Ellis Hobbs	84	CB	Iowa State
3b	(To Arizona as part of trade for CB Duane Starks)			
3c	Nick Kazur	100	T	Toledo
4	James Sanders	133	S	Fresno State
5a	(To Arizona as part of trade for CB Duane Starks)			
5b	Ryan Claridge	170	LB	Nevada-Las Vegas
7a	Matt Cassel	230	QB	Southern Cal
7b	Andy Stokes	235	TE	William Penn

2005 Draft Notes

- 3c, 5b and 7b were awarded as compensatory draft choices.
 3a Pick acquired from Baltimore along with a 2005 sixth round choice (195 overall) and a 2006 third round choice in exchange for a 2005 second round choice (64 overall).
 7a Pick acquired from Oakland along with a 2006 fifth round choice (136 overall) in exchange for a 2005 sixth round choice (175 overall)

2004

Rd	Player	Pk	Pos	College
1a	Vince Wilfork	21	DT	Miami (Fla.)
1b	Benjamin Watson	32	TE	Georgia
2a	(To Cincinnati in exchange for RB Corey Dillon)			
2b	Marquise Hill	63	DE	Louisiana State
3	Guss Scott	95	S	Florida
4a	Dexter Reid	113	S	North Carolina
4b	Cedric Cobbs	128	RB	Arkansas
5	P.K. Sam	164	WR	Florida State
6	(To Pittsburgh in compensation for RFA Rodney Bailey)			
7	Christian Morton	233	CB	Illinois

2004 Draft Notes

- 1a Pick acquired from Baltimore along with a 2003 second round pick (41 overall) in exchange for a 2003 first round selection (19 overall).
 4a Pick acquired from New Orleans along with a 2003 third round pick (78 overall) and a 2003 seventh round choice (239th overall) in exchange for S Tebucky Jones.

2003

Rd	Player	Pk	Pos	College
1	Ty Warren	13	DT	Texas A&M
2a	Eugene Wilson	36	CB	Illinois
2b	Bethel Johnson	45	WR	Texas A&M
4a	Dan Klecko	117	DT	Temple
4b	Asante Samuel	120	CB	Central Florida
5	Dan Koppen	164	C	Boston College
6	Kliff Kingsbury	201	QB	Texas Tech
7a	Spencer Nead	234	TE	BYU
7b	Tully Banta-Cain	239	LB	California
7c	Ethan Kelley	243	DT	Baylor

2003 Draft Notes

- 1 Pick acquired from Chicago for the Patriots 2003 first round pick (14 overall) and a 2003 sixth round pick (193 overall).
 2a Pick acquired from the Houston Texans along with a 2003 fourth round pick (117 overall) for a 2003 second round pick (41 overall) and a 2003 third round pick (75 overall).
 2b Pick acquired from the Carolina Panthers for a 2003 second round pick (50 overall) and a 2003 fourth round pick (120 overall).
 4a Pick acquired from the Houston Texans along with a 2003 second round pick (36 overall) for a 2003 second round pick (41 overall) and a 2003 third round pick (75 overall).
 4b Pick acquired from Denver for a 2003 fourth round pick (128 overall) and a 2003 fifth round pick (157 overall).
 5 Pick acquired from the Tennessee Titans along with a 2003 sixth round pick (201 overall) and a 2003 seventh round pick (243 overall) for a 2003 fifth round pick (154 overall) and a 2003 seventh round pick (225 overall).
 6 Pick acquired from the Tennessee Titans along with 2003 fifth round pick (164 overall) and a 2003 seventh round pick (243 overall) for the a 2003 fifth round pick (154 overall) and a 2003 seventh round pick (225 overall).
 7b Pick acquired from New Orleans along with a 2003 third round pick (78 overall) and a 2004 fourth round pick for Tebucky Jones.
 7c Pick acquired from the Tennessee Titans a 2003 fifth round pick (164 overall) and a 2003 sixth round pick (201 overall) for the Patriots 2003 fifth round pick (154 overall) and a 2003 seventh round pick (225 overall).

2002

Rd	Player	Pk	Pos	College
1	Daniel Graham	21	TE	Colorado
2	Deion Branch	65	WR	Louisville
4a	Rohan Davey	117	QB	LSU
4b	Jarvis Green	126	DE	LSU
7a	Antwoine Womack	237	RB	Virginia
7b	David Givens	253	WR	Notre Dame

2002 Draft Notes

- 1 Pick acquired from Washington for the Patriots first round pick (32nd overall), third round pick (96th) and seventh round pick (234th) of the 2002 draft.
 4a Pick obtained from the Denver Broncos in exchange for the Patriots 2002 fourth round pick (131st overall) and fifth round (144th).
 4b Pick acquired from Green Bay for WR Terry Glenn.
 7a Pick obtained from the Dallas Cowboys, along with 2003 fifth round choice, in exchange for the Patriots 2002 fifth round pick (168th overall).

2001

Rd	Player	Pk	Pos	College
1	Richard Seymour	6	DT	Georgia
2	Matt Light	48	OL	Purdue
3	Brock Williams	86	CB	Notre Dame
4a	Kenyatta Jones	96	OL	South Florida
4b	Jabari Holloway	119	TE	Notre Dame
5	Hakim Akbar	163	S	Washington
6a	Arther Love	180	TE	South Carolina State
6b	Leonard Myers	200	CB	Miami (Fla.)
7a	Owen Pochman	216	K	Brightman Young
7b	T.J. Turner	239	LB	Michigan State

2001 Draft Notes

- 5, 6b and 7b denote compensatory picks obtained from the NFL.
 2 Pick acquired from Detroit for a 2001 second round (50 overall, from Pittsburgh) pick and a sixth round (173 overall, from San Francisco) pick
 3 Pick acquired from Minnesota (NE trades third round selection - 69 overall to Minnesota for their third round pick - 86 overall and fourth round selection - 119 overall)
 4a Pick acquired from San Diego (NE trades fourth round selection - 112 overall and fifth round selection - 139 overall to San Diego for their fourth round pick - 96th overall)
 4b Pick from Minnesota in previously mentioned trade
 6a Pick acquired from Detroit (NE trades fifth round selection-149 overall to Detroit for their sixth round pick-180 overall and their seventh round pick-216 overall)
 7a Pick from Detroit in previously mentioned trade

2000

Rd	Player	Pk	Pos	College
1	Pick to N.Y. Jets			16
2	Adrian Klemm	46	T	Hawaii
3	J.R. Redmond	76	RB	Arizona State
4	Greg Robinson-Randall	127	T	Michigan State
5a	Dave Stachelski	141	TE	Boise State
5b	Jeff Marriotti	161	DT	Missouri
6a	Antwan Harris	187	CB	Virginia
6b	Tom Brady	199	QB	Michigan
6c	David Nugent	201	DT	Purdue
7a	Pick to San Francisco from Philadelphia			
7b	Casey Tisdale	226	LB	New Mexico
7c	Patriot Pass	239	RB	Georgia

2000 Draft Notes

- 1 Awarded to N.Y. Jets in compensation for Bill Belichick
 4b, 6c and 7c denote compensatory picks obtained from the NFL.
 5b From the St. Louis Rams for DE Mike Jones
 7a Pick acquired from Philadelphia for WR Dietrich Jells, then traded to San Francisco for a sixth round pick in 2001.

1999 Supplemental Draft

Rd	Player	Pos	College
4	J'Juan Cherry	CB	Arizona State

1999

Rd	Player	Pk	Pos	College
1a	Damien Woody	17	LB	Boston College
1b	Choice to Seattle	20	C	
1c	Andy Katzenmoyer	28	LB	Ohio State
2a	Kevin Faulk	46	RB	LSU
2b	Pick to Tennessee			52
3a	Pick to Seattle			82
3b	Tony George	91	DB	Florida
4a	Pick to Tennessee	117		
5	Derrick Fletcher	154	OL	Baylor
6a	Marcus Washington	180	DB	Colorado
6b	Pick to Seattle			191



PATRIOTS ALL-TIME DRAFT

1999 (Cont.)

7a	Michael Bishop	227	QB	Kansas State
7b	Sean Morey	241	WR	Brown
1999 Draft Notes				
1b	Pick to Seattle - (NE trades picks-20th, 82nd and 191st overall for Seattle's 1999 1st round pick-17th overall)			
1c	FROM N.Y. JETS IN COMPENSATION FOR BILL PARCELLS			
2b	Pick to Tennessee - (NE trades picks-52nd and 117th overall for Tennessee's 1999 2nd round pick-46th overall)			
3a	Pick to Seattle in previously mentioned trade			
3b	From Minnesota Vikings in a trade for CB Jimmy Hitchcock			
4a	Pick to Tennessee in previously mentioned trade			
4b	From Baltimore Ravens in a trade for TE Lovett Purnell			
6b	Pick to Seattle in previously mentioned trade			
7b	From the NFL as compensation for losing free agent FBs Keith Byars and Sam Gash			

1998

Rd	Player	Pk	Pos	College
1a	Robert Edwards	18	RB	Georgia
1b	Tebucky Jones	22	DB	Syracuse
2a	Tony Simmons	52	WR	Wisconsin
2b	Rod Rutledge	54	TE	Alabama
3a	Chris Floyd	81	FB	Michigan
3b	Greg Spires	83	DE	Florida State
4	Leonta Rheams	115	DT	Houston
5	Ron Merkerson	145	LB	Colorado
6	Harold Shaw	176	RB	Southern Mississippi
7	Jason Andersen	211	OL	Brigham Young

1998 Draft Notes

- 1a From N.Y. Jets in compensation for Curtis Martin
- 2a From N.Y. Jets in compensation for Bill Parcells
- 3a From N.Y. Jets in compensation for Curtis Martin

1997

Rd	Player	Pk	Pos	College
1	Chris Canty	29	DB	Kansas State
2	Brandon Mitchell	59	DT	Texas A&M
3a	Sedrick Shaw	61	RB	Iowa
3b	Chris Carter	89	DB	Texas
4a	Damon Denson	97	OL	Michigan
4b	Ed Ellis	125	OL	Buffalo
5	Vernon Crawford	159	LB	Florida State
6	Tony Gaiter	192	WR	Miami (Fla.)
7	Scott Rehberg	230	OL	Central Michigan

1997 Draft Notes

- 3a From N.Y. Jets in compensation for Bill Parcells
- 4a From N.Y. Jets in compensation for Bill Parcells

1996

Rd	Player	Pk	Pos	College
1	Terry Glenn	7	WR	Ohio State
2a	Lawyer Milloy	36	DB	Washington
2b	Pick to Oakland			
3a	Pick to Kansas City			
3b	Pick to Detroit			
3c	Tedy Bruschi	86	LB	Arizona
4a	Heath Irwin	101	G	Colorado
4b	Chris Sullivan	119	DE	Boston College
4c	Kantroy Barber	124	FB	West Virginia
5a	John Elmore	139	G	Texas
5b	Christian Peter	149	DT	Nebraska
6a	Chris Griffin	173	TE	New Mexico
6b	Mario Grier	195	RB	Tenn.-Chattanooga
6c	Devin Wymann	206	DT	Kentucky State
7a	Lovett Purnell	216	TE	West Virginia
7b	J.R. Conrad	247	G	Oklahoma

1996 Draft Notes

- 2b Pick to Oakland - (NE trades pick-57th overall for Oakland's 1996 third round selection-76th overall, 1996 fourth-round selection-124th overall and fifth-round pick-149th overall)
- 3a Pick to Kansas City - (NE trades pick for Kansas City's 1995 fourth round pick, 112 overall--Dave Wohlabaugh)
- 3b Pick to Detroit - (NE trades pick-76th overall to Detroit for their third round selection-86th overall, fourth-119th overall and sixth round-195th overall selections)
- 3c From Detroit in previously mentioned trade
- 4c From Detroit in previously mentioned trade
- 4d From S.F. through Oakland
- 5b From Oakland in previously mentioned trade
- 6b From Detroit in previously mentioned trade
- 6c Compensatory Pick
- 7b Compensatory Pick

1995

Rd	Player	Pk	Pos	College
1	Ty Law	23	CB	Michigan
2	Ted Johnson	57	LB	Colorado
3a	Curtis Martin	74	RB	Pittsburgh
3b	Jimmy Hitchcock	88	CB	North Carolina
4a	David Wohlabaugh	112	C	Syracuse
4b	Pick to Pittsburgh			
5	Pick to Houston			
6	Dino Philyaw	195	RB	Oregon
7	Carlos Yancy	234	CB	Georgia

1995 Draft Notes

- 3a From Eagles in compensation for FB Kevin Turner
- 4a From Kansas City for Patriots 1996 third round pick
- 4b Pick traded to Pittsburgh for RB Leroy Thompson
- 5 Awarded to Houston in compensation for restricted free agent DE Tim Roberts
- 7 From Cleveland in exchange for the 231st selection

1994

Rd	Player	Pk	Pos	College
1	Willie McGinest	4	LB	Southern Cal
2	Kevin Lee	35	WR	Alabama
3a	Pick to San Diego			
3b	Ervin Collier	78	NT	Florida A&M
3c	Joe Burch	90	C	Texas Southern
4a	Pick to Arizona			
4b	John Burke	121	TE	Virginia Tech
5a	Pick to San Diego			
5b	Pat O'Neill	135	P	Syracuse
6a	Steve Hawkins	166	WR	Western Michigan
6b	Max Lane	168	OT	Navy
7a	Jay Walker	198	QB	Howard
7b	Marty Moore	222	LB	Kentucky

1994 Draft Notes

- 3a Traded to San Diego along with a fifth-round pick (137th overall) for the Chargers' third round choice (78th overall) and RB Marion Butts
- 3b From San Diego in trade described earlier
- 3c From Miami, along with a 1993 draft pick, Todd Rucci, in exchange for WR Irving Fryar
- 4a Traded to Arizona for its fourth round pick from Miami, 121 overall, and its fifth round pick from the LA Rams, 135 overall
- 6b From Seattle in a trade for Jon Vaughn
- 7b From Dallas in exchange for QB Hugh Millen

1993

Rd	Player	Pk	Pos	College
1	Drew Bledsoe	1	QB	Washington St.
2a	Chris Slade	31	LB	Virginia
2b	Todd Rucci	51	OL	Penn State
2c	Vincent Brisby	58	WR	NE Louisiana
4a	Kevin Johnson	86	NT	Texas Southern
4b	Corwin Brown	110	DB	Michigan
5a	Scott Sisson	113	K	Georgia Tech
5b	Richard Griffith	138	TE	Arizona
6	Lawrence Hatch	142	DB	Florida
8	Troy Brown	198	WR/KR	Marshall

1993 Draft Notes

- 2b From Miami, along with a 1994 draft pick, in exchange for WR Irving Fryar
- 2c As a result of the L.A. Raiders passing on their selection in the second round, the Patriots' first selection of the third round reverted to being the 27th pick in the second round
- 4b From Green Bay in exchange for RB John Stephens. The Patriots then traded that pick, 15th in round and 99th overall, to San Diego in exchange for the Chargers' 1993 fourth round, 110th pick and a 1993 fifth round, 138th pick

1992

Rd	Player	Pk	Pos	College
1	Eugene Chung	13	OL	Virginia Tech
2	Rod Smith	35	DB	Noire Dame
3a	Todd Collins	64	LB	Carson-Newman
3b	Kevin Turner	71	RB	Alabama
4a	Dion Lambert	90	CB	UCLA
4b	Darren Anderson	93	CB	Toledo
5	Dwayne Sabb	116	LB	New Hampshire
6	Tracy Boyd	165	OG	Elizabeth City St.
7a	Wayne Hawkins	176	WR	Southwest St.
7b	Jim Gray	194	DT	West Virginia
8a	Scott Lockwood	204	RB	Southern Cal.
8b	Sam Gash	205	RB	Penn State
9	David Dixon	232	DT	Arizona State
10a	Turner Baur	261	TE	Stanford



PATRIOTS ALL-TIME DRAFT

1992 (Cont.)

10b	Steve Gordon	277	OC	California
11	Mike Petko	288	LB	Nebraska
12	Freeman Baysinger	333	WR	Humboldt State

1992 Draft Notes

- 1 From Dallas, along with a third round pick in 1992, in exchange for Patriots' first round, 19th pick from Atlanta, second round, 37th pick and fourth round, 104th pick from Atlanta
- 2 Acquired from Phoenix in exchange for Patriots' second round, 46th pick and fourth round, 100th pick in 1991
- 3b Acquired from Dallas through Minnesota, along with first round pick in 1992, in exchange for a first round, 19th pick from Atlanta, second round, 37th pick and fourth round, 104th pick from Atlanta in 1992
- 4a Acquired from San Diego in a 1991 draft day trade in exchange for a fifth round, 127th pick from Pittsburgh in 1991
- 5 Acquired from Tampa Bay in a trade for Jesse Solomon
- 6 Acquired from Detroit, along with seventh round pick in 1992, a 10th round pick in 1992 and a 12th round pick in 1992, in exchange for Patriots' sixth round, 145th pick from Phoenix, in 1992
- 7b Acquired from Detroit in earlier listed trade
- 8a Acquired from Cleveland in exchange for OG Fred Childress
- 10b Acquired from Detroit in earlier listed trade
- 12 Acquired from Detroit -- see sixth round details

1991

Rd	Player	Pk	Pos	College
1a	Pat Harlow	11	T	Southern California
1b	Leonard Russell	14	RB	Arizona State
2	Jerome Henderson	41	CB	Clemson
3	Calvin Stephens	56	G	South Carolina

4	Scott Zolak	84	QB	Maryland
5a	Jon Vaughn	112	RB	Michigan
5b	Ben Coates	124	TE	Livingstone College
6	David Key	140	CB	Michigan
7	Blake Miller	168	C	Louisiana State
8	Harry Colon	196	SS	Missouri
9	O'Neil Glenn	224	G	Maryland
10	Randy Bethel	251	TE	Miami (Fla.)
11a	Vincent Moore	279	WR	Tennessee
11b	Paul Alsbury	303	P	SW Texas State
12	Timothy Edwards	307	DT	Delta State

1991 Draft Notes

- 1a Patriots traded their first round selection, 1st pick, for Cowboys' first round selection, 11th pick, and Dallas' second round selection, 41st pick
- 1b Pick from Dallas in exchange for Patriots' 1st round, 17th pick acquired from Houston, and Patriots' 1991 4th round, 110th pick, acquired from Buffalo in 1990
- 2 Pick from Dallas in previously mentioned trade
- 5b Pick from L.A. Raiders through Dallas, along with a 4th round pick in 1992, in exchange for Patriots' 1991 4th round selection, 100th pick, acquired from Pittsburgh
- 11b Pick from San Diego through the L.A. Raiders, along with a 4th round selection in 1992, in exchange for Patriots' 1991 5th round selection, 127th pick, acquired from Pittsburgh

1990

Rd	Player	Pk	Pos	College
1a	Chris Singleton	8	LB	Arizona
1b	Ray Agnew	10	DE	North Carolina State
2	Pick to Seattle			
3a	Tom Hodson	59	QB	Louisiana State
3b	Greg McMurtry	80	WR	Michigan
5a	Junior Robinson	110	DB	East Carolina
5b	Jon Melander	113	OT	Minnesota
5c	James Gray	120	RB	Texas Tech
6	Pick to Dallas			
7	Pick to Buffalo			
8	Pick to Dallas			
9	Shawn Bouwens	226	OG	Nebraska - Wesleyan
10	Anthony Landry	253	RB	Stephen F. Austin
11	Sean Smith	280	DE	Georgia Tech
12a	Ventson Donelson	309	DB	Michigan St.
12b	Blaine Rose	322	OG	Maryland

1990 Draft Notes

- 1a Patriots traded their 1st round, third overall, and 2nd round, 29th overall pick for Seahawks' two 1st round selections, 8th and 10th picks and Seattle's 3rd round pick
- 1b Pick from Seattle in previously mentioned trade
- 3b Acquired from Dallas along with Cowboys' 7th round pick, later traded to Buffalo and the Cowboys' 5th round, 120th pick, in exchange for Patriots' 3rd round selection, originally Seattle's, NE's 6th round, 143rd pick, and 8th round, 197th pick

1990 (Cont.)

- 5a Pick from Washington, along with Redskins' 2nd pick in the 5th round, which was later traded to Denver, in exchange for Patriots' 4th round, 86th pick
- 5c Pick from Dallas in previously mentioned trade
- 12b Pick from Buffalo, along with a 4th round pick in 1991, in exchange for Patriots' two 7th round picks in 1990, one of which came from Dallas

1989

Rd	Player	Pk	Pos	College
1	Hart Lee Dykes	16	WR	Oklahoma State
2	Eric Coleman	43	DB	Wyoming
3a	Mary Cook	63	TE	Iowa
3b	Chris Gannon	73	DE	S.W. Louisiana
4a	Maurice Hurst	96	DB	Southern
4b	Michael Timpon	100	WR	Penn State
5	Pick to Green Bay			
6	Pick to LA Raiders			
7a	Eric Lindstrom	178	LB	Boston College
7b	Pick to San Diego			
8a	Rodney Rice	211	DB	Brigham Young
8b	Tony Zackery	224	DB	Washington
9a	Darron Norris	241	RB	Texas
9b	Curtis Wilson	248	OC	Missouri
10	Emanuel McNeil	268	NT	Tenn.-Martin
11	Tony Hinz	295	FB	Harvard
12	Aaron Chubb	325	LB	Georgia

1989 Draft Notes

- 3a Pick from Tampa Bay for Stephen Starring trade of 1988
- 4a From Washington in exchange for the Patriots 5th-round pick of 1988
- 5 127th pick, sent to Green Bay through Cleveland as part of 1988 trade for Mike Baab
- 6 Patriots traded their 6th round, 157th pick, for Raiders' 6th round pick, 166, and NE gains Raiders' 8th round, 224th pick
- 7a From Raiders as part of Brian Holloway trade of 1987
- 7b Sent to San Diego for Thomas Benson trade of 1988
- 8b From Raiders as part of draft-day trade exchanging 6th round picks; originally San Francisco's pick
- 9b From Minnesota for Patriots' 11th-round pick of 1988

1988

Rd	Player	Pk	Pos	College
1	John Stephens	17	RB	Northwestern (La.) St.
2	Vincent Brown	43	LB	Miss. Valley St.
3	Tom Rehder	69	T	Notre Dame
4a	Tim Goad	87	NT	North Carolina
4b	Sammy Martin	97	WR/KR	LSU
4c	Teddy Garcia	100	K	Northeast Louisiana
5	Troy Wolkow	115	G	Minnesota
6	Steve Johnson	154	TE	Virginia Tech
7	Darryl Usher	181	WR/KR	Illinois
8	Pick to Chicago			
9	Neil Galbraith	240	CB	Central (Ok.) St.
10	Rodney Lossow	267	C	Wisconsin
11	Marvin Allen	294	RB	Tulane
11b	Pick to Minnesota			
12	Dave Nugent	321	NT	Boston College

1988 Draft Notes

- 4a From Tampa Bay in exchange for NE's 1987 fifth-round pick
- 4b From Minnesota in 1987 trade for QB Rich Gannon
- 8 Patriots selection 236th to Chicago as part of QB Doug Flutie trade
- 10 From L.A. Raiders as part of 1987 trade for OT Brian Holloway
- 11b Patriots selection 296th traded to Minnesota in exchange for Vikings' ninth-round choice in 1989

1987

Rd	Player	Pk	Pos	College
1	Bruce Armstrong	23	OT	Louisville
2	Pick to Tampa Bay			
3a	Bob Perryman	79	RB	Michigan
3b	Pick to LA Raiders			
4a	Rich Gannon	98	QB-RB	Delaware
4b	Derrick Beasley	102	DB	Winston-Salem
4c	Tim Jordan	107	LB	Wisconsin
5a	Danny Villa	113	OT	Arizona State
5b	Tom Gibson	116	DE	Northern Arizona
6	Gene Taylor	163	WR	Fresno State
7	Pick to Tampa Bay			
8	Pick to Kansas City			
9	Pick to Tampa Bay			
10	Pick to LA Raiders			
11	Carlos Reveiz	302	K	Tennessee
12	Elgin Davis	330	RB	Central Florida

PATRIOTS ALL-TIME DRAFT

1987 (Cont.)

1987 Draft Notes

- 2 Patriots' selection 51 overall traded to Tampa Bay as part of OT-OG Sean Farrell trade which also included 7th and 9th round picks in the 1987 draft
- 3b Patriots trade 81st overall selection and 10th round pick, 275 overall, to LA Raiders for Raiders' two fourth round picks, 98 and 102 overall; 81st overall pick originally from Washington for WR Ricky Sanders trade
- 4a Pick from LA Raiders in trade mentioned above
- 4b Pick from LA Raiders in trade mentioned above
- 5a Pick from San Diego for DB Vencie Glenn trade
- 5b Pick from Tampa Bay for Patriots' 6th round pick in 1986
- 7 Patriots' selection 191 overall traded to Tampa Bay as part of Sean Farrell trade
- 8 Patriots' selection 219 overall traded to KC for TE Willie Scott
- 9 Patriots' selection 247 overall traded to Tampa Bay as part of OT Sean Farrell trade
- 10 Patriots' selection, 275 overall, and 3rd round pick, 81 overall, traded to LA Raiders for two fourth round picks, 98 and 102 overall

1986

Rd	Player	Pk	Pos	College
1	Reggie Dupard	26	RB	Southern Methodist
2a	Mike Ruth	42	NT	Boston College
2b	Vencie Glenn	54	DB	Indiana State
3	Patriots' selection 81 overall forfeited			
4	Scott Gieselman	109	TE	Boston College
5	Greg Robinson	137	OL	Sacramento St.
6	Pick to Tampa Bay			
7a	Ray McDonald	187	WR	Florida
7b	Brent Williams	193	DE	Toledo
8	Greg Baty	220	TE	Stanford
9	George Colton	248	OG	Maryland
10	Cletis Jones	276	RB	Florida State
11	Gene Thomas	303	WR	U of Pacific
12	Don McAulay	330	K	Syracuse

1986 Draft Notes

- 2a Pick from Seattle as part of Bob Cryder trade of 1984
- 6 Patriots' selection 164 overall traded to Tampa Bay for Buccaneers' fifth-round pick in 1987
- 7a Pick from San Francisco as part of Matt Cavanaugh trade of 1983)

1985

Rd	Player	Pk	Pos	College
1a	Pick to San Francisco			
1b	Trevor Matich	28	OC	BYU
2a	Garin Veris	48	DE	Stanford
2b	Jim Bowman	52	DB	Central Michigan
2c	Ben Thomas	56	DE	Auburn
3a	Pick to San Francisco			
3b	Audrey McMillian	84	DB	Houston
4a	Tom Toth	102	OT	Western Michigan
4b	Gerard Phelan	108	WR	Boston College
5	Pick to Cincinnati			
6	Pick to Philadelphia			
7a	Pick to LA Raiders			
7b	Pick to LA Raiders			
8a	Pick to Atlanta			
8b	Midford Hodge	224	DE	Washington St.
9	Pick to Pittsburgh			
10	Pick to Denver			
11	Paul Lewis	296	RB	Boston University
12	Tony Mumford	328	RB	Penn State

1985 Draft Notes

- 1a Patriots trade their 1st round choice, 16th overall, along with their third round choice, 75th overall, to San Francisco for their first, 28th overall, second 56th overall, and third round, 84th overall, picks
- 1b Pick from San Francisco in trade mentioned above
- 2b Pick from LA Raiders part of Mike Haynes deal of 1983
- 2c Pick from San Francisco in trade mentioned above
- 3a Pick to San Francisco in trade mentioned above
- 3b Pick from San Francisco in trade mentioned above
- 4a Pick from LA Raiders part of Shelby Jordan deal of 1983
- 5 Pick to Cincinnati as part of K Tony Franklin deal of 1984
- 6 Pick to Philadelphia as part of K Tony Franklin deal of 1984
- 7a Pick to LA Raiders as part of the Mike Haynes deal of 1983
- 7b Pick to LA Raiders as part of the Mike Haynes deal of 1983
- 8a Pick to Atlanta for DB Rod McSwain
- 8b Pick from San Francisco part of Matt Cavanaugh deal of 1983
- 9 Pick to Pittsburgh for WR Greg Hawthorne (1984)
- 10 Pick to Denver for P Luke Prestridge (1984)

1984

Rd	Player	Pk	Pos	College
1	Irving Fryar	1	WR	Nebraska
2	Ed Williams	43	LB	Texas
3	Jonathan Williams	70	RB	Penn State
5	Paul Fairchild	124	OG	Kansas
6	Ernest Gibson	151	DB	Furman
7a	Bruce Kallmeyer	184	K	Kansas
7b	Derwin Williams	192	WR	New Mexico
8	James Keyton	211	OT	Arizona State
9a	Scott Bolzan	238	OT	Northern Illinois
9b	David Windham	251	LB	Jackson State
11	Charlie Flager	292	OG	Washington St.
12	Harper Howell	319	TE	UCLA

SUPPLEMENTAL DRAFT:

1	Ricky Sanders	16	WR	SW Texas St.
2	Eric Jordan	43	RB	Purdue
3	Walter Lewis	70	QB	Alabama

1984 Draft Notes

- 7b Pick from San Fran. for CB Ricky Smith
- 9b Pick from Washington for DE Tony McGee

1983

Rd	Player	Pk	Pos	College
1	Tony Eason	15	QB	Illinois
2	Darryl Wilson	47	WR	Tennessee
3a	Stephan Starring	74	WR	McNeese St.
3b	Steve Moore	80	OL	Tennessee St.
4	Johnny Rembert	101	LB	Clemson
5a	Smiley Creswell	118	DE	Michigan St.
5b	Darryl Lewis	128	TE	Texas-Arlington
6	Mike Bass	155	K	Illinois
7	Craig James	187	RB	SMU
	Washington-USFL			
8	Ronnie Lippett	214	DB	Miami (FL)
9a	Ricky Williams	233	RB	Langston
9b	Mark Keel	240	TE	Arizona
	Arizona-USFL			
10a	James Williams	264	TE	Wyoming
10b	Toby Williams	265	DE	Nebraska
10c	Tom Ramsey	267	QB	UCLA
	Los Angeles-USFL			
11a	Steve Parker	292	WR	Abilene Christian
11b	Calvin Eason	294	DB	Houston
12a	Waddell Kelly	319	RB	Arkansas St.
12b	Andy Ekern	326	OT	Missouri

1983 Draft Notes

- 3b Pick from S.D. in Tim Fox trade
- 5a Pick from Chicago in LB Rod Shoate trade
- 9a Pick from New Orleans
- 10a Pick from NY Giants in LB Bill Matthews trade
- 10b Pick from New Orleans
- 11a Pick from New Orleans
- 12a Pick from New Orleans

1982

Rd	Player	Pk	Pos	College
1a	Ken Sims	1	DE	Texas
1b	Lester Williams	27	DT	Miami (FL)
2a	Robert Weathers	40	RB	Arizona St.
2b	Andre Tippett	41	LB	Iowa
2c	Darryl Haley	55	OT	Utah
3a	Cedric Jones	56	WR/KR	Duke
3b	Clayton Weishuhn	60	LB	Angelo St.
4a	George Crump	85	DE	East Carolina
4b	Brian Ingram	111	LB	Tennessee
5	Fred Marion	112	DB	Miami (FL)
6	Ricky Smith	141	DB	Alabama State
7	Jeff Roberts	168	LB	Tulane
8	Ken Collins	197	LB	Washington St.
9	Kelvin Murdock	224	WR	Troy State
10	Brian Clark	253	K	Florida
11a	Used to select WR Chy Davidson of Rhode Island in 1981 supplemental draft.			
11b	Steve Sandon	296	QB	Northern Iowa
12	Greg Taylor	308	WR/KR	Virginia

1982 Draft Notes

- 1b Pick from San Francisco in TE Russ Francis deal
- 2a Pick from San Diego in FS Tim Fox deal
- 2b Pick from San Francisco in TE Russ Francis deal
- 2c Pick from San Francisco in TE Russ Francis deal
- 3b Pick from Seattle for RB Horace Ivory
- 4b Pick from San Francisco in TE Russ Francis deal
- 11b Pick from NY Giants for DB Bill Currier



PATRIOTS ALL-TIME DRAFT

1981

Rd	Player	Pk	Pos	College
1	Brian Holloway	19	OT	Stanford
2	Tony Collins	47	RB/KR	East Carolina
3	Pick to Minnesota			
4	Don Blackmon	102	LB	Tulsa.
5	Steve Clark	130	DE	Kansas State
6	Ron Wooten	157	OG	North Carolina
7	Ken Toler	185	WR	Mississippi
8a	Ken Naber	194	P	Stanford
8b	Lin Dawson	212	TE	North Carolina St.
9	Pick to Detroit			
10	Pick to Cleveland			
11	Brian Buckley	295	QB	Harvard
12	Cris Crissy	323	DB/KR	Princeton

1981 Draft Notes

- 3 Pick to Minnesota for RB Chuck Foreman
- 8a Pick from N.O. for OG Sam Adams
- 9 Pick to Detroit for LB Ed O'Neill
- 10 Pick to Cleveland for DE Ernest Pirce

1980

Rd	Player	Pk	Pos	College
1a	Roland James	14	DB	Tennessee.
1b	Vagas Ferguson	25	RB	Notre Dame
2	Larry McGrew	45	LB	USC
3	Steve McMichael	73	DT	Texas
4	Pick to Los Angeles			
5	Doug McDougald	124	DE	VPI
6a	Pick to Cleveland			
6b	Preston Brown	160	WR/KR	Vanderbilt
7	Tom Kearns	180	OG	Kentucky
8	Mike House	208	TE	Pacific
9	Barry Burget	235	LB	Oklahoma
10	Tom Daniel	266	OC	Georgia Tech
11	Mike Hubach	293	P	Kansas
12	Jimmy Jordan	320	QB	Florida State

1980 Draft Notes

- 1b Pick from Houston in OT Leon Gray deal
- 4 Pick to Los Angeles in WR Harold Jackson deal
- 6a Pick to Cleveland for DE Mike St. Clair
- 6b From Houston in OT Leon Gray deal

1979

Rd	Player	Pk	Pos	College
1	Rick Sanford	25	DB	South Carolina
2	Bob Golic	52	LB	Notre Dame
3	Pick to Los Angeles			
4	Eddie Hare	106	P	Tulsa
5	John Zamberlin	135	LB	Pacific Lutheran
6	Pick to Pittsburgh			
7a	Judson Flint	177	DB	Memphis State
7b	Pick forfeited			
8	Randy Love	216	RB	Houston
9	John Spagnola	245	TE	Yale
10a	Martin Cox	270	WR	Vanderbilt
10b	Allan Clark	271	RB	Northern Arizona
11	Pick to Washington			
12	Pick to Detroit			

1979 Draft Notes

- 3 Pick to Los Angeles in WR Harold Jackson deal
- 6 Pick to Pittsburgh for DE Dave Pureifory
- 7a Pick from Washington
- 10a Pick from Denver for OT Tom Neville
- 12 Pick to Detroit for OT Bob McKay

1978

Rd	Player	Pk	Pos	College
1	Bob Cryder	18	G	Alabama
2	Matt Cavanaugh	50	QB	Pittsburgh
3	Carlos Pennywell	77	WR	Grambling
4	Dwight Wheeler	102	T	Tennessee St.
5	Bill Matthews	129	LB	South Dakota St.
6	Kem Coleman	156	LB	Mississippi
7	Mike Hawkins	188	LB	Texas A&I
8a	Terry Falcon	198	G	Montana
8b	Mosi Tatupu	215	RB	Southern Calif.
9	Tim Petersen	242	LB	Arizona State
10	Bryan Ferguson	269	DB	Miami
11	Charlie Williams	296	LB	Florida
12	John Gibney	328	C	Colgate

1978 Draft Notes

- 8a Pick from Buffalo through Philadelphia for DB John Sanders

1977

Rd	Player	Pk	Pos	College
1a	Raymond Clayborn	16	DB	Texas
1b	Stanley Morgan	25	WR	Tennessee
2a	Horace Ivory	44	RB	Oklahoma
2b	Don Hasselbeck	52	TE	Colorado
3	Sidney Brown	82	DB	Oklahoma
4	Gerald Skinner	109	T	Arkansas
5	Pick to St. Louis			
6	Pick to Houston			
7	Ken Smith	192	WR	Arkansas-Pine Bluff
8	Brad Benson	219	G	Penn State
9	Jerry Voegel	249	LB	Michigan
10a	John Rasmussen	276	T	Wisconsin
10b	Giles Alexander	279	DE	Tulsa
11	Ray Costick	303	LB	Mississippi State
12	Dave Preston	333	RB	Bowling Green

1977 Draft Notes

- 1a Pick from San Francisco for QB Jim Plunkett
- 2a Pick from San Francisco for QB Jim Plunkett
- 10b Pick from Oakland for RB Leon McQuay

1976

Rd	Player	Pk	Pos	College
1a	Mike Haynes	5	DB	Arizona State
1b	Pete Brock	12	C	Colorado
1c	Tim Fox	21	DB	Ohio State
2	Ike Forte	35	RB	Arkansas
3	Pick to Chicago			
4	Pick to Cleveland thru Philadelphia			
5	Pick to San Diego			
6a	Pick to New York Giants			
6b	Greg Boyd	170	DE	San Diego State
7a	Pick to Cincinnati			
7b	Perry Brooks	202	DT	Southern
8a	Pick to Philadelphia			
8b	Stu Betts	235	RB	Northern Michigan
9	Doug Beaudoin	243	DB	Minnesota
10	Ricky Feacher	270	WR	Miss. Valley
11	Donnie Thomas	298	LB	Indiana
12	Nathaniel Bell	325	DT	Tulane
13	James Jones	352	DB	Central Michigan
14	David Quehl	382	WR	Holy Cross
15	Bernard Coleman	409	WR	Bethune-Cookman
16	Clifford Brown	436	DT	Tuskegee
17	Todd Anderson	465	C	Stanford

1976 Draft Notes

- 1b Pick from San Francisco for QB Jim Plunkett
- 1c Pick from Houston through San Francisco for QB Jim Plunkett
- 3 Pick to Chicago for DE Tony McGee
- 4 Pick to Cleveland thru Philadelphia for LB Steve Zabel
- 5 Pick to San Diego for CB Bob Howard
- 6a Pick to NY Giants for RB Leon McQuay
- 6b Pick from Detroit for C Jon Morris
- 7a Pick to Cincinnati for RB Doug Dressler
- 7b Pick from Houston for TE Bob Adams
- 8a Pick to Philadelphia for LB Steve Zabel
- 8b Pick from Minnesota for C Doug Cumler

1975

Rd	Player	Pk	Pos	College
1	Russ Francis	16	TE	Oregon
2	Rod Shoate	41	LB	Oklahoma.
3	Pete Cusick	66	DT	Ohio State.
4a	Allen Carter	86	RB	So. California
4b	Steve Burks	91	WR	Arkansas State
5a	Steve Grogan	116	QB	Kansas State
5b	Steve Freeman	117	DB	Mississippi St.
6	Pick to Detroit			
7	Lawrence Williams	172	WR	Texas Tech
8	Pick to Chicago			
9	Pick to Pittsburgh			
10	Pick to Pittsburgh			
11	Rene Garnett	272	DB	Idaho State
12a	Matt Kendon	297	DT	Idaho State
12b	Conredge Holloway	306	QB	Tennessee
13	Joe Harvey	328	DE	Northern Michigan
14	Tom Gossom	353	WR	Auburn
15	Don Clayton	378	RB	Murray State
16	Kerry Marbury	403	RB	West Virginia
17	Myke Horton	428	T	UCLA

1975 Draft Notes

- 4a From San Diego through Cleveland
- 5b Pick from Philadelphia for RB John Tarver
- 6 Pick to Detroit for RB Leon Crosswhite

PATRIOTS ALL-TIME DRAFT

1975 (Cont.)

- 8 Pick to Chicago for DE Tony McGee
- 9 Pick to Pittsburgh for DE Craig Hanneman
- 10 Pick to Pittsburgh for LB George Webster
- 12b Pick from Washington

1974

Rd	Player	Pk	Pos	College
1	Pick to San Francisco			
2a	Steve Corbett	30	G	Boston College
2b	Steve Nelson	34	LB	North Dakota St.
3	Pick to Chicago through Washington			
4	Pick to Cincinnati			
5a	Andy Johnson	113	RB	Georgia
5b	Charlie Battle	124	LB-DE	Grambling
6a	Pick to Baltimore			
6b	Chuck Ramsey	141	P	Wake Forest
7	Maury Damkroger	178	LB	Nebraska
8	Pick to Chicago			
9	Ed McCartney	209	TE	NE Oklahoma
10	Pick to Pittsburgh			
11	Archie Gibson	268	RB	Utah State
12	Eddie Foster	296	T	Oklahoma
13	Phil Benett	321	RB	Boston College
14	Cecil Bowens	346	RB	Kentucky
15	Sam Hunt	374	LB	Stephen F. Austin
16	Lucious Selmon	399	DT	Oklahoma
17	Gary Hudson	424	DB	Boston College

1974 Draft Notes

- 1 Pick to San Francisco for TE Bob Windsor
- 2a Pick from Chicago
- 3 Pick to Chicago through Washington for DE Donnel Smith and Washington's 1974 seventh round choice
- 4 Pick to Cincinnati for LB Bill Peterson
- 5b Pick from Washington through New Orleans
- 6a Pick to Baltimore for DB Jack Mildren
- 6b Pick from Philadelphia for DE Dennis Wirgowski
- 7 Pick from Washington along with LB Brad Dusek for LB Brad Dusek and the Patriots 1974 third round choice
- 9 Pick from Houston for LB Steve Kiner

1973

Rd	Player	Pk	Pos	College
1a	John Hannah	4	G	Alabama
1b	Sam Cunningham	11	RB	Southern Cal
2	Darryl Stingley	19	WR	Purdue
2	Pick to Cleveland thru N.Y. Giants			
3a	Brad Dusek	56	DB	Texas A&M
3b	Charles Davis	79	RB	Alcorn A&M
4	Allen Gallaher	82	T	So. California
5	Doug Dumler	193	C	Nebraska
6	Pick to New Orleans			
7	Pick to Miami			
8	Isaac Brown	185	RB	W. Kentucky
9	David Callaway	212	T	Texas A&M
10	Dan Ruster	238	DB	Oklahoma
11	Homer May	264	TE	Texas A&M
12	Bruce Barns	290	P	UCLA
13	Alan Lowry	316	DB	Texas
14	Raymond Hamilton	342	LB	Oklahoma
15	Conde Pugh	358	DB	Norfolk State
16	Mike Kutter	394	DE	Concordia
17	Eddie McAshan	418	QB-DB	Georgia Tech

1973 Draft Notes

- 1b Pick from Los Angeles for DE Fred Dryer
- 1c Pick from Chicago for RB Carl Garrett
- 3b Pick from Dallas for WR Ron Sellers
- 6 Pick to New Orleans for LB Jim Flanigan
- 7 Pick to Miami for T Wayne Mass

1972

Rd	Player	Pk	Pos	College
1a	Pick to Minnesota as compensation for Joe Kapp			
1b	Pick to N.Y. Giants			
2a	Pick to Dallas			
2b	Tom Reynolds	49	WR	San Diego State
3a	Pick to Dallas			
3b	Jim White	73	DE	Colorado State U.
4	Pick to Dallas			
5a	Pick to Baltimore			
5b	Ron Bolton	124	DB	Norfolk State
6	Pick to Atlanta thru N.Y. Giants			
7a	Clark Hoss	165	TE	Oregon State
7b	John Tarver	166	RB	Colorado
8	Steve Beyrle	195	G	Kansas State

1972 (Cont.)

9	Mike Kelson	220	T	Arkansas
10	Mel Caraway	245	DB	N.E. Oklahoma
11	Rodney Cason	269	T	Angelo State
12	Steve Booras	295	DE	Mesa J.C.
13	Sam Elmore	325	DB	E. Michigan
14	Ed Rideout	350	WR	Boston College
15	Joel Klimek	375	TE	Pittsburgh
16	Eric Dahl	400	DB	San Jose State
17	Junior Ah You	425	LB	Arizona State

1972 Draft Notes

- 1b Pick from Los Angeles for Phil Olsen sent to N.Y. Giants in trade for Fred Dryer
- 2a Pick to Dallas for DE Halvor Hagen and WR Harold Jackson
- 2b Pick from Kansas City for G Mo Moorman
- 3a Pick to Dallas for DE Halvor Hagen and WR Harold Jackson
- 3b Pick from Washington through L.A. Rams
- 4 Pick to Dallas for LB Steve Kiner
- 5b Pick from Oakland C Warren Koegel
- 6 Pick to Atlanta through Giants for WR Reggie Rucker
- 7b Pick from San Diego for RB Eddie Ray

1971

Rd	Player	Pk	Pos	College
1	Jim Plunkett	1	QB	Stanford
2	Julius Adams	27	DT	Texas Southern
3	Pick to Buffalo through Oakland			
4	Pick to Denver			
5	Tim Kelly	105	LB	Notre Dame
6	David Hardt	131	TE	Kentucky
7	Pick to Oakland			
8	Pick to Buffalo			
9	Josh Ashton	209	RB	Tulsa
10	Layne McDowell	235	T	Iowa
11	Dan Schneiss	251	TE	Nebraska
12	John Rodman	287	T	Northwestern
13	Lewis Swain	313	DB	Alabama A&M
14	Alfred Sykes	339	WR	Florida A&M

15	Nick McGarry	365	TE	Massachusetts
16	Jim Zikmund	391	DB	Kearney State
17	Ronald Leigh	417	DE	Elizabeth City St.

1971 Draft Notes

- 3 Pick to Buffalo through Oakland for DE Ike Lassiter
- 4 Pick to Denver
- 7 Pick to Oakland for DE Ike Lassiter
- 8 Pick to Buffalo

1970

Rd	Player	Pk	Pos	College
1	Phil Olsen	4	DT	Utah State
2	Pick to Houston			
3	Mike Ballou	56	LB	UCLA
4	Eddie Ray	83	DB	LSU
5	Bob Olson	107	LB	Notre Dame
6	Pick to Buffalo			
7	Odell Lawson	160	RB	Langston, Okla
8	Pick to New York Jets			
9	Dennis Wirgowski	212	DE	Purdue
10	Henry Brown	239	K-WR	Missouri
11	Dennis Bramlett	264	T	Texas-El Paso
12	Greg Roero	291	DT	N. Mex. Highlands
13	Ronnie Shelley	316	DB	Troy State
14	Garvie Crow	343	RB/TE	Michigan
15	Kent Schooffield	368	WR	Florida A&M
16	Otis McDaniel	395	DE	Tuskegee
17	Joe Killingsworth	420	WR	Oklahoma

1970 Draft Notes

- 2 Pick to Houston for RB Sid Blanks, CB Larry Carwell, LB Ron Caveness and WR Charlie Frazier
- 5 Pick from Miami for LB Nick Buoniconti
- 6 Pick to Buffalo for S Tom Janik
- 8 Pick to N.Y. Jets

1969

Rd	Player	Pk	Pos	College
1	Ron Sellers	6	SE	Florida State
2	Mike Montler	32	G	Colorado
3	Carl Garrett	58	RB	N.M. Highlands
4	Pick to Denver through Kansas City			
5	Onree Jackson	110	QB	Alabama A&M
6	Pick to Oakland			
7	Rick Hackley	162	T	New Mexico State
8	Bob Gladieux	188	RB	Notre Dame



PATRIOTS ALL-TIME DRAFT

1969 (Cont.)

9a	Steve Alexakos	209	G-LB	San Jose St.
9b	Joe Walker	214	DE	Albany State
10	Dennis Devlin	240	DB	Wyoming
11	Barry Gallup	266	SE	Boston College
12	Richard Lee	292	DT	Grambling
13	Joe Leasey	318	LB	Alcorn A&M
14	John Cagle	344	LB	Clemson
15	Brant Conley	370	RB-P	Tulsa
16	Jim Vuono	396	LB	Adams State
17	George Muse	472	LB-DB	Grambling

1969 Draft Notes

- 4 Pick to Denver through Kansas City for RB Gene Thomas
- 6 Pick to Oakland for LB John Williamson
- 9a Pick from Buffalo for RB Bob Cappadonna

1968

Rd	Player	Pk	Pos	College
1	Dennis Byrd	6	DT	North Carolina State
2	Tom Funchess	32	T	Jackson State
3	Aaron Marsh	60	FL	Eastern Kentucky
4	R.C. Gamble	88	RB	South Carolina St.
5	Jim Smithberger	116	DB	Notre Dame
6	Pick to Cincinnati			
7	John Schneider	170	QB	Toledo
8	Daryl Johnson	197	DB	Morgan State
9	Pick to Houston			
10	John Outlaw	249	DB	Jackson State
11	Paul Feldhausen	278	T	Northland, Wis.
12	James Cheyunsiki	305	LB	Syracuse
13	Max Huber	332	T	Brigham Young
14	Henry McKay	358	E	Guilford
15	Art McMahan	385	DB	No. Carolina St.
16	Charles Fulton	413	RB	Tennessee
17	Ed Koontz	440	LB	Catawba

1968 Draft Notes

- 6 Pick to Cincinnati
- 9 Pick to Houston for QB Don Trull

1967

Rd	Player	Pk	Pos	College
1	John Charles	21	DB	Purdue
2	Pick to Kansas City			
3	Pick to New York Jets			
4	Ed Philpott	101	DE	Miami (Ohio)
5	Melvin Witt	128	DE	Arlington State
6	Ron Medlen	154	DE	SMU
7	Robert Leo	180	HB	Harvard
8	Tom Fussell	206	DT	LSU
9	Charlie Thornhill	232	DB	Michigan St.
10	John Runnels	257	LB	Penn State
11	Leroy Mitchell	283	FL	Texas Southern
12	Dave Davis	310	T	Harvard
13	Ray Ilg	336	LB	Colgate
14	Bobby Beard	361	LB	Auburn
15	Tom Folliard	388	LB	Mississippi State
16	Dik Nocera	414	HB	Southern Conn.
17	Bobby Nichols	440	TE	Boston Univ.

1967 Draft Notes

- 2 Pick to Kansas City
- 3 Pick to New York Jets for WR Jim Colcough

1966

Rd	Player	Pk	College
1a	Karl Singer	T	Purdue
1b	Willie Townes	T	Tulsa
2a	Jim Boudreaux	T	La. Tech
2b	Ken Avery	LB	Miss. Southern
3a	Harold Lucas	T	Mich. State
3b	Ed Toner	G	U. Massachusetts
4a	Pick to New York		
4b	Heath Wingate	T	Bowling Green
5a	John Mangum	T	Miss. Southern
5b	Ray Perkins	E	Alabama
6a	Dan Irby	T	Louisiana Tech
6b	Joe Avezzano	G	Florida State
7a	Jim Battles	T	Southern U
7b	Brent Caston	DB	Mississippi
8a	Sam Montgomery	DB	Southern
8b	Tom Schaefer	RB	Chattanooga
9a	Doug Satcher	LB	Southern
9b	Jack White	QB	Penn State
10	Dennis Brewster	T	BYU
10b	Bob Ellis	HB	Massachusetts
11	Pick to New York		
11b	Jay Marion	DB	Wyoming
12	Dick Fugere	LB	Cincinnati

1966 (Cont.)

13	Tom Carr	FB	Bates St.
14	Bob Hall	DB	Brown
15	Billy Laird	QB	La. Tech
16	Buddy Owens	G	Michigan State
17	Dick Capp	DE	Boston College
18	John Pincavage	E-DB	Virginia
19	Joe Novogratz	G	Pittsburgh
20	Paul Soule	HB	Bowdoin

1965

Rd	Player	Pos	College
1a	Jerry Rush	T	Michigan State
1b	Dave McCormick	T	LSU
2a	Pick to Houston		
2b	Bob Kowliowski	T	Virginia
3a	Jim Whalen	E	Boston College
3b	Bob Cappadonna	FB	Northeastern
4a	Ellis Johnson	HB	S.E. Louisiana
4b	Dick Arrington	G	Notre Dame
5a	Corwyn Aldredge	E	N.W. Louisiana
5b	Dennis Smith	DE	Cincinnati
6a	Justin Canale	G	Mississippi State
6b	Billy Ezell	DB	LSU
7a	Tom Neville	T	Mississippi State
7b	John Hankinson	QB	Minnesota
8a	Fred Brown	E	Miami
8b	Beau Colle	DB	LSU
9a	Bob Malone	T	Louisiana Tech
9b	Charles Brown	T	Tulsa
10	Pick to Buffalo		
10b	Dave Hettema	T	New Mexico
11a	John Frechette	T	Boston College
11b	Roy Schmidt	G	Long Beach State
12a	Jim Weatherly	DB	Mississippi
12b	Leon Stanridge	E	San Diego State
13	Charlie Green	QB	Wittenberg
14	Jay Cunningham	HB	Bowling Green
15	Ted Rodosevitch	G	Cincinnati
16	George Pyne	T	Olivet
17a	White Graves	DB	LSU
17b	Dave Lee	E	Louisiana Tech
18	Ed Meixler	LB	Boston University
19	Jim Nance	FB	Syracuse
20	Fred Fugazzi	FB	Missouri Valley

1965 Draft Notes

- 2a Pick to Houston for C Bob Schmidt
- 10 Pick to Buffalo for DE Mack Yoho

1964

Rd	Player	Pos	College
1	Jack Concannon	QB	Boston College
2	Jim Kelly	E	Notre Dame
3	Pick to Denver		
4	Jon Morris	E	Holy Cross
5	Pick to San Diego		
6	Jim Mazurek	G	Syracuse
7	T.W. Alley	T	William & Mary
8a	J.D. Garrett	HB	Grambling
8b	Roger Lalonde	T	Muskingum
9	Lennie St. Jean	E	N. Michigan
10	Pick to Buffalo		
11	Jim Barrett	HB	Boston College
12	Pick to Kansas City		
13	Joe Scarpati	DB	N. Carolina State
14	Jim Wilson	T	Georgia
15	Tony Gibbons	T	John Carroll
16	Pete Pedro	HB	West Texas State
17	Gary Wood	QB-HB	Cornell
18	Joe Tiller	T	Montana State
19	Bill Dawson	E	Florida State
20	Lonnie Farmer	LB	Chattanooga
21	Tony Lawrence	T	Bowling Green
22	Dave Archer	T	Syracuse
23	Dave Humenick	T	Notre Dame
24	Larry Bartolameci	T	West Virginia
25	Bryan Generalovich	E	Pittsburgh
26	Dick Niglio	HB	Yale

1964 Draft Notes

- 3 Pick to Denver
- 5 Pick to San Diego for DT Billy Hudson
- 10 Pick to Buffalo
- 12 Pick to Kansas City



PATRIOTS ALL-TIME DRAFT

1963			
Rd	Player	Pos	College
1	Art Graham	E	Boston College
2	LeeRoy Jordan	C	Alabama
3	Bob Vogel	T	Ohio State
4	Bob Reynolds	T	Bowling Green
5	Lou Ciochi	G	Boston College
6	Sam Silas	T	Southern Illinois
7	Dick Williamson	E	Alabama
8	Rod Foster	G	Ohio State
9	Jim Simon	E	Miami
10	Don McKinnon	C	Dartmouth
11a	Dave Hayes	FB	Penn State
11b	Dave Watson	G	Georgia Tech
12a	Bill Gambrell	HB	South Carolina
12b	Tim Gauntner	HB	John Carroll
13a	Dave Adams	T	Arkansas
13b	Ralph Ferrissi	FB	So. Connecticut
14	Whaley Hall	T	Mississippi
15	Bob Dentel	C	Miami
16	Wes Bryant	T	Arkansas
17	Tom Neumann	HB	Michigan
18	Dave O'Brien	T	Boston College
19	Pat McCarthy	QB	Holy Cross
20	Jim Bradshaw	HB	Chataanooga
21	Gary Sherman	HB	Bowling Green
22	Nate Craddock	FB	Parsons
23	Al Snyder	HB	Holy Cross
24	Dick Schultz	T	Ohio
25	Dennis Gaubatz	G	Louisiana State U
26	Jim Tullis	HB	Florida A&M
27	Dave Adams	T	Arkansas
28	Ron Whaley	HB	Chattanooga
29	Dock Kelly	G	Georgia

1963 Draft Notes

- 11a Pick from Houston
12a Pick from Buffalo

1962			
Rd	Player	Pos	College
1	Gary Collins	E	Maryland
2	LeRoy Jackson	HB	W. Illinois
3	Sherwyn Thorson	G	Iowa
4	Pick to Houston		
5	Pick to Dallas		
6	John Schopf	T	Michigan
8	Benny McRae	HB	Michigan
9	Bill Triplett	FB	Miami, Ohio
10	John Knight	HB	Valparaiso
11	Pick to Buffalo		
12	Pick to Oakland		
13	Nick Buoniconti	G	Notre Dame
14	Chas. Sieminski	T	Penn State
15	Gerry Goerlitz	N.	Michigan
16	Ken Byers	G	Cincinnati
17	Scott Maentz	E	Michigan
18	Tom Chandler	T	Florida A&M
19	Ron Myers	E	Villanova
20	Tom Neck	HB	LSU
21	John Traynham	HB	VMI
22	Bob Asack	T	Columbia
23	Walt Crate	HB	Penn Military
24	Don Christman	C	Richmond
25	Bob Stem	C	Richmond
26	Jim Field	QB	LSU
27	Al Gursky	HB	Penn State
28	Charles Dickerson	T	Illinois
29	Julius Fincke	T	McNeese State
30	John L. Finn	T	Louisville
31	Mike Ingram	G	Ohio State
32	Charles Taylor	HB	Mississippi
33	Steve Jastrzembski	E	Pittsburgh
34	Ray Lardani	T	Miami (Fla.)

1962 Draft Notes

- 4 Pick to Houston for G Houston Antwine

1961			
Rd	Player	Pos	College
1	Tommy Mason	HB	Tulane
2	Rip Hawkins	C	North Carolina
3	Danny LaRose	E	Missouri
4	Mike Zeno	G	Virginia Tech
5	Fran Tarkenton	QB	Georgia
6	Larry Eisenhauer	T	Boston College
7	Paul Terhes	QB	Bucknell
8	Charles Long	G	Chattanooga
9	Roland Lakes	C	Wichita

1961 (Cont.)			
11	Mel West	HB	Missouri
12	Wayne Harris	C	Arkansas
13	Dan Underwood	T	McNeese State
14	James Wright	QB	Memphis State
15	Pick to Dallas		
16	George Balthazar	T	Tennessee A&I
17	Ray Ratkowski	HB	Notre Dame
18	Tom Rodgers	HB	Kentucky
19	Joe Bellino	HB	Navy
20	Dan Oakes	G	VPI
22	Bob Johnson	E	Michigan
23	Darrel DeDecker	C	Illinois
24	Don Webb	HB	Iowa State
25	Robert Miniham	T	Boston University
26	Charles Granger	T	Southern U. (La.)
27	Terry Huxhold	T	Wisconsin
28	Bryant Harvard	QB	Auburn
29	Ernie McMillan	T	Illinois
30	George Hulz	T	Mississippi Southern

1960

FIRST SELECTIONS:

Buddy Allen	HB	Utah State
Ron Burton	HB	Northwestern
Dale Chamberlain	FB	Miami, O.
Henry Christopher	E	SMU
Dan Colchicco	E	San Jose State
Jack Cummings	QB	North Carolina St.
James Davis	C	Oklahoma
Sarafine Fazio	C	Pittsburgh
Max Fugler	C	LSU
Jim Gardner	T	Duke
James Goodyear	T-G	Wake Forest
Dave Harris	HB	Kansas
Al Henderson	T	Colorado State
James Hickman	T-G	Penn State
Robert Krantz	FB	Penn State
Joe Kulbacki	HB	Purdue
Dee Mackey	E	E. Texas St.
Leon Manley	G	W. Texas St.
Cliff Manning	T-G	Hardin-Simmons
Pete Manning	E	Wake Forest
Edward Mazurek	T	Xavier
Bell Meglen	G	Utah State
Frank Mestnik	FB	Marquette
Ron Mix	T	USC
Irvin Nikolai	E	Stanford
Jim Prestel	T	Idaho
Bob Salerno	G	Colorado
Gerhardt Schwedes	HB	Syracuse
Richard Soergel	QB	Oklahoma St.
Larry Wagner	T	Vanderbilt
Harvey White	QB	Clemson
Tirey Wileman	HB	SMU
Gary Wisener	E	Baylor

SECOND SELECTIONS:

1. Dave Ames	HB	Richmond
2. James Boeke	T/G	Heidelberg
3. Billy Brewer	QB	Ole Miss.
4. Emanuel Congedo	T/G	Villanova
5. Pat Dye	T/G	Georgia
6. John Farrington	WR	Prairie View
7. Rich Grecni	C	Ohio U.
8. Bud Jones	WR	SMU
9. Don Kacmarek	T/G	North Dakota
10. John Lawrence	T/G	North Carolina St.
11. Ron Maltony	T/G	Purdue
12. Bobby Pate	RB	Presbyterian
13. Jack Rudolph	LB	Georgia Tech
14. Frank Sally	T/G	California
15. Bob Spada	E	Duke
16. Pete Tunney	HB	Occidental
17. Jim Webster	HB	Marquette
18. John Wilcox	T/G	Oregon

PATRIOTS TRADES 2000-10

Note: For the Patriots' All-Time Trades (1960-Present), please visit <http://www.patriots.com/history>

2000

- 4/16 The Patriots acquired San Francisco's 2001 sixth round pick for the Patriots' 2000 seventh round pick (212 overall) which was acquired from Philadelphia.
- 8/7 The Patriots acquired Dane Looker from the St. Louis Rams for a sixth round draft choice in 2002.

2001

- 4/21 The Patriots acquired Pittsburgh's 2001 second round (50 overall) and fourth round (112 overall) picks for the Patriots 2001 second round (39 overall - LB Kendrell Bell) pick.
- 4/21 The Patriots acquired Detroit's 2001 second round (48 overall pick for a 2001 second round (50 overall, from Pittsburgh) pick and sixth round (173 overall, from San Francisco) pick.
- 4/21 The Patriots acquired Minnesota's 2001 third round (86 overall) pick and fourth round (119 overall) pick for the Patriots third round (69 overall) pick.
- 4/22 The Patriots acquired San Diego's 2001 fourth round (96 overall - OL Kenyatta Jones) pick for the Patriots fourth round (112 overall) and fifth round (139 overall) picks.
- 4/22 The Patriots acquired Detroit's 2001 sixth round (180 overall) and seventh round (216 overall) pick for the Patriots 2001 fifth round (149 overall, from NY Jets) pick.
- 4/22 The Patriots acquired Jacksonville's 2002 fifth round pick for the Patriots 2001 sixth round (170th overall) pick.

2002

- 3/8 The Patriots received Green Bay's fourth round draft pick (117th overall) in the 2002 draft and a conditional pick in the 2003 draft (fourth round - 128th overall) for WR Terry Glenn.
- 4/20 The Patriots acquired the Washington Redskins first round pick (21st overall) of the 2002 draft in exchange for their 2002 first round pick (32nd overall), third round (96th overall) and seventh round (234th overall).
- 4/21 The Patriots acquired the Buffalo Bills 2003 first round choice (14th overall) in exchange for QB Drew Bledsoe.
- 4/21 The Patriots acquired the Denver Broncos fourth round pick (117th overall) in exchange for their 2002 fourth round (131st overall) and fifth round (144th overall) choices.
- 4/21 The Patriots obtained the Dallas Cowboys seventh round selection (237th overall), along with 2003 fifth round choice, in exchange for the Patriots 2002 fifth round pick (168th overall).
- 6/27 The Patriots received an undisclosed future draft choice from St. Louis for LB Kole Ayi.
- 8/19 The Patriots traded veteran offensive tackle Grant Williams to the St. Louis Rams in exchange for a seventh round (225th overall) draft choice.

2003

- 3/6 The Patriots traded tackle Greg Randall to the Houston Texans in exchange for a fifth round (154th overall) draft choice in the 2003 draft.
- 3/6 The Patriots traded a third (81st overall) and fifth round (140th overall) selection in the 2003 draft to the Washington Redskins in exchange for a third round selection (75th overall) in 2003 and a fourth-round selection in 2004.
- 4/14 The Patriots traded safety Tebucky Jones to the New Orleans Saints for a third round pick (78th overall) and seventh-round pick (239th overall) in the 2003 draft, as well as a fourth round pick in the 2004 draft (113th overall).
- 4/25 The Patriots traded a third round pick in 2003 (78th overall) to the Miami Dolphins for their second round pick in the 2004 draft.
- 4/26 The Patriots traded a first round pick in 2003 (14th overall) and a 2003 six round pick (193rd overall) to Chicago for their first round pick (13th overall).
- 4/26 The Patriots traded a first round pick in 2003 (19th overall) to Baltimore for a 2003 second round pick (41st overall) and their 2004 first round pick (21st overall).

2003 (Cont.)

- 4/26 The Patriots traded a second round pick (41st overall) and a third round pick (75th overall) to the Houston Texans for a second round pick (36th overall) and a fourth round pick (117th overall).
- 4/26 The Patriots traded a second round pick (50th overall) and a fourth round pick (120th overall) to the Carolina Panthers for a second round pick (45th overall).
- 4/27 The Patriots traded a fourth round pick in 2003 (128th overall) and a fifth round pick in 2003 (157th overall) to the Denver Broncos for a fourth round pick in 2003 (120th overall).
- 4/27 The Patriots traded a fifth round pick in 2003 (154th overall) and a seventh round pick in 2003 (225th overall) to the Tennessee Titans for a fifth round pick in 2003 (164th overall), a sixth round pick in 2003 (201st overall) and a seventh round pick in 2003 (243rd overall).
- 8/19 The Patriots acquired NT Ted Washington from the Chicago Bears in exchange for a 2004 fourth round pick (104th overall).
- 8/26 The Patriots acquired G Jamil Soriano from the Chicago Bears for a conditional draft pick.

2004

- 4/19 The Patriots acquired RB Corey Dillon from the Cincinnati Bengals for a 2004 second round draft pick (56th overall).
- 8/17 The Patriots traded LB Quinn Dorsey to the Chicago Bears for a conditional draft pick.

2005

- 3/4 The Patriots acquired CB Duane Starks from the Arizona Cardinals along with a fifth round pick in the 2005 draft (145th overall) in exchange for a third round pick (95th overall) and a fifth round pick (168th overall).
- 4/23 The Patriots traded a second round choice in the 2005 draft (64th overall) to the Baltimore Ravens in exchange for a third round selection in 2005 (84th overall), a sixth round choice in 2005 (195th overall) and Baltimore's third round pick in the 2006 draft (75th overall).
- 4/24 The Patriots traded a fifth round pick in the 2005 draft (145th overall) and a sixth round choice in the 2005 draft (206th overall) to the Detroit Lions in exchange for Detroit's fourth round pick in the 2006 draft (106th overall).
- 4/24 The Patriots traded a sixth round pick in the 2005 draft (195th overall) and a seventh round pick in the 2005 draft (246th overall) to the Green Bay Packers in exchange for a sixth round selection in the 2005 draft (175th overall).
- 4/24 The Patriots traded a sixth round choice in the 2005 draft (175th overall) to the Oakland Raiders in exchange for a seventh round pick in the 2005 draft (230th overall) and a fifth round selection in the 2006 draft (136th overall).
- 8/22 The Patriots acquired WR Andre' Davis from the Cleveland Browns in exchange for a 2006 fifth-round draft choice (152nd overall).

2006

- 4/29 The Patriots traded a second round pick in the 2006 draft (52 overall) and a third round pick in the 2006 draft (75 overall) to the Green Bay Packers in exchange for a second round pick in the 2006 draft (36 overall).
- 6/6 The Patriots acquired DT Johnathan Sullivan from the New Orleans Saints in exchange for WR Bethel Johnson.
- 8/8 The Patriots traded OL Ross Tucker to the Cleveland Browns in exchange for a conditional draft choice.
- 8/21 The Patriots traded T Brandon Gorin to the Arizona Cardinals in exchange for a sixth-round selection in the 2007 NFL Draft (180 overall).
- 9/1 The Patriots traded RB Patrick Cobbs to the Pittsburgh Steelers in exchange for a conditional draft choice.
- 9/2 The Patriots acquired WR Doug Gabriel from the Oakland Raiders in exchange for a fifth-round selection in the 2007 NFL Draft (165 overall).

PATRIOTS TRADES 2000-10

2006 (Cont.)

- 9/11 The Patriots traded WR Deion Branch to the Seattle Seahawks in exchange for a first-round selection in the 2007 NFL Draft (24 overall).

2007

- 3/5 The Patriots acquired WR Wes Welker from the Miami Dolphins in exchange for a second-round selection in the 2007 NFL Draft (60th overall) and a seventh-round selection in the 2007 NFL Draft (238th overall).
- 4/28 The Patriots traded a first-round selection in the 2007 NFL Draft (28 overall) to the San Francisco 49ers in exchange for a first-round selection in the 2008 NFL Draft and a fourth-round selection in the 2007 NFL Draft (110 overall - Later traded for WR Randy Moss).
- 4/28 The Patriots traded a third-round selection in the 2007 NFL Draft (91 overall) to the Oakland Raiders in exchange for a third-round selection in the 2008 NFL Draft and a seventh-round selection in the 2007 NFL Draft (211 overall).
- 4/29 The Patriots acquired WR Randy Moss from the Oakland Raiders in exchange for a fourth-round selection in the 2007 NFL Draft (110 overall).
- 8/7 The Patriots acquired CB Dante Wesley from the Chicago Bears in exchange for a conditional draft choice.

2008

- 4/26 The Patriots acquired a 2008 first-round selection (10 overall) and a 2008 third-round selection (78 overall) from the New Orleans Saints in exchange for a 2008 first-round selection (7 overall) and a 2008 fifth-round selection (164 overall).
- 4/27 The Patriots acquired a 2009 second-round selection and a 2008 fifth-round selection (160 overall) from the San Diego Chargers in exchange for a 2008 third-round selection (69 overall).
- 4/27 The Patriots acquired a 2008 fifth-round selection (153 overall) from the Tampa Bay Buccaneers in exchange for a 2008 fifth-round selection (160 overall) and a 2008 seventh-round selection (238 overall).

2009

- 2/28 The Patriots acquired a 2009 second-round selection (No. 34 overall - S Patrick Chung) from the Kansas City Chiefs in exchange for quarterback Matt Cassel and linebacker Mike Vrabel.
- 3/5 The Patriots acquired wide receiver Greg Lewis and an undisclosed selection in the 2010 NFL Draft from Philadelphia in exchange for a 2009 fifth-round selection (No. 159 overall - T Fenuki Tupou).
- 4/25 The Patriots acquired a 2009 first-round selection (No. 26 overall - LB Clay Matthews) and a 2009 fifth-round selection (No. 162 overall - T Jamon Meredith) from the Baltimore Ravens in exchange for a 2009 first-round selection (No. 23 overall - T Michael Oher).
- 4/25 The Patriots acquired a 2009 second-round selection (No. 41 overall - DB Darius Butler), a 2009 third-round selection (No. 73 overall - RB Derek Cox) and a 2009 third-round selection (No. 83 overall - WR Brandon Tate) from the Green Bay Packers in exchange for a 2009 first-round selection (No. 26 overall - LB Clay Matthews) and a 2009 fifth-round selection (No. 162 overall - T Jamon Meredith).
- 4/25 The Patriots acquired a 2009 second-round selection (No. 40 overall - DL Ron Brace) from the Oakland Raiders in exchange for a 2009 second-round selection (No. 47 overall - S Michael Mitchell), a 2009 fourth-round selection (No. 124 overall - WR Louis Murphy) and a 2009 sixth-round selection (No. 199 overall - DE Stryker Sulak).
- 4/26 The Patriots acquired a 2009 seventh-round selection (No. 232 overall) and a 2010 second-round selection from the Jacksonville Jaguars in exchange for a 2009 third-round selection (No. 73 overall - RB Derek Cox).
- 4/26 The Patriots acquired a 2010 second-round selection from the Tennessee Titans in exchange for a 2009 third-round selection (No. 89 overall - TE Jared Cook).
- 4/26 The Patriots acquired a 2009 fifth-round selection (No. 137 overall - LB Jason Phillips) and a 2009

2009 (Cont.)

- fifth-round selection (No. 141 overall - WR Kenny McKinley) from the Philadelphia Eagles in exchange for CB Ellis Hobbs.
- 4/26 The Patriots acquired a 2009 fourth-round selection (No. 123 overall - OL Rich Ohrmberger) and a 2009 sixth-round selection (No. 198 overall - LS Jake Ingram) from the Baltimore Ravens in exchange for a 2009 fifth-round selection (No. 137 overall - LB Jason Phillips) and a 2009 fifth-round selection (No. 141 overall - WR Kenny McKinley).
- 4/30 The Patriots acquired TE Alex Smith from the Tampa Bay Buccaneers in exchange for a 2010 fifth-round draft selection.
- 8/6 The Patriots acquired LB Derrick Burgess from the Oakland Raiders in exchange for a 2010 third-round draft selection and a 2010 fifth-round selection.
- 8/17 The Patriots acquired a 2010 fifth-round selection from the Denver Broncos in exchange for DL Le Kevin Smith and a 2010 seventh-round selection.
- 8/25 The Patriots acquired a 7th-round pick in 2010 from the Denver Broncos in exchange for OL Russ Hochstein.
- 9/5 The Patriots acquired a 2011 sixth-round draft selection from the New Orleans Saints in exchange for TE David Thomas.
- 9/5 The Patriots acquired TE Michael Matthews from the New York Giants for a conditional draft selection.
- 9/6 The Patriots acquired a 2011 first-round draft selection from the Oakland Raiders in exchange for DE Richard Seymour.
- 9/22 The Patriots acquired LB Prescott Burgess from the Baltimore Ravens in exchange for a conditional draft selection.

2010

- 4/23 The Patriots acquired Denver's 2010 first-round pick (24th overall) and their 2010 fourth-round pick (113th overall) during a 2010 draft day trade in exchange for the Patriots' 2010 first-round pick (22nd overall).
- 4/23 The Patriots acquired Dallas' 2010 first-round pick (27th overall) and their 2010 third-round pick (90th overall) in during a 2010 draft day trade in exchange for the Patriots 2010 first-round pick (24th overall) and a 2010 fourth-round pick (119th overall).
- 4/24 The Patriots acquired Oakland's 2010 second-round pick (42nd overall) during a 2010 draft day trade in exchange for a 2010 second-round pick (44th overall) and the Patriots' assigned 2010 sixth-round pick (190th overall).
- 4/24 The Patriots acquired Arizona's 2010 second-round pick (58th overall) and 2010 third-round pick (89th overall) during a 2010 draft day trade in exchange for a 2010 second-round pick (47th overall). The Patriots had acquired the 47th overall in a draft day trade in exchange for a 2009 third-round selection (Jared Cook).
- 4/24 The Patriots acquired Carolina's 2011 second-round pick during a 2010 draft day trade in exchange for the Patriots third-round pick (89th pick overall).
- 4/24 The Patriots acquired Houston's 2010 second-round pick (62nd overall) and 2010 fifth-round pick (150th overall) during a draft day trade in exchange for the Patriots 2010 second-round pick (58th overall).
- 4/24 The Patriots acquired Washington's 2010 seventh-round pick (208th overall) during a 2010 draft day trade in exchange for two Patriots 2010 seventh-round picks (229th overall) and (231th overall).
- 8/23 The Patriots acquired OL Quinn Ojinnaka from the Atlanta Falcons for undisclosed draft considerations.
- 9/5 The Patriots acquired S Jarrad Page from the Kansas City Chiefs for undisclosed draft considerations.
- 9/5 The Patriots acquired LB Tracy White from the Philadelphia Eagles for undisclosed draft considerations.
- 9/14 The Patriots traded RB Laurence Maroney to the Denver Broncos for undisclosed draft considerations.
- 10/6 The Patriots traded WR Randy Moss to the Minnesota Vikings for an undisclosed draft choice.
- 12/12 The Patriots acquired WR Deion Branch in a trade with the Seattle Seahawks in exchange for an undisclosed draft choice.

RESULTS



PATRIOTS IN THE PRESEASON

ALL-TIME PRESEASON RESULTS

1960	4-1			ATTEND.
7/30	W	28-7	at Buffalo	16,000
8/6	W	43-6	at Dallas	4,706
8/14	L	14-24	* Dallas Texans	11,000
8/21	W	21-0	\$ Buffalo	7,500
8/28	W	28-14	# Oakland	4,000
* -at Providence \$ -at Worcester # -at Amherst				
1961	3-1			
8/10	W	14-3	* N.Y. Titans	15,387
8/19	L	14-17	* N.Y. Titans	73,916
8/25	W	28-10	\$ Buffalo	4,762
9/1	W	15-12	at Buffalo	9,022
* -at Philadelphia \$ -at Providence				
1962	2-3			
8/11	L	20-21	* Oakland	9,000
8/15	W	12-7	at Buffalo	22,112
8/18	L	10-20	\$ Houston Oilers	31,000
8/25	W	17-10	# N.Y. Titans	11,118
9/1	L	6-7	Buffalo	8,783
* -at Providence \$ -at New Orleans # -at Lowell, Mass.				
1963	0-5			
8/4	L	17-24	at Oakland	9,721
8/10	L	17-50	at San Diego	16,427
8/14	L	20-21	* Houston Oilers	9,387
8/24	L	14-24	\$ Buffalo	17,697
9/1	L	20-22	\$ N.Y. Jets	12,500
* -at Lowell, Mass. \$ - New Brunswick, N.J.				
1964	0-5			
8/9	L	7-38	* Houston Oilers	20,087
8/18	L	7-23	* N.Y. Jets	6,390
8/22	L	20-21	\$ N.Y. Jets	11,500
8/28	L	14-24	at Buffalo	12,566
9/5	L	17-27	at Denver	20,568
* -at Lowell, Mass. \$ -at New Brunswick, N.J.				
1965	0-5			
8/8	L	0-23	* Buffalo	23,674
8/13	L	16-26	* N.Y. Jets	8,000
8/21	L	6-27	at Houston Oilers	30,142
8/28	L	0-17	\$ N.Y. Jets	9,217
9/4	L	7-34	at Kansas City	15,157
* -at Allentown, Pa. \$ -at Norfolk, Va.				
1966	1-3			
8/7	L	13-19	* Buffalo	23,291
8/20	W	21-10	* Oakland	36,038
8/27	L	13-31	at San Diego	11,894
9/1	L	3-41	\$ N.Y. Jets	2,000
* -at Anaheim, Calif. \$ -at Mobile, Ala.				
1967	1-3			
8/4	L	13-55	* N.Y. Jets	16,000
8/13	L	3-33	Baltimore Colts	29,313
8/20	W	13-10	\$ Buffalo	15,300
8/26	L	7-13	Washington	15,523
* -at Bridgeport, Conn. \$ -at Rochester, N.Y.				
1968	1-3			
8/10	L	0-19	at New Orleans	54,400
8/17	L	3-25	* N.Y. Jets	14,000
8/23	W	19-17	\$ Miami	15,003
9/2	L	20-22	* Philadelphia	31,404
* -at Richmond, Va. \$ -at Jacksonville, Fla.				
1969	2-3			
8/10	W	21-13	* Cincinnati	16,900
8/17	L	16-34	at Atlanta	24,084
8/25	L	9-22	\$ Detroit	8,212
8/31	W	26-10	# Denver	18,375
9/6	L	0-13	% Miami	18,000
* -at Bowling Green, Ohio \$ -at Montreal # -at Jacksonville, Fla. % -at Birmingham, Ala.				
1970	0-4			
8/16	L	21-45	* Washington	25,584
8/29	L	0-26	* New Orleans	32,000
9/4	L	3-31	\$ Pittsburgh	22,000
9/11	L	14-16	# Denver	17,832
* -at Jackson, Miss. \$ -at Shreveport, La. # -at Salt Lake City, Utah				
1971	1-5			
8/8	L	10-27	at Minnesota	31,813
8/15	W	20-14	N.Y. Giants	60,423
8/22	L	14-28	at Buffalo	31,610
8/29	L	21-31	at L.A. Rams	53,271
9/5	L	35-45	Atlanta	48,631
9/10	L	9-38	* N.Y. Jets	28,082
* -at Memphis, Tenn.				
1972	2-4			
8/5	L	24-31	at Oakland	53,661
8/12	L	20-29	at Philadelphia	30,000
8/20	W	27-17	Chicago	50,892
8/27	L	10-31	N.Y. Giants	51,470
9/2	L	24-49	at Denver	37,128
9/10	W	34-30	Detroit	47,684
1973	1-5-1			
7/28	L	7-20	* San Francisco	19,685
8/5	T	17-17	Oakland	43,914
8/12	L	7-13	N.Y. Giants	49,209
8/18	L	10-27	at Atlanta	56,239
8/25	W	31-6	at New Orleans	64,131
9/2	L	14-35	Washington	50,369
9/7	L	21-34	at Detroit	50,104
* -at Canton, Ohio				

PRESEASON SERIES RECORDS

TEAM	GP	W	L	T	PCT.	PF	PA
Ariz./Phx/St. L. Cardinals	3	2	1	0	.667	51	65
Atlanta Falcons	11	5	6	0	.455	259	272
Baltimore Ravens	1	0	1	0	.000	15	16
Buffalo Bills	13	6	7	0	.462	191	201
Carolina Panthers	6	4	2	0	.667	136	82
Chicago Bears	2	2	0	0	1.000	65	40
Cincinnati Bengals	6	2	4	0	.333	84	104
Cleveland Browns	3	1	2	0	.333	57	52
Dallas Cowboys	5	4	1	0	.800	123	74
Denver Broncos	8	3	5	0	.375	193	176
Detroit Lions	6	2	4	0	.333	103	168
Green Bay Packers	13	7	6	0	.538	238	201
Houston Texans	0	0	0	0	.000	0	0
Indianapolis/Balt. Colts	2	0	2	0	.000	17	67
Jacksonville Jaguars	1	0	1	0	.000	0	31
K.C. Chiefs/Dallas Texans	6	3	3	0	.500	132	112
Miami Dolphins	2	1	1	0	.500	19	30
Minnesota Vikings	5	3	2	0	.600	105	96
New Orleans Saints	8	4	4	0	.500	167	163
New York Giants	19	8	11	0	.421	331	359
New York Jets/Titans	12	2	10	0	.167	129	298
Oakland/L.A. Raiders	12	5	6	1	.434	269	246
Philadelphia Eagles	19	10	9	0	.526	390	330
Pittsburgh Steelers	5	1	4	0	.200	66	122
San Diego Chargers	7	2	5	0	.286	118	178
San Francisco 49ers	4	1	3	0	.250	55	51
Seattle Seahawks	2	1	1	0	.500	40	42
St. Louis/L.A. Rams	8	4	4	0	.500	155	142
Tampa Bay Buccaneers	8	1	7	0	.125	106	237
Tenn. Titans/Houston Oilers	6	0	6	0	.000	81	160
Washington Redskins	20	13	7	0	.650	475	391
TOTALS	223	97	125	1	.437	4,170	4,506

PRESEASON BREAKDOWN

HOME	48-48-1	1960s.....	14-32-0
ROAD	38-59-0	1970s.....	25-28-1
NEUTRAL	11-18-0	1980s.....	18-23-0
AFC/AFL	27-57-1	1990s.....	17-24-0
NFC/NFL	70-68-0	2000s.....	23-18-0
JULY	2-2-0	OPENERS.....	18-32-0
AUGUST	85-104-1	HOME OPENERS	
SEPTEMBER.....	10-19-0	INTERNATIONAL	

1974	4-2			
8/2	W	21-16	at Washington	16,405
8/11	L	6-21	N.Y. Giants	17,992
8/18	W	7-3	New Orleans	20,546
8/24	W	23-14	at San Diego	18,903
8/31	L	21-27	* Denver	18,000
9/8	W	27-17	Philadelphia	35,412
* -at Spokane, Wash.				

1975	3-2			
8/10	L	14-28	N.Y. Giants	40,726
8/17	W	36-10	Minnesota	40,218
8/22	L	10-24	at Philadelphia	40,156
8/30	W ot	20-17	* Green Bay	51,769
9/7	W	31-24	San Diego	39,502
* -at Milwaukee, Wisc.				

1976	3-3			
8/1	W ot	13-7	N.Y. Giants	30,032
8/6	L	17-26	* San Diego	23,800
8/15	L	14-16	Green Bay	30,552
8/21	W	28-17	at Atlanta	30,619
8/30	L	27-30	at Cleveland	36,016
9/5	W	27-7	Philadelphia	32,254
* -at Norman, Okla.				

1977	5-1			
8/6	W	19-3	* N.Y. Giants	44,471
8/13	W	38-3	* Green Bay	53,244
8/22	L	10-21	at Philadelphia	28,025
8/28	W ot	13-10	Pittsburgh	43,779
9/4	W	45-7	Washington	41,053
9/11	W	29-10	Atlanta	41,346
* -at Milwaukee, Wisc.				

1978	4-0			
8/5	W	14-7	at L.A. Rams	60,134
8/12	W	21-7	at Oakland	53,335
8/20	W	24-7	Kansas City	39,043
8/27	W	21-10	Cleveland	42,696



PATRIOTS IN THE PRESEASON

1979	2-2								
8/4	W	37-14	at	Atlanta	59,725				
8/12	L	3-15		L.A. Rams	44,955				
8/19	W	35-14		Oakland	45,518				
8/24	L ot	17-20	at	Denver	75,103				

1980	1-3								
8/11	W	35-31	at	L.A. Rams	66,656				
8/16	L	29-31	at	Oakland	41,649				
8/24	L	17-23		Philadelphia	45,207				
8/29	L	23-30	at	Seattle	64,759				

1981	4-0								
8/10	W	34-21	at	L.A. Rams	69,006				
8/15	W	17-16	at	Tampa Bay	66,553				
8/22	W	23-21		Oakland	43,032				
8/30	W	19-10		Washington	44,078				

1982	1-3								
8/14	L	20-24	*	Pittsburgh	93,251				
8/20	L	7-14	at	Philadelphia	56,431				
8/28	L	21-36	at	Dallas	50,118				
9/4	W	41-27	at	Green Bay	39,888				
*at Knoxville, Tenn.									

1983	0-4								
8/6	L	16-27	*	Pittsburgh	42,816				
8/14	L	15-17	at	San Francisco	50,043				
8/20	L	7-13	at	L.A. Rams	40,190				
8/26	L	21-41	at	Tampa Bay	52,108				
*at Knoxville, Tenn.									

1984	2-2								
8/3	L	20-48		N.Y. Giants	34,751				
8/11	L	13-23	at	Buffalo	19,578				
8/17	W	31-27	at	Washington	35,932				
8/24	W	36-7		Kansas City	22,721				

1985	1-3								
8/10	L	20-32		New Orleans	27,014				
8/17	W	31-13	at	Kansas City	35,182				
8/23	L	36-37	at	Washington	50,538				
8/31	L	13-14	at	L.A. Rams	39,911				

1986	4-1								
8/2	W	21-16	*	St. Louis Cardinals	22,739				
8/10	W	18-7		Washington	37,335				
8/16	W	38-34	at	New Orleans	54,364				
8/22	L	10-24	at	L.A. Raiders	44,352				
8/30	W	16-9	at	Green Bay	50,642				
*at Canton, Ohio									

1987	2-2								
8/16	L	17-19		N.Y. Giants	50,014				
8/23	L ot	13-19		Philadelphia	38,734				
8/29	W	38-27	at	Minnesota	49,339				
9/4	W	14-13	*	Atlanta	52,508				
*at Jacksonville, Fla.									

1988	1-3								
8/6	L	30-34		Atlanta	32,949				
8/13	L	14-27	*	Houston Oilers	48,113				
8/20	W	24-21	at	Philadelphia	41,502				
8/26	L	21-27		Cincinnati	30,941				
*at Memphis, Tenn.									

1989	2-2								
8/12	L	17-20		N.Y. Giants	32,398				
8/19	W	17-12	*	Seattle	48,746				
8/26	W	23-7	at	Atlanta	21,118				
9/1	L	0-16		Green Bay	26,549				
*at St. Louis									

1990	0-4								
8/9	L	14-30	*	Pittsburgh	26,869				
8/18	L	10-44	\$	Tampa Bay	51,066				
8/24	L ot	10-13		Cincinnati	23,768				
8/31	L	14-45		Atlanta	24,106				
*at Montreal \$-at Jacksonville, Fla.									

1991	1-3								
8/3	L	7-28	at	Green Bay	52,852				
8/10	L	6-27		Washington	16,757				
8/17	L	0-46	at	Phoenix Cardinals	51,070				
8/24	W	24-6		N.Y. Giants	21,147				

1992	1-3								
8/8	L	14-34	at	Indianapolis	42,786				
8/14	L	10-20		San Diego	18,626				
8/22	L	9-42	at	Detroit	53,682				
8/29	W	34-10	at	Green Bay	47,152				

1993	1-3								
8/7	L	7-13	at	San Diego	46,286				
8/14	L	9-12	*	Cleveland	33,021				
8/20	W	21-17		Green Bay	24,909				
8/27	L	20-27		Kansas City	46,501				
*at Toronto									

1994	3-1								
8/5	W	24-6		New Orleans	37,800				
8/13	W	28-10	at	L.A. Rams	24,847				
8/18	W	27-17		Washington	45,394				
8/26	L	20-24	at	Green Bay	57,722				

1995	1-3								
8/4	L	17-30		Detroit	52,634				
8/12	W	21-14		Minnesota	56,241				
8/17	L	7-31	at	Philadelphia	53,072				
8/25	L	24-32	at	Oakland	51,709				

1996	3-1								
8/2	L	7-24	at	Green Bay	57,918				
8/12	W	31-7		Dallas	57,874				
8/18	W	37-10		Philadelphia	55,606				
8/23	W	27-19		Washington	48,242				

1997	3-1								
7/31	L	3-7	at	Green Bay	60,778				
8/8	W	16-10		Dallas	60,292				
8/17	W	31-21		Denver	55,354				
8/21	W	28-14	at	Philadelphia	40,000				

1998	3-2								
8/2	L	13-14	at	San Francisco	46,374				
8/9	L	0-28		Minnesota	54,111				
8/17	W	21-3	*	Dallas	106,424				
8/22	W	20-17	at	Washington	63,761				
8/29	W	24-7		Philadelphia	59,001				
*at Mexico City									

1999	1-3								
8/13	L	14-20		Washington	53,440				
8/21	W	34-14		Dallas	50,816				
8/28	L	14-45	at	Tampa Bay	64,092				
9/2	L	20-23	at	Carolina	52,976				

2000	3-2								
7/31	W	20-0	*	San Francisco	22,840				
8/4	W	13-10	at	Detroit	48,929				
8/11	L	20-30	at	Washington	67,511				
8/20	L	21-31	at	Tampa Bay	60,292				
8/24	W	29-21		Carolina	60,292				
*at Canton, Ohio									

2001	3-1								
8/10	W	14-0		N.Y. Giants	60,292				
8/18	W	23-8	at	Carolina	71,597				
8/25	L	3-20	at	Tampa Bay	65,444				
8/30	W	33-13		Washington	60,292				

2002	3-1								
8/10	L	19-22	at	N.Y. Giants	76,359				
8/17	W	16-15		Philadelphia	68,436				
8/23	W	23-3		Carolina	68,436				
8/29	W	28-14	at	Washington	70,118				

2003	4-0								
8/7	W	26-6		N.Y. Giants	68,436				
8/16	W	20-13	at	Washington	68,980				
8/22	W	24-12	at	Philadelphia	66,279				
8/27	W	38-23		Chicago	68,436				

2004	1-3								
8/13	W	24-6		Philadelphia	68,756				
8/21	L	3-31	at	Cincinnati	50,287				
8/28	L	17-20	at	Tennessee	72,829				
9/2	L	0-31		Jacksonville	68,756				

2005	2-2								
8/12	W	23-13	at	Cincinnati	55,544				
8/18	L	27-37		New Orleans	68,756				
8/26	W	27-3	at	Green Bay	69,501				
9/1	L	3-27		N.Y. Giants	68,756				

2006	2-2								
8/11	L	23-26	at	Atlanta	69,283				
8/19	W	30-3		Arizona	68,756				
8/26	W	41-0		Washington	68,756				
8/31	L	23-31	at	N.Y. Giants	76,428				

2007	2-2								
8/10	L	10-13		Tampa Bay	65,130				
8/17	L	24-27	at	Tennessee	68,756				
8/24	W	24-7	at	Carolina	72,882				
8/30	W	27-20		N.Y. Giants	68,756				

8/17	L	24-27	at	Tennessee	60,730
8/24	W	24-7		Carolina	72,882
8/30	W	27-20		N.Y. Giants	68,756
2008	0-4				
8/7	L	15-16		Baltimore	68,756

ALL-TIME SERIES STANDINGS

ALL-TIME RECORD VS. OPPONENTS

TEAM	OVERALL RECORD (REG. SEASON AND PLAYOFFS)						FIRST MEETING	LAST MEETING	PLAYOFFS			
	GP	W	L	T	PCT	PF			PA	GP	W	L
Ariz./Phx./St. L. Cardinals	12	6	6	0	.500	238	222	1970	2008	-	-	-
Atlanta Falcons	12	6	6	0	.500	219	277	1972	2009	-	-	-
Baltimore Ravens	7	5	1	0	.857	181	142	1996	2010	1	0	1
Buffalo Bills	102	61	40	1	.603	2,152	1,828	1960	2010	1	1	0
Carolina Panthers	5	3	2	0	.600	124	92	1995	2009	1	1	0
Chicago Bears	12	8	4	0	.666	247	196	1973	2010	1	0	1
Cincinnati Bengals	22	14	8	0	.636	440	471	1968	2010	-	-	-
Cleveland Browns	22	9	13	0	.409	365	409	1971	2010	1	0	1
Dallas Cowboys	10	3	7	0	.300	196	218	1971	2007	-	-	-
Denver Broncos	43	16	27	0	.372	864	997	1960	2009	2	0	2
Detroit Lions	10	6	4	0	.600	205	214	1971	2010	-	-	-
Green Bay Packers	10	5	5	0	.500	200	250	1973	2010	1	0	1
Houston Texans	3	2	1	0	.667	90	61	2003	2009	-	-	-
Indianapolis/Balt. Colts	74	45	29	0	.608	1,747	1,384	1970	2010	3	2	1
Jacksonville Jaguars	9	8	1	0	.889	229	137	1996	2009	4	3	1
K.C. Chiefs/Dallas Texans	31	12	16	3	.435	619	752	1960	2008	-	-	-
Miami Dolphins	91	41	50	0	.451	1,867	1,983	1966	2010	3	2	1
Minnesota Vikings	11	7	4	0	.636	230	237	1970	2010	-	-	-
New Orleans Saints	12	8	4	0	.667	270	252	1972	2009	-	-	-
New York Giants	9	5	4	0	.556	156	160	1970	2007	1	0	1
New York Jets/Titans	103	51	51	1	.500	2,300	2,168	1960	2010	2	2	0
Oakland/L.A. Raiders	32	16	15	1	.516	717	789	1960	2008	3	2	1
Philadelphia Eagles	11	5	6	0	.455	227	249	1973	2007	1	1	0
Pittsburgh Steelers	25	11	14	0	.444	519	541	1972	2010	4	3	1
San Diego/L.A. Chargers	38	21	15	2	.579	880	783	1960	2010	3	2	1
San Francisco 49ers	11	4	7	0	.364	198	264	1971	2008	-	-	-
Seattle Seahawks	15	8	7	0	.533	298	271	1977	2008	-	-	-
St. Louis/L.A. Rams	11	6	5	0	.545	223	215	1974	2008	1	1	0
Tampa Bay Buccaneers	7	5	2	0	.714	159	90	1976	2009	-	-	-
Tenn. Titans/Houston Oilers	39	22	16	1	.577	954	794	1960	2009	2	1	1
Washington Redskins	8	2	6	0	.250	171	168	1972	2007	-	-	-
Totals	807	422	376	9	.525	17,288	16,622	1960	2010	35	21	14
2010 Opponents in BOLD												

2010 Opponents in **BOLD**

PATRIOTS IN PRIME TIME

The Patriots have played in 86 prime-time games (beginning after 7:00 p.m. ET) and have compiled a 45-41 record in those games.

MONDAY NIGHT (19-22)

ESPN (7-1)				
Date	W/L	Score	Opponent	
10/30/06	W	31-7	at Minnesota	
10/01/07	W	34-13	at Cincinnati	
12/03/07	W	27-24	at Baltimore	
10/20/08	W	41-7	Denver	
09/14/09	W	25-24	Buffalo	
11/30/09	L	17-38	at New Orleans	
10/04/10	W	41-14	at Miami	
12/06/10	W	45-3	N.Y. Jets	

ABC (12-21)

Date	W/L	Score	Opponent	
11/06/72	L	17-24	Baltimore	
12/01/75	L	7-20	at Miami	
10/18/76	W	41-7	N.Y. Jets	
09/26/77	L ot	27-30	at Cleveland	
09/18/78	L	27-34	Baltimore	
12/18/78	L	3-23	at Miami	
09/03/79	L ot	13-16	Pittsburgh	
10/01/79	L	14-27	at Green Bay	
09/29/80	W	23-14	Denver	
11/10/80	L	34-38	at Houston	
12/08/80	L ot	13-16	at Miami	
09/21/81	L	35-21	Dallas	
12/16/85	L	27-30	at Miami	
12/22/86	W	34-27	at Miami	
09/21/87	L	24-43	at N.Y. Jets	
12/28/87	W	24-10	at Miami	
10/23/95	W	27-14	Buffalo	
10/06/97	L	13-34	at Denver	
10/27/97	L	10-28	Green Bay	
12/22/97	W	14-12	at Miami	
09/07/98	L	21-27	at Denver	
10/19/98	L	14-24	N.Y. Jets	
11/23/98	W	26-23	Miami	
11/15/99	L	17-24	N.Y. Jets	
09/11/00	L	19-20	at N.Y. Jets	
12/04/00	W	30-24	Kansas City	
09/09/02	W	30-14	Pittsburgh	
12/16/02	L	7-24	at Tennessee	
11/03/03	W	30-26	at Denver	
11/22/04	W	27-19	at Kansas City	
12/20/04	L	28-29	at Miami	
11/07/05	L	21-40	Indianapolis	
12/26/05	W	31-21	at N.Y. Jets	

SUNDAY NIGHT (17-14)

NBC (5-5)				
Date	W/L	Score	Opponent	
09/24/06	L	7-17	Denver	
11/07/06	L	20-27	Indianapolis	
09/16/07	W	38-14	San Diego	
11/18/07	W	56-10	at Buffalo	
11/25/07	W	31-28	Philadelphia	
10/12/08	L	10-30	at San Diego	
11/02/08	L	15-18	at Indianapolis	
11/15/09	L	34-35	at Indianapolis	
11/14/10	W	39-26	at Pittsburgh	
12/19/10	W	31-27	Green Bay	

ESPN (9-6)

Date	W/L	Score	Opponent	
11/08/87	L	10-17	at N.Y. Giants	
11/20/88	W	6-3	at Miami	
12/10/89	L	10-31	at Miami	
11/10/91	L	20-30	at Miami	
11/27/94	W	12-10	at Indianapolis	
12/01/96	W	45-7	at San Diego	
09/13/98	W	24-8	Indianapolis	
09/26/99	W	16-14	N.Y. Giants	
12/05/99	W	13-6	Dallas	
11/18/01	L	17-24	St. Louis	
11/17/02	L	20-27	at Oakland	
12/22/02	L	17-30	N.Y. Jets	
11/16/03	W	12-0	Dallas	
11/14/04	W	29-6	Buffalo	
10/30/05	W	21-16	Buffalo	

TNT (2-3)

Date	W/L	Score	Opponent	
10/04/92	L	21-30	at N.Y. Jets	
09/26/93	L	7-45	at N.Y. Jets	
10/08/95	L	3-37	Denver	
10/27/96	W	28-25	Buffalo	
09/14/97	W ot	27-24	N.Y. Jets	

ABC (1-0)

Date	W/L	Score	Opponent	
09/24/78	W	21-14	at Oakland	

THURSDAY NIGHT (3-3)

ABC (3-1)				
Date	W/L	Score	Opponent	
11/29/79	L	24-39	at Miami	
09/11/86	W	20-6	at N.Y. Jets	
09/09/04	W	27-24	Indianapolis	
09/08/05	W	30-20	Oakland	

NFL NETWORK (0-1)				
Date	W/L	Score	Opponent	
11/13/08	L ot	31-34	N.Y. Jets	

TNT (0-1)				
Date	W/L	Score	Opponent	
10/18/90	L	10-17	at Miami	

SATURDAY NIGHT (2-1)

ESPN (1-1)				
Date	W/L	Score	Opponent	
12/23/95	L	7-10	at Indianapolis	
12/20/03	W	21-16	at N.Y. Jets	

NFL NETWORK (1-0)				
Date	W/L	Score	Opponent	
12/29/07	W	38-35	at N.Y. Giants	

PRIME-TIME PLAYOFF GAMES

All five games played on Saturdays

CBS (3-1)				
Date	W/L	Score	Opponent	
01/19/02	W ot	16-13	Oakland	
01/10/04	W	17-14	Tennessee	
01/14/06	L	13-27	at Denver	
01/12/08	W	31-20	Jacksonville	

ABC (1-0)				
Date	W/L	Score	Opponent	
01/07/06	W	28-3	Jacksonville	



SERIES RESULTS

(includes playoff games)

ARIZONA CARDINALS

Patriots 6, Cardinals 6

11/08/70	L	0-31	A
11/02/75	L	17-24	A
09/10/78	W	16-6	A
11/29/81	L	20-27	H
12/02/84	L	10-33	H
11/25/90	L	14-34	A
09/29/91	L	10-24	A
10/10/93	W	23-21	A
09/15/96	W	31-0	H
10/31/99	W	27-3	A
09/19/04	W	23-12	A
12/21/08	W	47-7	H

Note: Franchise located in St. Louis from 1960-87, Named Phoenix Cardinals from 1988-94

ATLANTA FALCONS

Patriots 6, Falcons 6

09/24/72	W	21-20	H
12/04/77	W	16-10	A
09/14/80	L	21-37	H
10/30/83	L	13-24	A
11/02/86	W	25-17	H
10/15/89	L	15-16	A
11/29/92	L	0-34	A
10/01/95	L	17-30	A
11/08/98	L	10-41	H
11/04/01	W	24-10	A
10/09/05	W	31-28	A
09/27/09	W	26-10	H

BALTIMORE RAVENS

Patriots 5, Ravens 1

10/06/96	W	46-38	A
01/02/00	W	20-3	H
11/28/04	W	24-3	H
12/03/07	W	27-24	A
10/04/09	W	27-21	H
01/10/10*	L	14-33	H
10/17/10	W	23-20	OT H

* = Playoffs

BUFFALO BILLS

Patriots 61, Bills 40 (1 Tie)

09/23/60	L	0-13	H
12/04/60	L	14-38	A
09/23/61	W	23-21	A
10/22/61	W	52-21	H
11/03/62	T	28-28	A
11/23/62	W	21-10	H
10/26/63	L	21-28	A
12/01/63	W	17-7	H
12/28/63*	W	26-8	A
11/15/64	W	36-28	A
12/20/64	L	14-24	H
09/11/65	L	7-24	A
11/07/65	L	7-23	H
10/08/66	W	20-10	A
12/04/66	W	14-3	H
09/24/67	W	23-0	A
12/09/67	L	16-44	H
09/08/68	W	16-7	A
10/20/68	W	23-6	H
10/11/69	L	16-23	A
11/23/69	W	35-21	H
11/01/70	L	10-45	H
11/29/70	W	14-10	A
11/14/71	W	38-33	H
11/28/71	L	20-27	A
10/08/72	L	14-38	A
11/19/72	L	24-27	H
09/16/73	L	13-31	H
12/09/73	L	13-37	A
10/20/74	L	28-30	A
11/03/74	L	28-29	H
11/23/75	L	31-45	A

12/14/75	L	14-34	H
10/24/76	W	26-22	A
11/07/76	W	20-10	H
11/06/77	L	14-24	H
11/20/77	W	20-7	A
11/05/78	W	14-10	A
12/10/78	W	26-24	H
11/04/79	W	26-6	A
11/25/79	L	13-16	OT H
10/26/80	L	13-31	A
12/14/80	W	24-2	H
11/22/81	L	17-20	A
12/13/81	L	10-19	H
01/02/83	W	30-19	H
10/23/83	W	31-0	A
11/06/83	W	21-7	H
09/02/84	W	21-17	A
11/11/84	W	38-10	H
09/22/85	W	17-14	A
10/13/85	W	14-3	H
10/26/86	W	23-3	A
11/23/86	W	22-19	H
10/11/87	W	14-7	H
12/20/87	W	13-7	A
09/18/88	L	14-16	H
10/23/88	L	20-23	A
10/01/89	L	10-31	A
11/19/89	W	33-24	H
10/28/90	L	10-27	H
11/18/90	L	0-14	A
11/03/91	L	17-22	A
11/24/91	W	16-13	H
09/27/92	L	7-41	H
11/01/92	L	7-16	A
09/05/93	L	14-38	A
11/07/93	L	10-13	OT H
09/11/94	L	35-38	H
12/18/94	W	41-17	A
10/23/95	W	27-14	H
11/26/95	W	35-25	A
09/08/96	L	10-17	A
10/27/96	W	28-25	H
10/12/97	W	33-6	H
11/09/97	W	31-10	A
11/15/98	L	10-13	A
11/29/98	W	25-21	H
11/28/99	L	7-17	A
12/26/99	L	10-13	OT H
11/05/00	L	13-16	OT H
12/17/00	W	13-10	OT A
11/11/01	W	21-11	H
12/16/01	W	12-9	OT A
11/03/02	W	38-7	A
12/08/02	W	27-17	H
09/07/03	L	0-31	A
12/27/03	W	31-0	H
10/03/04	W	31-17	A
11/14/04	W	29-6	H
10/30/05	W	21-16	H
12/11/05	W	35-7	A
09/10/06	W	19-17	H
10/22/06	W	28-6	A
09/23/07	W	38-7	H
11/18/07	W	56-10	H
11/09/08	W	20-10	H
12/28/08	W	13-0	A
09/14/09	W	25-24	H
12/20/09	W	17-10	A
09/26/10	W	38-30	H
12/26/10	W	34-3	A

* = Playoffs

CAROLINA PANTHERS

Patriots 3, Panthers 2

10/29/95	L	17-20	OT H
01/06/02	W	38-6	A
02/01/04*	W	32-29	N

09/18/05	L	17-27	A
12/13/09	W	20-10	H

* = Super Bowl XXXVIII

CHICAGO BEARS

Patriots 8, Bears 4

10/21/73	W	13-10	A
10/14/79	W	27-7	A
12/05/82	L	13-26	A
09/15/85	L	7-20	A
01/26/86*	L	10-46	N
10/30/88	W	30-7	H
12/24/94	W	13-3	A
09/21/97	W	31-3	H
12/10/00	L	17-24	A
11/10/02	W	33-30	A
11/26/06	W	17-13	H
12/12/10	W	12-12	A

Note: The game on Nov. 10, 2002 was played in Champaign, Ill.

* = Super Bowl XX

CINCINNATI BENGALS

Patriots 14, Bengals 8

12/01/68	W	33-14	H
11/16/69	W	25-14	A
12/20/70	L	7-45	A
09/17/72	L	7-31	H
10/12/75	L	10-27	A
10/15/78	W	10-3	A
09/16/79	W	20-14	A
10/14/84	W	20-14	H
12/22/85	W	34-23	H
12/07/86	L	7-31	H
10/16/88	W	27-21	H
09/23/90	L	7-41	A
12/22/91	L	7-29	A
12/20/92	L	10-20	A
12/12/93	W	7-2	H
09/18/94	W	31-28	A
11/19/00	W	16-13	H
09/09/01	L	17-23	A
12/12/04	W	35-28	H
10/01/06	W	38-13	A
10/01/07	W	34-13	A
09/12/10	W	38-24	H

CLEVELAND BROWNS

Browns 13, Patriots 9

11/21/71	L	7-27	A
11/10/74	L	14-21	H
09/26/77	L	27-30	OT A
09/07/80	W	34-17	H
11/21/82	L	7-10	A
11/20/83	L	0-30	H
10/07/84	W	17-16	A
10/06/85	L	20-24	A
10/04/87	L	10-20	H
09/08/91	L	0-20	H
10/25/92	L	17-19	H
12/19/93	W	20-17	A
11/06/94	L	6-13	A
01/01/95*	L	13-20	A
09/03/95	W	17-14	H
10/03/99	W	19-7	A
11/12/00	L	11-19	A
12/09/01	W	27-16	H
10/26/03	W	9-3	H
12/05/04	W	42-15	A
10/07/07	W	34-17	H
11/07/10	L	13-34	A

* = Playoffs

DALLAS COWBOYS

Cowboys 7, Patriots 3

10/24/71	L	21-44	A
11/16/75	L	31-34	H
12/03/78	L	10-17	A



SERIES RESULTS

09/21/81	L	21-35	H
11/22/84	L	17-20	A
11/15/87	L	17-23	OT H
12/15/96	L	6-12	A
12/05/99	W	13-6	H
11/16/03	W	12-0	H
10/14/07	W	48-27	A

DENVER BRONCOS

Broncos 27, Patriots 16

09/09/60	L	10-13	H
10/23/60	L	24-31	A
09/16/61	W	45-17	H
12/03/61	W	28-24	A
09/21/62	W	41-16	H
11/11/62	W	33-29	A
09/29/63	L	10-14	A
10/18/63	W	40-21	H
10/04/64	W	39-10	A
11/20/64	W	12-7	H
09/24/65	L	10-27	H
12/12/65	W	28-20	A
09/18/66	W	24-10	A
11/06/66	L	10-17	H
09/03/67	L	21-26	A
09/29/68	W	20-17	A
11/03/68	L	14-35	H
09/14/69	L	7-35	A
12/17/72	L	21-45	A
11/28/76	W	38-14	H
11/11/79	L	10-45	A
09/29/80	W	23-14	H
11/04/84	L	19-26	A
09/28/86	L	20-27	A
01/04/87*	L	17-22	A
12/06/87	L	20-31	A
12/17/88	L	10-21	A
10/27/91	L	6-9	H
12/01/91	L	3-20	A
10/08/95	L	3-37	H
11/17/96	L	8-34	H
10/06/97	L	13-34	A
09/07/98	L	21-27	A
10/24/99	W	24-23	H
10/01/00	W	28-19	A
10/28/01	L	20-31	A
10/27/02	L	16-24	H
11/03/03	W	30-26	A
10/16/05	L	20-28	A
01/14/06*	L	13-27	A
09/24/06	L	7-17	H
10/20/08	W	41-7	H
10/11/09	L	17-20	OT A

* = Playoffs

DETROIT LIONS

Patriots 6, Lions 4

09/26/71	L	7-34	H
10/10/76	L	10-30	A
10/07/79	W	24-17	H
12/08/85	W	23-6	H
09/12/93	L	16-19	OT H
09/25/94	W	23-17	A
11/23/00	L	9-34	A
11/28/02	W	20-12	A
12/03/06	W	28-21	H
11/25/10	W	45-24	A

GREEN BAY PACKERS

Patriots 5, Packers 5

11/18/73	W	33-24	H
10/01/79	L	14-27	A
09/08/85	W	26-20	H
10/09/88	L	3-45	A
10/02/94	W	17-16	H
01/26/97*	L	21-35	N
10/27/97	L	10-28	H
10/13/02	L	10-28	H
11/19/06	W	35-0	A

12/19/10	W	31-27	H
----------	---	-------	---

Note: 1988 game was played in Milwaukee
* = Super Bowl XXXI

HOUSTON TEXANS

Patriots 2, Texans 1

11/23/03	W	23-20	OT A
12/17/06	W	40-7	H
01/03/10	L	27-34	A

INDIANAPOLIS COLTS

Patriots 45, Colts 29

10/04/70	L	6-14	H
10/25/70	L	3-27	A
10/03/71	L	3-23	H
12/19/71	W	21-17	A
11/06/72	L	17-24	H
11/26/72	L	0-31	A
10/07/73	W	24-16	H
12/16/73	L	13-18	A
10/06/74	W	42-3	H
11/24/74	W	27-17	A
10/19/75	W	21-10	H
12/21/75	L	21-34	A
09/12/76	L	13-27	H
11/14/76	W	21-14	A
10/23/77	W	17-3	H
12/18/77	L	24-30	A
09/18/78	L	27-34	H
11/26/78	W	35-14	A
10/10/79	L	26-31	A
11/18/79	W	50-21	H
10/19/80	W	37-21	A
11/23/80	W	47-21	H
09/06/81	L	28-29	H
12/20/81	L	21-23	A
09/12/82	W	24-13	A
09/04/83	L	23-29	OT H
10/09/83	L	7-12	A
11/18/84	W	50-17	A
12/16/84	W	16-10	H
11/10/85	W	34-15	H
12/01/85	W	38-31	A
09/07/86	W	33-3	H
11/09/86	W	30-21	A
10/25/87	L	16-30	A
11/22/87	W	24-0	H
10/02/88	W	21-17	H
10/29/89	W	23-20	OT A
11/27/88	L	21-24	A
12/03/89	W	22-16	H
09/16/90	W	16-14	A
11/11/90	L	10-13	H
09/01/91	W	16-7	A
12/08/91	W	23-17	OT H
11/15/92	W	37-34	OT A
12/06/92	L	0-6	H
10/31/93	L	6-9	A
12/26/93	W	38-0	H
11/27/94	W	12-10	A
12/11/94	W	28-13	H
11/19/95	L	10-24	H
12/23/95	L	7-10	A
10/20/96	W	27-9	A
11/24/96	W	27-13	H
09/07/97	W	31-6	A
11/30/97	W	20-17	H
09/13/98	W	29-6	H
11/01/98	W	21-16	A
09/19/99	W	31-28	H
12/12/99	L	15-20	H
10/08/00	W	24-16	H
10/22/00	L	23-30	A
09/30/01	W	44-13	H
10/21/01	W	38-17	A
11/30/03	W	38-34	A
01/18/04*	W	24-14	H
09/09/04	W	27-24	H
01/16/05*	W	20-3	H

11/07/05	L	21-40	H
11/05/06	L	20-27	H
01/21/07*	L	34-38	A
11/04/07	W	24-20	A
11/02/08	L	15-18	A
11/15/09	L	34-35	A
11/21/10	W	31-28	H

Note: Franchise located in Baltimore from 1947-83

* = Playoffs

JACKSONVILLE JAGUARS

Patriots 8, Jaguars 1

09/22/96	W	28-25	OT H
01/12/97*	W	20-6	H
12/07/97	W	26-20	A
01/03/99*	L	10-25	A
12/14/03	W	27-13	H
01/07/06*	W	28-3	H
12/24/06	W	24-21	A
01/12/08*	W	31-20	H
12/27/09	W	35-7	H

* = Playoffs

KANSAS CITY CHIEFS

Chiefs 16, Patriots 12 (3 Ties)

11/18/60	W	42-14	H
12/11/60	L	0-34	A
10/29/61	W	18-17	A
11/03/61	W	28-21	H
09/08/62	L	28-42	A
10/12/62	L	7-27	H
11/17/63	T	24-24	H
12/14/63	L	3-35	A
10/23/64	W	24-7	H
12/06/64	W	31-24	A
10/03/65	L	17-27	A
11/21/65	T	10-10	H
09/25/66	L	24-43	H
11/20/66	T	27-27	A
11/12/67	L	10-33	H
11/17/68	L	17-31	A
09/21/69	L	0-31	H
10/11/70	L	10-23	A
09/23/73	L	7-10	H
09/18/77	W	21-17	H
10/04/81	W	33-17	H
12/02/90	L	7-37	H
12/13/92	L	20-27	A
10/15/95	L	26-31	A
10/11/98	W	40-10	H
10/10/99	L	14-16	A
12/04/00	W	30-24	H
09/22/02	W	41-38	OT H
11/22/04	W	27-19	A
11/27/05	L	16-26	A
09/07/08	W	17-10	H

Note: Franchise located in Dallas (as Dallas Texans) from 1960-62

MIAMI DOLPHINS

Dolphins 50, Patriots 41

11/27/66	W	20-14	A
10/15/67	W	41-10	H
12/17/67	L	32-41	A
11/24/68	L	10-34	H
12/08/68	L	7-38	A
11/09/69	L	16-17	H
11/30/69	W	38-23	A
09/20/70	W	27-14	H
12/06/70	L	20-37	A
10/17/71	L	3-41	A
12/05/71	W	34-13	H
11/12/72	L	0-52	A
12/03/72	L	21-37	H
09/30/73	L	23-44	A
10/28/73	L	14-30	H
09/15/74	W	34-24	H
12/15/74	L	27-34	A
09/28/75	L	14-22	H

SERIES RESULTS

12/01/75	L	7-20	A
09/19/76	W	30-14	H
10/31/76	L	3-10	A
11/13/77	L	5-17	A
12/11/77	W	14-10	H
10/22/78	W	33-24	A
12/18/78	L	3-23	A
10/21/79	W	28-13	H
11/29/79	L	24-39	A
10/12/80	W	34-0	H
12/08/80	L	13-16	OT H
11/08/81	L	27-30	OT H
12/06/81	L	14-24	A
12/12/82	W	3-0	H
01/08/83*	L	13-28	A
09/11/83	L	24-34	A
11/13/83	W	17-6	H
09/09/84	L	7-28	A
10/21/84	L	24-44	H
11/03/85	W	17-13	H
12/16/85	L	27-30	A
01/12/86*	W	31-14	A
10/05/86	W	34-7	H
12/22/86	W	34-27	A
09/13/87	W	28-21	H
12/28/87	W	24-10	A
11/06/88	W	21-10	H
11/20/88	W	6-3	A
09/17/89	L	10-24	H
12/10/89	L	10-31	A
09/09/90	L	24-27	H
10/18/90	L	10-17	A
10/06/91	L	10-20	H
11/10/91	L	20-30	A
10/18/92	L	17-38	A
12/27/92	L	13-16	OT H
11/21/93	L	13-17	A
01/02/94	W	33-27	OT H
09/04/94	L	35-39	A
10/30/94	L	3-23	H
09/10/95	L	3-20	H
11/12/95	W	34-17	A
09/01/96	L	10-24	A
11/03/96	W	42-23	H
11/23/97	W	27-24	H
12/22/97	W	14-12	A
12/28/97*	W	17-3	H
10/25/98	L	9-12	OT A
11/23/98	W	26-23	H
10/17/99	L	30-31	H
11/21/99	L	17-27	A
09/24/00	L	3-10	A
12/24/00	L	24-27	H
10/07/01	L	10-30	A
12/22/01	W	20-13	H
10/06/02	L	13-26	A
12/29/02	W	27-24	OT H
10/19/03	W	19-13	OT H
12/07/03	W	12-0	H
10/10/04	W	24-10	H
12/20/04	L	28-29	A
11/13/05	W	23-16	A
01/01/06	L	26-28	H
10/08/06	W	20-10	H
12/10/06	L	0-21	A
10/21/07	W	49-28	A
12/23/07	W	28-7	H
09/21/08	L	13-38	H
11/23/08	W	48-28	A
11/08/09	W	27-17	H
12/06/09	L	21-22	A
10/04/10	W	41-14	A
01/02/11	W	38-7	H

Notes: Game on 11/30/69 played in Tampa.

* = Playoffs

MINNESOTA VIKINGS

Patriots 7, Vikings 4

12/13/70	L	14-35	H
10/27/74	W	17-14	A

12/16/79	W	27-23	H
09/11/88	L	6-36	A
10/20/91	W	26-23	OT H
11/13/94	W	26-20	OT H
11/02/97	L	18-23	A
09/17/00	L	13-21	H
11/24/02	W	24-17	H
10/30/06	W	31-7	A
10/31/10	W	28-18	H

NEW ORLEANS SAINTS

Patriots 8, Saints 4

12/10/72	W	17-10	A
12/05/76	W	27-6	H
12/21/80	W	38-27	A
12/04/83	W	7-0	H
11/30/86	W	21-20	A
11/12/89	L	24-28	H
11/08/92	L	14-31	H
12/03/95	L	17-31	H
10/04/98	W	30-27	A
11/25/01	W	34-17	H
11/20/05	W	24-17	H
11/30/09	L	17-38	A

NEW YORK GIANTS

Patriots 5, Giants 4

10/18/70	L	0-16	H
09/22/74	W	28-20	A
11/08/87	L	10-17	A
12/30/90	L	10-13	H
12/21/96	W	23-22	A
09/26/99	W	16-14	H
10/12/03	W	17-6	H
12/29/07	W	38-35	A
02/03/08*	L	14-17	N

* = Super Bowl XLII

NEW YORK JETS

Patriots 51, Jets 51 (1 Tie)

09/16/60	W	28-24	A
11/11/60	W	38-21	H
09/09/61	L	20-21	H
10/01/61	L	30-37	A
10/06/62	W	43-14	A
11/30/62	W	24-17	H
09/08/63	W	38-14	H
10/05/63	L	24-31	A
09/27/64	W	26-10	H
10/31/64	L	14-35	A
11/14/65	L	20-30	H
11/28/65	W	27-23	A
10/02/66	T	24-24	H
12/17/66	L	28-38	A
10/29/67	L	23-30	A
11/19/67	L	24-29	H
09/22/68	L	31-47	H
10/27/68	L	14-48	A
10/05/69	L	14-23	H
10/26/69	L	17-23	A
09/27/70	L	21-31	H
11/22/70	L	3-17	A
10/10/71	W	20-0	H
12/12/71	L	6-13	A
10/15/72	L	13-41	H
10/29/72	L	10-34	A
10/14/73	L	7-9	H
11/11/73	L	13-33	A
10/13/74	W	24-0	A
11/17/74	L	16-21	H
10/05/75	L	7-36	A
12/07/75	L	28-30	H
10/18/76	W	41-7	H
11/21/76	W	38-24	A
10/02/77	L	27-30	A
10/30/77	W	24-13	H
10/29/78	W	55-21	H
11/19/78	W	19-17	A
09/09/79	W	56-3	H

12/09/79	L	26-27	A
10/05/80	W	21-11	A
11/02/80	W	34-21	H
10/11/81	L	24-28	A
11/15/81	L	6-17	H
09/19/82	L	7-31	H
09/18/83	W	23-13	H
11/27/83	L	3-26	A
09/30/84	W	28-21	A
10/28/84	W	30-20	H
10/20/85	W	20-13	H
11/24/85	L	13-16	OT A
12/28/85*	W	26-14	A
09/11/86	W	20-6	A
10/12/86	L	24-31	H
09/21/87	L	24-43	A
12/13/87	W	42-20	H
09/04/88	W	28-3	H
11/13/88	W	14-13	A
09/10/89	W	27-24	A
11/05/89	L	26-27	H
09/30/90	L	13-37	H
12/23/90	L	7-42	A
11/17/91	L	21-28	H
12/15/91	W	6-3	A
10/04/92	L	21-30	A
11/22/92	W	24-3	H
09/26/93	L	7-45	A
11/28/93	L	0-6	H
10/16/94	L	17-24	A
12/04/94	W	24-13	H
11/05/95	W	20-7	A
12/10/95	W	31-28	H
11/10/96	W	31-27	A
12/08/96	W	34-10	H
09/14/97	W	27-24	OT H
10/19/97	L	19-24	A
10/19/98	L	14-24	H
12/27/98	L	10-31	A
09/12/99	W	30-28	A
11/15/99	L	17-24	H
09/11/00	L	19-20	A
10/15/00	L	17-34	H
09/23/01	L	3-10	H
12/02/01	W	17-16	A
09/15/02	W	44-7	A
12/22/02	L	17-30	H
09/21/03	W	23-16	H
12/20/03	W	21-16	A
10/24/04	W	13-7	H
12/26/04	W	23-7	A
12/04/05	W	16-3	H
12/26/05	W	31-21	A
09/17/06	W	24-17	A
11/12/06	L	14-17	H
01/07/07*	W	37-16	H
09/09/07	W	38-14	A
12/16/07	W	20-10	H
09/14/08	W	19-10	A
11/13/08	L	31-34	OT H
09/20/09	L	9-16	A
11/22/09	W	31-14	H
09/19/10	L	14-28	A
12/06/10	W	45-3	H

Notes: Franchise known as N.Y. Titans from 1960-62.

Games on 9/8/63 at B.C. Alumni Stadium; 9/22/68 at Legion Field in Birmingham, Ala.

* = Playoffs

OAKLAND RAIDERS

Patriots 16, Raiders 15 (1 Tie)

10/16/60	L	14-27	A
11/04/60	W	34-28	H
11/17/61	W	20-17	H
12/09/61	W	35-21	A
10/26/62	W	26-16	H
12/16/62	L	0-20	A
09/22/63	W	20-14	A
10/11/63	W	20-14	H



SERIES RESULTS

09/13/64	W	17-14	A
10/16/64	T	43-43	H
10/08/65	L	10-24	H
10/24/65	L	21-30	A
10/30/66	W	24-21	H
09/17/67	L	7-35	A
10/22/67	L	14-48	H
10/06/68	L	10-41	A
09/28/69	L	23-38	H
09/19/71	W	20-6	H
12/01/74	L	26-41	A
10/03/76	W	48-17	H
12/18/76*	L	21-24	A
09/24/78	W	21-14	A
11/01/81	L	17-27	A
09/29/85	L	20-35	H
01/05/86*	W	27-20	A
11/01/87	W	26-23	H
11/26/89	L	21-24	A
10/09/94	L	17-21	H
01/19/02*	W	16-13	OT H
11/17/02	L	20-27	A
09/08/05	W	30-20	H
12/14/08	W	49-26	A

Notes: Franchise located in Los Angeles from 1982-94.
The games on Oct. 16, 1960 and Dec. 9, 1961 were played in San Francisco.

* = Playoffs

PHILADELPHIA EAGLES

Eagles 6, Patriots 5

11/04/73	L	23-24	A
11/27/77	W	14-6	H
10/08/78	W	24-14	H
09/13/81	L	3-13	A
12/09/84	L	17-27	A
11/29/87	L	31-34	OT H
11/04/90	L	20-48	A
12/19/99	L	9-24	A
09/14/03	W	31-10	A
02/06/05*	W	24-21	N
11/25/07	W	31-28	H

* = Super Bowl XXXIX

PITTSBURGH STEELERS

Steelers 14, Patriots 11

10/22/72	L	3-33	A
12/08/74	L	17-21	H
09/26/76	W	30-27	A
09/03/79	L	13-16	OT H
09/27/81	L	21-27	OT A
12/26/82	L	14-37	A
09/25/83	W	28-23	A
10/19/86	W	34-0	A
12/17/89	L	10-28	A
12/09/90	L	3-24	A
09/15/91	L	6-20	A
12/05/93	L	14-17	A
12/16/95	L	27-41	A
01/05/97*	W	28-3	H
12/13/97	L	21-24	OT H
01/03/98*	L	6-7	A
12/06/98	W	23-9	A
01/27/02*	W	24-17	A
09/09/02	W	30-14	H
10/31/04	L	20-34	A
01/23/05*	W	41-27	A
09/25/05	W	23-20	A
12/09/07	W	34-13	H
11/30/08	L	10-33	H
11/14/10	W	39-26	A

* = Playoffs

SAN DIEGO CHARGERS

Patriots 21, Chargers 15 (2 Ties)

10/08/60	W	35-0	A
10/28/60	L	16-45	H
10/07/61	L	27-38	H

12/17/61	W	41-0	A
10/19/62	W	24-20	H
12/09/62	W	20-14	A
09/14/63	L	13-17	A
11/10/63	L	6-7	H
01/05/64*	L	10-51	A
09/20/64	W	33-28	A
10/09/64	L	17-26	H
10/17/65	T	13-13	H
10/31/65	W	22-6	A
09/10/66	L	0-24	A
10/23/66	W	35-17	H
09/09/67	L	14-28	A
10/08/67	T	31-31	A
11/10/68	L	17-27	H
10/19/69	L	10-13	H
12/07/69	L	18-28	A
11/15/70	L	14-16	H
12/02/73	W	30-14	H
11/09/75	W	33-19	A
10/16/77	W	24-20	A
10/01/78	W	28-23	H
09/23/79	W	27-21	H
10/16/83	W	37-21	H
11/20/94	W	23-17	H
12/01/96	W	45-7	H
08/31/97	W	41-7	H
10/14/01	W	29-26	OT H
09/29/02	L	14-21	A
10/02/05	L	17-41	H
01/14/07*	W	24-21	A
09/16/07	W	38-14	H
01/20/08*	W	21-12	H
10/12/08	L	10-30	A
10/24/10	W	23-20	A

Notes: Franchise located in Los Angeles in 1960

* = Playoffs

SAN FRANCISCO 49ERS

49ers 7, Patriots 4

10/31/71	L	10-27	A
10/26/75	W	24-16	H
11/30/80	L	17-21	A
10/02/83	L	13-33	H
12/14/86	L	24-29	H
10/22/89	L	20-37	A
10/11/92	L	12-24	H
09/17/95	L	3-28	A
12/20/98	W	24-21	H
01/02/05	W	21-7	H
10/05/08	W	30-21	A

Note: The game on Oct. 22, 1989 was played in Palo Alto, Calif.

SEATTLE SEAHAWKS

Patriots 8, Seahawks 7

10/09/77	W	31-0	H
09/21/80	W	37-31	A
12/19/82	W	16-0	A
12/18/83	L	6-24	A
09/16/84	W	38-23	H
11/17/85	W	20-13	A
09/21/86	L	31-38	H
12/04/88	W	13-7	H
09/24/89	L	3-24	H
10/07/90	L	20-33	H
09/20/92	L	6-10	H
09/19/93	L	14-17	H
10/24/93	L	9-10	A
10/17/04	W	30-20	H
12/07/08	W	24-21	A

ST. LOUIS RAMS

Patriots 6, Rams 5

09/29/74	W	20-14	H
11/16/80	L	14-17	H
12/11/83	W	21-7	A
11/16/86	W	30-28	A

12/24/89	L	20-24	H
09/13/92	L	0-14	A
12/13/98	L	18-32	A
11/18/01	L	17-24	H
02/03/02*	W	20-17	N
11/07/04	W	40-22	A
10/26/08	W	23-16	H

Note: Franchise located in Los Angeles from 1946-94

* = Super Bowl XXXVI

TAMPA BAY BUCCANEERS

Patriots 5, Buccaneers 2

12/12/76	W	31-14	A
10/27/85	W	32-14	A
12/11/88	W	10-7	OT H
11/16/97	L	7-27	A
09/03/00	L	16-21	H
12/17/05	W	28-0	H
10/25/09*	W	35-7	A

* = played in London

TENNESSEE TITANS

Patriots 22, Titans 16 (1 Tie)

11/25/60	L	10-24	H
12/18/60	L	21-37	A
10/13/61	T	31-31	H
11/12/61	L	15-27	A
09/16/62	W	34-21	H
11/18/62	L	17-21	A
11/01/63	W	45-3	H
12/08/63	W	46-28	A
11/06/64	W	25-24	H
11/29/64	W	34-17	A
09/19/65	L	10-31	A
12/18/65	W	42-14	H
11/13/66	W	27-21	H
12/11/66	W	38-14	A
11/05/67	W	18-7	H
11/26/67	L	6-27	A
10/13/68	L	0-16	H
12/15/68	L	17-45	A
11/02/69	W	24-0	H
12/14/69	L	23-27	A
11/07/71	W	28-20	H
11/25/73	W	32-0	A
09/21/75	L	0-7	H
11/12/78	L	23-26	H
12/31/78*	L	14-31	H
11/10/80	L	34-38	A
10/18/81	W	38-10	H
11/28/82	W	29-21	H
10/18/87	W	21-7	A
09/25/88	L	6-31	A
10/08/89	W	23-13	H
09/22/91	W	24-20	H
10/17/93	L	14-28	H
09/20/98	W	27-16	H
12/16/02	L	7-24	A
10/05/03	W	38-30	H
01/10/04*	W	17-14	H
12/31/06	W	40-23	A
10/18/09	W	59-0	H

Notes: Franchise located in Houston from 1960-96,

Named Tennessee Oilers from 1997-98.

* = Playoffs

WASHINGTON REDSKINS

Redskins 6, Patriots 2

10/01/72	W	24-23	H
09/03/78	L	14-16	H
10/25/81	L	22-24	A
09/23/84	L	10-26	H
12/15/90	L	10-25	H
10/13/96	L	22-27	H
09/28/03	L	17-20	A
10/28/07	W	52-7	H



PATRIOTS OVERTIME GAMES

The Patriots are 18-20 all-time in regular-season overtime games during their 50-year history. New England set an NFL record with an eight-game overtime winning streak (including playoffs) from 2000-03. The Patriots are 14-17 when the game is decided by a field goal and 4-3 when a touchdown is the deciding factor. Below is a brief description of each overtime game.

09/26/77.... at Cleveland 30, Patriots 27 L
John Smith sent the game into overtime with a 28-yard field goal with no time remaining in regulation. Cleveland's Don Cockroft capped a 10-play, 53-yard drive with a 35-yard game winning field goal after 4:45 of overtime.

09/03/79.... Pittsburgh 16, at Patriots 13 L
Pittsburgh's Matt Bahr drilled a 41-yard field goal to give the Steelers the victory at the 5:10 mark in overtime. The clutch field goal came on Bahr's first professional career attempt.

11/25/79.... Buffalo 16, at Patriots 13..... L
Buffalo's Nick Mike-Mayer kicked a 29-yard field goal 4:45 into overtime to give the Bills the victory.

12/08/80.... at Miami 16, Patriots 13 L
Uwe von Schamann kicked his third field goal of the day, a 23-yard game-winner, which gave Miami the three-point victory, 3:20 into overtime.

09/27/81.... at Pittsburgh 27, Patriots 21 L
The Patriots scored two touchdowns in the fourth quarter to recover from a 21-7 deficit. Unfortunately, Terry Bradshaw hit Lynn Swann with a 24-yard touchdown pass 3:19 into overtime to thwart the Patriots hopes for victory.

11/08/81.... Miami 30, at Patriots 27 L
Patriot John Smith nailed a 34-yard field goal with 10 seconds remaining in regulation that sent the game into overtime. The Dolphins' Uwe von Schamann kicked a 30-yard field goal, 7:09 into the extra quarter, that gave Miami the victory.

09/04/83.... Balt. Colts 29, at Patriots 23..... L
The Colts' Raul Allegre kicked a 33-yard field goal as time expired in the fourth quarter to send the game into overtime. On the final play of overtime, Baltimore's LB Johnnie Cooks picked up a Tony Collins fumble and rumbled 52 yards for the game-winning score.

11/24/85.... at N.Y. Jets 16, Patriots 13..... L
New England's Tony Franklin sent the game into overtime with a 28-yard field goal with 16 seconds remaining in regulation. In the extra session, the Jets' Pat Leahy kicked a 32-yard field goal to give the Jets a 16-13 win.

11/15/87.... Dallas 23, at Patriots 17 L
The Cowboys' Roger Ruzek's 20-yard field goal with 28 seconds remaining in regulation tied the game at 17. In overtime, Dallas running back Herschel Walker trotted 60 yards for the game-winning touchdown.

11/29/87.... Philadelphia 34, at Patriots 31..... L
The Patriots scored the final 21 points of regulation to send the game into overtime tied at 31. After 12:16 elapsed in overtime, the Eagles' Paul McFadden connected from 38 yards, on his second field goal attempt in overtime.

12/11/88.... at Patriots 10, Tampa Bay 7 W
The Patriots were victorious in overtime for the first time in franchise history, snapping their 10-game overtime losing streak. Jason Staurovsky kicked a 27-yard field goal, 3:08 into overtime, for the win.

10/29/89.... Patriots 23, at Indianapolis 20..... W
New England's Greg Davis kicked a 51-yard field goal, 9:57 into overtime, for the 23-20 victory. The Colts' Dean Biasucci sent the game into overtime when he kicked a 39-yard field goal with 51 seconds remaining in regulation.

10/20/91 at Patriots 26, Minnesota 23 W
With no time remaining in overtime, New England's Jason Staurovsky nailed a 42-yard field goal that gave the Patriots a 26-23 victory. The field goal attempt was Staurovsky's second in overtime.

12/08/91 at Patriots 23, Indianapolis 17 W
The Patriots scored the game's final 20 points and won their fourth consecutive overtime game. Hugh Millen connected with Ben Coates for a 2-yard touchdown with seven seconds remaining in regulation and then repeated the feat in overtime when he hit Michael Timpon for the 45-yard game-winning touchdown.

11/15/92.... Patriots 37, at Indianapolis 34 W
The Patriots' Charlie Baumann scored the final six points, including the game-winning 18-yard field goal, 11:35 into the extra session. The win snapped the Patriots' nine-game losing streak during the 1992 season. Baumann's 44-yard field goal with two seconds remaining in regulation sent the game into overtime.

12/27/92.... Miami 16, at Patriots 13 L
The Dolphins were able to clinch the AFC East crown and a bye in the first round of the playoffs, after they scored the games' final 13 points to win 16-13. Pete Stoyanovich's 35-yard field goal, 6:43 into overtime, propelled the Dolphins to victory.

09/12/93.... Detroit 19, at Patriots 16 L
Detroit's Jason Hanson kicked a 38-yard field goal, his fourth of the day, 11:04 into overtime to lift the Lions to victory. Drew Bledsoe threw a 2-yard touchdown pass to Vincent Brisby with two seconds remaining in regulation which sent the game into overtime.

11/07/93.... Buffalo 13, at Patriots 10..... L
Buffalo's Steve Christie kicked a 27-yard field goal with 14 seconds remaining in regulation to send the contest into overtime. Each team had two opportunities to score in the extra session, and Christie kicked the game winning 32-yard field goal on Buffalo's second chance.

01/02/94 at Patriots 33, Miami 27 W
Drew Bledsoe connected with Michael Timpon for the 36-yard game winning touchdown to cap one of the greatest endings in Patriots history. The lead changed four times in the fourth quarter as the two teams combined for 27 points. Miami's Pete Stoyanovich sent the game into overtime with a 24-yard field goal with four seconds remaining in regulation.

11/13/94.... at Patriots 26, Minnesota 20 W
The Patriots completed one of the greatest comebacks in team history, recovering from a 20-0 deficit to defeat the Vikings. New England's Matt Bahr sent the game into overtime when he kicked a 23-yard field goal with 14 seconds remaining. Drew Bledsoe completed a 14-yard touchdown pass to Kevin Turner 4:10 into overtime, to give the Patriots the victory.

10/29/95.... Carolina 20, at Patriots 17..... L
The Patriots scored 14 points in the fourth quarter on two Curtis Martin touchdown runs and tied the score at 17. However, the expansion Panthers were victorious when John Kasay booted a 29-yard field goal with 7:52 remaining in the extra period.

09/22/96.... at Patriots 28, Jacksonville 25..... W
The Patriots jumped out to a 22-0 first half lead but the Jaguars clawed their way back. Jaguars quarterback Mark Brunell's touchdown passes of 51, 41 and 61 yards gave them life in the second half and Mike Hollis' 27-yard field goal in the fourth quarter tied the game at 25. However, Patriots' rookie kicker Adam Vinatieri converted five of six field goal attempts, including a 40-yarder in overtime to give the Patriots the victory.

PATRIOTS OVERTIME GAMES

09/14/97.... at Patriots 27, N.Y. Jets 24..... W

The Patriots won their third consecutive game to open the 1997 season, 27-24, in dramatic fashion when placekicker Adam Vinatieri kicked a 34-yard field goal 6:57 into overtime. The Jets had a chance to win the game at the end of regulation, but defensive end Mike Jones blocked a 29-yard field goal attempt by John Hall with 16 seconds remaining in the game.

12/13/97.... Pittsburgh 24, at Patriots 21 L

The Steelers sent the game into overtime on a touchdown pass from Kordell Stewart to Mark Bruener and a two-point conversion. They capitalized on a Drew Bledsoe interception with just over two minutes remaining in the game. In the overtime period, the Steelers won the toss and took their only possession 61 yards downfield to set up the game-winning Norm Johnson field goal.

10/25/98.... at Miami 12, Patriots 9 L

The Dolphins scored the game's final six points, including Olindo Mare's game-winning 43-yard kick. New England's Adam Vinatieri accounted for all of the Patriots' nine points, connecting on three of four field goal attempts.

12/26/99.... Buffalo 13, at Patriots 10..... L

The Patriots missed two field goals, one at the end of regulation and one in overtime, and lost to Buffalo. The Bills scored a touchdown to tie the game at 10 with 4:34 remaining and Steve Christie kicked a 23-yard field goal with 1:51 remaining in overtime for the victory.

11/05/00.... Buffalo 16, at Patriots 13..... L

Buffalo's Steve Christie booted a 32-yard field goal, the third of his career in overtime against the Patriots. He also tied the game with a 48-yard kick with four seconds remaining in regulation. The Patriots, playing without Drew Bledsoe, took the lead, 13-10 on a 43-yard field goal by Adam Vinatieri.

12/17/00.... Patriots 13, at Buffalo 10..... W

Amid a snowstorm in Buffalo, Patriots kicker Adam Vinatieri nailed a 24-yard field goal in overtime for the victory. The game time temperature was 35 degrees, with a wind chill of six, and 40 mile-per-hour winds blew snow across the field making traction difficult for both sides. The Patriots and Bills tied the 1984 and 1985 Denver Broncos and Oakland Raiders for an NFL record as they entered overtime for the third consecutive meeting.

10/14/01.... at Patriots 29, San Diego 26..... W

The Patriots scored 10 points in the final nine minutes of regulation to tie the game at 26. Adam Vinatieri kicked a 23-yard field goal with 3:31 to play and Tom Brady connected with Jermaine Wiggins for a 3-yard touchdown to tie the game with just 36 seconds remaining. In overtime, Vinatieri nailed a 44-yard field goal for the victory.

12/16/01.... Patriots 12, at Buffalo 9..... W

The Patriots and Bills needed overtime to decide the outcome of their game for the fourth time in five meetings. Adam Vinatieri converted all four of his field goal attempts, including the game-winning 23-yard field goal in overtime. Former Bills RB Antowain Smith led the Patriots with 95 yards rushing, including a 38-yard run in overtime to get New England in field goal position.

01/19/02.... at Patriots 16, Raiders 13* W

Adam Vinatieri boomed a 45-yard field goal with 27 seconds remaining in regulation to tie the game up at 13 and send it into overtime. The game time temperature dipped to 25 degrees and the field was covered by five inches of snow that didn't let up until the game was over. In overtime the Patriots drove 61 yards on 15 plays and Vinatieri nailed a 23-yard field goal for the 16-13 victory. The Patriots became just the second team in postseason overtime history (16 games) to win the contest on the opening drive of the extra stanza.

*-AFC Divisional Playoff Game

09/22/02.... at Patriots 41, Chiefs 38 W

The Patriots and Chiefs scored 42 points in the fourth quarter, including the last 14 by the Chiefs to tie the game at 38 at the end of regulation. The Patriots won the toss and drove 53 yards on nine plays and Adam Vinatieri nailed a 35-yard field goal for the Patriots victory. It was also the first overtime game at Gillette Stadium.

12/29/02.... at Patriots 27, Dolphins 24 W

The Patriots trailed 21-7 with 1:06 remaining in the first half, but outscored the Dolphins 20-3 the rest of the way for their sixth consecutive overtime victory. New England scored the game's final 11 points on a Tom Brady touchdown pass to Troy Brown, they successfully converted the two-point conversion on a Brady to Christian Fauria pass and then Adam Vinatieri boomed a 43-yard field goal with 1:09 remaining in regulation. New England won the toss and drove 43 yards on seven plays and Vinatieri kicked a 35-yard game-winning field goal.

10/19/03.... Patriots 19, at Dolphins 13 W

Richard Seymour blocked a 35-yard field goal attempt with 2:00 left in the game to send the game into the extra session. In overtime, Miami's Olindo Mare missed another 35-yard attempt wide right, then a Tyrone Poole interception at the Patriots' 18-yard line snuffed out another Miami opportunity in overtime. On the next play, Tom Brady hit Troy Brown for an 82-yard touchdown strike, sending the Patriots home with a 19-13 win.

11/23/03.... Patriots 23, at Texans 20 W

The Patriots set the all-time NFL mark with their eighth consecutive overtime victory in a nail-biter in the Lone Star State. The Texans took a 20-13 lead into the final minute of the game, but Tom Brady found Daniel Graham for a four-yard touchdown strike to tie the game at 20 with just 40 seconds left in regulation. The extra frame was a possession battle until the Patriots mounted a 76-yard drive in the final minutes of overtime, ending in a 28-yard field goal by Adam Vinatieri with 45 seconds left.

11/13/08.... Jets 34, at Patriots 31..... L

The Patriots had their NFL-record eight-game overtime winning streak snapped in a loss to the Jets at Gillette Stadium. New England rallied from a 24-6 second-quarter deficit to tie the game at 24-24 early in the fourth quarter. New York held a 31-24 lead into the final minute, but Randy Moss made a memorable tiptoe catch from Matt Cassel along the side of the end zone for a 16-yard touchdown with one second left to force overtime. But, New York won the coin toss and marched 64 yards on 14 plays to set up a game-winning 34-yard field goal by Jay Feely.

10/11/09.... Broncos 20, Patriots 17 L

The Patriots failed to hold onto a 17-7 halftime lead in a 20-17 overtime loss to Denver. QB Tom Brady was limited to five completions for 63 yards in the second half. New England entered the final quarter with a 17-10 lead, but Denver marched 98 yards in 12 plays before QB Kyle Orton completed an 11-yard touchdown pass to WR Brandon Marshall to tie the game at 17-17 with 5:21 remaining in regulation. With under two minutes remaining, New England moved to the Denver 49-yard line before DE Vonnie Holliday forced a fumble on a Brady sack to end the Patriots scoring threat. Denver took the overtime kickoff and moved 58 yards in 11 plays to set up a 41-yard game-winning field goal.

10/17/10.... Patriots 23, Ravens 20 W

Kicker Stephen Gostkowski drilled a 35-yard field goal in overtime to give New England a 23-20 victory over the Baltimore Ravens at Gillette Stadium. Tom Brady, who finished the game 27-of-44 for 292 yards, completed 16-of-24 passes for 156 yards with one touchdown during a fourth quarter rally as New England scored the final 13 points to get the win and overcome a 20-10 fourth quarter deficit.

YEAR-BY-YEAR ATTENDANCE

REGULAR-SEASON ATTENDANCE

YEAR	HOME GAMES			AWAY GAMES			SEASON TOTAL	
	GMS	ATTENDANCE	AVG.	GMS	ATTENDANCE	AVG.	TOTALS	AVG.
1960	7	118,260	16,894	7	110,316	15,759	228,576	16,327
1961	7	115,610	16,516	7	129,984	18,569	245,594	17,542
1962	7	150,626	21,518	7	170,983	24,426	321,609	22,972
1963	7	169,870	24,267	7	143,936	20,562	313,806	22,415
1964	7	199,652	28,522	7	175,246	25,035	374,898	26,778
1965	7	143,098	20,443	7	245,485	35,069	388,583	27,756
1966	7	190,138	27,163	7	240,668	34,381	430,806	30,772
1967*	6	138,861	23,144	8	287,279	35,910	426,140	30,439
1968**	7	156,459	22,351	7	289,204	41,315	445,663	31,833
1969	7	149,412	21,345	7	284,587	40,655	433,999	31,000
1970	7	245,537	35,077	7	361,842	51,692	607,379	43,384
1971	7	411,109	58,730	7	383,143	54,735	794,252	56,732
1972	7	426,993	60,999	7	402,159	57,451	829,152	59,225
1973	7	410,443	58,635	7	416,805	59,544	827,248	59,089
1974	7	420,903	60,129	7	411,595	58,799	832,498	59,464
1975	7	411,490	58,784	7	379,112	54,159	790,602	56,472
1976	7	378,994	54,142	7	387,432	55,347	766,426	54,745
1977	7	415,959	59,423	7	399,419	57,060	815,378	58,241
1978	8	478,978	59,872	8	455,679	56,960	934,657	58,416
1979	8	473,141	59,143	8	502,492	62,812	975,633	60,977
1980	8	458,283	57,285	8	442,001	55,250	900,284	56,268
1981	8	414,741	51,843	8	413,073	51,634	827,814	51,738
1982@	4	149,188	37,297	5	231,781	46,356	380,969	42,330
1983	8	370,958	46,370	8	416,024	52,003	786,982	49,186
1984	8	392,275	49,034	8	468,464	58,558	860,739	53,796
1985	8	438,817	54,852	8	458,341	57,293	897,158	56,072
1986	8	477,688	59,711	8	537,779	67,222	1,015,467	63,467
1987@	8	374,302	46,788	7	431,739	61,677	806,041	53,736
1988	8	438,627	54,828	8	400,372	50,047	838,999	52,437
1989	8	388,522	48,565	8	494,981	61,873	883,503	55,219
1990	8	311,623	38,953	8	417,304	52,163	728,927	45,558
1991	8	303,116	37,890	8	433,249	54,156	736,365	46,023
1992	8	308,409	38,551	8	430,820	53,853	739,229	46,202
1993	8	362,964	45,371	8	443,708	55,464	806,672	50,417
1994	8	472,718	59,090	8	481,673	60,209	954,391	59,649
1995	8	466,743	58,343	8	504,373	63,047	971,116	60,695
1996	8	468,301	58,538	8	522,829	65,354	991,130	61,946
1997	8	477,431	59,679	8	547,518	68,440	1,024,949	64,059
1998	8	475,828	59,479	8	516,846	64,606	992,674	62,042
1999	8	461,624	57,703	8	553,917	69,240	1,015,541	63,471
2000	8	458,880	57,360	8	548,258	68,532	1,007,138	62,946
2001	8	482,336	60,292	8	497,035	62,129	979,371	61,211
2002	8	547,488	68,436	8	548,581	68,573	1,096,069	68,152
2003	8	547,488	68,436	8	580,027	72,503	1,127,515	70,470
2004	8	550,048	68,756	8	558,162	69,770	1,108,210	69,263
2005	8	550,048	68,756	8	586,855	73,357	1,136,903	71,056
2006	8	550,048	68,756	8	560,722	70,090	1,110,770	69,423
2007	8	550,048	68,756	8	559,318	69,915	1,109,366	69,335
2008	8	550,048	68,756	8	550,100	68,763	1,100,148	68,759
2009	8	550,048	68,756	8	587,952	73,494	1,138,000	71,125
2010	8	550,048	68,756	8	538,705	67,338	1,088,753	68,047
Totals	385	19,504,219	50,660	387	21,439,873	55,400	40,944,092	53,036

POSTSEASON ATTENDANCE

YEAR	HOME GAMES			AWAY/NEUTRAL GAMES			SEASON TOTAL	
	GMS	ATTENDANCE	AVG.	GMS	ATTENDANCE	AVG.	TOTAL	AVG.
1963	-	-	-	2	64,314	32,157	64,314	32,157
1976	-	-	-	1	54,037	54,037	54,037	54,037
1978	1	61,297	61,297	-	-	-	61,297	61,297
1982	-	-	-	1	68,842	68,842	68,842	68,842
1985	-	-	-	4^	308,690	77,173	308,690	77,173
1986	-	-	-	1	76,105	76,105	76,105	76,105
1994	-	-	-	1	77,452	77,452	77,452	77,452
1996	2	120,378	60,189	1^	72,301	72,301	192,679	64,226
1997	1	60,041	60,041	1	61,228	61,228	121,269	60,635
1998	-	-	-	1	72,559	72,559	72,559	72,559
2001	1	60,292	60,292	2^	137,626	68,811	197,918	65,973
2003	2	136,872	68,436	1^	71,525	71,525	208,397	69,466
2004	1	68,756	68,756	2^	143,367	71,684	212,123	70,708
2005	1	68,756	68,756	1	76,238	76,238	144,994	72,497
2006	1	68,756	68,756	2	126,243	63,122	194,999	65,000
2007	2	137,512	68,756	1^	71,101	71,101	208,613	69,538
2009	1	68,756	68,756	-	-	-	68,756	68,756
Totals	13	851,416	65,494	22	1,481,628	67,346	2,333,044	66,658
Grand Totals	390	19,805,587	50,783	393	21,794,844	55,457	42,188,383	53,880

*-Game vs. Chargers was moved to San Diego due to a World Series scheduling conflict at Fenway Park.

**--Game vs. Jets was moved to Birmingham, Ala. due to a scheduling conflict at Fenway Park, but still considered a "home" game for the Patriots.

^--Super Bowls played at a neutral site.

@--1982 and 1987 season were shortened due to player strikes.



1960 FINAL STATISTICS (5-9)

Head Coach: Lou Saban • Fourth in AFL East • Home Stadium: Boston University Field

DATE	W/L	SCORE	OPPONENT	ATTENDANCE
9/09	L	10-13	Denver	21,597
9/16	W	28-24	at N.Y. Titans	19,200
9/23	L	0-13	Buffalo	20,732
10/08	W	35-0	at L.A. Chargers	18,226
10/16	L	14-27	at Oakland	11,500
10/23	L	24-31	at Denver	12,683
10/28	L	16-45	L.A. Chargers	13,988
11/04	W	34-28	Oakland	8,446
11/11	W	38-21	N.Y. Titans	11,653
11/18	W	42-14	Dallas Texans	14,721
11/25	L	10-24	Houston	27,123
12/04	L	14-38	at Buffalo	14,335
12/11	L	0-34	at Dallas Texans	12,000
12/18	L	21-37	at Houston	22,352

Team Statistics

	PATS	OPP
TOTAL FIRST DOWNS	234	237
By Rushing	86	78
By Passing	126	135
By Penalty	22	24
TOTAL NET YARDS	4116	4255
Avg. per Game	294.0	303.9
Total Offensive Plays	874	935
Avg. per Play	4.7	4.6
NET YARDS RUSHING	1512	1513
Total Rushing Plays	363	477
Avg. per Rush	4.2	3.2
Avg. per Game	108.0	108.1
NET YARDS PASSING	2604	2742
Avg. per Game	186.0	195.0
Sacked/Yards Lost	36/261	29/219
Gross Yards Passing	2865	2958
Att./Completions	475/223	429/210
Completion Pct.	46.9	49.0
Had Intercepted	23	25
PUNTS/AVERAGE	78/35.8	74/37.2
PENALTIES/YARDS	69/730	77/825
FUMBLES/BALLS LOST	36/22	41/20
TOUCHDOWNS	37	46
Rushing	11	21
Passing	25	19
Returns	1	6

Score by Periods	1	2	3	4	OT	TOTAL
Patriots	85	47	117	37	-	286
Opponents	36	119	89	105	-	349

SCORING	TD	Ru	Pa	Rt	PAT	FG	S	TP
Cappelletti	0	0	0	0	30/32	8/22	0	60
Colclough	9	0	9	0	0	0	0	54
Christy	6	4	2	0	0	0	0	36
Lofton	4	0	4	0	0	0	0	24
Miller	3	1	2	0	0	0	0	18
Johnson	3	0	3	0	0	0	0	18
Stephens	3	0	3	0	0	0	0	18
Crawford	2	2	0	0	0	0	0	14
Songin	2	2	0	0	0	0	0	12
Beach	1	0	1	0	0	0	0	6
Burton	1	1	0	0	0	0	0	6
Livingston	1	1	0	0	0	0	0	6
Shonta	1	0	0	1	0	0	0	6
Wells	1	0	1	0	0	0	0	6
Team	0	0	0	0	0	0	1	2
Cudzik	0	0	0	0	0/0	0/1	0	0
Patriots	37	11	25	1	30/32	8/23	1	286
Opponents	46	21	19	6	43/46	10/27	0	349

2-pt conv.: Cappelletti 3-4, Crawford 1-1/Rutledge 4-5, Opp.: 0-0.

RUSHING	NO	YDS	AVG	LG	TD
Miller	101	416	4.2	33	1
Christy	78	363	4.7	48	4
Burton	66	280	4.3	77	1
Crawford	51	238	4.7	39	2
Wells	14	59	4.2	13	0
Greene	7	44	6.3	21	0
Songin	11	40	3.6	20	2
Garron	8	27	3.4	9	0
Crouthamel	4	16	4.0	6	0
Livingston	10	16	1.6	5	1
Washington	2	10	5.0	7	0
White	5	7	1.4	5	0
Beach	6	-4	-0.7	3	0
Patriots	363	1512	4.2	77	11
Opponents	477	1513	3.2	87	21

RECEIVING	NO	YDS	AVG	LG	TD
Colclough	49	666	13.6	61	9
Miller	29	284	9.8	48	2
Christy	26	268	10.3	53	2
Stephens	22	320	14.5	53	3
Burton	21	196	9.3	35	0
Lofton	19	360	18.9	39	4
Wells	14	206	14.7	78	1
Johnson	11	186	16.9	51	3
Crawford	10	92	9.2	40	0
Beach	9	132	14.7	51	1
Green	3	52	17.3	31	0
White	2	24	12.0	13	0
Atchason	2	22	11.0	14	0
Long	2	10	5.0	5	0
Cappelletti	1	28	28.0	28	0
Cudzik	1	11	11.0	11	0
Garron	1	8	8.0	8	0
Livingston	1	0	0.0	0	0
Patriots	223	2865	12.8	78	25
Opponents	210	2958	14.1	--	19

INTERCEPTIONS	NO	YDS	AVG	LG	TD
Cappelletti	4	68	17.0	27	0
Jacobs	4	26	6.5	14	0
Brune	3	35	11.7	18	0
Washington	3	13	4.3	13	0
O'Hanley	3	1	0.3	1	0
Shonta	2	101	50.5	52	0
Soltis	2	33	16.5	33	0
Rudolph	2	13	6.5	13	0
Dee	1	14	14.0	14	0
Brown	1	8	8.0	8	0
Patriots	25	312	12.5	52	0
Opponents	23	336	14.6	66	3

PUNTING	NO	YDS	AVG	LG	BLK
Greene	61	2253	36.9	66	1
Washington	17	539	31.7	48	0
Patriots	78	2792	35.8	66	1
Opponents	74	2750	37.2	--	1

PUNT RETURNS	NO	YDS	AVG	LG	TD
Wells	12	66	5.6	19	0
Christy	8	73	9.1	29	0
Brune	4	31	7.7	19	0
Beach	1	21	21.0	21	0
Cappelletti	1	3	3.0	3	0
Burton	1	0	0.0	0	0
Patriots	27	194	7.2	29	0
Opponents	21	361	17.2	76	3

KICK RETURNS	NO	YDS	AVG	LG	TD
Christy	24	617	25.7	52	0
Wells	11	275	28.5	33	0
Beach	7	146	20.7	33	0
Burton	4	161	40.3	59	0
Cappelletti	4	100	25.0	37	0
Brune	2	39	19.5	20	0
Crouthamel	2	27	13.5	15	0
Garron	1	21	21.0	21	0
Smith	1	13	13.0	13	0
Hunt	1	8	8.0	8	0
DeLucca	1	8	8.0	8	0
Livingston	1	3	3.0	3	0
Greene	1	3	3.0	3	0
Patriots	60	1421	23.7	59	0
Opponents	50	1123	22.5	88	1

Sacks: Rudolph 3.0, Dee 2.5, Jacobs 2.0, Sardisco 2.0, Addison 1.0, Hauser 0.5, Team 8.0.

FIELD GOALS	1-19	20-29	30-39	40-49	50+
Cappelletti	1-1	4-5	3-6	0-9	0-1
Cudzik	--	--	--	0-1	--
Patriots	1-1	4-5	3-6	0-10	0-1
Opponents	4-4	3-6	1-6	2-11	0-0

Cappelletti: (34G) () (50N) (23G,33G) (47N) (12G,48N,42N) (38N,48B) (42N,37N,27G, 27G) (39N,30G,45B,43N) () (20G,40N) (43N,27N) () ().

Cudzik: 0 0 0 0 0 0 0 0 0 0 0 0 (48N) ()

Opponents: () (23G) (38N) () (40N)(42N, 47N, 9G) (35B,41N,18G) (47N,38N) (44N) (42N) (35N,20N,32N,16G) (27N,45G) (28N,42N,24G, 49N, 46G) (32G,26G,10G).

Editors Note: Due to insufficient data, the starting line-ups from 1960-67 are incomplete.

1960 Coaching Staff: Joe Collier, Defensive Backfield, Mike Holovak, Offensive Backfield, Red Miller, Offensive Line, Jerry Smith, Defensive Line.

No AFL All-Star Game Played

PASSING	ATT	CMP	YARDS	CMP%	YDS/ATT	TD	TD%	INT	INT%	LG	SK/YDS	RATING
Songin	392	187	2476	47.7	6.32	22	5.6	15	3.8	78	-/-	70.9
Greene	63	27	251	42.9	3.98	1	1.6	6	9.5	31	-/-	20.1
Christy	11	6	94	54.5	8.55	2	18.2	2	18.2	39	-/-	83.1
White	7	3	44	42.9	6.29	0	0.0	0	0.0	23	-/-	64.0
Dimitroff	2	0	0	0.0	0.00	0	0.0	0	0.0	0	-/-	39.6
Patriots	475	223	2865	46.9	6.03	25	5.3	23	4.8	78	36/261	63.7
Opponents	429	210	2958	49.0	6.90	19	4.4	25	5.8	--	29/216	62.1



1961 FINAL STATISTICS (9-4-1)

Head Coaches: Lou Saban (2-3), Mike Holovak (7-1-1) • Second in AFL East • Home Stadium: Boston University Field

DATE	W/L	SCORE	OPPONENT	ATTENDANCE
9/09	L	20-21	N.Y. Titans	16,683
9/16	W	45-17	Denver	14,479
9/23	W	23-21	at Buffalo	21,504
10/01	L	30-37	at N.Y. Titans	15,189
10/07	L	27-38	San Diego	17,748
10/13	T	31-31	Houston	15,070
10/22	W	52-21	Buffalo	9,398
10/29	W	18-17	at Dallas Texans	20,500
11/03	W	28-21	Dallas Texans	25,063
11/12	L	15-27	at Houston	35,649
11/17	W	20-17	Oakland	17,169
12/03	W	28-24	at Denver	9,303
12/09	W	35-21	at Oakland	6,500
12/17	W	41-0	at San Diego	21,339

Team Statistics

	PATS	OPP
TOTAL FIRST DOWNS	238	243
By Rushing	93	72
By Passing	120	151
By Penalty	25	20
TOTAL NET YARDS	4214	4123
Avg. per Game	301.0	294.5
Total Offensive Plays	936	967
Avg. per Play	4.5	4.3
NET YARDS RUSHING	1675	1041
Total Rushing Plays	389	350
Avg. per Rush	4.3	3.0
Avg. per Game	119.6	74.4
NET YARDS PASSING	2539	3082
Avg. per Game	181.4	220.1
Sacked/Yards Lost	33/256	44/408
Gross Yards Passing	2795	3490
Att./Completions	420/206	479/241
Completion Pct.	49.0	50.3
Had Intercepted	21	22
PUNTS/AVERAGE	64/37.6	71/40.7
PUNT RETURN/AVG	32/13.0	15/16.3
PENALTIES/YARDS	64/659	67/662
FUMBLES/BALLS LOST	24/9	36/20
TOUCHDOWNS	52	41
Rushing	15	9
Passing	29	27
Returns	8	5

Score by Periods	1	2	3	4	OT	Total
Patriots	98	98	118	99	-	413
Opponents	45	109	51	108	-	313

SCORING	TD	Ru	Pa	Rt	PAT	FG	S	TP
Cappelletti	8	0	8	0	48/50	17/32	0	147
Lott	11	5	6	0			0	66
Colclough	9	0	9	0			0	54
Garron	6	2	3	1			0	36
Parilli	5	4	0	1			0	32
Webb	4	0	0	4			0	24
Stephens	3	0	2	1			0	18
Burton	3	2	0	1			0	18
Johnson	1	0	1	0			0	6
Moore	1	0	0	1			0	6
Yewcic	1	1	0	0			0	6
Patriots	52	15	29	8	48/50	17/32	0	413
Opponents	41	9	27	5	40/40	9/23	0	313

2-pt conv.: Parilli 1-1, Songin 0-1. Patriots 1-2, Opp.: 0-1.

RUSHING	NO	YDS	AVG	LG	TD
Lott	100	461	4.6	38	5
Garron	69	389	5.6	85t	2
Burton	82	260	3.2	43	2
Parilli	38	183	4.8	24	5
Crawford	41	148	3.6	34	0
West	26	90	3.5	31	0
Yewcic	11	51	4.6	13	1
Songin	8	39	4.9	11	0
Colclough	3	37	12.3	16	0
Schwedes	10	14	1.4	5	0
Washington	1	3	3.0	3	0
Patriots	389	1675	4.3	85t	15
Opponents	350	1041	3.0	29	9

RECEIVING	NO	YDS	AVG	LG	TD
Cappelletti	45	768	17.1	53	8
Colclough	42	757	18.0	58t	9
Lott	32	333	10.4	47	6
Garron	24	341	14.2	51t	2
Stephens	19	186	9.8	31	2
Burton	13	115	8.8	45	0
Crawford	9	85	9.4	25	0
Johnson	6	82	9.1	21	1
Yewcic	6	56	9.3	46	0
West	5	42	8.4	18	0
Schwedes	1	21	21.0	21	0
Shonta	1	9	9.0	9	0
Patriots	206	2795	13.6	58t	29
Opponents	241	3490	14.5	75t	27

INTERCEPTIONS	NO	YDS	AVG	LG	TD
Webb	5	153	30.6	59	2
Washington	4	45	11.3	33	0
Addison	4	17	4.3	10	0
Bruneley	2	20	10.0	12	0
Robutti	2	18	9.0	11	0
Hall	2	12	6.0	12	0
Beach	1	37	37.0	37	0
Loudd	1	12	12.0	12	0
Shonta	1	12	12.0	12	0
Patriots	22	326	14.8	59	2
Opponents	21	198	9.4	38	1

PUNTING	NO	YDS	AVG	LG	BLK
Yewcic	64	2406	37.6	64	2
Patriots	64	2406	37.6	64	2
Opponents	71	2887	40.7	70	2

PUNT RETURNS	NO	YDS	AVG	LG	TD
Bruneley	23	109	4.7	11	0
Burton	8	128	16.0	62	0
Lott	1	8	8.0	8	0
Patriots	32	245	13.0	62	0
Opponents	15	245	16.3	55	2

KICK RETURNS	NO	YDS	AVG	LG	TD
Garron	16	438	27.4	89	1
Burton	15	401	26.7	91t	1
West	7	191	27.3	37	0
Long	4	24	6.0	11	0
Beach	2	38	19.0	20	0
Webb	1	21	21.0	21	0
Ratkowski	1	17	17.0	17	0
Stephens	1	6	6.0	6	0
Schwedes	1	0	0.0	0	0
Cudzik	1	0	0.0	0	0
Patriots	49	1136	23.2	91t	2
Opponents	53	1255	23.7	90t	1

Sacks: Loudd 7.0, Dee 5.5, Addison 3.5, Hunt 3.0, Klein 2.5, Jacobs 1.0, Robutti 1.0, Hall 0.5, Team 3.0.

FIELD GOALS	1-19	20-29	30-39	40-49	50+
Cappelletti	3-3	3-7	9-14	2-8	0-0
Patriots	3-3	3-7	9-14	2-8	0-0
Opponents	4-4	4-7	1-4	0-6	0-2

Cappelletti: (28G,32G,32N) (35G) (36G, 35G,27N,46G) (34G,30G,22N,16G,46B) () (42N,17G, 42N) (12G) (24G)(47N,27B) (33G,29N) (29G, 33G,42N) (32B) (32N,35N,40N) (40G,32N,38G).

Opponents: () (34G,27N,52N) () (26G) (10G, 41N,26N) (35N, 49N,24G) () (25G,42N,32N,38N) (44N) (25G,19G) (16G,60N)(23N,18G,43N, 43N) () ().

Editors Note: Due to insufficient data, the starting line-ups from 1960-67 are incomplete.

1961 Coaching Staff: Joe Collier, Defensive Backfield, Mike Holovak, Offensive Backfield, Red Miller, Offensive Line, Jerry Smith, Defensive Line.

AFL All-Stars (7): LB Tom Addison (1), DB Fred Bruneley (1), WR Gino Cappelletti (1), DE Bob Dee (1), HB Larry Garron (1), DT Jim Hunt (1), G Charlie Leo (1).

PASSING	ATT	CMP	YARDS	CMP%	YDS/ATT	TD	TD%	INT	INT%	LG	SK/YDS	RATING
Songin	212	98	1429	46.2	6.74	14	6.6	9	4.2	58t	--/--	73.0
Parilli	198	104	1314	52.5	6.64	13	6.6	9	4.5	53	--/--	76.5
Yewcic	8	3	25	37.5	3.13	1	12.5	2	25.0	18t	--/--	46.4
Cappelletti	1	1	27	100.0	27.00	1	100.0	0	0.0	27t	--/--	158.3
Burton	1	0	0	0.0	0.00	0	0.0	1	0.0	0	--/--	0.0
Patriots	420	206	2795	49.0	6.65	29	6.9	21	5.0	58t	33/256	72.9
Opponents	479	241	3490	50.3	7.29	27	5.6	22	4.6	75t	44/408	74.0



1962 FINAL STATISTICS (9-4-1)

Head Coach: Mike Holovak • Second in AFL East • Home Stadium: Boston University Field

DATE	W/L	SCORE	OPPONENT	ATTENDANCE
9/08	L	28-42	at Dallas Texans	32,000
9/16	W	34-21	* Houston	32,276
9/21	W	41-16	Denver	21,038
10/06	W	43-14	at N.Y. Titans	14,412
10/12	L	7-27	Dallas Texans	23,874
10/19	W	24-20	San Diego	20,888
10/26	W	26-16	Oakland	12,514
11/03	T	28-28	at Buffalo	33,247
11/11	W	33-29	at Denver	28,187
11/18	L	17-21	at Houston	35,250
11/23	W	21-10	Buffalo	20,021
11/30	W	24-17	N.Y. Titans	20,015
12/09	W	20-14	at San Diego	19,887
12/16	L	0-20	at Oakland	8,000

*Harvard Stadium

Team Statistics

	PATS	OPP
TOTAL FIRST DOWNS	230	220
By Rushing	100	68
By Passing	114	136
By Penalty	16	16
TOTAL NET YARDS	4736	4534
Avg. per Game	338.3	323.9
Total Offensive Plays	943	982
Avg. per Play	5.0	4.6
NET YARDS RUSHING	1970	1426
Net Rushing Plays	432	393
Avg. per Rush	4.6	3.6
Avg. per Game	140.7	101.9
NET YARDS PASSING	2766	3108
Avg. per Game	197.6	222.0
Sacked/Yards Lost	23/164	34/327
Gross Yards Passing	2930	3435
Att./Completions	382/195	450/216
Completion Pct.	51.0	48.0
Had Intercepted	13	25
PUNTS/AVERAGE	69/38.5	79/38.5
PUNT RETURNS/AVG	26/5.3	11/4.9
PENALTIES/YARDS	52/456	62/554
FUMBLES/BALLS LOST	37/20	26/10
TOUCHDOWNS	41	36
Rushing	11	14
Passing	25	19
Returns	5	3
Score by Periods	1 2 3 4 OT Total	
Patriots	50 116 78 102	- 346
Opponents	65 104 55 71	- 295

SCORING	TD	Ru	Pa	Rt	PAT	FG	S	TP						
Cappelletti	5	0	5	0	38/40	20/37	0	128	Burton	21	122	5.8	22	0
Colclough	10	0	10	0		0	60	Buoniconiti	3	8	2.7	7	0	
Burton	7	2	4	1		0	42	Hall	1	8	8.0	8	0	
Garron	6	2	3	1		0	36	Patriots	26	138	5.3	22	0	
Crawford	4	2	2	0		0	26	Opponents	11	54	4.9	15	0	
Yewcic	2	2	0	0		0	12							
Parilli	2	2	0	0		0	12	KICK RETURNS	NO	YDS	AVG	LG	TD	
Romeo	1	0	1	0		0	6	Garron	24	686	28.6	95t	1	
Addison	1	0	0	1		0	6	Burton	13	238	18.3	42	0	
King	1	1	0	0		0	6	King	9	177	19.7	28	0	
Bruney	1	0	0	1		0	6	Stephens	2	46	23.0	31	0	
Hall	1	0	0	1		0	6	Crawford	2	24	12.0	18	0	
Patriots	41	11	25	5	38/40	20/37	0	346	Loudd	1	15	15.0	15	0
Opponents	36	14	19	3	32/33	15/26	0	295	Dee	1	14	14.0	14	0

2-pt conv.: Crawford 1-1. Patriots 1-1, Opp.: 1-3.

Jacobs	1	0	0.0	0	0
Patriots	53	1200	22.6	95t	1
Opponents	64	1697	26.5	93t	1

RUSHING	NO	YDS	AVG	LG	TD
Burton	134	548	4.1	59	2
Crawford	139	459	3.3	22	2
Garron	67	392	5.9	41t	2
Yewcic	33	215	6.5	27t	2
Parilli	28	169	6.0	33t	2
King	21	144	6.9	71t	1
Lott	8	34	4.3	11	0
Colclough	1	14	14.0	14	0
Cappelletti	1	-5	-5.0	-5	0

Sacks: Eisenhauer 5.5, Addison 5.0, Dee 4.0, Richardson 3.0, Rudolph 3.0, Klein 1.5, Bruney 1.0, Buoniconiti 1.0, Team 4.0.

FIELD GOALS	1-9	20-29	30-39	40-49	50+
Cappelletti	7-9	5-9	7-11	1-6	0-0
Patriots	7-9	5-9	7-11	1-6	0-0
Opponents	5-7	3-5	3-5	4-9	0-0

RECEIVING	NO	YDS	AVG	LG	TD
Burton	40	868	21.7	78t	10
Burton	40	461	11.5	69t	4
Romeo	34	608	17.8	62	1
Cappelletti	34	479	14.0	40	5
Crawford	22	224	10.1	44	2
Garron	18	236	8.4	63t	3
King	5	42	8.4	33	0
Webb	1	11	11.0	11	0
Lott	1	1	1.0	1	0

PATRIOTS	195	2930	15.0	78t	25
OPPONENTS	216	3435	15.9	97t	19

Opponents: () (49N,10N) (37B,18G) () (33G, 26N,24G) (43G,27G) (19G,27N) (14N,46N) (37N,44N,32N,26N).

Opponents: () (49N,10N) (37B,18G) () (33G, 26N,24G) (43G,27G) (19G,27N) (14N,46N) (37N,44N,32N,26N).

Opponents: () (49N,10N) (37B,18G) () (33G, 26N,24G) (43G,27G) (19G,27N) (14N,46N) (37N,44N,32N,26N).

Opponents: () (49N,10N) (37B,18G) () (33G, 26N,24G) (43G,27G) (19G,27N) (14N,46N) (37N,44N,32N,26N).

Opponents: () (49N,10N) (37B,18G) () (33G, 26N,24G) (43G,27G) (19G,27N) (14N,46N) (37N,44N,32N,26N).

Opponents: () (49N,10N) (37B,18G) () (33G, 26N,24G) (43G,27G) (19G,27N) (14N,46N) (37N,44N,32N,26N).

Opponents: () (49N,10N) (37B,18G) () (33G, 26N,24G) (43G,27G) (19G,27N) (14N,46N) (37N,44N,32N,26N).

Opponents: () (49N,10N) (37B,18G) () (33G, 26N,24G) (43G,27G) (19G,27N) (14N,46N) (37N,44N,32N,26N).

Opponents: () (49N,10N) (37B,18G) () (33G, 26N,24G) (43G,27G) (19G,27N) (14N,46N) (37N,44N,32N,26N).

Opponents: () (49N,10N) (37B,18G) () (33G, 26N,24G) (43G,27G) (19G,27N) (14N,46N) (37N,44N,32N,26N).

Opponents: () (49N,10N) (37B,18G) () (33G, 26N,24G) (43G,27G) (19G,27N) (14N,46N) (37N,44N,32N,26N).

Opponents: () (49N,10N) (37B,18G) () (33G, 26N,24G) (43G,27G) (19G,27N) (14N,46N) (37N,44N,32N,26N).

Opponents: () (49N,10N) (37B,18G) () (33G, 26N,24G) (43G,27G) (19G,27N) (14N,46N) (37N,44N,32N,26N).

Opponents: () (49N,10N) (37B,18G) () (33G, 26N,24G) (43G,27G) (19G,27N) (14N,46N) (37N,44N,32N,26N).

Opponents: () (49N,10N) (37B,18G) () (33G, 26N,24G) (43G,27G) (19G,27N) (14N,46N) (37N,44N,32N,26N).

Opponents: () (49N,10N) (37B,18G) () (33G, 26N,24G) (43G,27G) (19G,27N) (14N,46N) (37N,44N,32N,26N).

Opponents: () (49N,10N) (37B,18G) () (33G, 26N,24G) (43G,27G) (19G,27N) (14N,46N) (37N,44N,32N,26N).

Opponents: () (49N,10N) (37B,18G) () (33G, 26N,24G) (43G,27G) (19G,27N) (14N,46N) (37N,44N,32N,26N).

Opponents: () (49N,10N) (37B,18G) () (33G, 26N,24G) (43G,27G) (19G,27N) (14N,46N) (37N,44N,32N,26N).

Opponents: () (49N,10N) (37B,18G) () (33G, 26N,24G) (43G,27G) (19G,27N) (14N,46N) (37N,44N,32N,26N).

Opponents: () (49N,10N) (37B,18G) () (33G, 26N,24G) (43G,27G) (19G,27N) (14N,46N) (37N,44N,32N,26N).

Opponents: () (49N,10N) (37B,18G) () (33G, 26N,24G) (43G,27G) (19G,27N) (14N,46N) (37N,44N,32N,26N).

Opponents: () (49N,10N) (37B,18G) () (33G, 26N,24G) (43G,27G) (19G,27N) (14N,46N) (37N,44N,32N,26N).

Opponents: () (49N,10N) (37B,18G) () (33G, 26N,24G) (43G,27G) (19G,27N) (14N,46N) (37N,44N,32N,26N).

Opponents: () (49N,10N) (37B,18G) () (33G, 26N,24G) (43G,27G) (19G,27N) (14N,46N) (37N,44N,32N,26N).

Opponents: () (49N,10N) (37B,18G) () (33G, 26N,24G) (43G,27G) (19G,27N) (14N,46N) (37N,44N,32N,26N).

Opponents: () (49N,10N) (37B,18G) () (33G, 26N,24G) (43G,27G) (19G,27N) (14N,46N) (37N,44N,32N,26N).

Opponents: () (49N,10N) (37B,18G) () (33G, 26N,24G) (43G,27G) (19G,27N) (14N,46N) (37N,44N,32N,26N).

Opponents: () (49N,10N) (37B,18G) () (33G, 26N,24G) (43G,27G) (19G,27N) (14N,46N) (37N,44N,32N,26N).

Opponents: () (49N,10N) (37B,18G) () (33G, 26N,24G) (43G,27G) (19G,27N) (14N,46N) (37N,44N,32N,26N).

Opponents: () (49N,10N) (37B,18G) () (33G, 26N,24G) (43G,27G) (19G,27N) (14N,46N) (37N,44N,32N,26N).

Opponents: () (49N,10N) (37B,18G) () (33G, 26N,24G) (43G,27G) (19G,27N) (14N,46N) (37N,44N,32N,26N).

Opponents: () (49N,10N) (37B,18G) () (33G, 26N,24G) (43G,27G) (19G,27N) (14N,46N) (37N,44N,32N,26N).

Opponents: () (49N,10N) (37B,18G) () (33G, 26N,24G) (43G,27G) (19G,27N) (14N,46N) (37N,44N,32N,26N).

Opponents: () (49N,10N) (37B,18G) () (33G, 26N,24G) (43G,27G) (19G,27N) (14N,46N) (37N,44N,32N,26N).

Opponents: () (49N,10N) (37B,18G) () (33G, 26N,24G) (43G,27G) (19G,27N) (14N,46N) (37N,44N,32N,26N).

Opponents: () (49N,10N) (37B,18G) () (33G, 26N,24G) (43G,27G) (19G,27N) (14N,46N) (37N,44N,32N,26N).

Opponents: () (49N,10N) (37B,18G) () (33G, 26N,24G) (43G,27G) (19G,27N) (14N,46N) (37N,44N,32N,26N).

Opponents: () (49N,10N) (37B,18G) () (33G, 26N,24G) (43G,27G) (19G,27N) (14N,46N) (37N,44N,32N,26N).

Opponents: () (49N,10N) (37B,18G) () (33G, 26N,24G) (43G,27G) (19G,27N) (14N,46N) (37N,44N,32N,26N).

Opponents: () (49N,10N) (37B,18G) () (33G, 26N,24G) (43G,27G) (19G,27N) (14N,46N) (37N,44N,32N,26N).

Opponents: () (49N,10N) (37B,18G) () (33G, 26N,24G) (43G,27G) (19G,27N) (14N,46N) (37N,44N,32N,26N).

Opponents: () (49N,10N) (37B,18G) () (33G, 26N,24G) (43G,27G) (19G,27N) (14N,46N) (37N,44N,32N,26N).

Opponents: () (49N,10N) (37B,18G) () (33G, 26N,24G) (43G,27G) (19G,27N) (14N,46N) (37N,44N,32N,26N).

Opponents: () (49N,10N) (37B,18G) () (33G, 26N,24G) (43G,27G) (19G,27N) (14N,46N) (37N,44N,32N,26N).

Opponents: () (49N,10N) (37B,18G) () (33G, 26N,24G) (43G,27G) (19G,27N) (14N,46N) (37N,44N,32N,26N).

Opponents: () (49N,10N) (37B,18G) () (33G, 26N,24G) (43G,27G) (19G,27N) (14N,46N) (37N,44N,32N,26N).

Opponents: () (49N,10N) (37B,18G) () (33G, 26N,24G) (43G,27G) (19G,27N) (14N,46N) (37N,44N,32N,26N).

Opponents: () (49N,10N) (37B,18G) () (33G, 26N,24G) (43G,27G) (19G,27N) (14N,46N) (37N,44N,32N,26N).

Opponents: () (49N,10N) (37B,18G) () (33G, 26N,24G) (43G,27G) (19G,27N) (14N,46N) (37N,44N,32N,26N).

Opponents: () (49N,10N) (37B,18G) () (33G, 26N,24G) (43G,27G) (19G,27N) (14N,46N) (37N,44N,32N,26N).

Opponents: () (49N,10N) (37B,18G) () (33G, 26N,24G) (43G,27G) (19G,27N) (14N,46N) (37N,44N,32N,26N).

Opponents: () (49N,10N) (37B,18G) () (33G, 26N,24G) (43G,27G) (19G,27N) (14N,46N) (37N,44N,32N,26N).

Opponents: () (49N,10N) (37B,18G) () (33G, 26N,24G) (43G,27G) (19G,27N) (14N,46N) (37N,44N,32N,26N).

Opponents: () (49N,10N) (37B,18G) () (33G, 26N,24G) (43G,27G) (19G,27N) (14N,46N) (37N,44N,3

1963 FINAL STATISTICS (7-6-1)

Head Coach: Mike Holovak • First in AFL East • Home Stadium: Fenway Park

DATE	W/L	SCORE	OPPONENT	ATTENDANCE
9/08	W	38-14 *	N.Y. Jets	24,120
9/14	L	13-17 at	San Diego	26,097
9/22	W	20-14 at	Oakland	17,131
9/29	L	10-14 at	Denver	18,636
10/05	L	24-31 at	N.Y. Jets	16,769
10/11	W	20-14	Oakland	26,494
10/18	W	40-21	Denver	25,418
10/26	L	21-28 at	Buffalo	29,243
11/01	W	45-3	Houston	31,185
11/10	L	6-7	San Diego	28,402
11/17	T	24-24	Kansas City	17,200
12/01	W	17-7	Buffalo	16,981
12/08	W	46-28 at	Houston	23,462
12/14	L	3-35 at	Kansas City	12,598
AFL Playoffs				
12/18	W	26-8 at	Buffalo	33,044
1/05	L	10-51 at	San Diego	30,127

* game played at Boston College Alumni Stadium.

SCORING	TD	Ru	Pa	Rt	PAT	FG	S	TP
Cappelletti	2	0	2	0	35/36	22/38	0	113
Graham	5	0	5	0			0	30
Crump	5	0	5	0			0	30
Parilli	5	0	5	0			0	30
Garron	4	2	2	0			0	24
Colclough	3	0	3	0			0	18
Lott	3	2	1	0			0	18
Romeo	3	0	3	0			0	18
Suci	2	0	0	2			0	12
Buoniconiti	1	0	0	0			0	6
Crawford	1	0	0	0			0	6
Yewcic	1	0	0	0			0	6
Neumann	1	0	1	0			0	6
Hunt	1	0	0	1			0	6
Rudolph	0	0	0	0			1	2
TEAM	0	0	0	0			1	2
Patriots	37	16	17	4	35/36	22/38	2	327
Opponents	35	12	21	2	35/35	4/21	0	257

2-pt conv.: Crawford 0-1, Patriots 0-1, Opp.: 0-0.

PUNTING	NO	YDS	AVG	LG	BLK
Yewcic	75	2880	38.4	65	2
Patriots	75	2880	38.4	65	2
Opponents	88	3515	39.9	68	1

PUNT RETURNS	NO	YDS	AVG	LG	TD
Suci	25	233	9.3	22	0
Stephens	14	117	8.3	26	0
Garron	1	23	23.0	23	0
Patriots	40	373	9.3	26	0
Opponents	25	325	13.0	61	0

KICK RETURNS	NO	YDS	AVG	LG	TD
Garron	28	693	24.7	58	0
Suci	17	360	21.1	35	0
Crump	3	33	11.0	14	0
Watson	1	9	9.0	9	0
Yates	1	0	0.0	0	0
Patriots	50	1095	21.9	58	0
Opponents	68	1587	23.3	47	0

Sacks: Eisenhower 9.0, Dee 7.0, Buoniconiti 6.5, Rudolph 6.0, Antwine 4.0, Addison 2.5, Hall 2.0, Richardson 1.0, Team 8.0.

FIELD GOALS	1-19	20-29	30-39	40-49	50+
Cappelletti	2-3	3-4	12-16	5-14	0-1
Patriots	2-3	3-4	12-16	5-14	0-1
Opponents	0-1	1-2	2-9	1-8	0-1

Cappelletti: (47N,31G,44N) (35G,9N,36G) (46G,47G) (49N,18G) (45N,22G) (37G,32G) (24G,34G,42G,32G) (23B) (48N,40N,37N, 37G) (38N,36G,25G,37N,55N) (32G,40N, 43N) (41N,43G) (33G,38N,32G,44G) (14G).

Opponents: (39N) (30N,31G) (0 (43N, 38N, 52N) (36G,38N) (0 (0 (40N,42B) (46G) (12N, 48N) (36N,27G,25N,45N) (37N) (0 (41N,37N, 49N).

Editors Note: Due to insufficient data, the starting line-ups from 1960-67 are incomplete.

1963 Coaching Staff: Fred Bruney, Defensive Backfield, Marion Campbell, Defensive Line, Art Spinney, Offensive Line.

AFL All-Stars (11): LB Tom Addison (3), DT Houston Antwine (1), LB Nick Buoniconiti (1), WR/K Gino Cappelletti (2), DE Bob Dee (2), DE Larry Eisenhower (2), RB Larry Garron (2), DB Ron Hall (1), G Charlie Long (2), G Billy Neighbors (1), QB Babe Parilli (1).

Team Statistics

	PATS	OPP
TOTAL FIRST DOWNS	227	222
By Rushing	92	59
By Passing	115	144
By Penalty	20	19
TOTAL NET YARDS	4201	3834
Avg. per Game	300.1	273.9
Total Offensive Plays	874	842
Avg. per Play	4.8	4.6
NET YARDS RUSHING	1618	1107
Total Rushing Plays	437	310
Avg. per Rush	3.7	3.6
Avg. per Game	115.6	79.1
NET YARDS PASSING	2583	2727
Avg. per Game	184.5	194.8
Sacked/Yards Lost	27/233	56/526
Gross Yards Passing	2816	3253
Att./Completions	410/184	476/230
Completion Pct.	44.9	48.3
Had Intercepted	29	29
PUNTS/AVERAGE	75/38.4	88/39.9
PUNT RETURNS/AVG	40/9.3	25/13.0
PENALTIES/YARDS	64/614	62/1583
FUMBLES/BALLS LOST	29/12	27/13
TOUCHDOWNS	37	35
Rushing	16	12
Passing	17	21
Returns	4	2

Score by Periods	1	2	3	4	OT	Total
Patriots	60	97	72	98		327
Opponents	56	69	59	73		257

RUSHING	NO	YDS	AVG	LG	TD
Garron	179	750	4.1	47t	2
Crump	71	233	3.3	19	1
Yewcic	22	161	7.3	46	1
Neumann	44	148	3.4	17	0
Parilli	36	126	3.5	19	5
Crump	49	120	2.5	21	5
Lott	35	78	2.2	7	2
Cappelletti	1	2	2.0	2	0
Patriots	437	1618	3.7	47t	16
Opponents	310	1107	3.6	68t	12

RECEIVING	NO	YDS	AVG	LG	TD
Colclough	42	693	16.5	56t	3
Cappelletti	34	493	14.5	38	2
Romeo	32	418	13.1	38	3
Garron	26	418	16.0	76t	2
Graham	21	550	26.1	77t	5
Crawford	10	89	8.9	28	0
Neumann	10	48	4.8	16	1
Crump	6	46	7.7	12	0
Lott	3	61	20.3	55t	1
Patriots	184	2816	15.3	77t	17
Opponents	230	3253	14.1	74t	21

INTERCEPTIONS	NO	YDS	AVG	LG	TD
Suci	7	277	39.6	98t	2
Addison	4	27	6.7	17	0
Felt	3	81	27.0	35	0
O'Hanley	3	79	26.3	61	0
Buoniconiti	3	42	14.0	26	0
Hall	3	24	8.0	14	0
Shonta	3	15	5.0	12	0
Hunt	1	78	78.0	78t	1
Stephens	1	22	22.0	22	0
Eisenhower	1	0	0.0	0	0
Patriots	29	645	22.2	98t	3
Opponents	29	353	12.2	62t	1

PASSING	ATT	CMP	YARDS	CMP%	YDS/ATT	TD	TD%	INT	INT%	LG	SK/YDS	RATING
Parilli	337	153	2345	45.4	6.96	13	3.9	24	7.1	77t	--/--	52.1
Yewcic	70	29	444	41.4	6.34	4	5.7	5	7.1	57t	--/--	52.3
Crawford	2	2	27	100.0	13.5	0	0.0	0	0.0	15	--/--	118.8
Garron	1	0	0	0.0	0.0	0	0.0	0	0.0	0	--/--	39.6
Patriots	410	184	2816	44.9	6.87	17	4.1	29	7.1	77t	27/233	52.5
Opponents	476	230	3253	48.3	6.83	21	4.4	29	6.1	74t	56/526	60.2



1964 FINAL STATISTICS (10-3-1)

Head Coach: Mike Holovak • Second in AFL East • Home Stadium: Fenway Park

DATE	W/L	SCORE	OPPONENT	ATTENDANCE
9/13	W	17-14	at Oakland	21,126
9/20	W	33-28	at San Diego	20,568
9/27	W	26-10	N.Y. Jets	22,716
10/04	W	39-10	at Denver	15,485
10/09	L	17-26	San Diego	35,096
10/16	T	43-43	Oakland	23,279
10/23	W	24-7	Kansas City	27,400
10/31	L	14-35	at N.Y. Jets	45,003
11/06	W	25-24	Houston	28,161
11/15	W	36-28	at Buffalo	42,308
11/20	W	12-7	Denver	24,979
11/29	W	34-17	at Houston	17,560
12/06	W	31-24	at Kansas City	13,166
12/20	L	14-24	Buffalo	38,021

Team Statistics

	PATS	OPP
TOTAL FIRST DOWNS	226	243
By Rushing	66	63
By Passing	144	165
By Penalty	16	15
TOTAL NET YARDS	4527	4360
Avg. per Game	323.4	311.4
Total Offensive Plays	856	933
Avg. per Play	5.1	4.7
NET YARDS RUSHING	1361	1143
Total Rushing Plays	381	356
Avg. per Rush	3.6	3.2
Avg. per Game	97.2	81.6
NET YARDS PASSING	3166	3217
Avg. per Game	226.1	229.8
Sacked/Yards Lost	29/301	47/428
Gross Yards Passing	3467	3645
Att./Completions	476/229	530/261
Completion Pct.	48.1	49.2
Had Intercepted	27	31
PUNTS/AVERAGE	78/38.0	82/41.5
PUNT RETURNS/AVG	38/7.3	24/7.7
PENALTIES/YARDS	53/467	84/744
FUMBLES/BALLS LOST	23/12	33/16
TOUCHDOWNS	41	36
Rushing	9	10
Passing	31	23
Returns	1	3
Score by Periods	1 2 3 4 OT Total	1 2 3 4 OT Total
Patriots	61 84 98 122	- 365
Opponents	65 81 69 82	- 297

SCORING	TD	Ru	Pa	Rt	PAT	FG	S	TP
Cappelletti	7	0	7	0	36/36	25/39	0	155
Garron	9	2	7	0	0	0	0	54
Graham	6	0	6	0	0	0	0	36
Colclough	5	0	5	0	0	0	0	34
Burton	5	3	2	0	0	0	0	30
Romeo	4	0	4	0	0	0	0	24
Garrett	2	2	0	0	0	0	0	12
Parilli	2	2	0	0	0	0	0	12
O'Hanley	1	0	0	1	0	0	0	6
Rudolph	0	0	0	0	0	0	1	2
Patriots	41	9	31	1	36/36	25/39	1	365
Opponents	36	10	23	3	32/33	14/30	0	297

2-pt conv.: Cappelletti 1-1, Colclough 2-2, Parilli 0-2. Patriots 3-5, Opp.: 2-3.

RUSHING	NO	YDS	AVG	LG	TD
Garron	183	585	3.2	16	2
Burton	102	340	3.3	33	3
Garrett	56	259	4.6	58	2
Parilli	34	168	4.9	32	2
Cappelletti	1	7	7.0	7	0
Yewcic	5	2	0.4	2	0
Patriots	381	1361	3.6	58	9
Opponents	356	1143	3.2	71	10

RECEIVING	NO	YDS	AVG	LG	TD
Cappelletti	49	865	17.7	58t	7
Graham	45	720	16.0	80t	6
Garron	40	350	8.8	52t	7
Colclough	32	657	20.5	59t	5
Burton	27	306	11.3	59t	2
Romeo	26	445	17.1	38	4
Garrett	8	101	12.6	57	0
Snyder	1	12	12.0	12	0
Crawford	1	11	11.0	11	0
Patriots	229	3467	15.1	80t	31
Opponents	261	3645	14.0	80t	23

INTERCEPTIONS	NO	YDS	AVG	LG	TD
Hall	11	148	13.5	50	0
Webb	6	43	7.2	25	0
Buoniconti	5	75	15.0	26	0
O'Hanley	3	120	40.0	47	1
Felt	2	10	5.0	8	0
Addison	2	4	2.0	4	0
Shonta	1	21	21.0	21	0
Dukes	1	6	6.0	6	0
Patriots	31	427	13.8	50	1
Opponents	27	485	18.0	70	1

PUNTING	NO	YDS	AVG	LG	BLK
Yewcic	73	2787	38.7	63	1
Parilli	5	180	36.0	45	0
Patriots	78	2967	38.0	63	1
Opponents	82	3401	41.5	67	1

PUNT RETURNS	NO	YDS	AVG	LG	TD
Burton	11	78	7.1	19	0
Cloutier	20	136	6.8	40	0
Stephens	5	34	6.8	11	0
Garrett	2	28	14.0	28	0
Patriots	38	276	7.3	40	0
Opponents	24	185	7.7	52	0

KICK RETURNS	NO	YDS	AVG	LG	TD
Garrett	32	749	23.4	42	0
Garron	10	198	19.8	31	0
Burton	7	131	18.7	27	0
Dukes	2	33	16.5	17	0
Stephens	2	5	2.5	5	0
Cloutier	1	46	46.0	46	0
Romeo	1	5	5.0	5	0
Oakes	1	0	0.0	0	0
Watson	1	0	0.0	0	0
Yates	1	0	0.0	0	0
Patriots	58	1167	20.1	46	0
Opponents	70	1637	23.4	43t	1

Sacks: Eisenhower 7.5, Antwine 5.5, Buoniconti 4.5, Dee 3.5, St. Jean 3.0, Hunt 2.5, Richardson 2.5, Rudolph 2.5, Dukes 2.0, O'Hanley 1.0, Shonta 1.0, Team 2.0.

FIELD GOALS	1-19	20-29	30-39	40-49	50+
Cappelletti	6-6	5-6	5-9	8-16	1-2
Patriots	6-6	5-6	5-9	8-16	1-2
Opponents	5-6	0-2	5-8	4-13	0-1

Cappelletti: (47N,46N,48G) (41G,57N, 45N, 26N,32G,37G,37G) (47G,26G, 49N,41G,42G, 44N) (11G,30G,16G, 47G,14G,17G) (48G) (41N,31N) (25G) (30N) (25G,33G,22G,41G) () (35N,51G) (35N,28G,15G,45N) (12G) (46N).

Opponents: (47N,48N) (26N,30G,12G) (40G,47N) (32G) (54N,16G,17G) (41G, 33N,37G, 9B,38G) (43G) () (46N,23N, 10G) (41G,33G, 35N) (46N,39N) (49N, 49G,41N) (42G) (12N).

Editors Note: Due to insufficient data, the starting line-ups from 1960-67 are incomplete.

1964 Coaching Staff: Art Spinney, Offensive Line, Carl Taseff, Defensive Backs, Chuck Weber, Defensive Line/Backfield.

AFL All-Stars (9): LB Tom Addison (4), DT Houston Antwine (2), LB Nick Buoniconti (2), WR/K Gino Cappelletti (3), DE Bob Dee (3), DE Larry Eisenhower (3), RB Larry Garron (3), C Jon Morris (1), QB Babe Parilli (2).

PASSING	ATT	CMP	YARDS	CMP%	YDS/ATT	TD	TD%	INT	INT%	LG	SK/YDS	RATING
Parilli	473	228	3465	48.2	7.33	31	6.6	27	5.7	80t	27/279	70.8
Garron	2	0	0	0.0	0.0	0	0.0	0	0.0	0	0/0	39.6
Yewcic	1	1	2	100.0	2.0	0	0.0	0	0.0	2	0/0	79.2
Cappelletti	0	0	0	0.0	0.0	0	0.0	0	0.0	0	1/11	--
Patriots	476	229	3467	48.1	7.28	31	6.5	27	5.7	80t	29/301	70.6
Opponents	530	261	3645	49.2	6.88	23	4.3	31	5.8	80t	47/428	61.9



1965 FINAL STATISTICS (4-8-2)

Head Coach: Mike Holovak • Third in AFL East • Home Stadium: Fenway Park

DATE	W/L	SCORE	OPPONENT	ATTENDANCE
9/11	L	7-24 at	Buffalo	45,502
9/19	L	10-31 at	Houston	32,445
9/24	L	10-27	Denver	26,782
10/03	L	17-27 at	Kansas City	26,773
10/08	L	10-24	Oakland	24,824
10/17	T	13-13	San Diego	20,924
10/24	L	21-30 at	Oakland	20,858
10/31	W	22-6 at	San Diego	33,366
11/07	L	7-23	Buffalo	24,415
11/14	L	20-30	N.Y. Jets	18,589
11/21	T	10-10	Kansas City	13,056
11/28	W	27-23 at	N.Y. Jets	59,334
12/12	W	28-20 at	Denver	27,207
12/18	W	42-14	Houston	14,508

Team Statistics

	PATS	OPP
TOTAL FIRST DOWNS	214	232
By Rushing	55	92
By Passing	130	127
By Penalty	29	13
TOTAL NET YARDS	3624	4131
Avg. per Game	258.9	295.1
Total Offensive Plays	883	886
Avg. per Play	4.1	4.7
NET YARDS RUSHING	1117	1531
Total Rushing Plays	373	425
Avg. per Rush	3.0	3.6
Avg. per Game	79.8	109.4
NET YARDS PASSING	2507	2600
Avg. per Game	179.1	185.7
Sacks/Yards Lost	37/347	30/291
Gross Yards Passing	2854	2891
Att./Completions	473/193	431/206
Completion Pct.	40.8	47.8
Had Intercepted	29	21
PUNTS/AVERAGE	82/40.1	78/42.1
PENALTIES/YARDS	58/537	72/658
FUMBLES/BALLS LOST	24/12	24/9
TOUCHDOWNS	27	34
Rushing	8	10
Passing	19	17
Returns	0	7
Score by Periods	1 2 3 4 OT Total	
Patriots	39 98 46 61 - 244	
Opponents	60 87 62 93 - 302	

SCORING	TD	Ru	Pa	Rt	PAT	FG	S	TP
Cappelletti	9	0	9	0	27/27	0	132	
Nance	5	5	0	0	0	0	30	
Burton	3	1	2	0	0	0	18	
Colclough	3	0	3	0	0	0	18	
Garrett	3	1	2	0	0	0	18	
Romeo	2	0	2	0	0	0	12	
Garron	2	1	1	0	0	0	12	
Cunningham	0	0	0	0	0	1	2	
Team	0	0	0	0	0	1	2	
Patriots	27	8	19	0	27/27	17/27	2	244
Opponent	34	10	17	7	28/28	22/40	0	302

2-pt conv: Patriots 0-0; Opp. 2-6 (1-4 pass; 1-2 run)

RUSHING	NO	YDS	AVG	LG	TD
Nance	111	321	2.9	20	5
Garron	74	259	3.5	59	1
Parilli	50	200	4.0	17	0
Garrett	42	147	3.5	26	1
Burton	45	108	2.4	22	1
Bellino	24	49	2.0	10	0
Johnson	19	29	1.5	9	0
Wilson	8	4	0.5	17	0
Patriots	373	1117	3.0	59	8
Opponents	425	1531	3.6	63t	10

RECEIVING	NO	YDS	AVG	LG	TD
Colclough	40	677	16.9	41	3
Cappelletti	37	680	18.4	57t	9
Graham	25	316	12.6	33	0
Whalen	22	381	17.3	67	0
Garron	15	222	14.8	52	1
Romeo	15	203	13.5	36	2
Nance	12	83	6.9	22	0
Burton	10	127	12.7	73t	2
Garrett	7	49	7.0	15	2
Bellino	5	74	14.8	20	0
Johnson	4	29	7.3	23	0
Yewcic	1	13	13.0	13	0
Patriots	193	2854	14.8	73t	19
Opponents	206	2891	14.0	85t	17

INTERCEPTIONS	NO	YDS	AVG	LG	TD
Hall	3	35	11.7	29	0
Buoniconti	3	31	10.3	26	0
Shonta	2	46	23.0	27	0
Webb	2	45	22.5	45	0
Cunningham	2	16	8.0	10	0
Hennessey	2	14	7.0	14	0
Graves	2	0	0.0	0	0
Farmer	1	16	16.0	16	0
Addison	1	13	13.0	13	0
Dukes	1	10	10.0	10	0
O'Hanley	1	5	5.0	5	0
Antwine	1	2	2.0	2	0
Patriots	21	233	11.1	45	0
Opponents	29	365	12.6	38t	4

PUNTING	NO	YDS	AVG	LG	BLK
Yewcic	76	3094	40.7	70	2
Wilson	6	194	36.0	49	1
Patriots	82	3288	40.1	70	3
Opponents	78	3281	42.1	64	0

PUNT RETURNS	NO	FC	YDS	AVG	LG	TD
Burton	15	0	61	4.1	12	0
Cunningham	5	0	35	7.0	13	0
Hennessey	5	0	21	4.2	9	0
Garrett	1	0	19	19.0	19	0
Nance	1	0	16	16.0	16	0
Patriots	27	0	152	5.6	19	0
Opponents	33	0	232	7.0	41	0

KICK RETURNS	NO	YDS	AVG	LG	TD
Cunningham	17	374	22.0	45	0
Garrett	12	232	19.3	25	0
Burton	7	188	26.9	39	0
Bellino	7	138	19.7	26	0
Garron	5	141	28.2	36	0
Dukes	3	45	15.0	20	0
Nance	3	40	13.3	19	0
Johnson	2	29	14.5	16	0
Rudolph	1	4	4.0	4	0
Canale	2	0	0.0	0	0
Pyne	1	0	0.0	0	0
Patriots	60	1191	19.9	45	0
Opponents	41	946	23.1	102t	1

Sacks: Eisenhauer 9.5, Antwine 3.5, Hunt 3.0, Buoniconti 2.0, Pyne 2.0, St. Jean 2.0, Addison 1.0, Hall 1.0, Dukes 0.5, Long 0.5, Team 2.0.

FIELD GOALS	1-19	20-29	30-39	40-49	50+
Cappelletti	5/5	4/7	7/11	0/2	1/2
Patriots	5/5	4/7	7/11	0/2	1/2
Opponents	11/11	3/5	5/14	3/8	0/2

Cappelletti: (47n) (33G,38n,25b) (16G) (18G) (13G) (21G,26b,22G) (-) (36n,30G, 33G) (29n) (35n,30G,30G,42n) (17G) (33G,53G) (-) (36n,20G,50n,10G, 24G, 31G).

Opponents: (34n,36G,30b) (36n,36b, 45G) (30G,18G) (14G,48G,43n,51n,36n) (47n,39n, 38G,37n) (40G,42n,10G) (22G, 34n,19G,9G) (49n,42n) (28G,16G,32G) (16G,19G,14G) (50n,32G,37n) (25n,14G, 13G,26G)(27b) 0).

Editors Note: Due to insufficient data, the starting line-ups from 1960-67 are incomplete.

1965 Coaching Staff: Jesse Richardson, Defensive Line, Art Spinney, Offensive Line, Chuck W e b e r, Defensive Line/ Backfield.

AFL All-Stars (4): DT Houston Antwine (3), LB Nick Buoniconti (3), DE Bob Dee (4), C Jon Morris (2).

PASSING	ATT	CMP	YARDS	CMP%	YDS/ATT	TD	TD%	INT	INT%	LG	SK/YDS	RATING
Parilli	426	173	2597	40.6	6.10	18	4.2	26	6.1	73t	--/--	50.0
Wilson	46	20	257	43.5	5.59	1	2.2	3	6.5	30	--/--	41.7
Yewcic	1	0	0	0.0	0.00	0	0.0	0	0.0	0	--/--	39.6
Patriots	473	193	2854	40.8	6.03	19	4.0	29	6.1	73t	37/347	49.1
Opponents	431	206	2891	47.8	6.71	17	3.9	21	4.9	85t	30/291	62.7



1966 FINAL STATISTICS (8-4-2)

Head Coach: Mike Holovak • Second in AFL East • Home Stadium: Fenway Park

DATE	W/L	SCORE	OPPONENT	ATTENDANCE
9/10	L	0-24	at San Diego	29,539
9/18	W	24-10	at Denver	25,337
9/25	L	24-43	Kansas City	22,641
10/02	T	24-24	N.Y. Jets	27,255
10/08	W	20-10	at Buffalo	45,542
10/23	W	35-17	San Diego	32,371
10/30	W	24-21	Oakland	26,941
11/06	L	10-17	Denver	18,154
11/13	W	27-21	Houston	23,426
11/20	T	27-27	at Kansas City	41,475
11/27	W	20-14	at Miami	22,754
12/04	W	14-3	Buffalo	39,350
12/11	W	38-14	at Houston	17,100
12/17	L	28-38	at N.Y. Jets	58,921

Team Statistics

	PATS	OPP
TOTAL FIRST DOWNS	243	243
By Rushing	100	68
By Passing	121	153
By Penalty	22	22
TOTAL NET YARDS	4536	4491
Avg. per Game	324.0	320.8
Total Offensive Plays	889	900
Avg. per Play	5.1	5.0
NET YARDS RUSHING	1963	1135
Total Rushing Plays	471	369
Avg. per Rush	4.2	3.1
Avg. per Game	140.2	81.1
NET YARDS PASSING	2573	3356
Avg. per Game	183.8	239.7
Sacked/Yards Lost	25/211	22/209
Gross Yards Passing	2784	3565
Att./Completions	393/186	509/247
Completion Pct.	47.3	48.5
Had Intercepted	21	22
PUNTS/AVERAGE	76/36.5	86/38.5
PENALTIES/YARDS	64/601	76/757
FUMBLES/BALLS LOST	25/13	30/15
TOUCHDOWNS	38	36
Rushing	17	7
Passing	20	26
Returns	1	3
Score by Periods	1 2 3 4 OT Total	1 2 3 4 OT Total
Patriots	58 111 89 57 -	315
Opponents	64 58 61 100 -	283

SCORING	TD	Ru	Pa	Rt	PAT	FG	S	TP
Cappelletti	6	0	6	0	35/36	16/32	0	119
Nance	11	11	0	0	0	0	0	66
Garron	9	4	5	0	0	0	0	54
Graham	4	0	4	0	0	0	0	24
Whalen	4	0	4	0	0	0	0	24
Cappadona	1	1	0	0	0	0	0	8
Bellino	1	0	1	0	0	0	0	6
Hunt	1	0	0	1	0	0	0	6
Parilli	1	1	0	0	0	0	0	6
Romeo	0	0	0	0	0	0	0	2
Patriots	38	17	20	1	35/36	16/32	0	315
Opponents	36	7	26	3	34/36	11/26	0	283

2-pt conversions.: Cappadona 1-1, Romeo 1-1.

Patriots 2-2; opp. 0-0.

RUSHING	NO	YDS	AVG	LG	TD
Nance	299	1458	4.9	65t	11
Garron	101	319	3.2	54	4
Cappadona	22	88	4.0	13	1
Parilli	28	42	1.5	17	1
Huarte	7	40	5.7	13	0
Garrett	13	21	1.6	5	0
Yewcic	1	-5	-5.0	-5	0
Patriots	471	1963	4.2	65t	17
Opponents	369	1135	3.1	61	7

RECEIVING	NO	YDS	AVG	LG	TD
Graham	51	673	13.2	42	4
Cappelletti	43	676	15.7	63t	6
Garron	30	416	13.9	61t	5
Whalen	29	502	17.3	45	4
Colclough	16	284	17.8	32	0
Nance	8	103	12.9	45	0
Bellino	6	77	12.8	25t	1
Romeo	2	46	23.0	29	0
Garrett	1	7	7.0	7	0
Patriots	186	2784	15.0	63t	20
Opponents	247	3565	14.4	77t	26

INTERCEPTIONS	NO	YDS	AVG	LG	TD
Hall	6	159	26.5	87	0
Hennessey	6	99	16.5	33	0
Buoniconti	4	43	10.8	41	0
Felt	2	35	17.5	32	0
Shonta	1	9	9.0	9	0
Fraser	1	3	3.0	3	0
Graves	1	0	0.0	0	0
Webb	1	0	0.0	0	0
Patriots	22	348	15.8	87	0
Opponents	21	204	9.7	32t	2

PUNTING	NO	YDS	AVG	LG	BLK
Fraser	55	2044	37.2	68	2
Yewcic	21	732	34.9	49	1
Patriots	76	2776	36.5	68	3
Opponents	86	3312	38.5	60	1

PUNT RETURNS	NO	FC	YDS	AVG	LG	TD
Hennessey	7	0	39	5.6	11	0
Johnson	7	0	37	5.3	12	0
Purvis	5	0	43	8.6	18	0
Bellino	4	0	19	4.8	13	0
Graves	1	0	5	5.0	5	0
Patriots	24	0	143	6.0	18	0
Opponents	20	0	127	6.4	21	1

KICK RETURNS	NO	YDS	AVG	LG	TD
Bellino	18	410	22.8	43	0
Cunningham	17	371	21.8	39	0
Purvis	8	185	23.1	34	0
Cappadona	3	46	15.3	17	0
Garron	2	49	24.5	29	0
Johnson, B.	2	45	22.5	23	0
Singer	1	27	27.0	27	0
Mangum	1	8	8.0	8	0
Colclough	1	2	2.0	2	0
Johnson	1	2	2.0	2	0
Patriots	54	1145	21.2	43	0
Opponents	46	988	21.5	62	0

Sacks: Hunt 9.0, Eisenhower 4.5, Dee 2.5, Addison 2.0, Farmer 2.0, Antwine 1.5, Fraser 1.5, Team 1.0.

FIELD GOALS	1-19	20-29	30-39	40-49	50+
Cappelletti	6/6	1/4	6/9	3/11	0/2
Patriots	6/6	1/4	6/9	3/11	0/2
Opponents	6/6	1/5	2/7	2/7	0/1

Cappelletti: (45n) (24n,44G,14G,32G) (30G) (51n,17G) (10G,47n,31G,50n) (47n) (14G,45n) (34b,33G,31n,20n) (28G,44G,29n) (31G,19G) (47b,32G,49G,42n) (42n,41b) (13G,35n) 0.

Opponents: (10G,40n) (18G) (11G) (48n,38n,30n,17G) (33n,36n,37G,27n) (25n,43G) (45n,28n,52n) (36G,42n) (34n, 48n) (23G,40G,28n) (-) (11G) (-) (12G).

Editors Note: Due to insufficient data, the starting line-ups from 1960-67 are incomplete.

1966 Coaching Staff: Rommie Loudd, Linebackers, Jesse Richardson, Defensive Line, Art Spinney, Offensive Line, Chuck Weber, Defensive Line/Backfield.

AFL All-Stars (11): DT Houston Antwine (4), LB Nick Buoniconti (4), WR/K Gino Cappelletti (4), DE Larry Eisenhower (4), DT Jim Lee Hunt (2), C Len Morris (3), FB Jim Nance (1), T Tom Neville (1), QB Babe Parilli (3), DB Chuck Shonta (1), G Len St. Jean.

PASSING	ATT	CMP	YARDS	CMP%	YDS/ATT	TD	TD%	INT	INT%	LG	SK/YDS	RATING
Parilli	382	181	2721	47.4	7.12	20	5.2	20	5.2	63t	--/--	66.9
Huarte	11	5	63	45.5	5.73	0	0.0	1	9.0	17	--/--	25.9
Patriots	393	186	2784	47.3	7.08	20	5.1	21	5.3	63t	25/211	65.7
Opponents	509	247	3565	48.5	7.00	26	5.1	22	4.3	77t	22/209	70.7



1967 FINAL STATISTICS (3-10-1)

Head Coach: Mike Holovak • Fifth in AFL East • Home Stadium: Fenway Park

DATE	W/L	SCORE	OPPONENT	ATTENDANCE
9/03	L	21-26	at Denver	35,488
9/09	L	14-28	at San Diego	39,227
9/17	L	7-35	at Oakland	26,289
9/24	W	23-0	at Buffalo	45,748
10/08	T	31-31	at San Diego	23,620
10/15	W	41-10	Miami	23,955
10/22	L	14-48	Oakland	25,057
10/29	L	23-30	at N.Y. Jets	62,784
11/05	W	18-7	Houston	19,422
11/12	L	10-33	Kansas City	23,010
11/19	L	24-29	N.Y. Jets	26,790
11/26	L	6-27	at Houston	28,044
12/09	L	16-44	Buffalo	20,627
12/17	L	32-41	at Miami	25,969

RUSHING	NO	YDS	AVG	LG	TD
Nance	269	1216	4.5	53	7
Garron	46	163	3.5	20	0
Cappadona	28	100	3.6	11	0
Parilli	14	61	4.4	18	0
Trull	19	35	1.8	10	3
Bellino	6	15	2.5	10	0
Leo	1	7	7.0	7	0
Garrett	5	7	1.4	8	0
Huarte	2	5	2.5	4	0
Graham	1	-5	-5.0	-5	0
Patriots	391	1604	4.1	53	10
Opponents	417	1350	3.2	67	12

RECEIVING	NO	YDS	AVG	LG	TD
Graham	41	606	14.8	79t	4
Whalen	39	651	16.7	41t	5
Cappelletti	35	397	11.3	35	3
Garron	30	507	16.9	66	5
Nance	22	196	8.9	36	1
Colclough	14	263	18.8	52	0
Cappadona	6	104	17.3	42	1
Leo	1	25	25.0	25t	1
Nichols	1	19	19.0	19	0
Garrett	1	12	12.0	12	0
Romeo	1	4	4.0	4	0
Patriots	191	2784	14.6	79t	20
Opponents	211	3123	10.1	75t	28

INTERCEPTIONS	NO	YDS	AVG	LG	TD
Webb	4	91	22.8	41	0
Buoniconti	4	7	1.8	7	0
Shonta	3	57	19.0	28	0
Mitchell	3	9	3.0	9	0
Cunningham, J.	1	54	54.0	54	0
Charles	1	35	35.0	35t	0
Hall	1	4	4.0	4	0
Patriots	17	257	15.1	54t	2
Opponents	32	640	20.0	68t	7

PUNTING	NO	YDS	AVG	LG	BLK
Swanson	65	2632	40.5	62	0
Patriots	65	2632	40.5	62	0
Opponents	73	3062	41.9	60	1

PUNT RETURNS	NO	FC	YDS	AVG	LG	TD
Bellino	15	8	129	8.6	18	0
Cunningham, J.	17	5	105	6.2	44	0
Johnson	6	1	124	20.7	52	0
Leo	5	0	54	10.8	43	0
Patriots	43	14	412	9.6	52	0
Opponents	31	12	252	8.1	39	0

KICK RETURNS	NO	YDS	AVG	LG	TD
Cunningham	30	627	20.9	41	0
Bellino	18	357	19.8	32	0
Leo	11	232	21.1	31	0
Garrett	4	73	18.3	20	0
Garron	3	73	24.3	26	0
Cappadona	3	26	14.5	20	0
Singer	2	29	14.5	20	0
llg	1	10	10.0	10	0
Johnson	1	9	9.0	9	0
Patriots	73	1436	19.7	41	0
Opponents	45	946	21.0	51	0

Sacks: Antwine 6.0, Eisenhauer 6.0, Hunt 5.0, Dee 2.5, Buoniconti 1.0, llg 1.0, Satcher 1.0, Shonta 1.0, Philpott 0.5, Team 2.0.

FIELD GOALS	1-19	20-29	30-39	40-49	50+
Cappelletti	4/6	3/4	3/6	6/11	0/4
Patriots	4/6	3/4	3/6	6/11	0/4
Opponents	7/8	6/7	6/6	2/9	0/1

Cappelletti: (-) (38n) (-) (33G,23G,49n, 20n,44n,44n,45G) (37n,51n,41G) (36n, 17b) (-) (14G,42G,33G) (50n,40G,13b, 12G,18G) (47n,24G) (14G) (40G,50n, 51n,30G) (40n) (41G,20G).

Opponents: (20G,9G) (45n,50n,42n) (-) (49n,20n,39n) (32G,49n) (34G,35n) (12G, 24G) (41n,14G,21G,26G,15n) (-) (33G,36G) (40G,49n) (44G,47n,23G) (12G,11G,23G) (13G,13G).

Editors Note: Due to insufficient data, the starting line-ups from 1960-67 are incomplete.

1967 Coaching Staff: Rommie Loudd, Linebackers, Jesse Richardson, Defensive Line, Art Spinney, Offensive Line, Chuck Weber, Defensive Line/Backfield.

AFL All-Stars (7): DT Houston Antwine (5), LB Nick Buoniconti (5), RB Larry Garron (4), DT Jim Lee Hunt (3), C Jon Morris (4), FB Jim Nance (2), T Don Oakes (1).

Team Statistics

	PATS	OPP
--	------	-----

TOTAL FIRST DOWNS	219	219
By Rushing	80	61
By Passing	120	138
By Penalty	19	20

TOTAL NET YARDS	4027	4206
------------------------	-------------	-------------

Avg. per Game	287.6	300.4
Total Offensive Plays	870	871
Avg. per Play	4.6	4.8

NET YARDS RUSHING	1604	1350
--------------------------	-------------	-------------

Total Rushing Plays	391	417
Avg. per Rush	4.1	3.2
Avg. per Game	114.6	96.4

NET YARDS PASSING	2423	2856
--------------------------	-------------	-------------

Avg. per Game	173.1	204.0
Sacked/Yards Lost	45/361	31/267
Gross Yards Passing	2784	3123
Att./Completions	434/191	423/211
Completion Pct.	44.0	49.9
Had Intercepted	32	17

PUNTS/AVERAGE	65/40.5	73/41.9
----------------------	----------------	----------------

PENALTIES/YARDS	59/520	70/722
------------------------	---------------	---------------

FUMBLES/BALLS LOST	37/22	26/15
---------------------------	--------------	--------------

TOUCHDOWNS	33	48
-------------------	-----------	-----------

Rushing	10	12
Passing	20	28
Returns	3	8

Score by Periods	1	2	3	4	OT	Total
Patriots	74	81	60	65	-	280
Opponents	76	139	66	108	-	389

SCORING	TD	Ru	Pa	Rt	PAT	FG	S	TP
Cappelletti	3	0	3	0	29/30	16/31	0	95
Nance	8	7	1	0			0	48
Garron	5	0	5	0			0	30
Whalen	5	0	5	0			0	30
Graham	4	0	4	0			0	24
Trull	3	3	0	0			0	18
Cappadona	1	0	1	0			0	6
Charles	1	0	0	1			0	6
Cunningham	1	0	0	1			0	6
Garrett	1	0	0	1			0	6
Leo	1	0	1	0			0	6
Buoniconti	0	0	0	0			1	2
Hunt	0	0	0	0			1	2
Canale	0	0	0	0	1/1	0/0	0	1
Patriots	33	10	20	3	30/31	16/31	2	280
Opponent	48	12	28	8	44/46	19/31	0	389

2-pt. Conversions: Patriots 0-2, Opp. 0-2.

PASSING	ATT	CMP	YARDS	CMP%	YDS/ATT	TD	TD%	INT	INT%	LG	SK/YDS	RATING
Parilli	344	161	2317	46.8	6.74	19	5.5	24	7.0	79t	29/250	58.5
Trull	81	27	442	33.3	5.46	1	1.2	7	8.6	52	11/75	20.7
Huarte	9	3	25	33.3	2.78	0	0.0	1	11.1	15	5/36	2.8
Patriots	434	191	2784	44.0	6.41	20	4.6	32	7.4	79t	45/361	50.1
Opponents	423	211	3123	49.9	7.38	28	6.6	17	4.0	75t	31/267	79.7



1968 FINAL STATISTICS (4-10)

Head Coach: Mike Holovak • Fourth in AFL East • Home Stadium: Fenway Park

DATE	W/L	SCORE	OPPONENT	ATTENDANCE
9/08	W	16-7	at Buffalo	38,865
9/22	L	31-47	*N.Y. Jets	29,192
9/29	W	20-17	at Denver	37,024
10/06	L	10-41	at Oakland	44,253
10/13	L	0-16	Houston	32,502
10/20	W	23-6	Buffalo	21,082
10/27	L	14-48	at N.Y. Jets	62,351
11/03	L	14-35	Denver	18,304
11/10	L	17-27	San Diego	19,278
11/17	L	17-31	at Kansas City	48,271
11/24	L	10-34	Miami	18,305
12/01	W	33-14	Cincinnati	17,796
12/08	L	7-38	at Miami	24,242
12/15	L	17-45	at Houston	34,198

* at Birmingham, Ala.

Team Statistics

	PATS	OPP
TOTAL FIRST DOWNS	181	237
By Rushing	69	86
By Passing	94	123
By Penalty	18	28
TOTAL NET YARDS	3127	4415
Avg. per Game	223.4	315.4
Total Offensive Plays	868	922
Avg. per Play	3.6	4.8
NET YARDS RUSHING	1362	1825
Total Rushing Plays	421	479
Avg. per Rush	3.2	3.8
Avg. per Game	97.3	130.4
NET YARDS PASSING	1765	2590
Avg. per Game	126.1	185.0
Sacked/Yards Lost	38/356	27/236
Gross Yards Passing	2121	2826
Att./Completions	409/160	416/200
Completion Pct.	39.1	48.1
Had Intercepted	33	23
PUNTS/AVERAGE	96/39.9	81/40.5
PENALTIES/YARDS	67/682	70/874
FUMBLES/BALLS LOST	28/20	37/17
TOUCHDOWNS	26	49
Rushing	8	22
Passing	16	20
Returns	2	7
Score by Periods	1 2 3 4 OT Total	
Patriots	45 57 65 62	- 229
Opponents	83 111 89 123	- 406

SCORING	TD	Ru	Pa	Rt	PAT	FG	S	TP
Cappelletti	2	0	2	0	26/26	15/27	0	83
Whalen	7	0	7	0	0	0	0	42
Marsh	4	0	4	0	0	0	0	24
Nance	4	0	4	0	0	0	0	24
Gamble	2	1	1	0	0	0	0	12
Thomas	2	2	0	0	0	0	0	12
Garron	1	1	0	0	0	0	0	6
Graham	1	0	1	0	0	0	0	6
Philpott	1	0	0	1	0	0	0	6
Scarpitto	1	0	1	0	0	0	0	6
Witt	1	0	0	1	0	0	0	6
Satcher	0	0	0	0	0	0	1	2
Patriots	26	8	16	2	26/26	15/27	0	229
Opponents	49	22	20	7	49/49	21/31	0	406

2-Pt. Conversions: Patriots 0-0, Opp. 0-0.

RUSHING	NO	YDS	AVG	LG	TD
Nance	177	593	3.4	30t	4
Gamble	78	311	4.0	40t	1
Thomas	88	215	2.4	25	2
Garron	36	97	2.7	18	1
Sherman	25	80	3.2	17	0
Taliaferro	8	51	6.4	21	0
Marsh	4	8	2.0	11	0
Johnson	2	6	3.0	6	0
Cappelletti	1	2	2.0	2	0
Whalen	1	0	0.0	0	0
Corcoran	1	-1	-1.0	-1	0
Patriots	421	1362	3.2	40t	8
Opponents	479	1825	3.8	55t	22

RECEIVING	NO	YDS	AVG	LG	TD
Whalen	47	718	15.3	87t	7
Marsh	19	331	17.4	70t	4
Murphy	18	268	14.9	26	0
Graham	16	242	15.1	34	1
Nance	14	51	3.6	13	0
Cappelletti	13	182	14.0	30	2
Gamble	11	55	5.0	16	1
Thomas	10	85	8.5	32	0
Colclough	8	136	17.0	44	0
Scarpitto	2	49	24.5	33t	1
Garron	1	4	4.0	4	0
Canale	1	0	0.0	0	0
Patriots	160	2121	13.3	87t	16
Opponents	200	2826	14.1	90t	20

INTERCEPTIONS	NO	YDS	AVG	LG	TD
Mitchell	7	41	5.9	20	0
Philpott	4	31	7.8	17	0
Buoniconiti	3	22	7.3	14	0
Johnson	2	33	16.5	19	0
McMahon	2	27	13.5	27	0
Charles	1	29	29.0	29	0
Cheyunski	1	21	21.0	21	0
Johnson	1	11	11.0	11	0
Witt	1	4	4.0	4t	1
Satcher	1	1	1.0	1	0
Patriots	23	220	9.6	29	1
Opponents	33	510	15.5	94t	3

PUNTING	NO	YDS	AVG	LG	BLK
Swanson	62	2449	39.5	57	2
Scarpitto	34	1382	40.6	87	2
Patriots	96	3831	39.9	87	4
Opponents	81	3280	40.5	65	0

PUNT RETURNS	NO	FC	YDS	AVG	LG	TD
Porter	22	5	135	6.1	24	0
Johnson, B.	10	8	34	3.4	9	0
Leo	2	0	12	6.0	8	0
Graham	2	3	11	5.5	6	0
Johnson, D.	1	3	5	5.0	5	0
Patriots	37	19	197	5.3	24	0
Opponents	59	13	502	8.5	76t	1

KICK RETURNS	NO	YDS	AVG	LG	TD
Porter	36	812	22.6	61	0
Johnson, B.	22	442	20.1	36	0
Marsh	4	74	18.5	27	0
Johnson, D.	3	63	21.0	26	0
Long	2	20	10.0	11	0
Thomas	1	22	22.0	22	0
Graham	1	9	9.0	9	0
Cheyunski	1	0	0.0	0	0
Gamble	1	0	0.0	0	0
Patriots	71	1442	20.3	61	0
Opponents	40	901	22.5	63	0

Sacks: Antwine 7.5, Philpott 4.0, Byrd 3.5, Buoniconiti 3.0, Witt 3.0, Hunt 1.5, Cheyunski 1.0, Toner 1.0, Eisenhauer 0.5, Team 2.0.

FIELD GOALS	1-19	20-29	30-39	40-49	50+
Cappelletti	4/4	6/7	4/6	1/8	0/2
Patriots	4/4	6/7	4/6	1/8	0/2
Opponents	7/8	7/8	4/5	3/8	0/2

Cappelletti: (10G,28G,30G) (31G) (50n, 22G, 42n,7G) (24G) (49n) (39G,50n,20G, 49n,16G) (-) (-) (25n,45n,35G) (29G,34b, 45n,35n) (15G,49n) (27G,42G) (-) (42G).

Opponents: (42n,47b) (30G,27G,27G, 48G) (27G,43n,24n) (19G,33G) (44G, 40b,13b, 15G,25G) (16G,11G) (12G, 23G) (-) (32G,33G) (40G,50n) (17G,22G) (-) (33n,25G) (54n,42n,16G).

Starters: Offense: WR Art Graham (6), Jim Colclough (4), Bill Murphy (4); LT Tom Funchess (12), Don Oakes (2); LG Justin Canale (13), Tom Funchess (1); C Jon Morris (14), RG Lennie St. Jean (13), Carl Singer (1); RT Tom Neville (13), D. Oakes (1); TE Jim Whalen (13), Bobby Nichols (1); WR Aaron Marsh (12), Gino Cappelletti (2); QB Mike Taliaferro (8), Tom Sherman (5), Jim Corcoran (1); RB R.C. Gamble (5), Jim Nance (5), Gene Thomas (3), Bill Murphy (1); FB J. Nance (7), R.C. Gamble (3), Larry Garron (2), G. Thomas (2).

Defense: LE Dennis Byrd (10), Jim Lee Hunt (4); LT J.L. Hunt (10), D. Byrd (4); RE Larry Eisenhauer (8), Mel Witt (6); RT Houston Antwine (14); LLB Ed Philpott (14); MLB Nick Buoniconiti (9), Jim Cheyunski (4), Ray Ilg (1); RLB Doug Satcher (13), Ed Koonitz (1); LCB Leroy Mitchell (13), Daryl Johnson (1); RCB D. Johnson (10), John Charles (1), Bill Johnson (1), Art McMahon (1), L. Mitchell (1); SS J. Charles (6), Don Webb (4), B. Johnson (3), A. McMahon (1); FS D. Webb (5), J. Charles (4), A. McMahon (3), B. Johnson (1), D. Johnson (1).

1968 Coaching Staff: Claude Gibson, Defensive Backfield, Jesse Richardson, Defensive Line, Art Spinney, Offensive Line, Tom Yewcic Offensive Backfield.

AFL All-Stars (5): DT Houston Antwine (6), WR/K Gino Cappelletti (5), CB Leroy Mitchell (1), C Jon Morris (5), T Tom Neville (2).

PASSING	ATT	CMP	YARDS	CMP%	YDS/ATT	TD	TD%	INT	INT%	LG	SK/YDS	RATING
Sherman	226	90	1199	39.8	5.31	12	5.3	16	7.1	87t	19/190	45.6
Taliaferro	176	67	889	38.1	5.05	4	2.3	15	8.5	70t	18/156	26.9
Corcoran	7	3	33	42.9	4.71	0	0.0	2	28.6	14	1/10	17.9
Patriots	409	160	2121	39.1	5.19	16	3.9	33	8.1	87t	38/356	35.7
Opponents	416	200	2826	48.1	6.79	20	4.8	23	5.5	90t	27/236	63.4



1969 FINAL STATISTICS (4-10)

Head Coach: Clive Rush • Tied Third in AFL East • Home Stadium: Alumni Stadium (Boston College)

DATE	W/L	SCORE	OPPONENT	ATTENDANCE
9/14	L	7-35	at Denver	43,679
9/21	L	0-31	Kansas City	22,002
9/28	L	23-38	Oakland	19,069
10/05	L	14-23	N.Y. Jets	25,584
10/11	L	16-23	at Buffalo	46,201
10/19	L	10-13	San Diego	18,346
10/26	L	17-23	at N.Y. Jets	62,298
11/02	W	24-0	Houston	19,006
11/09	L	16-17	Miami	19,821
11/16	W	25-14	at Cincinnati	27,927
11/23	W	35-21	Buffalo	25,584
11/30	W	38-23	at Miami	32,121
12/07	L	18-28	at San Diego	33,146
12/14	L	23-27	at Houston	39,215

Team Statistics

TOTAL FIRST DOWNS	166	278				
By Rushing	64	142				
By Passing	87	115				
By Penalty	15	21				
TOTAL NET YARDS	3419	4810				
Avg. per Game	244.2	343.6				
Total Offensive Plays	729	898				
Avg. per Play	4.7	5.4				
NET YARDS RUSHING	1489	2359				
Total Rushing Plays	367	528				
Avg. per Rush	4.1	4.5				
Avg. per Game	106.4	168.5				
NET YARDS PASSING	1930	2451				
Avg. per Game	138.6	175.1				
Sacked/Yards Lost	24/261	22/159				
Gross Yards Passing	2191	2619				
Att./Completions	338/162	348/203				
Completion Pct.	47.9	58.3				
Had Intercepted	18	20				
PUNTS/AVERAGE	70/41.5	55/38.6				
PENALTIES/YARDS	77/837	69/810				
FUMBLES/BALLS LOST	15/10	33/14				
TOUCHDOWNS	32	38				
Rushing	11	18				
Passing	19	18				
Returns	2	2				
Score by Periods	1	2	3	4	OT	Total
Patriots	88	63	24	91	-	266
Opponents	78	82	92	64	-	316

SCORING	TD	Ru	Pa	Rt	PAT	FG	S	TP
Cappelletti	0	0	0	0	26/27	14/34	0	68
Frazier	7	0	7	0	0	0	0	42
Garrett	7	5	2	0	0	0	0	42
Nance	6	6	0	0	0	0	0	36
Sellers	6	0	6	0	0	0	0	36
Rademacher	3	0	3	0	0	0	0	18
Johnson	1	0	0	1	1	1	1	8
Charles	1	0	0	1	0	0	0	6
Whalen	1	0	1	0	0	0	0	6
Jones	0	0	0	0	0	0	1	2
Hammond	0	0	0	0	0	0	0	2
Patriots	32	11	19	2	26/27	14/34	2	266
Opponents	38	18	18	2	37/38	17/28	0	316

2-Pt. Conversions: Hammond 1-1, Janik 0-1, Taliaferro 0-1, Patriots 1-3, Opp. 0-0.

RUSHING	NO	YDS	AVG	LG	TD
Nance	193	750	3.9	43	6
Garrett	137	691	5.0	80t	5
Gamble	16	35	2.2	9	0
Blanks	7	30	4.3	12	0
Frazier	2	-1	-0.5	9	0
Taliaferro	12	-16	-1.3	2	0
Patriots	367	1489	4.1	80t	11
Opponents	528	2359	4.5	72	18

RECEIVING	NO	YDS	AVG	LG	TD
Garrett	29	267	9.2	34	2
Nance	29	168	5.8	27	0
Sellers	27	705	26.1	77	6
Frazier	19	306	16.1	50t	7
Rademacher	17	217	12.8	40	3
Whalen	16	235	14.7	47	1
Marsh	8	108	13.5	21	0
Gamble	7	74	10.6	20	0
Brown	6	69	11.5	15	0
Blanks	2	16	8.0	13	0
Cappelletti	1	21	21.0	21	0
Richardson	1	5	5.0	5	0
Patriots	162	2191	13.5	77	19
Opponents	203	2610	12.9	76t	18

INTERCEPTIONS	NO	YDS	AVG	LG	TD
Carwell	4	114	28.5	38	0
Charles	4	46	11.5	25t	1
Philpott	4	37	9.2	16	0
Webb	2	32	16.0	32	0
Johnson	2	23	11.5	23	0
Cheyunski	1	37	37.0	37	0
Bramlett	1	26	26.0	26	0
Janik	1	8	8.0	8	0
Schottenheimer	1	3	3.0	3	0
Patriots	20	326	16.3	38	1
Opponents	18	225	12.5	37	1

PUNTING	NO	YDS	AVG	LG	BLK
Janik	70	2903	41.5	56	0
Patriots	70	2903	41.5	56	0
Opponents	55	2123	38.6	56	0

PUNT RETURNS	NO	FC	YDS	AVG	LG	TD
Garrett	12	0	159	13.3	45	0
Carwell	5	0	43	8.6	13	0
Blanks	5	2	10	2.0	12	0
Janik	1	0	0	0.0	0	0
Gamble	0	1	0	0.0	0	0
Gladieux	0	3	0	0.0	0	0
Patriots	23	6	212	9.2	45	0
Opponents	19	21	114	6.0	64	0

KICK RETURNS	NO	YDS	AVG	LG	TD
Garrett	28	792	28.3	63	0
Marsh	6	136	22.7	41	0
Blanks	6	131	21.8	25	0
Scott	6	43	7.2	14	0
Gladieux	4	61	15.3	20	0
Carwell	1	28	28.0	28	0
Gamble	1	23	23.0	23	0
Berger	1	20	20.0	20	0
Schottenheimer	1	13	13.0	13	0
Patriots	54	1247	23.1	63	0
Opponents	56	1068	19.1	47	0

Sacks: Antwine 5.0, Hunt 3.5, Eisenhauer 3.0, Berger 2.0, Cheynunski 1.5, Carwell 1.0, Henke 1.0, Jacobs 1.0, Philpott 1.0, Witt 1.0, Team 2.0.

FIELD GOALS	1-19	20-29	30-39	40-49	50+
Cappelletti	6/7	1/4	6/12	1/9	0/2
Patriots	6/7	1/4	6/12	1/9	0/2
Opponents	8/8	7/9	2/8	0/2	0/1

Cappelletti: (23n) (47n) (50n,166) (-) (47n,326,29n) (46n,18n,326) (39G,49n) (30n,30G,41n) (22n,50n,17G) (11G,36G, 43n,45n,43G,38n,33n) (49n,30n) (37n, 13G) (34n,34G) (10G,19G,27G).

Opponents: (35n) (16G) (25G,27n) (34n,16G,24G,13G) (24G,22G,22G) (12G,28G,28n) (38G,37n,32G,13G) (35n) (17G,41n,31n) (55n) (-) (22G) (-) (30n, 48n,13G,19G).

Starters: Offense: WR Charley Frazier (11), Bill Rademacher (3); LT Tom Funchess (14); LG Mike Montier (11), Charlie Long (3); C Jon Morris (14); RG Lennie St. Jean; RT Tom Neville (14); TE Jim Whalen (11), Barry Brown (2), C. Frazier (1); WR Ron Sellers (9), Aaron Marsh (4), B. Rademacher (1); QB Mike Taliaferro (14); RB Carl Garrett (5), Jim Nance (5), R.C. Gamble (4); FB J. Nance (9), C. Garrett (1), R.C. Gamble (1).

Defense: LE Karl Henke (7), Ray Jacobs (5), John Cagle (1), Mel Witt (1); LT Jim Lee Hunt (14); RE Larry Eisenhauer (13), Ron Berger (1); RE Houston Antwine (14); LLB Ed Philpott (14); MLB Jim Cheynunski (14); John Bramlett (12), Marty Schottenheimer (1), J.R. William (1); LCB Larry Carwell (13), John Outlaw (1); RCB Daryl Johnson (14); SS John Charles (11), Don Webb (2), Tom Janik (1); FS D. Webb (12), J. Charles (2).

1969 Coaching Staff: Bruce Beatty, Offensive Line, Bill Elias, Defensive Backfield, John Mazur, Offensive Backfield, John Meyer, Linebackers, Jesse Richardson, Defensive Line, Jerry Stoltz, Receivers.

AFL All-Stars (5): RB Carl Garrett (1), DT Jim Lee Hunt (4), C Jon Morris (6), WR Ron Sellers (1), QB Mike Taliaferro (1), S Don Webb (1).

PASSING	ATT	CMP	YARDS	CMP%	YDS/ATT	TD	TD%	INT	INT%	LG	SK/YDS	RATING
Taliaferro	331	160	2160	48.3	6.53	19	5.7	18	5.4	77	24/261	66.0
Hammond	6	2	31	33.3	5.17	0	0.0	0	0.0	18	0/0	51.4
Garrett	1	0	0	0.0	0.0	0	0.0	0	0.0	0	0/0	39.6
Patriots	338	162	2191	47.9	6.48	19	5.6	18	5.3	77	24/261	65.6
Opponents	348	203	2610	58.3	7.50	18	5.2	20	5.7	76t	22/159	75.2



1970 FINAL STATISTICS (2-12)

Head Coaches: Clive Rush (1-6), John Mazur (1-6) • Fifth in AFC East • Home Stadium: Harvard Stadium

DATE	W/L	SCORE	OPPONENT	ATTENDANCE
9/20	W	27-14	Miami	32,607
9/27	L	21-31	N.Y. Jets	36,040
10/04	L	6-14	Baltimore	38,235
10/11	L	10-23	at Kansas City	50,698
10/18	L	0-16	N.Y. Giants	39,091
10/25	L	3-27	at Baltimore	60,240
11/01	L	10-45	Buffalo	31,148
11/08	L	0-31	at St. Louis	46,466
11/15	L	14-16	San Diego	30,597
11/22	L	3-17	at N.Y. Jets	61,822
11/29	W	14-10	at Buffalo	31,427
12/06	L	20-37	at Miami	51,032
12/13	L	14-35	Minnesota	37,819
12/20	L	7-45	at Cincinnati	60,157

Team Statistics

TOTAL FIRST DOWNS	184	242						
By Rushing	63	115						
By Passing	98	105						
By Penalty	23	22						
TOTAL NET YARDS	2626	4261						
Avg. per Game	187.6	304.4						
Total Offensive Plays	768	865						
Avg. per Play	3.4	4.9						
NET YARDS RUSHING	1040	2074						
Total Rushing Plays	334	503						
Avg. per Rush	3.1	4.1						
Avg. per Game	74.3	148.1						
NET YARDS PASSING	1586	2187						
Avg. per Game	113.3	156.2						
Sacks/Yards Lost	42/389	28/243						
Gross Yards Passing	1975	2430						
Att./Completions	392/176	334/177						
Completion Pct.	44.9	53.0						
Had Intercepted	28	8						
PUNTS/AVERAGE	86/39.1	63/43.8						
PENALTIES/YARDS	88/849	101/1096						
FUMBLES/BALLS LOST	18/13	33/17						
TOUCHDOWNS	18	44						
Rushing	11	20						
Passing	7	19						
Returns	0	5						
Score by Periods	1	2	3	4	OT	Total		
Patriots	13	50	41	45	0	149		
Opponents	92	131	55	83	0	361		
SCORING	TD	Ru	Pa	Rt	PAT	FG	S	TP
Nance	7	7	0	0		0	4	2
Cappelletti	0	0	0	0	12/13	6/15	0	3
Garrett	4	4	0	0		0	2	4
Sellers	4	0	4	0		0	2	2
Turner	2	0	2	0		0	1	1
Gogolak	0	0	0	0	5/5	2/7	0	1
Knief	1	0	1	0		0	0	1
Patriots	18	11	7	0	17/18	8/22	0	149
Opponents	44	20	19	5	44/44	17/28	1	361

RUSHING	NO	YDS	AVG	LG	TD
Nance	145	522	3.6	21	7
Garrett	88	272	3.1	26	4
Lawson	56	99	1.8	15	0
Kapp	20	71	3.6	14	0
Blanks	13	44	3.4	12	0
Ray	5	13	2.6	4	0
Taliaferro	3	11	3.7	6	0
Gladieux	4	8	2.0	8	0
Patriots	334	1040	3.1	26	11
Opponents	503	2074	4.1	56t	20

RECEIVING	NO	YDS	AVG	LG	TD
Sellers	38	550	14.5	48	4
Turner	28	428	15.3	43	2
Garrett	26	216	8.3	29	0
Nance	26	148	5.7	16	0
Brown	15	145	9.7	22	0
Beer	11	150	13.6	25	0
Lawson	11	113	10.3	19	0
Frazier	9	86	9.6	16	0
Blanks	5	49	9.8	18	0
Rademacher	4	51	12.8	16	0
Knief	3	39	13.0	22t	1
Patriots	176	1975	11.2	48	7
Opponents	177	2430	13.7	60t	19

INTERCEPTIONS	NO	YDS	AVG	LG	TD
Johnson	2	51	25.5	42	0
McMahon	1	72	72.0	72	0
Philpott	1	23	23.0	23	0
Scott	1	18	18.0	18	0
Bramlett	1	16	16.0	16	0
Webb	1	2	2.0	2	0
Williamson	1	2	2.0	2	0
Patriots	8	184	23.0	72	0
Opponents	28	302	10.8	59t	2

PUNTING	NO	YDS	AVG	LG	BLK
Janik	86	3364	39.1	57	1
Patriots	86	3364	39.1	57	1
Opponents	63	2758	43.8	67	0

PUNT RETURNS	NO	FC	YDS	AVG	LG	TD
Garrett	17	0	168	9.9	62	0
Blanks	9	4	83	9.2	22	0
Carwell	3	0	48	16.0	45	0
Johnson	2	3	6	3.0	6	0
Lawson	1	1	0	0.0	0	0
Gladieux	0	1	0	0.0	0	0
Patriots	32	9	305	9.5	62	0
Opponents	42	16	303	7.2	54	0

Sacks: Berger 9.0, Antwine 6.0, Lassiter 3.5, Hunt 2.5, Bramlett 2.0, Cheynunski 1.5, Johnson 1.0, Philpott 0.5, Team 2.0. Patriots 28.0, Opponent 42.0.

AFL All-Star (1): C Jon Morris (7).

KICK RETURNS	NO	YDS	AVG	LG	TD
Lawson	25	546	21.8	52	0
Garrett	24	511	21.3	30	0
Blanks	7	152	21.7	29	0
Carwell	1	30	30.0	30	0
Whittingham	1	24	24.0	24	0
Schottenheimer	1	8	8.0	8	0
Beer	1	4	4.0	4	0
Beverly	1	0	0.0	0	0
Brown	1	0	0.0	0	0
Patriots	62	1275	20.6	56	0
Opponents	41	841	20.5	96t	2

FIELD GOALS 1-19 20-29 30-39 40-49 50+
 Cappelletti 2/3 3/4 0/2 1/5 0/1
 Gogolak 1/1 0/0 1/2 0/3 0/1
Patriots 3/4 3/4 1/4 1/8 0/2
Opponents 4/4 4/7 5/6 4/8 0/3
Cappelletti: (41G, 50n, 22G) (40n) (44n, 13G, 23b, 47n, 25G) (25G) (14n) (-) (-) (-) (-) (35n, 9G) (-) (49b, 39b) (-) (-).

Gogolak: (-) (-) (-) (-) (-) (15G, 40n, 47n) (34n, 32G) (48b) (-) (50n) (-) (-) (-) (-).
Opponents: (22n) (25G) (35n) (42G, 44G, 50n, 24G) (14G, 18G, 50n, 22G) (12G, 48G) (20G, 47n) (43G) (45n, 25n, 23n) (37G, 50n, 43n) (37G) (15G, 39G, 30G) (40n) (37G)

Starters: Offense: WR Bake Turner (13), Charley Frazier (1); LT Tom Funchess (7), Mike Montler (7); LG Gary Bugenhagen (6), M. Montler (5), T. Funchess (3); C Jon Morris (14); RG Lennie St. Jean (14); RT Tom Neville (13), Rex Mirich (1); TE Barry Brown (10), Tom Beer (4); WR Ron Sellers (13), Bill Rademacher (1); QB Joe Kapp (10), Mike Taliaferro (4); RB Carl Garrett (8), Jim Nance (5), Odell Lawson (1); FB J. Nance (8), C. Garrett (4), O. Lawson (1), Eddie Ray (1).

Defense: LE Mel Witt (6), Ike Lassiter (5), Dennis Wirgowski (2), T. Funchess (1); LT Jim Lee Hunt (13), R. Mirich (1); RT Ron Berger (12), D. Wirgowski (2); RE Houston Antwine (14); LLB Ed Philpott (12), Mike Ballou (2); MLB Jim Cheynunski (11), Marty Schottenheimer (3); RLB John Bramlett (11), M. Ballou (2), M. Schottenheimer (1); LCB Larry Carwell (8), Randy Beverly (3), Clarence Scott (2), Art McMahon (1); RCB Daryl Johnson (12), L. Carwell (1), C. Scott (1); SS C. Scott (10), Don Webb (2), A. McMahon (1), D. Johnson (1); FS D. Webb (12), D. Johnson (1), C. Scott (1).

1970 Coaching Staff: Bruce Beatty, Offensive Line, Bill Elias, Defensive Backfield, John Mazur, Offensive Backfield, John Meyer, Linebackers, Jerry Richardson, Defensive Line, Jerry Stoltz, Receivers.

PASSING	ATT	CMP	YARDS	CMP%	YDS/ATT	TD	TD%	INT	INT%	LG	SK/YDS	RATING
Kapp	219	98	1104	44.7	5.04	3	1.4	17	7.8	48	27/231	32.6
Taliaferro	173	78	871	45.1	5.03	4	2.3	11	6.4	45	15/158	41.8
Patriots	392	176	1975	44.9	5.04	7	1.8	28	7.1	48	42/389	36.7
Opponents	334	177	2430	53.0	7.28	19	5.7	8	2.4	60t	28/243	85.5



1971 FINAL STATISTICS (6-8)

Head Coach: John Mazur • Tied for Third in AFC East • Home Stadium: Schaefer Stadium

DATE	W/L	SCORE	OPPONENT	ATTENDANCE
9/19	W	20-6	Oakland	55,405
9/26	L	7-34	Detroit	61,054
10/03	L	3-23	Baltimore	61,232
10/10	W	20-0	N.Y. Jets	61,357
10/17	L	3-41	at Miami	58,822
10/24	L	21-44	at Dallas	65,708
10/31	L	10-27	at San Francisco	45,092
11/07	W	28-20	Houston	53,155
11/14	W	38-33	Buffalo	57,446
11/21	L	7-27	at Cleveland	65,238
11/28	L	20-27	at Buffalo	27,166
12/05	W	34-13	Miami	61,457
12/12	L	6-13	at N.Y. Jets	63,175
12/19	W	21-17	at Baltimore	57,942

Team Statistics

	PATS	OPP
--	------	-----

TOTAL FIRST DOWNS	190	237
By Rushing	85	106
By Passing	94	111
By Penalty	11	20
Third Down: Made/Att.	72/198	81/208
Third Down: Eff.	36.3	38.9

TOTAL NET YARDS	3556	4072
Avg. per Game	254.0	290.9
Total Offensive Plays	786	856
Avg. per Play	4.5	4.8

NET YARDS RUSHING	1669	1918
Total Rushing Plays	419	481
Avg. per Rush	4.0	4.0
Avg. per Game	119.2	137.0

NET YARDS PASSING	1887	2154
Avg. per Game	134.8	153.9
Sacked/Yards Lost	36/319	25/249
Gross Yards Passing	2206	2403
Att./Completions	330/159	350/170
Completion Pct.	48.2	48.6
Had Intercepted	16	15

PUNTS/AVERAGE	87/37.3	66/38.8
PENALTIES/YARDS	67/657	60/559
FUMBLES/BALLS LOST	26/16	35/14

TOUCHDOWNS	29	35
Rushing	7	14
Passing	19	16
Returns	3	5

Score by Periods	1	2	3	4	OT	Total
Patriots	41	64	69	64	0	238
Opponents	82	105	54	84	0	325

SCORING	TD	Ru	Pa	Rt	PAT	FG	S	TP
Gogolak	0	0	0	0	28/28	12/21	0	64
Vataha	9	0	9	0	0	0	0	54
Nance	5	5	0	0	0	0	0	30
Beer	3	0	3	0	0	0	0	18
Sellers	3	0	3	0	0	0	0	18
Moss	2	0	1	1	0	0	0	12
Garrett	2	1	1	0	0	0	0	12
Bryant	1	0	1	0	0	0	0	6
Maitland	1	1	0	0	0	0	0	6
Carwell	1	0	0	1	0	0	0	6
Crabtree	1	0	1	0	0	0	0	6
Outlaw	1	0	0	1	0	0	0	6
Team	0	0	0	0	0/1	0	0	0
Patriots	29	7	19	3	28/29	12/21	0	238
Opponents	35	14	16	5	34/35	27/36	0	325

RUSHING	NO	YDS	AVG	LG	TD
Garrett	181	784	4.3	38	1
Nance	129	463	3.6	50t	5
Plunkett	45	210	4.7	16	0
Gladieux	37	175	4.7	31	0
Maitland	13	25	1.9	6	1
Lawson	8	8	1.0	6	0
Bryant	4	1	0.3	1	0
Crabtree	2	11	5.5	18	0
Neville	0	-8	-	-8	0
Patriots	419	1669	4.0	50t	7
Opponents	481	1918	4.0	56t	14

RECEIVING	NO	YDS	AVG	LG	TD
Vataha	51	872	17.1	88t	9
Garrett	22	265	12.0	80t	1
Nance	18	95	5.3	12	0
Sellers	14	222	15.9	49	3
Bryant	14	212	15.1	48	1
Beer	12	191	15.9	31t	3
Moss	9	124	13.8	20t	1
Crabtree	9	120	13.3	31t	1
Gladieux	6	60	10.0	25	0
Rucker	2	24	12.0	19	0
Sykes	1	15	15.0	15	0
Maitland	1	6	6.0	6	0
Patriots	159	2206	13.9	88t	19
Opponents	170	2403	14.1	74t	16

INTERCEPTIONS	NO	YDS	AVG	LG	TD
Carwell	5	72	14.4	53t	1
Kiner	4	25	6.3	14	0
Outlaw	3	89	29.7	60t	1
Beverly	2	19	9.5	19	0
Cheyunski	1	24	24.0	24	0
Patriots	15	229	15.3	60t	2
Opponents	16	157	9.8	25t	1

PUNTING	NO	YDS	AVG	LG	BLK
Bryant	87	3249	37.3	58	0
Patriots	87	3249	37.3	58	0
Opponents	66	2564	38.8	64	1

PUNT RETURNS	NO	FC	YDS	AVG	LG	TD
Bryant	10	1	24	2.4	16	0
Garrett	8	2	124	15.5	50	0
Harris	5	1	19	3.8	9	0
Gladieux	4	8	0	0.0	0	0
Gardin	4	5	14	3.5	5	0
Patriots	31	17	181	5.8	50	0
Opponents	36	31	279	7.8	68t	1

KICK RETURNS	NO	YDS	AVG	LG	TD
Garrett	24	538	22.4	37	0
Gardin	14	321	22.9	34	0
Bryant	10	252	25.2	45	0
Gladieux	6	85	14.2	20	0
Lawson	2	47	23.5	25	0
Rucker	2	45	22.5	21	0
Maitland	2	40	20.0	21	0
Mallory	1	19	19.0	19	0
Hagen	1	7	7.0	7	0
Janik	1	0	0.0	0	0
Webb	1	0	0.0	0	0
Patriots	64	1354	21.2	45	0
Opponents	49	1427	29.1	94t	1

Sacks: Kiner 6.5, Adams 5.0, Lassiter 4.0, Berger 3.0, May 2.5, Weisacosky 2.0, Philpott 1.0, Rowe 1.0, Weisaesky 1.0. Patriots 26.0, Opponents 36.0.

FIELD GOALS	1-19	20-29	30-39	40-49	50+
Gogolak	1/1	1/3	6/7	3/7	1/3
Patriots	1/1	1/3	6/7	3/7	1/3
Opponents	8/9	4/5	5/6	9/14	1/2

Gogolak: (46G,22G) (-) (34G,46B,46N) (36N,53N) (51G) (-) (51N,48N,32G) (25N) (38G) (20B) (40G,17G) (37G,35G) (34G,47G) (47B).

Opponents: (21N) (23G,27G) (42G, 41G, 50G) (-) (34G,46N,42G) (16G,17G, 45N,12G) (35G,41G,40N) (25G,41G,37N) (17G,48G, 17G,12G) (34G,15N,31G) (51N,48G,41G) (26G,30G) (16G,42N, 42G) (12G,40N).

Starters: Offense: WR Randy Vataha (13), Alfred Sykes (14); LT Mike Montler (14); LG Halvor Hagen (14); C Jon Morris (13), Bill Lenkaitis (1); RG Lennie St. Jean (13), B. Lenkaitis (1); RT Tom Neville (14); TE Tom Beer (8), Roland Moss (6); WR Ron Sellers (8), Eric Crabtree (4), Hubie Bryant (2); QB Jim Plunkett (14); RB Carl Garrett (14); FB Jim Nance (13), Odell Lawson (1).

Defense: LE Ike Lassiter (12), Art May (2); LT Dave Rowe (9), Ron Berger (5); RE Dennis Wirgowski (8), A. May (5), R. Berger (1); RT Julius Adams (11), Houston Antwine (3); LLB Ed Weisacosky (10), Ed Philpott (4); MLB Jim Cheyunski (14); RLB Steve Kiner (14); LCB Larry Carwell (11), Randy Beverly (2), Perry Pruett (1); RCB John Outlaw (13), Rickie Harris (1); SS R. Harris (6), Clarence Scott (4), Don Webb (4); FS D. Webb (8), R. Harris (3), Tom Janik (2), J. Outlaw (1).

1971 Coaching Staff: Bruce Beatty, Offensive Line, Dick Evans, Defensive Line, Tom Fletcher, Defensive Backfield, John Meyer, Linebackers, Sam Rutigliano, Off. Backs/Receivers, Jerry Stoltz, Receivers.

Pro Bowl (0)

PASSING	ATT	CMP	YARDS	CMP%	YDS/ATT	TD	TD%	INT	INT%	LG	SK/YDS	RATING
Plunkett	328	158	2158	48.2	6.58	19	5.8	16	4.9	88t	36/319	68.6
Gladieux	2	1	48	50.0	24.0	0	0.0	0	0.0	48	0/0	95.8
Patriots	330	159	2206	48.2	6.68	19	5.8	16	4.8	88t	36/319	69.1
Opponents	350	170	2403	48.6	6.87	16	4.6	15	4.3	74t	25/249	68.5



Results

DATE	W/L	SCORE	OPPONENT	ATTENDANCE
9/17	L	7-31	Cincinnati	60,999
9/24	W	21-20	Atlanta	69,999
10/01	W	24-23	Washington	69,999
10/08	L	14-38	at Buffalo	41,749
10/15	L	13-41	N.Y. Jets	60,999
10/22	L	3-33	at Pittsburgh	46,081
10/29	L	10-34	at N.Y. Jets	62,867
11/06	L	17-24	Baltimore	60,999
11/12	L	0-52	at Miami	80,010
11/19	L	24-27	Buffalo	60,999
11/26	L	0-31	at Baltimore	54,907
12/03	L	21-37	Miami	60,999
12/10	W	17-10	at New Orleans	64,889
12/17	L	21-45	at Denver	51,656

RUSHING	NO	YDS	AVG	LG	TD
Ashton	128	546	4.3	35	3
Garrett	131	488	3.7	41t	5
Plunkett	36	230	6.4	21	1
Tarver	42	132	3.1	18	1
Gladioux	24	56	2.3	11	0
Maitland	13	33	2.5	6	0
Dowling	7	35	5.0	11	3
Rucker	3	5	1.7	8	0
Studstill	1	11	11.0	11	0
Windor	1	-4	-4.0	-4	0
Patriots	386	1532	4.0	41t	13
Opponents	548	2717	5.0	47	27

FIELD GOALS	1-19	20-29	30-39	40-49	50+
Walker	0/0	0/0	2/4	0/3	0/1
Gogolak	1/1	2/3	2/2	1/1	0/1
Patriots	1/1	2/3	4/6	1/4	0/2
Opponents	6/8	3/4	10/13	3/8	0/3

Walker: (-) (-) (-) (-) (-) (-) (-) (-) (48b) (39n,36G)
(48b) (40n,51n) (30n,36G) (-).

Opponents: (38G,51b) (38G,21G,32b, 10n)
(27n,50n) (11G) (37G,37G) (19G, 22G, 35G,33G,32n)
(21G,39n,31G) (9G, 52n,18n) (16G,49n,48b)
(44G,45G) (40G,45n) (36G,10G,18G) (40n,30G,45n)
(35G)

Starters: Offense: WR Randy Vataha (14); LT Bob Reynolds (10), Mike Montor (4); LG M. Montor (10), Bill Lenkaitis (3), Sam Adams (1); C Jon Morris (13), B. Lenkaitis (1); RG Lennie St. Jean (14); RT Tommy Neville (14); TE Bob Windsor (14); WR Reggie Rucker (14); QB Jim Plunkett (14); RB Carl Garrett (5), Josh Ashton (4), Bob Gladieux (3), John Tarver (2); FB J. Ashton (8), B. Gladieux (3), C. Garrett (2), John Tarver (1).

Defense: LE Julius Adams (6), Jim White (6), Ron Berger (2); LT Dave Rowe (9), J. Adams (5); RE Dennis Wirgowski (13), R. Berger (1); RT Rick Cash (13), D. Wirgowski (1); LLB Ed Weisacosky (13), Dick Blanchard (1); MLB Jim Cheynsky (11), Ralph Cindrich (3); RLB Ron Ackes (13), Roin Kadziel (1); LCB Larry Carwell (14); RCB John Outlaw (5), Ron Bolton (4), George Hoey (3), Honor Jackson (2); SS H. Jackson (6), Clarence Scott (6), Rickie Harris (1), G. Hoey (1); FS R. Harris (10), G. Hoey (2), H. Jackson (2).

1972 Coaching Staff: Bruce Beatty, Offensive Line, Dick Evans, Defensive Line, Tom Fletcher, Defensive Backfield, John Meyer, Linebackers, Burnie Miller, Special Teams, Sam Rutigliano, Off. Backs/Receivers, Jerry Stoltz, Receivers

Pro Bowl (0)

RECEIVING	NO	YDS	AVG	LG	TD
Rucker	44	681	15.5	62	3
Windsor	33	383	11.6	24	1
Garrett	30	410	13.7	43	0
Vataha	25	369	14.8	44	2
Ashton	22	207	9.4	24	1
Gladieux	19	192	10.1	31	0
Tarver	11	112	10.2	22	1
T. Reynolds	8	152	19.0	36 ¹	2
Maitland	4	33	8.3	9	0
Beer	2	40	20.0	21	0
Patriots	198	2579	13.0	62	10
Opponents	174	2623	15.1	62	24

INTERCEPTIONS	NO	YDS	AVG	LG	TD
Jackson	4	133	33.3	55	0
Harris	3	45	15.0	32	0
Hoey	1	25	25.0	25	0
Blanchard	1	20	20.0	20	0
Carwell	1	0	0.0	0	0
Patriots	10	223	22.3	55	0
Opponents	28	490	17.5	61	2

PUNTING	NO	YDS	AVG	LG	BLK
Studstill	75	2859	38.1	57	1
Patriots	75	2859	38.1	57	1
Opponents	48	1937	40.4	60	0

PUNT RETURNS	NO	FC	YDS	AVG	LG	TD
Garrett	6	0	36	6.0	27	0
Carwell	5	1	2	0.4	4	0
Harris	4	3	5	1.3	5	0
Gladieux	2	4	-6	-3.0	-6	0
Patriots	17	8	37	2.2	27	0
Opponents	34	24	366	10.8	59	1

KICK RETURNS	NO	YDS	AVG	LG	TD
Garrett	16	410	25.6	49	0
Ashton	15	309	20.6	31	0
Hoey	9	210	23.3	30	0
Rucker	8	227	28.4	43	0
Matthews	3	74	24.7	29	0
Maitland	3	48	16.0	19	0
Beer	1	15	15.0	15	0
Patriots	55	1293	23.5	49	0
Opponents	32	784	24.5	73	0

<i>Team Statistics</i>	<i>PATS</i>	<i>OPP</i>
TOTAL FIRST DOWNS	236	289
By Rushing	89	144
By Passing	126	124
By Penalty	24	21
Third Down: Md/Att.	66/188	96/192
Third Down: Eff.	35.1	50.0
TOTAL NET YARDS	3647	5248
Avg. per Game	226.0	374.9
Total Offensive Plays	840	888
Avg. per Play	4.3	5.9
NET YARDS RUSHING	1532	2717
Total Rushing Plays	386	548
Avg. per Rush	4.0	5.0
Avg. per Game	109.4	194.1
NET YARDS PASSING	2127	2522
Avg. per Game	151.9	180.1
Sacked/Yards Lost	44/452	15/101
Gross Yards Passing	2579	2623
Att./Completions	412/198	325/174
Completion Pct.	48.1	53.5
Had Intercepted	28	10
PUNTS/AVERAGE	75/38.1	48/40.4
PENALTIES/YARDS	66/761	88/862
FUMBLES/BALLS LOST	26/10	22/12
TOUCHDOWNS	24	54
Rushing	13	27
Passing	10	24

Score by Periods	1	2	3	4	OT	Total
Patriots	20	55	44	73	0	192
Opponents	66	165	117	98	0	446

SCORING	TD	Ru	Pa	Rt	PAT	FG	S	TH
Garratt	5	0	0	0			0	30
Gogolak	0	5	0	0	9/9	6/8	0	23
Ashton	4	3	1	0			0	24
Walker	0	0	0	0	15/15	2/8	0	24
Dowling	3	3	0	0			0	18
Rucker	3	0	3	0			0	18
T. Reynolds	2	0	2	0			0	12
Tarver	2	1	1	0			0	12
Vataha	2	0	2	0			0	12
Carwell	1	0	0	1			0	6
Plunkett	1	1	0	0			0	6
Windsor	1	0	1	0			0	6
Patriots	24	13	10	1	24/24	82/86	0	192
Opponents	54	27	24	3	54/54	28/36	1	444

PASSING	ATT	CMP	YARDS	CMP%	YDS/ATT	TD	TD%	INT	INT%	LG	SK/YDS	RATING
Plunkett	355	169	2196	47.6	6.19	8	2.3	25	7.0	62	39/385	45.7
Dowling	54	29	383	53.7	7.09	2	3.7	1	1.9	42	4/63	81.0
Garrett	1	0	0	0.0	0.0	0	0.0	1	100.0	0	1/4	0.0
Gladieux	1	0	0	0.0	0.0	0	0.0	1	100.0	0	0/0	0.0
Studstill	1	0	0	0.0	0.0	0	0.0	0	0.0	0	0/0	39.6
Patriots	412	198	2579	48.1	6.26	10	2.4	28	6.8	62	44/452	48.0
Opponents	326	175	2634	53.7	8.08	23	7.1	10	3.1	62	15/101	91.2

1973 FINAL STATISTICS (5-9)

Head Coach: Chuck Fairbanks • Third in AFC East • Home Stadium: Schaefer Stadium

DATE	W/L	SCORE	OPPONENT	ATTENDANCE
9/16	L	13-31	Buffalo	56,114
9/23	L	7-10	Kansas City	57,918
9/30	L	23-44	at Miami	80,047
10/07	W	24-16	Baltimore	57,044
10/14	L	7-9	N.Y. Jets	58,659
10/21	W	13-10	at Chicago	55,701
10/28	L	14-30	Miami	61,279
11/04	L	23-24	at Philadelphia	65,070
11/11	L	13-33	at N.Y. Jets	60,737
11/18	W	33-24	Green Bay	61,739
11/25	W	32-0	at Houston	27,344
12/02	W	30-14	San Diego	58,150
12/09	L	13-37	at Buffalo	75,841
12/16	L	13-18	at Baltimore	52,065

Team Statistics

	PATS	OPP
TOTAL FIRST DOWNS	237	215
By Rushing	97	142
By Passing	122	67
By Penalty	18	6
Third Down: Md/Att.	73/192	69/185
Third Down: Eff.	38.0	37.3

TOTAL NET YARDS	3843	4188
Avg. per Game	274.5	299.1
Total Offensive Plays	871	832
Avg. per Play	4.4	5.0

NET YARDS RUSHING	1612	2850
Total Rushing Plays	454	560
Avg. per Rush	3.6	5.1
Avg. per Game	115.1	203.6

NET YARDS PASSING	2231	1338
Avg. per Game	159.4	95.6
Sacked/Yards Lost	37/350	32/262
Gross Yards Passing	2581	1600
Att./Completions	380/195	240/134
Completion Pct.	51.3	55.8
Had Intercepted	17	13

PUNTS/AVERAGE	61/37.7	62/40.5
FENELTIES/YARDS	50/550	77/693
FUMBLES/BALLS LOST	51/25	27/18

TOUCHDOWNS	31	32
Rushing	15	16
Passing	13	11
Returns	3	5

Score by Periods	1	2	3	4	OT	Total
Patriots	48	69	74	67	0	258
Opponents	57	86	77	80	0	300

SCORING	TD	Ru	Pa	Rt	PAT	FG	S	P
White	0	0	0	0	21/25	14/25	0	63
Plunkett	5	5	0	0	0	0	0	30
Cunningham	5	4	1	0	0	0	0	30
Herron	4	2	1	1	0	0	0	24
Tarver	4	4	0	0	0	0	0	24
Windsor	4	0	4	0	0	0	0	24
Rucker	3	0	3	0	0	0	0	18
Vataha	3	0	2	1	0	0	0	18
Stingley	2	0	2	0	0	0	0	12
Bell	0	0	0	0	4/5	1/4	0	7
Foster	1	0	0	1	0	0	0	6
Kiner	0	0	0	0	0	1	2	2
Team	0	0	0	0	0/1	0	0	0
Patriots	31	15	13	3	25/31	15/29	1	258
Opponents	32	16	11	5	30/32	26/32	0	300

RUSHING	NO	YDS	AVG	LG	TD
Cunningham	155	516	3.3	25	4
Tarver	72	321	4.5	28	4
Ashton	93	305	3.3	34	0
Plunkett	44	209	4.8	20	5
Herron	61	200	3.3	17	2
Stingley	6	64	10.7	19	0
McCall	10	15	1.5	14	0
B. Adams	2	7	3.5	4	0
Gipson	5	-1	-0.2	4	0
Rucker	2	-1	-0.5	0	0
Welch	1	-2	-2.0	-2	0
Windsor	1	-6	-6.0	-6	0
Vataha	2	-15	-7.5	-11	0
Patriots	454	1612	3.6	34	15
Opponents	560	2850	5.1	80t	16

RECEIVING	NO	YDS	AVG	LG	TD
Rucker	53	743	14.0	64	3
Windsor	23	348	15.1	36	4
Stingley	23	339	14.7	25	2
Vataha	20	341	17.1	48	2
Herron	18	265	14.7	29	1
Cunningham	15	144	9.6	34t	1
B. Adams	14	197	14.1	30	0
Ashton	11	113	10.3	51	0
Tarver	9	51	5.7	13	0
Welch	6	22	3.7	8	0
McCall	3	18	6.0	14	0
Patriots	195	2581	13.2	64	13
Opponents	134	1600	11.9	50	11

INTERCEPTIONS	NO	YDS	AVG	LG	TD
Bolton	6	65	10.8	56	0
Durko	3	26	8.7	16	0
Durko	2	3	1.5	3	0
Acks	1	11	11.0	11	0
Jackson	1	0	0.0	0	0
Patriots	13	105	8.1	56	0
Opponents	17	285	16.8	47t	1

PUNTING	NO	YDS	AVG	LG	BLK
Barnes	55	2134	38.8	53	0
White	6	163	27.1	51	0
Patriots	61	2297	37.7	53	0
Opponents	62	2509	40.5	58	1

PUNT RETURNS	NO	FC	YDS	AVG	LG	TD
Herron	27	8	282	10.4	54	0
Stingley	3	2	21	7.0	16	0
Durko	3	2	21	7.0	15	0
Patriots	33	12	324	9.8	54	0
Opponents	29	23	154	5.3	27	0

KICK RETURNS	NO	YDS	AVG	LG	TD
Herron	41	1092	26.6	92t	1
Stingley	6	143	23.8	29	0
Rucker	5	103	20.6	43	0
McCall	2	17	8.5	17	0
Tarver	1	17	17.0	17	0
Windsor	1	0	0.0	0	0
Hannah	1	0	0.0	0	0
Patriots	57	1372	24.1	92t	1
Opponents	40	963	24.1	90t	1

Sacks: Adams 8.0, Hamilton 5.5, Moore 4.0, Cash 3.0, Rowe 2.5, Acks 1.5, Forster 1.0, Kiner 1.0, Lunsford 1.0, Smith 1.0, Bolton 0.5, Chandler 0.5, King 0.5, Tanner 0.5, Team 2.0. Patriots 32.0, Opponents 37.0.

FIELD GOALS	1-19	20-29	30-39	40-49	50+
White	6/8	2/3	3/5	3/7	0/2
Bell	0/0	0/0	1/3	0/0	0/1
Patriots	6/8	2/3	4/8	3/7	0/3
Opponents	3/3	6/7	12/14	5/8	0/0

Bell: (53n) (30n) (33b,36g);
White: (40G,18b) (34n) (32G,11G,43n) (-) (49n, 33G,43n,18n,47b) (-) (19G,21G,26G, 18G) (48G,26n,51n,36G,46G) (11G) (14G, 12G) (52n,36n).

Opponents: (44n,48G) (33G,33n,39b) (40G,36G,40G) (38G,27G,38G) (40G, 39G,22G) (30G) (25G,38G,23G) (12G) (44G,22G,28G,39G) (33G,20n) (43b) (47b) (34G,34G,19G) (16G,32G).

Starters: Offense: WR Reggie Rucker (8), Darryl Stingley (6); LT Sam Adams (5), Leon Gray (5); Bob Reynolds (4); LG John Hannah (14); C Bill Lenkaitis (12); Jon Morris (2); RG Lennie St. Jean (14); RT Tom Neville (9), L. Gray (3), S. Adams (2); TE Bob Windsor (9), Bob Adams (5); WR R. Rucker (6), D. Stingley (4), Randy Vataha (4); QB Jim Plunkett (14); RB Josh Ashton (8), John Tarver (3), Sam Cunningham (1), Mack Herron (1), Bob McCall (1); FB S. Cunningham (9), J. Tarver (4), Claxton Welch (1).

Defense: LE Ray Hamilton (14); NT Dave Rowe (14); RE Rick Cash (14); RT Julius Adams (14); LLB Steve Kiner (14); MLB Edgar Chandler (11), Brian Stenger (2), Will Foster (1); RLB Ron Acks (14); LCB George Hoey (12), Donald Martin (2); RCB Ron Bolton (14); SS Sandy Durko (14), FS Ralph Anderson (10), Honor Jackson (3), Dave Mason (1).

1973 Coaching Staff: Hank Bullough, Defensive Line, Ron Erhardt, Offensive Backfield, Red Miller, Offensive Line, Bill Nelsen, Quarterbacks, Sam Rutigliano, Off. Backs/Receivers, Charlie Sumner, Linebackers/Secondary, Jim Valek, Special Teams, Larry Weaver, Defensive Backfield.

Pro Bowl (0)

PASSING	ATT	CMP	YARDS	CMP%	YDS/ATT	TD	TD%	INT	INT%	LG	SK/YDS	RATING
Plunkett	376	193	2550	51.3	6.78	13	3.5	17	4.5	64	37/350	65.8
Shiner	4	2	31	50.0	7.75	0	0.0	0	0.0	23	0/0	76.0
Patriots	380	195	2581	51.3	6.79	13	3.4	17	4.5	64	37/350	65.9
Opponents	240	134	1600	55.8	6.67	11	4.6	13	5.4	50	32/262	69.1



1974 FINAL STATISTICS (7-7)

Head Coach: Chuck Fairbanks • Tied for Third in AFC East • Home Stadium: Schaefer Stadium

DATE	W/L	SCORE	OPPONENT	ATTENDANCE
9/15	W	34-24	Miami	55,006
9/22	W	28-20	at N.Y. Giants	49,267
9/29	W	20-14	L.A. Rams	61,279
10/06	W	42-3	Baltimore	59,502
10/13	W	24-0	at N.Y. Jets	61,400
10/20	L	28-30	at Buffalo	80,020
10/27	W	17-14	at Minnesota	48,497
11/03	L	28-29	Buffalo	61,279
11/10	L	14-21	Cleveland	61,279
11/17	L	16-21	N.Y. Jets	61,279
11/24	W	27-17	at Baltimore	38,971
12/01	L	26-41	at Oakland	54,020
12/08	L	17-21	Pittsburgh	61,279
12/15	L	27-34	at Miami	79,420

Team Statistics

TOTAL FIRST DOWNS	255	240						
By Rushing	123	100						
By Passing	113	129						
By Penalty	19	11						
Third Down: Md/Att.	96/202	73/192						
Third Down: Eff.	47.5	38.0						
TOTAL NET YARDS	4474	4067						
Avg. per Game	319.6	290.5						
Total Offensive Plays	900	879						
Avg. per Play	5.0	4.6						
NET YARDS RUSHING	2134	1587						
Total Rushing Plays	520	467						
Avg. per Rush	4.1	3.4						
Avg. per Game	152.4	113.4						
NET YARDS PASSING	2340	2480						
Avg. per Game	167.1	177.1						
Sacked/Yards Lost	21/174	38/294						
Gross Yards Passing	2514	2774						
Att./Completions	359/177	374/210						
Completion Pct.	49.3	56.1						
Had Intercepted	23	24						
PUNTS/AVERAGE	71/36.2	75/38.4						
PENALTIES/YARDS	87/843	76/642						
FUMBLES/BALLS LOST	26/15	29/14						
TOUCHDOWNS	43	37						
Rushing	21	16						
Passing	19	17						
Returns	3	4						
Score by Periods	1 2 3 4 OT	Total						
Patriots	86 116 64 82 0	348						
Opponents	68 92 49 80 0	289						
SCORING	TD	Ru	Pa	Rt	PAT	FG	S	TP
Smith	0	0	0	0	42/43	16/22	0	90
Herron	12	7	5	0	0	0	0	72
Cunningham	11	9	2	0	0	0	0	66
Rucker	4	0	4	0	0	0	0	24
Vataha	3	0	3	0	0	0	0	18
Plunkett	2	2	0	0	0	0	0	12
Stingley	2	1	1	0	0	0	0	12
Tarver	2	2	0	0	0	0	0	12
Geddes	1	0	0	1	0	0	0	6
Hannah	1	0	0	1	0	0	0	6
Marshall	1	0	1	0	0	0	0	6
Sanders	1	0	0	1	0	0	0	6
Schubert	1	0	1	0	0	0	0	6
Tanner	1	0	1	0	0	0	0	6
Windsor	1	0	1	0	0	0	0	6
Patriots	43	21	19	3	42/43	16/22	0	348
Opponents	37	16	17	4	32/37	11/18	1	289

RUSHING	NO	YDS	AVG	LG	TD
Herron	231	824	3.6	28	7
Cunningham	166	811	4.9	75t	9
Plunkett	30	161	5.4	37	2
Tarver	41	101	2.5	18	2
Ashton	26	99	3.8	22	0
Stingley	5	63	12.6	23t	1
Wilson	15	57	3.8	12	0
Vataha	3	21	7.0	24	0
Hinton	1	1	1.0	1	0
Johnson	2	-4	-2.0	-2	0
Patriots	520	2134	4.1	75t	21
Opponents	467	1587	3.4	34	16

RECEIVING	NO	YDS	AVG	LG	TD
Herron	38	474	12.5	18	5
Rucker	27	436	16.1	69t	4
Vataha	25	561	22.4	59t	3
Cunningham	22	214	9.7	37	2
Adams, B.	17	244	14.4	24	0
Windsor	12	127	10.6	20	1
Stingley	10	139	13.9	20t	1
Tarver	9	37	4.1	12	0
Johnson	8	147	18.4	34	0
Wilson	3	38	12.7	23	0
Hinton	2	36	18.0	20	0
Tanner	2	23	11.5	21	1
Schubert	1	21	21.0	21t	1
Marshall	1	17	17.0	17t	1
Patriots	177	2514	14.2	69t	19
Opponents	210	2774	13.2	67t	17

INTERCEPTIONS	NO	YDS	AVG	LG	TD
Bolton	7	18	2.6	10	0
Sanders	5	57	11.4	23t	1
Hunt	3	66	22.0	27	0
McCray	3	61	20.3	33	0
Mildren	3	51	17.0	41	0
Geddes	2	32	16.0	29t	1
King	1	9	9.0	9	0
Patriots	24	294	12.3	41	2
Opponents	23	331	14.4	72t	2

PUNTING	NO	YDS	AVG	LG	BLK
Barnes	45	1604	35.6	50	0
Chapple	26	967	37.2	57	0
Patriots	71	2571	36.2	57	0
Opponents	75	2882	38.4	59	0

PUNT RETURNS	NO	FC	YDS	AVG	LG	TD
Herron	35	4	517	14.8	66	0
Schubert	3	2	15	5.0	11	0
Durko	1	1	1	1.0	1	0
Hinton	1	0	0	0.0	0	0
Johnson	0	3	0	0.0	0	0
Sanders	0	1	0	0.0	0	0
Patriots	40	11	533	13.3	66	0
Opponents	41	5	314	7.7	42	0

KICK RETURNS	NO	YDS	AVG	LG	TD
Herron	28	629	18.0	62	0
Johnson	15	303	20.2	41	0
Schubert	5	112	22.4	32	0
Hinton	3	83	27.7	53	0
Wilson	2	33	16.5	18	0
Tanner	2	17	8.5	17	0
Hunt	1	21	21.0	21	0
Durko	1	0	0.0	0	0
Smith, D.	1	0	0.0	0	0
Patriots	58	1198	20.7	62	0
Opponents	64	1678	26.2	88t	1

Sacks: Adams 8.0, Hamilton 5.0, Lunsford 5.0, McGee 4.5, Webster 4.5, King 3.5, Smith 3.0, Moore 2.0, Hunt 1.5, Nelson 1.0, Carter 0.5. Patriots 38.0, Opponents 21.0.

FIELD GOALS	1-19	20-29	30-39	40-49	50+
Smith	0/0	6/7	8/10	2/5	0/0
Patriots	0/0	6/7	8/10	2/5	0/0
Opponents	0/0	5/5	2/4	4/9	0/0

Smith: (21G,21n,26G) (30n) (39G,23G) (-) (37G) (-) (37G) (47n,46b) (-) (32G, 34n,44G,35G) (33G,28G) (22G,35G) (20G,44n) (46G,34G).

Opponents: (33G) (-) (41b) (31n,27G) (-) (35G) (43n,34n) (45G,20G,46n,47G) (-) (-) (48n,25G) (-) (40G,27G,47n) (28G, 40G).

Starters: Offense: WR Reggie Rucker (9), Andy Johnson (3), Eddie Hinton (1), Darryl Stingley (1); LT Leon Gray (14); LG John Hannah (14); C Bill Lenkaitis (14); RG Sam Adams (13), Bill DuLac (1); RT Tom Neville (14); TE Bob Adams (7), Bob Windsor (7); WR Randy Vataha (9), Steve Schubert (3), R. Rucker (1), D. Stingley (1); QB Jim Plunkett (14); RB Mack Herron (14); Sam Cunningham (10), Josh Tarver (4).

Defense: LE Mel Lunsford (7), Julius Adams (5), Ray Hamilton (1), Tony McGee (1); NT/LT R. Hamilton (13), M. Lunsford (1); RE/RT J. Adams (6), George Webster (5), M. Lunsford (2), J. Tanner (1); LOLB/RE G. Webster (7), M. Lunsford (3), J. Adams (3), J. Tanner (1); LILB/LLB Steve Nelson (9), Bob Geddes (5); RILB Sam Hunt (14); ROLB Steve King (14); LCB John Sanders (10), Willie Osley (3), Ron Bolton (1); RCB R. Bolton (13), W. Osley (1); SS Jack Mildren (9), Sandy Durko (4), Prentice McCray (1); FS P. McCray (13), J. Mildren (1).

1974 Coaching Staff: Hank Bullough, Defensive Line, Ron Erhardt, Offensive Backfield, Red Miller, Offensive Line, Bill Nelsen, Quarterbacks, Ray Perkins, Receivers, Charlie Sumner, Linebackers/Secondary, Jim Valek, Special Teams, Larry Weaver, Defensive Backfield.

Pro Bowl (0)

PASSING	ATT	CMP	YARDS	CMP%	YDS/ATT	TD	TD%	INT	INT%	LG	SK/YDS	RATING
Plunkett	352	173	2457	49.1	6.98	19	5.4	22	6.3	69t	21/174	64.1
Shiner	6	3	37	50.0	6.17	0	0.0	1	16.7	18	0/0	29.9
Graff	1	1	20	100.0	20.0	0	0.0	0	0.0	20	0/0	118.8
Patriots	359	177	2514	49.3	7.00	19	5.3	23	6.4	69t	21/174	63.3
Opponents	374	210	2774	56.1	7.42	17	4.5	24	6.4	67t	38/294	68.2



1975 FINAL STATISTICS (3-11)

Head Coach: Chuck Fairbanks • Tied for Fourth in AFC East • Home Stadium: Schaefer Stadium

DATE	W/L	SCORE	OPPONENT	ATTENDANCE
9/21	L	0-7	Houston	54,212
9/28	L	14-22	Miami	61,279
10/05	L	7-36	at N.Y. Jets	61,415
10/12	L	10-27	at Cincinnati	55,856
10/19	W	21-10	Baltimore	56,844
10/26	W	24-16	San Francisco	60,691
11/02	L	17-24	at St. Louis	47,263
11/09	W	33-19	at San Diego	26,090
11/16	L	31-34	Dallas	61,279
11/23	L	31-45	at Buffalo	69,207
12/01	L	7-20	at Miami	68,480
12/07	L	28-30	N.Y. Jets	57,539
12/14	L	14-34	Buffalo	59,646
12/21	L	21-34	at Baltimore	50,801

Team Statistics

	PATS	OPP
TOTAL FIRST DOWNS	253	254
By Rushing	94	118
By Passing	133	120
By Penalty	26	16

Third Down: Md/Att.	82/195	90/216
Third Down: Eff.	42.1	41.7

TOTAL NET YARDS	4283	4464
Avg. per Game	305.9	318.9
Total Offensive Plays	912	956
Avg. per Play	4.7	4.7

NET YARDS RUSHING	1845	2250
Total Rushing Plays	472	555
Avg. per Rush	3.9	4.0
Avg. per Game	131.8	156.6

NET YARDS PASSING	2438	2244
Avg. per Game	174.1	160.3
Sacked/Yards Lost	39/330	33/271
Gross Yards Passing	2768	2515
Att./Completions	401/193	368/213

Completion Pct.	48.1	57.9
Had Intercepted	28	13

PUNTS/AVERAGE	83/38.8	77/39.5
FUMBLES/YARDS	89/719	103/759
PENALTIES/LOSST	43/22	31/16

TOUCHDOWNS	33	42
Rushing	14	20
Passing	16	18
Returns	3	4

Score by Periods	1	2	3	4	OT	Total
Patriots	37	107	38	76	0	258
Opponents	67	77	110	104	0	358

SCORING	TD	Ru	Pa	Rt	PAT	FG	S	TP
Smith	0	0	0	0	33/33	9/17	0	60
Cunningham	8	6	2	0	0	0	0	48
Vataha	6	0	6	0	0	0	0	36
Francis	4	0	4	0	0	0	0	24
Johnson	4	3	1	0	0	0	0	24
Grogan	3	3	0	0	0	0	0	18
Calhoun	2	1	1	0	0	0	0	12
Stingley	2	0	2	0	0	0	0	12
Carter	1	0	0	1	0	0	0	6
Hamilton	1	0	0	1	0	0	0	6
Howard	1	0	0	1	0	0	0	6
Plunkett	1	1	0	0	0	0	0	6
Patriots	33	14	16	3	33/33	9/17	0	258
Opponents	42	20	18	4	37/42	23/35	0	358

RUSHING	NO	YDS	AVG	LG	TD
Cunningham	169	666	3.9	17	6
Johnson	117	488	4.2	66t	3
Herron	61	274	4.5	53	0
Grogan	30	110	3.7	14	3
Calhoun	23	104	4.5	38t	1
Carter	22	95	4.3	19	0
McQuay	33	47	1.4	9	0
Stingley	6	39	6.5	21	0
Dressler	3	8	2.7	6	0
Plunkett	4	7	1.8	5	1
Vataha	1	4	4.0	4	0
Graff	2	2	1.0	2	0
Anderson	1	1	1.0	1	0
Patriots	472	1845	3.9	66t	14
Opponents	555	2220	4.0	63t	20

RECEIVING	NO	YDS	AVG	LG	TD
Vataha	46	720	15.7	47	6
Francis	35	636	18.2	48	4
Cunningham	32	253	7.9	24	2
Johnson	26	294	11.3	29	1
Stingley	21	378	18.0	45	2
Burks	6	158	26.3	76	0
Windsor	6	57	9.5	12	0
Calhoun	5	111	22.2	62t	1
Herron	5	50	10.0	19	0
Wright	4	46	11.5	20	0
McQuay	4	27	6.8	16	0
Carter	2	39	19.5	26	0
Dressler	1	-1	-1.0	-1	0
Patriots	193	2768	14.3	76	16
Opponents	213	2515	11.8	77t	18

INTERCEPTIONS	NO	YDS	AVG	LG	TD
Bolton	5	33	6.6	15	0
Howard	3	52	17.3	44t	1
Nelson	2	8	4.0	4	0
Reilly	1	54	54.0	54	0
Sanders	1	18	18.0	18	0
Webster	1	0	0.0	0	0
Patriots	13	165	12.7	54	1
Opponents	28	388	13.9	58	1

PUNTING	NO	YDS	AVG	LG	BLK
Patrick	83	3223	38.8	62	0
Patriots	83	3223	38.8	62	0
Opponents	77	3042	39.5	65	1

PUNT RETURNS	NO	FC	YDS	AVG	LG	TD
Stingley	15	2	113	7.5	29	0
Herron	12	2	89	7.4	17	0
Johnson	6	4	60	10.0	15	0
Patriots	33	8	262	7.9	29	0
Opponents	42	12	513	12.2	69t	1

KICK RETURNS	NO	YDS	AVG	LG	TD
Carter	32	879	27.5	99t	1
McQuay	15	252	16.8	34	0
Johnson	10	188	18.8	32	0
Burks	4	65	16.3	25	0
Herron	2	75	37.5	40	0
Stingley	2	44	22.0	24	0
Calhoun	1	17	17.0	17	0
Patriots	66	1520	23.0	99t	1
Opponents	46	1142	24.8	59	0

Sacks: McGee 9.0, Hamilton 6.0, Adams 4.0, Hanneman 4.0, Zabel 3.0, Hunt 2.0, Nelson 2.0, Cusik 1.0, King 1.0, Webster 1.0. Patriots 33.0, Opponents 39.0.

FIELD GOALS	1-19	20-29	30-39	40-49	50+
Smith	1/1	1/1	5/6	2/8	0/1
Patriots	1/1	1/1	5/6	2/8	0/1
Opponents	1/1	11/11	6/10	5/13	0/0

Smith: (44n,46n) (40n) (-) (35G) (52n) (44G,41b) (32G) (38G,19G,35G,46G) (29G) (42b,34G) (43n) (33b) (-) (-).

Opponents: (36n) (26G,26G,33G) (46n, 47G) (29G,21G) (34G) (47n,28G) (44b, 21G) (41G,49n,30G,25G,37G) (43G, 26G) (28G,43n) (25G,39G) (42G,27G, 48b,44G,46b,38n) (31n) (19G,44n,37n, 31G)

Starters: Offense: WR Randy Vataha (14); LT Leon Gray (14); LG John Hannah (14); C Bill Lenkaitis (11), Doug Dumlire (3); RG Sam Adams (13), Bill DuLac (1); RT Shelby Jordan (14); TE Russ Francis (11), Bob Windsor (3); WR Darryl Stingley (14); QB Steve Grogan (7), Jim Plunkett (5), Neil Graff (2); RB Andy Johnson (9), Mack Herron (5); FB Sam Cunningham (13), Don Calhoun (1).

Defense: LE Tony McGee (10), Mel Lunstford (4); LT/NT Ray Hamilton (14); RE/RT Julius Adams (8), Marlin Imhof (3), Craig Hanneman (2), Sam Hunt (1); LOLB/RE George Webster (9), Steve Zabel (2), C. Hanneman (1), Steve King (1), Kevin Reilly (1); LILB/LLB Steve Nelson (13), G. Webster (1); RILB/MLB S. Hunt (12), Bob Geddes (1), S. Nelson (1); ROLB/RLB S. King (7), S. Zabel (7); LCB Bob Howard (14), RCB Ron Bolton (13), Jim Massey (1); SS Prentice McCray (14); FB John Sanders (14).

1975 Coaching Staff: Hank Bullough, Defensive Line, Rolife Dotsch, Outside Linebackers, Ron Erhardt, Offensive Backfield, Red Miller, Offensive Line, Ray Perkins, Receivers, John Polonchek, QBs/Special Asst. to Head Coach, Charlie Sumner, Linebackers/Secondary, Jim Vasek, Special Teams, Larry Weaver, Defensive Backfield.

Pro Bowl (0)

PASSING	ATT	CMP	YARDS	CMP%	YDS/ATT	TD	TD%	INT	INT%	LG	SK/YDS	RATING
Grogan	274	139	1976	50.7	7.21	11	4.0	18	6.6	62t	22/207	60.4
Plunkett	92	36	571	39.1	6.21	3	3.3	7	7.6	76	13/89	39.7
Graff	35	18	221	51.4	6.31	2	5.7	3	8.6	31t	4/34	54.6
Patriots	401	193	2768	48.1	6.90	16	4.0	28	7.0	76	39/330	55.2
Opponents	368	213	2515	57.9	6.83	18	4.9	13	3.5	77t	33/271	80.4

1976 FINAL STATISTICS (11-3)

Head Coach: Chuck Fairbanks • Second in AFC East (Wild Card Playoff Qualifier) • Home Stadium: Schaefer Stadium

DATE	W/L	SCORE	OPPONENT	ATTENDANCE
9/12	L	13-27	Baltimore	43,637
9/19	W	30-14	Miami	46,227
9/26	W	30-27	Pittsburgh	50,350
10/03	W	48-17	Oakland	61,279
10/10	L	10-30	Detroit	63,711
10/18	W	41-7	N.Y. Jets	51,236
10/24	W	26-22	Buffalo	50,383
10/31	L	3-10	Miami	57,984
11/07	W	30-14	Buffalo	61,279
11/14	W	21-14	Baltimore	60,020
11/21	W	38-24	N.Y. Jets	58,509
11/28	W	38-14	Denver	61,279
12/05	W	27-6	New Orleans	54,057
12/12	W	31-14	Tampa Bay	46,475
AFC PLAYOFFS				
12/18	L	21-24	Oakland	54,037

Team Statistics

	PATS	OPP
TOTAL FIRST DOWNS	260	258
By Rushing	150	102
By Passing	95	134
By Penalty	15	22
Third Down: Md/Att.	76/192	90/209
Third Down: Eff.	39.6	43.0
TOTAL NET YARDS	4694	4022
Avg. per Game	335.3	287.3
Total Offensive Plays	918	947
Avg. per Play	5.1	4.2
NET YARDS RUSHING	2948	1847
Total Rushing Plays	591	462
Avg. per Rush	5.0	4.0
Avg. per Game	210.6	131.9
NET YARDS PASSING	1746	2175
Avg. per Game	124.7	155.4
Sacked/Yards Lost	19/164	47/429
Gross Yards Passing	1910	2604
Att./Completions	309/146	437/229
Completion Pct.	47.6	52.4
Had Intercepted	20	23
PUNTS/AVERAGE	67/40.1	75/38.8
PENALTIES/YARDS	102/914	88/764
FUMBLES/BALLS LOST	28/16	37/27
TOUCHDOWNS	48	29
Rushing	24	12
Passing	18	16
Returns	6	1
Score by Periods	1 2 3 4 OT Total	0 0 0 0 0 0
Patriots	54 133 97 92 0	376
Opponents	40 91 30 75 0	236

Sacks: McGee 9.5, Barnes 8.0, Hamilton 6.5, Bishop 6.0, Adams 5.0, Zabel 4.0, Lunsford 2.5, Tipton 2.0, King 1.5, Nelson 1.0. Patriots 47.0, Opponents 19.0.

SCORING	TD	Ru	Pa	Rt	PAT	FG	S	TP
Smith	0	0	0	0	42/46	15/25	0	87
Grogan	13	12	0	1			0	78
Johnson	10	6	4	0			0	60
Stingley	4	0	4	0			0	24
Cunningham	3	3	0	0			0	18
Francis	3	0	3	0			0	18
Chandler	3	0	3	0			0	18
Forte	2	1	1	0			0	12
Haynes	2	0	0	2			0	12
McCray	2	0	0	2			0	12
Calhoun	1	1	0	0			0	6
Phillips	1	1	0	0			0	6
Briscoe	1	0	1	0			0	6
Brock	1	0	1	0			0	6
Vataha	1	0	1	0			0	6
Hunt	1	0	0	1			0	6
Zabel	0	0	0	0	1/1	0/0	0	1
Team	0	0	0	0	0/1	0/0	0	0

Patriots	48	24	18	6	43/48	15/25	0	376
Opponents	29	12	16	1	26/29	12/17	0	236

RUSHING	NO	YDS	AVG	LG	TD
Cunningham	172	824	4.8	24	3
Calhoun	129	721	5.6	54	1
Johnson	169	699	4.1	69t	6
Grogan	60	397	6.6	41	12
Phillips	24	164	6.8	46	1
Forte	25	100	4.0	26	1
Stingley	8	45	5.6	27	0
Francis	2	12	6.0	8	0
Burks	1	2	2.0	2	0
Patrick	1	-16	-16.0	-16	0
Patriots	591	2948	5.0	69t	24
Opponents	462	1847	4.0	46	12

RECEIVING	NO	YDS	AVG	LG	TD
Haynes	29	343	11.8	53	4
Cunningham	27	299	11.1	41	0
Francis	26	367	14.1	48	3
Stingley	17	370	21.8	58t	4
Calhoun	12	56	4.7	12	0
Vataha	11	192	17.5	44	1
Briscoe	10	136	13.6	21	1
Chandler	5	49	9.8	29	3
Forte	3	9	3.0	6t	1
Burks	2	27	13.5	17	0
Feacher	2	38	19.0	21	0
Phillips	1	18	18.0	18	0
Brock	1	6	6.0	6t	1
Patriots	146	1910	13.1	58t	18
Opponents	229	2604	11.4	55	16

INTERCEPTIONS	NO	YDS	AVG	LG	TD
Haynes	8	90	11.3	28	0
McCray	5	182	36.4	63t	2
Fox	3	67	22.3	29	0
Howard	3	28	9.3	15	0
Hunt	2	106	53.0	68t	1
Nelson	2	32	16.0	34	0
Patriots	23	505	22.0	68t	3
Opponents	20	380	19.0	76	0

PUNTING	NO	YDS	AVG	LG	TB	IN20
Patrick	67	2688	40.1	52	12	12
Patriots	67	2688	40.1	52	12	12
Opponents	75	2909	38.8	57	8	7

PUNT RETURNS	NO	FC	YDS	AVG	LG	TD
Haynes	45	0	608	13.5	89t	2
Beaudoin	2	0	18	9.0	11	0
Stingley	1	0	2	2.0	2	0
Patriots	48	0	628	13.1	89t	2
Opponents	37	7	288	7.8	32	0

Kick Returns	No	Yds	Avg	Lg	TD
Phillips	14	397	28.4	71	0
Feacher	10	240	24.0	46	0
Calhoun	9	183	20.3	33	0
Beaudoin	6	134	22.3	44	0
Forte	3	62	20.7	29	0
Conn	2	29	14.5	26	0
Carter	1	19	19.0	19	0
McKay	1	23	23.0	23	0
Patriots	46	1087	23.6	71	0
Opponents	71	1559	22.1	58	0

FIELD GOALS	1-19	20-29	30-39	40-49	50+
Smith	0/1	4/4	4/6	7/14	0/0
Patriots	0/1	4/4	4/6	7/14	0/0
Opponents	1/1	2/2	4/5	4/8	1/1

Smith: (31G, 27G, 39b) (42n, 22G, 47n) (42G, 40G, 26G, 37n) (-) (41G) (-) (44G, 32G) (43G) (46G, 33G) (48n, 44n) (28G) (44n, 19n, 49G, 41n) (43n) (30G).

Opponents: (28G, 32G) (-) (32G, 41G, 48n) (44G) (44n, 36G) (-) (46G, 34n) (47G) (31G) (40n) (19G) (-) (50G, 47n, 29G) (-).

Starters: Offense: WR Randy Vataha (8), Darryl Stingley (4), Marlin Briscoe (2); LT Leon Gray (14); LG John Hannah (14); C Bill Lenkaitis (14); RG Sam Adams (14); RT Bob McKay (14); TE Russ Francis (12), AI Chandler (2); WR D. Stingley (9), M. Briscoe (3), Steve Burks (1), A. Chandler (1); QB Steve Grogan (16); RB Andy Johnson (12), Sam Cunningham (1), Ike Forte (1); FB S. Cunningham (10), Don Calhoun (3), A. Johnson (1).

Defense: LE Tony McGee (13), Mel Lunsford (1); NT Ray Hamilton (14); RE Julius Adams (14); LOLB Steve Zabel (14); LILB Steve Nelson (11), Sam Hunt (2), Donnie Thomas (1); RILB S. Hunt (9), George Webster (3), Jim Romaniszyn (2); ROLB Pete Barnes (7), Steve King (7); LCB Bob Howard (14); RCB Mike Haynes (14); SS Prentice McCray (14); FS Tim Fox (13), Dick Conn (1).

1976 Coaching Staff: Hank Bullough, Defensive Line, Rollie Dotsch, Outside Linebackers, Ron Erhardt, Offensive Backfield, Red Miller, Offensive Line, Ray Perkins, Receivers, John Polonchek, QBs/Special Asst. to Head Coach, Charlie Sumner, Linebackers/Secondary, Larry Weaver, Defensive Backfield, Tom Yewcic, Offensive Backfield/Special Teams.

Pro Bowl (4): TE Russ Francis (1), T Leon Gray (1), G John Hannah (1), CB Mike Haynes (1).

PASSING	ATT	CMP	YARDS	CMP%	YDS/ATT	TD	TD%	INT	INT%	LG	SK/YDS	RATING
Grogan	302	145	1903	48.0	6.30	18	6.0	20	6.6	58t	18/155	60.6
Owen	5	1	7	20.0	1.40	0	0.0	0	0.0	7	0/0	39.6
Johnson	2	0	0	0.0	0.0	0	0.0	0	0.0	0	0/0	39.6
Briscoe	0	0	0	0.0	0.0	0	0.0	0	0.0	0	1/9	--
Patriots	309	146	1910	47.2	6.25	18	5.8	20	6.5	58t	19/164	59.7
Opponents	437	229	2604	52.4	5.96	16	3.7	23	5.3	55	47/429	60.9



1977 FINAL STATISTICS (9-5)

Head Coach: Chuck Fairbanks • Third in AFC East • Home Stadium: Schaefer Stadium

Date	W/L	Score	Opponent	Attendance
9/18	W	21-17	Kansas City	58,288
9/26	L	27-30 at	Cleveland OT	77,910
10/02	L	27-30 at	N.Y. Jets	49,801
10/09	W	31-0	Seattle	54,363
10/16	W	24-20 at	San Diego	51,143
10/23	W	17-3	Baltimore	61,279
10/30	W	24-13	N.Y. Jets	61,279
11/06	L	14-24	Buffalo	61,279
11/13	L	5-17 at	Miami	67,907
11/20	W	20-7 at	Buffalo	31,157
11/27	W	14-6	Philadelphia	58,192
12/04	W	16-10 at	Atlanta	60,738
12/11	W	14-10	Miami	61,279
12/18	L	24-30 at	Baltimore	60,763

Team Statistics

TOTAL FIRST DOWNS		247	215						
By Rushing		132	86						
By Passing		101	111						
By Penalty		14	18						
Third Down: Md/Att.		98/199	74/196						
Third Down: Eff.		49.0	38.0						
TOTAL NET YARDS		4310	3638						
Avg. per Game		307.9	259.9						
Total Offensive Plays		922	866						
Avg. per Play		4.7	4.7						
NET YARDS RUSHING		2303	1605						
Total Rushing Plays		603	452						
Avg. per Rush		3.8	3.6						
Avg. per Game		164.5	114.6						
NET YARDS PASSING		2007	2033						
Avg. per Game		143.4	145.2						
Sacked/Yards Lost		14/155	58/471						
Gross Yards Passing		2162	2504						
Att./Completions		305/160	356/188						
Completion Pct.		52.5	52.8						
Had Intercepted		21	19						
PUNTS/AVERAGE		68/34.6	78/39.1						
PENALTIES/YARDS		112/931	71/610						
FUMBLES/BALLS LOST		28/15	20/10						
TOUCHDOWNS		33	26						
Rushing		13	8						
Passing		17	16						
Returns		3	2						
Score by Periods		1	2	3	4	OT	Total		
Patriots		79	65	74	60	0	278		
Opponents		58	23	61	72	3	217		
SCORING		TD	Ru	Pa	Rt	PAT	FG	S	TP
Smith		0	0	0	0	33/33	15/21	0	78
Stingley		6	1	5	0			0	36
Cunningham		5	4	1	0			0	30
Calhoun		4	4	0	0			0	24
Francis		4	0	4	0			0	24
Hasselbeck		4	0	4	0			0	24
Clayborn		3	0	0	3		1	20	0
Morgan		3	0	3	0			0	18
Forte		2	2	0	0			0	12
Grogan		1	1	0	0			0	6
Phillips		1	1	0	0			0	6
Patriots		33	13	17	3	33/33	15/21	1	278
Opponents		26	8	16	2	22/26	13/21	0	217

RUSHING	NO	YDS	AVG	LG	TD	KICK RETURNS	NO	YDS	AVG	LG	TD
Cunningham	270	1015	3.8	31t	4	Clayborn	28	869	31.0	101t	3
Calhoun	198	727	3.7	25	4	Phillips	6	93	15.5	22	0
Grogan	61	324	5.3	41	1	Beaudoin	4	73	18.3	30	0
Forte	62	157	2.5	16	2	McKay	1	16	16.0	16	0
Phillips	5	27	5.4	13	1	Patriots	39	1051	26.9	101t	3
Stingley	3	33	11.0	34t	1	Opponents	52	1086	20.9	73	0
Ivory	3	10	3.3	9	0						
Morgan	1	10	10.0	10	0						
Patriots	603	2303	3.8	41	13						
Opponents	452	1605	3.6	66	8						

RECEIVING	NO	YDS	AVG	LG	TD	FIELD GOALS	1-19	20-29	30-39	40-49	50+
Cunningham	42	370	8.8	35	1	Smith	1/1	4/5	9/11	1/4	0/0
Stingley	39	657	16.8	68	5	Patriots	1/1	4/5	9/11	1/4	0/0
Morgan	21	443	21.1	64t	3	Opponents	0/1	5/5	7/11	1/4	0/0
Francis	16	229	14.3	31t	4						
Calhoun	13	152	11.7	47	0						
Hasselbeck	9	76	8.4	21	4						
Forte	8	88	11.0	22	0						
Chandler	7	68	9.7	16	0						
Burks	5	79	15.8	22	0						
Patriots	160	2162	13.5	68	17						
Opponents	188	2504	13.3	78	16						

INTERCEPTIONS	NO	YDS	AVG	LG	TD	(-) (19b,33wI) (25G) (28G) (38wI,28G,45wI).
Haynes	5	54	10.8	22	0	
McCray	4	61	15.2	48	0	Starters: Offense: WR Stanley Morgan (14); LT
Howard	4	10	2.2	6	0	Leon Gray (11), Shelby Jordan (3); LG John Hannah
Fox	3	39	13.0	27	0	(1), Pete Brock (3); C Bill Lenkatis (14); RG Sam
Hunt	2	17	8.5	10	0	Adams (13), P Brock (1); RT Tom Neville (13), Bob
Barnes	1	13	13.0	13	0	McKay (3); TE Russ Francis (10), AT Chandler (3)
Patriots	19	194	10.2	48	0	Don Hasselbeck (1); WR Darryl Stingley (14); QB
Opponents	21	279	13.3	45	2	Steve Grogan (14); RB Don Calhoun (14); FB Sam Cunningham (14).

PUNTING	NO	YDS	AVG	LG	TB	IN20	BLK	Defense: LE Mel Lunsford (13), Tony McGee (1);
Patrick	68	2354	34.6	64	6	13	3	NT Ray Hamilton (14); RE Julius Adams (14); LOLB
Patriots	68	2354	34.6	64	6	13	3	Steve Zabel (10), Steve King (4); LLB Steve Nelson
Opponents	78	3048	39.1	65	9	10	0	(13), Ray Costich (1); RLB Sam Hunt (13), R. Costich

PUNT RETURNS	NO	FC	YDS	AVG	LG	TD					
Morgan	16	2	220	13.8	53	0					
Haynes	24	2	200	8.3	46	0					
Forte	2	1	9	4.5	6	0					
Beaudoin	1	0	0	0.0	0	0					
Westbrook	0	1	0	0.0	0	0					
Patriots	43	6	429	10.0	53	0					
Opponents	33	6	270	8.2	23	0					

1977 Coaching Staff: Hank Bullough, Defensive Line, Ron Erhardt, Offensive Backfield, Leon McLaughlin, Offensive Line, Ray Perkins, Receivers, John Polonchek, QBs/Special Asst. to Head Coach, Charlie Summer, Linebackers/ Secondary, Dick Walker, Defensive Backs, Tom Yewcic, Offensive Backfield/ Special Teams.

Pro Bowl (2): TE Russ Francis (2), CB Mike Haynes (2).

PASSING	ATT	CMP	YARDS	CMP%	YDS/ATT	TD	TD%	INT	INT%	LG	SK/YDS	RATING
Grogan	305	160	2162	52.5	7.09	17	5.6	21	6.9	68	14/155	65.2
Patriots	305	160	2162	52.5	7.09	17	5.6	21	6.9	68	14/155	65.2
Opponents	356	188	2504	52.8	7.03	16	4.5	19	5.3	78	58/471	68.1



1978 FINAL STATISTICS (11-5)

Head Coaches: Chuck Fairbanks (11-4); Ron Erhardt & Hank Bullough co-head coaches (0-1) • AFC East Division Champions • Home Stadium: Schaefer Stadium

DATE	W/L	SCORE	OPPONENT	ATTENDANCE
9/03	L	14-16	Washington	55,063
9/10	W	16-6	at St. Louis	49,555
9/18	L	27-34	Baltimore	57,503
9/24	W	21-14	at Oakland	53,500
10/01	W	28-23	San Diego	61,297
10/08	W	24-14	Philadelphia	61,297
10/15	W	10-3	at Cincinnati	56,257
10/22	W	33-24	Miami	61,297
10/29	W	55-21	N.Y. Jets	61,297
11/05	W	14-10	at Buffalo	46,101
11/12	L	23-26	Houston	61,297
11/19	W	19-17	at N.Y. Jets	60,372
11/26	W	35-14	at Baltimore	49,404
12/03	L	10-17	at Dallas	65,045
12/10	W	26-24	Buffalo	59,927
12/18	L	3-23	at Miami	75,445
AFC PLAYOFFS				
12/31	L	14-31	Houston	61,297

Team Statistics

	PATS	OPP
TOTAL FIRST DOWNS	322	258
By Rushing	181	100
By Passing	125	143
By Penalty	16	15
Third Down: Md/Att.	92/203	96/220
Third Down: Eff.	45.3	43.6
TOTAL NET YARDS	5965	4615
Avg. per Game	372.8	288.4
Total Offensive Plays	1085	971
Avg. per Play	5.5	4.8
NET YARDS RUSHING	3165	1852
Total Rushing Plays	671	511
Avg. per Rush	4.7	3.6
Avg. per Game	197.8	115.8
NET YARDS PASSING	2800	2763
Avg. per Game	175.0	172.7
Sacked/Yards Lost	24/206	35/296
Gross Yards Passing	3006	3059
Att./Completions	390/196	425/235
Completion Pct.	50.3	55.3
Had Intercepted	25	22
PUNTS/AVERAGE	61/35.0	78/39.5
PENALTIES/YARDS	92/852	81/683
FUMBLE/BALLS LOST	35/21	34/21
TOUCHDOWNS	46	38
Rushing	30	14
Passing	15	21
Returns	1	3
Score by Periods	1 2 3 4 OT	0 1 2 3 4 OT
Patriots	7 12 63 96 0	0 358
Opponents	55 60 71 97 0	286
SCORING	TD Ru Pa Rt PAT FG S TP	TD Ru Pa Rt PAT FG S TP
Ivory	11 11 0 0 0	0 66
Fosey	0 0 0 0 29/31	11/22 0 62
Cunningham	8 8 0 0 0	0 48
Jackson	6 0 6 0 0	0 36
Grogan	5 5 0 0 0	0 30
Morgan	5 0 5 0 0	0 30
Francis	4 0 4 0 0	0 24
Johnson	3 3 0 0 0	0 18
McAlister	2 2 0 0 0	0 12
Smith	0 0 0 0 6/7	1/1 0 9
Lowery	0 0 0 0 7/7	0/1 0 7
Calhoun	1 1 0 0 0	0 6
Haynes	1 0 0 0 0	0 6
Bishop	0 0 0 0 0	1 2
Fox	0 0 0 0 0	1 2
Wilson	0 0 0 0 0	0/1 0/0 0 0
Patriots	46 30 15 1 42/46	12/24 2 358
Opponents	38 14 21 3 31/38	9/19 0 286

RUSHING	NO	YDS	AVG	LG	TD
Cunningham	199	768	3.9	52t	8
Ivory	141	693	4.9	28	11
Johnson	147	675	4.6	52	3
Grogan	81	539	6.7	31	5
Calhoun	76	391	5.1	73	1
McAlister	19	77	4.1	16	2
Morgan	2	11	5.5	6	0
Jackson	1	7	7.0	7	0
Tatupu	3	6	2.0	3	0
Wilson	1	0	0.0	0	0
Westbrook	1	-2	-2.0	-2	0
Patriots	671	3165	4.7	73	30
Opponents	511	1852	3.6	32t	14

RECEIVING	NO	YDS	AVG	LG	TD
Francis	39	543	13.9	53	4
Jackson	37	743	20.1	57	6
Morgan	34	820	24.1	75t	5
Cunningham	31	297	9.6	31	0
Jonnson	26	267	10.3	31	0
Ivory	14	122	8.7	18	0
Hasselbeck	7	107	15.3	24	0
Westbrook	3	38	12.7	19	0
Calhoun	3	29	9.7	15	0
Pennywell	1	28	28.0	28	0
McAlister	1	12	12.0	12	0
Patriots	196	3006	15.3	75t	15
Opponents	235	3059	13.0	67t	21

INTERCEPTIONS	NO	YDS	AVG	LG	TD
Haynes	6	123	20.5	50	1
Nelson	5	104	20.8	37	0
Clayborn	4	72	18.0	44	0
Beaudoin	3	25	8.3	13	0
Fox	2	10	5.0	10	0
Conn	1	24	24.0	24	0
Zabel	1	0	0.0	0	0
Patriots	22	358	16.3	50	1
Opponents	25	252	10.1	49	1

PUNTING	NO	YDS	AVG	LG	TB	IN20	BLK
Wilson	54	1921	35.6	57	4	14	0
Patriot	7	216	30.9	47	0	2	0
Patriots	61	2137	35.0	57	4	16	0
Opponents	78	3081	39.5	63	8	17	0

PUNT RETURNS	NO	FC	YDS	AVG	LG	TD
Morgan	32	4	335	10.5	48	0
Haynes	14	2	183	13.1	35	0
Conn	1	2	2	2.0	2	0
Patriots	47	8	520	11.1	48	0
Opponents	29	10	272	9.4	30	0

KICK RETURNS	NO	YDS	AVG	LG	TD
Clayborn	27	636	23.6	60	0
McAlister	10	186	18.6	32	0
Westbrook	7	125	17.9	33	0
Ivory	1	165	23.6	33	0
Morgan	7	17	17.0	17	0
Wheeler	1	0	0.0	0	0
Conn	1	26	26.0	26	0
Tatupu	1	17	17.0	17	0
Patriots	55	1172	21.3	60	0
Opponents	69	1576	22.8	90t	1

Sacks: McGee 11.5, Bishop 7.0, Hamilton 5, Shoate 5, Lunsford 3.5, Costick 1, Hawkins 1, Nelson 1. Patriots 35.0, Opponents 24.0.

FIELD GOALS	1-19	20-29	30-39	40-49	50+
Smith	0/0	1/1	0/0	0/0	0/0
Lowery	0/0	0/0	0/0	0/1	0/0
Posey	1/1	3/4	5/11	2/6	0/0
Patriots	1/1	4/5	5/11	2/7	0/0
Opponents	0/0	5/6	1/5	2/5	1/3

Smith: (-) (24G) (-). **Lowery:** (-) (45wl). **Posey:** (42G,36wl) (19G) (29G,37wr) (-) (48n) (32G,34G,37G,38wl,25wl) (48n, 47G,24G) (31s) (46b,30G,36b,39n) (42s,21G) (35G).

Opponents: (26G,54wr) (-) (-) (35wl, 47wl) (38wl,41G) (-) (25wr,44wl,52G, 51wr) (29G,45wl) (-) (21G) (-) (45G,33n) (31wl) (26G) (26G) (30G).

Starters: Offense: WR Stanley Morgan (16); LT Leon Gray (16); LG John Hannah (16); C Bill Lenkaitis (16); RG Sam Adams (16); RT Shelby Jordan (16); TE Russ Francis (15); Don Hasselbeck (1); WR Harold Jackson (13); QB Steve Grogan (16); RB Andy Johnson (13); Horace Ivory (3); FB Sam Cunningham (14); Don Calhoun (2); 2nd TE D. Hasselbeck (3).

Defense: LE Mel Lunsford (15), Tony McGee (1); NT Ray Hamilton (16); RE Richard Bishop (15), Julius Adams (1); LOLB Steve Zabel (11), Steve King (5); LILB Steve Nelson (15), Ray Costick (1); RILB Sam Hunt (15), R. Costick (1); ROLB Rod Shoate (15); R. Costick (1); LCB Ray Clayborn (16); RCB Michael Haynes (16); SS Doug Beaudoin (13), Tim Fox (2), Prentice McCray (1); FS T. Fox (14), P. McCray (2).

1978 Coaching Staff: Raymond Berry, Receivers, Hank Bullough, Defensive Line, Ron Erhardt, Offensive Backfield, John Polonchek, QBs/Special Asst. to Head Coach, Jim Ringo, Offensive Line, Fritz Shurmur, Defensive Line, Charlie Sumner, Linebackers/Secondary, Tom Yewcic, Offensive Backfield/Special Teams.

Pro Bowl (5): FB Sam Cunningham (1), TE Russ Francis (3), T Leon Gray (2), G John Hannah (2), CB Mike Haynes (3).

PASSING	ATT	CMP	YARDS	CMP%	YDS/ATT	TD	TD%	INT	INT%	LG	SK/YDS	RATING
Grogan	362	181	2824	50.0	7.80	15	4.1	23	6.4	75t	21/184	63.6
Owen	26	15	182	57.7	7.00	0	0.0	2	7.7	23	3/22	47.3
Johnson	2	0	0	0.0	0.00	0	0.0	0	0.0	0	0/0	39.6
Patriots	390	196	3006	50.3	7.71	15	3.8	25	6.4	75t	24/206	62.2
Opponents	425	235	3059	55.3	7.19	21	4.9	22	5.1	67t	35/296	73.1



1979 FINAL STATISTICS (9-7)

Head Coach: Ron Erhardt • Second in AFC East • Home Stadium: Schaefer Stadium

DATE	W/L	SCORE	OPPONENT	ATTENDANCE
9/03	L	13-16	Pittsburgh OT	60,798
9/09	W	56-3	N.Y. Jets	53,113
9/16	W	20-14	at Cincinnati	41,805
9/23	W	27-21	San Diego	60,916
10/01	L	14-27	at Green Bay	52,842
10/07	W	24-17	Detroit	60,629
10/14	W	27-7	at Chicago	54,128
10/21	W	28-13	Miami	61,096
10/28	L	26-31	at Baltimore	41,029
11/04	W	26-6	at Buffalo	67,935
11/11	L	10-45	at Denver	74,379
11/18	W	50-21	Baltimore	60,879
11/25	L	13-16	Buffalo OT	60,991
11/29	L	24-39	at Miami	69,174
12/09	L	26-27	at N.Y. Jets	60,372
12/16	W	27-23	Minnesota	54,719

RUSHING	NO	YDS	AVG	LG	TD	KICK RETURNS	NO	YDS	AVG	LG	TD
Cunningham	159	563	3.5	27	5	Clark	37	816	22.1	38	0
Ivory	143	522	3.7	52	1	Sanford	10	179	17.9	23	0
Calhoun	137	456	3.3	29	5	Westbrook	11	151	13.7	30	0
Grogan	62	368	5.8	26	2	Clayborn	2	33	16.5	20	0
Johnson	43	132	3.1	15	1	Tatupu	3	15	5.0	12	0
Clark	19	84	4.4	19	2	Washington	1	18	18.0	18	0
Tatupu	23	71	3.1	12	0	Ivory	1	15	15.0	15	0
Morgan	7	39	5.6	17	0	Morgan	1	12	12.0	12	0
Jackson	3	12	4.0	12	0	Patriots	66	1239	18.8	38	0
Westbrook	2	8	4.0	4	0	Opponents	80	1621	20.3	45	0
Owen	2	-1	-0.5	0	0	Sacks: McGee 10.5, Bishops 8.5, Lunsford 8.0, Hamilton 7.0, Hawkins 7.0, Adams 6.0, Shoate 4.0, Costick 2.0, Nelson 2.0, Clayborn 1.0, Fox 1.0. Patriots 57.0, Opponents 49.0.					
Cavanaugh	1	-2	-2.0	-2	0						
Patriots	603	2252	3.7	52	16						
Opponents	495	1770	3.6	39	22						

Team Statistics

	PATS	OPP
TOTAL FIRST DOWNS	318	283
By Rushing	132	118
By Passing	159	139
By Penalty	27	26
Third Down: Md/Att.	113/254	85/225
Third Down: Eff.	44.4	37.7
TOTAL NET YARDS	5470	4323
Avg. per Game	341.9	270.2
Total Offensive Plays	1172	1019
Avg. per Play	4.8	4.3
NET YARDS RUSHING	2252	1770
Total Rushing Plays	603	495
Avg. per Rush	3.7	3.6
Avg. per Game	140.8	110.6
NET YARDS PASSING	3218	2553
Avg. per Game	201.1	159.6
Sacked/Yards Lost	49/382	57/512
Gross Yards Passing	3600	3065
Att./Completions	475/237	467/246
Completion Pct.	49.9	52.7
Had Intercepted	23	20
PUNTS/AVERAGE	84/36.2	94/38.7
PENALTIES/YARDS	99/864	93/917
FUMBLES/BALLS LOST	28/15	35/22
TOUCHDOWNS	49	39
Rushing	16	22
Passing	30	13
Returns	3	4
Score by Periods	1 2 3 4 OT Total	1 2 3 4 OT Total
Patriots	85 137 60 129 0 411	85 137 60 129 0 411
Opponents	87 93 71 69 6 326	87 93 71 69 6 326

SCORING	TD	Ru	Pa	Rt	PAT	FG	S	TP
Smith	0	0	0	0	46/49	23/33	0	115
Morgan	13	0	12	1	0	0	0	78
Jackson	7	0	7	0	0	0	0	42
Calhoun	6	5	1	0	0	0	0	36
Francis	5	0	5	0	0	0	0	30
Cunningham	5	5	0	0	0	0	0	30
Ivory	3	1	2	0	0	0	0	18
Clark	2	2	0	0	0	0	0	12
Grogan	2	2	0	0	0	0	0	12
Hawkins	1	0	0	1	0	0	0	6
Sanford	1	0	0	1	0	0	0	6
Westbrook	1	0	1	0	0	0	0	6
Pennywell	1	0	1	0	0	0	0	6
Johnson	1	1	0	0	0	0	0	6
Jarvis	1	0	1	0	0	0	0	6
Patriots	49	16	30	3	46/49	23/33	1	411
Opponents	39	22	13	4	36/39	18/26	1	326

RECEIVING	NO	YDS	AVG	LG	TD
Jackson	45	1013	22.5	59	7
Morgan	44	1002	22.8	63t	12
Francis	39	557	14.3	44	5
Cunningham	29	236	8.1	20	0
Ivory	23	216	9.4	24	2
Calhoun	15	66	4.4	14	1
Hasselbeck	13	158	12.2	41	0
Westbrook	9	173	19.2	38	1
Johnson	9	68	7.6	11	0
Pennywell	4	35	8.8	13t	1
Clark	2	35	17.5	20	0
Javis	2	30	15.0	15t	1
Tatupu	2	9	4.5	5	0
Chandler	1	2	2.0	2	0
Patriots	237	3600	15.2	63t	30
Opponents	246	3065	12.5	82	13

INTERCEPTIONS	NO	YDS	AVG	LG	TD
Clayborn	5	56	11.2	27	0
Haynes	3	66	22.0	33	0
McCray	3	48	16.0	26	0
Fox	2	38	19.0	25	0
Hawkins	2	35	17.5	35t	1
Sanford	1	39	39.0	12	0
Beaudoin	1	30	30.0	30	0
Costick	1	22	22.0	22	0
Nelson	1	18	18.0	18	0
Shoate	1	0	0.0	0	0
Patriots	20	352	17.6	35t	1
Opponents	23	417	18.1	56	0

PUNTING	NO	YDS	AVG	LG	TB	IN20	BLK
Hare	83	3038	36.6	58	11	20	1
Patriots	84	3038	36.2	58	11	20	1
Opponents	94	3641	38.7	63	9	11	1

PUNT RETURNS	NO	FC	YDS	AVG	LG	TD
Morgan	29	21	289	10.0	80t	1
Haynes	5	1	16	3.2	5	0
Westbrook	2	0	5	2.5	5	0
Sanford	1	0	1	1.0	1	0
Patriots	37	22	311	8.4	80t	1
Opponents	28	17	317	11.3	75t	1

PASSING	ATT	CMP	YARDS	CMP%	YDS/ATT	TD	TD%	INT	INT%	LG	SK/YDS	RATING
Grogan	423	206	3286	48.7	7.77	28	6.6	20	4.7	63t	45/341	77.4
Owen	47	27	248	57.4	5.28	2	4.3	3	6.4	32	4/41	59.5
Westbrook	2	2	52	100.0	26.0	0	0.0	0	0.0	28	0/0	118.8
Cavanaugh	1	1	10	100.0	10.0	0	0.0	0	0.0	10	0/0	108.3
Hare	1	1	4	100.0	4.0	0	0.0	0	0.0	4	0/0	83.3
Jackson	1	0	0	0.0	0.0	0	0.0	0	0.0	0/0	0/0	39.6
Patriots	475	237	3600	49.9	7.58	30	6.3	23	4.8	63t	49/382	76.1
Opponents	467	246	3065	52.7	6.56	13	2.8	20	4.3	82	57/512	64.8

FIELD GOALS	1-19	20-29	30-39	40-49	50+
Smith	0/0	6/6	11/13	6/14	0/0
Patriots	0/0	6/6	11/13	6/14	0/0
Opponents	0/0	7/7	5/7	5/11	1/1

Smith: (31G,32G) (-) (37n,47b,39G,39G) (31G,31G) (42n) (44n,48n,29G) (21G, 29G) (48n) (42G,39G) (48n,49b,33G, 37G) (42G) (24G,29G,42G) (47G,40n, 32G) (28G) (47G,34n) (42G,30G).

Opponents: (43n,41G) (30G) (37n) (48n) (-) (26G) (-) (53G,40G) (37G,44n) (39G,40G,37n,49n,40n) (49G) (-) (29G, 26G,29G) (31G,33G,27G) (39G,25G) (24G,43S).

Starters: Offense: WR Stanley Morgan (16); LT Dwight Wheeler (10), Pete Brock (6); LG John Hannah (16); C Bill Lenkaitis (16); RG Sam Adams (13), Bob Cryder (2), P Brock (1); RT Shelby Jordan (12), Garry Puetz (4); TE Russ Francis (13), Don Hasselbeck (3); WR Harold Jackson (16); QB Steve Grogan (16); RB Horace Ivory (9), Sam Cunningham (3), Andy Johnson (3), Don Calhoun (1); FB S. Cunningham (9), D. Calhoun (5), A. Johnson (2).

Defense: LE Mel Lunsford (15), Richard Bishop (1); NT Ray Hamilton (16); RE R. Bishop (13), Julius Adams (2), M. Lunsford (1); LOLB Mike Hawkins (14); LILB Steve Nelson (15), Bill Matthews (1); RILB Sam Hunt (15), John Zamberlin (1); ROLB Rod Shoate (14), Ray Costick, Steve King (1); LCB Raymond Clayborn (16); RCB Mike Haynes (15), Rick Sanford (1); SS Doug Beaudoin (8), Prentice McCray (5), R. Sanford (3); FS Tim Fox (16), 4th DL Tony McGee (2).

1979 Coaching Staff: Raymond Berry, Receivers, Hank Bulough, Defensive Line, Gino Cappelletti, Special Teams, Billy Kinard, Defensive Backfield, John Polonchek, QBs/Special Asst. to Head Coach, Jim Rohn, Offensive Line, Fritz Shurmur, Defensive Line, Tom Yewic, Offensive Backfield.

Pro Bowl (3): G John Hannah (3), CB Mike Haynes (4), WR Stanley Morgan (1).



1980 FINAL STATISTICS (10-6)

Head Coach: Ron Erhardt • Second in AFC East • Home Stadium: Schaefer Stadium

DATE	W/L	SCORE	OPPONENT	ATTENDANCE
9/07	W	34-17	Cleveland	49,222
9/14	L	21-37	Atlanta	48,321
9/21	W	37-31	at Seattle	61,035
9/29	W	23-14	Denver	59,602
10/05	W	21-11	at N.Y. Jets	53,603
10/12	W	34-0	Miami	60,377
10/19	W	37-21	at Baltimore	53,924
10/26	L	13-31	at Buffalo	75,092
11/02	W	34-21	N.Y. Jets	60,834
11/10	L	34-38	at Houston	51,524
11/16	L	14-17	L.A. Rams	60,609
11/23	W	47-21	Baltimore	60,994
11/30	L	17-21	at San Francisco	45,254
12/08	L	13-16	at Miami OT	63,292
12/14	W	24-2	Buffalo	58,324
12/21	W	38-27	at New Orleans	38,277

RUSHING	NO	YDS	AVG	LG	TD
Ferguson	211	818	3.9	44	2
Calhoun	200	787	3.9	22t	9
Grogan	30	112	3.7	19	1
Ivory	42	111	2.6	20t	2
Tatupu	33	97	2.9	11	3
Cavanaugh	19	97	5.1	22	0
Foreman	23	63	2.7	7	1
Clark	9	56	6.2	15	1
Jackson	5	37	7.4	16	0
Morgan	4	36	9.0	16	0
Johnson	11	26	2.4	11	0
Hubach	1	0	0.0	0	0
Patriots	588	2240	3.8	44	19
Opponents	481	1876	3.9	33	12

KICK RETURNS	NO	YDS	AVG	LG	TD
Ivory	36	992	27.6	98t	1
Brown	9	156	17.3	26	0
Currier	6	98	16.3	26	0
Westbrook	1	14	14.0	14	0
Pennywell	3	21	7.0	13	0
Patriots	56	1281	22.9	98t	1
Opponents	90	1649	18.3	35	0

Sacks: Adams 9.0, Hamilton 8.0, McGee 7.5, Shoate 6.0, Bishop 5.5, Zamberlin 2.5, Hawkins 2.0, Haynes 1.0, McGrew 1.0, Sanford 1.0, McDougald 0.5. Patriots 44.0, Opponents 25.0.

Team Statistics

	PATS	OPP
TOTAL FIRST DOWNS	319	270
By Rushing	139	118
By Passing	154	141
By Penalty	11	11
Third Down: Md/Att.	98/210	79/214
Third Down: Eff.	46.7	36.9
TOTAL NET YARDS	5435	4762
Avg. per Game	339.7	297.6
Total Offensive Plays	1026	983
Avg. per Play	5.3	4.8
NET YARDS RUSHING	2240	1876
Total Rushing Plays	588	481
Avg. per Rush	3.8	3.9
Avg. per Game	140.0	117.3
NET YARDS PASSING	3195	2886
Avg. per Game	199.7	180.4
Sacked/Yards Lost	25/200	44/346
Gross Yards Passing	3395	3232
Att./Completions	413/240	458/266
Completion Pct.	58.1	58.1
Had Intercepted	27	24
PUNTS/AVERAGE	63/38.0	92/41.0
PUNT RETURNS/AVG	28/8.5	60/8.6
NET PUNTING AVG.	33.6	33.3
PENALTIES/YARDS	79/696	92/833
FUMBLE/BALLS LOST	19/9	31/10
TOUCHDOWNS	52	40
Rushing	19	12
Passing	27	28
Returns	6	0
Score by Periods	1 2 3 4 OT Total	1 2 3 4 OT Total
Patriots	77 132 110 122 0 441	64 97 56 105 3 325
Opponents		

SCORING	TD	Ru	Pa	Rt	PAT	FG	S	TP
Smith	0	0	0	0	51/51	26/34	0	129
Calhoun	9	9	0	0	0	0	54	0
Francis	8	0	8	0	0	0	48	0
Morgan	6	0	6	0	0	0	36	0
Jackson	5	0	5	0	0	0	30	0
Hasselbeck	4	0	4	0	0	0	24	0
Ivory	3	2	0	1	0	0	18	0
Johnson	3	0	3	0	0	0	18	0
Tatupu	3	3	0	0	0	0	18	0
Clark	2	1	0	1	0	0	12	0
Ferguson	2	2	0	0	0	0	12	0
Foreman	1	1	0	0	0	0	6	0
Grogan	1	1	0	0	0	0	6	0
Pennywell	1	0	1	0	0	0	6	0
Haynes	1	0	0	1	0	0	6	0
James	1	0	0	1	0	0	6	0
Shoate	1	0	0	1	0	0	6	0
Sanford	1	0	0	1	0	0	6	0
Team	0	0	0	0	0/1	0/0	0	0
Patriots	52	19	27	6	51/52	26/34	0	441
Opponents	40	12	28	0	39/40	14/20	2	325

PUNTING	NO	YDS	AVG	TB	IN20	LG	BLK
Hubach	63	2392	38.0	2	12	69	0
Patriots	63	2392	38.0	2	12	69	0
Opponents	92	3775	41.0	10	14	66	0

PUNT RETURNS	NO	FC	YDS	AVG	LG	TD
James	33	3	331	10.0	75t	1
Haynes	17	2	140	8.2	35	0
Brown	10	1	42	4.2	14	0
Patriots	60	6	513	8.6	75t	1
Opponents	28	13	237	8.5	25	0

FIELD GOALS	1-19	20-29	30-39	40-49	50+
Smith	2-2	11-11	10-14	3-7	0-0
Patriots	2-2	11-11	10-14	3-7	0-0
Opponents	0-0	8-8	4-8	2-3	0-1

Smith: (37G,35G) (-) 19G,30G,44w,29G (26G,19G,36G) (-) 30G,34w,36G (27G, 29G,37G) (41G,32G) (21G, 27G, 44w) (26G,44G,32B) (47s) (22G, 35G) (37w, 42G) (23G,33G,35B) (40w,27G) (22G).

Opponents: (25G) (26G,27G,39G) (33G) (73s) (49b,39w,40G) (-) (35w) (23G,39w) (-) (45G) (29G) (39w) (-) (27G, 24G,23G) (-) (30G,38G).

Starters: Offense: WR Stanley Morgan (16); LT Dwight Wheeler (15); Garry Puetz (1); LG John Hannah (16); C Bill Lenkaitis (16); RG Sam Adams (15); Bob Cryder (1); RT Shelby Jordan (16); TE Russ Francis (15); Don Hasselbeck (1); WR Harold Jackson (16); QB Steve Grogan (12); Matt Cavanaugh (4); RB Vagas Ferguson (16); FB Don Calhoun (16).

Defense: LE Mel Lunsford (12); Richard Bishop (4); NT Ray Hamilton (15); R. Bishop (1); RE Julius Adams (16); LOLB Mike Hawkins (16); LILB Steve Nelson (16); RILB John Zamberlin (13); Bob Golic (3); ROLB Rod Shoate (16); LCB Raymond Clayborn (15); Mike Haynes (1); RCB M. Haynes (11); Rick Sanford (4); R. Clayborn (1); SS Roland James (10); R. Sanford (6); FS Tim Fox (16).

1980 Coaching Staff: Raymond Berry, Receivers, Gino Cappelletti, Special Teams, Billy Kinard, Defensive Backfield, Bill Parcells, Linebackers, John Polonchek, QBs/Special Asst. to Head Coach, Jim Ringo, Offensive Line, Fritz Shurmur, Defensive Coordinator/Line, Tom Yewcic, Offensive Backfield.

Pro Bowl (7): DE Julius Adams (1), FS Tim Fox (1), G John Hannah (5), CB Mike Haynes (5), WR Stanley Morgan (2), LB Steve Nelson (1), K John Smith (1).

PASSING	ATT	CMP	YARDS	CMP%	YDS/ATT	TD	TD%	INT	INT%	LG	SK/YDS	RATING
Grogan	306	175	2475	57.2	8.09	18	5.9	22	7.2	71	17/138	73.1
Cavanaugh	105	63	885	60.0	8.43	9	8.6	5	4.8	40	8/62	95.9
Jackson	2	2	35	100.0	17.5	0	0.0	0	0.0	23	0/0	118.8
Patriots	413	240	3395	58.1	8.22	27	6.5	27	6.5	71	25/200	79.3
Opponents	458	266	3232	58.1	7.06	28	6.1	24	5.2	79t	44/346	78.4



1981 FINAL STATISTICS (2-14)

Head Coach: Ron Erhardt • Fifth in AFC East • Home Stadium: Schaefer Stadium

DATE	W/L	SCORE	OPPONENT	ATTENDANCE
9/06	L	28-29	Baltimore	49,572
9/13	L	3-13	at Philadelphia	71,089
9/21	L	21-35	Dallas	60,311
9/27	L	21-27	at Pittsburgh OT	53,344
10/04	W	33-17	Kansas City	55,931
10/11	L	24-28	at N.Y. Jets	55,093
10/18	W	38-10	Houston	60,474
10/25	L	22-24	at Washington	50,394
11/01	L	17-27	at Oakland	44,246
11/08	L	27-30	Miami OT	60,436
11/15	L	6-17	N.Y. Jets	45,342
11/22	L	17-20	at Buffalo	71,593
11/29	L	20-27	St. Louis	39,946
12/06	L	14-24	at Miami	50,421
12/13	L	10-19	Buffalo	42,549
12/20	L	21-23	at Baltimore	17,073

Team Statistics

	PATS	OPP
TOTAL FIRST DOWNS	306	328
By Rushing	124	160
By Passing	166	148
By Penalty	16	20
Third Down: Md/Att.	77/208	100/230
Third Down: Eff.	37.0	43.5
TOTAL NET YARDS	5623	5827
Avg. per Game	351.4	364.2
Total Offensive Plays	1026	1103
Avg. per Play	5.5	5.3
NET YARDS RUSHING	2040	2990
Total Rushing Plays	499	644
Avg. per Rush	4.1	4.5
Avg. per Game	127.5	184.4
NET YARDS PASSING	3583	2877
Avg. per Game	223.9	179.8
Sacked/Yards Lost	45/321	20/175
Gross Yards Passing	3904	3052
Att./Completions	482/254	439/243
Completion Pct.	52.7	55.3
Had Intercepted	34	16
PUNTS/AVERAGE	75/39.3	74/38.8
NET PUNTING AVG.	31.8	34.5
PENALTIES/YARDS	88/725	86/763
FUMBLES/BALLS LOST	32/16	34/17
TOUCHDOWNS	40	42
Rushing	23	20
Passing	17	18
Returns	0	4

Score by Periods	1	2	3	4	OT	Total
Patriots	68	92	67	95	0	322
Opponents	78	117	90	76	9	370

SCORING	TD	Ru	Pa	Rt	PAT	FG	S	TP
Smith	0	0	0	0	37/39	15/24	0	82
Collins	7	7	0	0	0	0	0	42
Morgan	6	0	6	0	0	0	0	36
Hasselbeck	6	0	6	0	0	0	0	36
Cunningham	4	4	0	0	0	0	0	24
Cavanaugh	3	3	0	0	0	0	0	18
Ferguson	3	3	0	0	0	0	0	18
Tatupu	3	2	1	0	0	0	0	18
Calhoun	2	2	0	0	0	0	0	12
Grogan	2	2	0	0	0	0	0	12
Westbrook	2	0	2	0	0	0	0	12
Pennywell	1	0	1	0	0	0	0	6
Johnson	1	0	1	0	0	0	0	6
Team	0	0	0	0	0/1	0/0	0	0
Patriots	40	23	17	0	37/40	15/24	0	322
Opponents	42	20	18	4	39/41	25/39	2	370

RUSHING	NO	YDS	AVG	LG	TD
Collins	204	873	4.3	29	7
Ferguson	78	340	4.4	19t	3
Cunningham	86	269	3.1	12	4
Calhoun	57	205	3.6	33	2
Tatupu	38	201	5.3	43	2
Cavanaugh	17	92	5.4	11	3
Grogan	12	49	4.1	24t	2
Morgan	2	21	10.5	11	0
Pennywell	1	3	3.0	3	0
Johnson	2	1	0.5	5	0
Jackson	2	-14	-7.0	-5	0
Patriots	499	2040	4.1	43	23
Opponents	644	2950	4.6	75t	20

RECEIVING	NO	YDS	AVG	LG	TD
Hasselbeck	46	808	17.6	51	6
Morgan	44	1029	23.4	76t	6
Jackson	39	669	17.2	45	0
Johnson	39	429	11.0	36	1
Collins	26	232	9.0	22	0
Tatupu	12	132	11.0	41	1
Cunningham	12	92	7.7	12	0
Dawson	7	126	18.0	42	0
Westbrook	7	122	17.4	32	2
Calhoun	7	71	10.1	20	0
Toler	5	70	14.0	23	0
Ferguson	4	39	9.8	20	0
Pennywell	3	49	16.3	22t	1
Grogan	2	27	13.5	16	0
Cavanaugh	1	9	9.0	9	0
Patriots	254	3904	15.4	76t	17
Opponents	243	3052	12.6	55	18

INTERCEPTIONS	NO	YDS	AVG	LG	TD
Sanford	3	28	9.3	21	0
Fox	3	20	6.7	20	0
Clayborn	2	39	19.5	39	0
James	2	29	14.5	21	0
Buben	1	49	49.0	49	0
Hawkins	1	16	16.0	16	0
Zamberlin	1	11	11.0	11	0
Haynes	1	3	3.0	3	0
Shoate	1	0	0.0	0	0
K. Lee	1	0	0.0	0	0
Patriots	16	195	12.2	49	0
Opponents	34	570	16.8	67	1

PUNTING	NO	YDS	AVG	TB	IN20	LG	BLK
Camarillo	47	1959	41.7	9	12	75	0
Hubach	19	726	38.2	2	2	56	0
Hartley	9	266	30.0	2	0	41	0
Patriots	75	2951	39.3	13	14	75	0
Opponents	74	2872	38.8	6	22	65	0

PUNT RETURNS	NO	FC	YDS	AVG	LG	TD
Morgan	15	4	116	7.7	26	0
James	7	2	56	8.0	18	0
Haynes	6	1	12	2.0	6	0
Collins	3	0	15	5.0	15	0
Patriots	31	7	199	6.4	26	0
Opponents	35	8	305	8.7	75t	1

KICK RETURNS	NO	YDS	AVG	LG	TD
Collins	39	773	19.8	30	0
Toler	9	148	16.4	32	0
Sanford	4	82	20.5	27	0
Johnson	3	53	17.7	19	0
Dombroski	2	45	22.5	24	0
Calhoun	2	38	19.0	22	0
K. Lee	2	20	10.0	16	0
Ivory	1	19	19.0	19	0
Hasselbeck	1	7	7.0	7	0
Mathews	1	5	5.0	5	0
Hamilton	1	0	0.0	0	0
Patriots	65	1190	18.3	32	0
Opponents	68	1326	19.5	53	0

Sacks: McGee 5.5, Bishop 4.5, Lee 3.0, Adams 3.0, Shoate 2.0, Hawkins 1.0, Hamilton 1.0. Patriots 20.0, Opponents 45.0.

FIELD GOALS	1-19	20-29	30-39	40-49	50+
Smith	0-0	7-7	2-6	5-7	1-4
Patriots	0-0	7-7	2-6	5-7	1-4
Opponents	1-1	11-12	6-10	6-14	1-2

Smith: (50w,39w) (22G) (43s) (-) (50G, 43G) (22G) (32w,21G) (25G,22G,46G, 53s) (38G) (27G,34G) (42G,29G) (43G, 35b) (39w) (49n, 50n) (42G) (-).

Opponents: (48G,19G,35G) (46G,22G, 44w) (26G,40w,26G,27G,25G) (39w,48w) (40w,35G) (50w,43w) (42G) (40b,34G) (51G, 27w,26G) (24G,26G,30G) (47G, 39w) (28G, 42w,23G,38w) (44G,45G) (32G,37n) (29G) (30G,46s).

Starters: Offense: WR Stanley Morgan (13), Carlos Pennywell (2), Don Westbrook (1); LT Dwight Wheeler (11), Brian Holloway (5); LG John Hannah (16); C Pete Brock (16); RG Bob Cryder (15), Gary Puetz (1); RT Shelby Jordan (16); TE Don Hasselbeck (14), Lin Dawson (2); WR Harold Jackson (15); QB Matt Cavanaugh (8), Steve Grogan (7), Tom Owen (1); RB Tony Collins (11), Vagas Ferguson (5); FB Sam Cunningham (8), Don Calhoun (7), Mosi Tatupu (1); 3rd TE L. Dawson (1).

Defense: LE Tony McGee (9), Mark Buben (4), John Lee (3); NT Richard Bishop (16); RE Julius Adams (16); LOLB Mike Hawkins (15), Steve King (1); LILB Steve Nelson (12), Bob Golic (4); RILB Bill Mathews (9), B. Golic (5), J. Lee (1), John Zamberlin (1); ROLB Rod Shoate (16); LCB Raymond Clayborn (16); RCB Mike Haynes (6), Keith Lee (6), Roland James (3), Rick Sanford (1); SS R. Sanford (13), R. James (3); FS Tim Fox (16).

1981 Coaching Staff: Raymond Berry, Receivers, Gino Cappelletti, Special Teams, Bobby Grier, Offensive Backfield, Rick Lantz, Linebackers, Babe Parilli, Quarterbacks, Jim Ringo, Offensive Line, Dick Roach, Defensive Backs, Fritz Shurmur, Defensive Coordinator/Line.

Pro Bowl (1): G John Hannah (5).

PASSING	ATT	CMP	YARDS	CMP%	YDS/ATT	TD	TD%	INT	INT%	LG	SK/YDS	RATING
Cavanaugh	219	115	1633	52.5	7.46	5	2.3	13	5.9	65	24/165	59.8
Grogan	216	117	1859	54.2	8.61	7	3.2	16	7.4	76t	19/137	63.0
Owen	36	15	218	41.7	6.05	1	2.8	4	11.1	28	2/19	31.7
Johnson	9	7	194	77.7	21.5	4	44.0	1	11.1	66t	0/0	118.8
Jackson	1	0	0	0.0	0.00	0	0.0	0	0.0	0	0/0	39.6
Collins	1	0	0	0.0	0.00	0	0.0	0	0.0	0	0/0	39.6
Patriots	482	254	3904	52.7	8.10	17	3.5	34	7.0	76t	45/321	62.1
Opponents	439	243	3052	55.3	6.95	18	4.1	16	3.6	55	20/175	75.7



1982 FINAL STATISTICS (5-4)

Head Coach: Ron Meyer • Third in AFC East (Playoff Qualifier) • Home Stadium: Schaefer Stadium

DATE	W/L	SCORE	OPPONENT	ATTENDANCE
9/12	W	24-13	at Baltimore	39,055
9/19	L	7-31	N.Y. Jets	53,515
11/21	L	7-10	at Cleveland	47,281
11/28	W	29-21	Houston	33,602
12/05	L	13-26	at Chicago	36,973
12/12	W	3-0	Miami	25,716
12/19	W	16-0	at Seattle	53,457
12/26	L	14-37	at Pittsburgh	50,515
1/02	W	30-19	Buffalo	36,218
AFC PLAYOFFS				
1/08	L	13-28	at Miami	68,842

Team Statistics

TOTAL FIRST DOWNS	PATS	OPP
By Rushing	74	87
By Passing	63	88
By Penalty	9	10
Third Down: Md/Att.	37/109	47/122
Third Down: Eff.	33.9	38.5
Fourth Down: Md/Att.	4/7	5/8
Fourth Down: Eff.	57.1	62.5
TOTAL NET YARDS	2633	2808
Avg. per Game	292.6	312.0
Total Offensive Plays	526	602
Avg. per Play	5.0	4.6
NET YARDS RUSHING	1347	1289
Total Rushing Plays	324	315
Avg. per Rush	4.2	4.1
Avg. per Game	149.7	143.2
NET YARDS PASSING	1286	1519
Avg. per Game	142.9	168.8
Sacked/Yards Lost	15/134	20/172
Gross Yards Passing	1420	1691
Att./Completions	187/93	267/142
Completion Pct.	49.7	53.2
Had Intercepted	9	12
PUNTS/AVERAGE	49/43.7	43/39.7
NET PUNTING AVG.	37.7	33.7
PENALTIES/YARDS	53/412	39/290
FUMBLES/BALLS LOST	16/8	19/11
TOUCHDOWNS	17	18
Rushing	3	9
Passing	12	9
Returns	2	0

Score by Periods	1	2	3	4	OT	Total
Patriots	23	33	37	50	0	143
Opponents	34	49	13	61	0	157

SCORING	TD	Ru	Pa	Rt	PAT	FG	S	TP
Smith	0	0	0	0	6/7	5/8	0	21
Collins	3	1	2	0			0	18
Morgan	3	0	3	0			0	18
Toler	2	0	2	0			0	12
Miller	0	0	0	0	4/4	2/3	0	10
Robinson	0	0	0	0	5/5	1/2	0	8
Bradshaw	1	0	1	0			0	6
Brown	1	0	1	0			0	6
Dawson	1	0	1	0			0	6
Grogan	1	0	1	0			0	6
Hasselbeck	1	0	1	0			0	6
Sanford	1	0	0	1			0	6
R. Smith	1	0	0	1			0	6
van Eeghen	1	0	1	0			0	6
Weathers	1	1	0	0			0	6
Crump	0	0	0	0			1	2
Team	0	0	0	0	0/1	0/0	0	0
Patriots	17	3	12	2	15/17	8/13	1	143
Opponents	18	9	9	0	17/18	10/15	1	157

RUSHING	NO	YDS	AVG	LG	TD
Collins	164	632	3.9	54	1
van Eeghen	82	386	4.7	17	0
Tatupu	30	168	5.6	26	0
Weathers	24	83	3.5	18	1
Grogan	9	42	4.7	19	1
Cunningham	9	21	2.3	4	0
Ferguson	1	5	5.0	5	0
Toler	1	4	4.0	4	0
Cavanaugh	2	3	1.5	3	0
Morgan	2	3	1.5	3	0
Patriots	324	1347	4.2	54	3
Opponents	315	1289	4.1	48	9

RECEIVING	NO	YDS	AVG	LG	TD
Morgan	28	584	20.9	75t	3
Collins	19	187	9.8	33	2
Hasselbeck	15	158	10.5	41	1
Dawson	13	160	12.3	26	1
Bradshaw	6	111	18.5	48	1
Brown	4	114	28.5	41	1
Weathers	3	24	8.0	22	0
Toler	2	63	31.5	33t	2
van Eeghen	2	14	7.0	9	1
Jones	1	5	5.0	5	0
Patriots	93	1420	15.3	75t	12
Opponents	142	1691	11.9	46t	9

INTERCEPTIONS	NO	YDS	AVG	LG	TD
Haynes	4	26	6.5	26	0
James	3	12	4.0	12	0
Sanford	2	105	52.5	99t	1
Blackmon	2	7	3.5	7	0
Clayborn	1	26	26.0	26	0
Patriots	12	176	14.7	99t	1
Opponents	9	100	11.1	44	0

PUNTING	NO	YDS	AVG	TB	IN20	LG	BLK
Camarillo	49	2140	43.7	5	10	76	0
Patriots	49	2140	43.7	5	10	76	0
Opponents	43	1709	39.7	6	12	81	0

PUNT RETURNS	NO	FC	YDS	AVG	LG	TD
Smith, R.	16	8	139	8.7	19	0
Patriots	16	8	139	8.7	19	0
Opponents	26	9	191	7.3	21	0

KICK RETURNS	NO	YDS	AVG	LG	TD
Smith, R.	24	567	23.6	98t	1
Taylor	2	46	23.0	27	0
Dombroski	1	19	19.0	19	0
Lee	1	14	14.0	14	0
Patriots	28	646	23.1	98t	1
Opponents	32	614	19.2	46	0

Sacks: Blackmon 4.5, Sims 3.0, Adams 2.0, James 2.0, Weishuhn 2.0, Williams, L. 2.0, McGrew 1.5, Crump 1.0, Henson 1.0, Zamberlin 1.0. Patriots 20.0, Opponents 15.0.

FIELD GOALS	1-19	20-29	30-39	40-49	50+
Smith	0-1	2-2	2-2	1-3	0-0
Miller	0-0	2-2	0-1	0-0	0-0
Robinson	1-1	0-1	0-0	0-0	0-0
Patriots	0-1	5-5	2-4	1-3	0-0
Opponents	0-0	4-4	2-3	4-5	0-3

Robinson: (24G) (-) (33N). **Miller:** (23G,25G) (36b). **Smith:** (18n,33G) (21G, 44b,37G, 48w,23G) (-) (42G).

Opponents: (49G,37w,30G) (30G) (24G) (52s) (53w,43G) (45b) (52B) (21G, 25G,44G) (46G,25G).

Starters: Offense: WR Stanley Morgan (9); LT Brian Holloway (9); LG John Hannah (8), Bob Cryder (1); C Pete Brock (9); RG Ron Wooten (7), B. Cryder (2); RT Shelby Jordan (9); TE Don Hassleback (5), Lin Dawson (4); WR Morris Bradshaw (5), Preston Brown (4); QB Steve Grogan (6), Matt Cavanaugh (3); RB Tony Collins (9); FB Mark van Eeghen (5), Sam Cunningham (2), Robert Weathers (2).

Defense: LE Kenneth Sims (9); NT Lester Williams (9); Julius Adams (9); LOLB Lawrence McGrew (8), Andre Tippett (1); LILB Steve Nelson (9); RILB Clayton Weishuhn (9); Don Blackmon (9); LCB Mike Haynes (9) RCB Raymond Clayborn (9); SS Roland James (7), Keith Lee (2); FS Rick Sanford (9).

1982 Coaching Staff: Tommy Brasher, Linebackers, Clev Bryant, Offensive Backfield, LeBaron Caruthers, Strength/ Conditioning, Steve Endicott, Receivers, Lew Erber, QB's/Offensive Coordinator, Jim Mora, Defensive Coordinator, Bill Muir, Offensive Line, Dante Scarnecchia, Special Teams/TE's, Steve Sidwell, Linebackers, Steve Walters, Defensive Backs.

Pro Bowl (2): G John Hannah (6), CB Mike Haynes (6).

PASSING	ATT	CMP	YARDS	CMP%	YDS/ATT	TD	TD%	INT	INT%	LG	SK/YDS	RATING
Grogan	122	66	930	54.1	7.62	7	5.7	4	3.3	62t	8/48	84.4
Cavanaugh	60	27	490	45.0	8.17	5	8.3	5	8.3	75t	7/86	66.7
Flick	5	0	0	0.0	0.00	0	0.0	0	0.0	-	0/0	39.6
Patriots	187	93	1420	49.7	7.59	12	6.4	9	4.8	75t	15/134	76.5
Opponents	267	142	1691	53.2	6.33	9	3.4	12	4.5	46t	20/172	65.3



1983 FINAL STATISTICS (8-8)

Head Coach: Ron Meyer • Tied for Second in AFC East • Home Stadium: Sullivan Stadium

DATE	W/L	SCORE	OPPONENT	ATTENDANCE
9/04	L	23-29	Baltimore (OT)	45,526
9/11	L	24-34	at Miami	59,343
9/18	W	23-13	N.Y. Jets	43,182
9/25	W	28-23	at Pittsburgh	58,282
10/02	L	13-33	San Francisco	54,293
10/09	L	7-12	at Baltimore	35,618
10/16	W	37-21	San Diego	59,016
10/23	W	31-0	at Buffalo	60,424
10/30	L	13-24	at Atlanta	47,546
11/06	W	21-7	Buffalo	42,604
11/13	W	17-6	Miami	60,771
11/20	L	0-30	Cleveland	40,987
11/27	L	3-26	at N.Y. Jets	48,620
12/04	W	7-0	New Orleans	24,579
12/11	W	21-7	at L.A. Rams	46,503
12/18	L	6-24	at Seattle	59,688

Team Statistics

	PATS	OPP
TOTAL FIRST DOWNS	284	326
By Rushing	130	129
By Passing	138	172
By Penalty	16	25
Third Down: Md/Att.	82/205	101/234
Third Down: Eff.	40.0	43.1
Fourth Down: Md/Att.	4/12	8/19
Fourth Down: Eff.	33.3	42.1

TOTAL NET YARDS	5311	5576
Avg. per Game	331.9	348.5
Total Offensive Plays	995	1102
Avg. per Play	5.3	5.1

NET YARDS RUSHING	2605	2281
Total Rushing Plays	538	549
Avg. per Rush	4.8	4.2
Avg. per Game	162.8	142.6

NET YARDS PASSING	2706	3295
Avg. per Game	169.1	205.9
Sacked/Yards Lost	45/234	39/270
Gross Yards Passing	3040	3565
Att./Completions	412/220	514/277
Completion Pct.	53.4	53.9
Had Intercepted	18	17

PUNTS/AVERAGE	81/44.6	78/42.0
NET PUNTING AVG.	37.1	34.8
PENALTIES/YARDS	90/815	84/674

FUMBLES/BALLS LOST	47/20	30/19
TOUCHDOWNS	36	31
Rushing	19	9
Passing	16	19
Returns	1	3

Score by Periods	1	2	3	4	OT	Total
Patriots	53	71	40	110	0	274
Opponents	47	110	67	59	6	289

SCORING	TD	Ru	Pa	Rt	PAT	FG	S	TP
Collins	10	10	0	0			0	60
Ramsey	6	0	6	0			0	36
Steinfurt	0	0	0	0	16/17	6/15	0	34
Tatupu	5	4	1	0			0	30
Smith	0	0	0	0	12/15	3/6	0	21
C. Weathers	3	0	3	0			0	18
Grogan	2	2	0	0			0	12
Morgan	2	0	2	0			0	12
Starring	2	0	2	0			0	12
van Eeghen	2	2	0	0			0	12
Dawson	1	0	1	0			0	6
Jones	1	0	1	0			0	6
R. Weathers	1	1	0	0			0	6
Weishuhn	1	0	0	1			0	6
Zendejas	0	0	0	0	3/4	0/1	0	3
Patriots	36	19	16	1	31/36	9/22	0	274
Opponents	31	9	19	3	29/30	24/31	1	289

RUSHING	NO	YDS	AVG	LG	TD
Collins	219	1049	4.8	50t	10
Tatupu	106	578	5.5	55	4
R. Weathers	73	418	5.7	77	1
van Eeghen	95	358	3.8	11	2
Grogan	23	108	4.7	17	2
Eason	19	39	2.1	12	0
C. Weathers	1	28	28.0	28	0
Kerrigan	1	14	14.0	14	0
Morgan	1	13	13.0	13	0
Patriots	538	2605	4.8	77	19
Opponents	549	2281	4.2	29	9

RECEIVING	NO	YDS	AVG	LG	TD
Morgan	58	863	14.9	50t	2
Collins	27	257	9.5	20	0
Ramsey	24	335	14.0	39	6
R. Weathers	23	212	9.2	19	0
Jones	20	323	16.2	30	1
C. Weathers	19	379	19.9	58t	3
Starring	17	389	22.9	76t	2
van Eeghen	10	102	10.2	23	0
Tatupu	10	97	9.7	17	1
Dawson	9	84	9.3	14	1
Hasselbeck	1	7	7.0	7	0
B. Williams	1	0	0.0	0	0
Grogan	1	-8	-8.0	-8	0
Patriots	220	3040	13.8	76t	16
Opponents	277	3565	12.9	68t	19

INTERCEPTIONS	NO	YDS	AVG	LG	TD
Sanford	7	24	3.4	16	0
James	5	99	19.8	46	0
Marion	2	4	2.0	4	0
Blackmon	1	39	39.0	39	0
Nelson	1	6	6.0	6	0
McGrew	1	3	3.0	3	0
Weishuhn	0	27	-	27t	1
Patriots	17	202	11.9	46	1
Opponents	18	361	20.1	65t	1

PUNTING	NO	YDS	AVG	TB	IN20	LG	BLK
Camarillo	81	3615	44.6	11	25	70	0
Patriots	81	3615	44.6	11	25	70	0
Opponents	78	3273	42.0	8	21	62	0

PUNT RETURNS	NO	FC	YDS	AVG	LG	TD
R. Smith	38	12	398	10.5	55	0
C. Weathers	4	0	1	0.3	3	0
Sanford	1	2	0	0.0	0	0
Lee	1	0	0	0.0	0	0
Patriots	44	14	399	9.1	55	0
Opponents	48	6	392	8.2	22	0

KICK RETURNS	NO	YDS	AVG	LG	TD
R. Smith	42	916	21.8	53	0
R. Weathers	3	68	22.7	29	0
C. Weathers	3	58	19.3	33	0
Jones	4	63	15.8	23	0
Lee	4	40	10.0	19	0
Golden	1	10	10.0	10	0
Patriots	57	1155	20.3	53	0
Opponents	56	1082	19.3	60	0

FIELD GOALS	1-19	20-29	30-39	40-49	50+
Steinfurt	0-0	3-4	3-5	0-6	0-0
Smith	0-0	1-1	1-4	1-1	0-0
Zendejas	0-0	0-0	0-0	0-1	0-0
Patriots	0-0	4-5	4-9	1-2	0-0
Opponents	2-2	12-13	6-8	1-2	3-6

Smith: (36wr,33wl,39G) (22G) (43G) (-) (37wr).
Steinfurt: (41wl) (35G,20G,32G) (47wl,48wr,22G) (-) (46b) (44wr,20G) (-) (39wl,33G) (37s,48wl,24wl).
Zendejas:(41wl) (-)

Opponents: (25G,52G,33G) (28G,23G) (-) (20G,34G,28G) (45G,35G,36G,24G) (52G) (-) (54wl,47wl) (23G) (24wl) (52G,29G,53wl) (22G,20G,20G) (18G, 34G,35G,19G) (35wl) (41wl) (29G,34wr).

Sacks: Tippet 8.5, Adams 8.0, Owens 4.0, Blackmon 3.5, Browning 2.0, James 2.0, McGrew 2.0, Rembert 2.0, Weishuhn 2.0, Williams, T. 2.0, Nelson 1.0, Williams, L. 1.0, Harris 0.5, Rogers 0.5. Patriots 39.0, Opponent 45.0.

Starters: Offense: WR Stanley Morgan (16); LT Brian Holloway (16); LG John Hannah (16); C Pete Brock (13), Dwight Wheeler (3); RG Ron Wooten (16); RT Bob Cryder (14), Darryl Haley (2); TE Lin Dawson (10), Derrick Ramsey (6); WR Cedric Jones (12), Stephen Starring (3); QB Steve Grogan (12), Tony Eason (4); RB Tony Collins (16); FB Mark van Eeghen (10), Robert Weathers (5), Mosi Tatupu (1); 2nd TE Derrick Ramsey (1).

Defense: LE Toby Williams (10), Kenneth Sims (2), Marshall Harris (2), Ron Spears (1), Lester Williams (1); NT Dennis Owens (14), Luther Henson (2); RE Julius Adams (16); LOLB Andre Tippet (12), Larry McGrew (4); LILB Johnny Rembert (8), Steve Nelson (7), Tim Golden (1); RILB Clayton Weishuhn (16); ROLB Don Blackmon (14), L. McGrew (1), A. Tippet (1); LCB Ronnie Lippert (16); RCB Raymond Clayborn (16); SS Roland James (16); FS Rick Sanford (16).

1983 Coaching Staff: Tommy Brasher, Linebackers, Cleve Bryant, Offensive Backfield, LeBaron Caruthers, Strength/ Conditioning, Steve Endicott, Receivers, Lew Erber, QB's/Offensive Coordinator, Bill Muir, Offensive Line, Rod Rust, Defensive Coordinator, Dante Scarneccia, Special Teams/ TE's , Steve Sidwell, Linebackers, Steve Walters, Defensive Backs.

Pro Bowl (5): P Rich Camarillo (1), CB Raymond Clayborn (1), RB Tony Collins (1), G John Hannah (7), T Brian Holloway (1).

PASSING	ATT	CMP	YARDS	CMP%	YDS/ATT	TD	TD%	INT	INT%	LG	SK/YDS	RATING
Grogan	303	168	2411	55.4	7.95	15	4.9	12	3.9	76t	29/195	81.4
Eason	95	46	557	48.4	5.86	1	1.0	5	5.2	35	16/139	48.4
Kerrigan	14	6	72	42.9	5.14	0	0.0	1	7.1	19	0/0	29.5
Patriots	412	220	3040	53.4	7.37	16	4.3	18	4.3	76t	45/334	72.1
Opponents	514	277	3565	53.9	6.93	19	3.6	17	3.3	68t	39/270	74.4



1984 FINAL STATISTICS (9-7)

Head Coach: Ron Meyer (5-3), Raymond Berry (4-4) • Second in AFC East • Home Stadium: Sullivan Stadium

DATE	W/L	SCORE	OPPONENT	ATTENDANCE
9/02	W	21-17	at Buffalo	48,528
9/09	L	7-28	at Miami	66,083
9/16	W	38-23	Seattle	43,140
9/23	L	10-26	Washington	60,503
9/30	W	28-21	at N.Y. Jets	68,978
10/07	W	17-16	at Cleveland	53,036
10/14	W	20-14	Cincinnati	48,154
10/21	L	24-44	Miami	60,711
10/28	W	30-20	N.Y. Jets	60,513
11/04	L	19-26	at Denver	74,908
11/11	W	38-10	Buffalo	43,313
11/18	W	50-17	at Indianapolis	60,009
11/22	L	17-20	at Dallas	55,341
12/02	L	10-33	St. Louis	53,558
12/09	L	17-27	at Philadelphia	41,581
12/16	W	16-10	Indianapolis	22,383

Team Statistics

	PATS	OPP
TOTAL FIRST DOWNS	315	311
By Rushing	104	109
By Passing	186	182
By Penalty	25	20
Third Down: Md/Att.	83/214	90/255
Third Down: Eff.	39.0	40.0
Fourth Down: Md/Att.	4/5	9/18
Fourth Down: Eff.	80.0	50.0
TOTAL NET YARDS	5263	5100
Avg. per Game	328.9	318.7
Total Offensive Plays	1048	1066
Avg. per Play	5.0	4.8
NET YARDS RUSHING	2032	1886
Total Rushing Plays	482	498
Avg. per Rush	4.2	3.8
Avg. per Game	127.0	117.8
NET YARDS PASSING	3231	3214
Avg. per Game	201.9	200.8
Sacked/Yards Lost	66/454	55/452
Gross Yards Passing	3685	3666
Att./Completions	500/292	513/283
Completion Pct.	58.4	55.2
Had Intercepted	14	17
PUNTS/AVERAGE	92/42.4	83/40.3
NET PUNTING AVG.	35.0	33.4
PENALTIES/YARDS	86/674	87/773
FUMBLES/BALLS LOST	29/15	33/8
TOUCHDOWNS	42	42
Rushing	15	11
Passing	26	25
Returns	1	6
Score by Periods	1 2 3 4 OT Total	1 2 3 4 OT Total
Patriots	68 74 108 112 0	362
Opponents	78 115 84 75 0	352
SCORING	TD Ru Pa Rt PAT FG S TP	TD Ru Pa Rt PAT FG S TP
Franklin	0 0 0 0 0 42/42 22/28 0	108
Ramsey	7 0 0 0 0 0 0	42
Collins	5 5 0 0 0 0 0	30
Eason	5 5 0 0 0 0 0	30
Morgan	5 0 5 0 0 0 0	30
Dawson	4 0 4 0 0 0 0	24
Starring	4 0 4 0 0 0 0	24
Tatupu	4 0 4 0 0 0 0	24
Jones	3 0 2 0 0 0 0	18
C. Weathers	2 0 2 0 0 0 0	12
C. James	1 1 0 0 0 0 0	6
Robinson	1 1 0 0 0 0 0	6
Fryar	1 1 0 0 0 0 0	6
R. James	0 0 0 0 0 0 0	1
Patriots	42 15 26 1 42/42 22/28 1 362	
Opponents	42 11 25 6 37/42 21/31 0 352	

RUSHING	NO	YDS	AVG	LG	TD
C. James	160	790	4.9	73	1
Tatupu	133	553	4.2	20t	4
Collins	138	550	4.0	21	5
Eason	40	154	3.9	25t	5
Grogan	7	12	1.7	13	0
Fryar	2	-11	-5.5	0	0
Starring	2	-16	-8.0	0	0
Patriots	482	2032	4.2	73	15
Opponents	498	1886	3.8	53	11

RECEIVING	NO	YDS	AVG	LG	TD
Ramsey	66	792	12.0	34	7
Starring	46	657	14.3	65t	4
Dawson	39	427	10.9	27	4
Morgan	38	709	18.7	76t	5
C. James	22	159	7.2	16	0
Jones	19	244	12.8	22	2
Tatupu	16	159	9.9	24	0
Collins	16	100	6.2	19	0
Fryar	11	164	14.9	26	1
C. Weathers	8	115	14.4	29	2
Hawthorne	7	127	18.1	26	0
Robinson	4	32	8.0	17	1
Patriots	292	3685	12.6	76t	26
Opponents	283	3666	13.0	68t	25

INTERCEPTIONS	NO	YDS	AVG	LG	TD
Clayborn	3	102	34.0	85	0
Lippett	3	23	7.7	13	0
Marion	2	39	19.5	26	0
R. James	2	14	7.0	14	0
Gibson	2	4	2.0	4	0
Sanford	2	2	1.0	2	0
Dombroski	1	23	23.0	23	0
Blackmon	1	3	3.0	3	0
Nelson	1	0	0.0	0	0
Patriots	17	210	12.4	85	0
Opponents	14	237	16.9	86t	3

PUNTING	NO	YDS	AVG	TB	INTG	LG	BLK
Cammarillo	48	2020	42.1	7	12	61	0
Prestridge	44	1884	42.8	5	8	89	0
Patriots	92	3904	42.4	12	20	89	0
Opponents	83	3345	40.3	7	17	64	0

PUNT RETURNS	NO	FC	YDS	AVG	LG	TD
Fryar	36	10	347	9.6	55	0
Starring	10	1	73	7.3	16	0
C. Weathers	1	0	7	7.0	7	0
Gibson	1	0	3	3.0	3	0
Sanford	0	2	0	0.0	0	0
R. James	0	2	0	0.0	0	0
Patriots	48	15	430	9.0	55	0
Opponents	45	12	442	9.8	47t	1

Sacks: Tippet 18.5, Owens 6.5, Williams, T. 6.0, Blackmon 5.0, Adams 4.0, Nelson 4.0, Sims 3.5, Henson 2.0, Rogers 2.0, Williams L. 1.5, Marion 1.0, McGrew 0.5, Rembert 0.5. Team 55.0 Opp. 66.0.

KICK RETURNS	NO	YDS	AVG	LG	TD
Collins	26	544	20.9	46	0
J. Williams	23	461	20.0	29	0
Fryar	5	95	19.0	22	0
Lee	3	43	14.3	17	0
Robinson	3	38	12.7	14	0
Smith	1	22	22.0	22	0
Jones	1	20	20.0	20	0
Hawthorne	1	14	14.0	14	0
Tatupu	1	9	9.0	9	0
Patriots	64	1246	19.5	46	0
Opponents	73	1373	18.8	69	0

FIELD GOALS	1-19	20-29	30-39	40-49	50+
Franklin	2-2	10-10	4-7	6-8	0-1
Patriots	2-2	10-10	4-7	6-8	0-1
Opponents	2-2	9-9	4-8	5-10	1-2

Franklin: (-) (-) (32G) (44s,22G) (33wl, 49wl) (45G) (20G,27G) (48G) (20G,27G, 47G) (30G,40G,36wr,47G,19G) (21G) (28G,40G) (29G,56G) (19G) (24G,38wl) (21G,34G,36G).

Opponents: (45wl,27G) (39wl,42wl) (42G) (19G,42G,27G) (-) (24G, 48G,27G,36wl) (37s,35wr) (28G) (46G, 18G) (-) (34G,43wl) (35G,61s) (28G,23G) (36G,33G) (50G,46G,48wr) (25G,42b).

Starters: Offense: WR Stanley Morgan (12), Irving Fryar (2), Cedric Jones (2), LT Brian Holloway (16); LG John Hannah (15), Guy Morris (1); C Pete Brock (12), G. Morris (1); RG Ron Wooten (16); RT Darryl Haley (16); TE Lin Dawson (15), Derrick Ramsey (1); WR Stephen Starring (16); QB Tony Eason (13), Steve Grogan (3); RB Craig James (7), Tony Collins (5); Mosi Tatupu (4); H-Back D. Ramsey (12), Greg Hawthorne (1), Rob Robinson (1); 3rd WR I. Fryar (1), C. Jones (1).

Defense: LE Kenneth Sims (16); NT Dennis Owens (16); RE Toby Williams (15), Julius Adams (1); LOLB Andre Tippett (16), LILB Steve Nelson (16); RILB Lawrence McGrew (15), Clayton Weishuhn (1); ROLB Don Blackmon (16); LCB Ernest Gibson (8), Ronnie Lippett (8); RCB Raymond Clayborn (16); SS Roland James (15), Fred Marion (1); FS F. Marion (9), Rick Sanford (7).

1984 Coaching Staff: Tommy Brasher, Linebackers, Clev Bryant, Offensive Backfield, LeBaron Caruthers, Strength/ Conditioning, Steve Endicott, Receivers, Lew Erber, QB's/Offensive Coordinator, Bill Muir, Offensive Line, Rod Rust, Defensive Coordinator, Dante Scarnecchia, Special Teams/TE's, Steve Sidwell, Linebackers, Steve Walters, Defensive Backs.

Pro Bowl (4): G John Hannah (8), T Brian Holloway (2), LB Steve Nelson (2), LB Andre Tippett (1).

PASSING	ATT	CMP	YARDS	CMP%	YDS/ATT	TD	TD%	INT	INT%	LG	SK/YDS	RATING
Eason	431	259	3228	60.1	7.49	23	5.3	8	1.8	76t	59/409	93.4
Grogan	68	32	444	47.1	6.53	3	4.4	6	8.8	65t	7/45	46.4
Kerrigan	1	1	13	100.0	13.0	0	0.0	0	0.0	13	0/0	118.8
Patriots	500	292	3685	58.4	7.37	26	5.2	14	2.8	76t	66/454	87.1
Opponents	513	283	3666	55.2	7.14	25	4.9	17	3.3	68t	55/452	80.3



1985 FINAL STATISTICS (11-5)

Head Coach: Raymond Berry • Tied for Second in AFC East (Wild Card Playoff Qualifier) • Home Stadium: Sullivan Stadium

DATE	W/L	SCORE	OPPONENT	ATTENDANCE
9/08	W	26-20	Green Bay	49,488
9/15	L	7-20	at Chicago	60,533
9/22	W	17-14	at Buffalo	40,334
9/29	L	20-35	L.A. Raiders	60,686
10/06	L	20-24	at Cleveland	62,139
10/13	W	14-3	Buffalo	40,462
10/20	W	20-13	N.Y. Jets	58,163
10/27	W	32-14	at Tampa Bay	34,661
11/03	W	17-13	Miami	58,811
11/10	W	34-15	Indianapolis	54,176
11/17	W	20-13	at Seattle	60,345
11/24	L	13-16	at N.Y. Jets OT	74,100
12/01	W	38-31	at Indianapolis	56,740
12/08	W	23-6	Detroit	59,078
12/16	L	27-30	at Miami	69,489
12/22	W	34-23	Cincinnati	57,953

AFC PLAYOFFS

12/28	W	26-14	at N.Y. Jets	70,598
1/05	W	27-20	at L.A. Raiders	88,936
1/12	W	31-14	at Miami	74,978

SUPER BOWL XX (at New Orleans, La.)

1/26	L	10-46	vs. Chicago	73,818
------	---	-------	-------------	--------

Team Statistics

	PATS	OPP
TOTAL FIRST DOWNS	294	284
By Rushing	126	92
By Passing	153	168
By Penalty	15	24
Third Down: Md/Att.	83/223	74/227
Third Down: Eff.	37.0	33.0
Fourth Down: Md/Att.	4/10	5/15
Fourth Down: Eff.	40.0	33.0

TOTAL NET YARDS	5499	4714
Avg. per Game	343.7	294.6
Total Offensive Plays	1061	1042
Avg. per Play	5.2	4.5

NET YARDS RUSHING	2331	1655
Total Rushing Plays	565	466
Avg. per Rush	4.1	3.6
Avg. per Game	145.7	103.4

NET YARDS PASSING	3168	3059
Avg. per Game	198.0	191.2
Sacked/Yards Lost	39/315	51/334
Gross Yards Passing	3483	3393
Att./Completions	457/255	525/262
Completion Pct.	55.8	49.9
Had Intercepted	22	23

PUNTS/AVERAGE	92/42.9	97/40.5
----------------------	----------------	----------------

NET PUNTING AVG.	33.7	32.5
-------------------------	-------------	-------------

PENALTIES/YARDS	114/842	83/699
------------------------	----------------	---------------

FUMBLES/BALLS LOST	37/20	35/24
---------------------------	--------------	--------------

TOUCHDOWNS	41	32
Rushing	15	15
Passing	20	14
Returns	6	3

Score by Periods	1	2	3	4	OT	Total
Patriots	54	115	44	149	0	362
Opponents	75	64	56	92	3	290

SCORING	TD	Ru	Pa	Rt	PAT	FG	S	TP
Franklin	0	0	0	0	40/41	24/30	0	112
Fryar	10	1	7	2	0	0	60	
C. James	7	5	2	0	0	0	42	
Collins	5	3	2	0	0	0	30	
Morgan	5	0	5	0	0	0	30	
Jones	3	0	2	1	0	0	18	
Grogan	2	2	0	0	0	0	12	
Tatupu	2	2	0	0	0	0	12	
Eason	1	1	0	0	0	0	6	
Weathers	1	1	0	0	0	0	6	
Hawthorne	1	0	1	0	0	0	6	
D. Ramsey	1	0	1	0	0	0	6	
Tippett	1	0	0	1	0	0	6	
Rembert	1	0	0	1	0	0	6	
Clayborn	1	0	0	1	0	0	6	
Blackmon	0	0	0	0	0	0	2	4
Patriots	41	15	20	6	40/41	24/30	2	362
Opponents	32	15	14	3	30/32	22/25	1	290

RUSHING	NO	YDS	AVG	LG	TD
C. James	263	1227	4.7	65t	5
Collins	163	657	4.0	28	3
Weathers	41	174	4.2	42t	1
Tatupu	47	152	3.2	11	2
Eason	22	70	3.2	23	1
Grogan	20	29	1.5	12	2
Fryar	7	27	3.9	13	1
Morgan	1	0	0.0	0	0
Franklin	1	-5	-5.0	-5	0
Patriots	565	2331	4.1	65t	15
Opponents	466	1655	3.6	24	15

RECEIVING	NO	YDS	AVG	LG	TD
Collins	52	549	10.6	49	2
Morgan	39	760	19.5	50t	5
Fryar	39	670	17.2	56	7
D. Ramsey	28	285	10.2	26	1
C. James	27	360	13.3	90t	2
Jones	21	237	11.3	29t	2
Starring	16	235	14.7	40	0
Dawson	17	148	8.7	26	0
D. Williams	9	163	18.1	30	0
Hawthorne	3	42	14.0	28t	1
Weathers	2	18	9.0	13	0
Tatupu	2	16	8.0	15	0
Patriots	255	3483	13.7	90t	20
Opponents	262	3393	13.0	88t	14

INTERCEPTIONS	NO	YDS	AVG	LG	TD
Marion	7	189	27.0	83	0
Clayborn	6	80	13.3	38	0
R. James	4	51	12.8	39	0
Lippett	3	93	31.0	58	0
Blackmon	1	14	14.0	14	0
McGrew	1	0	0.0	0	0
McSwain	1	0	0.0	0	0
Patriots	23	427	18.6	83	1
Opponents	22	243	11.0	38t	2

PUNTING	NO	YDS	AVG	TD	IN20	LG	BLK
Camrillo	92	3953	43.0	13	17	75	0
Patriots	92	3953	43.0	13	17	75	0
Opponents	97	3925	40.5	11	26	64	0

PUNT RETURNS	NO	FC	YDS	AVG	LG	TD
Fryar	37	15	520	14.1	85t	2
R. James	2	0	13	6.5	13	0
Starring	2	0	0	0.0	0	0
Marion	0	1	0	0.0	0	0
Bowman	1	0	-3	-3.0	-3	0

Patriots	42	16	530	12.6	85t	2
Opponents	56	7	597	10.7	46	0

KICK RETURNS	NO	YDS	AVG	LG	TD
Starring	48	1012	21.1	53	0
Fryar	3	39	13.0	24	0
Jones	3	37	12.3	20	0
Weathers	1	18	18.0	18	0
Hawthorne	1	13	13.0	13	0
C. James	1	0	0.0	0	0
Patriots	57	1119	19.6	53	0
Opponents	77	1434	18.6	58	0

PASSING	ATT	CMP	YDS	CMP%	YDS/ATT	TD	TD%	INT	INT%	LG	SK/YDS	RATING
Eason	299	168	2156	56.2	7.2	11	3.7	17	5.7	90t	28/229	67.5
Grogan	156	85	1311	54.5	8.4	7	4.5	5	3.2	56	11/86	84.1
C. James	2	2	16	100.0	8.0	2	1.0	0	0.0	11t	0/0	139.6
Patriots	457	255	3483	55.8	7.6	20	4.4	22	4.8	90t	39/315	74.9
Opponents	525	262	3393	49.9	6.5	14	2.7	23	4.4	88t	51/334	61.2

Sacks: Tippett 16.5, Veris 10.0, Blackmon 8.0, Sims 5.5, Adams 5.0, Nelson 2.0, T. Williams 2.0, McGrew 1.0, L. Williams 1.0. Team, 51.0, Opponent, 39.0.

Field Goals 1-19 20-29 30-39 40-49 50+
Franklin 1/1 7/9 9/9 5/9 2/2

Patriots 0/1 7/9 9/9 5/9 2/2
Opponents 0/0 8/8 6/8 6/7 2/2

Franklin: (34G) (-) (32G) (47G,20G) (29G, 33G,47W) (20wr) (19G,44G) (35G,50G, 49G,28wr) (38G) (41G,30G) (-) (41wl, 23G,28G) (35G) (38G,47wl,50G,22G) (22G,49G) (25G,42wr,30G)

Opponents: (40b) (21G,28G) (-) (-) (36wl,44G) (47G) (53G,52G) (-) (26G, 32G) (-) (37wr, 32G,31G) (21G,21G, 32G) (25G) (26G,37G) (44G,49G,47G) (42G, 22G,30G).

Starters: Offense: WR Stanley Morgan (13), Cedric Jones (3); LT Brian Holloway (16); LG John Hannah (14), Guy Morris (2); C Pete Brock (8), G. Morris (8); RG Ron Wooden (14), Paul Fairchild (2); RT Steve Moore (16); TE Lin Dawson (13), Derrick Ramsey (3); WR Irving Fryar (14), Stephen Starring (1), Derwin Williams (1); QB Tony Eason (10), Steve Grogan (6); RB Tony Collins (16); FB Craig James (14), Mose Tatupu (2).

Defense: LE Ken Sims (13), Garin Veris (3); NT Dennis Owens (13), Lester Williams (3); RE Julius Adams (12), Toby Williams (3), G. Veris (1); LOLB Andre Tippett (16); LILB Steve Nelson (15), Johnny Rembert (1); RILB Lawrence McGrew (12), J. Rembert (4); ROLB Don Blackmon (14), L. McGrew (2); LCB Ronnie Lippett (16); RCB Raymond Clayborn (16); SS Roland James; FS Fred Marion (16).

1985 Coaching Staff: Dean Brittenham, Strength/Conditioning, Jim Carr, Defensive Backfield, Bobby Grier, Offensive Backfield, Ray Hamilton, Asst. Defensive Line, Rod Humenuik, Asst. Head Coach/Offensive Line, Harold Jackson, Receivers, Eddie Khayat, Defensive Line, John Polonchek, QBs/Special Asst. to Head Coach, Rod Rust, Defensive Coordinator, Dante Scarnechia, Special Teams/TES, Don Shinnick, Linebackers, Les Steckel, Quarterbacks/Receivers.

Pro Bowl (8): CB Raymond Clayborn (2), KR Irving Fryar (1), G John Hannah (9), T Brian Holloway (3), RB Craig James (1), FS Fred Marion (1), LB Steve Nelson (3), LB Andre Tippett (2).



1986 FINAL STATISTICS (11-5)

Head Coach: Raymond Berry • AFC East Division Champions • Home Stadium: Sullivan Stadium

DATE	W/L	SCORE	OPPONENT	ATTENDANCE
9/07	W	33-3	Indianapolis	55,208
9/11	W	20-6	at N.Y. Jets	72,422
9/21	L	31-38	Seattle	58,977
9/26	L	20-27	at Denver	75,804
10/05	W	34-7	Miami	60,689
10/12	L	24-31	N.Y. Jets	60,342
10/19	W	34-0	at Pittsburgh	57,743
10/26	W	23-3	at Buffalo	74,808
11/02	W	25-17	Atlanta	60,597
11/09	W	30-21	at Indianapolis	56,890
11/16	W	30-28	at L.A. Rams	64,339
11/23	W	22-19	Buffalo	60,455
11/30	W	21-20	at New Orleans	58,259
12/07	L	7-31	Cincinnati	60,633
12/14	L	24-29	San Francisco	60,787
12/22	W	34-27	at Miami	74,516
AFC PLAYOFFS				
1/04	L	17-22	at Denver	76,105

Team Statistics

	PATS	OPP
TOTAL FIRST DOWNS	314	286
By Rushing	77	118
By Passing	202	153
By Penalty	35	15
Third Down: Md/Att.	77/227	79/219
Third Down: Eff.	33.9	36.1
Fourth Down: Md/Att.	8/11	7/12
Fourth Down: Eff.	72.7	58.3
TOTAL NET YARDS	5327	5181
Avg. per Game	332.9	323.8
Total Offensive Plays	1073	1031
Avg. per Play	5.0	5.0
NET YARDS RUSHING	1373	2203
Total Rushing Plays	469	510
Avg. per Rush	2.9	4.3
Avg. per Game	85.8	137.7
NET YARDS PASSING	3954	2978
Avg. per Game	247.1	186.1
Sacked/Yards Lost	47/367	48/346
Good Yards Passing	4321	3324
Att./Completions	557/340	473/255
Completion Pct.	61.0	53.9
Had Intercepted	13	21
PUNTS/AVERAGE	92/40.7	90/39.8
NET PUNTING AVG.	33.1	33.4
PENALTIES/YARDS	87/672	106/866
FUMBLES/BALLS LOST	27/11	38/19
TOUCHDOWNS	45	35
Rushing	10	19
Passing	29	15
Returns	6	1

Score by Periods	1	2	3	4	OT	Total
Patriots	82	102	99	129	0	412
Opponents	34	83	64	126	0	307

SCORING	TD	Ru	Pa	Rt	PAT	FG	S	TP
Franklin	0	0	0	0	44/45	32/41	0	140
Morgan	10	0	10	0	0	0	0	60
Collins	8	3	5	0	0	0	0	48
Fryar	7	0	6	1	0	0	0	42
C. James	4	4	0	0	0	0	0	24
Scott	3	0	3	0	0	0	0	18
Baty	2	0	2	0	0	0	0	12
Starrung	2	0	2	0	0	0	0	12
Tatupu	2	1	0	1	0	0	0	12
Grogan	1	1	0	0	0	0	0	6
Jones	1	0	1	0	0	0	0	6
Marion	1	0	1	0	0	0	0	6
McSwain	1	0	0	1	0	0	0	6
Rembert	1	0	0	1	0	0	0	6
B. Williams	1	0	0	1	0	0	0	6
Weathers	1	1	0	0	0	0	0	6
Patriots	45	10	29	6	44/45	32/41	1	412
Opponents	35	19	15	1	34/35	21/28	0	307

RUSHING	NO	YDS	AVG	LG	TD
C. James	154	427	2.8	16	4
Collins	156	412	2.6	17	3
Tatupu	71	172	2.4	13	1
Eason	35	170	4.9	26	0
Fryar	4	80	20.0	31	0
Weathers	21	58	2.8	16t	1
Dupard	15	39	2.6	11	0
Grogan	9	23	2.6	10	1
Hawthorne	1	5	5.0	5	0
Starrung	1	0	0.0	0	0
Ramsey	1	-6	-6.0	-6	0
Jones	1	-7	-7.0	-7	0
Patriots	469	1373	2.9	31	10
Opponents	510	2203	4.3	58t	19

RECEIVING	NO	YDS	AVG	LG	TD
Morgan	84	1491	17.8	44t	10
Collins	77	684	8.9	49	5
Fryar	43	737	17.1	69t	6
Baty	37	331	8.9	22	2
Hawthorne	24	192	8.0	17	0
C. James	18	129	7.2	17	0
Starrung	16	295	18.4	47	2
Tatupu	15	145	9.7	25	0
Jones	14	222	15.9	28	1
Scott	8	41	5.1	8t	3
D. Williams	2	35	17.5	26	0
Weathers	1	14	14.0	14	0
Holloway	1	5	5.0	5	0
Patriots	340	4321	12.7	69t	29
Opponents	255	3324	13.0	67t	15

INTERCEPTIONS	NO	YDS	AVG	LG	TD
Lippett	8	76	9.5	43	0
Clayborn	3	4	1.3	4	0
Marion	2	56	28.0	37t	1
McGrew	2	44	22.0	27	0
R. James	2	39	19.5	21	0
Nelson	2	21	10.5	17	0
Rembert	1	37	37.0	37	0
McSwain	1	3	3.0	3	0
Tippett	0	32	-	32	0
Patriots	21	312	14.9	69t	1
Opponents	13	151	11.6	26	0

PUNTING	NO	YDS	AVG	TB	IN20	LG	BLK
Camarillo	89	3746	42.1	7	16	64	3
Patriots	90	3746	42.1	7	16	64	3
Opponents	90	3585	39.8	9	21	73	3

PUNT RETURNS	NO	FC	YDS	AVG	LG	TD
Fryar	35	10	366	10.5	59t	1
Starrung	6	0	18	3.0	12	0
Marion	1	1	12	12.0	12	0
R. James	0	1	0	0.0	0	0
Patriots	42	12	396	9.4	59t	1
Opponents	60	4	565	9.4	39	0

Sacks: Veris 11.0, Tippett 9.5, Blackmon 7.5, B. Williams 7.0, Rembert 4.0, Hodge 1.0, R. James 1.0, McGrew 1.0, Nelson 1.0, Owens 1.0, Reynolds 1.0, Ruth 1.0, Thomas 1.0, Sims 0.5, T. Williams 0.5. Patriots 48.0, Opponents 47.0.

KICK RETURNS	NO	YDS	AVG	LG	TD
--------------	----	-----	-----	----	----

Starrung	36	802	22.3	52	0
Fryar	10	192	19.2	33	0
Jones	4	63	15.8	20	0
Dupard	3	50	16.7	21	0
Rembert	3	27	9.0	14	0
Hawthorne	2	13	6.5	13	0
Patriots	58	1147	19.8	52	0
Opponents	81	1480	18.3	39	0

FIELD GOALS	1-19	20-29	30-39	40-49	50+
Franklin	1/1	7/7	15/17	9/16	0/0
Patriots	1/1	7/7	15/17	9/16	0/0
Opponents	0/0	7/7	8/9	6/8	0/4

Franklin: (256,386,396,496) (49n,45G, 42G) (26G,36n) (42n,34G,37G) (21G, 31G) (45n,26G) (47n,31G,36G) (31G 47n,27G, 26G) (31G,32G,32G, 33G) (38G,31G,24G) (42G,45G,19G) (37G, 47G) (49n) (44n) (41G) (47G,44G,39n).

Opponents: (25G,57n) (33G,47G) (33G) (44G,34G) (55n) (47G) (0) (53n,26G) (41G,36n,53n) (0) (42n) (28G,33G,34G, 48G) (28G, 38G) (24G,44n) (20G,31G, 36G) (42G,21G)

Starters: Offense: WR Stanley Morgan (16); LT Brian Holloway (15), Steve Moore (1); LG Paul Fairchild (15), Trevor Matich (1); C Pete Brock (16); RG Ron Wooten (16); RT Steve Moore (10), Darryl Haley (6); TE Greg Hawthorne (10), Greg Baty (6); WR Irving Fryar (13), Stephen Starrung (3); QB Tony Eason (15), Steve Grogan (1); RB Tony Collins (15), Craig James (1); FB C. James (11), Mosei Tatupu (5); 2nd TE G. Baty (1).

Defense: LE Brent Williams (16); NT Toby Williams (15), Dennis Owens (1); RE Garin Veris (15), Ben Thomas (1); LOLB Andre Tippett (1), Lawrence McGrew (4), D. Owens (1); LILB Steve Nelson (12), Johnny Rembert (4); RLB L. McGrew (9), J. Rembert (5), Ed Reynolds (2); ROLB Don Blackmon (15), L. McGrew (1); LCB Ronnie Lippett (15), Ernest Gibson (1); RCB Raymond Lippett (16); Roland James (15), Jim Bowman (1); FS Fred Marion (16).

1986 Coaching Staff: Dean Brittenham, Strength/Conditioning, Jim Carr, Defensive Backfield, Bobby Grier, Offensive Backfield, Ray Hamilton, Asst. Defensive Line, Rod Humenuik, Asst. Head Coach/Offensive Line, Harold Jackson, Receivers, Eddie Khayat, Defensive Line, John Polonchek, QBs/Special Asst. to Head Coach, Rod Rust, Defensive Coordinator, Dante Scarnechia, Special Teams/TE's, Don Shinnick, Linebackers, Les Steckel, Quarterbacks/ Receivers.

Pro Bowl (5): CB Raymond Grogan (3), K Tony Franklin (1), WR Stanley Morgan (3), Spt Mosei Tatupu (1), LB Andre Tippett (3).

PASSING	ATT	CMP	YARDS	CMP%	YDS/ATT	TD	TD%	INT	INT%	LG	SK/YDS	RATING
Eason	448	276	3328	61.6	7.43	19	4.2	10	2.2	49	43/336	89.2
Grogan	102	62	976	60.8	9.57	9	8.8	2	2.0	69t	4/31	113.8
C. James	4	1	10	25.0	2.50	1	25.0	1	25.0	10t	0/0	39.6
Ramsey	3	1	7	33.3	2.33	0	0.0	0	0.0	7	0/0	42.4
Patriots	557	340	4321	61.0	7.76	29	5.2	13	2.3	69t	47/367	92.9
Opponents	473	255	3324	53.9	7.02	15	3.2	21	4.4	67t	48/346	68.4



1987 FINAL STATISTICS (8-7)

Head Coach: Raymond Berry • Tied for Second in AFC East • Home Stadium: Sullivan Stadium

DATE	W/L	SCORE	OPPONENT	ATTENDANCE
9/13	W	26-21	Miami	54,642
9/21	L	24-43	at N.Y. Jets	70,847
9/27	Cancelled		at Washington	
10/04	L	10-20	Cleveland	14,830
10/11	W	14-7	Buffalo	11,878
10/18	W	21-7	at Houston	26,294
10/25	L	16-30	at Indianapolis	48,850
11/01	W	26-23	L.A. Raiders	60,664
11/08	L	10-17	at N.Y. Giants	73,817
11/15	L	17-23	Dallas OT	60,567
11/22	W	24-0	Indianapolis	56,906
11/29	L	31-34	Philadelphia OT	54,198
12/06	L	20-31	at Denver	75,794
12/13	W	42-20	N.Y. Jets	60,617
12/20	W	13-7	at Buffalo	74,945
12/28	W	24-10	at Miami	61,192

Team Statistics

TOTAL FIRST DOWNS		266	293					
By Rushing		84	112					
By Passing		158	159					
By Penalty		24	22					
Third Down: Md/Att.	81/219	84/228						
Third Down: Eff.		36.9	36.8					
Fourth Down: Md/Att.		9/14	11/23					
Fourth Down: Eff.		64.2	47.8					
TOTAL NET YARDS		4454	4877					
Avg. per Game		296.9	325.1					
Total Offensive Plays		986	1053					
Avg. per Play		4.5	4.6					
NET YARDS RUSHING		1771	1778					
Total Rushing Plays		513	490					
Avg. per Rush		3.5	3.6					
Avg. per Game		118.1	118.5					
NET YARDS PASSING		2683	3099					
Avg. per Game		178.9	206.6					
Sacked/Yards Lost		33/246	43/339					
Gross Yards Passing		2929	3438					
Att./Completions	440/236	520/273						
Completion Pct.		53.6	52.5					
Had Intercepted		18	21					
PUNTS/AVERAGE		89/37.6	77/38.1					
NET PUNTING AVG.		30.5	33.8					
PENALTIES/YARDS		64/506	110/846					
FUMBLES/BALLS LOST		36/13	42/21					
TOUCHDOWNS		39	34					
Rushing		12	13					
Passing		22	17					
Returns		5	4					
Score by Periods		1	2	3	4	OT	Total	
Patriots		76	111	72	61	0	320	
Opponents		39	68	71	106	9	293	
SCORING								
	TD	Ru	Pa	Rt	PAT	FG	S	TP
Franklin	0	0	0	0	37/38	15/26	0	82
Collins	6	3	3	0			0	36
Fryar	5	0	5	0			0	30
Dupard	3	3	0	0			0	18
Jones	3	0	3	0			0	18
Morgan	3	0	3	0			0	18
Starring	3	0	3	0			0	18
Baty	2	0	2	0			0	12
Grogan	2	2	0	0			0	12
Linne	2	0	2	0			0	12
Lippett	2	0	0	2			0	12
Scott	2	0	1	1			0	12
Bleier	1	1	0	0			0	6
Clayborn	1	0	0	1			0	6
LeBlanc	1	1	0	0			0	6
Ramsey	1	1	0	0			0	6
Tippett	1	0	0	1			0	6
Woods	1	0	0	0			0	6
Schubert	0	0	0	0	1/1	1/2	0	4
Patriots	39	12	22	5	38/39	16/28	0	320
Opponents	34	13	17	4	33/33	18/27	1	293

RUSHING	NO	YDS	AVG	LG	TD
Collins	147	474	3.2	19	3
Dupard	94	318	3.4	49	3
Tatupu	79	248	3.1	19	0
Perryman	41	187	4.6	48	0
LeBlanc	49	170	3.5	42	1
Ramsey	13	75	5.8	19	1
Fryar	9	52	5.8	16	0
Hansen	16	44	2.8	7	0
Davis	9	43	4.8	27	0
Flutie	6	43	7.2	13	0
Grogan	20	37	1.9	8	2
Eason	3	25	8.3	13	0
C. McSwain	9	29	3.2	9	0
Woods	4	20	5.0	13	1
Starring	2	13	6.5	10	0
Linne	1	10	2.5	5	0
Camarrillo	1	0	0.0	0	0
Bleier	5	-5	-1.0	11	1
Whitten	2	-6	-3.0	-2	0
Patriots	513	1771	3.5	49	12
Opponents	490	1778	3.6	60	13

RECEIVING	NO	YDS	AVG	LG	TD
Collins	44	347	7.9	29	3
Morgan	40	672	16.8	45	3
Fryar	31	467	15.1	40	5
Jones	25	388	15.5	29	3
Starring	17	289	17.0	34	3
Baty	15	138	9.2	22	2
Tatupu	15	136	9.1	23	0
Dawson	12	81	6.8	14	0
Linne	11	158	14.4	30	2
Scott	5	35	7.0	15	1
Coffey	3	66	22.0	35	0
Gadbois	3	51	17.0	20	0
D. Williams	3	30	10.0	12	0
Perryman	3	13	4.3	7	0
Dupard	3	1	0.3	2	0
Frain	2	22	11.0	11	0
LeBlanc	2	3	1.5	3	0
Hansen	1	22	22.0	22	0
Pickering	1	10	10.0	10	0
Patriots	236	2929	12.4	45	22
Opponents	273	3438	12.6	61	17

INTERCEPTIONS	NO	YDS	AVG	LG	TD
Marion	4	53	13.3	25	0
Lippett	3	103	34.3	45	2
Clayborn	2	24	12.0	24	0
E. Gibson	2	17	8.5	17	0
Bowman	2	3	1.5	3	0
E. Williams	1	51	51.0	51	0
R. James	1	27	27.0	27	0
L. McSwain	1	17	17.0	17	0
Shegog	1	7	7.0	7	0
Holmes	1	4	4.0	4	0
Reinbert	1	1	1.0	1	0
P. Williams	1	0	0.0	0	0
Peterson	1	0	0.0	0	0
Patriots	21	307	14.6	51	2
Opponents	18	160	8.9	38	2

PUNTING	NO	YDS	AVG	TB	IN20	LG	BLK
Camarrillo	62	2489	40.1	8	14	73	1
Herline	25	861	34.3	4	1	50	1
Patriots	89	3350	37.6	12	15	73	2
Opponents	77	2937	38.1	6	25	62	2

PUNT RETURNS	NO	FC	YDS	AVG	LG	TD
Fryar	18	12	174	9.7	36	0
Linne	5	2	22	4.4	16	0
Marion	1	2	0	0.0	0	0
Starring	1	1	17	17.0	17	0
Patriots	25	17	213	8.5	36	0
Opponents	41	11	397	9.7	34	0

KICK RETURNS	NO	YDS	AVG	LG	TD
Starring	23	445	19.3	43	0
Fryar	6	119	19.8	31	0
Davis	5	134	26.8	43	0
Dupard	4	61	15.3	21	0
Perryman	3	43	14.3	16	0
LeBlanc	2	31	15.5	24	0
C. McSwain	2	32	16.0	24	0
Alexander	1	4	4.0	4	0
Collins	1	18	18.0	18	0
Hansen	1	14	14.0	14	0
Patriots	48	901	18.8	43	0
Opponents	63	1130	17.9	60	0

Sacks: Tippett 12.5, Veris 7.0, B. Williams 5.0, T. Williams 4.5, Rembert 2.0, Reynolds 2.0, Sims 1.5, Blackmon 1.0, Hodge 1.0, Lippett, 1.0, Mangiero 1.0, McCabe 1.0, McGrew 1.0, Wichard 1.0, Wilburn 1.0, Bowman, 0.5. Team, 43.0, Opponents, 33.0.

FIELD GOALS	1-19	20-29	30-39	40-49	50+
Franklin	0/0	5/5	6/11	3/7	1/3
Schubert	0/0	1/1	0/0	0/1	0/0
Patriots	0/0	6/6	6/11	3/8	1/3
Opponents	2/2	7/7	6/9	3/8	0/1

Franklin: (39n,47n) (48n,32G) (-) (-) (52n) (38G,31G,49G) (50G,27G,25G, 29G) (50n,46G) (35n,41G) (37n,34G,37n) (43n,21G,31n,46n) (38G,27G) (-) (-) (31G). **Schubert:** (-) (-) (23G,40n).

Opponents: (-) (22G,34G) (28G,21G, 37n) (-) (48n,34n) (48G,38G,24G) (31G, 31G,39G,41n) (19G,41n) (20G) (46n) (19G,44n,39n,38G) (52n,24G) (24G,42G) (-) (47G).

Starters: Offense: WR Stanley Morgan (9), Cedric Jones (3), Wayne Coffey (3); LT Danny Villa (7), Steve Moore (4), George Colton (3), Art Plunkett (1); LG Sean Farrell (15), Paul Fairchild (1); C Guy Morris (7), Trevor Matich (4), Pete Brock (3), P. Fairchild (1); RG Ron Wooten (13), Eric Stokes (1), Darren Twombly (1); RT Bruce Armstrong (12), Greg Robinson (3); TE Lin Dawson (11), Todd Frain (2), Willie Scott (1); WR Irving Fryar (11), Larry Linne (3), C. Jones (1); QB Steve Grogan (6), Tony Eason (3), Tom Ramsey (3), Bob Bleier (2), Doug Flutie (1); RB Tony Collins (11) Reggie Dupard (2), Matt LeBlanc (2); FB Mosi Tatupu (9), Bruce Hansen (2), R. Dupard (1), Chuck McSwain (1), Bob Perryman (1), 3rd WR I. Fryar (1), Stephen Starring (1).

Defense: LE Kenneth Sims (8), Brent Williams (4), Benton Reed (3); NT Toby Williams (12), John Guzik (2), Tom Porell (1); RE Garin Veris (12), Steve Wilburn (3), LOLB Andre Tippett (13), Mel Black (2); LILB Steve Nelson (11), Jerry McCabe (3), Johnny Rembert (1); RILB Lawrence McGrew (12), Greg Moore (3), Ed Reynolds (1); ROLB Ed Williams (7), Don Blackmon (4), Rogers Alexander (2), L. McGrew (1), Randy Sealy (1); LCB Ronnie Lippett (12), Joe Peterson (3); RCB Raymond Clayborn (9), Ernest Gibson (5), Fred Marion (1); SS Jim Bowman (8), Roland James (4), Ron Shegog (3); FS F. Marion (11), Darryl Holmes (3), R. Clayborn (1).

1987 Coaching Staff: Dean Brittenham, Strength/Conditioning, Jim Carr, Defensive Backfield, Bobby Grier, Offensive Backfield, Ray Hamilton, Asst. Defensive Line, Rod Humenuik, Asst. Head Coach/Offensive Line, Harold Jackson, Receivers, Eddie Khayat, Defensive Line, John Polonchek, QBs/Special Asst. to Head Coach, Rod Rust, Defensive Coordinator, Dante Scarneccia, Special Teams/TE's, Don Shinnick, Linebackers, Les Steckel, Quarterbacks/Receivers.

Pro Bowl (2): WR Stanley Morgan (4), LB Andre Tippett (4).

PASSING	ATT	CMP	YARDS	CMP%	YDS/ATT	TD	TD%	INT	INT%	LG	SK/YDS	RATING
Grogan	161	93	1183	57.8	7.34	10	6.2	9	5.6	40	7/55	78.2
Ramsey	134	71	898	53.0	6.71	6	4.5	6	4.5	40	14/49	70.4
Eason	79	42	453	53.2	5.73	3	3.8	2	2.5	45	8/70	72.4
Bleier	39	14	181	35.9	4.64	1	2.6	1	2.6	35	3/28	49.2
Flutie	25	15	199	60.0	7.96	1	4.0	0	0.0	30	0/0	98.6
Jones	1	0	0	0.0	0.0	0	0.0	0	0.0	0	0/0	39.6
Tatupu	1	1	15	100.0	15.0	1	100.0	0	0.0	15	0/0	158.3
Patriots	440	236	2929	53.6	6.65	22	5.0	18	4.1	45	33/246	74.1
Opponents	520	273	3438	52.5	6.61	17	3.3	21	4.0	61	43/339	67.5



1988 FINAL STATISTICS (9-7)

Head Coach: Raymond Berry • Tied for Second in AFC East • Home Stadium: Sullivan Stadium

DATE	W/L	SCORE	OPPONENT	ATTENDANCE
9/04	W	28-3	N.Y. Jets	44,027
9/11	L	6-36	at Minnesota	55,545
9/18	L	14-16	Buffalo	55,945
9/25	L	6-31	at Houston	38,646
10/02	W	21-17	Indianapolis	58,050
10/09	L	3-45	at Green Bay*	51,932
10/16	W	27-21	Cincinnati	59,969
10/23	L	20-23	at Buffalo	76,824
10/30	W	30-7	Chicago	60,821
11/06	W	21-10	Miami	60,840
11/13	W	14-13	at N.Y. Jets	48,558
11/20	W	6-3	at Miami	53,526
11/27	L	21-24	at Indianapolis	58,157
12/04	W	13-7	Seattle	59,068
12/11	W	10-7	Tampa Bay OT	39,889
12/17	L	10-21	at Denver	70,910

*At Milwaukee

Team Statistics

TOTAL FIRST DOWNS	264	272						
By Rushing	126	119						
By Passing	112	138						
By Penalty	26	15						
Third Down: Md/Att.	79/219	58/199						
Third Down: Eff.	36.1	29.1						
Fourth Down: Md/Att.	9/14	9/18						
Fourth Down: Eff.	64.2	50.0						
TOTAL NET YARDS	4293	4681						
Avg. per Game	268.3	292.6						
Total Offensive Plays	1000	961						
Avg. per Play	4.3	4.9						
NET YARDS RUSHING	2120	2099						
Total Rushing Plays	588	496						
Avg. per Rush	3.6	4.2						
Avg. per Game	132.5	131.2						
NET YARDS PASSING	2173	2582						
Avg. per Game	135.8	161.4						
Sacked/Yards Lost	23/160	29/219						
Gross Yards Passing	2333	2801						
Att./Completions	389/199	436/234						
Completion Pct.	51.2	53.7						
Had Intercepted	28	20						
PUNTS/AVERAGE	91/38.3	86/42.2						
NET PUNTING AVG.	34.1	35.8						
PENALTIES/YARDS	87/665	108/858						
FUMBLES/BALLS LOST	19/10	29/15						
TOUCHDOWNS	31	33						
Rushing	17	20						
Passing	12	13						
Returns	2	0						
Score by Periods	1	2	3	4	OT	Total		
Patriots	49	87	50	61	3	250		
Opponents	48	77	57	102	0	284		
SCORING	TD	Ru	Pa	Rt	PAT	FG	S	TP
Perryman	6	6	0	0	0	0	0	36
Staurowsky	0	0	0	0	14/15	7/11	0	35
Fryar	5	0	5	0	0	0	0	30
Stephens	5	4	0	1	0	0	0	30
Garcia	0	0	0	0	11/16	6/13	0	29
Morgan	4	0	4	0	0	0	0	24
Dawson	2	0	2	0	0	0	0	12
Dupard	2	2	0	0	0	0	0	12
Tatupu	2	2	0	0	0	0	0	12
Flutie	1	1	0	0	0	0	0	6
Grogan	1	1	0	0	0	0	0	6
C. James	1	1	0	0	0	0	0	6
Jones	1	0	1	0	0	0	0	6
Martin	1	0	0	1	0	0	0	6
Patriots	31	17	12	2	25/31	13/24	0	250
Opponents	33	20	13	0	33/33	17/26	1	284

RUSHING	NO	YDS	AVG	LG	TD
Stephens	297	1168	3.9	52	4
Perryman	146	448	3.1	16	6
Flutie	38	179	4.7	16	1
Dupard	52	151	2.9	15	2
Tatupu	22	75	3.4	22	2
Allen	7	40	5.7	12	0
Eason	5	18	3.6	10	0
C. James	4	15	3.8	8t	1
Fryar	6	12	2.0	6	0
Grogan	6	12	2.0	6	1
Ramsey	3	8	2.7	9	0
Feagles	1	0	0.0	0	0
Morgan	1	-6	-6.0	-6	0
Patriots	588	2120	3.6	52	17
Opponents	496	2099	4.2	36	20

RECEIVING	NO	YDS	AVG	LG	TD
Dupard	34	232	6.8	15	0
Fryar	33	490	14.8	80t	5
Morgan	31	502	16.2	32	4
Jones	22	313	14.2	41t	1
Perryman	17	134	7.9	18	0
C. James	14	171	12.2	32	0
Stephens	14	98	7.0	17	0
Francis	11	161	14.6	51	0
Dawson	8	106	13.3	38	2
Tatupu	8	58	7.3	17	0
Martin	4	51	12.8	21	0
Scott	1	8	8.0	8	0
Johnson	1	5	5.0	5	0
Farrell	1	4	4.0	4	0
Patriots	199	2333	11.7	80t	12
Opponents	234	2801	12.0	51t	13

INTERCEPTIONS	NO	YDS	AVG	LG	TD
Clayborn	4	65	16.3	31	0
Marion	4	47	11.8	22	0
R. James	4	30	7.5	22	0
McSwain	2	51	25.5	42	0
Rembert	2	10	5.0	6	0
Jordan	1	31	31.0	31	0
McGrew	1	6	6.0	6	0
Lippett	1	4	4.0	4	0
Bowman	1	0	0.0	0	0
Patriots	20	244	12.2	42	0
Opponents	28	286	10.2	40	0

PUNTING	NO	YDS	AVG	TB	IN20	LG	BLK
Feagles	91	3482	38.3	8	24	74	0
Patriots	91	3482	38.3	8	24	74	0
Opponents	86	3633	42.2	9	19	70	0

PUNT RETURNS	NO	FC	YDS	AVG	LG	TD
Fryar	38	8	398	10.5	30	0
Bowman	0	1	0	0.0	0	0
Patriots	38	9	398	10.5	30	0
Opponents	37	17	217	5.9	19	0

KICK RETURNS	NO	YDS	AVG	LG	TD
Martin	31	735	23.7	95t	1
Allen	18	391	21.7	30	0
Davis	6	106	17.7	24	0
Fryar	1	3	3.0	3	0
Tatupu	1	13	13.0	13	0
Patriots	57	1248	21.9	95t	1
Opponents	45	888	19.7	51	0

Sacks: B. Williams 8.0, Tippet 7.0, Jordan 3.0, Rembert 3.0, Goad 2.0, McGrew 2.0, Veris 2.0, Hodge 1.0, Team 1.0. Patriots 29.0, Opponents 23.0.

FIELD GOALS	1-19	20-29	30-39	40-49	50+
Staurowsky	0/0	3/4	4/5	0/2	0/0
Garcia	0/0	2/3	1/3	2/5	1/2
Patriots	0/0	5/7	5/8	2/7	1/2
Opponents	0/0	6/7	5/5	5/11	1/3

Garcia: (47wl,39G,24G,47G) (50G,23G) (-) (-) (31wl) (43G,42wl) (43wr) (25wl, 52wl,39bl).
Staurowsky: (35G) (-) (-) (22G,34G) (43wl,27wl) (34G,22G) (36s, 27G) (32G, 40wl).

Opponents: (29G) (39G,24G) (38G, 44G,41G) (46wl,46wr,49G)(20G)(25G,43wl)(-) (30G,35G,33G) (-) (51G) (47G, 48G) (27G,54wl,50wr,23wl) (28G) (47wr, 41wr) (40s) (-).

Starters: Offense: WR Stanley Morgan (14), Cedric Jones (1); LT Danny Villa (14), Trevor Matich (2); LG Sean Farrell (15), Paul Fairchild (1); C Mike Baab (12), T. Matich (4); RG Ron Wooten (15), P. Fairchild (1); RT Bruce Armstrong (16); TE Russ Francis (8), Lin Dawson (6), Steve Johnson (1), Willie Scott (1); WR Irving Fryar (14), C. Jones (1); QB Doug Flutie (9), Steve Grogan (4), Tony Eason (2), Tom Ramsey (1); RB John Stephens (14), Reggie Dupard (2); Kenneth Sims (1); NT Tim Goad (14), B. Williams (2); RE Garin Veris (9), M. Hodge (6), Edmund Nelson (1); LOLB Andre Tippett (11), Tim Jordan (5); LILB Ed Reynolds (14), Vincent Brown (2); RILB Johnny Rembert (15), V. Brown (1); ROLB Lawrence McGrew (15), Tim Jordan (1); LCB Ronnie Lippett (15), Rod McSwain (1); Raymond Clayborn (16); SS Roland James (15), Jim Bowman (1); FS Fred Marion (16).

Defense: LE Brent Williams (14), Milford Hodge (1), Robert Perryman (16); 2nd TE Steve Johnson (2).

1988 Coaching Staff: Don Blackmon, Staff Assistant, Jim Carr, Defensive Backfield, Bobby Grier, Offensive Backfield, Ray Hamilton, Asst. Defensive Line, Rod Humenuik, Asst. Head Coach/Offensive Line, Harold Jackson, Receivers, Eddie Khayat, Defensive Line, Guy Morris, Asst. Offensive Line, John Polonchek, QBs/Special Asst. to Head Coach, Dante Scarnecchia, Special Teams/TE's, Don Shinnick, Linebackers, Jerry Simmons., Strength/Conditioning, Les Steckel, Quarterbacks/Receivers.

Pro Bowl (3): RB John Stephens (1), LB Andre Tippett (5), LB Johnny Rembert (1).

PASSING	ATT	CMP	YARDS	CMP%	YDS/ATT	TD	TD%	INT	INT%	LG	SK/YDS	RATING
Flutie	179	92	1150	51.4	6.42	8	4.5	10	5.6	80t	11/65	63.3
Grogan	140	67	834	47.9	5.95	4	2.9	13	9.3	41t	8/77	37.6
Eason	43	28	249	65.1	5.79	0	0.0	2	4.7	26	2/12	61.1
Ramsey	27	12	100	44.4	3.70	0	0.0	3	11.1	23	2/6	15.0
Patriots	389	199	2333	51.2	5.99	12	3.1	28	7.2	80t	23/160	50.0
Opponents	436	234	2801	53.7	6.42	13	2.9	20	4.6	51t	29/219	64.4



1989 FINAL STATISTICS (5-11)

Head Coach: Raymond Berry • Fourth in AFC East • Home Stadium: Sullivan Stadium

DATE	W/L	SCORE	OPPONENT	ATTENDANCE
9/10	W	27-24	at N.Y. Jets	64,541
9/17	L	10-24	Miami	57,043
9/24	L	3-24	Seattle	48,025
10/01	L	10-31	at Buffalo	78,921
10/08	W	23-13	Houston	59,828
10/15	L	15-16	at Atlanta	39,697
10/22	L	20-37	at San Francisco	70,000
10/29	W	23-20	at Indianapolis OT	59,356
11/05	L	26-27	N.Y. Jets	53,366
11/12	L	24-28	New Orleans	47,680
11/19	W	33-24	Buffalo	49,663
11/26	L	21-24	at L.A. Raiders	38,747
12/03	W	22-16	Indianapolis	32,234
12/10	L	10-31	at Miami	55,913
12/17	L	10-28	at Pittsburgh	26,594
12/24	L	20-24	L.A. Rams	37,940

Team Statistics

	PATS	OPP
TOTAL FIRST DOWNS	335	297
By Rushing	114	110
By Passing	87	176
By Penalty	34	11
Third Down: Md/Att.	92/240	72/199
Third Down: Eff.	38.3	36.2
Fourth Down: Md/Att.	10/29	5/12
Fourth Down: Eff.	34.5	41.7
TOTAL NET YARDS	5456	5644
Avg. per Game	341.0	352.8
Total Offensive Plays	1129	975
Avg. per Play	4.8	5.7
NET YARDS RUSHING	1749	1978
Total Rushing Plays	485	495
Avg. per Rush	3.6	4.0
Avg. per Game	109.3	123.6
NET YARDS PASSING	3707	3666
Avg. per Game	231.7	229.1
Sacked/Yards Lost	34/265	31/239
Gross Yards Passing	3972	3905
Att./Completions	610/302	449/259
Completion Pct.	49.5	57.7
Had Intercepted	27	16
PUNTS/AVERAGE	64/37.4	81/42.1
NET PUNTING AVG.	31.3	35.2
PENALTIES/YARDS	63/509	111/954
FUMBLES/BALLS LOST	26/12	22/12
TOUCHDOWNS	30	48
Rushing	12	19
Passing	17	27
Returns	1	2
Score by Periods	1 2 3 4 OT Total	1 2 3 4 OT Total
Patriots	47 66 71 110 3	297
Opponents	82 144 58 107 0	391
SCORING	TD Ru Pa Rt PAT FG S TP	TD Ru Pa Rt PAT FG S TP
Davis	0 0 0 0 0 13/16 16/23 0	61
Staurovsky	0 0 0 0 0 14/14 14/17 0	56
Stephens	7 7 0 0 0 0 0	42
C. Jones	6 0 6 0 0 0 0	36
Dykes	5 0 5 0 0 0 0	30
Fryar	3 0 3 0 0 0 0	18
Morgan	3 0 3 0 0 0 0	18
Perryman	2 2 0 0 0 0 0	12
Allen	1 1 0 0 0 0 0	6
Dupard	1 1 0 0 0 0 0	6
Egu	1 1 0 0 0 0 0	6
Hurst	1 0 0 1 0 0 0	6
Patriots	30 12 17 1 27/30 30/40 0	297
Opponents	48 19 27 2 46/48 19/26 0	391

RUSHING	NO	YDS	AVG	LG	TD
Stephens	244	833	3.4	35t	7
Perryman	150	562	3.7	18	2
Flutie	16	87	5.4	22	0
Dupard	25	63	2.5	10	1
Allen	11	51	4.6	18	1
Wilson	7	42	6.0	11	0
Tatupu	11	38	3.5	20	0
Egu	3	20	6.7	15t	1
Martin	2	20	10.0	13	0
Grogan	9	19	2.1	7	0
Fryar	2	15	7.5	11	0
C. Jones	1	3	3.0	3	0
Eason	2	-2	-1.0	0	0
Wonsley	2	-2	-1.0	0	0
Patriots	485	1749	3.6	35t	12
Opponents	495	1978	4.0	58t	19

RECEIVING	NO	YDS	AVG	LG	TD
Sievers	54	615	11.4	46	0
Dykes	49	795	16.2	42	5
C. Jones	48	670	14.0	65t	6
Fryar	29	537	18.5	52	3
Perryman	29	195	6.7	16	0
Morgan	28	486	17.4	55t	3
Stephens	21	207	9.9	37	0
Martin	13	229	17.6	37	0
Dawson	12	101	8.4	17	0
Tatupu	10	54	5.4	11	0
Dupard	6	70	11.7	45	0
Cook	3	13	4.3	5	0
Patriots	302	3972	13.2	65t	17
Opponents	259	3905	15.1	74t	27

INTERCEPTIONS	NO	YDS	AVG	LG	TD
Hurst	5	31	6.2	16t	1
James	2	50	25.0	28	0
Marion	2	19	9.5	18	0
McSwain	1	18	18.0	18	0
Feggins	1	4	4.0	4	0
Coleman	1	1	1.0	1	0
Clayborn	1	0	0.0	0	0
Rembert	1	0	0.0	0	0
Brown	1	-1	-1.0	-1	0
McGrew	1	-4	-4	-4	0
Patriots	16	118	19.7	28	1
Opponents	27	338	12.5	55	2

PUNTING	NO	YDS	AVG	NET TB	IN20	LG	BLK
Feagles	63	2392	38.0	31.3	2	13	64
Patriots	64	2392	37.4	31.3	2	13	64
Opponents	81	3413	42.1	35.2	9	15	76

PUNT RETURNS	NO	FC	YDS	AVG	LG	TD
Martin	19	2	164	8.6	28	0
Tucker	13	1	102	7.8	25	0
Fryar	12	1	107	8.9	20	0
Hurst	1	0	6	6.0	6	0
Taylor	0	2	0	0.0	0	0
Patriots	45	6	379	8.4	28	0
Opponents	38	6	346	9.1	17	0

KICK RETURNS	NO	YDS	AVG	LG	TD
Martin	24	584	24.3	38	0
Tucker	13	270	20.8	37	0
Rice	11	242	22.0	46	0
Allen	6	124	20.7	29	0
Taylor	3	52	17.3	22	0
Wonsley	3	69	23.0	40	0
Egu	2	26	13.0	22	0
Hodge	2	19	9.5	11	0
Timpson	2	13	6.5	13	0
Fryar	1	47	47.0	47	0
Rehder	1	14	14.0	14	0
Tatupu	1	2	2.0	2	0
Patriots	69	1462	21.2	47	0
Opponents	61	1199	19.7	60	0

Sacks: B. Williams 8.0, Jeter 7.0, McGrew 4.5, Brown 4.0, Sims 3.0, Rembert 2.5, Goad 1.0, Team 1.0. Patriots 31.0, Opponents 34.0.

Field Goals	1-19	20-29	30-39	40-49	50+
Davis	0/0	3/3	6/9	5/9	2/2
Staurovsky	0/0	4/4	5/7	4/5	1/1
Patriots	0/0	7/7	11/16	9/14	3/3
Opponents	3/3	6/7	8/10	2/4	0/2

Davis: (-) (40wr,28G) (35G) (35G,37wl) (30G), 45s,34G,43G (52G,32G,32G) (49G,21G) (47G), 38wr,48G,46wr,51G (47G,43wr,26G,39s).

Staurovsky: (44G) (34G,24G,34G, 38G) (-) (40wr,44G,37G,34s, 24G,50G,23G) (36G) (20G, 37ng) (44G,48G).

Opponents: (40G) (31G) (23G) (36G) (46G, 22G) (30G,30G,40w,22G) (33b, 23G,45b) (32G, 39G) (18G,23G) (-) (24wr,31G) (45wl, 32G) (18) (23) (-) (19G, 50s,50wl).

Starters: Offense: WR Stanley Morgan (10), Hart Lee Dykes (6); LT Danny Villa (13), David Viae (3); LG Sean Farrell (15), D. Villa (1); C Mike Baab (16); RG Paul Fairchild (15), D. Villa (1); RT Bruce Armstrong (16); TE Lin Dawson (13), Eric Sievers (3); WR Cedric Jones (11), Irving Fryar (4), Sammy Martin (1); QB Steve Grogan (6), Tony Eason (3), Marc Wilson (3), Doug Flutie (3); RB John Stephens (12), Reggie Dupard (2); FB Robert Perryman (14); 3rd WR I. Fryar (1), C. Jones (1); 2nd TE E. Sievers (2).

Defense: LE Ken Sims (15), Milford Hodge (1); NT Tim Goad (16); RE Brent Williams (16); LOLB Johnny Rembert (8), Jim Jordan (4) Vincent Brown (2), Bruce Scholtz (2); LILB Ed Reynolds (16) RILB V. Brown (8), J. Rembert (8); ROLB Lawrence McGrew (16); LCB Maurice Hurst (14), Rod McSwain (2); RCB Raymond Clayborn (14), R. McSwain (2); SS Roland James (14), Jim Bowman (2); FS Fred Marion (16).

1989 Coaching Staff: Don Blackmon, Linebackers, Jim Carr, Defensive Backfield, Bobby Grier, Offensive Backfield, Ray Hamilton, Asst. Defensive Line, Harold Jackson, Receivers, Eddie Khayat, Defensive Line, Guy Morris, Asst. Offensive Line, John Polonchek, QBs/Special Asst. to Head Coach, Keith Rowan, Special Teams, Don Shinnick, Linebackers, Jerry Simmons, Strength/Conditioning, Richard Wood, Receivers.

Pro Bowl (1): LB Johnny Rembert (2).

PASSING	ATT	CMP	YARDS	CMP%	YDS/ATT	TD	TD%	INT	INT%	LG	SK/YDS	RATING
Grogan	261	133	1697	51.0	6.50	9	3.4	14	5.4	55t	8/64	60.8
Wilson	150	75	1006	50.0	6.71	3	2.0	5	3.3	65t	10/71	64.5
Eason	105	57	761	54.3	7.25	3	2.9	4	3.8	45	10/78	71.2
Flutie	91	36	493	39.6	5.42	2	2.2	4	4.4	36	6/52	46.6
Feagles	2	0	0	0.0	0.0	0	0.0	0	0.0	0	0/0	39.6
Tatupu	1	1	15	100.0	15.00	0	0.0	0	0.0	15	0/0	147.9
Patriots	610	302	3972	49.5	6.51	17	2.8	27	4.4	65t	34/265	61.3
Opponents	449	259	3905	57.7	8.70	27	6.0	16	3.6	74t	31/239	91.6



1990 FINAL STATISTICS (1-15)

Head Coach: Rod Rust • Fifth in AFC East • Home Stadium: Foxboro Stadium

DATE	W/L	SCORE	OPPONENT	ATTENDANCE
9/09	L	24-27	Miami	45,305
9/16	W	16-14	at Indianapolis	49,256
9/23	L	7-41	at Cincinnati	56,470
9/30	L	13-37	N.Y. Jets	36,724
10/07	L	20-33	Seattle	39,735
10/14			BYE WEEK	
10/18	L	10-17	at Miami	62,630
10/28	L	10-27	Buffalo	51,959
11/04	L	20-48	at Philadelphia	65,514
11/11	L	10-13	Indianapolis	28,924
11/18	L	0-14	at Buffalo	74,720
11/25	L	14-34	at Phoenix	30,110
12/02	L	7-37	Kansas City	26,280
12/09	L	3-24	Pittsburgh	48,354
12/15	L	10-25	Washington	22,286
12/23	L	7-42	at N.Y. Jets	30,250
12/30	L	10-13	N.Y. Giants	60,410

Team Statistics

	PATS	OPP
TOTAL FIRST DOWNS	239	307
By Rushing	65	151
By Passing	156	139
By Penalty	18	17
Third Down: Md/Att.	86/227	84/192
Third Down: Eff.	37.9	43.8
Fourth Down: Md/Att.	2/12	7/13
Fourth Down: Eff.	16.7	53.8
POSSESSION AVG.	28:21	31:39
TOTAL NET YARDS	4163	5697
Avg. per Game	260.2	356.1
Total Offensive Plays	955	972
Avg. per Play	4.4	5.9
NET YARDS RUSHING	1398	2676
Total Rushing Plays	383	565
Avg. per Game	87.4	167.3
NET YARDS PASSING	2765	3021
Avg. per Game	172.8	188.8
Sacked/Yards Lost	58/443	33/224
Gross Yards Passing	3208	3245
Att./Completions	514/274	374/218
Completion Pct.	53.3	58.3
Had Intercepted	20	14
PUNTS/AVERAGE	92/40.8	56/40.8
NET PUNTING AVG.	33.6	36.6
PENALTIES/YARDS	99/742	73/488
FUMBLES/BALLS LOST	33/16	25/18
TOUCHDOWNS	19	52
Rushing	4	29
Passing	4	21
Returns	1	2
Score by Periods	1 2 3 4 OT Total	
Patriots	30 81 30 40 0	181
Opponents	120 128 88 110 0	446

SCORING	TD	Ru	Pa	Rt	PAT	FG	S	TP
Staurovsky	0	0	0	0	19/19	16/22	0	67
Cook	5	0	5	0	0	0	0	30
Fryar	4	0	4	0	0	0	0	24
Stephens	3	2	1	0	0	0	0	18
Dykes	2	0	2	0	0	0	0	12
Adams	1	0	1	0	0	0	0	6
Allen	1	1	0	0	0	0	0	6
Martin	1	0	1	0	0	0	0	6
Perryman	1	1	0	0	0	0	0	6
B. Williams	1	0	0	1	0	0	0	6
Patriots	19	4	14	1	19/19	16/22	0	181
Opponents	54	29	21	2	51/52	27/31	1	446

RUSHING	NO	YDS	AVG	LG	TD
Stephens	212	808	3.8	26	2
Allen	63	237	3.8	29	1
Adams	28	111	4.0	13	0
Perryman	32	97	3.0	13	1
Hodson	12	79	6.6	23	0
Tatupu	16	56	3.5	15	0
Overton	5	8	1.6	6	0
Wilson	5	7	1.4	6	0
Morris	2	4	2.0	3	0
Gannon	1	0	0.0	0	0
Hansen	1	0	0.0	0	0
Fryar	2	-4	-2.0	-1	0
Grogan	4	-5	-1.3	0	0
Patriots	383	1398	3.7	29	4
Opponents	565	2676	4.7	80t	29

RECEIVING	NO	YDS	AVG	LG	TD
Fryar	54	856	15.9	56	4
Cook	51	455	8.9	35t	5
Dykes	34	549	16.1	35t	2
Stephens	28	196	7.0	43	1
McMurtry	22	240	10.9	26	0
Jones	21	301	14.3	26	0
Adams	16	146	9.1	28	1
Perryman	15	88	5.9	15	0
Sievers	8	77	9.6	25	0
Mowatt	6	67	11.2	16	0
Allen	6	48	8.0	19	0
Timpson	5	91	18.2	42	0
Martin	4	65	16.3	19t	1
Overton	2	19	9.5	15	0
Tatupu	2	10	5.0	6	0
Patriots	274	3208	11.7	56	14
Opponents	218	3245	14.9	86t	21

INTERCEPTIONS	NO	YDS	AVG	LG	TD
Lippett	4	94	23.5	73	0
Hurst	4	61	15.3	36	0
Marion	4	17	4.3	16	0
Rembert	2	22	11.0	11	0
Patriots	14	194	13.9	73	0
Opponents	20	143	7.2	42	0

PUNTING	NO	YDS	AVG	NET	BT	IN20	LG	BLK
Hansen	90	3752	41.7	33.6	8	18	69	2
Patriots	92	3752	40.8	33.6	8	18	69	2
Opponents	56	2282	40.8	36.6	5	17	70	1

PUNT RETURNS	NO	FC	YDS	AVG	LG	TD
Fryar	28	10	133	4.8	17	0
Martin	1	0	1	1.0	1	0
Patriots	29	10	134	4.6	17	0
Opponents	50	13	503	10.1	34	0

KICK RETURNS	NO	YDS	AVG	LG	TD
Martin	25	515	20.6	38	0
Allen	11	168	15.3	34	0
Morris	11	202	18.4	22	0
Robinson	11	211	19.2	27	0
Overton	10	188	18.8	23	0
Timpson	3	62	20.7	26	0
P.Coleman	2	18	9.0	12	0
Jones	2	24	12.0	13	0
Adams	1	7	7.0	7	0
McSwain	1	0	0.0	0	0
Patriots	77	1395	18.1	38	0
Opponents	38	665	17.5	38	0

Sacks: Williams, B. 6.0, Tippett 3.5, Hobby 3.0, Singleton, 3.0, Agnew 2.5, Brown 2.5, Goad 2.5, McSwain 2.0, Veris 2.0, Williams, E. 2.0, Smith 1.5, Rembert 1.0, Reynolds 1.0, Gannon 0.5. Patriots 33.0, Opponents 58.0.

FIELD GOALS	1-19	20-29	30-39	40-49	50+
Staurovsky	1/1	3/3	3/3	8/11	1/4
Patriots	1/1	3/3	3/3	8/11	1/4
Opponents	4/4	6/6	9/10	6/7	2/4

Staurovsky: (42G,57s) (49wl,39G, 27G, 25G) (-) (46G, 40G) (53G,36G) (41G, 52ng) (32G) (39G,49ng,44G) (29G) (-) (-) (-) (49G) (42G) (50wl) (19G,42wl).

Opponents: (31G,37G) (-) (46G,23G) (24G,18G,46G) (31G,19G,55wr) (47G) (35G,35G) (27G,34G) (54G,38G) (30wl) (50ng,29G,50G) (19G,32G,45G) (42G) (19G,38G,26G) (-) (44G,41wl,27G).

Starters: Offense: WR Irving Fryar (15), Cedric Jones (1); LT Bruce Armstrong (16), LG Chris Gambol (14), David Douglas (2); C Danny Villia (8), Gene Chilton (3), D. Douglas (3), Paul Fairchild (2); RG Damian Johnson (16); RT D. Villa (8), David Vienne (4), Stan Clayton (3), C. Gambol (1); TE Marv Cook (16); WR Hart Lee Dykes (10), Greg McMurtry (5), C. Jones (1); QB Tommy Hodgson (6), Marc Wilson (6), Steve Grogan (4); RB John Stephens (14), George Adams (1), Marvin Allen (1); FB Robert Perryman (7), G. Adams (6), M. Allen (2), 2nd TE Eric Sievers (1).

Defense: LE Brent Williams (15), Marion Hobby (1); NT Tim Goad (16), RE Ray Agnew (9), M. Hobby (3), Garin Veris (2), Chris Gannon (2); LOLB Andre Tippett (7), Vincent Brown (6), Chris Singleton (1), Richard Tardits (1), Ed Williams (1); LLB Richard Harvey (8), Johnny Rembert (5), V. Brown (3), RILB E. Reynolds (12), V. Brown (2), B. Williams (1), M. Hobby (1); ROLB A. Tippett (6), V. Brown (3), C. Singleton (3), E. Williams (2), R. Harvey (1), Ila Jarostchuk (1); LCB Ronnie Lippett (16); RCB Maurice Hurst (16); RD McSwain (12), Roland James (4); FS Fred Marion (16).

1990 Coaching Staff: Don Blackmon, Linebackers, Steve Crosby, Special Teams/Tight Ends, Bobby Grier, Offensive Backfield, RD Humenuik, Offensive Line, Dale Lindsey, Defensive Line, Steve Nelson, Linebackers, John Polonchek, QBs/Special Asst. to Head Coach, Jimmy Raye, Offensive Coordinator/ Quarterbacks, Jerry Simmons, Strength/ Conditioning, Charles Sumner, Defensive Coordinator/ Secondary, Richard Wood, Receivers.

Pro Bowl (1): T Bruce Armstrong (1).

PASSING	ATT	CMP	YARDS	CMP%	YDS/ATT	TD	TD%	INT	INT%	LG	SK/YDS	RATING
Wilson	265	139	1625	52.5	6.13	6	2.3	11	4.2	36t	29/228	61.6
Hodson	156	85	968	54.5	6.21	4	2.6	5	3.2	56	20/147	68.5
Grogan	92	50	615	54.3	6.68	4	4.3	3	3.3	48	9/68	76.1
Stephens	1	0	0	0.0	0.00	0	0.0	1	100.0	0	0/0	0.0
Patriots	514	274	3208	53.3	6.24	14	2.7	20	3.9	56	58/443	65.4
Opponents	374	218	3245	58.3	8.68	21	5.6	14	3.7	86t	33/224	89.9



1991 FINAL STATISTICS (6-10)

Head Coach: Dick MacPherson • Fourth in AFC East • Home Stadium: Foxboro Stadium

DATE	W/L	SCORE	OPPONENT	ATTENDANCE
9/01	W	16-7 at	Indianapolis	49,961
9/08	L	0-20	Cleveland	35,377
9/15	L	6-20 at	Pittsburgh	53,703
9/22	W	24-20	Houston	30,702
9/29	L	10-24 at	Phoenix	26,043
10/06	L	10-20	Miami	49,749
10/13			BYE WEEK	
10/20	W	26-23	Minnesota OT	45,367
10/27	L	6-9	Denver	43,994
11/03	L	17-22 at	Buffalo	78,278
11/10	L	20-30 at	Miami	56,065
11/17	L	21-28	N.Y. Jets	30,743
11/24	W	16-13	Buffalo	47,053
12/01	L	3-20 at	Denver	67,116
12/08	W	23-17	Indianapolis OT	20,131
12/15	W	6-3 at	N.Y. Jets	55,689
12/22	L	7-29	Cincinnati	46,394

Team Statistics

	PATS	OPP
TOTAL FIRST DOWNS	259	312
By Rushing	93	94
By Passing	155	199
By Penalty	11	19
Third Down: Md/Att.	72/213	95/228
Third Down: Eff.	33.8	41.7
Fourth Down: Md/Att.	6/13	4/14
Fourth Down: Eff.	46.2	28.6
POSSESSION AVG.	29:27	30:33
TOTAL NET YARDS	4473	5431
Avg. per Game	279.6	339.4
Total Offensive Plays	977	1050
Avg. per Play	4.4	5.9
NET YARDS RUSHING	1467	1579
Total Rushing Plays	433	460
Avg. per Game	91.7	98.7
NET YARDS PASSING	3006	3852
Avg. per Game	187.9	240.8
Sacked/Yards Lost	63/436	25/183
Gross Yards Passing	3442	4035
Att./Completions	481/284	565/335
Completion Pct.	59.0	59.3
Had Intercepted	22	12
PUNTS/AVERAGE	82/30.9	69/42.2
NET PUNTING AVG.	34.6	36.2
PENALTIES/YARDS	97/667	83/608
FUMBLES/BALLS LOST	34/20	31/19
TOUCHDOWNS	22	31
Rushing	9	5
Passing	11	25
Returns	2	1

Score by Periods	1	2	3	4	OT	Total
Patriots	40	55	23	84	9	211
Opponents	53	122	32	98	0	305

SCORING	TD	Ru	Pa	Rt	PAT	FG	S	TP
Stavrovsky	0	0	0	0	10/11	13/19	0	49
Baumann	0	0	0	0	9/10	7/10	0	30
Russell	4	4	0	0	0	0	0	24
Cook	3	0	3	0	0	0	0	18
Fryar	3	0	3	0	0	0	0	18
Vaughn	3	2	0	1	0	0	0	18
McMurtry	2	0	2	0	0	0	0	12
Stephens	2	0	2	0	0	0	0	12
Timpson	2	0	2	0	0	0	0	12
Childress	1	0	0	1	0	0	0	6
Coates	1	0	0	0	0	0	0	6
Millen	1	0	0	0	0	0	0	6
Patriots	22	9	11	2	19/21	20/29	0	211
Opponents	31	5	25	1	30/31	29/42	1	305

RUSHING	NO	YDS	AVG	LG	TD
Russell	266	959	3.6	24	4
Stephens	63	163	2.6	13	2
Vaughn	31	146	4.7	23	2
Millen	31	92	3.0	14	1
Hunter	18	53	2.9	9	0
Allen	13	50	3.8	11	0
Fryar	2	11	5.5	9	0
Adams	2	3	1.5	2	0
Chilton	1	0	0.0	0	0
Hodson	4	0	0.0	0	0
Timpson	1	-4	-4.0	-4	0
Coates	1	-6	-6.0	-6	0
Patriots	383	1398	3.7	29	4
Opponents	460	1598	3.4	37	5

RECEIVING	NO	YDS	AVG	LG	TD
Cook	82	808	9.9	49	3
Fryar	68	1,014	14.9	56t	3
McMurtry	41	614	15.0	40	2
Timpson	25	471	18.8	60t	2
Russell	18	81	4.5	18	0
Stephens	16	119	7.4	24	0
Hunter	11	97	8.8	25	0
Coates	10	95	9.5	17	1
Vaughn	9	89	9.9	32	0
Carpenter	3	45	15.0	23	0
Allen	1	9	9.0	9	0
Patriots	284	3442	12.1	60t	11
Opponents	335	4035	12.0	65t	25

INTERCEPTIONS	NO	YDS	AVG	LG	TD
Hurst	3	21	7.0	21	0
Marion	2	33	16.5	33	0
Lippett	2	27	13.5	27	0
Henderson	2	2	1.0	2	0
Washington	2	0	0.0	0	0
Tippett	1	10	10.0	10	0
Patriots	12	93	7.8	33	0
Opponents	22	154	7.0	27	0

PUNTING	NO	YDS	AVG	NET BT	IN20	LG	BLK
McCarthy	66	2650	40.2	35.7	3	17	93
Wagner	14	548	39.1	29.1	0	0	54
Patriots	82	3198	39.0	34.6	3	17	93
Opponents	69	2909	42.2	36.2	10	16	71

PUNT RETURNS	NO	FC	YDS	AVG	LG	TD
Henderson	27	10	201	7.4	39	0
Fryar	2	4	10	5.0	10	0
Pool	1	0	0	0.0	0	0
Zackery	1	0	0	0.0	0	0
Patriots	31	14	211	6.8	39	0
Opponents	37	20	303	8.2	40	1

KICK RETURNS	NO	YDS	AVG	LG	TD
Vaughn	34	717	21.1	99t	1
Allen	8	161	20.1	31	0
Martin	8	178	22.3	26	0
Hobby	2	0	0.0	0	0
Timpson	2	37	18.5	21	0
Coates	1	6	6.0	6	0
Rakoczy	1	9	9.0	9	0
Rembert	0	0	0.0	0	0
Patriots	56	1108	19.8	99t	1
Opponents	51	850	16.7	49	0

Sacks: Tippett 8.5, Veris 4.0, B. Williams 3.5, Brown 3.0, Agnew 2.0, Hobby 2.0, Howard 1.0, Singleton 1.0. Patriots, 25.0, Opponents, 63.0.

FIELD GOALS	1-19	20-29	30-39	40-49	50+
Stavrovsky	1/1	2/3	9/12	1/3	0/0
Baumann	0/0	2/2	1/3	4/4	0/1
Patriots	1/1	4/5	10/15	5/7	0/1
Opponents	2/2	12/14	7/7	8/17	0/2

Stavrovsky: (35G,39G,36G) (-) (45n, 33G,28G) (33G) (38n,39G) (37G) (38G, 36n,42G) (20G,17G,25n) (46n,36G,35n).

Baumann: (44G,37G) (39n) (51b,46G, 32n) (23G) (24G) (45G,41G) (-).

Opponents: (44wI,52wr,42wI,48b) (30G, 32G) (49G,32G) (28G,38G) (42N,47G) (47G,58n,25G) (23G,32G,47n,23G) (35G, 18G,47n,34G) (19G,47n,21G,42G) (21G, 42G,49n,44G) (-) (23G,29G) (20G, 24G) (43n,40G)(23n,23G,27n) (49G,25G).

Starters: Offense: WR Irving Fryar (15), Rob Carpenter (1); LT Bruce Armstrong (16); LG Elbert Crawford (16); C Gene Chilton (16); RG Danny Villa (10), Jon Melander (3), Gregg Rakoczy (2), Freddie Childress (1); RT Pat Harlow (16); TE Marv Cook (16); WR Greg McMurtry (12), Michael Timpson (2), Jon Vaughn (1); QB Hugh Millen (13), Tommy Hodson (3); RB Leonard Russell (15), John Stephens (1); FB Ivy Joe Hunter (11), J. Stephens (2); George Adams (1), J. Vaughn (1); 2nd TE Ben Coates (2).

Defense: LE Ray Agnew (9), Garin Veris (3), Brent Williams (3), Marion Hobby (1); NT Tim Goad (15), Fred Smerlas (1); RE B. Williams (13), R. Agnew (1), Sean Smith (1), G. Veris (1); LOLB Andre Tippett (16); LILB Eugene Lockhart (13), RILB Vincent Brown (16); ROLB Chris Singleton (11), David Howard (5); LCB Ronnie Lippett (13), Tim Gordon (1), Jerome Henderson (1), Mickey Washington (1); RCB Maurice Hurst (14), M. Washington (2); SS Harry Colon, T. Gordon (1), M. Washington (1); FS Fred Marion (11), T. Gordon (5); 5th DB David Pool (3).

1991 Coaching Staff: Joel Collier Asst. Running Backs/ Receivers, Joe Collier, Defensive Coordinator, Dick Coury, Offensive Coordinator, Ivan Fears, Wide Receivers, Norm Gerber, Inside Linebackers, Bobby Grier, Offensive Backfield, Rod Humenuik, Offensive Line, Stan Jones, Defensive Line, Myrel Moore, Outside Linebackers, Dante Scarnecchia, Special Teams/TE's, Dave Uyras, Asst. Special Teams/ Defensive Line, Charlie West, Defensive Backs.

Pro Bowl (2): T Bruce Armstrong (2), TE Marv Cook (1).

PASSING	ATT	CMP	YARDS	CMP%	YDS/ATT	TD	TD%	INT%	LG	SK/YDS	RATING
Millen	409	246	3073	60.1	7.51	9	2.2	18	4.4	60t	54/379
Hodson	68	36	345	52.9	5.07	1	1.5	4	5.9	32	9/57
Vaughn	2	1	13	50.0	6.50	1	50.0	0	0.0	13t	0/0
Fryar	1	0	0	0.0	0.00	0	0	0	0	0	0/0
McCarthy	1	1	11	100.0	11.0	0	0.0	0	0.0	11	0/0
Patriots	481	284	3442	59.0	7.16	11	2.3	22	4.6	60t	63/436
Opponents	565	335	4035	59.3	7.14	25	4.4	12	2.1	65t	25/183



1992 FINAL STATISTICS (2-14)

Head Coach: Dick MacPherson • Fifth in AFC East • Home Stadium: Foxboro Stadium

DATE	W/L	SCORE	OPPONENT	ATTENDANCE
9/06			BYE WEEK	
9/13	L	0-14	at L.A. Rams	40,402
9/20	L	6-10	Seattle	42,327
9/27	L	7-41	Buffalo	52,527
10/4	L	21-30	at N.Y. Jets	60,108
10/11	L	12-24	San Francisco	54,126
10/18	L	17-38	at Miami	57,282
10/25	L	17-19	Cleveland	32,219
11/01	L	7-16	at Buffalo	78,268
11/08	L	14-31	New Orleans	45,413
11/15	W	37-34	at Indianapolis OT	42,631
11/22	W	24-3	N.Y. Jets	27,642
11/29	L	0-34	at Atlanta	54,494
12/06	L	0-6	Indianapolis	19,429
12/13	L	20-27	at Kansas City	52,208
12/20	L	10-20	at Cincinnati	45,355
12/27	L	13-16	Miami OT	34,726

RUSHING	NO	YDS	AVG	LG	TD
Vaughn	113	451	4.0	36	1
Russell	123	390	3.2	23	2
Stephens	75	277	3.7	19	2
Lockwood	35	162	4.6	23	0
Millen	17	108	6.4	26	0
Zolak	18	71	3.9	19	0
Turner	10	40	4.0	11	0
Carlson	11	32	2.9	7	0
Hodson	5	11	2.2	5	0
Gash	5	7	1.4	4	1
Fryar	1	6	6.0	6	0
McMurtry	2	3	1.5	2	0
Coates	1	2	2.0	2	0
McCarthy	3	-10	-3.3	0	0
Patriots	419	1550	3.7	36	6
Opponents	521	1951	3.7	53	15

KICK RETURNS	NO	YDS	AVG	LG	TD
Stanley	29	529	18.2	40	0
Vaughn	20	564	28.2	100+	1
Lockwood	11	233	21.2	36	0
Timpson	2	28	14.0	28	0
Hobby	1	11	11.0	11	0
Turner	1	11	11.0	11	0
Patriots	64	1376	21.5	100+	1
Opponents	45	749	16.6	39	0

FIELD GOALS	1-19	20-29	30-39	40-49	50+
Baumann	2/2	4/4	3/7	2/4	0/0
Patriots	2/2	4/4	3/7	2/4	0/0
Opponents	0/0	9/10	11/16	6/12	1/3

Baumann: (38n) (-) (-) (39n) (24G,44G) (19G,44b) (30G) (-) (-) (36G,44G,18G) (32G) (48n) (37n) (38n) (27G) (25G,29G).

Opponents: (47n,39n,25n) (25G,33n) (42G,30G) (37G,40G,47G) (51n,36G) (34G) (29G,28G,21G,54n,44n,31n,32G) (-) (46G) (35n,42n,48G,33G) (27G) (43n, 26G,54G) (31n,30G,48G) (30G, 26G) (47n,42n,21G,39G) (38G,23G,35G).

Starters: Offense: WR Irving Fryar (14), Michael Timpson (2); LT Bruce Armstrong (8), Pat Harlow (8); LG Reggie Redding (14), Calvin Stephens (1), Larry Williams (1); C Gene Chilton (16); RG L. Williams (8), Eugene Chung (6), Gregg Rakoczy (2); RT P. Harlow (8), E. Chung (8); TE Marv Cook (15), Ben Coates (1); WR Greg McMurtry (15); QB Hugh Millen (7), Scott Zolak (4), Tommy Hodson (3), Jeff Carlson (2); RB Leonard Russell (10), Jon Vaughn (5), John Stephens (1); FB J. Stephens (15), Kevin Turner (1); 3rd TE B. Coates (1).

Defense: LE Ray Agnew (14), Tim Edwards (1), Marion Hobby (1); NT Tim Goad (16); RE Brent Williams (15), M. Hobby (1); LOLB Andre Tippett (13), Dwayne Sabb (2), Vincent Brown (1); LILB V. Brown (12), Johnny Rembert (2), David Howard (1), Eugene Lockhart (1); RILB J. Rembert (8), E. Lockhart (7); ROLB D. Howard (9), Chris Singleton (7); LCB David Pool (14), Jerome Henderson (2); RCB Maurice Hurst (16); SS Tim Gordon (7), Reggie Robbins (6), Roger Brown (2); J. Henderson (1); FS R. Robbins (9), J. Henderson (6), R. Brown (1).

1992 Coaching Staff: Joel Collier, Asst. Running Backs/ Receivers, Joe Collier, Defensive Coordinator, Dick Coury, Offensive Coordinator, Ivan Fears, Wide Receivers, Norm Gerber, Inside Linebackers, Bobby Grier, Offensive Backfield, Rod Humenuik, Offensive Line, Stan Jones, Defensive Line, Myrel Moore, Outside Linebackers, Dante Scarnechia, Special Teams/TE's , Dave Uyrus, Asst. Special Teams/Defensive Line, Charlie West, Defensive Backs.

Pro Bowl (1): TE Marv Cook (2).

RECEIVING	NO	YDS	AVG	LG	TD
Fryar	55	791	14.4	54	4
Cook	52	413	7.9	27	2
McMurtry	35	424	12.1	65+	1
Timpson	26	315	12.1	25	1
Stephens	21	161	7.7	32	0
Coates	20	171	8.6	22	3
Vaughn	13	84	6.5	28	0
Russell	11	24	2.2	12	0
Turner	7	52	7.4	19	2
Stanley	3	63	21.0	36	0
Hodson	1	-6	-6.0	-6	0
Patriots	244	2492	10.2	65+	13
Opponents	258	3211	12.4	56	22

INTERCEPTIONS	NO	YDS	AVG	LG	TD
Henderson	3	43	14.3	34	0
Hurst	3	29	9.7	27	0
Pool	2	54	27.0	41+	1
Robbins	2	27	13.5	20	0
Singleton	1	82	82.0	82+	1
Brown	1	49	49.0	49+	1
Howard	1	1	1.0	1	0
Smith	1	0	0.0	0	0
Patriots	14	285	20.4	82+	3
Opponents	19	232	12.2	47	0

PUNTING	NO	YDS	AVG	NET	TB	IN20	LG	BLK
McCarthy	103	4212	40.9	35.4	4	18	61	0
Patriots	103	4212	40.9	35.4	4	18	61	0
Opponents	75	3045	40.6	35.3	6	27	59	0

PUNT RETURNS	NO	FC	YDS	AVG	LG	TD
Stanley	28	17	227	8.1	50	0
Timpson	8	2	47	5.9	14	0
Lambert	1	0	0	0.0	0	0
Fryar	0	1	0	0.0	0	0
Patriots	37	20	274	7.4	50	0
Opponents	59	21	484	8.2	53+	1

Sacks: Tippett 7.0, B. Williams 4.0, Goad 2.5, Agnew 1.0, Edwards 1.0, Howard 1.0, Lambert 1.0, Rembert 1.0, Sabb 1.0, Brown 0.5. Patriots 20.0, Opponents 65.0.

Team Statistics

	PATS	OPP
TOTAL FIRST DOWNS	215	292
By Rushing	71	112
By Passing	130	149
By Penalty	14	31
Third Down: Md/Att.	72/223	77/214
Third Down: Eff.	32.3	36.0
Fourth Down: Md/Att.	8/19	6/15
Fourth Down: Eff.	42.1	40.0

POSSESSION AVG. **28.28** **31.32**

TOTAL NET YARDS **3584** **5048**

Avg. per Game 224.0 315.5

Total Offensive Plays 928 1000

Avg. per Play 3.9 5.0

NET YARDS RUSHING **1550** **1951**

Total Rushing Plays 419 521

Avg. per Game 96.6 121.9

NET YARDS PASSING **2034** **3097**

Avg. per Game 127.1 193.6

Sacked/Yards Lost 65/458 20/114

Gross Yards Passing 2492 3211

Att./Completions 444/244 459/258

Completion Pct. 55.0 56.2

Had Intercepted 19 14

PUNTS/AVERAGE **103/40.9** **75/40.6**

NET PUNTING AVG. **35.4** **35.3**

PENALTIES/YARDS **111/1051** **90/673**

FUMBLES/BALLS LOST **43/26** **30/15**

TOUCHDOWNS **25** **40**

Rushing 6 15

Passing 13 32

Returns 6 3

Score by Periods

Patriots **61** **51** **32** **58** **3** **205**

Opponents **84** **80** **88** **108** **3** **363**

SCORING **TD** **R** **Pa** **Rt** **PAT** **FG** **S** **TP**

Baumann 0 0 0 0 22/24 11/17 0 55

Fryar 4 0 0 0 0 0 0 24

Coates 3 0 3 0 0 0 0 18

Brown 2 0 0 2 0 0 0 12

Cook 2 0 2 0 0 0 0 12

Russell 2 2 0 0 0 0 0 12

Stephens 2 2 0 0 0 0 0 12

Turner 2 0 2 0 0 0 0 12

Vaughn 2 1 0 1 0 0 0 12

Gash 1 1 0 0 0 0 0 6

Goad 1 0 0 1 0 0 0 6

McMurtry 1 0 1 0 0 0 0 6

Pool 1 0 0 1 0 0 0 6

Singleton 1 0 0 1 0 0 0 6

Timpson 1 0 1 0 0 0 0 6

Patriots **25** **6** **13** **6** **22/25** **11/17** **0** **205**

Opponents **40** **15** **22** **3** **40/40** **27/41** **1** **363**

PASSING	ATT	CMP	YARDS	CMP%	YDS/ATT	TD	TD%	INT	INT%	LG	SK/YDS	RATING
Millen	203	124	1203	61.1	5.93	8	3.9	10	4.9	39	33/204	70.3
Zolak	100	52	561	52.0	5.61	2	2.0	4	4.0	65+	17/137	58.8
Hodson	91	50	496	54.9	5.45	2	2.2	2	2.2	54+	12/96	68.8
Carlson	49	18	232	36.7	4.73	1	2.0	3	6.1	40	3/21	33.7
McMurtry	1	0	0	0.0	0.00	0	0.0	0	0.0	0	0/0	39.6
Patriots	444	244	2492	55.0	5.61	13	2.9	19	4.3	65+	65/458	63.2
Opponents	459	258	3211	56.2	7.00	22	4.8	14	3.1	56	20/114	81.3



1993 FINAL STATISTICS (5-11)

Head Coach: Bill Parcells • Fourth in AFC East • Home Stadium: Foxboro Stadium

DATE	W/L	SCORE	OPPONENT	ATTENDANCE
9/05	L	14-38	at Buffalo	79,751
9/12	L	16-19	Detroit OT	54,151
9/19	L	14-17	Seattle	50,392
9/26	L	7-45	at N.Y. Jets	64,836
10/03			BYE WEEK	
10/10	W	23-21	at Phoenix	36,115
10/17	L	14-28	Houston	51,037
10/24	L	9-10	at Seattle	56,526
10/31	L	6-9	at Indianapolis	46,522
11/07	L	10-13	Buffalo OT	54,326
11/14			BYE WEEK	
11/21	L	13-17	at Miami	59,982
11/28	L	0-6	N.Y. Jets	42,810
12/05	L	14-17	at Pittsburgh	51,358
12/12	W	7-2	Cincinnati	29,794
12/19	W	20-17	at Cleveland	48,618
12/26	W	38-0	Indianapolis	26,571
1/02	W	33-27	Miami OT	53,883

Team Statistics

	PATS	OPP
TOTAL FIRST DOWNS	315	269
By Rushing	116	97
By Passing	169	161
By Penalty	30	11
Third Down: Md/Att.	92/237	96/231
Third Down: Eff.	38.8	41.6
Fourth Down: Md/Att.	13/27	5/13
Fourth Down: Eff.	48.1	38.5
POSSESSION AVG.	29:43	30:17
TOTAL NET YARDS	5065	4796
Avg. per Game	316.6	299.8
Total Offensive Plays	1091	1013
Avg. per Play	4.6	4.7
NET YARDS RUSHING	1780	1951
Total Rushing Plays	502	505
Avg. per Game	111.3	121.9
NET YARDS PASSING	3285	2845
Avg. per Game	205.3	177.8
Sacked/Yards Lost	23/127	34/242
Gross Yards Passing	3412	3087
Att./Completions	566/289	474/280
Completion Pct.	51.1	59.1
Had Intercepted	24	13
PUNTS/AVERAGE	76/40.7	90/41.2
NET PUNTING AVG.	34.8	34.7
PENALTIES/YARDS	65/468	111/803
FUMBLES/BALLS LOST	30/10	20/9
TOUCHDOWNS	26	32
Rushing	9	9
Passing	17	20
Returns	0	3
Score by Periods	1 2 3 4 OT Total	1 2 3 4 OT Total
Patriots	33 60 54 85 6	238
Opponents	41 103 26 110 6	286

SCORING	TD	Ru	Pa	Rt	PAT	FG	S	TP
Sisson	0	0	0	0	15/15	14/26	0	57
Coates	8	0	8	0			0	48
Russell	7	7	0	0			0	42
Bahr	0	0	0	0	10/10	5/5	0	25
Brisby	2	0	2	0			0	12
Timpson	2	0	2	0			0	12
Turner	2	0	2	0			0	12
Cook	1	0	1	0			0	6
Crittenden	1	0	1	0			0	6
Croom	1	1	0	0			0	6
Gash	1	1	0	0			0	6
McMurtry	1	0	1	0			0	6
Patriots	26	9	17	0	25/25	19/31	0	238
Opponents	32	9	20	3	32/32	20/24	1	286

RUSHING	NO	YDS	AVG	LG	TD
Russell	300	1088	3.6	21	7
Turner	50	231	4.6	49	0
Croom	60	198	3.3	22	1
Gash	48	149	3.1	14	1
Bledsoe	32	82	2.6	15	0
Secules	8	33	4.1	13	0
Saxon	2	2	1.0	2	0
Zolak	1	0	0.0	0	0
Crittenden	1	-3	-3.0	-3	0
Patriots	502	1780	3.5	49	9
Opponents	505	1951	3.9	57	9

RECEIVING	NO	YDS	AVG	LG	TD
Coates	53	659	12.4	54t	8
Brisby	45	626	13.9	39	2
Timpson	42	654	15.6	48	2
Turner	39	333	8.5	26	2
Russell	26	245	9.4	69	0
McMurtry	22	241	11.0	20	1
Cook	22	154	7.0	17	1
Crittenden	16	293	18.3	44	1
Gash	14	93	6.6	15	0
Croom	8	92	11.5	21	0
T. Brown	2	22	11.0	14	0
Patriots	289	3412	11.8	82	17
Opponents	280	3087	11.0	56	20

INTERCEPTIONS	NO	YDS	AVG	LG	TD
Hurst	4	53	13.3	24	0
Wren	3	-7	-2.3	2	0
Barnett	1	40	40.0	40	0
V. Brown	1	24	24.0	24	0
Collins	1	8	8.0	8	0
Thompson	1	4	4.0	4	0
Lambert	1	0	0.0	0	0
Ray	1	0	0.0	0	0
Patriots	13	122	9.4	40	0
Opponents	24	201	8.4	34	1

PUNTING	NO	YDS	AVG	NET	YB	IN20	LG	BLK
Saxon	73	3096	42.4	34.8	7	25	59	3
Patriots	76	3096	40.7	34.8	7	25	59	3
Opponents	90	3709	41.2	34.7	6	19	58	0

PUNT RETURNS	NO	FC	YDS	AVG	LG	TD
T. Brown	25	9	224	9.0	19	0
Harris	23	4	201	8.7	21	0
Crittenden	2	1	37	18.5	30	0
Smith	1	0	0	0.0	0	0
Patriots	51	14	462	9.1	30	0
Opponents	34	6	313	9.2	47t	1

KICK RETURNS	NO	YDS	AVG	LG	TD
Crittenden	23	478	20.8	44	0
T. Brown	15	243	16.2	29	0
Harris	6	90	15.0	19	0
Sabb	2	0	0.0	0	0
Cook	1	8	8.0	8	0
Coates	0	0	0.0	0	0
Patriots	47	819	17.4	44	0
Opponents	44	921	20.9	42	0

Sacks: Slade 9.0, Tippet 8.5, A. Jones 3.5, Pitts 3.0, Sabb 2.0, Williams 2.0, Agnew 1.5, Brown 1.0, Collins 1.0, Hurst 1.0, Thompson 1.0, Goad 0.5. Patriots, 34.0, Opponents, 23.0.

FIELD GOALS	1-19	20-29	30-39	40-49	50+
Sisson	1/1	8/13	3/4	2/6	0/2
Bahr	1/1	1/1	3/3	0/0	0/0
Patriots	2/2	9/14	6/7	2/6	0/2
Opponents	0/0	12/12	7/7	1/2	0/3

Sisson: (-) (26G,21G,32G,28wr) (54s) (-) (37wl,29G,23G,31G) (42b) (48s,41wr,36G,25G,19G) (40G,45wl,26G) (28wr, 27G) (28G,26wl,40G) (54wl,28b) (-) (27wr).

Bahr: (23G,34G) (19G) (31G,37G).

Opponents: (28G) (52wr,22G,26G,23G, 38G) (52wl,24G) (53wl,42G) (-) (-) (30G) (27G,38G,37G) (40wl,27G,32G) (23G) (33G,23G) (35G) (-) (23G) (-) (29G,24G).

Starters: Offense: WR Vincent Brisby (12), Ray Crittenden (1); LT Bruce Armstrong (16); LG Eugene Chung (16); C Mike Arthur (12), Bill Lewis (5); RG Rich Baldinger (15), Todd Rucci (1); RT Pat Harlow (16); TE Marv Cook (12), Ben Coates (4); WR Greg McMurtry (8), Michael Timpson (7); QB Drew Bledsoe (12), Scott Secules (4); RB Leonard Russell (15), Corey Croom (1); FB Kevin Turner (9), Sam Gash (4); 2nd TE B. Coates (6); 3rd WR R. Crittenden (1).

Defense: LE Mike Pitts (15), Ray Agnew (1); NT Tim Goad (15); RE John Washington (13), Brent Williams (2); LOLB Andre Tippet (16); LILB Vincent Brown (16); RILB Todd Collins (12), Chris Singleton (4); ROLB Dwayne Sabb (7), Chris Slade (5), Aaron Jones (1); LCB Rod Smith (7), Daryl Wren (5), Reyna Thompson (4); RCB Maurice Hurst (16); SS Corwin Brown (12), Adrian White (4); FS Harlon Barnett (12), Dion Lambert (3), Terry Ray (1).

1993 Coaching Staff: Dave Atkins, Offensive Backs, Romeo Crennel, Defensive Line, Al Groh, Defensive Coordinator/Linebackers, Fred Hoaglin, Offensive Line, Chris Palmer, Wide Receivers, Johnny Parker, Strength/ Conditioning, Ray Perkins, Offensive Coordinator, Dante Scarnecchia, Special Assistant, Mike Sweatman, Special Teams, Bob Trott, Defensive Backs, Charlie Weis, Tight Ends.

Pro Bowl (0)

PASSING	ATT	CMP	YARDS	CMP%	YDS/ATT	TD	TD%	INT	INT%	LG	SK/YDS	RATING
Bledsoe	429	214	2494	49.9	5.81	15	3.5	15	3.5	54t	16/99	65.0
Secules	134	75	918	56.0	6.85	2	1.5	9	6.7	82	7/28	54.3
Zolak	2	0	0	0.0	0.00	0	0.0	0	0.0	0	0/0	39.6
Turner	1	0	0	0.0	0.00	0	0.0	0	0.0	0	0/0	39.6
Patriots	566	289	3412	51.1	6.03	17	3.0	24	4.2	82	23/127	62.1
Opponents	474	280	3087	59.1	6.51	20	4.2	13	2.7	56	34/242	81.1



1994 FINAL STATISTICS (10-6)

Head Coach: Bill Parcells • Second in AFC East (Wild Card Playoff Qualifier) • Home Stadium: Foxboro Stadium

DATE	W/L	SCORE	OPPONENT	ATTENDANCE
9/04	L	35-39	at Miami	69,613
9/11	L	35-38	Buffalo	60,274
9/18	W	31-28	at Cincinnati	46,640
9/25	W	23-17	at Detroit	59,618
10/02	W	17-16	Green Bay	57,522
10/09	L	17-21	L.A. Raiders	59,889
10/16	L	17-24	at N.Y. Jets	71,123
10/23			BYE WEEK	
10/30	L	3-23	Miami	59,167
11/06	L	6-13	at Cleveland	73,878
11/13	W	26-20	Minnesota OT	58,382
11/20	W	23-17	San Diego	59,690
11/27	W	12-10	at Indianapolis	43,839
12/04	W	24-13	N.Y. Jets	60,138
12/11	W	28-13	Indianapolis	57,656
12/18	W	41-17	at Buffalo	56,784
12/24	W	13-3	at Chicago	60,178
AFC PLAYOFFS				
1/01	L	13-20	at Cleveland	77,452

RUSHING	NO	YDS	AVG	LG	TD
Butts	243	703	2.9	26	8
Thompson	102	312	3.1	13	2
Turner	36	111	3.1	13	1
Gash	30	86	2.9	10	0
Thomas	19	67	3.5	13	1
Bledsoe	44	40	0.9	7	0
Timpson	2	14	7.0	10	0
Coates	1	0	0.0	0	0
Zolak	1	-1	-1.0	-1	0
Patriots	478	1332	2.8	26	12
Opponents	422	1760	4.2	52	11

RECEIVING	NO	YDS	AVG	LG	TD
Coates	96	1174	12.2	62t	7
Timpson	74	941	12.7	37	3
Thompson	65	465	7.2	27t	5
Brisby	58	904	15.6	43	5
Turner	52	471	9.1	32	2
Crittenden	28	379	13.5	32	3
Burke	9	86	9.6	17	0
Gash	9	61	6.8	19	0
Butts	9	54	6.0	15	0
Hawkins	2	22	11.0	14	0
Thomas	2	15	7.5	9	0
Harris	1	11	11.0	11	0
Patriots	405	4583	11.3	62t	25
Opponents	298	3737	12.5	65t	21

INTERCEPTIONS	NO	YDS	AVG	LG	TD
Hurst	7	68	9.7	24	0
H. Barnett	3	51	17.0	24	0
V. Brown	3	22	7.3	12	0
Guyton	2	18	9.0	15	0
Smith	2	10	5.0	10	0
Sabb	2	6	3.0	5	0
Whigham	1	21	21.0	21	0
Reynolds	1	11	11.0	11t	1
Ray	1	2	2.0	2	0
Patriots	22	209	9.5	24	1
Opponents	27	252	9.3	90t	2

PUNTING	NO	YDS	AVG	NET	TB	IN20	LG	BLK
O'Neill	69	2841	41.2	35.7	6	25	67	0
Patriots	69	2841	41.2	35.7	6	25	67	0
Opponents	83	3333	40.2	34.6	4	21	53	0

PUNT RETURNS	NO	FC	YDS	AVG	LG	TD
T. Brown	24	10	202	8.4	38	0
Crittenden	19	6	155	8.2	26	0
Harris	3	0	26	8.7	12	0
Patriots	46	16	383	8.3	38	0
Opponents	34	9	260	7.6	30	0

KICK RETURNS	NO	YDS	AVG	LG	TD
Crittenden	24	460	19.2	36	0
Thompson	18	376	20.9	30	0
Groom	10	172	17.2	24	0
Burke	3	11	3.7	6	0
Thomas	3	40	13.3	16	0
T. Brown	1	14	14.0	14	0
DeOssie	1	14	14.0	14	0
Gash	1	9	9.0	9	0
Guyton	1	-1	-1.0	-1	0
Timpson	1	28	28.0	28	0
Patriots	63	1123	17.8	36	0
Opponents	63	1375	21.8	80t	1

Sacks: Slade 9.5, M. Jones 6.0, McGinest 4.5, A. Jones 4.0, Sabb, 3.5, Goad 3.0, Hurst 2.0, Reynolds 2.0, V. Brown 1.5, T. Barnett 1.0, Pitts 1.0, Agnew 0.5, Smith 0.5. Patriots 39.0, Opponents 22.0.

FIELD GOALS	1-19	20-29	30-39	40-49	50+
Bahr	0/0	14/14	9/12	4/8	0/0
O'Neill	0/0	0/0	0/0	0/1	0/0
Patriots	0/0	14/14	9/12	4/9	0/0
Opponents	0/0	5/5	5/8	8/10	2/2

Bahr: (-) (-) (43G, 246, 28G, 35G) (20G, 28G, 21G) (48s, 32w, 33G) (24G) (40G) (48G) (20G, 39G) (38G, 39w, 23G) (44w, 39G, 48w, 38G, 23G) (22G, 37G, 25G, 42G) (33G) (36w) (33G, 20G) (29G, 22G, 46w).

O'Neill: (-) (-) (-) (-) (-) (-) (47s) (-) (-) (-) (-) (-) (-) (-) (-).

Opponents: (42G) (32G) (-) (27G) (27G) (-) (32w, 37G) (44G, 50G, 48G) (33G, 41G) (40G, 33G) (48s, 34G) (42w, 50G) (46G, 26G) (27G, 47G) (24G) (44G, 38B, 36w).

Starters: Offense: WR Vincent Brisby (11), Ray Crittenden (11); LT Bruce Armstrong (16); LG Bob Kratch (16); C Mike Arthur (11), Mike Gisle (5); RG Todd Rucci (10), Doug Skene (6); RT Pat Harlow (16); TE Ben Coates (16); WR Michael Timpson (14), R. Crittenden (1); QB Drew Bledsoe (16); RB Marion Butts (15), Leroy Thompson (1); FB Kevin Turner (9), Sam Gash (6); 2nd TE John Burke (6).

Defense: LE Mike Pitts (16); NT Tim Goad (13), Ray Agnew (3); RE Mike Jones (16); LOLB Dwayne Sabb (8), Willie McGinest (7); LILB Vincent Brown (16); RILB Todd Collins (7), David Bavaro (5); Marty Moore (4); ROLB Chris Slade (16); LCB Ricky Reynolds (10), Rod Smith (6); RCB Maurice Hurst (16); SS Harlon Barnett (16); FS Myron Guyton (16); 5th DB R. Smith (1).

1994 Coaching Staff: Maurice Carthon, Offensive Assistant, Romeo Crennel, Defensive Line, Al Groh, Defensive Coordinator/ Linebackers, Fred Hoaglin, Offensive Line, Chris Palmer, Wide Receivers, Johnny Parker, Strength/ Conditioning, Ray Perkins, Offensive Coordinator, Mike Pope, Running Backs, Dante Scarnecchia, Special Assistant, Mike Sweatman, Special Teams, Bob Trott, Defensive Backs, Charlie Weis, Tight Ends.

Pro Bowl (3): T. Bruce Armstrong (3), QB Drew Bledsoe (1), TE Ben Coates (1).

Team Statistics

	PATS	OPP
TOTAL FIRST DOWNS	348	280
By Rushing	83	86
By Passing	243	173
By Penalty	22	21
Third Down: Md/Att.	106/257	72/215
Third Down: Eff.	41.2	33.5
Fourth Down: Md/Att.	18/35	6/16
Fourth Down: Eff.	51.4	37.5
POSSESSION AVG.	32.08	27.52
TOTAL NET YARDS	5776	5207
Avg. per Game	361.0	325.4
Total Offensive Plays	1199	1006
Avg. per Play	4.8	5.2
NET YARDS RUSHING	1332	1760
Total Rushing Plays	478	422
Avg. per Game	83.3	110.0
NET YARDS PASSING	4444	3447
Avg. per Game	277.8	215.4
Sacked/Yards Lost	22/139	39/290
Gross Yards Passing	4583	3737
Att./Completions	699/405	545/298
Completion Pct.	57.9	54.7
Had Intercepted	27	22
PUNTS/AVERAGE	69/41.2	83/40.2
NET PUNTING AVG.	35.7	34.6
PENALTIES/YARDS	78/597	111/795
FUMBLES/BALLS LOST	28/11	34/18
TOUCHDOWNS	39	36
Rushing	12	11
Passing	25	21
Returns	2	4

Score by Periods	1	2	3	4	OT	Total
Patriots	46	95	94	110	6	351
Opponents	53	133	56	70	0	312

SCORING	TD	Ru	Pa	Rt	PAT	FG	S	TP
Bahr	0	0	0	0	36/36	27/34	0	117
Butts	8	8	0	0	0	0	48	0
Coates	7	0	7	0	0	0	42	0
Thompson	7	2	5	0	0	0	42	0
Brisby	5	0	5	0	0	0	30	0
Crittenden	3	0	3	0	0	0	18	0
Timpson	3	0	3	0	0	0	18	0
Turner	3	1	2	0	0	0	18	0
Reynolds	2	0	0	2	0	0	12	0
Thomas	1	1	0	0	0	0	6	0
O'Neill	0	0	0	0	0/0	0/1	0	0
Patriots	39	12	25	2	36/36	27/35	0	351
Opponents	36	11	21	4	32/33	20/25	0	312

2-Pt. Conversions: Patriots 0-2, Opp. 2-3.

PASSING	ATT	CMP	YARDS	CMP%	YDS/ATT	TD	TD%	INT	INT%	LG	SK/YDS	RATING
Bledsoe	691	400	4555	57.9	6.59	25	3.6	27	3.9	62t	22/139	73.6
Zolak	8	5	28	62.5	3.50	0	0.0	0	0.0	13	0/0	68.8
Patriots	699	405	4583	57.9	6.56	25	3.6	27	3.9	62t	22/139	73.5
Opponents	545	298	3737	54.7	6.86	21	3.9	22	4.0	65t	39/290	72.2



1995 FINAL STATISTICS (6-10)

Head Coach: Bill Parcells • Fourth in AFC East • Home Stadium: Foxboro Stadium

DATE	W/L	SCORE	OPPONENT	ATTENDANCE
9/03	W	17-14	Cleveland	60,126
9/10	L	3-20	Miami	60,239
9/17	L	3-28	at San Francisco	66,179
9/24			BYE WEEK	
10/01	L	17-30	at Atlanta	47,114
10/08	L	3-37	Denver	60,074
10/15	L	26-31	at Kansas City	77,992
10/23	W	27-14	Buffalo	60,203
10/29	L	17-20	Carolina OT	60,064
11/05	W	20-7	at N.Y. Jets	61,462
11/12	W	34-17	at Miami	70,339
11/19	L	10-24	Indianapolis	59,544
11/26	W	35-25	at Buffalo	69,384
12/03	L	17-31	New Orleans	59,876
12/10	W	31-28	N.Y. Jets	46,617
12/16	L	27-41	at Pittsburgh	57,158
12/23	L	7-10	at Indianapolis	54,685

Team Statistics

	PATS	OPP
TOTAL FIRST DOWNS	335	308
Rushing	106	106
Passing	207	181
Penalty	22	21
3rd Down: Made/Att.	99/260	80/215
3rd Down %	38.1	37.2
4th Down: Made/Att.	17/39	7/13
4th Down %	43.6	53.8
POSSESSION AVG.	29:33	30:27
TOTAL NET YARDS	5457	5764
Avg. Per Game	341.1	360.3
Total Plays	1187	1034
Avg. Per Play	4.6	5.6
NET YARDS RUSHING	1866	1878
Avg. Per Game	116.6	117.4
Total Rushes	474	448
NET YARDS PASSING	3591	3886
Avg. Per Game	224.4	242.9
Sacked/Yds Lost	27/198	37/221
Gross Yards	3,789	4,107
Att./Completions	686/351	549/342
Completion Pct.	51.2	62.3
Had Intercepted	16	15
PUNTS/ AVERAGE	79/39.2	86/38.8
NET PUNTING AVG.	79/32.9	86/32.0
PENALTIES/YARDS	84/676	104/816
FUMBLES/BALLS LOST	32/20	44/14
TOUCHDOWNS	32	24
Rushing	16	12
Passing	14	29
Returns	2	3
Score by Periods	1 2 3 4 OT Total	0 1 2 3 4 OT Total
Patriots	49 84 59 102 0 294	
Opponents	60 143 72 99 3 377	
SCORING	TD Ru Pa Rt PAT FG S TP	TD Ru Pa Rt PAT FG S TP
Bahr	0 0 0 0 0 27/27 23/33 0 96	
Martin	15 14 1 0 0 0 0 92	
Coates	6 0 6 0 0 0 0 36	
Brisby	3 0 3 0 0 0 0 18	
Meggett	2 2 0 0 0 0 0 16	
Graham	2 0 2 0 0 0 0 0	
12 T. Brown	1 0 0 1 0 0 0 6	
6 Gash	1 0 1 0 0 0 0 6	
W. Moore	1 0 1 0 0 0 0 6	
Slade	1 0 0 1 0 0 0 6	
Patriots	32 16 14 2 27/27 23/33 0 294	
Opponents	44 12 29 3 40/41 23/32 0 377	

2-Pt. Conversions: Meggett 2, Martin. Patriots
3-5, Opp. 2-3.

RUSHING	NO	YDS	AVG	LG	TD
Martin	368	1487	4.0	49	14
Meggett	60	250	4.2	25	2
Croom	13	54	4.2	12	0
Bledsoe	20	28	1.4	15	0
Gash	8	24	3.0	9	0
Zolak	4	19	4.8	12	0
Lee	1	4	4.0	4	0
Patriots	474	1,866	3.9	49	16
Opponents	448	1,878	4.2	66	12

RECEIVING	NO	YDS	AVG	LG	TD
Coates	84	915	10.9	35	6
Brisby	66	974	14.8	72	3
Meggett	52	334	6.4	19	0
W. Moore	43	502	11.7	33	1
Martin	30	261	8.7	27	1
Gash	26	242	9.3	30	1
Burke	15	136	9.1	21	0
T. Brown	14	159	11.4	31	0
Graham	10	156	15.6	37	2
Lee	8	107	13.4	33	0
Croom	1	8	8.0	8	0
Grant	1	4	4.0	4	0
Bledsoe	1	-9	-9.0	-9	0
Patriots	351	3,789	10.8	72	14
Opponents	342	4,107	12.0	70	29

INTERCEPTIONS	NO	YDS	AVG	LG	TD
V. Brown	4	1	0.3	1	0
Guyton	3	68	22.7	45	0
Law	3	47	15.7	38	0
Reynolds	3	6	2.0	4	0
Ray	1	21	21.0	21	0
Hurst	1	0	0.0	0	0
Patriots	15	143	9.5	45	0
Opponents	16	161	10.1	69	1

PUNTING	NO	YDS	AVG	NET BT	IN20	LG	BLK
O'Neill	41	1514	36.9	31.2	3	14	57
Wagner	37	1557	42.1	35.4	4	13	57
Bahr	1	29	29.0	9.0	1	0	29
Patriots	79	3100	39.2	32.9	8	27	57
Opponents	86	3339	38.8	32.0	10	21	64

PUNT RETURNS	NO	FC	YDS	AVG	LG	TD
Meggett	45	17	383	8.5	23	0
Patriots	45	17	383	8.5	23	0
Opponents	40	11	342	8.6	42	0

KICK RETURNS	NO	YDS	AVG	LG	TD
Meggett	38	964	25.4	62	0
T. Brown	31	672	21.7	38	0
Gisler	2	19	9.5	11	0
Lee	1	14	14.0	14	0
Frish	1	8	8.0	8	0
Burke	1	7	7.0	7	0
Grant	1	7	7.0	7	0
Patriots	75	1,691	22.5	62	0
Opponents	67	1,405	21.0	58	0

Sacks: McGinest 11.0, V. Brown 4.0, Collons 4.0, Slade 4.0, M. Jones 3.0, Reynolds 2.5, Barnett 2.0, Lewis 1.5, White 1.5, A. Jones 1.0, Law 1.0, T. Roberts 1.0, Johnson 0.5. Patriots 37.0, Opponents 27.0

FIELD GOALS	1-19	20-29	30-39	40-49	50+
Bahr	1/2	12/12	3/7	5/7	2/5
Patriots	1/2	12/12	3/7	5/7	2/5
Opponents	1/1	7/8	11/15	1/4	3/4

Bahr: (21G, 21G, 28G), (29G), (34WR, 43G), (27G), (51G), (29G, 20G), (39G, 42B, 24G), (19S), (41G, 29G), (19G, 55G, 47G), (41G), (29G, 43G), (39G, 43WL), (31WR, 35WL, 30WL, 31G), (23G, 22G), (54S, 55S, 50S).

Opponents: (-), (22G, 54B, 19G), (-), (34G, 54G, 31G, 32G, 33G), (37G, 31G, 51G), (27G), (23G, 23G, 47WL), (38WR, 27G, 39WR, 29G), (-), (29WL, 36G), (36G), (51G, 48G), (24G), (33WR), (43WL, 32G, 32G), (44WL, 35WR, 30G).

Starters: Offense: WR Vincent Brisby (16); LT Bruce Armstrong (16); LG William Roberts (11), Bob Kratch (5); C David Wohlabaugh (11), Jeff Dellenbach (5); RG B. Kratch (11), Todd Rucci (5); RT Max Lane (16); TE Ben Coates (15), John Burke (1); WR Will Moore (13), Kevin Lee (2), Hason Graham (1); QB Drew Bledsoe (15), Scott Zolak (1); RB Curtis Martin (15), Corey Croom (1); FB Sam Gash (12), Robert Grant (1); 2nd TE J. Burke (3).

Defense: LE Tim Roberts (12), Ferric Collons (3); NT Reggie White (7), Bruce Walker (5), Mike Jones (3); RE Troy Barnett (4); F. Collons (1); LOLB Willie McGinest (16); LILB Vincent Brown (16); RILB Ted Johnson (12), Marty Moore (2), Bobby Abrams (1); ROLB Chris Slade (16); LCB Ricky Reynolds (16); RCB Maurice Hurst (10), Ty Law (6); SS Terry Ray (12), Myron Guyton (4); FS M. Guyton (10), T. Ray (4), Corwin Brown (2); 5th DB Vernon Lewis (2); 6th DB T. Law (1).

1995 Coaching Staff: Maurice Carthon, Offensive Assistant, Romeo Crennel, Defensive Line, Al Groh, Defensive Coordinator/ Linebackers, Fred Hoaglin, Offensive Line, Chris Palmer, Wide Receivers, Johnny Parker, Strength/ Conditioning, Ray Perkins, Offensive Coordinator, Mike Pope, Tight Ends, Dante Scarneccia, Defensive Asst./LB's, Mike Sweatman, Special Teams, Bob Trot, Defensive Backs, Charlie Weis, Running Backs.

Pro Bowl (3): T. Bruce Armstrong (4), TE Ben Coates (2), RB Curtis Martin (1).

PASSING	ATT	CMP	YARDS	CMP%	YDS/ATT	TD	TD%	INT	INT%	LG	SK/YDS	RATING
Bledsoe	636	323	3507	50.8	5.51	13	2.0	16	2.5	47	23/170	63.7
Zolak	49	28	282	57.1	5.76	1	2.0	0	0.0	72	4/28	80.5
Meggett	1	0	0	0.0	0.00	0	0.0	0	0.0	0	0/0	39.6
Patriots	686	351	3789	51.2	5.52	14	2.0	16	2.3	72	27/198	64.8
Opponents	549	342	4107	62.3	7.48	29	5.3	15	2.7	70	37/221	91.4



1996 FINAL STATISTICS (11-5)

Head Coach: Bill Parcells • AFC East Division Champions • Home Stadium: Foxboro Stadium

DATE	W/L	SCORE	OPPONENT	ATTENDANCE
9/01	L	10-24	at Miami	71,542
9/08	L	10-17	at Buffalo	78,104
9/15	W	31-0	Arizona	59,416
9/22	W	28-25	Jacksonville OT	59,448
9/29			BYE WEEK	
10/06	W	46-38	at Baltimore	63,569
10/13	L	22-27	Washington	59,638
10/20	W	27-9	at Indianapolis	58,725
10/27	W	28-25	Buffalo	58,858
11/03	W	42-23	Miami	58,942
11/10	W	31-27	at N.Y. Jets	61,715
11/17	L	9-34	Denver	59,452
11/24	W	27-13	Indianapolis	58,226
12/01	W	45-7	at San Diego	59,209
12/08	W	34-10	N.Y. Jets	54,621
12/15	L	6-12	at Dallas	64,578
12/21	W	23-22	at N.Y. Giants	65,387
AFC PLAYOFFS				
1/05	W	28-3	Pittsburgh	60,188
1/12	W	20-6	Jacksonville	60,190
SUPER BOWL XXXI (at New Orleans, La.)				
1/26	L	21-35	Green Bay	72,301

Team Statistics

	PATS	OPP
TOTAL FIRST DOWNS	339	305
Rushing	103	102
Passing	206	178
Penalty	30	25
3rd Down: Made/Att	84/228	82/228
3rd Down Pct.	36.8	36.0
4th Down: Made/Att	19/34	12/22
4th Down Pct.	55.9	54.5
POSSESSION AVG.	30.11	29.49
TOTAL NET YARDS	5369	5305
Avg. Per Game	335.6	331.6
Total Plays	1085	1063
Avg. Per Play	4.9	5.0
NET YARDS RUSHING	1468	1502
Avg. Per Game	91.8	93.9
Total Rushes	427	434
NET YARDS PASSING	3901	3803
Avg. Per Game	243.8	237.7
Sacked/Yards Lost	30/190	33/252
Gross Yards	4091	4055
Att./Completions	628/374	596/322
Completion Pct.	59.6	54.0
Had Intercepted	15	23
PUNTS/AVERAGE	64/43.2	82/42.5
NET PUNTING AVG.	64/35.8	82/33.6
PENALTIES/YARDS	97/716	139/1189
FUMBLES/BALL LOST	25/12	23/11
TOUCHDOWNS	48	34
Rushing	15	14
Passing	27	17
Returns	6	3
Score by Periods	1 2 3 4 OT	1 2 3 4 OT
Patriots	79 123 108 105 3	418
Opponents	59 105 75 74	313
SCORING	TD Ru Pa Rt PAT FG S TP	TD Ru Pa Rt PAT FG S TP
Vinatieri	0 0 0 0 39/42	27/35 0 120
Martin	17 14 3 0 0	0 104
Coates	9 0 0 9 0	0 56
Glenn	6 0 0 6 0	0 36
Jefferson	4 0 4 0 0	0 24
Byars LG	2 0 2 0 0	0 14
Byars TM	2 0 2 0 0	0 14
Gash	2 0 0 2 0	0 14
McGinest	2 0 0 2 0	0 12
Bartrum	1 0 1 0 0	0 6
C. Brown	1 0 0 1 0	0 6
Bruschi	1 0 0 1 0	0 6
Grier	1 1 0 0 0	0 6
Law	1 0 0 1 0	0 6
Meggett	1 0 0 1 0	0 6
Patriots	48 15 27 6	39/42 27/35 1 418
Opponents	34 14 17 3	28/28 23/29 1 313

2-Pt. Conversions: Byars, Coates, Gash, Martin, Team 4-6, Opponents 5-6

RUSHING	NO	YDS	AVG	LG	TD
Martin	316	1152	3.6	57	14
Meggett	40	122	3.1	12	0
Grier	27	105	3.9	26	1
Glenn	5	42	8.4	26	0
Bledsoe	24	27	1.1	8	0
Gash	8	15	1.9	3	0
Jefferson	1	6	6.0	6	0
Byars LG	2	2	1.0	3	0
Byars TM	2	2	1.0	3	0
Zolak	4	-3	-7.0	0	0
Patriots	427	1468	3.4	57	15
Opponents	434	1502	3.5	36	14

RECEIVING	NO	YDS	AVG	LG	TD
Glenn	90	1132	12.6	37	6
Coates	62	682	11.0	84	9
Jefferson	50	771	15.4	42	4
Martin	46	333	7.2	41	3
Meggett	33	292	8.8	26	0
Gash	33	276	8.4	28	2
Byars LG	32	289	9.0	27	2
Byars TM	27	249	9.2	27	2
T. Brown	21	222	10.6	38	0
Graham	5	64	12.8	23	0
W. Moore	3	37	12.3	16	0
Burke	1	19	19.0	19	0
Grier	1	8	8.0	8	0
Jells	1	5	5.0	5	0
Bartrum	1	1	1.0	1	0
Patriots	374	4091	10.9	84	27
Opponents	322	4055	12.6	63	17

INTERCEPTIONS	NO	YDS	AVG	LG	TD
Clay	4	50	12.5	35	0
Law	3	45	15.0	38	1
Smith LG	2	20	10.0	11	0
Smith TM	2	20	10.0	11	0
Hitchcock	2	14	7.0	14	0
Milloy	2	14	7.0	14	0
Henderson	2	7	3.5	7	0
Reynolds	2	7	3.5	7	0
McGinest	1	46	46.0	46	1
Ray	1	43	43.0	43	0
Collins	1	7	7.0	7	0
Slade	1	2	2.0	2	0
Johnson	1	0	0.0	0	0
Sabb	1	0	0.0	0	0
Patriots	23	255	11.1	46	2
Opponents	15	191	12.7	60	1

PUNTING	NO	YDS	AVG	NET TB	IN20	LG	BLK
Tupa	63	2739	43.5	36.0	7	14	62
Vinatieri	1	27	27.0	27.0	0	1	27
Patriots	64	2766	43.2	35.8	7	15	62
Opponents	82	3483	42.5	33.6	7	18	58

PUNT RETURNS	NO	FC	YDS	AVG	LG	TD
Meggett	52	9	588	11.3	60	1
Patriots	52	9	588	11.3	60	1
Opponents	34	8	334	9.8	36	0

KICK RETURNS	NO	YDS	AVG	LG	TD
Meggett	34	781	23.0	54	0
T. Brown	29	634	21.9	51	0
Gisler	1	9	9.0	9	0
Patriots	64	1424	22.3	54	0
Opponents	81	1683	20.8	70	0

Sacks: McGinest 9.5, Slade 7.0, Bruschi 4.0, Sagapolutele 3.0, Jones 2.0, Eaton 1.0, Milloy 1.0, Ray 1.0, Smith 1.0, Wheeler 1.0, Wyman 1.0, Collons 0.5, McGruder 0.5, Sabb 0.5. **Patriots 33.0, Opponents 30.0**

FIELD GOALS	1-19	20-29	30-39	40-49	50+
Vinatieri	1/1	9/10	8/8	8/14	1/2
Patriots	1/1	9/10	8/8	8/14	1/2
Opponents	0/0	10/10	10/11	2/6	1/2

Vinatieri:(25G)(42G,45N,25N,47B)(47N,31G)(23G,30G,29G,44N,41G,40G)(22G,35G,50G)(24G,35G,29G,43N)(44G,36G)(40G,32G,54N) (30G)(40N)(26G,22G)(47G)(19G,41G)(21G,30G)(40G)

Opponents:(34G)(33G,37N)(1)(42N,27G)(1)(21G,48N,24G)(21G,35G,38G)(33G)(45N,39G)(48N,26G,32G)(52N,28G,47G)(42G,50G)(1)(27G)(23G,36G,35G,29G)(30G,27G)

Starters: Offense: WR Shawn Jefferson (15), Dietrich Jells (1); LT Bruce Armstrong (16); LG William Roberts (16); C Dave Wohlbaugh (16); RG Todd Rucci (12), Bob Kratch (4); RT Max Lane (16); TE Ben Coates (15), John Burke (1); WR Terry Glenn (15), Will Moore (1); QB Drew Bledsoe (16); RB Curtis Martin (15), David Meggett (1); FB Sam Gash (9), Keith Byars (1); 3rd TE K. Byars (4); J. Burke (1).

Defense: LE Mike Jones (7), Ferric Collons (4), Willie McGinest (3), Chris Slade (2); LDT Mark Wheeler (14), M. Jones (2); RDT Pio Sagapolutele (10), Devin Wyman (4), F. Collons (1), M. Wheeler (1); RE W. McGinest (13), Mike Jones (3); LLB Todd Collins (5), Monty Brown (4), C. Slade (4), Dwayne Sabb (2); MLB Ted Johnson (15); RLB D. Sabb (5), T. Collins (4), M. Brown (3), C. Slade (3); LCB Ty Law (12), Ricky Reynolds (4); RCB Jimmy Hitchcock (5), R. Reynolds (5), Otis Smith (5), Willie Clay (1); SS Terry Ray (7), Lawyer Milloy (8); FS W. Clay (15), L. Milloy (1).

1996 Coaching Staff: Bill Belichick, Assistant Head Coach/Secondary, Maurice Carthon, Running Backs, Romeo Crennel, Defensive Line, Al Groh, Defensive Coordinator/ Linebackers, Fred Hoaglin, Offensive Line, Chris Palmer, Quarterbacks, Johnny Parker, Strength/ Conditioning, Ray Perkins, Offensive Coordinator, Mike Pope, Tight Ends, Dante Scarnecchia, Defensive Asst/LB's, Mike Sweatman, Special Teams, Charlie Weis, Running Backs.

Pro Bowl (6): T Bruce Armstrong (5), QB Drew Bledsoe (2), TE Ben Coates (3), RB Curtis Martin (2), RE Willie McGinest (1), KR David Meggett (1).

PASSING	ATT	CMP	YARDS	CMP%	YDS/ATT	TD	TD%	INT	INT%	LG	SK/YDS	RATING
Bledsoe	623	373	4086	59.9	6.56	27	4.3	15	2.4	84	30/190	83.7
Tupa	2	0	0	0.0	0.00	0	0.0	0	0.0	0	0/0	39.6
Grier	1	0	0	0.0	0.00	0	0.0	0	0.0	0	0/0	39.6
Meggett	1	0	0	0.0	0.00	0	0.0	0	0.0	0	0/0	39.6
Zolak	1	1	5	100.0	5.00	0	0.0	0	0.0	5	0/0	87.5
Patriots	628	374	4091	59.6	6.51	27	4.3	15	2.4	84	30/190	83.2
Opponents	596	322	4055	54.0	6.80	17	2.9	23	3.9	63	33/252	68.9



1997 FINAL STATISTICS (10-6)

Head Coach: Pete Carroll • AFC East Division Champions • Home Stadium: Foxboro Stadium

DATE	W/L	SCORE	OPPONENT	ATTENDANCE
8/31	W	41-7	San Diego	60,190
9/07	W	31-6	at Indianapolis	53,832
9/14	W	27-24	N.Y. Jets OT	60,072
9/21	W	31-3	Chicago	59,873
9/28			BYE WEEK	
10/06	L	13-34	at Denver	75,821
10/12	W	33-6	Buffalo	59,802
10/19	L	19-24	at N.Y. Jets	71,061
10/27	L	10-28	Green Bay	59,972
11/02	L	18-23	at Minnesota	62,917
11/09	W	31-10	at Buffalo	65,783
11/16	L	7-27	at Tampa Bay	70,479
11/23	W	27-24	Miami	59,002
11/30	W	20-17	Indianapolis	58,507
12/07	W	26-20	at Jacksonville	73,446
12/13	L	21-24	Pittsburgh OT	60,013
12/22	W	14-12	at Miami	74,379
AFC PLAYOFFS				
12/28	W	17-3	at Miami	60,041
1/03	L	6-7	at Pittsburgh	61,228

Team Statistics

	PATS	OPP
TOTAL FIRST DOWNS	267	322
Rushing	71	114
Passing	173	183
Penalty	23	25
3rd Down: Made/Att	88/218	90/233
3rd Down Pct.	40.4	38.6
4th Down: Made/Att	3/13	16/30
4th Down Pct.	23.1	53.3
POSSESSION AVG.	28:08	31:52
TOTAL NET YARDS	5014	5085
Avg. Per Game	313.4	317.8
Total Plays	960	1100
Avg. Per Play	5.2	4.6
NET YARDS RUSHING	1464	1616
Avg. Per Game	91.5	101.0
Total Rushes	398	436
NET YARDS PASSING	3550	3469
Avg. Per Game	221.9	216.8
Sacked/Yards Lost	30/258	45/303
Gross Yards	3808	3772
Att./Completions	532/321	619/368
Completion Pct.	60.3	59.5
Had Intercepted	15	19
PUNTS/AVERAGE	79/45.2	74/44.4
NET PUNTING AVG.	79/36.1	74/36.5
PENALTIES/YARDS	99/845	106/763
FUMBLES/BALL LOST	17/7	29/13
TOUCHDOWNS	42	33
Rushing	6	16
Passing	31	14
Returns	5	3

Score by Periods		1	2	3	4	OT	Total	
Patriots		82	126	61	97	3	369	
Opponents		60	39	89	98	3	289	
SCORING	TD	Ru	Pa	Rt	PAT	FG	S	TP
Vinateri	0	0	0	0	40/40	25/29	0	115
Coates	8	0	8	0			48	
Brown	6	0	6	0			36	
Martin	5	4	1	0			30	
Byars	3	0	3	0			18	
Gash	3	0	3	0			18	
Purnell	3	0	3	0			18	
Brisby	2	0	2	0			12	
Glenn	2	0	2	0			12	
Jefferson	2	0	2	0			12	
Meggett	2	0	2	0			12	
Zolak	1	0	0	1			6	
Cullors	1	0	0	1			6	
Grier	1	1	0	0			6	
Hitchcock	1	0	0	1			6	
Slade	1	0	0	1			6	
Whigham	1	0	0	1			6	
Patriots	42	6	31	5	40/40	25/29	1	369
Opponents	33	16	14	3	29/29	20/29	0	289

2-Pt. Conversions: Team 0-2, Opponents 1-4

RUSHING	NO	YDS	AVG	LG	TD
Martin	274	1160	4.2	70t	4
Cullors	22	101	4.6	24	0
Grier	33	75	2.3	12	1
Meggett	20	60	3.0	10	1
Bledsoe	28	55	2.0	8	0
Byars	11	24	2.2	5	0
Gash	6	10	1.7	4	0
Zolak	3	-3	-1.0	-1	0
Brown	1	-18	-18.0	-18	0
Patriots	398	1464	3.7	70t	6
Opponents	436	1616	3.7	34	16

RECEIVING	NO	YDS	AVG	LG	TD
Coates	66	737	11.2	35	8
Jefferson	54	841	15.6	76	2
Brown	41	607	14.8	67	6
Martin	41	296	7.2	22	1
Glenn	27	431	16.0	50	2
Brisby	23	276	12.0	31	2
Gash	22	154	7.0	19	3
Byars	20	189	9.5	51	3
Meggett	19	203	10.7	49t	1
Purnell	5	57	11.4	20t	3
Cullors	2	8	4.0	6	0
Jells	1	9	9.0	9	0
Patriots	321	3808	11.9	76	31
Opponents	368	3772	10.3	51	14

INTERCEPTIONS	NO	YDS	AVG	LG	TD
Clay	6	109	18.2	53t	1
Law	3	70	23.3	40	0
Milloy	3	15	5.0	15	0
Hitchcock	2	104	52.0	100t	1
Whigham	2	60	30.0	60t	1
Moore	2	7	3.5	7	0
Slade	1	1	1.0	1t	1
Patriots	19	366	19.3	100t	4
Opponents	15	213	14.2	45	2

PUNTING	NO	YDS	AVG	NET YB	IN20	LG	BLK
Tupa	78	3569	45.8	36.1	14	24	73
Patriots	78	3569	45.8	36.1	14	24	73
Opponents	74	3288	44.4	36.5	6	17	66

PUNT RETURNS	NO	FC	YDS	AVG	LG	TD
Meggett	45	8	467	10.4	47	0
Patriots	45	8	467	10.4	47	0
Opponents	38	11	437	11.5	26	0

KICK RETURNS	NO	YDS	AVG	LG	TD
Meggett	33	816	24.7	61	0
Cullors	15	386	25.7	86t	1
Canty	4	115	28.8	63	0
Coates	1	20	20.0	20	0
Patriots	53	1337	26.2	86t	1
Opponents	75	1651	22.0	92t	1

Sacks: Slade 9.0, Thomas 7.0, Bruschi 4.0, Johnson 4.0, Jones 4.0, Wheeler 4.0, Canty 2.0, McGinest 2.0, Whigham 2.0, Collins 1.5, Eaton 1.0, Israel 1.0, McGruder 1.0, Law 0.5; Patriots 45.0, Opponents 30.0.

FIELD GOALS	1-19	20-29	30-39	40-49	50+
Vinateri	0/0	11/11	7/9	6/8	1/1
Team	0/0	11/11	7/9	6/8	1/1
Opponents	0/0	7/8	7/10	5/8	1/3

Vinateri: (21G, 26G) (21G) (33G,34G) (27G) (26G,49G) (20G,23G,41G,52G) (24G) (38G) (22G,25G) (42G,42N, 45N) () (36G,27G,30N) (32G,48G) (44G,41G, 33G,39G,32N) () ()

Opponents: () (45G,38G) (27G,29B) (38G) (21G,48N,33G) (34N) (35N,35G,68N,36N) () (24G,23G,41G) (23G) (44G,44G) (25G) (24G,42N) (44N) (36G,34G,31G) (50G,41G,51N)

Starters: Offense: WR Shawn Jefferson (14); LT Bruce Armstrong (16); LG Max Lane (15), Heath Irwin (1); C Dave Wohlbaugh (14), Mike Gisher (2); RG Todd Rucci (16); RT Zefross Moss (15), M. Lane (1); TE Ben Coates (16); QB Drew Bledsoe (16); RB Curtis Martin (13), David Meggett (2), Derrick Cullors (1); FB Keith Byars (8), Sam Gash (5); 3rd WR Vincent Brisby (3); 2nd TE Lovett Purnell (2).

Defense: LE Chris Sullivan (7), Ferric Collons (5), Mike Jones (4); LDT Mark Wheeler (14), Chad Eaton (1), M. Jones (1); RDT Henry Thomas (16); RE Willie McGinest (11), C. Sullivan (3), M. Jones (2); LLB Chris Slade (16); MLB Ted Johnson (16); RLB Todd Collins (15), Tedy Bruschi (1); LCB Ty Law (16); RCB Jimmy Hitchcock (15), Chris Canty (1); SS Lawyer Milloy (16); FS Willie Clay (16).

1997 Coaching Staff: Paul Boudreau, Offensive Line, Jeff Davidson, Tight Ends, Ray Hamilton, Defensive Line, Larry Kennan, Offensive Coordinator, Ron Lynn, Defensive Backs, Johnny Parker, Strength/ Conditioning, Andre Patterson, Defensive Assistant, Bo Pelini, Linebackers, Dante Scarneccchia, Special Teams, Steve Sidwell, Defensive Coordinator, Carl Smith, Asst. Head Coach/Quarterbacks, Steve Walters, Wide Receivers, Kirby Wilson, Running Backs.

Pro Bowl (5): T Bruce Armstrong (6), QB Drew Bledsoe (3), TE Ben Coates (4), LB Chris Slade (1), SpT Larry Whigham (1).

PASSING	ATT	CMP	YARDS	CMP%	YDS/ATT	TD	TD%	INT	INT%	LG	SK/YDS	RATING
Bledsoe	522	314	3706	60.2	7.10	28	5.4	15	2.9	76	30/258	87.7
Zolak	9	6	67	66.7	7.44	2	22.2	0	0.0	20t	0/0	128.2
Meggett	1	1	35	100.0	35.0	1	100.0	0	0.0	35t	0/0	158.3
Patriots	532	321	3808	60.3	7.16	31	5.8	15	2.8	76	30/258	89.9
Opponents	619	368	3772	59.5	6.09	14	2.3	19	3.1	51	45/303	71.8



1998 FINAL STATISTICS (9-7)

Head Coach: Pete Carroll • Fourth in AFC East (Wild Card Playoff Qualifier) • Home Stadium: Foxboro Stadium

DATE	W/L	SCORE	OPPONENT	ATTENDANCE
9/07	L	21-27	at Denver	74,745
9/13	W	29-6	Indianapolis	60,068
9/20	W	27-16	Tennessee	59,973
9/27			BYE WEEK	
10/04	W	30-27	at New Orleans	56,172
10/11	W	40-10	at Kansas City	59,749
10/19	L	14-24	N.Y. Jets	60,062
10/25	L	9-12	at Miami OT	73,973
11/01	W	21-16	at Indianapolis	58,056
11/08	L	10-41	Atlanta	59,790
11/15	L	10-13	at Buffalo	72,020
11/23	W	26-23	Miami	58,729
11/29	W	25-21	Buffalo	58,304
12/06	W	23-9	at Pittsburgh	58,632
12/13	L	18-32	at St. Louis	48,946
12/20	W	24-21	San Francisco	59,153
12/27	L	10-31	at N.Y. Jets	74,302
AFC PLAYOFFS				
1/03	L	10-25	at Jacksonville	72,559

Team Statistics

	PATS	OPP
TOTAL FIRST DOWNS	281	305
Rushing	68	76
Passing	184	208
Penalty	29	21
3rd Down: Made/Att	90/237	98/230
3rd Down Pct.	38.0	42.6
4th Down: Made/Att	10/21	4/14
4th Down Pct.	47.6	28.6
POSSESSION AVG.	28.34	31.26
TOTAL NET YARDS	5140	5182
Avg. Per Game	321.3	323.9
Total Plays	999	1053
Avg. Per Play	5.1	4.9
NET YARDS RUSHING	1480	1547
Avg. Per Game	92.5	96.7
Total Rushes	403	447
NET YARDS PASSING	3660	3635
Avg. Per Game	228.8	227.2
Sacked/Yards Lost	40/344	36/222
Gross Yards	4004	3857
Att./Completions	556/295	570/336
Completion Pct.	53.1	58.9
Had Intercepted	17	24
PUNTS/AVERAGE	74/44.5	73/42.5
NET PUNTING AVG.	74/35.4	73/34.9
PENALTIES/YARDS	108/853	104/787
FUMBLES/BALL LOST	20/7	16/7
TOUCHDOWNS	35	36
Rushing	9	8
Passing	23	26
Returns	3	2

Score by Periods	1	2	3	4	OT	Total
Patriots	60	116	62	99	0	337
Opponents	64	111	67	84	3	329

SCORING	TD	Ru	Pa	Rt	PAT	FG	S	TP
Vinatieri	0	0	0	0	32/32	31/39	0	127
Edwards	12	9	3	0	0	0	0	72
Coates	6	0	6	0	0	0	0	36
Glenn	3	0	3	0	0	0	0	18
Simmons	3	0	3	0	0	0	0	18
Brisby	2	0	2	0	0	0	0	12
Jefferson	2	0	2	0	0	0	0	12
Purnell	2	0	2	0	0	0	0	12
Brown	1	0	1	0	0	0	0	6
Cullors	1	0	1	0	0	0	0	6
Law	1	0	0	1	0	0	0	6
Milloy	1	0	0	1	0	0	0	6
Thomas	1	0	0	1	0	0	0	6
Patriots	35	9	23	3	32/32	31/39	0	337
Opponents	36	8	26	2	30/30	27/32	0	329

2-Pt. Conversions: Patriots 1-3, Opponents 1-6

RUSHING	NO	YDS	AVG	LG	TD
Edwards	291	1115	3.8	53	9
Shaw	48	236	4.9	71	0
Cullors	18	48	2.7	15	0
Bledsoe	28	44	1.6	10	0
Floyd	6	22	3.7	10	0
Jefferson	1	15	15.0	15	0
Carter	2	3	1.5	3	0
Zolak	5	0	0.0	4	0
Glenn	2	-1	-0.5	7	0
Tupa	2	-2	-1.0	-1	0
Patriots	403	1480	3.7	71	9
Opponents	447	1547	3.5	34	8

RECEIVING	NO	Yds	Avg	LG	TD
Coates	67	668	10.0	33	6
Glenn	50	792	15.8	86	3
Edwards	35	331	9.5	46	3
Jefferson	34	771	22.7	61	2
Simmons	23	474	20.6	63	3
Brown	23	346	15.0	52	1
Carter	18	166	9.2	49	0
Cullors	14	146	10.4	43	1
Purnell	12	92	7.7	22	2
Brisby	7	96	13.7	27	2
Shaw	6	30	5.0	11	0
Ellard	5	86	17.2	19	0
Floyd	1	6	6.0	6	0
Patriots	295	4004	13.6	86	23
Opponents	336	3857	11.5	84	26

INTERCEPTIONS	NO	YDS	AVG	LG	TD
Law	9	133	14.8	59	1
Milloy	6	54	9.0	30	1
Clay	3	19	6.3	19	0
Israel	3	13	4.3	12	0
Thomas	1	24	24.0	24	1
Canty	1	12	12.0	12	0
Whigham	1	0	0.0	0	0
Patriots	24	255	10.6	59	3
Opponents	17	197	11.6	36	0

PUNTING	NO	YDS	AVG	NET TB	IN20	LG	BLK
Tupa	74	3294	44.5	35.4	9	13	64
Patriots	74	3294	44.5	35.4	9	13	64
Opponents	73	3100	42.5	34.9	8	20	58

PUNT RETURNS	NO	FC	YDS	AVG	LG	TD
Brown	17	8	225	13.2	39	0
Canty	16	7	170	10.6	36	0
Clay	0	2	0	-	-	0
Patriots	33	17	395	12.0	39	0
Opponents	43	8	493	11.5	76	0

KICK RETURNS	NO	YDS	AVG	LG	TD
Cullors	45	1085	24.1	68	0
Canty	11	198	18.0	29	0
Sullivan	2	14	7.0	9	0
Bruschi	1	4	4.0	4	0
Eaton	1	13	13.0	13	0
Shaw	1	16	16.0	16	0
Whigham	1	0	0.0	0	0
Patriots	62	1330	21.5	68	0
Opponents	71	1335	18.8	37	0

Sacks: Thomas 6.5, Eaton 6.0, Slade 4.0, McGinest 3.5, Spires 3.0, Bruschi 2.0, Israel 2.0, Johnson 2.0, Mitchell 2.0, Sullivan 2.0, Canty 1.0, C. Carter 1.0, Milloy 1.0; Patriots 36.0, Opponents 40.0.

FIELD GOALS	1-19	20-29	30-39	40-49	50+
Vinatieri	3/3	8/8	9/14	9/12	2/2
Patriots	3/3	8/8	9/14	9/12	2/2
Opponents	0/0	9/9	8/11	8/10	2/2

Vinatieri: (39N, 37B) (19G,23G,52G, 42N) (43G,41G) (34G,49G,27G) (32G, 38G,27G,20G) (45N,41G,30G,36G) (40G) (39N,38G,39N) (25G,44G,45G, 24G) (44G,47N) (21G,29G,35G) (37G, 41G,55G,17G) (32N,35G) (19G)

Opponents: (53G,42G) (40G,26G,45G) (21G,37G) (33G) (38B,23G) (48G, 38G,25G, 43G) (50G) (47B,40G,32G) (31G,20G,40N) (21G) (35N,34G,26G, 22G) (49G, 26G, 43G) (48G) (31B) (36G)

Starters: Offense: WR Shawn Jefferson (16); LT Bruce Armstrong (16); LG Max Lane (9), Damon Denson (4), Heath Irwin (3); C Dave Wohlabaugh (16); RG Todd Rucci (16); RT Zefross Moss (14), M. Lane (2); TE Ben Coates (14), Lovett Purnell (2); WR Terry Glenn (9), Tony Simmons (6), Vincent Brisby (1); QB Drew Bledsoe (14), Scott Zolak (2); RB Robert Edwards (15), Harold Shaw (1); FB Tony Carter (7), Chris Floyd (2); 3rd TE Rod Rutledge (4), L. Purnell (3).

Defense: DE Ferric Collons (13), Chris Sullivan (3); NT Chad Eaton (14), Mark Wheeler (1), Henry Thomas (1); DT H. Thomas (14), C. Sullivan (1), M. Wheeler (1); Elephant Willie McGinest (8), C. Sullivan (6), Brandon Mitchell (1), Greg Spires (1); SLB Chris Slade (15), Vernon Crawford (1); MLB Ted Johnson (13), Marty Moore (2), Todd Collins (1); WLB T. Collins (9), Tedy Bruschi (7); LCB Ty Law (16); RCB Chris Canty (9), Steve Israel (7); SS Lawyer Milloy (16); FS Willie Clay (16).

1998 Coaching Staff: Paul Boudreau, Offensive Line, Jeff Davidson, Asst. Offensive Line, Ray Hamilton, Defensive Line, Ron Lynn, Defensive Backs, Johnny Parker, Strength/Conditioning, Bo Pelini, Linebackers, Jack Reilly, Quarterbacks, Dante Scarneccchia, Special Teams, Steve Sidwell, Defensive Coordinator, Carl Smith, Tight Ends, DeWayne Walker, Defensive Assistant - Secondary, Steve Walters, Wide Receivers, Kirby Wilson, Running Backs, Ernie Zampese, Offensive Coordinator.

Pro Bowl (3): TE Ben Coates (5), CB Ty Law (1), SS Lawyer Milloy (1).

PASSING	ATT	CMP	YARDS	CMP%	YDS/ATT	TD	TD%	INT	INT%	LG	SK/YDS	RATING
Bledsoe	481	263	3633	54.7	7.55	20	4.2	14	2.9	86	36/295	80.9
Zolak	75	32	371	42.7	4.95	3	4.0	3	4.0	61	4/49	54.9
Patriots	556	295	4004	53.1	7.20	23	4.1	17	3.1	86	40/344	77.4
Opponents	570	336	3857	58.9	6.77	26	4.6	24	4.2	84	36/222	77.1



1999 FINAL STATISTICS (8-8)

Head Coach: Pete Carroll • Tied for Fourth in AFC East • Home Stadium: Foxboro Stadium

DATE	W/L	SCORE	OPPONENT	ATTENDANCE
9/12	W	30-28	at N.Y. Jets	78,227
9/19	W	31-28	Indianapolis	59,640
9/26	W	16-14	N.Y. Giants	59,169
10/03	W	19-7	at Cleveland	72,368
10/10	L	14-16	at Kansas City	78,636
10/17	L	30-31	Miami	60,006
10/24	W	24-23	Denver	60,011
10/31	W	27-3	at Arizona	55,830
11/07			BYE WEEK	
11/15	L	17-24	N.Y. Jets	59,077
11/21	L	17-27	at Miami	74,295
11/28	L	7-17	at Buffalo	72,111
12/05	W	13-6	Dallas	58,444
12/12	L	15-20	at Indianapolis	56,975
12/19	L	9-24	at Philadelphia	65,475
12/26	L	10-13	Buffalo OT	55,014
1/02	W	20-3	Baltimore	50,263

Team Statistics

	PATS	OPP
TOTAL FIRST DOWNS	280	281
Rushing	72	106
Passing	184	154
Penalty	24	21
3rd Down: Made/Att	79/223	81/231
3rd Down Pct.	35.4	35.1
4th Down: Made/Att	4/13	5/18
4th Down Pct.	30.8	27.8
POSSESSION AVG.	28.49	31.11
TOTAL NET YARDS	5062	4808
Avg. Per Game	316.4	300.5
Total Plays	1021	1048
Avg. Per Play	5.0	4.6
NET YARDS RUSHING	1426	1795
Avg. Per Game	89.1	112.2
Total Rushes	425	486
NET YARDS PASSING	3636	3013
Avg. Per Game	227.3	188.3
Sacked/Yards Lost	56/349	42/268
Gross Yards	3985	3281
Att./Completions	540/305	520/293
Completion Pct.	56.5	56.3
Had Intercepted	21	16
PUNTS/AVERAGE	90/41.5	95/41.2
NET PUNTING AVG.	90/34.6	95/33.7
PENALTIES/YARDS	95/812	102/775
FUMBLES/BALL LOST	27/12	29/15
TOUCHDOWNS	32	30
Rushing	9	6
Passing	19	23
Returns	4	1

Score by Periods	1	2	3	4	OT	Total
Patriots	61	84	67	87	0	299
Opponents	70	101	56	54	3	284

SCORING	TD	Ru	Pa	Rt	PAT	FG	S	TP
Vinatieri	0	0	0	0	29/30	26/33	0	107
Allen	9	8	1	0	0	0	0	54
Jefferson	6	0	6	0	0	0	0	36
Glenn	4	0	4	0	0	0	0	24
Coates	2	0	2	0	0	0	0	12
Faulk	2	1	1	0	0	0	0	12
Simmons	2	0	2	0	0	0	0	12
Bartrum	1	0	1	0	0	0	0	6
Brown	1	0	1	0	0	0	0	6
Eaton	1	0	0	1	0	0	0	6
Katzenmoyer	1	0	0	1	0	0	0	6
Law	1	0	0	1	0	0	0	6
McGinest	1	0	0	1	0	0	0	6
Warren	1	0	1	0	0	0	0	6
Patriots	32	9	19	4	29/30	26/33	0	299
Opponents	30	6	23	1	27/27	25/30	1	284

2-Pt. Conversions: Team 0-2, Opponents 0-3

RUSHING	NO	YDS	AVG	LG	TD
Allen	254	896	3.5	39	8
Faulk	67	227	3.4	43	1
Warren	35	120	3.4	18	0
Bledsoe	42	101	2.4	25	0
T. Carter	6	26	4.3	9	0
Shaw	9	23	2.6	12	0
L. Johnson	2	13	6.5	13	0
Floyd	6	12	2.0	6	0
Ellison	2	10	5.0	8	0
C. Carter	0	0	---	---	0
Friesz	2	-2	-1.0	-1	0
Patriots	425	1426	3.4	43	9
Opponents	486	1795	3.7	60	6

RECEIVING	NO	YDS	AVG	LG	TD
Glenn	69	1147	16.6	67	4
Jefferson	40	698	17.5	68t	6
Brown	36	471	13.1	37	1
Coates	32	370	11.6	27	2
Warren	29	262	9.0	21	1
T. Carter	20	108	5.4	20	0
Simmons	19	276	14.5	58t	2
Brisby	18	266	14.8	40	0
Allen	14	125	8.9	38	1
Faulk	12	98	8.2	19	0
Rutledge	7	66	9.4	13	0
Ellison	4	50	12.5	23	0
Shaw	2	31	15.5	29	0
Floyd	2	16	8.0	11	0
Bartrum	1	1	1.0	1t	1
Patriots	305	3985	13.1	68t	19
Opponents	293	3281	11.2	69t	23

INTERCEPTIONS	NO	YDS	AVG	LG	TD
Millroy	4	17	4.3	17	0
Serwanga	3	2	0.7	2	0
C. Carter	3	13	4.3	8	0
Law	2	20	10.0	27t	1
Katzenmoyer	1	57	57.0	57t	1
Bruschi	1	1	1.0	1	0
Israel	1	0	0.0	0	0
Slade	1	0	0.0	0	0
Patriots	16	110	6.9	57t	2
Opponents	21	299	14.2	84	1

PUNTING	NO	YDS	AVG	NET YD	IN20	LG	BLK
L. Johnson	90	3735	41.5	34.6	14	23	58
Patriots	90	3735	41.5	34.6	14	23	58
Opponents	95	3914	41.2	33.7	11	20	65

PUNT RETURNS	NO	FC	YDS	AVG	LG	TD
Brown	38	13	405	10.7	52	0
Faulk	10	4	90	9.0	20	0
Patriots	48	17	495	10.3	52	0
Opponents	36	20	345	9.6	45	0

KICK RETURNS	NO	YDS	AVG	LG	TD
Faulk	39	943	24.2	95	0
Brown	8	271	33.9	54	0
Simmons	6	132	22.0	29	0
Jones	5	113	22.6	28	0
Warren	2	25	12.5	16	0
Ellison	1	13	13.0	13	0
Sullivan	1	1	1.0	1	0
Patriots	62	1498	24.2	95	0
Opponents	64	1441	22.5	58	0

Sacks: McGinest 9.0, Slade 4.5, Katzenmoyer 3.5, Eaton 3.0, Mitchell 3.0, Thomas 3.0, Whigham 3.0, Bruschi 2.0, Collins 2.0, T. Johnson 2.0, Millroy 2.0, C. Carter 1.0, Israel 1.0, Serwanga 1.0, Sullivan 1.0, Law 0.5, Spikes 0.5, Team 42.0, Opponents 56.0

FIELD GOALS	1-19	20-29	30-39	40-49	50+
Vinatieri	1/1	14/14	5/7	5/9	1/2
Patriots	1/1	14/14	5/7	5/9	1/2
Opponents	2/2	11/11	5/6	6/8	1/3

Vinatieri: (33G, 21G, 23G) (26G) (38G, 19G, 41G) (22G, 21G, 42N) (48N, 32N) (41G, 39G, 34G) (28G) (22G) (27G) (41G, 23G) (28G, 28G, 26G) (23G, 43G, 56N, 46G) (44N, 38G, 33N, 44N) (25G, 51G)

Opponents: (1) (41N) (38N) (22G, 41G, 23G) (20G, 33G, 45G, 45G, 41G, 53G) (40G, 28G, 30G, 59N) (24G) (26G) (19G, 23G) (28G) (20G, 43N, 34G) (28G, 31G) (43G, 51N) (39G, 23G) (19G)

Starters: Offense: WR Shawn Jefferson (16); LT Bruce Armstrong (16); LG Heath Irwin (13), Max Lane (3); C Damien Woody (16); RG Todd Rucchi (14); M. Lane (2); RT Zefross Moss (13), M. Lane (2), Ed Ellis (1); TE Ben Coates (15), Rod Rutledge (1); WR Terry Glenn (13), Vincent Brisby (1), Troy Brown (1) Tony Simmons (1), QB Drew Bledsoe (16); RB Terry Allen (13), Kevin Faulk (2), Lamont Warren (1); FB Tony Carter (14); 3rd TE R. Rutledge (1); 2nd RB L. Warren (1).

Defense: DE Brandon Mitchell (16); NT Chad Eaton (16); DT Henry Thomas (16); Elephant Willie McGinest (16); SLB Chris Slade (16); MLB Andy Katzenmoyer (11), Ted Johnson (5); WLB Tedy Bruschi (14), Marty Moore (2); LCB Ty Law (13), Kato Serwanga (3); RCB Steve Israel (13), Tebucky Jones (2), Terry Billups (1); SS Lawyer Milloy (16); FS Chris Carter (15), Tony George (1).

1999 Coaching Staff: Jeff Davidson, Asst. Offensive Line, Ivan Fears, Wide Receivers, Ray Hamilton, Defensive Line, Ron Lynn, Defensive Backs, Johnny Parker, Strength/ Conditioning, Bo Pelini, Linebackers, Jack Reilly, Quarterbacks, Dante Scarneckia, Offensive Line, Brad Seely, Special Teams, Steve Sidwell, Defensive Coordinator, Carl Smith, Tight Ends, DeWayne Walker, Defensive Assistant - Secondary, Kirby Wilson, Running Backs, Ernie Zampese, Offensive Coordinator.

Pro Bowl (2): WR Terry Glenn (1), SS Lawyer Milloy (2).

PASSING	ATT	CMP	YARDS	CMP%	YDS/ATT	TD	TD%	INT	INT%	LG	SK/YDS	RATING
Bledsoe	539	305	3985	56.6	7.39	19	3.5	21	3.9	68t	55/ 342	75.6
Brown	1	0	0	0.0	0.00	0	0.0	0	0.0	0	0/0	39.6
Warren	0	0	0	---	---	0	---	0	---	---	1/7	---
Patriots	540	305	3985	56.5	7.38	19	3.5	21	3.9	68t	56/ 349	75.4
Opponents	520	293	3281	56.3	6.31	23	4.4	16	3.1	69t	42/ 268	77.3



2000 FINAL STATISTICS (5-11)

Head Coach: Bill Belichick • Fifth in AFC East • Home Stadium: Foxboro Stadium

DATE	W/L	SCORE	OPPONENT	ATTENDANCE
9/03	L	16-21	Tampa Bay	60,292
9/11	L	19-20	at N.Y. Jets	77,687
9/17	L	13-21	Minnesota	60,292
9/24	L	3-10	at Miami	73,344
10/01	W	28-19	at Denver	75,684
10/08	W	24-16	Indianapolis	60,292
10/15	L	17-34	N.Y. Jets	60,292
10/22	L	23-30	at Indianapolis	56,828
10/29			BYE WEEK	
11/05	L	13-16	Buffalo	60,292
11/12	L	11-19	at Cleveland	72,618
11/19	W	16-13	Cincinnati	60,292
11/23	L	9-34	at Detroit	77,923
12/04	W	30-24	Kansas City	60,292
12/10	L	17-24	at Chicago	66,944
12/17	W	13-10	at Buffalo OT	47,230
12/24	L	24-27	Miami	60,292

Team Statistics

	PATS	OPP
TOTAL FIRST DOWNS	283	326
Rushing	80	104
Passing	172	188
Penalty	31	34
3rd Down: Made/Att	82/234	103/237
3rd Down Pct.	35.0	43.5
4th Down: Made/Att	13/26	9/10
4th Down Pct.	50.0	90.0
POSSESSION AVG.	28:56	31:04
TOTAL NET YARDS	4571	5353
Avg. Per Game	285.7	334.6
Total Plays	1037	1068
Avg. Per Play	4.4	5.0
NET YARDS RUSHING	1390	1831
Avg. Per Game	86.9	114.4
Total Rushes	424	495
NET YARDS PASSING	3181	3522
Avg. Per Game	198.8	220.1
Sacked/Yards Lost	48/280	29/172
Good Yards	3461	3694
Att./Completions	565/328	544/321
Completion Pct.	58.1	59.0
Had Intercepted	15	10
PUNTS/AVERAGE	90/42.2	87/40.4
NET PUNTING AVG.	90/36.8	87/31.9
PENALTIES/YARDS	99/815	95/897
FUMBLES/BALL LOST	23/10	27/13
TOUCHDOWNS	28	38
Rushing	9	12
Passing	18	23
Returns	1	3

Score by Periods	1	2	3	4	OT	Total
Patriots	76	86	30	81	3	276
Opponents	53	122	52	108	3	338

SCORING	TD	Ru	Pt	PAT	FG	S	TP
Vinatieri	0	0	0	0	25/25	27/33	0 106
Glenn	6	0	6	0	0	0	36
Faulk	5	4	1	0	0	0	32
Brown	5	0	4	1	0	0	30
Redmond	3	1	2	0	0	0	18
Bjornson	2	0	2	0	0	0	12
Bledsoe	2	2	0	0	0	0	12
Carter	2	2	0	0	0	0	12
Wiggins	1	0	1	0	0	0	6
Rutledge	1	0	1	0	0	0	6
Simmons	1	0	1	0	0	0	6
Patriots	28	9	18	1	25/25	27/33	0 276
Opponents	38	12	23	3	34/34	24/32	1 338

2-PT. Conversions: Patriots 1-3 (Faulk), Opponents 1-4

RUSHING	NO	YDS	AVG	LG	TD
Faulk	164	570	3.5	18	4
Redmond	125	406	3.2	20	1
Bledsoe	47	158	3.4	16	2
Carter	37	90	2.4	9	2
Pass	18	58	3.2	11	0
Brown	6	46	7.7	35	0
Glenn	4	39	9.8	35	0
Shaw	9	12	1.3	5	0
Bishop	7	-1	-1.1	2	0
R. Harris	3	14	4.7	7	0
Floyd	2	-1	-5.0	0	0
L. Johnson	2	-1	-5.0	0	0
Patriots	424	1390	3.3	35	9
Opponents	495	1831	3.7	32	12

RECEIVING	No	Yds	Avg	LG	TD
Brown	83	944	11.4	44t	4
Glenn	79	963	12.2	39t	6
Faulk	51	465	9.1	52t	1
Bjornson	20	152	7.6	19	2
Redmond	20	126	6.3	20	2
Wiggins	16	203	12.7	59	1
Rutledge	15	103	6.9	16	1
Simmons	14	231	16.5	46	1
Carter	9	73	8.1	21	0
Calloway	5	95	19.0	28	0
Jackson	5	44	8.8	13	0
Pass	4	17	4.3	15	0
S. Davis	2	12	6.0	9	0
Shaw	2	11	5.5	8	0
R. Harris	2	1	0.5	2	0
Floyd	1	21	21.0	21	0
Patriots	328	3461	10.6	59	18
Opponents	321	3694	11.5	81t	23

INTERCEPTIONS	NO	YDS	AVG	LG	TD
Law	2	32	16.0	32	0
Jones	2	20	10.0	20	0
Milloy	2	2	1.0	2	0
Smith	1	56	56.0	56	0
Langham	1	24	24.0	24	0
Thomas	1	16	16.0	16	0
A. Harris	1	11	11.0	11	0
Patriots	10	161	16.1	56	0
Opponents	15	208	13.9	101t	2

PUNTING	NO	YDS	AVG	NET TB	IN	LG	BLK
L. Johnson	89	3798	42.7	36.8	5	31	62
Patriots	90	3798	42.2	36.8	5	31	62
Opponents	87	3513	40.4	31.9	9	23	62

PUNT RETURNS	NO	FC	YDS	AVG	LG	TD
Brown	39	19	504	12.9	66t	1
Faulk	6	3	58	9.7	35	0
Patriots	45	22	562	12.5	66t	1
Opponents	43	21	384	8.9	56	0

Sacks: McGinest 6.0, Spires 6.0, Thomas 4.5, Slade 4.0, Eaton 2.5, Serwanga 2.0, Hamilton 1.5, Bruschi 1.0, A. Harris 1.0, T. Johnson 0.5, **Patriots 29.0, Opponents 48.0**

KICK RETURNS	NO	YDS	AVG	LG	TD
Faulk	38	816	21.5	40	0
Jackson	13	323	24.8	47	0
Simmons	4	82	20.5	39	0
Brown	2	15	7.5	9	0
Bruschi	2	13	6.5	7	0
S. Davis	2	45	22.5	32	0
Carter	1	16	16.0	16	0
Hamilton	1	0	0.0	0	0
Redmond	1	25	25.0	25	0
Patriots	64	1335	20.9	47	0
Opponents	62	1350	21.8	87t	1

FIELD GOALS	1-19	20-29	30-39	40-49	50+
Vinatieri	0/0	11/13	8/9	7/8	1/3
Patriots	0/0	11/13	8/9	7/8	1/3
Opponents	1/1	5/7	11/13	7/11	0/0

Vinatieri: (30G, 55N) (32G, 35G, 30G, 33G, 29N) (44N) (40G, 53N) (21G) (23G) (27G, 26G, 28G) (48G, 43G) (38G) (38G, 21G, 22G) (24G, 47G, 43G) (48G, 53G, 37N, 27G) (40G) (22G, 27N, 24G) (33G)

Opponents: (00) (43G) (20G, 43N) (33G, 33G, 34G) (38G, 46N, 27G) (36G) (19G, 48G, 32G) (39G) (43G, 35G, 35G) (28G, 30N, 45G) (31G, 36G) (42G) (24G, 47N) (25G, 23B, 30B) (47G, 47N, 28N, 49G)

Starters: Offense: WR Troy Brown (15); LT Bruce Armstrong (16); LG Joe Andruzzi (11), Adrian Klemm (3), Derrick Fletcher (2); C Damien Woody (16); RG Sale Isala (14), Max Lane (2); RT Grant Williams (8), Greg Robinson-Randall (4), M. Lane (3), A. Klemm (1); TE Rod Rutledge (10), Eric Bjornson (6); WR Terry Glenn (16); QB Drew Bledsoe (16); RB Kevin Faulk (9), J.R. Redmond (5), Patrick Pass (2); FB Tony Carter (6); 2nd TE Jermaine Wiggins (2), R. Rutledge (1), Chris Eitzmann (1); 3rd WR Chris Calloway (2) Curtis Jackson (2), Tony Simmons (2), Shockmain Davis (1).

Defense: DE/OLB Willie McGinest (14), Brandon Mitchell (1), Greg Spires (1); DE B. Mitchell (8), Garrett Johnson (2), Chad Eaton (1), G. Spires (1), Henry Thomas (1); NT C. Eaton (12), H. Thomas (4); RDE Bobby Hamilton (16), SLB Chris Slade (15); ILB Ted Johnson (11), Rob Holmberg (4), Andy Katzenmoyer (1); WLB Teddy Bruschi (16); 4th LB A. Katzenmoyer (2), R. Holmberg (1); LCB Ty Law (15), Antonio Langham (1); RCB Otis Smith (12), A. Langham (4); SS Lawyer Milloy (16), FS Tebucky Jones (9), Larry Whigham (4), O. Smith (2), A. Langham (1); 5th DB A. Langham (1).

2000 Coaching Staff: Ned Burke, Coaching Assistant; Brian Daboll, Coaching Assistant; Jeff Davidson, Assistant Offensive Line; Ivan Fears, Wide Receivers; Mark Jackson, coaching assistant; Pepper Johnson, Assistant Linebackers; Eric Mangini, Defensive Backs; Randy Melvin, Defensive Line; Markus Paul, Assistant Strength and Conditioning; Dick Rehbein, Quarterbacks; Rob Ryan, Linebackers; Dante Scarnecchia, Assistant Head Coach/Offensive Line; Brad Seely, Special Teams; DeWayne Walker, Defensive Assistant; Charlie Weiss, Offensive Coordinator/Running Backs; Mike Woicik, Strength and Conditioning.

Pro Bowl (0)

PASSING	ATT	CMP	YARDS	CMP%	YDS/ATT	TD	TD%	INT	INT%	LG	SK/YDS	RATING
Bledsoe	531	312	3291	58.8	6.20	17	3.2	13	2.4	59	45/264	77.3
Friesz	21	11	66	52.4	3.14	0	0.0	1	4.8	17	3/16	39.0
Bishop	9	3	80	33.3	8.89	1	11.1	1	11.1	44t	0/0	64.4
Brady	3	1	6	33.3	2.00	0	0.0	0	0.0	6	0/0	42.4
L. Johnson	1	1	18	100.0	18.00	0	0.0	0	0.0	18	0/0	118.8
Patriots	565	328	3461	58.1	6.13	18	3.2	15	2.7	59	48/280	75.5
Opponents	544	321	3694	59.0	6.79	23	4.2	10	1.8	81t	29/172	86.0



2001 FINAL STATISTICS (11-5)

Head Coach: Bill Belichick • AFC East Division Champions • Home Stadium: Foxboro Stadium

DATE	W/L	SCORE	OPPONENT	ATTENDANCE
9/09	L	17-23	at Cincinnati	51,521
9/23	L	3-10	N.Y. Jets	60,292
9/30	W	44-13	Indianapolis	60,292
10/07	L	10-30	at Miami	73,024
10/14	W	29-26	San Diego OT	60,292
10/21	W	38-17	at Indianapolis	56,022
10/28	L	20-31	at Denver	74,750
11/04	W	24-10	at Atlanta	45,572
11/11	W	21-11	Buffalo	60,292
11/18	L	17-24	St. Louis	60,292
11/25	W	34-17	New Orleans	60,292
12/02	W	17-16	at N.Y. Jets	78,712
12/09	W	27-16	Cleveland	60,292
12/16	W	12-9	at Buffalo OT	45,527
12/22	W	20-13	at Miami	60,292
1/06	W	38-6	at Carolina	71,907
AFC PLAYOFFS				
1/19	W	16-13	Oakland OT	60,292
1/27	W	24-17	at Pittsburgh	64,704
SUPER BOWL XXXVI (at New Orleans, La.)				
2/03	W	20-17	St. Louis	72,922

Team Statistics		PATS	OPP
TOTAL FIRST DOWNS		292	303
Rushing		101	99
Passing		163	171
Penalty		28	33
3rd Down: Made/Att	91/221	80/215	
3rd Down Pct.	41.2	37.2	
4th Down: Made/Att	7/17	5/15	
4th Down Pct.	41.2	33.3	
POSSESSION AVG.	30:48	29:12	
TOTAL NET YARDS	4882	5352	
Avg. Per Game	305.1	334.5	
Total Plays	1001	1016	
Avg. Per Play	4.9	5.3	
NET YARDS RUSHING	1793	1855	
Avg. Per Game	112.1	115.9	
Total Rushes	429	429	
NET YARDS PASSING	3089	3497	
Avg. Per Game	193.1	218.6	
Sacked/Yards Lost	46/237	41/234	
Gross Yards	3326	3731	
Att./Completions	482/306	546/299	
Completion Pct.	63.5	54.8	
Had Intercepted	15	22	
PUNTS/AVERAGE	74/41.1	73/39.5	
NET PUNTING AVG.	74/38.1	73/31.6	
PENALTIES/YARDS	92/802	93/839	
FUMBLES/BALL LOST	29/13	23/13	
TOUCHDOWNS	43	26	
Rushing	15	7	
Passing	21	15	
Returns	7	4	

Score by Periods	1	2	3	4	OT	Total
Patriots	74	133	58	100	6	371
Opponents	54	51	94	73	0	272

SCORING	TD	Ru	Pa	Rt	PAT	FG	S	TP
Vinateri	0	0	0	0	41/42	24/30	0	113
A. Smith	13	12	1	0	0	0	0	78
Brown	7	0	5	2	0	0	0	42
Patten	5	1	4	0	0	0	0	34
Wiggins	4	0	4	0	0	0	0	20
M. Edwards	3	1	2	0	0	0	0	18
Faulk	3	1	2	0	0	0	0	18
Law	2	0	0	2	0	0	0	12
O. Smith	2	0	0	2	0	0	0	12
Buckley	1	0	0	1	0	0	0	6
Glenn	1	0	0	1	0	0	0	6
C. Johnson	1	0	1	0	0	0	0	6
Pass	1	0	1	0	0	0	0	6
Patriots	43	15	21	7	41/42	24/30	0	371
Opponents	26	7	15	4	22/22	30/41	0	272

2-PT. Conversions: Patriots 0-1, Opponents 2-4

PASSING	ATT	CMP	YARDS	CMP%	YDS/ATT	TD	TD%	INT	INT%	LG	SK/YDS	RATING
Brady	413	264	2843	63.9	6.88	18	4.4	12	2.9	911	41/216	86.5
Bledsoe	66	40	400	60.6	6.06	2	3.0	2	3.0	58	5/21	75.3
Patten	2	1	60	50.0	30.0	1	50.0	1	50.0	60	0/0	95.8
Faulk	1	1	23	100.0	23.0	0	0.0	0	0.0	23	0/0	118.8
Patriots	482	306	3326	63.5	6.90	21	4.4	15	3.1	911	46/237	85.3
Opponents	546	299	3731	54.8	6.83	15	2.7	22	4.0	68	41/234	68.6

RUSHING	NO	YDS	AVG	LG	TD
A. Smith	287	1157	4.0	44	12
Faulk	41	169	4.1	24	1
M. Edwards	51	141	2.8	14	1
Redmond	35	119	3.4	16	0
Brown	11	91	8.3	31	0
Patten	5	67	13.4	29	1
Brady	36	43	1.2	12	0
Bledsoe	5	18	3.6	8	0
Pass	1	7	7.0	7	0
L. Johnson	1	-19	-19.0	-19	0
Patriots	473	1793	3.8	44	15
Opponents	429	1855	4.3	58	7

RECEIVING	NO	YDS	AVG	LG	TD
Brown	101	1199	11.9	60	5
Patten	51	749	14.7	91	4
Faulk	30	189	6.3	28	2
M. Edwards	25	166	6.6	17	2
A. Smith	19	192	10.1	41	1
Glenn	14	204	14.6	23	1
Wiggins	14	133	9.5	31	4
C. Johnson	14	111	7.9	24	1
Redmond	13	132	10.2	17	0
Pass	6	66	11.0	23	1
Rutledge	5	35	7.0	9	0
Emanuel	4	25	6.3	16	0
Coleman	2	50	25.0	46	0
Jackson	2	16	8.0	12	0
Brady	1	23	23.0	23	0
Cox	1	7	7.0	7	0
Patriots	306	3326	10.9	91	21
Opponents	299	3731	12.5	68	15

INTERCEPTIONS	NO	YDS	AVG	LG	TD
O. Smith	5	181	36.2	78	2
Law	3	91	30.3	46	2
Buckley	3	76	25.3	52	1
Vrabel	2	27	13.5	15	0
Millroy	2	21	10.5	21	0
Bruschi	2	7	3.5	4	0
Pleasant	2	0	0.0	0	0
Phifer	1	14	14.0	14	0
Stevens	1	9	9.0	9	0
T. Jones	1	-4	-4.0	-4	0
Patriots	22	422	19.2	78	5
Opponents	15	273	18.2	49	2

PUNTING	NO	YDS	AVG	NET TB	IN20	LG	BLK
Walter	49	1964	40.1	38.1	2	24	58
L.Johnson	24	1045	43.5	38.3	3	3	76
Vinateri	1	33	33.0	33.0	0	1	33
Patriots	74	3042	41.1	38.1	5	28	76
Opponents	73	2885	39.5	31.6	7	18	61

PUNT RETURNS	NO	FC	YDS	AVG	LG	TD
Brown	29	15	413	14.2	85	2
Faulk	4	0	27	6.8	10	0
Patriots	33	15	440	13.3	85	2
Opponents	26	17	124	4.8	26	0

Sacks: Hamilton 7.0, McGinest 6.0, Pleasant 6.0, Millroy 3.0, Seymour 3.0, Vrabel 3.0, Bruschi 2.0, Phifer 2.0, O. Smith 2.0, Buckley 1.0, T. Jones 1.0, Law 1.0, Mitchell 1.0, Parker 1.0. **Patriots 41.0, Opponents 46.0**

KICK RETURNS	NO	YDS	AVG	LG	TD
Faulk	33	662	20.1	42	0
Pass	10	222	22.2	33	0
Kelly	7	123	17.6	28	0
Jackson	2	30	15.0	19	0
Patten	2	44	22.0	24	0
Redmond	2	57	28.5	30	0
Brown	1	13	13.0	13	0
Bruschi	1	10	10.0	10	0
M. Edwards	1	23	23.0	23	0
Patriots	59	1184	20.1	42	0
Opponents	75	1658	22.1	64	0

FIELD GOALS	1-19	20-29	30-39	40-49	50+
Vinateri	1/1	8/8	7/8	7/12	1/1
Patriots	1/1	8/8	7/8	7/12	1/1
Opponents	2/2	11/12	8/9	7/14	2/4

Vinateri: (39G) (24G) (47G, 48G, 35G) (37G) (26G, 44N, 23G, 44G) (43G) (24G, 44G) (48G) (43N, 45N) (33G) (46N) (28G) (54G, 38G, 39N, 48N) (40G, 32G, 25G, 23G) (32G, 23G) (19G)

Opponents: (36G, 47G, 33G) (26G) (19G, 34G, 27G) (21G, 36N, 27G, 59N) (46G, 42G, 25B, 42G, 24G) (50G) (58N, 49N, 20G) (24G, 49N) (42N, 35G) (48N, 43B, 31G) (19G, 40G, 50G) (27G, 39G, 22G) (43N, 41G, 25G, 41G) (36G, 36G) (29G, 40G)

Starters: Offense: WR Troy Brown (13), Charles Johnson (1), David Patten (1); LT Matt Light (12), Grant Williams (4); LG Mike Compton (15), Damien Woody (1); C D. Woody (14), M. Compton (1), Grey Ruegamer (1); RG Joe Andruzzi (16); RT Greg Robinson-Randall (16); TE Rod Rutledge (13), Jermaine Wiggins (3); WR D. Patten (13), Bert Emanuel (1); QB Tom Brady (14), Drew Bledsoe (2); RB Antowain Smith (15), Kevin Faulk (1); FB Marc Edwards (13); 2nd TE J. Wiggins (3), R. Rutledge (1); 3rd WR C. Johnson (3); T. Glenn (1).

Defense: DE Bobby Hamilton (15), Willie McGinest (1); NT/DT Brandon Mitchell (11), Richard Seymour (3), Jace Saylor (1), DE/DT Anthony Pleasant (9), R. Seymour (7); OLB/DE A. Pleasant (7), Mike Vrabel (6), W. McGinest (3); ILB/OLB Bryan Cox (7), M. Vrabel (6), W. McGinest (1); ILB/MLB Teddy Bruschi (9), Ted Johnson (5); OLB Roman Phifer (16); LCB Ty Law (16); RCB Otis Smith (15), Terrell Buckley (1); SS Lawyer Milloy (16); FS Tebucky Jones (12), Matt Stevens (3); 5th DB Terrence Shaw (4), Antwan Harris (1); 6th DB M. Stevens (1).

Pro Bowl (4): QB Tom Brady (1), WR Troy Brown (1), CB Ty Law (2), S Lawyer Milloy (3).



2002 FINAL STATISTICS (9-7)

Head Coach: Bill Belichick • Second in AFC East • Home Stadium: Gillette Stadium

DATE	W/L	SCORE	OPPONENT	ATTENDANCE
9/09	W	30-14	Pittsburgh	68,436
9/15	W	44-7	at N.Y. Jets	78,726
9/22	W	41-38	at Kansas City OT	68,436
9/29	L	14-21	at San Diego	66,463
10/06	L	13-26	at Miami	73,369
10/13	L	10-28	Green Bay BYE WEEK	68,436
10/27	L	16-24	Denver	68,436
11/03	W	38-7	at Buffalo	73,448
11/10	W	33-30	at Chicago	63,105
11/17	L	20-27	at Oakland	62,552
11/24	W	24-17	Minnesota	68,436
11/28	W	20-12	at Detroit	62,109
12/08	W	27-17	Buffalo	68,436
12/16	L	7-24	at Tennessee	68,809
12/22	L	17-30	N.Y. Jets	68,436
12/29	W	27-24	Miami OT	68,436

Team Statistics

	PATS	OPP
TOTAL FIRST DOWNS	304	315
Rushing	99	129
Passing	184	158
Penalty	21	28
3rd Down: Made/Att	94/220	95/221
3rd Down Pct.	42.7	43.0
4th Down: Made/Att	9/20	10/16
4th Down Pct.	45.0	62.5
POSSESSION AVG.	29:11	30:49
TOTAL NET YARDS	5085	5377
Avg. Per Game	317.8	336.1
Total Plays	1031	1032
Avg. Per Play	4.9	5.2
NET YARDS RUSHING	1508	2198
Avg. Per Game	94.3	137.4
Total Rushes	395	467
NET YARDS PASSING	3577	3179
Avg. Per Game	223.6	198.7
Sacked/Yards Lost	31/190	34/199
Gross Yards	3767	3378
Att./Completions	605/374	531/314
Completion Pct.	61.8	59.1
Had Intercepted	14	18
PUNTS/AVERAGE	71/38.4	68/39.4
NET PUNTING AVG.	71/33.3	68/32.4
PENALTIES/YARDS	108/895	99/928
FUMBLES/BALL LOST	24/10	21/11
TOUCHDOWNS	43	41
Rushing	9	17
Passing	28	23
Returns	6	1
Score by Periods	1 2 3 4 OT Total	0 0 0 0 0 381
Patriots	65 95 99 116	6 381
Opponents	57 120 93 76	0 346
SCORING	TD Ru Pa Rt PAT FG S TP	0 110
Vinatieri	0 0 0 0	36/36 27/30 0 17
A. Smith	8 6 2 0	0 0 0 0 50
Fauria	7 0 7 0	0 0 0 0 44
Faulk	7 2 3 2	0 0 0 0 42
Patten	5 0 5 0	0 0 0 0 30
Brown	3 0 3 0	0 0 0 0 20
Branch	2 0 2 0	0 0 0 0 12
Bruschi	2 0 2 0	0 0 0 0 12
D. Hayes	2 0 2 0	0 0 0 0 12
Brady	1 1 0 0	0 0 0 0 6
Cleveland	1 1 0 0	0 0 0 0 6
Givens	1 0 1 0	0 0 0 0 6
Graham	1 0 1 0	0 0 0 0 6
V. Green	1 0 0 1	0 0 0 0 6
T. Jones	1 0 0 1	0 0 0 0 6
Vrabel	1 0 1 0	0 0 0 0 6
Patriots	43 9 28 6 36/36 27/30 0 381	
Opponents	41 17 23 1 40/41 20/34 0 346	

2-PT. Conversions: Patriots 3-7, Opponents 0-0

RUSHING	NO	YDS	AVG	LG	TD
A. Smith	252	982	3.9	42t	6
Faulk	52	271	5.2	45t	2
Brady	42	110	2.6	15	1
Edwards	31	96	3.1	17	0
Pass	4	27	6.8	13	0
Brown	3	14	4.7	21	0
Patten	2	6	3.0	7	0
Huard	1	4	4.0	4	0
Redmond	4	2	0.5	5	0
Branch	2	0	0.0	4	0
Davey	2	-4	-2.0	-2	0
Patriots	395	1508	3.8	45t	9
Opponents	467	2198	4.7	58t	17

RECEIVING	NO	YDS	AVG	LG	TD
Brown	97	890	9.2	38	3
Patten	61	824	13.5	39	5
Branch	43	489	11.4	49t	2
Faulk	37	379	10.2	36t	3
A. Smith	31	243	7.8	35	2
Fauria	27	253	9.4	33	7
Edwards	23	196	8.5	27	0
Cleveland	16	112	7.0	22	1
Graham	15	150	10.0	31	1
D. Hayes	12	133	11.1	40t	2
Givens	9	92	10.2	30	1
Redmond	2	5	2.5	3	0
Vrabel	1	1	1.0	1t	1
Patriots	374	3767	10.1	49t	28
Opponents	314	3378	10.8	52t	23

INTERCEPTIONS	NO	YDS	AVG	LG	TD
Buckley	4	50	12.5	39	0
Law	4	33	8.3	29	0
Bruschi	2	75	37.5	48t	2
O. Smith	2	21	10.5	22	0
V. Green	1	90	90.0	90t	1
Seymour	1	6	6.0	6	0
McGinest	1	2	2.0	2	0
Hamilton	1	0	0.0	0	0
T. Jones	1	0	0.0	0	0
Vrabel	1	0	0.0	0	0
Patriots	18	277	15.4	90t	3
Opponents	14	177	12.6	46	1

PUNTING	NO	YDS	AVG	NET TB	IN20 LG BLK
Walter	70	2723	38.9	33.3	9 19 55 1
Patriots	71	2723	38.4	33.3	9 19 55 1
Opponents	68	2680	39.4	32.4	9 15 62 0

PUNT RETURNS	NO	FC	YDS	AVG	LG	TD
Brown	24	10	175	7.3	27	0
Faulk	8	4	65	8.1	16	0
Branch	2	0	58	29.0	40	0
Patriots	34	14	298	8.8	40	0
Opponents	24	18	181	7.5	34	0

Sacks: McGinest 5.5, Seymour 5.5, Bruschi 4.5, Vrabel 4.5, Pleasant 3.0, J. Green 2.5, Hamilton 2.0, Johnson 1.5, T. Jones 1.5, Holsey 1.0, Law 1.0, Phifer 0.5. **Patriots 34.0, Opponents 31.0**

KICK RETURNS	NO	YDS	AVG	LG	TD
Branch	36	863	24.0	63	0
Faulk	26	725	27.9	87t	2
Pass	7	123	17.6	28	0
Edwards	3	27	9.0	15	0
Bruschi	1	11	11.0	11	0
J. Green	1	10	10.0	10	0
Redmond	1	12	12.0	12	0
Patriots	75	1771	23.6	87t	2
Opponents	73	1493	20.5	57	0

FIELD GOALS	1-19	20-29	30-39	40-49	50+
Vinatieri	0/0	6/6	12/12	8/10	1/2
Patriots	0/0	6/6	12/12	8/10	1/2
Opponents	1/1	6/7	8/10	5/14	0/2

Vinatieri: (45G, 28G, 27G) (28G, 31G, 40G) (37G35G) (41N) (32G) (26G) (46G) (57G, 31G, 42G, 25G) (36G, 31G, 52N) (34G) (31G, 29G) (39G, 46G, 43N) (49G) (41G, 36G, 43G, 35G)

Opponents: (39N) (39G) (50B) (45N, 40G, 33G) (42N) (48N, 19G, 39N) (50N, 25N, 45N) (39G, 40G, 32G) (39G, 49B, 28G) (43B, 38G, 41N) (23G, 45G, 39G, 46G) (26G) (45N, 28G) (39G, 23G, 43G) (47N, 28G)

Starters: Offense: WR Troy Brown (13), Deion Branch (2), Donald Hayes (1); LT Matt Light (16); LG Mike Compton (15), Joe Andruzzi (1); C Damien Woody (13), Grey Ruegamer (2), M. Compton (1); RG J. Andruzzi (12), D. Woody (2), Adrian Klemm (1), Stephen Neal (1); RT Kenyatta Jones (11), Greg Randall (3), A. Klemm (2); TE Christian Fauria (13), Daniel Graham (2), Cameron Cleveland (1); WR David Patten (14); QB Tom Brady (16); RB Antowain Smith (15); FB Marc Edwards (11); 2nd TE D. Graham (4); 3rd WR D. Branch (5).

Defense: DE Bobby Hamilton (9), Willie McGinest (7); DT/NT B. Hamilton (6), Steve Martin (5), Richard Seymour (3), Rick Lyle (2); DT/DE R. Seymour (13), Anthony Pleasant (2), W. McGinest (1); DE/OLB A. Pleasant (9), Jarvis Green (4), Mike Vrabel (3); OLB/ILB M. Vrabel (10), Tedy Bruschi (3), W. McGinest (1); MLB/ILB Ted Johnson (11), T. Bruschi (5); OLB/OLB Roman Phifer (14), T. Bruschi (1), W. McGinest (1); LCB Ty Law (16); RCB Otis Smith (13), Terrell Buckley (2), Leonard Myers (1); SS Lawyer Milloy (16); FS Tebucky Jones (12), Victor Green (4); 5th Defensive Back V. Green (2)

2002 Coaching Staff: Romeo Crennel, Defensive Coordinator/Defensive Line; Brian Daboll, Wide Receivers; Jeff Davidson, Assistant Offensive Line/Tight Ends; Ivan Fears, Running Backs; Pepper Johnson, Inside Linebackers; Eric Mangini, Defensive Backs; Markus Paul, Assistant Strength and Conditioning; Rob Ryan, Outside Linebackers; Dante Scarnecchia, Assistant Head Coach/Offensive Line; Brad Seely, Special Teams; Charlie Weiss, Offensive Coordinator/Quarterbacks; Mike Woicik, Strength and Conditioning.

Pro Bowl (6): SpT Larry Izzo (2); CB Ty Law (3), S Lawyer Milloy (4), DT Richard Seymour (1), K Adam Vinatieri (1), C Damien Woody (1).

PASSING	ATT	CMP	YARDS	CMP%	YDS/ATT	TD	TD%	INT	INT%	LG	SK/YDS	RATING
Brady	601	373	3764	62.1	6.26	28	4.7	14	2.3	49t	31/190	85.7
Davey	2	1	3	50.0	1.50	0	0.0	0	0.0	3	0/0	56.3
Faulk	1	0	0	0.0	0.00	0	0.0	0	0.0	0	0/0	39.6
Patten	1	0	0	0.0	0.00	0	0.0	0	0.0	0	0/0	39.6
Patriots	605	374	3767	61.8	6.23	28	4.6	14	2.3	49t	31/190	85.3
Opponents	631	314	3378	59.1	5.36	23	4.3	18	3.4	52t	34/199	78.2



2003 FINAL STATISTICS (14-2)

Head Coach: Bill Belichick • AFC East Division Champions • Home Stadium: Gillette Stadium

DATE	W/L	SCORE	OPPONENT	ATTENDANCE
9/07	L	0-31	at Buffalo	73,262
9/14	W	31-10	at Philadelphia	67,624
9/21	W	23-16	N.Y. Jets	68,436
9/28	L	17-20	at Washington	83,832
10/05	W	38-30	Tennessee	68,436
10/12	W	17-6	N.Y. Giants	68,436
10/19	W	19-13	at Miami OT	73,650
10/26	W	9-3	Cleveland	68,436
11/03	W	30-26	at Denver	68,436

BYE WEEK				
11/16	W	12-0	Dallas	68,436
11/23	W	23-20	at Houston OT	70,719
11/30	W	38-34	at Indianapolis	57,102
12/07	W	12-0	Miami	68,436
12/14	W	27-13	Jacksonville	68,436
12/20	W	21-16	at N.Y. Jets	77,835
12/27	W	31-0	Buffalo	68,436

AFC PLAYOFFS				
1/10	W	17-14	Tennessee	68,436
1/18	W	24-14	Indianapolis	68,436

SUPER BOWL XXXVIII (at Houston, Texas)				
2/01	W	32-29	Carolina	71,525

Team Statistics

	PATS	OPP
--	------	-----

TOTAL FIRST DOWNS	294	293
Rushing	91	91
Passing	177	177
Penalty	26	25
3rd Down: Made/Att	84/227	81/235
3rd Down Pct.	37.0	34.5
4th Down: Made/Att	6/14	6/16
4th Down Pct.	42.9	37.5

POSSESSION AVG.	30.50	29.10
------------------------	--------------	--------------

TOTAL NET YARDS	5039	4666
------------------------	-------------	-------------

Avg. Per Game	314.9	291.6
Total Plays	1042	1060
Avg. Per Play	4.8	4.4

NET YARDS RUSHING	1607	1434
--------------------------	-------------	-------------

Avg. Per Game	100.4	89.6
Total Rushes	473	401

NET YARDS PASSING	3432	3232
--------------------------	-------------	-------------

Avg. Per Game	214.5	202.0
Sacked/Yards Lost	32/219	41/253
Gross Yards	3651	3485
Att./Completions	537/320	618/328
Completion Pct.	59.6	53.1
Had Intercepted	13	29

PUNTS/AVERAGE	88/37.1	90/40.6
----------------------	----------------	----------------

NET PUNTING AVG.	88/33.5	90/34.4
-------------------------	----------------	----------------

PENALTIES/YARDS	111/998	107/845
------------------------	----------------	----------------

FUMBLES/BALL LOST	25/11	31/12
--------------------------	--------------	--------------

TOUCHDOWNS	39	23
-------------------	-----------	-----------

Rushing	9	10
Passing	23	11
Returns	7	2

Score by Periods	1	2	3	4	OT	Total
-------------------------	----------	----------	----------	----------	-----------	--------------

Patriots	80	83	79	97	9	348
Opponents	42	73	51	72	0	238

SCORING	TD	Ru	Pa	Rt	PAT	FG	S	P
Vinateri	0	0	0	0	37/38	25/34	0	112
Givens	6	0	0	0	0	0	0	36
Cloud	5	5	0	0	0	0	0	30
T. Brown	4	0	4	0	0	0	0	24
Graham	4	0	4	0	0	0	0	24
Branch	3	0	3	0	0	0	0	18
B. Johnson	3	0	2	1	0	0	0	18
Smith	3	3	0	0	0	0	0	18
Bruschi	2	0	0	2	0	0	0	12
Fauria	2	0	2	0	0	0	0	12
Brady	1	1	0	0	0	0	0	6
Centers	1	0	1	0	0	0	0	6
Chatham	1	0	0	1	0	0	0	6
Law	1	0	0	1	0	0	0	6
McGinest	1	0	0	1	0	0	0	6
Samuel	1	0	0	1	0	0	0	6
Ward	1	0	1	0	0	0	0	6
Patriots	39	9	23	7	37/38	25/34	1	348
Opponents	23	10	11	2	21/21	25/35	1	238

PASSING	ATT	CMP	YARDS	CMP%	YDS/ATT	TD	TD%	INT	INT%	LG	SK/YDS	RATING
Brady	527	317	3620	60.2	6.87	23	4.4	12	2.3	82	32/219	85.9
Davey	7	3	31	42.9	4.43	0	0.0	0	0.0	16	0/0	56.3
Faulk	1	0	0	0.0	0.0	0	0.0	0	0.0	0	0/0	39.6
Givens	1	0	0	0.0	0.0	0	0.0	1	100.0	0	0/0	0.0
Huard	1	0	0	0.0	0.0	0	0.0	0	0.0	0	0/0	39.6
Patriots	537	320	3651	59.6	6.80	23	4.3	13	2.4	82	32/219	84.3
Opponents	618	328	3485	53.1	5.64	11	1.8	29	4.7	67	41/253	68.2

RUSHING	NO	YDS	AVG	LG	TD
Smith	182	642	3.5	30	3
Faulk	178	638	3.6	23	0
Cloud	27	118	4.4	42	5
Centers	21	82	3.9	13	0
Brady	42	63	1.5	11	1
T. Brown	6	27	4.5	11	0
Pass	6	27	4.5	11	0
Branch	1	11	11.0	11	0
Klecko	2	5	2.5	5	0
Patten	1	4	4.0	4	0
McCrory	3	3	1.0	4	0
Walter	2	0	0.0	0	0
Huard	1	-1	-1.0	-1	0
B. Johnson	1	-12	-12.0	-12	0
Patriots	473	1607	3.4	42	9
Opponents	401	1434	3.6	23	10

RECEIVING	NO	YDS	AVG	LG	TD
Branch	57	803	14.1	66	3
Faulk	48	440	9.2	27	0
T. Brown	40	472	11.8	82	4
Graham	38	409	10.8	38	4
Givens	34	510	15.0	57	6
Fauria	28	285	10.2	28	2
Centers	19	106	5.6	14	1
B. Johnson	16	209	13.1	45	2
Smith	14	92	6.6	16	0
Patten	9	140	15.6	42	0
Ward	7	106	15.1	31	1
Pass	4	21	5.3	11	0
Stokes	2	38	19.0	31	0
McCrory	2	12	6.0	9	0
Cloud	1	8	8.0	9	0
Andruzzi	1	0	0.0	0	0
Patriots	320	3651	11.4	82	23
Opponents	328	3485	10.6	67	11

INTERCEPTIONS	NO	YDS	AVG	LG	TD
Law	6	112	18.7	65	1
Poole	6	81	13.5	44	0
Wilson	4	18	4.5	10	0
Bruschi	3	26	8.7	18	2
Harrison	3	0	0.0	2	0
Samuel	2	55	27.5	55	1
Vrabel	2	18	9.0	14	0
Morris	1	33	33.0	33	0
McGinest	1	15	15.0	15	1
Izzo	1	0	0.0	0	0
Patriots	29	358	12.3	65	5
Opponents	13	122	9.4	37	1

PUNTING	NO	YDS	AVG	NET BT	IN20	LG	BLK
Walter	76	2865	37.7	33.6	3	25	52
Barnard	10	365	36.5	32.5	1	4	49
Brady	1	36	36.0	36.0	1	36	0
Patriots	88	3266	37.1	33.5	4	30	52
Opponents	90	3658	40.6	34.4	5	21	71

Sacks: Vrabel 9.5, Seymour 8.0, McGinest 5.5, Harrison 3.0, Bruschi 2.0, Colvin 2.0, Green 2.0, Washington 2.0, Chatham 1.5, Klecko 1.5, Banta-Cain 1.0, Cherry 1.0, Pleasant 1.0, Warren 1.0, Patriots 41.0, Opponents 32.0

PUNT RETURNS	NO	FC	YDS	AVG	LG	TD
T. Brown	29	13	293	10.1	23	0
Poole	11	3	75	6.8	18	0
Faulk	5	6	66	13.2	19	0
Branch	4	1	26	6.5	11	0
B. Johnson	1	0	2	2.0	2	0
Ward	0	2	0	---	---	0
Patriots	50	25	462	9.2	23	0
Opponents	38	11	240	6.3	57	1

KICK RETURNS	NO	YDS	AVG	LG	TD
B. Johnson	30	847	28.2	92	1
Pass	11	254	23.1	36	0
Faulk	10	207	20.7	30	0
Cloud	2	38	19.0	19	0
Givens	2	31	15.5	20	0
Klecko	2	20	10.0	10	0
Vrabel	2	22	11.0	14	0
Bruschi	1	9	9.0	9	0
Patriots	60	1428	23.8	92	1
Opponents	77	1623	21.1	75	0

FIELD GOALS	1-19	20-29	30-39	40-49	50+
Vinateri	0/0	16/17	4/8	5/8	0/1
Patriots	0/0	16/17	4/8	5/8	0/1
Opponents	1/1	8/8	8/11	7/14	1/1

Vinateri: (1) (27G) (24G, 22G, 47G) (23G 46N) (34N, 39N, 48G) (42N, 28G) (25G, 30G) (27G 48N, 28G, 38G) (40G, 46G, 28G) (32G, 28G) (21G, 38N, 32G, 37B, 28G) (43G) (29G, 54N) (22G, 31G) (1) (24N, 24G)

Opponents: (44G) (57G) (41G, 39G, 30G, 42N) (38G, 29G, 48B) (48G, 43G, 46N, 33G, 37G, 41G) (22G, 47N, 49N, 34G) (23G, 34G, 35B, 35N) (29G) (44N, 43G) (1) (19G, 31G) (40G, 29G) (1) (24G, 23G, 34N) (29G) (40N)

STARTERS

Offense: WR Troy Brown (10), David Givens (3), Bethel Johnson (3); LT Matt Light (16); LG Damien Woody (12), Mike Compton (2), Joe Andruzzi (1), Russ Hochstein (1); C Dan Koppin (15), Damien Woody (1); RG Joe Andruzzi (15), Damien Woody (1); RT Tom Ashworth (13), Adrian Klemm (3); TE Christian Fauria (13), Daniel Graham (3); WR Deion Branch (9), David Patten (5); QB Tom Brady (16); RB Kevin Faulk (8), Antowain Smith (6), Michael Cloud (1); FB Larry Centers (3), Fred McCrory (3); 3rd WR Deion Branch (2), David Givens (2), Bethel Johnson (1); 4th WR Bethel Johnson (1); 2nd TE Daniel Graham (5).

Defense: LE Bobby Hamilton (16); DT/NT Ted Washington (10), Ty Warren (4), Rick Lyle (1), Dan Klecko (1); DT/RE Richard Seymour (14), Jarvis Green (2); DE/OLB Willie McGinest (9), Jarvis Green (5), Roosevelt Colvin (2); OLB/ILB Roman Phifer (12), Willie McGinest (2), Ted Johnson (2); MLB/ILB Teddy Bruschi (16); OLB/ILB Mike Vrabel (9), Matt Chatham (4), Roman Phifer (3); LCB Ty Law (14), Tyrone Poole (1), Asante Samuel (1); RCB Tyrone Poole (15), Ty Law (1); SS Rodney Harrison (16); FS Eugene Wilson (15), Antwan Harris (1).

2003 Coaching Staff: Romeo Crennel, Defensive Coordinator/Defensive Line; Brian Daboll, Wide Receivers; Jeff Davidson, Assistant Offensive Line/Tight Ends; Ivan Fears, Running Backs; John Hufnagel, Quarterbacks; Pepper Johnson, Inside Linebackers; Eric Mangini, Defensive Backs; Markus Paul, Assistant Strength and Conditioning; Rob Ryan, Outside Linebackers; Dante Scarnecchia, Assistant Head Coach/Offensive Line; Brad Seely, Special Teams; Charlie Weiss, Offensive Coordinator; Mike Woick, Strength and Conditioning.

Pro Bowl (3): CB Ty Law (4), LB Willie McGinest (2), DL Richard Seymour (2).



2004 FINAL STATISTICS (14-2)

Head Coach: Bill Belichick • AFC East Division Champions • Home Stadium: Gillette Stadium

DATE	W/L	SCORE	OPPONENT	ATTENDANCE
09/09	W	27-24	Indianapolis	68,756
09/19	W	23-12	Arizona	51,557
BYE WEEK				
10/03	W	31-17	at Buffalo	72,698
10/10	W	24-10	Miami	68,756
10/17	W	30-20	Seattle	68,756
10/24	W	13-7	N.Y. Jets	68,756
10/31	L	20-34	at Pittsburgh	64,737
11/07	W	40-22	at St. Louis	66,107
11/14	W	29-6	Buffalo	68,756
11/22	W	27-19	at Kansas City	78,431
11/28	W	24-3	Baltimore	68,756
12/05	W	42-15	at Cleveland	73,028
12/12	W	35-28	Cincinnati	68,756
12/20	L	28-29	at Miami	73,629
12/26	W	23-7	at N.Y. Jets	77,975
1/02	W	21-7	San Francisco	68,756
AFC PLAYOFFS				
1/16	W	20-3	Indianapolis	68,756
1/23	W	41-27	at Pittsburgh	65,242
SUPER BOWL XXXIX (at Jacksonville, Fla.)				
2/06	W	24-21	Philadelphia	78,125

Team Statistics

	PATS	OPP
TOTAL FIRST DOWNS	344	290
Rushing	120	83
Passing	193	177
Penalty	31	30
3rd Down: Made/Att	93/206	81/209
3rd Down Pct.	45.1	38.8
4th Down: Made/Att	4/10	13/30
4th Down Pct.	40.0	43.3
POSSESSION AVG.	31:22	28:38
TOTAL NET YARDS	5722	4972
Avg. Per Game	357.6	310.8
Total Plays	1035	988
Avg. Per Play	5.5	5.0
NET YARDS RUSHING	2134	1572
Avg. Per Game	133.4	98.3
Total Rushes	524	405
NET YARDS PASSING	3588	3400
Avg. Per Game	224.3	212.5
Sacked/Yards Lost	26/162	45/311
Gross Yards	3750	3711
Att./Completions	485/293	538/315
Completion Pct.	60.4	58.6
Had Intercepted	14	20
PUNTS/AVERAGE	56/42.9	69/41.5
NET PUNTING AVG.	56/33.7	69/36.8
PENALTIES/YARDS	101/822	118/1014
FOULDS/BALL LOST	24/13	31/16
TOUCHDOWNS	48	51
Rushing	15	9
Passing	29	18
Returns	5	4

Score by Periods	1	2	3	4	OT	Total
Patriots	87	159	102	89	0	437
Opponents	55	94	45	66	0	260

SCORING	TD	Ru	Pa	Rt	PAT	FG	S	TP
Vinatieri	0	0	0	0	48/48	31/33	0	141
Dillon	13	12	1	0	0	0	80	
Graham	7	0	7	0	0	0	42	
Patten	7	0	7	0	0	0	42	
Branch	4	0	4	0	0	0	24	
Faulk	3	2	1	0	0	0	18	
Givens	3	0	3	0	0	0	18	
Fauria	2	0	2	0	0	0	12	
B. Johnson	2	0	1	1	0	0	12	
Vrabel	2	0	2	0	0	0	12	
Abdullah	1	1	0	0	0	0	6	
Brown	1	0	1	0	0	0	6	
Gay	1	0	0	1	0	0	6	
Green	1	0	0	1	0	0	6	
Samuel	1	0	0	1	0	0	6	
Seymour	1	0	0	1	0	0	6	
Patriots	49	15	29	5	48/48	31/33	0	437
Opponents	31	9	18	4	23/23	15/18	0	260

2-Pt. Conversions: Patriots 1-1 (Dillon), Opp. 3-8

RUSHING	NO	YDS	AVG	LG	TD
Dillon	345	1635	4.7	44	12
Faulk	54	255	4.7	20	2
Pass	39	141	3.6	19	0
Cobbs	22	50	2.3	13	0
Brady	43	28	0.7	10	0
Abdullah	13	13	1.0	5	1
B. Johnson	2	8	4.0	11	0
Patten	1	5	5.0	5	0
Izzo	1	0	0.0	0	0
Davey	4	-1	-2.3	3	0
Patriots	524	2134	4.1	44	15
Opponents	405	1572	3.9	34	9

RECEIVING	NO	YDS	AVG	LG	TD
Givens	56	874	15.6	50	3
Patten	44	800	18.2	48	7
Branch	35	454	13.0	26	4
Graham	30	364	12.1	48	7
Pass	28	215	7.7	22	0
Faulk	26	248	9.5	31	1
Brown	17	184	10.8	22	1
Fauria	16	195	12.2	25	2
Dillon	15	103	6.9	20	1
B. Johnson	10	174	17.4	48	1
Weaver	8	93	11.6	25	0
Klecko	3	18	6.0	11	0
Watson	2	16	8.0	14	0
Vrabel	2	3	1.5	21	2
Abdullah	1	9	9.0	9	0
Patriots	293	3750	12.8	50	29
Opponents	315	3711	11.8	65	18

INTERCEPTIONS	NO	YDS	AVG	LG	TD
Wilson	4	51	12.8	24	0
Bruschi	3	70	23.3	36	0
Brown	3	22	7.3	17	0
Gay	2	23	11.5	13	0
Harrison	2	12	6.0	12	0
Samuel	1	34	34.0	34	1
McGinest	1	27	27.0	27	0
Phifer	1	26	26.0	26	0
Poole	1	21	21.0	21	0
Banta-Cain	1	4	4.0	4	0
Law	1	0	0.0	0	0
Patriots	20	290	14.5	36	1
Opponents	14	242	17.3	65	1

PUNTING	NO	YDS	AVG	NET TB	IN20	LG	BLK	
Jo. Miller	56	2350	42.0	33.7	5	19	69	0
Patriots	56	2350	42.0	33.7	5	19	69	0
Opponents	69	2866	41.5	36.8	5	21	63	0

Sacks: McGinest 9.5, Vrabel 5.5, Colvin 5.0, Seymour 5.0, Green 4.0, Bruschi 3.5, Warren 3.5, Harrison 3.0, Wilfork 2.0, Banta-Cain 1.5, Phifer 1.5, T. Johnson 1.0.

Patriots 45.0, Opponents 26.0

PUNT RETURNS	NO	FC	YDS	AVG	LG	TD
Faulk	20	11	133	6.7	16	0
Brown	12	3	83	6.9	23	0
B. Johnson	4	1	8	2.0	6	0
Poole	2	0	6	3.0	6	0
Branch	1	0	0	0.0	0	0
Gay	1	0	0	0.0	0	0
Patriots	40	15	230	5.8	23	0
Opponents	31	7	365	11.8	71	1

KICK RETURNS	NO	YDS	AVG	LG	TD
B. Johnson	41	1016	24.8	93	1
Pass	6	115	19.2	24	0
Faulk	4	73	18.3	24	0
Kasper	3	61	20.3	21	0
Banta-Cain	1	21	21.0	21	0
Patten	1	16	16.0	16	0
Patriots	56	1302	23.3	93	1
Opponents	86	2003	23.3	98	1

FIELD GOALS	1-9	20-29	30-39	40-49	50+
Vinatieri	0/0	13/13	7/7	11/12	0/1
Patriots	0/0	13/13	7/7	11/12	0/1
Opponents	1/1	5/5	5/6	2/3	2/3

Vinatieri: (32G, 43G) (29G, 28G, 24G) (42G) (40G, 47N) (40G, 39G, 30G) (41G, 27G) (43G, 25G) (43G, 31G, 45G, 36G) (27G, 24G, 20G, 45G, 37G) (37G, 28G) (28G, 40G, 48G) (0/0) (28G, 29G, 50N, 26G)

Opponents: (32G, 48N) (51G, 52G, 58N) (33G) (29G) (33G, 40G, 28G, 31G) (0) (19G, 29G) (0) (44G, 24G) (22G) (0) (30G) (39N)

STARTERS

Offense: WR Deion Branch (9), David Patten (6), Bethel Johnson (1); LT Matt Light (16); LG Joe Andruzzi (14), Russ Hochstein (2); C Dan Koppin (16); RG Stephen Neal (14), Joe Andruzzi (2); RT Brandon Gorin (10) Tom Ashworth (6); TE Daniel Graham (14), Christian Fauria (2); WR David Givens (11), David Patten (3); QB Tom Brady (16); RB Corey Dillon (14), Kevin Faulk (1); FB Patrick Pass (4), Dan Klecko (2); 3rd WR David Patten (2), David Givens (1); 2nd TE Christian Fauria (8), Benjamin Watson (1); 3rd TE Jed Weaver (1).

Defense: LE Ty Warren (16); NT Keith Taylor (10), Vince Wilfork (6); RE Richard Seymour (15), Jarvis Green (1); OLB Willie McGinest (16); ILB Ted Johnson (15), Roman Phifer (1); ILB Tedy Bruschi (16); OLB Mike Vrabel (15), Roosevelt Colvin (1); LCB Ty Law (7), Asante Samuel (3), Eugene Wilson (3), Earthwind Moreland (2), Randall Gay (1); RCB Randall Gay (7), Asante Samuel (5), Tyrone Poole (4); SS Rodney Harrison (16); FS Eugene Wilson (11), Don Davis (2), Dexter Reid (2), Randall Gay (1).

2004 Coaching Staff: Romeo Crennel, Defensive Coordinator; Brian Daboll, Wide Receivers; Jeff Davidson, Assistant Offensive Line/Tight Ends; Ivan Fears, Running Backs; Pepper Johnson, Defensive Line; Eric Mangini, Defensive Backs; Josh McDaniels, Quarterbacks; Matt Patricia, Coaching Assistant; Markus Paul, Assistant Strength and Conditioning; Dean Pees, Linebackers; Dante Scarnecchia, Assistant Head Coach/Offensive Line; Brad Seely, Special Teams; Cory Undlin, Coaching Assistant; Charlie Weis, Offensive Coordinator; Mike Woicik, Strength and Conditioning.

Pro Bowl (5): QB Tom Brady (2), LB Tedy Bruschi (1), SpT Larry Izzo (3), DL Richard Seymour (3), K Adam Vinatieri (2).

PASSING	ATT	CMP	YARDS	CMP%	YDS/ATT	TD	TD%	INT	INT%	LG	SK/YDS	RATING
Brady	474	288	3692	60.8	7.79	28	5.9	14	3.0	50	26/162	92.6
Davey	10	4	54	40.0	5.40	0	0.0	0	0.0	20	0/0	57.9
Vinatieri	1	1	4	100.0	4.00	1	100.0	0	0.0	4	0/0	122.9
Patriots	485	293	3750	60.4	7.73	29	6.0	14	2.9	50	26/162	92.5
Opponents	538	315	3711	58.6	6.90	18	3.3	20	3.7	65	45/311	75.3



2005 FINAL STATISTICS (10-6)

Head Coach: Bill Belichick • AFC East Division Champions • Home Stadium: Gillette Stadium

DATE	W/L	SCORE	OPPONENT	ATTENDANCE
09/08	W	30-20	Oakland	68,756
09/18	L	17-27	at Carolina	73,528
09/25	W	23-20	at Pittsburgh	64,869
10/02	L	17-41	San Diego	68,756
10/09	W	31-28	at Atlanta	71,079
10/16	L	20-28	Denver	76,571
			BYE WEEK	
10/30	W	21-16	Buffalo	68,756
11/07	L	21-40	Indianapolis	68,756
11/13	W	23-16	at Miami	73,405
11/20	W	24-17	New Orleans	68,756
11/27	L	16-26	at Kansas City	78,025
12/04	W	16-3	N.Y. Jets	68,756
12/11	W	35-7	at Buffalo	71,810
12/17	W	28-0	Tampa Bay	68,756
12/26	W	31-21	at N.Y. Jets	77,569
1/01	L	26-28	Miami	68,756

AFC PLAYOFFS				
1/07	W	28-3	Jacksonville	68,756
1/14	L	13-27	at Denver	76,238

Team Statistics

	PATS	OPP
TOTAL FIRST DOWNS	334	306
Rushing	101	94
Passing	204	179
Penalty	29	33
3rd Down: Made/Att	93/221	92/219
3rd Down Pct.	42.1	42.0
4th Down: Made/Att	13/17	3/9
4th Down Pct.	76.5	33.3
POSSESSION AVG.	30.19	29.41
TOTAL NET YARDS	5632	5283
Avg. Per Game	352.0	330.2
Total Plays	1031	997
Avg. Per Play	5.5	5.3
NET YARDS RUSHING	1512	1580
Avg. Per Game	94.5	98.8
Total Rushes	439	437
NET YARDS PASSING	4120	3703
Avg. Per Game	257.5	231.4
Sacked/Yards Lost	28/202	33/223
Gross Yards	4322	3926
Att./Completions	564/352	527/296
Completion Pct.	62.4	56.2
Had Intercepted	15	10
PUNTS/AVERAGE	77/44.6	81/43.7
NET PUNTING AVG.	77/38.3	81/37.8
PENALTIES/YARDS	110/921	132/1068
FUMBLES/BALL LOST	19/9	13/8
TOUCHDOWNS	46	38
Rushing	16	11
Passing	28	25
Returns	2	2

Score by Periods	1	2	3	4	OT	Total
Patriots	90	74	97	118	0	379
Opponents	55	117	56	110	0	338

SCORING	TD	Ru	Pa	Rt	PAT	FG	S	TP
Vinateri	0	0	0	0	40/41	20/25	0	100
Dillon	13	12	1	0	0	0	0	78
Branch	5	0	5	0	0	0	0	30
Watson	4	0	4	0	0	0	0	24
Brady	4	0	3	1	0	0	0	24
Pass	3	0	0	0	0	0	0	18
Dwight	3	0	0	0	0	0	0	18
Graham	3	0	3	0	0	0	0	18
Givens	2	0	2	0	0	0	0	12
Fauria	2	0	2	0	0	0	0	12
T. Brown	2	0	2	0	0	0	0	12
Brady	1	1	0	0	0	0	0	6
Ashworth	1	0	1	0	0	0	0	6
Sanders	1	0	0	1	0	0	0	6
Johnson	1	0	1	0	0	0	0	6
A. Davis	1	0	1	0	0	0	0	6
Evans	0	0	0	0	0	0	1	2
Flutie	0	0	0	0	1/1	0/0	0	1
Patriots	46	16	28	2	41/42	20/25	1	379
Opponents	38	11	25	2	34/34	24/30	1	338

2-Pt. Conversions: Patriots 1-4 (Evans), Opponents 1-4

PASSING	ATT	CMP	YARDS	CMP%	YDS/ATT	TD	TD%	INT	INT%	LG	SK/YDS	RATING
Brady	530	334	4110	63.0	7.75	26	4.9	14	2.6	71	26/188	92.3
Cassel	24	13	183	54.2	7.63	2	8.3	1	4.2	36	1/1	89.4
Flutie	10	5	29	50.0	2.90	0	0.0	0	0.0	13	1/13	56.3
Patriots	564	352	4322	62.4	7.66	28	5.0	15	2.7	71	28/202	91.5
Opponents	527	296	3926	56.2	7.45	25	4.7	10	1.9	85	33/223	87.8

RUSHING	NO	YDS	AVG	LG	TD
Dillon	209	733	3.5	29	12
Pass	54	245	4.5	31	3
Evans	51	192	3.8	21	0
Faulk	51	145	2.8	13	0
Brady	27	89	3.3	15	1
Cloud	23	59	2.6	15	0
Zereoue	7	14	2.0	12	0
Givens	2	13	6.5	9	0
Cassel	6	12	2.0	9	0
Dwight	4	11	2.8	12	0
Flutie	5	-1	-0.2	2	0
Patriots	439	1512	3.4	31	16
Opponents	437	1580	3.6	68	11

RECEIVING	NO	YDS	AVG	LG	TD
Johnson	78	998	12.8	51	5
Givens	59	738	12.5	40	2
T. Brown	39	466	11.9	71	2
Watson	29	441	15.2	35	4
Faulk	29	260	9.0	23	0
Cassel	22	227	10.3	39	0
Dillon	22	181	8.2	25	1
Dwight	19	332	17.5	59	3
Graham	16	235	14.7	45	3
Evans	10	88	8.8	19	0
A. Davis	9	190	21.1	60	1
Fauria	8	57	7.1	18	2
Johnson	4	67	16.8	55	1
Childress	3	32	10.7	21	0
Vrabel	3	4	1.3	21	3
Zereoue	1	5	5.0	5	0
Ashworth	1	1	1.0	11	1
Patriots	352	4322	12.3	71	28
Opponents	296	3926	13.3	85	25

INTERCEPTIONS	NO	YDS	AVG	LG	TD
Samuel	3	15	5.0	15	0
Hobbs	3	8	2.7	8	0
Vrabel	2	23	11.5	24	1
Sanders	1	39	39.0	39	1
Wilson	1	0	0.0	0	0
Patriots	10	85	8.5	39	2
Opponents	15	188	12.5	74	2

PUNTING	NO	YDS	AVG	NET YB	IN20	LG	BLK
J. Miller	76	3431	45.1	38.3	4	22	59
Patriots	76	3431	44.6	38.3	4	22	59
Opponents	81	3537	43.7	37.8	8	27	68

Sacks: Colvin 7.0, McGinest 6.0, Vrabel 4.5, Patey 4.0, Green 2.5, Bruschi 2.0, Warren 1.5, Peotart 1.0, Chatham 1.0, Beisel 1.0, Hawkins 1.0, Klecko 0.5, Wilfork 0.5, Banta-Cain 0.5.

Patriots 33.0, Opponents 28.0

PUNT RETURNS	NO	FC	YDS	AVG	LG	TD
Dwight	32	13	273	8.5	29	0
T. Brown	7	5	30	4.3	7	0
Johnson	1	0	11	11.0	11	0
Patriots	42	18	314	7.9	29	0
Opponents	40	14	405	9.6	26	0

KICK RETURNS	NO	YDS	AVG	LG	TD
Johnson	31	694	22.4	54	0
Hobbs	15	361	24.1	37	0
Dwight	10	250	25.0	38	0
Faulk	4	81	20.3	26	0
A. Davis	3	108	36.0	65	0
Pass	2	31	15.5	21	0
Cloud	1	15	15.0	15	0
Banta-Cain	1	14	14.0	14	0
Watson	1	1	1.0	1	0
Stone	1	0	0.0	0	0
Izzo	1	0	0.0	0	0
Patriots	70	1555	22.2	65	0
Opponents	68	1487	21.9	46	0

FIELD GOALS	1-19	20-29	30-39	40-49	50+
Vinateri	0/0	7/7	9/10	4/6	0/2
Patriots	0/0	7/7	9/10	4/6	0/2
Opponents	0/0	6/6	9/12	6/8	3/4

Vinateri: (26Y)(45G)(53N, 48G, 35G, 43G)(37N, 24G)
(29G)(39G, 53N, 38G)(44N)(35G, 32G, 33G)(37G)
(29G)(45N, 21G, 34G, 22G)(0)(26G)(49G, 33G)

Opponents: (43N)(51G, 52G)(33G, 52N, 24G)
(42G, 21G)(33G, 58G)(46N, 23G, 35G, 41G)
(35G, 20G)(31N, 36G)(30M, 46G)(25G, 20G, 33G, 47G)
(38G)(32N)(0)(36G, 38G, 41G, 42G)

STARTERS

Offense: WR Deion Branch (15); LT Nick Kazur (11), Matt Light (3), Tom Ashworth (2); LG Logan Mankins (16); C Dan Koppin (9), Russ Hochstein (2); RG Stephen Neal (16); RT Brandon Gorin (8) Tom Ashworth (8); TE Daniel Graham (9), Christian Fauria (5), Benjamin Watson (2); WR David Givens (10), Andre' Davis (3), Troy Brown (2); QB Tom Brady (16); RB Corey Dillon (10), Patrick Pass (3), Kevin Faulk (2), Heath Evans (1); FB Patrick Pass (1); 3rd WR Bethel Johnson (1), Tim Dwight (1), Troy Brown (2), Andre' Davis (1); 2nd TE Benjamin Watson (7), Christian Fauria (4); 3rd TE Christian Fauria (1), Tom Ashworth (1).

Defense: LE Ty Warren (16); NT/DT Vince Wilfork (16); RE/DT Richard Seymour (12), Jarvis Green (4); OLB/DE Willie McGinest (11), Mike Vrabel (4), Jarvis Green (1); ILB/OLB Mike Vrabel (12), Monty Beisel (4); ILB/MLB Tedy Bruschi (9), Chad Brown (5), Monty Beisel (2); OLB Rosevelt Colvin (11), Willie McGinest (5); LCB Asante Samuel (15), Hank Poteat (1); RCB Ellis Hobbs (8), Duane Starks (6), Tyrone Poole (1), Randall Gay (1); SS Artrell Hawkins (4), Rodney Harrison (3), Michael Stone (3), Guss Scott (2), James Sanders (2), Arturo Freeman (1), Randall Gay (1); FS Eugene Wilson (16).

2005 Coaching Staff: Joel Collier, Assistant Secondary; Brian Daboll, Wide Receivers; Ivan Fears, Running Backs; Pepper Johnson, Defensive Line; Eric Mangini, Defensive Coordinator; Pete Mangurian, Tight Ends; Josh McDaniels, Quarterbacks; Harold Nash, Assistant Strength and Conditioning; Matt Patricia, Assistant Offensive Line; Dean Pees, Linebackers; Dante Scarnecchia, Assistant Head Coach/Offensive Line; Brad Seely, Special Teams; Mike Woicik, Strength and Conditioning.

Pro Bowl (2): QB Tom Brady (3), DL Richard Seymour (4).



2006 FINAL STATISTICS (12-4)

Head Coach: Bill Belichick • AFC East Division Champions • Home Stadium: Gillette Stadium

DATE	W/L	SCORE	OPPONENT	ATTENDANCE
9/10	W	19-17	Buffalo	68,756
9/17	W	24-17	at N.Y. Jets	77,595
9/24	L	7-17	Denver	68,756
10/01	W	38-13	at Cincinnati	66,035
10/08	W	20-10	Miami	68,756
BYE WEEK				
10/22	W	28-6	at Buffalo	72,180
10/30	W	31-7	at Minnesota	63,819
11/05	L	20-27	Indianapolis	68,756
11/12	L	14-17	N.Y. Jets	68,756
11/19	W	35-0	at Green Bay	70,753
11/26	W	17-13	Chicago	68,756
12/03	W	28-21	Detroit	68,756
12/10	L	0-21	at Miami	74,033
12/17	W	40-7	Houston	68,756
12/24	W	24-21	at Jacksonville	67,164
12/31	W	40-23	at Tennessee	69,143

AFC PLAYOFFS				
1/07	W	37-16	N.Y. Jets	68,756
1/14	W	24-21	at San Diego	68,810
1/21	L	34-38	at Indianapolis	57,433

Team Statistics

	PATS	OPP
TOTAL FIRST DOWNS	330	264
Rushing	121	67
Passing	181	164
Penalty	28	33
3rd Down: Made/Att	96/226	75/209
3rd Down Pct.	42.5	35.9
4th Down: Made/Att	16/20	3/11
4th Down Pct.	80.0	27.3
POSSESSION AVG.	31:35	28:25
TOTAL NET YARDS	5369	4710
Avg. Per Game	335.6	294.4
Total Plays	1055	950
Avg. Per Play	5.1	5.0
NET YARDS RUSHING	1969	1507
Avg. Per Game	123.1	94.2
Total Rushes	499	388
NET YARDS PASSING	3400	3203
Avg. Per Game	212.5	200.2
Sacked/Yards Lost	29/190	44/281
Gross Yards	3590	3484
Attempts/Completions	527/326	518/294
Completion Pct.	61.9	56.8
Had Intercepted	12	22
PUNTS/AVERAGE	69/41.3	79/41.6
NET PUNTING AVG.	69/34.6	79/34.4
PENALTIES/YARDS	98/940	102/918
FUMBLES/BALL LOST	27/15	24/13
TOUCHDOWNS	46	24
Rushing	20	11
Passing	25	10
Returns	1	3

SCORING	TD	R	Pa	Rt	PAT	FG	S	PT
Gostkowski	0	0	0	0	43/44	20/26	0	103
Dillon	13	13	0	0	0	0	0	78
Maroney	7	6	1	0	0	0	0	42
Caldwell	4	0	4	0	0	0	0	26
Brown	4	0	4	0	0	0	0	26
Faulk	3	1	2	0	0	0	0	18
Jackson	3	0	3	0	0	0	0	18
Watson	3	0	3	0	0	0	0	18
Gabriel	3	0	3	0	0	0	0	18
Graham	2	0	2	0	0	0	0	12
Gaffney	1	0	1	0	0	0	0	6
Thomas	1	0	1	0	0	0	0	6
Hobbs	1	0	0	1	0	0	0	6
Evans	1	0	1	0	0	0	0	6
Warren	0	0	0	0	0	0	1	2
Patriots	46	20	25	1	43/44	20/26	1	385
Opponents	24	11	10	3	23/23	22/30	1	237

2-Pt. Conversions: Patriots 2-2 (Brown, Caldwell),
Opponents 1-4

PASSING	ATT	CMP	YARDS	CMP%	YDS/ATT	TD	TD%	INT	INT%	LG	SK/YDS	RATING
Brady	516	319	3529	61.8	6.8	24	4.7	12	2.3	621	26/175	87.9
Cassel	8	5	32	62.5	4.0	0	0.0	0	0.0	10	3/15	70.8
Testaverde	3	2	29	66.7	9.7	1	33.3	0	0.0	23	0/0	137.5
Patriots	527	326	3590	61.9	6.8	25	4.7	12	2.3	621	29/190	88.4
Opponents	518	294	3484	56.8	6.7	10	1.9	22	4.2	831	44/281	66.1

RUSHING	NO	YDS	AVG	LG	TD
Dillon	199	812	4.1	50	13
Maroney	175	745	4.3	41	6
Faulk	25	123	4.9	111	1
Evans	27	117	4.3	35	0
Brady	49	102	2.1	22	0
Jackson	4	22	5.5	14	0
Pass	6	21	3.5	6	0
Brown	2	18	9.0	16	0
Kight	1	8	8.0	8	0
Caldwell	1	5	5.0	5	0
Cassel	2	4	2.0	5	0
Testaverde	8	-8	-1.0	-1	0
Patriots	499	1969	3.9	50	20
Opponents	388	1507	3.9	741	11

RECEIVING	NO	YDS	AVG	LG	TD
Caldwell	61	760	12.5	621	4
Watson	49	643	13.1	40	3
Brown	43	384	8.9	23	4
Faulk	43	356	8.3	431	2
Gabriel	25	344	13.8	45	3
Maroney	22	194	8.8	31	1
Graham	21	235	11.2	29	2
Dillon	15	147	9.8	52	0
Jackson	13	152	11.7	351	3
Thomas	11	159	14.5	36	1
Gaffney	11	142	12.9	33	1
Evans	7	34	4.9	11	1
Pass	2	24	12.0	16	0
Childress	2	7	3.5	5	0
Kight	1	9	9.0	9	0
Patriots	326	3590	11	621	25
Opponents	294	3484	11.9	831	10

INTERCEPTIONS	NO	YDS	AVG	LG	TD
Samuel	10	120	12.0	33	0
Vrabel	3	0	0.0	2	0
Hobbs	2	79	39.5	70	0
Scott	2	32	16.0	32	0
Sanders	1	21	21.0	21	0
Bruschi	1	8	8.0	8	0
Harrison	1	2	2.0	2	0
Hawkins	1	0	0.0	0	0
Seymour	1	0	0.0	0	0
Patriots	22	262	11.9	70	0
Opponents	12	72	6.0	38	0

PUNTING	NO	YDS	AVG	NET TB	IN20	LG	BLK	
Miller	43	1848	43.0	35.8	7	12	62	0
Walter	16	591	36.9	33.7	0	5	47	0
Sauerbrun	10	408	40.8	30.7	0	2	58	0
Patriots	69	2847	41.3	34.6	7	19	62	0
Opponents	79	3283	41.6	34.4	7	27	61	0

Sacks: Colvin 8.5, Green 7.5, Warren 7.5, Banta-Cain 5.5, Vrabel 4.5, Seymour 4.0, Bruschi 1.5, Harrison 1.0, Sanders 1.0, Seau 1.0, Wilfork 1.0.
Patriots 44.0, Opponents 29.0

PUNT RETURNS	NO	FC	YDS	AVG	LG	TD
Faulk	31	5	330	10.6	43	0
Jackson	3	0	76	25.3	39	0
Brown	2	9	16	8.0	12	0
Patriots	36	14	422	11.7	43	0
Opponents	29	15	322	11.1	811	2

KICK RETURNS	NO	YDS	AVG	LG	TD
Maroney	28	783	28.0	77	0
Faulk	17	364	21.4	31	0
Hobbs	10	360	36.0	931	1
Banta-Cain	2	25	12.5	16	0
Jackson	1	21	21.0	21	0
Patriots	58	1553	26.8	931	1
Opponents	68	1547	22.8	70	0

FIELD GOALS	1-19	20-29	30-39	40-49	50+
Gostkowski	0/0	10/11	7/10	2/4	1/1
Patriots	0/0	10/11	7/10	2/4	1/1
Opponents	0/0	7/8	6/7	8/12	1/3

Gostkowski: (32G)(20G,29B)(37B,48B,24G)
(35G,31G)(23G)(49G,36N,26G)(31G,21G)(0)(52G)
(25G,27G)(0)(36G,32G,31G,21G)(48G,49N)
(28G,26G,33N)

Opponents: (53G)(42G)(23G)(40G,45G)
(40B,40G,50N)(40G,46G)(23G,37N,31G,46N)(34G)
(44N)(45B,46G,32G)(29G,38G,49G,26G)(35G,33G)
(53N)(25G,23N,27G,27G)

STARTERS

Offense: WR Reche Caldwell (14), Chad Jackson (1); LT Matt Light (16); LG Logan Mankins (16); C Dan Koppin (16); RG Stephen Neal (13), Billy Yates (3); RT Nick Kazur (9), Ryan O'Callaghan (6), Wesley Britt (1); TE Benjamin Watson (13), Daniel Graham (2), David Thomas (1); WR Troy Brown (9), Doug Gabriel (4), Jabar Gaffney (2); QB Tom Brady (16); RB Corey Dillon (13), Kevin Faulk (1); 2nd TE Daniel Graham (9), David Thomas (1); 3rd TE David Thomas (1); 3rd WR Jabar Gaffney (4); 4th WR Doug Gabriel (1), Kelvin Kight (1); FB Heath Evans (3).

Defense: LE Ty Warren (15), Jarvis Green (1); NT/LDT Vince Wilfork (13), Mike Wright (3); RE/DT Richard Seymour (14), Mike Wright (1), Jarvis Green (1); RE/OLB Roosevelt Colvin (8), Tully Banta-Cain (5), Jarvis Green (2), Richard Seymour (1); ILB Tedy Bruschi (14), Mike Vrabel (2); ILB/OLB Junior Seau (10), Mike Vrabel (6); OLB Mike Vrabel (8), Roosevelt Colvin (7); LCB Chad Scott (6), Asante Samuel (6), Ellis Hobbs (4); RCB Asante Samuel (9), Ellis Hobbs (5), Chad Scott (1); SS Rodney Harrison (10), James Sanders (5), Chad Scott (1); FS Artrell Hawkins (12), Eugene Wilson (4); 5th Defensive Back Hank Poteat (1).

2006 Coaching Staff: Joel Collier, Secondary; Brian Daboll, Wide Receivers; Ivan Fears, Running Backs; Pepper Johnson, Defensive Line; Pete Mangurian, Tight Ends; Josh McDaniels, Offensive Coordinator/Quarterbacks; Harold Nash, Assistant Strength and Conditioning; Matt Patricia, Linebackers; Dean Pees, Defensive Coordinator; Dante Scarnecchia, Assistant Head Coach/Offensive Line; Brad Seely, Special Teams; Mike Woicik, Strength and Conditioning.

Pro Bowl (2): DL Richard Seymour (5), T Matt Light (1).

2007 FINAL STATISTICS (16-0)

Head Coach: Bill Belichick • AFC East Division Champions • Home Stadium: Gillette Stadium

DATE	W/L	SCORE	OPPONENT	ATTENDANCE
9/09	W	38-14	at New York Jets	77,900
9/16	W	36-14	San Diego	68,756
9/23	W	38-7	Buffalo	68,756
10/01	W	34-13	at Cincinnati	68,113
10/07	W	34-17	Cleveland	68,756
10/14	W	48-27	at Dallas	63,984
10/21	W	49-28	at Miami	71,951
10/28	W	52-7	Washington	68,756
11/04	W	24-20	at Indianapolis	57,540
11/18	W	56-10	at Buffalo	71,338
11/25	W	31-28	Philadelphia	68,756
12/03	W	27-24	at Baltimore	71,382
12/09	W	34-13	Pittsburgh	68,756
12/16	W	20-10	New York Jets	68,756
12/23	W	28-7	Miami	68,756
12/29	W	38-35	at New York Giants	79,110
AFC PLAYOFFS				
1/12	W	31-20	Jacksonville	68,756
1/20	W	21-12	San Diego	68,756
SUPER BOWL XLII (at Glendale, Ariz.)				
2/03	L	14-17	New York Giants	71,101

Team Statistics

	N.E.	OPP
TOTAL FIRST DOWNS	393	278
Rushing	124	91
Passing	243	179
Penalty	26	15
3rd Down: Made/Att	92/191	63/187
3rd Down Pct.	48.2	33.7
4th Down: Made/Att	15/21	11/20
4th Down Pct.	71.4	55.0
POSSESSION AVG.	32.33	27.27
TOTAL NET YARDS	6580	4613
Avg. Per Game	411.3	288.3
Total Plays	1058	933
Avg. Per Play	6.2	4.9
NET YARDS RUSHING	1849	1572
Avg. Per Game	115.6	98.3
Total Rushes	451	360
NET YARDS PASSING	4731	3041
Avg. Per Game	295.7	190.1
Sacked/Yards Lost	21/128	47/340
Gross Yards	4859	3351
Att./Completions	586/403	526/314
Completion Pct.	68.8	59.7
Had Intercepted	9	19
PUNTS/AVERAGE	45/40.5	76/43.4
NET PUNTING AVG.	45/36.1	76/36.9
PENALTIES/BALL LOST	78/690	96/764
FUMBLES/BALL LOST	14/6	25/12
TOUCHDOWNS	75	34
Rushing	17	7
Passing	50	23
Returns	8	4
Score by Periods	1 2 3 4 OT Total	0 1 2 3 4 OT Total
Patriots	134 199 104 152 0	589
Opponents	41 96 58 79 0	274

SCORING	TD	Ru	Pa	Rt	PAT	FG	S	TP
Moss	23	0	23	0	74/74	21/24	0	138
Gostkowski	0	0	0	0	0	0	0	13
Welker	8	0	8	0	0	0	0	48
Maroney	6	6	0	0	0	0	0	38
Watson	6	0	6	0	0	0	0	36
Gaffney	5	0	5	0	0	0	0	30
Evans	3	3	0	0	0	0	0	18
Morris	3	3	0	0	0	0	0	18
Stallworth	3	0	3	0	0	0	0	18
K. Brady	2	0	2	0	0	0	0	12
T. Brady	2	2	0	0	0	0	0	12
Eckel	2	2	0	0	0	0	0	12
Hobbs	2	0	2	0	0	0	0	12
Vrabel	2	0	2	0	0	0	0	12
Andrews	1	0	0	1	0	0	0	6
Cassel	1	1	0	0	0	0	0	6
Colvin	1	0	0	1	0	0	0	6
Faulk	1	0	1	0	0	0	0	6
Gay	1	0	0	1	0	0	0	6
Samuel	1	0	0	1	0	0	0	6
A. Thomas	1	0	0	1	0	0	0	6
Wilson	1	0	0	1	0	0	0	6
Patriots	75	17	50	8	74/74	21/24	0	589
Opponents	34	7	23	4	34/34	12/14	0	274

2-Pt. Conversions: Patriots 1-1 (Maroney), Opponents 0-0

RUSHING	NO	YDS	AVG	LG	TD
Maroney	185	835	4.5	59t	6
Morris	85	384	4.5	49	3
Faulk	62	265	4.3	14	0
Evans	34	121	3.6	11	3
T. Brady	37	98	2.6	19	2
Eckel	33	90	2.7	14	2
Welker	4	34	8.5	27	0
Cassel	4	12	3.0	15t	1
Stallworth	1	12	12.0	12	0
Watson	1	11	11.0	11	0
Gutierrez	5	-13	-2.6	-1	0
Patriots	451	1849	4.1	59t	17
Opponents	360	1572	4.4	49	7

RECEIVING	NO	YDS	AVG	LG	TD
Welker	112	1175	10.5	42	8
Moss	98	1493	15.2	65t	23
Faulk	47	383	8.1	23	3
Stallworth	46	697	15.2	69t	3
Gaffney	36	449	12.5	56t	5
Watson	36	389	10.8	35	6
K. Brady	9	70	7.8	20	2
Morris	6	35	5.8	18	0
Maroney	4	116	29.0	43	0
Evans	4	43	10.8	29	0
Vrabel	2	3	1.5	21	2
D. Thomas	1	9	9.0	9	0
Eckel	1	6	6.0	6	0
Mankins	1	-9	-9.0	-9	0
Patriots	403	4859	12.1	69t	50
Opponents	314	3381	10.8	73t	23

INTERCEPTIONS	NO	YDS	AVG	LG	TD
Samuel	6	89	14.8	42	1
Gay	3	52	17.3	31	0
Seau	3	28	9.3	23	0
Sanders	2	43	21.5	42	0
A. Thomas	1	65	65.0	65t	1
Wilson	1	5	5.0	5t	1
Colvin	1	4	4.0	4	0
Harrison	1	2	2.0	2	0
Hobbs	1	0	0.0	0	0
Patriots	19	288	15.2	65t	3
Opponents	9	131	14.6	36t	1

PUNTING	NO	YDS	AVG	NET BT	IN20	LG	BLK
Hanson	44	1821	41.4	36.1	6	13	64
Patriots	45	1821	40.5	36.1	6	13	64
Opponents	76	3297	43.4	36.9	9	16	75

Sacks: Vrabel 12.5, Green 6.5, A. Thomas 6.5, Colvin 4, Warren 4, Seau 3.5, Bruschi 2, Harrison 2, Wilfork 2, Seymour 1.5, Hobbs 1, (group) 1, Wright 0.5.

Patriots 47.0, Opponents 21.0

PUNT RETURNS	NO	FC	YDS	AVG	LG	TD
Welker	25	7	249	10.0	35	0
T. Brown	6	2	55	9.2	28	0
C. Jackson	2	0	7	3.5	6	0
Faulk	0	9	0	---	---	0
Patriots	33	18	311	9.4	35	0
Opponents	14	8	75	5.4	33	0

KICK RETURNS	NO	YDS	AVG	LG	TD
Hobbs	35	911	26.0	108t	1
Welker	7	176	25.1	33	0
C. Jackson	5	85	17.0	39	0
Andrews	4	149	37.3	77t	1
Faulk	2	47	23.5	27	0
Evans	1	13	13.0	13	0
Vrabel	1	3	3.0	3	0
Patriots	55	1384	25.2	108t	2
Opponents	92	2030	22.1	74t	1

FIELD GOALS	1-19	20-29	30-39	40-49	50+
Gostkowski	0/0	10/10	8/9	3/5	0/0
Patriots	0/0	10/10	8/9	3/5	0/0
Opponents	0/0	5/5	2/3	4/4	1/2

Gostkowski: (22G)(41N,24G)(24G)(31G,36G)(20G,25G)(45G,22G)(36G)(34G)(23G,32N)(21G,38G)(48N,42G,28G)(26G,34G)(37G,45G,37G)

Opponents: (0)(0)(40G,48G)(42G)(38G,23G)(0)(50N,21G,25G)(52G)(29G)(23G,44G)(33G,35N)(0)

STARTERS

Offense: WR Randy Moss (16); LT Matt Light (16); LG Logan Mankins (16); C Dan Koppen (15), Russ Hochstein (1); RG Stephen Neal (8), Russ Hochstein (7), Billy Yates (1); RT Nick Kaczur (15), Ryan O'Callaghan (1); TE Benjamin Watson (8), Kyle Brady (5); WR Wes Welker (13), Dante Stallworth (1), Jabar Gaffney (1); QB Tom Brady (16); RB Kevin Faulk (8), Laurence Maroney (6), Sammy Morris (2); 2nd TE Kyle Brady (4), Wesley Britt (1); 3rd WR Dante Stallworth (8), Jabar Gaffney (6); FB Heath Evans (1).

Defense: LE: Ty Warren (16); NT/DT Vince Wilfork (16); RE/DT Richard Seymour (8), Jarvis Green (7), Mike Wright (1); RE/OLB Roosevelt Colvin (9), Jarvis Green (3), Adalius Thomas (4); ILB Tedy Bruschi (16); ILB/OLB Adalius Thomas (11), Junior Seau (4), Rodney Harrison (1); OLB Mike Vrabel (15), Roosevelt Colvin (1); LCB Asante Samuel (14), Randall Gay (2); RCB Ellis Hobbs (16); SS Rodney Harrison (10), James Sanders (6); FS James Sanders (9), Eugene Wilson (6), Randall Gay (1).

2007 Coaching Staff: Nick Caserio, Wide Receivers; Joel Collier, Secondary; Don Davis, Assistant Strength and Conditioning; Ivan Fears, Running Backs; Pepper Johnson, Defensive Line; Pete Mangurian, Tight Ends; Josh McDaniels, Offensive Coordinator/Quarterbacks; Harold Nash, Assistant Strength and Conditioning; Matt Patricia, Linebackers; Dean Pees, Defensive Coordinator; Dante Scarnecchia, Assistant Head Coach/Offensive Line; Brad Seely, Special Teams; Mike Woicik, Strength and Conditioning.

Pro Bowl (8): QB Tom Brady (4), C Dan Koppen (1), T Matt Light (2), G Logan Mankins (1), WR Randy Moss (6), CB Asante Samuel (1), LB Mike Vrabel (1), NT Vince Wilfork (1).

PASSING	ATT	CMP	YARDS	CMP%	YDS/ATT	TD	TD%	INT	INT%	LG	SK/YDS	RATING
T. Brady	578	398	4806	68.9	8.31	50	8.7	8	1.4	69t	21/128	117.2
Cassel	7	4	38	57.1	5.43	0	0.0	1	14.3	21	0/0	32.7
Gutierrez	1	1	15	100.0	15.00	0	0.0	0	0.0	15	0/0	118.8
Patriots	586	403	4859	68.8	8.29	50	8.5	9	1.5	69t	21/128	116.0
Opponents	526	314	3381	59.7	6.43	23	4.4	19	3.6	73t	47/340	78.1



2008 FINAL STATISTICS (11-5)

Head Coach: Bill Belichick • Second in AFC East • Home Stadium: Gillette Stadium

DATE	W/L	SCORE	OPPONENT	ATTENDANCE
9/07	W	17-10	Kansas City	68,756
9/14	W	19-10	at New York Jets	78,554
9/21	L	13-38	Miami	68,756
BYE WEEK				
10/05	W	30-21	at San Francisco	67,650
10/12	L	10-30	at San Diego	68,704
10/20	W	41-7	Denver	68,756
10/26	W	23-16	St. Louis	68,756
11/02	L	15-18	at Indianapolis	66,508
11/09	W	20-10	Buffalo	68,756
11/13	L	31-34	New York Jets	68,756
11/23	W	48-28	at Miami OT	67,146
11/30	L	10-33	Pittsburgh	68,756
12/07	W	24-21	at Seattle	68,077
12/14	W	49-26	Oakland	62,179
12/21	W	47-7	Arizona	68,756
12/28	W	13-0	at Buffalo	71,282

Team Statistics

	PATS	OPP
TOTAL FIRST DOWNS	356	268
Rushing	145	78
Passing	186	176
Penalty	25	14
3rd Down: Made/Att	96/222	91/205
3rd Down Pct.	43.2	44.4
4th Down: Made/Att	17/22	2/10
4th Down Pct.	77.3	20.0
POSSESSION AVG.	32.09	27.51
TOTAL NET YARDS	5847	4944
Avg. Per Game	365.4	309.0
Total Plays	1095	920
Avg. Per Play	5.3	5.4
NET YARDS RUSHING	2278	1722
Avg. Per Game	142.4	107.6
Total Rushes	513	415
NET YARDS PASSING	3569	3222
Avg. Per Game	223.1	201.4
Sacked/Yards Lost	48/221	31/239
Gross Yards	3790	3461
Attempts/Completions	534/339	474/288
Completion Pct.	63.5	60.8
Had Intercepted	11	14
PUNTS/AVERAGE	50/44.0	75/43.0
NET PUNTING AVG.	36.8	36.2
PENALTIES/YARDS	57/501	81/636
FUMBLES/BALL LOST	17/10	17/18
TOUCHDOWNS	43	37
Rushing	21	8
Passing	21	27
Returns	1	2
Score by Periods	1 2 3 4	OT
Patriots	84 123 106 97	0 410
Opponents	75 79 61 91	3 309

SCORING	TD	Ru	Pa	Rt	PAT	FG	S	TP
Gostkowski	0	0	0	0	40/40	36/40	0	148
Moss	11	0	11	0	0/0	0/0	0	66
Morris	7	7	0	0	0/0	0/0	0	42
Faulk	6	3	3	0	0/0	0/0	0	36
Green-Ellis	5	5	0	0	0/0	0/0	0	30
Jordan	4	4	0	0	0/0	0/0	0	24
Welker	3	0	3	0	0/0	0/0	0	20
Gaffney	2	0	2	0	0/0	0/0	0	14
Watson	2	0	2	0	0/0	0/0	0	12
Cassel	2	2	0	0	0/0	0/0	0	12
Hobbs	1	0	0	1	0/0	0/0	0	6
Patriots	43	21	21	1	40/40	36/40	2	410
Opponents	37	8	27	2	34/35	17/21	1	309

2-Pt. Conversions: Patriots 2-3 (Gaffney, Welker), Opponents 1-2

RUSHING	NO	YDS	AVG	LG	TD
Morris	156	727	4.7	35	7
Faulk	83	507	6.1	41	3
Jordan	80	363	4.5	49t	4
Green-Ellis	74	275	3.7	15	5
Cassel	73	270	3.7	19	2
Maroney	28	93	3.3	17	0
Welker	3	26	8.7	19	0
Evans	11	23	2.1	4	0
Moss	2	0	0.0	2	0
O'Connell	3	-6	-2.0	-2	0
Patriots	513	2278	4.4	49t	21
Opponents	415	1722	4.1	62t	8

RECEIVING	NO	YDS	AVG	LG	TD
Welker	111	1165	10.5	64	3
Moss	69	1008	14.6	76t	11
Faulk	58	486	8.4	22	3
Gaffney	38	468	12.3	37	2
Watson	22	209	9.5	29	2
Morris	17	161	9.5	42	0
D.Thomas	9	93	10.3	18	0
Alken	8	101	12.6	43	0
Evans	3	59	19.7	28	0
Green-Ellis	3	37	12.3	20	0
Washington	1	3	3.0	3	0
Patriots	339	3790	11.2	76t	21
Opponents	288	3461	12.0	78t	27

INTERCEPTIONS	NO	YDS	AVG	LG	TD
Meriweather	4	25	6.3	19	0
O'Neal	3	49	16.3	47	0
Hobbs	3	0	0.0	4	0
Wilhite	1	16	16.0	16	0
Sanders	1	9	9.0	9	0
Vrabel	1	5	5.0	5	0
Harrison	1	0	0.0	0	0
Patriots	14	104	7.4	47	0
Opponents	11	186	16.9	89	0

PUNTING	NO	YDS	AVG	NET TB	IN20	LG	BLK
Hanson	49	2143	43.7	36.4	10	19	70
Cassel	1	57	57.0	57.0	0	1	57
Patriots	50	2200	44.0	36.8	10	20	70
Opponents	75	3228	43.0	36.2	7	20	82

PUNT RETURNS	NO	FC	YDS	AVG	LG	TD
Welker	24	6	237	9.9	44	0
Faulk	10	9	132	13.2	24	0
O'Neal	2	1	2	1.0	2	0
Patriots	36	16	371	10.3	44	0
Opponents	11	13	158	14.4	30	0

KICK RETURNS	NO	YDS	AVG	LG	TD
Hobbs	45	1281	28.5	95t	1
Slater	11	155	14.1	31	0
Morris	2	37	18.5	24	0
Faulk	2	36	18.0	25	0
Neal	1	27	27.0	27	0
Welker	1	26	26.0	26	0
Patriots	62	1562	25.2	95t	1
Opponents	75	1672	22.3	92t	2

Sacks: Seymour 8.0, A.Thomas 5.0, Vrabel 4.0, Wright 2.5, Meriweather 2.0, Wilfork 2.0, Green 2.0, Warren 2.0, Hobbs 1.5, Woods 1.0
Patriots 31.0, Opponents 48.0

FIELD GOALS	1-19	20-29	30-39	40-49	50+
Gostkowski	0/0	10/12	16/16	9/11	1/1
Patriots	0/0	10/12	16/16	9/11	1/1
Opponents	0/0	10/10	3/4	3/6	1/1

Gostkowski:(37G)(21G,37G,28G,27G)
 (37G,44G)(35G,40G,49G)(48G,47G)(31G,40G)
 (30G,27G,41G)(29G,35G,25G)(32G,49N,37G)
 (42G,31G,47G)(30G,30G)(29G,27N)
 (50G,42G,27G)(38G,35G,24G,30G)
 (33G,26N,23G)

Opponents:(40G)(31N,21G)(39G)(
 (25G,44N,35G,23G)(20G,44G,25G)(52G)
 (22G,34G)(20G,25G,20G,40N,45G)(
 (0)(47N)

STARTERS

Offense: WR Randy Moss (16); LT Matt Light (16); LG Logan Mankins (16); C Dan Koppen (16); RG Stephen Neal (9), Billy Yates (7); RT Nick Kaczur (14), Mark LeVoi (2); TE Benjamin Watson (9), David Thomas (5); WR Wes Welker (14); QB Matt Cassel (15), Tom Brady (1); RB Sammy Morris (7), Kevin Faulk (3), BenJarvus Green-Ellis (3), Laurence Maroney (3); 2nd TE David Thomas (5); 3rd WR Jabar Gaffney (7); 4th WR Sam Aiken (2); FB Heath Evans (4), Russ Hochstein (2).

Defense: LE Ty Warren (13), Mike Wright (2), Jarvis Green (1); NT/DT Vince Wilfork (16); RE/DT Richard Seymour (15), Jarvis Green (1); RE/OLB Adalius Thomas (8), Roosevelt Colvin (3), Pierre Woods (3), Jarvis Green (1), Gary Guyton (1); ILB Jerod Mayo (16); ILB Tedy Bruschi (12), Junior Seau (2), Gary Guyton (1); OLB Mike Vrabel (14), Adalius Thomas (1); LCB Deltha O'Neal (10), Jonathan Wilhite (4), Lewis Sanders (1), Terrence Wheatley (1); RCB Ellis Hobbs (16); SS Brandon Meriweather (10), Rodney Harrison (6); FS James Sanders (14), Lewis Sanders (2); 5th DB Brandon Meriweather (1), Lewis Sanders (1).

2008 Coaching Staff: Dom Capers, Special Assistant/Secondary; Ivan Fears, Running Backs; Pepper Johnson, Defensive Line; Pete Mangurian, Tight Ends; Josh McDaniels, Offensive Coordinator/Quarterbacks; Harold Nash, Assistant Strength and Conditioning; Bill O'Brien, Wide Receivers; Matt Patricia, Linebackers; Dean Pees, Defensive Coordinator; Dante Scarnecchia, Assistant Head Coach/Offensive Line; Brad Seely, Special Teams; Mike Woicik, Strength and Conditioning.

Pro Bowl (2): K Stephen Gostkowski (1), WR Wes Welker (1).

PASSING	ATT	CMP	YARDS	CMP%	YDS/ATT	TD	TD%	INT	INT%	LG	SK/YDS	RATING
M.Cassel	516	327	3693	63.4	7.16	21	4.1	11	2.1	76t	47/219	89.4
T.Brady	11	7	76	63.6	6.91	0	0.0	0	0.0	26	0/0	83.9
K.O'Connell	6	4	23	66.7	3.83	0	0.0	0	0.0	12	1/2	73.6
K.Faulk	1	1	-2	100.0	-2.00	0	0.0	0	0.0	-2	0/0	79.2
Patriots	534	339	3790	63.5	7.10	21	3.9	11	2.1	76t	48/221	89.1
Opponents	474	288	3461	60.8	7.30	27	5.7	14	3.0	78t	31/239	89.8



2009 FINAL STATISTICS (10-6)

Head Coach: Bill Belichick • AFC East Division Champions • Home Stadium: Gillette Stadium

DATE	W/L	SCORE	OPPONENT	ATTENDANCE
9/14	W	25-24	Buffalo	68,756
9/20	L	9-16	at New York Jets	78,312
9/27	W	26-10	at Atlanta	68,756
10/04	W	27-21	Baltimore	68,756
10/11	L	17-20	at Denver OT	76,011
10/18	W	59-0	Tennessee	68,756
10/25	W	35-7 #	Tampa Bay	84,254
BYE WEEK				
11/08	W	27-17	Miami	68,756
11/15	L	34-35	at Indianapolis	67,476
11/22	W	31-14	New York Jets	68,756
11/30	L	17-38	at New Orleans	70,768
12/06	L	21-22	at Miami	70,102
12/13	W	20-10	Carolina	68,756
12/20	W	17-10	at Buffalo	70,000
12/27	W	35-7	Jacksonville	68,756
1/3	L	27-34	at Houston	71,029
AFC PLAYOFFS				
1/10	L	33-14	Baltimore	68,756

Team Statistics

TOTAL FIRST DOWNS	373	289				
Rushing	114	80				
Passing	222	193				
Penalty	37	16				
3rd Down: Made/Att	90/206	72/194				
3rd Down Pct.	43.7	37.1				
4th Down: Made/Att	11/22	10/21				
4th Down Pct.	50.0	47.6				
POSSESSION AVG.	32:55	27:05				
TOTAL NET YARDS	6357	5123				
Avg. Per Game	397.3	320.2				
Total Plays	1076	941				
Avg. Per Play	5.9	5.4				
NET YARDS RUSHING	1921	1768				
Avg. Per Game	120.1	110.5				
Total Rushes	466	398				
NET YARDS PASSING	4436	3355				
Avg. Per Game	277.3	209.7				
Sacked/Yards Lost	18/104	31/229				
Gross Yards	4540	3584				
Attempts/Completions	592/390	512/300				
Completion Pct.	65.9	58.6				
Had Intercepted	13	18				
PUNTS/AVERAGE	57/39.0	79/41.4				
NET PUNTING AVG.	34.1	35.4				
PENALTIES/YARDS	81/743	91/780				
FUMBLES/BALL LOST	17/9	28/10				
TOUCHDOWNS	50	35				
Rushing	19	6				
Passing	28	25				
Returns	3	4				
Score by Periods	1	2	3	4	OT	Total
Patriots	99	183	70	75	0	427
Opponents	47	89	53	93	3	285

SCORING	TD	Ru	Pa	Rt	PAT	FG	S	TP
Gostkowski	0	0	0	0	47/47	26/31	0	125
Moss	13	0	13	0	0/0	0/0	0	80
Maroney	9	9	0	0	0/0	0/0	0	54
Watson	5	0	5	0	0/0	0/0	0	30
F. Taylor	4	4	0	0	0/0	0/0	0	24
Welker	4	0	4	0	0/0	0/0	1	24
Faulk	3	2	1	0	0/0	0/0	0	18
Aiken	2	0	2	0	0/0	0/0	0	12
Baker	2	0	2	0	0/0	0/0	0	12
Morris	2	2	0	0	0/0	0/0	0	12
Bodden	1	0	0	1	0/0	0/0	0	6
Brady	1	1	0	0	0/0	0/0	0	6
Butler	1	0	0	1	0/0	0/0	0	6
Edelman	1	0	1	0	0/0	0/0	0	6
Hoyer	1	1	0	0	0/0	0/0	0	6
Meriweather	1	0	0	1	0/0	0/0	0	6
Patriots	50	19	28	3	47/47	26/31	0	427
Opponents	35	6	25	4	33/34	14/20	0	285

2-Pt. Conversions: Patriots 1-3 (Moss),
Opponents: 0-1.

RUSHING	NO	YDS	AVG	LG	TD
Maroney	194	757	3.9	45t	9
Faulk	62	335	5.4	29	2
Morris	73	319	4.4	55	2
F. Taylor	63	269	4.3	19	4
Green-Ellis	26	114	4.4	29	0
Brady	29	44	1.5	9	1
Welker	5	36	7.2	11	0
Hoyer	10	25	2.5	20	1
Tate	1	11	11.0	11	0
Slater	1	6	6.0	6	0
Edelman	2	5	2.5	5	0
Patriots	466	1921	4.1	55	6
Opponents	398	1768	4.4	50	6

RECEIVING	NO	YDS	AVG	LG	TD
Welker	123	1438	11.0	58	4
Moss	83	1264	15.2	71t	13
Edelman	37	359	9.7	29	1
Faulk	37	301	8.1	38t	1
Watson	29	404	13.9	36	5
Aiken	20	326	16.3	81t	2
Morris	19	180	9.5	35	0
Baker	14	142	10.1	36t	2
Maroney	14	99	7.1	17	0
Galloway TM	7	67	9.6	19	0
Stanback	3	22	7.3	9	0
F. Taylor	2	17	8.5	13	0
Green-Ellis	2	11	5.5	6	0
Patriots	390	4540	11.6	81t	28
Opponents	300	3584	11.9	75t	25

INTERCEPTIONS	NO	YDS	AVG	LG	TD
Meriweather	5	149	29.8	56	1
Bodden	5	60	12.0	53t	1
Butler	3	91	30.3	91t	1
Wilhite	2	17	8.5	17	0
Springs	1	8	8.0	8	0
Chung	1	2	2.0	2	0
Moss	1	0	0.0	0	0
Patriots	18	327	18.2	91t	3
Opponents	13	146	11.2	38	1

PUNTING	NO	YDS	AVG	NET	TB	IN	LG	BLK
Hanson	56	2221	39.7	34.1	5	18	56	1
Patriots	57	2221	39.0	34.1	5	18	56	1
Opponents	79	3267	41.4	35.4	2	22	64	0

PUNT RETURNS	NO	FC	YDS	AVG	LG	TD
Welker	27	16	338	12.5	69	0
Edelman	6	1	63	10.5	35	0
Faulk	5	2	31	6.2	15	0
Patriots	38	19	432	11.4	69	0
Opponents	20	16	180	9.0	31	0

KICK RETURNS	NO	YDS	AVG	LG	TD
Maroney	13	279	21.5	52	0
Edelman	11	241	21.9	32	0
Slater	11	269	24.5	35	0
Faulk	6	144	24.0	32	0
Butler	5	104	20.8	26	0
Tate	4	106	26.5	34	0
Welker	2	45	22.5	27	0
Connolly	1	16	16.0	16	0
Stanback	1	22	22.0	22	0
Patriots	54	1226	22.7	52	0
Opponents	70	1705	24.4	51	0

Sacks: Banta-Cain 10.0, D. Burgess 5, Wright 5, A. Thomas 3, Chung 2, Guyton 1.5, Mayo 1.5, Green 1, Ninkovich 1, Warren 1.
Patriots 31.0, Opponents 18.0

PASSING	ATT	CMP	YARDS	CMP%	YDS/ATT	TD	TD%	INT	INT%	LG	SK/YDS	RATING
Brady	565	371	4398	65.7	7.78	28	5.0	13	2.3	81t	16/86	96.2
Hoyer	27	19	142	70.4	5.26	0	0.0	0	0.0	17	1/18	82.6
Patriots	592	390	4540	65.9	7.67	28	4.7	13	2.2	81t	18/104	95.6
Opponents	512	300	3584	58.6	7.00	25	4.9	18	3.5	75t	31/229	81.7

FIELD GOALS	1-19	20-29	30-39	40-49	50+
Gostkowski	0/0	7/7	12/13	5/8	2/3
Patriots	0/0	7/7	12/13	5/8	2/3
Opponents	0/0	6/6	4/6	3/4	1/4

Gostkowski: (41N,20G,28G) (45G,25G,29G) (21G,33G,22G,33G) (32G,33G) (53G,40N) (39N,33G) () (30G,38G,34G,40G) (31G, 36G) (26G,40N) (36G,50N) () (48G,47G) (30G) () (51G,43G)

Opponents: (40G) (33G,24G,39G) (26G) () (48N,24G,41G) () () (52G) () () (30G,37N) (29G,24G,41G) (53N,36G) (25G,56N) () (56N,38N)

STARTERS

Offense: WR Randy Moss (16); LT Matt Light (11), Sebastian Vollmer (5); LG Logan Mankins (16); C Dan Koppen (16); RG Stephen Neal (12), Dan Connolly (4); RT Nick Kaczur (13), Sebastian Vollmer (3); TE Benjamin Watson (7), Chris Baker (2); WR Wes Welker (13); Joey Galloway (2); QB Tom Brady (16); Kevin Faulk (7), Laurence Maroney (5), RB Sammy Morris (3), Fred Taylor (1); 2nd TE Chris Baker (5); 3rd WR Sam Aiken (7), Julian Edelman (5); 4th WR Julian Edelman (2), Isaiah Stanback (2), Brandon Tate (1); FB Sammy Morris (1); 2nd RB Sammy Morris (1).

Defense: LE Ty Warren (12), Ron Brace (1), Derrick Burgess (1), Mike Wright (1); DT Vince Wilfork (2); NT Vince Wilfork (6), Mike Wright (2), Ron Brace (1); DT Vince Wilfork (5), Mike Wright (3); RE Jarvis Green (10), Mike Wright (3) Tully Banta-Cain (1), Derrick Burgess (1); RT Jarvis Green (2); OLB Adalius Thomas (10), Tully Banta-Cain (9), Pierre Woods (5), Derrick Burgess (4), Gary Guyton (1); ILB Jerod Mayo (12), Gary Guyton (13); MLB Gary Guyton (2), Adalius Thomas (1); LCB Shawn Springs (8), Jonathan Wilhite (4), Darius Butler (3), Leigh Bodden (1); RCB Leigh Bodden (13), Jonathan Wilhite (3); SS Brandon Meriweather (16); FS Brandon McGowan (11), James Sanders (5); 5th DB Darius Butler (2), Patrick Chung (1), Jonathan Wilhite (1).

2009 Coaching Staff: Josh Boyer, Defensive Back; Ivan Fears, Running Backs; Pepper Johnson, Defensive Line; Harold Nash, Assistant Strength and Conditioning; Bill O'Brien, Quarterbacks; Scott O'Brien, Special Teams; Chad O'Shea, Receivers; Matt Patricia, Linebackers; Dean Pees, Defensive Coordinator; Dante Scarnecchia, Assistant Head Coach/Offensive Line; Shane Waldron, Tight Ends; Mike Woicik, Strength and Conditioning.

Pro Bowl (5): QB Tom Brady (5), G Logan Mankins (2), S Brandon Meriweather (1), WR Wes Welker (2), NT Vince Wilfork (2).



Results

DATE	W/L	SCORE	OPPONENT	ATTENDANCE
9/12		W 38-24	Cincinnati	68,756
9/19	L	14-28	at New York Jets	78,535
9/26		W 38-30	Buffalo	68,756
10/04		W 41-14	at Miami	69,090
BYE WEEK				
10/17	W	23-20	Baltimore OT	68,756
10/24	W	23-20	at San Diego	68,836
10/31	W	28-18	Minnesota	68,756
11/07	L	14-34	at Cleveland	66,292
11/14	W	39-26	at Pittsburgh	64,359
11/21	W	31-28	Indianapolis	68,756
11/25	W	45-24	at Detroit	60,965
12/06	W	45-3	New York Jets	68,756
12/12	W	36-7	at Chicago	62,347
12/19	W	31-27	Green Bay	68,756
12/26	W	34-3	at Buffalo	68,281
1/02	W	38-7	Miami	68,756

RUSHING	NO	YDS	AVG	LG	TD
Green-Edwards	229	1008	4.4	36t	13
Woodhead	97	547	5.6	36t	5
Taylor	43	155	3.6	24	0
White	5	62	12.4	22	0
Morris	20	56	2.8	9	0
Hernandez	3	47	15.7	18	0
Faulk	8	45	5.6	11	0
Brady	31	30	1.0	9	1
Clayton	6	17	2.8	5	0
Edelman	2	14	7.0	13	0
Hoyer	10	-8	-8	1	0
Patriots	454	1973	4.3	36t	19
Opponents	409	1728	4.2	36t	19

RECEIVING	NO	YDS	AVG	LG	TD
Welker	86	848	9.9	35	7
Branch	48	706	14.7	79	5
Hernandez	45	563	12.5	46	6
Gronkowski	42	546	13.0	28	10
Woodhead	34	379	11.1	50	1
Tate	24	432	18.0	65	3
Green-Ellis	12	85	7.1	16	0
Moss TM	9	139	15.4	35	3
Edelman	7	86	12.3	40	0
Morris	7	77	11.0	22	0
Faulk	6	62	10.3	21	0
Crumpler	6	52	8.7	27	2
Price	3	41	13.7	18	0
Taylor	2	6	3.0	7	0
Patriots	331	4022	12.2	79	37
Oponents	388	4448	11.2	66	25

INTERCEPTIONS	NO	YDS	AVG	LG	TD
McChung	7	110	15.7	50	0
Choury	3	32	10.7	51t	1
Sanders	3	60	20.0	32t	1
Meriweather	3	39	13.0	39	0
Guyton	2	72	36.0	59t	1
Ninkovich	2	1	0.5	1	0
Page	2	0	0.0	0	0
Arrington	1	36	36.0	36t	1
Spikes	1	5	5.0	5	0
Fletcher	1	0	0.0	0	0
Patriots	25	419	16.8	59t	4
Opponents	5	12	2.4	12	0

PUNTING	NO	YDS	AVG	NET	TB	IN	LG	BLK
Mesko	58	2505	43.2	38.4	5	19	65	0
Patriots	58	2505	43.2	38.4	5	19	65	0
Opponents	58	2422	41.8	34.2	4	23	61	1

PUNT RETURNS	NO	FC	YDS	AVG	LG	TD
Edelman	21	6	321	15.3	94t	1
Welker	5	7	36	7.2	22	0
Tate	1	0	4	4.0	4	0
Faulk	0	1	0	0	0	0
Patriots	27	14	361	13.4	94t	1
Opponents	25	14	179	7.2	18	0

KICK RETURNS	NO	YDS	AVG	LG	TD
Tate	41	1057	25.8	103t	2
Crumpler	5	18	3.6	7	0
Morris	5	66	13.2	23	0
Connolly	3	90	30.0	71	0
Green-Ellis	1	0	0.0	0	0
Fletcher	1	0	0.0	0	0
Patriots	56	1231	22.0	103t	2
Opponents	81	1826	22.5	95t	1

Sacks: Wright 5.5, Banta-Cain 5.0, Ninkovich 4.0, G. Warren 3.5, Guyton 3.0, Deaderick 2.0, Fletcher 2.0, Mayo 2.0, Moore 2.0, Wilfork 2.0, Cunningham 1.0, Love 1.0, McCourty 1.0, Woods 1.0, Crable 0.5, Pryor 0.5

Patriots 36.0, Opponents 25.0

PASSING	ATT	CMP	YARDS	CMP%	YDS/ATT	TD	TD%	INT	INT%	LG	SK/YDS	RATING
Brady	492	324	3900	65.9	7.9	36	7.3	4	0.8	79t	25/175	111.0
Hoyer	15	7	122	46.7	8.1	1	6.7	1	6.7	42t	0/0	69.3
Patriots	507	331	4022	65.3	7.9	37	7.3	5	1.0	79t	25/175	109.8
Opponents	611	338	4438	63.5	7.1	25	4.1	25	4.1	69t	236/212	81.8

FIELD GOALS	1-19	20-29	30-39	40-49	50+
Gostkowski	0/0	2/2	6/7	2/3	0/1
Graham	1/1	5/5	5/5	1/1	0/0
Patriots	1/1	7/7	11/12	3/4	0/1
Opponents	1/1	6/7	9/9	2/4	1/5

Gostkowski: (32G, 47N, 56N) (37N) (43G) (23G,
30G) (38G, 24G, 35G) (40G, 35G, 35G) () () () ()
() () () ()

Graham: () () () () () () () () (31G, 36G) (25G)
(19G) (41G) (30G, 25G, 29G) (38G) (34G, 26G) (28G)

Opponents: (54G) (49G, 36G) (39G, 39G, 34G, 51N) (53B) (26G, 25G) (32G, 28G, 50N) (24G) (38G, 37G) (22G, 26N) () (44G, 46N) (53N, 39G) () (31G, 19G) (26G) (40N)

Offense: WR Wes Welker (11), Brandon Tate (5); LT Matt Light (16); LG Logan Mankins (9), Dan Connolly (7); C Dan Koppa (16); RG Stephen Neal (8), Dan Connolly (6), Ryan Wendell (2); RT Sebastian Vollmer (16); TE Alge Crumpler (10); Aaron Hernandez (5); WR Deion Branch (9), Randy Moss (3), Julian Edelman (2), Brandon Tate (2); QB Tom Brady (16); RB BenJarvus Green-Ellis (11), Danny Woodhead (3), Kevin Faulk (2); 2nd TE Rob Gronkowski (11), Aaron Hernandez (2); 3rd WR Brandon Tate (3); 4th WR Julian Edelman (1).

Defense: LE Vince Wilfork (6), Ron Brace (3), Brandon Deckerick (2), Gerard Warren (2), Landon Cohen (1); LDT Vince Wilfork (3); Gerard Warren (1); NT Gerard Warren (4), Vince Wilfork (4), Ron Brace (1), Kyle Lowe (1), Myron Pryor (1), Mike Wright (1); RDT Myron Pryor (1), Vince Wilfork (1), Mike Wright (1); RE Gerard Warren (3), Mike Wright (2), Brandon Deckerick (2), Eric Moore (2); Vince Wilfork (2), Ron Brace (1); OLB Jermaine Cunningham (11), Rob Ninkovich (10), Tully Banta-Cain (6), Gary Guyton (2), Eric Moore (1); ILB Jerod Mayo (16), Brandon Spikes (8), Gary Guyton (6), LCB Devin McCourty (12), Kyle Arrington (2), Darius Butler (2); RCB Kyle Arrington (12), Devin McCourty (4); S Patrick Chung (13), Brandon Meriweather (13), James Sanders (6); 5th DB James Sanders (3), Darius Butler (1), Jarrod Page (1), Jonathan Wilhite (1)

2009 Coaching Staff: Josh Boyer, Defensive Backs; Corwin Brown, Defensive Backs; Ivan Fears, Running Backs; Brian Ferenz, Offensive Assistant Coach; Brian Flores, Assistant Coach Offense/Special Teams; Patrick Graham, Defensive Assistant Coach; Pepper Johnson, Defensive Line; Harold Nash, Assistant Strength and Conditioning; Bill O'Brien, Quarterbacks; Scott O'Brien, Special Teams; Chad O'Shea, Receivers; Matt Patricia, Linebackers; Dante Scarneccia, Assistant Head Coach/Offensive Line; Shane Waldron, Tight Ends; Mike Woicik, Strength and Conditioning.

Pro Bowl (6): QB Tom Brady (6), G Logan Mankins (3), LB Jerod Mayo (1), S Brandon Meriweather (2), CB Devin McCourty (1), NT Vince Wilfork (2).

TOTAL FIRST DOWNS	335	348				
Rushing	119	99				
Passing	196	226				
Penalty	20	23				
3rd Down: Made/Att	95/197	99/210				
3rd Down Pct.	48.2	47.1				
4th Down: Made/Att	7/14	12/20				
4th Down Pct.	50.0	60.0				
POSSESSION AVG.	29:00	31:00				
TOTAL NET YARDS	5820	5864				
Avg. Per Game	363.8	366.5				
Total Plays	986	1056				
Avg. Per Play	5.9	5.6				
NET YARDS RUSHING	1973	1728				
Avg. Per Game	123.3	108.0				
Total Rushes	454	409				
NET YARDS PASSING	3847	4136				
Avg. Per Game	240.4	258.5				
Sacked/Yards Lost	25/175	36/212				
Gross Yards	4022	4348				
Attempts/Completions	507/331	611/388				
Completion Pct.	65.3	63.5				
Had Intercepted	5	25				
PUNTS/AVERAGE	58/43.2	58/41.8				
NET PUNTING AVG.	38.4	34.2				
PENALTIES/YARDS	83/766	84/687				
FUMBLES/BALL LOST	9/5	20/13				
TOUCHDOWNS	65	36				
Rushing	19	10				
Passing	37	25				
Returns	9	1				
Score by Periods	1	2	3	4	OT	Total
Patriots	103	152	138	122	3	518
Opponents	39	91	77	106	0	313

SCORING	TD	Ru	Pa	RT	PAT	FG	S	TR
Green-Ellis	13	13	0	0	0/0	0	0	78
Graham	0	0	0	0	35/37	12/12	0	71
Gronkowski	10	10	10	0	0/0	0	0	60
Gostkowski	0	0	0	0	26/26	10/13	0	43
Welker	7	7	7	0	1/1	0/0	0	56
Hernandez	6	6	6	0	0/0	0/0	0	36
Woodhead	6	5	1	0	0/0	0/0	0	36
Branch	5	5	5	0	0/0	0/0	0	30
Tate	5	0	3	2	0/0	0/0	0	30
Moss	3	0	3	0	0/0	0/0	0	18
Arrington	2	0	0	2	0/0	0/0	0	12
Crumpler	2	2	2	0	0/0	0/0	0	12
Guyton	2	0	0	2	0/0	0/0	0	12
Brady	1	1	0	0	0/0	0/0	0	6
Chung	1	0	0	1	0/0	0/0	0	6
Edelman	1	0	0	1	0/0	0/0	0	6
Sanders	1	0	0	1	0/0	0/0	0	6
Patriots	65	19	37	62	64/64	22/26	0	518
Opponents	36	10	25	1	32/32	19/25	0	313

2-Pt. Conversions: Patriots 0-1. Opponents: 4-4.

OFFENSIVE AND DEFENSIVE RANKINGS

YEAR	OFFENSE			DEFENSE		
	TOTAL	RUSH	PASS	TOTAL	RUSH	PASS
2010	374.7 (8)	123.3 (9)	251.4 (11)	379.8 (25)	108.0 (11)	271.8 (30)
2009	397.3 (3)	120.1 (12)	277.3 (3)	320.2 (11)	110.5 (13)	209.7 (12)
2008	365.4 (5)	142.2 (6)	223.1 (12)	309.0 (10)	107.6 (15)	201.4 (11)
2007	411.3 (1)	115.6 (13)	295.7 (1)	288.3 (4)	98.3 (10)	190.1 (6)
2006	335.6 (11)	123.1 (12)	212.5 (12)	294.4 (6)	94.2 (5)	200.2 (12)
2005	352.0 (7)	94.5 (24)	257.5 (2)	330.2 (26)	98.8 (8)	231.4 (31)
2004	357.6 (7)	133.4 (7)	224.3 (11)	310.58 (9)	98.3 (6)	212.5 (17)
2003	314.9 (17)	100.4 (27)	214.5 (9)	291.6 (7)	89.6 (4)	202.0 (15)
2002	317.8 (21)	94.3 (28)	223.6 (12)	336.1 (23)	137.4 (31)	198.7 (11)
2001	305.1 (19)	112.1 (13)	193.1 (22)	334.5 (24)	115.9 (19)	218.6 (24)
2000	285.7 (22)	86.9 (26)	198.8 (19)	334.6 (20)	114.4 (21)	220.1 (21)
1999	316.4 (18)	89.1 (23)	227.3 (10)	300.5 (8)	112.2 (20)	188.3 (7)
1998	321.3 (11)	92.5 (27)	228.8 (5)	323.9 (20)	96.7 (7)	227.2 (25)
1997	313.4 (15)	91.5 (26)	221.9 (7)	317.8 (19)	101.1 (5)	216.8 (23)
1996	335.6 (7)	91.8 (26)	243.8 (3)	331.6 (19)	93.9 (6)	237.7 (28)
1995	341.1 (12)	116.6 (10)	224.4 (15)	360.3 (28)	117.4 (22)	242.9 (25)
1994	361.0 (4)	83.3 (27)	277.8 (1)	325.4 (18)	110.0 (19)	215.4 (16)
1993	316.6 (12)	111.3 (13)	205.3 (12)	299.8 (13)	121.9 (22)	177.8 (4)
1992	224.0 (27)	96.6 (22)	127.1 (26)	315.5 (19)	121.9 (22)	193.6 (17)
1991	279.6 (22)	91.7 (18)	187.9 (16)	339.4 (26)	98.7 (9)	204.8 (27)
1990	260.2 (26)	87.4 (25)	172.8 (20)	356.1 (27)	167.3 (28)	188.8 (13)
1989	341.0 (8)	109.3 (19)	231.7 (6)	352.8 (23)	123.6 (17)	229.1 (23)
1988	268.3 (27)	132.5 (9)	135.8 (27)	292.6 (5)	131.2 (19)	161.4 (3)
1987	296.9 (23)	118.1 (20)	178.9 (24)	325.1 (11)	118.5 (14)	206.6 (15)
1986	332.9 (13)	85.8 (28)	247.1 (4)	323.8 (16)	137.7 (24)	186.1 (6)
1985	343.7 (9)	145.7 (6)	198.0 (14)	294.6 (7)	103.4 (6)	191.2 (9)
1984	328.9 (14)	127.0 (11)	201.9 (16)	318.7 (9)	117.8 (12)	200.8 (12)
1983	331.9 (13)	162.8 (5)	169.1 (25)	348.5 (20)	142.6 (21)	205.9 (17)
1982	292.6 (21)	149.7 (2)	142.9 (28)	312.0 (13)	143.2 (25)	168.8 (5)
1981	3351.4 (9)	127.5 (15)	223.9 (6)	364.2 (25)	184.4 (28)	179.8 (6)
1980	339.7 (10)	140.0 (7)	199.7 (12)	297.6 (8)	117.3 (11)	180.4 (7)
1979	341.9 (8)	140.8 (14)	201.1 (8)	270.2 (3)	110.6 (6)	159.6 (8)
1978	372.8 (1)	197.8 (1)	175.0 (9)	288.4 (9)	115.8 (4)	172.7 (21)
1977	307.9 (11)	164.5 (14)	143.4 (6)	259.99 (5)	114.6 (2)	145.2 (15)
1976	335.3 (8)	210.6 (2)	124.7 (20)	287.3 (11)	131.9 (8)	155.4 (16)
1975	305.9 (13)	131.8 (16)	174.1 (10)	318.9 (14)	158.6 (19)	160.3 (12)
1974	319.6 (6)	152.4 (6)	167.1 (8)	290.5 (13)	113.4 (4)	177.1 (22)
1973	274.5 (17)	115.1 (23)	159.4 (10)	299.1 (18)	203.6 (26)	95.6 (2)
1972	260.5 (21)	109.4 (22)	151.9 (15)	374.9 (26)	194.4 (26)	180.1 (4)
1971	254.0 (21)	119.2 (23)	134.8 (23)	290.9 (15)	137.0 (6)	153.9 (14)
1970	187.6 (26)	74.3 (26)	113.3 (26)	304.4 (23)	148.1 (26)	156.2 (10)

RECORDS



PATRIOTS ALL-TIME LEADERS

BOLD = player on current roster

ALL-TIME LEADING RUSHERS

(Based On Rushing Yardage)

NAME	YEARS	NO.	YDS	AVG	LG	TD
1. Sam Cunningham	1973-79,81-82	1,385	5,453	3.9	75t	43
2. Jim Nance	1965-71	1,323	5,323	4.0	65t	45
3. Tony Collins	1981-87	1,191	4,647	3.9	54	32
4. Curtis Martin	1995-97	958	3,799	4.0	70t	32
5. KEVIN FAULK	1999-10	847	3,550	4.2	45t	16
6. Don Calhoun	1975-81	820	3,391	4.1	73	23
7. John Stephens	1988-92	891	3,249	3.6	52	17
8. Corey Dillon	2004-06	753	3,180	4.2	50	37
9. Larry Garron	1960-68	763	2,981	3.9	85t	14
10. Antowain Smith	2001-03	721	2,781	3.9	44	21
11. Craig James	1984-88	585	2,469	4.2	73	11
12. Leonard Russell	1991-93	689	2,437	3.5	24	13
13. Laurence Maroney	2006-09	582	2,430	4.2	59t	21
14. Mosi Tatupu	1978-90	612	2,415	3.9	55	18
15. Carl Garrett	1969-72	537	2,235	4.2	80t	15
16. Steve Grogan	1975-90	443	2,176	4.9	41t	35
17. Andy Johnson	1974-76, 78-81	491	2,017	4.1	69t	13
18. Ron Burton	1960-65	429	1,536	3.6	59	9
19. SAMMY MORRIS	2007-10	334	1,486	4.4	55	12
20. BENJARVUS GREEN-ELLIS	2008-10	329	1,397	4.2	33t	18
20. Horace Ivory	1977-81	329	1,336	4.1	52	14
21. Mack Herron	1973-75	353	1,298	3.7	53	9
22. Robert Perryman	1987-89	369	1,294	3.5	48	9
23. Vagas Ferguson	1980-82	290	1,163	4.0	44	5
24. Robert Edwards	1998	291	1,115	3.8	53	9
25. Jim Crawford	1960-64	302	1,078	3.6	39t	5
26. Josh Ashton	1972-74	247	950	3.8	35	3
27. Vito "Babe" Parilli	1961-67	228	949	4.2	33t	15
28. Terry Allen	1999	254	896	3.5	22t	8
29. Jim Plunkett	1971-75	159	817	5.1	37	9
30. Mark van Eeghen	1982-83	177	744	4.2	17	2
31. Robert Weathers	1982-86	159	733	4.6	77	4
32. Marion Butts	1994	243	703	2.9	26	8
33. TOM BRADY	2000-10	336	607	1.8	22	7
34. Jon Vaughn	1991-92	144	597	4.1	36	3
35. Billy Lott	1961-63	143	573	4.0	38	8
36. Reggie Dupard	1986-89	186	571	3.1	49	6
37. John Tarver	1972-74	155	554	3.6	28	7
38. Drew Bledsoe	1993-2001	270	553	2.0	25	2
40. DANNY WOODHEAD	2010	97	547	5.6	36T	5
41. J.R. Redmond	2000-02	164	527	3.2	20	1
42. Patrick Pass	2000-06	128	526	4.1	31	3
43. Tony Eason	1983-89	126	474	3.8	26	6
44. Heath Evans	2005-08	123	453	3.7	21	2
45. J.D. Garrett	1964-67	116	434	3.7	58	3
46. David Meggett	1995-97	120	432	3.6	25	3
47. FRED TAYLOR	2009-10	106	424	4.0	24	4
Tom Yewcic	1961-66	72	424	5.9	46	4
49. Al Miller	1960	101	416	4.2	33	1
50. Kevin Turner	1992-94	96	382	4.0	49	1

100-Yard Rushing Games

Career

- Nance, J. 17
- Martin, C. 14

Season

- Martin, C. 9 (1995)
- Dillon, C. 8 (2004)
- Nance, J. 8 (1966)

Consecutive Games

- Martin, C. 5 (11/26/95-12/23/95)
- Nance, J. 4 (11/13/66-12/11/66)
- Calhoun, D. 4 (11/14/76-12/5/76)

Top 10s

By Rushing Attempts

NAME	ATT.
1. Cunningham, S.....	1,385
2. Nance, J.....	1,323
3. Collins, T.....	1,191
4. Martin, C.....	958
5. Stephens, J.....	891
6. FAULK, K.....	847
7. Calhoun, D.....	820
8. Garron, L.....	763
9. Dillon, C.....	753
10. Smith, A.....	721

By Rushing TDs

NAME	TDS
1. Nance, J.....	45
2. Cunningham, S.....	43
3. Dillon, C.....	37
4. Grogan, S.....	35
5. Martin, C.....	32
Collins, T.....	32
7. Calhoun, D.....	23
8. Smith, A.....	21
Maroney, L.....	21
10. GREEN-ELLIS, B.....	18
Tatupu, M.....	18

By Rushing Average

(Minimum 450 Carries)

NAME	AVG.
1. Dillon, C.....	4.2
Garrett, C.....	4.2
James, C.....	4.2
FAULK, K.....	4.2
Maroney, L.....	4.2
6. Calhoun, D.....	4.1
Johnson, A.....	4.1
8. Nance, J.....	4.0
Martin, C.....	4.0
10. Collins, T.....	3.9
Cunningham, S.....	3.9
Garron, L.....	3.9
Smith, Antowain.....	3.9
Tatupu, M.....	3.9



PATRIOTS ALL-TIME LEADERS

ALL-TIME LEADING RECEIVERS

(Based On Number Of Receptions)

NAME	YEARS	NO.	YDS	AVG	LG	TD
1. Troy Brown, WR	1993-07	557	6,366	11.4	82t	31
2. Stanley Morgan, WR	1977-89	534	10,352	19.4	76t	67
3. Ben Coates, TE	1991-99	490	5,471	11.2	84t	50
4. WES WELKER, WR	2007-10	432	4,536	10.5	64	22
5. KEVIN FAULK, RB	1999-10	424	3,667	8.6	52t	15
6. Irving Fryar, WR	1984-92	363	5,726	15.8	80t	38
7. Terry Glenn, WR	1996-01	329	4,669	14.2	86t	22
8. Gino Cappelletti, WR	1960-70	292	4,589	15.7	63t	42
9. Jim Colclough, WR	1960-68	283	5,001	17.7	78t	39
10. DEION BRANCH, WR	2002-05, 2010	261	3,450	13.2	79t	19
Tony Collins, RB	1981-87	261	2,356	9.0	49	12
12. Randy Moss, WR	2007-10	259	3,904	15.1	76t	50
13. Vincent Brisby, WR	1993-99	217	3,142	14.5	72	14
14. Sam Cunningham, RB	1973-79,81-82	210	1,905	9.1	41	6
Marv Cook, TE	1989-93	210	1,843	8.8	49	11
16. Russ Francis, TE	1975-80,87-88	207	3,157	15.3	53	28
17. Art Graham, WR	1963-68	199	3,107	15.6	80t	20
18. Cedric Jones, WR	1982-90	191	2,703	14.2	65t	16
19. Larry Garron, RB	1960-68	185	2,502	13.5	76t	25
20. Shawn Jefferson, WR	1996-99	178	3,081	17.3	76	14
Randy Vataha, WR	1971-76	178	3,055	17.2	88t	23
22. Michael Timpson, WR	1989-94	172	2,472	14.4	60t	8
23. Benjamin Watson, TE	2004-09	166	2,102	12.7	40	20
24. David Patten, WR	2001-04	165	2,513	15.2	91t	16
25. Andy Johnson, RB	1974-76,78-81	161	1,807	11.2	53	9
26. David Givens, WR	2002-05	158	2,214	14.0	57	12
27. Harold Jackson, WR	1978-81,87	156	3,162	20.3	59	18
28. Jim Whalen, TE	1965-69	153	2,487	16.3	87t	17
29. Jim Nance, RB	1965-71	129	844	6.5	45	1
30. Reggie Rucker, WR	1971-74	126	1,884	15.0	69t	10
31. Greg McMurtry, WR	1990-93	120	1,519	12.7	65t	4
32. Daniel Graham, TE	2002-06	120	1,393	11.6	48	17
33. Derrick Ramsey, TE	1983-85	118	1,412	12.0	39	14
34. Lin Dawson, TE	1981-90	117	1,233	10.5	42	8
Curtis Martin, RB	1995-97	117	890	7.6	41	5
36. Stephen Starring, WR	1983-87	112	1,865	16.7	76t	11
37. Ron Burton, RB	1960-65	111	1,205	10.9	73t	8
38. Darryl Stingley, WR	1973-77	110	1,883	17.1	68	14
Tony Romeo, TE	1962-67	110	1,724	15.7	62	10
40. Carl Garrett, RB	1969-72	107	1,158	10.8	80t	3
41. David Meggett, RB	1995-97	104	829	8.0	49t	1
Sam Gash, FB	1992-97	104	826	7.9	30	6
43. John Stephens, RB	1988-92	100	781	7.8	43	1
44. Don Hasselbeck, TE	1977-83	99	1,444	14.6	51	15
45. Kevin Turner, RB	1992-94	98	856	8.7	32	6
46. Mosi Tatupu, RB	1978-90	96	843	8.8	41	2
47. Jabar Gaffney, WR	2006-08	85	1,059	12.5	56t	8
48. Hart Lee Dykes, WR	1989-90	83	1,344	16.2	42	7
49. Don Calhoun, RB	1975-81	82	614	7.5	47	2
50. Craig James, RB	1984-88	81	819	10.1	90t	2

100-Yard Receiving Games

Career

1. Morgan, S.	38
2. Moss, R.	18
3. WELKER, W.	15
4. Brown, T.	13

Season

1. Moss, R.	9 (2007)
Morgan, S.	9 (1986)
2. WELKER, W.	6 (2009)

Consecutive Games

Moss, R.	4 (9/9/07-10/1/07)
----------	--------------------

Top 10s

By Receiving YDs

NAME	YDS
1. Morgan, WR.....	10,352
2. Brown, WR.....	6,366
3. Fryar, WR.....	5,726
4. Coates, TE.....	5,471
5. Colclough, WR.....	5,001
6. Glenn, WR.....	4,669
7. Cappelletti, WR.....	4,589
8. WELKER, WR.....	4,536
9. Moss, WR.....	3,904
10. FAULK, RB.....	3,667

By Receiving TDs

NAME	TDs
1. Morgan, WR.....	67
2. Coates, TE.....	50
Moss, WR.....	50
4. Cappelletti, WR.....	42
5. Colclough, WR.....	39
6. Fryar, WR.....	38
7. Brown, WR.....	31
8. Francis, TE.....	28
9. Garron, RB.....	25
10. Vataha, WR.....	23

By Receiving YDs Avg.

(Minimum 150 Catches)

NAME	AVG.
1. Jackson, WR.....	20.3
2. Morgan, WR.....	19.4
3. Colclough, WR.....	17.7
4. Jefferson, WR.....	17.3
5. Vataha, WR.....	17.2
6. Whalen, TE.....	16.3
7. Fryar, WR.....	15.8
8. Cappelletti, WR.....	15.7
9. Graham, WR.....	15.6
10. Francis, TE.....	15.3



PATRIOTS ALL-TIME LEADERS

ALL-TIME LEADING PASSERS

(Based On Passing Yardage)

NAME	YEARS	ATT	CMP	YARDS	PCT	TD	INT	RTG
1. TOM BRADY	2000-10	4,710	2,996	34,744	63.6	261	103	95.2
2. Drew Bledsoe	1993-01	4,518	2,544	29,657	56.3	166	138	75.9
3. Steve Grogan	1975-90	3,593	1,879	26,886	52.3	182	208	69.6
4. Vito "Babe" Parilli	1961-67	2,412	1,140	16,747	47.3	132	138	64.8
5. Tony Eason	1983-89	1,500	876	10,732	58.4	60	48	80.6
6. Jim Plunkett	1971-75	1,503	729	9,932	48.5	62	87	59.7
7. Hugh Millen	1991-92	612	370	4,276	60.5	17	28	71.8
9. Matt Cassel	2005-08	555	349	3,946	62.9	23	13	88.2
10. Mike Taliaferro	1968-70	680	305	3,920	44.9	27	44	49.8
11. Ed "Butch" Songin	1960-61	604	285	3,905	47.2	36	24	71.7
11. Matt Cavanaugh	1978-82	385	206	3,018	53.5	19	23	70.9
12. Marc Wilson	1989-90	415	214	2,631	51.6	9	16	62.6
13. Doug Flutie	1987-89, 05	305	148	1,871	48.5	11	14	61.0
14. Tommy Hodson	1990-92	315	171	1,809	54.3	7	11	64.1
15. Tom Yewcic	1961-66	206	87	1,374	42.2	12	12	60.2
16. Scott Zolak	1992-98	244	124	1,314	50.8	8	7	65.8
17. Tom Sherman	1968-69	226	90	1,199	39.8	12	16	45.6
18. Joe Kapp	1970	219	98	1,104	44.7	3	17	32.6
19. Tom Ramsey	1985-88	164	84	1,005	51.2	6	9	59.6
20. Scott Secules	1993	134	75	918	56.0	2	9	54.3
21. Tom Owen	1976-81	114	58	655	50.9	3	9	44.3
22. Don Trull	1967	81	27	442	33.3	1	7	20.7
23. Brian Dowling	1972-73	54	29	383	53.7	2	1	81.0
24. Ed Wilson	1965	46	20	257	43.5	1	3	41.7
25. BRIAN HOYER	2009-10	42	26	264	61.9	1	1	77.9
26. Tom Greene	1960	63	27	251	42.9	1	6	20.1
27. Neil Graff	1974-75	36	19	241	52.8	2	3	57.8
28. Jeff Carlson	1992	49	18	232	36.7	1	3	33.7
29. Andy Johnson	1974-76, 78-81	13	7	194	53.8	4	1	106.6
30. Bob Bleier	1987	39	14	181	35.9	1	1	49.2
31. Richard Christy	1960	11	6	94	54.5	2	2	83.1
32. John Huarte	1966-67	20	8	88	40.0	0	2	14.2
33. Rohan Davey	2002-04	19	8	88	42.1	0	0	56.5
34. Mike Kerrigan	1983-84	15	7	85	46.7	0	1	32.5
35. Michael Bishop	1999-00	9	3	80	33.3	1	1	64.4
36. Dick Shiner	1973-74	10	5	68	50.0	0	1	32.5
37. John Friesz	1999-00	21	11	66	52.4	0	1	39.0
38. David Patten	2001-04	3	1	60	33.3	1	1	81.9
39. Don Westbrook	1977-81	2	2	52	100.0	0	0	118.8
40. Bob Gladieux	1969-72	3	1	48	33.3	0	1	42.4
41. Harvey White	1960	7	3	44	42.9	0	0	64.0
42. Larry Garron	1960-68	6	1	39	16.7	0	0	54.2
43. Harold Jackson	1978-81, 87	4	2	35	50.0	0	0	80.2
44. David Meggett	1995-97	3	1	35	33.3	1	0	118.1
45. Jim Corcoran	1968	7	3	33	42.9	0	2	17.9
46. Kim Hammond	1969-70	6	2	31	33.3	0	0	51.4
47. Mosi Tatupu	1978-90	2	2	30	100.0	1	0	158.3
48. Vinny Testaverde	2006	3	2	29	66.7	1	0	137.5
49. Jim Crawford	1960-64	2	2	27	100.0	0	0	118.8
50. Gino Cappelletti	1960-70	1	1	27	100.0	1	0	158.3

Top 10 By Passer Rating

(Minimum 200 Attempts)

NAME	RATING
1. BRADY, T.	95.2
2. Cassel, M.	88.2
3. Eason, T.	80.6
4. Bledsoe, D.	75.9
5. Millen, H.	71.8
6. Songin, B.	71.7
7. Cavanaugh, M.	70.9
8. Grogan, S.	69.6
9. Zolak, S.	65.8
10. Parilli, V.	64.8

300-Yard Passing Games

Career

NAME	NO.
1. BRADY, T.	34
2. Bledsoe, D.	26
3. Grogan, S.	12

Season

NAME	NO.
1. BRADY, T.	8 (2007)
2. BRADY, T.	7 (2009)
Bledsoe, D.	7 (1994)

Consecutive Games

5	BRADY, T. (10/18/09-11/22/09)
---	--------------------------------------

Top 10s

By Passing Attempts

NAME	ATT
1. BRADY, T.	4,710
2. Bledsoe, D.	4,518
3. Grogan, S.	3,593
4. Parilli, V.	2,412
5. Plunkett, J.	1,503
6. Eason, T.	1,500
7. Taliaferro, M.	680
8. Millen, H.	612
9. Songin, B.	604
10. Cassel, M.	555

By Passing Comp.

NAME	CMP
1. BRADY, T.	2,996
2. Bledsoe, D.	2,544
3. Grogan, S.	1,879
4. Parilli, V.	1,140
5. Eason, T.	876
6. Plunkett, J.	729
7. Millen, H.	370
8. Cassel, M.	349
9. Taliaferro, M.	305
10. Songin, B.	285

By Passing TDs

NAME	TDs
1. BRADY, T.	261
2. Grogan, S.	182
3. Bledsoe, D.	166
4. Parilli, V.	132
5. Plunkett, J.	62
6. Eason, T.	60
7. Songin, B.	36
8. Taliaferro, M.	27
9. Cassel, M.	23
10. Cavanaugh, M.	19

By Interceptions

NAME	INT.
1. Grogan, S.	208
2. Bledsoe, D.	138
Parilli, V.	138
4. BRADY, T.	103
5. Plunkett, J.	87
6. Eason, T.	48
7. Taliaferro, M.	44
8. Millen, H.	28
9. Songin, B.	24
10. Cavanaugh, M.	23

By Completion %

(Minimum 200 Attempts)

NAME	%
1. BRADY, T.	63.6
2. Cassel, M.	62.9
3. Millen, H.	60.5
4. Eason, T.	58.4
5. Bledsoe, D.	56.3
6. Hodson, T.	54.3
7. Cavanaugh, M.	53.5
8. Grogan, S.	52.3
9. Wilson, M.	51.6
10. Zolak, S.	50.8



PATRIOTS ALL-TIME LEADERS

ALL-TIME LEADING SCORERS

(Based On Total Points)

NAME	YEARS	TD	TD RUN	TD PA	TD RT	TWO PT	FG	PAT	TP
1. Adam Vinatieri	1996-2005	0	0	0	0	1	263	367	1,158
2. Gino Cappelletti	1960-70	42	0	42	0	4	176	342	1,130
3. John Smith	1974-83	0	0	0	0	0	128	308	692
4. STEPHEN GOSTKOWSKI	2006-10	0	0	0	0	0	113	230	569
5. Tony Franklin	1984-87	0	0	0	0	0	93	163	442
6. Stanley Morgan	1977-89	68	0	67	1	0	0	0	408
7. Ben Coates	1991-99	50	0	50	0	1	0	0	302
8. Randy Moss	2007-09	50	0	50	0	0	0	0	302
9. Sam Cunningham	1973-79,81-82	49	43	6	0	0	0	0	294
10. Jim Nance	1965-71	46	45	1	0	0	0	0	276
11. Tony Collins	1981-87	44	32	12	0	0	0	0	264
12. Irving Fryar	1984-92	42	1	38	3	0	0	0	252
Larry Garron	1960-68	42	14	26	2	0	0	0	252
14. Matt Bahr	1993-95	0	0	0	0	0	55	73	238
Jim Colclough	1960-68	39	0	39	0	2	0	0	238
16. Corey Dillon	2004-06	39	37	2	0	1	0	0	236
17. Curtis Martin	1995-97	37	32	5	0	2	0	0	226
18. Steve Grogan	1975-90	36	35	0	1	0	0	0	216
19. Jason Staurovsky	1988-91	0	0	0	0	0	50	57	207
20. Troy Brown	1993-07	34	0	31	3	1	0	0	206
21. KEVIN FAULK	1999-10	33	16	15	2	1	0	0	200
22. Russ Francis	1975-80,87-88	28	0	28	0	0	0	0	168
23. Don Calhoun	1975-81	25	23	2	0	0	0	0	150
24. Antowain Smith	2001-03	24	21	3	0	1	0	0	146
25. Randy Vataha	1971-76	24	0	23	1	0	0	0	144
26. WES WELKER	2007-10	22	0	22	0	1	0	0	135
27. Laurence Maroney	2006-2009	22	21	1	0	1	0	0	134
28. Terry Glenn	1996-2001	22	0	22	0	0	0	0	132
Andy Johnson	1974-76,78-81	22	13	9	0	0	0	0	132
30. Mosi Tatupu	1978-90	21	18	2	1	0	0	0	126
31. Benjamin Watson	2004-09	20	0	20	0	0	0	0	120
Art Graham	1963-68	20	0	20	0	0	0	0	120
33. DEION BRANCH	2002-05, 2010	19	0	19	0	0	0	0	114
Ron Burton	1960-65	19	9	8	2	0	0	0	114
John Stephens	1988-92	19	17	1	1	0	0	0	114
36. Carl Garrett	1969-72	18	15	3	0	0	0	0	108
BENJARVUS GREEN-ELLIS	2008-10	18	0	18	0	0	0	0	108
Harold Jackson	1978-81,87	18	0	18	0	0	0	0	108
Cedric Jones	1982-90	18	0	16	2	0	0	0	108
40. Charlie Gogolak	1970-72	0	0	0	0	0	20	42	102
Daniel Graham	2002-06	17	0	17	0	0	0	0	102
Horace Ivory	1977-81	17	14	2	1	0	0	0	102
David Patten	2001-04	17	1	16	0	0	0	0	102
Jim Whalen	1965-69	17	0	17	0	0	0	0	102
45. Mack Herron	1973-75	16	9	6	1	0	0	0	96
Darryl Stingley	1973-77	16	2	14	0	0	0	0	96
Vito "Babe" Parilli	1961-67	15	15	0	0	1	0	0	92
48. Don Hasselbeck	1977-83	15	0	15	0	0	0	0	90
Billy Lott	1961-63	15	7	8	0	0	0	0	90
50. Charlie Baumann	1991-92	0	0	0	0	0	18	31	85

Top 10s

By Touchdowns

NAME	TDS
1. Morgan, S.....	68
2. Coates, B.....	50
Moss, R.....	50
4. Cunningham, S.....	49
5. Nance, J.....	46
6. Collins, T.....	44
7. Cappelletti, G.....	42
Fryar, I.....	42
Garron, L.....	42
10. Colclough, J.....	39
Dillon, C.....	39

By Field Goal Att.

NAME	FGA
1. Cappelletti, G.....	334
2. Vinatieri, A.....	321
3. Smith, J.....	191
4. GOSTKOWSKI, S.....	134
5. Franklin, T.....	125
6. Bahr, M.....	72
7. Staurovsky, J.....	69
8. Gogolak, C.....	36
9. Baumann, C.....	27
10. Sisson, S.....	26

By Field Goals Made

NAME	FGS
1. Vinatieri, A.....	263
2. Cappelletti, G.....	176
3. Smith, J.....	128
4. GOSTKOWSKI, S.....	113
5. Franklin, T.....	93
6. Bahr, M.....	55
7. Staurovsky, J.....	50
8. Gogolak, C.....	20
9. Baumann, C.....	18
10. Davis, G.....	16

By PATs Attempted

NAME	NO.
1. Vinatieri, A.....	374
2. Cappelletti, G.....	353
3. Smith, J.....	323
4. GOSTKOWSKI, S.....	231
5. Franklin, T.....	166
6. Bahr, M.....	73
7. Staurovsky, J.....	59
8. Gogolak, C.....	42
9. Baumann, C.....	34
10. Posey, D.....	31

By PATs Made

NAME	PATS
1. Vinatieri, A.....	367
2. Cappelletti, G.....	342
3. Smith, J.....	308
4. GOSTKOWSKI, S.....	230
5. Franklin, T.....	163
6. Bahr, M.....	73
7. Staurovsky, J.....	57
8. Gogolak, C.....	42
9. Baumann, C.....	31
10. Posey, D.....	29



PATRIOTS ALL-TIME LEADERS

ALL-TIME LEADING INTERCEPTORS

By Interceptions

	NAME	YEARS	NO	YDS	AVG	LG	TD
1.	Raymond Clayborn	1977-89	36	555	15.4	85	1
	Ty Law	1995-04	36	583	16.2	65t	6
3.	Ron Hall	1961-67	29	476	16.4	87	1
	Roland James	1982-91	29	383	13.2	46	0
	Fred Marion	1980-90	29	457	15.8	83	1
6.	Mike Haynes	1976-82	28	393	14.0	50	1
7.	Maurice Hurst	1989-95	27	263	9.7	36	1
8.	Nick Buoniconti	1962-68	24	223	9.3	41	0
	Ronnie Lippett	1984-91	24	420	17.5	73	2
10.	Asante Samuel	2003-07	22	313	14.2	55t	3
11.	Don Webb	1961-70	21	366	17.4	59	2
12.	Lawyer Milloy	1996-02	19	123	6.5	30t	1
13.	Ron Bolton	1972-75	18	116	6.4	56	0
14.	Tim Fox	1976-81	17	215	12.6	29	0
	Steve Nelson	1974-87	17	226	13.3	37	0
16.	Tom Addison	1960-67	16	103	6.4	17	1
	Rick Sanford	1979-84	16	198	12.4	99t	1
18.	Prentice McCray	1974-80	15	352	23.5	63t	2
	Ross O'Hanley	1960-65	15	288	19.2	61	1
	Chuck Shonta	1960-67	15	261	17.4	52	0
21.	Willie Clay	1996-98	13	178	13.7	53t	1
22.	Tedy Bruschi	1996-08	12	187	15.6	48t	4
	Dick Felt	1962-66	12	199	16.6	35	0
	BRANDON MERIWEATHER	2007-10	12	213	17.8	56	1
	Mike Vrabel	2001-08	11	73	6.6	24t	1
26.	Vincent Brown	1988-95	10	95	9.5	49t	1
	Larry Carwell	1969-72	10	186	18.6	53t	1
	Bob Howard	1975-77	10	90	9.0	44t	1
	Leroy Mitchell	1967-68	10	50	5.0	20	0
	Otis Smith	1996,2000-02	10	278	27.8	78t	2
	Eugene Wilson	2003-07	10	74	7.4	14	1
32.	Ellis Hobbs	2005-08	9	87	9.7	70	0
	Ed Philpott	1967-71	9	91	10.1	23	0
34.	Fred Bruney	1960-62	8	125	15.6	33t	1
	Tom Hennessey	1965-66	8	113	14.1	33	0
	JAMES SANDERS	2005-10	8	172	21.5	42	2
37.	Terrell Buckley	2001-02	7	126	18.0	52t	1
	Rodney Harrison	2003-08	7	16	2.3	12	0
	Jerome Henderson	1991-93,96	7	52	7.4	34	0
	Sam Hunt	1975-79	7	189	27.0	68t	1
	DEVIN McCOURTY	2010	7	110	15.7	50	0
	Tyrone Poole	2003-05	7	102	14.6	44	0
	Johnny Rembert	1983-92	7	70	10.0	37	0
	Bob Suci	1963	7	277	39.6	98t	2
	Clyde Washington	1961-61	7	58	8.3	33	0
46.	John Charles	1967-69	6	110	18.3	35t	1
	Lawrence McGrew	1980-89	6	49	8.2	27	0
	Rod McSwain	1984-90	6	89	14.8	42	0
	Ricky Reynolds	1994-96	6	24	4.0	11	0
	John Sanders	1974-76	6	75	12.5	23t	1

Top 10s

By Int. Return YDs

	NAME	NO.
1.	Law, T.....	583
2.	Clayborn, R.....	555
3.	Hall, R.....	476
4.	Marion, F.....	457
5.	Lippett, R.....	420
6.	Haynes, M.....	393
7.	James, R.....	383
8.	Webb, D.....	366
9.	McCray, P.....	352
10.	Samuel, A.....	313

By Touchdowns

1.	Law, T.....	6
2.	Bruschi, T.....	4
3.	Samuel, A.....	3
4.	Lippett, R.....	2
	McCray, P.....	2
	McGinest, W.....	2
	Sanders, J.....	2
	Smith, O.....	2
	Suci, B.....	2
	Webb, D.....	2



PATRIOTS ALL-TIME LEADERS

ALL-TIME LEADING PUNTERS

NAME	YEARS	By Punts				
		NO	YARDS	AVG	LG	BLK
1. Rich Camarillo	1981-87	468	19,922	42.6	76	4
2. Tom Yewcic	1961-66	378	14,553	38.6	70	9
3. Jeff Feagles	1988-89	244	9,626	39.5	74	3
4. Tom Janik	1969-71	243	9,516	39.2	58	1
5. Mike Patrick	1975-78	225	8,481	37.7	64	3
5. Tom Tupa	1996-98	215	9,602	44.7	73	1
6. Ken Walter	2001-03,06	211	8,141	38.6	58	2
7. Lee Johnson	1969-01	203	8,578	42.3	76	1
8. Josh Miller	2004-06	175	7,682	43.6	69	1
9. Shawn McCarthy	1991-92	169	6,862	40.7	93	2
10. Chris Hanson	2007-09	149	6,185	41.5	70	2
11. Terry Swanson	1967-68	127	5,081	40.0	62	2
12. Pat O'Neill	1994-95	110	4,355	39.6	57	0
13. Bruce Barnes	1973-74	100	3,738	37.4	53	0
14. Brian Hansen	1990	90	3,752	41.7	69	2
15. Eddie Hare	1979	83	3,038	36.6	58	1

By Punt Avg. (Minimum 50 Punts)

NAME	AVG.
1. Tupa, T.....	44.7
2. Miller, J.....	43.6
3. Mesko, Z.....	43.2
4. Camarillo, R.....	42.6
5. Saxon, M.....	42.4
6. Johnson, L.....	42.3
7. Hansen, B.....	41.7
8. Hanson, C.....	41.5
9. McCarthy, S.....	40.6
10. Swanson, T.....	40.0

ALL-TIME LEADING PUNT RETURNERS

(Based on Return Yardage)

NAME	YEARS	NO.	FC	YDS.	AVG	LG	TD
1. Troy Brown	1993-07	270	116	2,625	10.4	85t	3
2. Irving Fryar	1984-92	206	71	2,055	10.0	85t	3
3. David Meggett	1995-97	142	34	1,438	10.1	60t	1
4. Mike Haynes	1976-82	111	8	1,159	10.4	89t	2
5. Stanley Morgan	1977-89	92	32	960	10.4	80t	1
6. KEVIN FAULK	1999-09	99	54	932	9.4	43	0
7. Mack Herron	1973-75	74	14	888	12.0	66	0
8. WES WELKER	2007-09	81	36	860	10.6	69	0
9. Ricky Smith	1982-84	54	20	537	9.9	55	0
10. Carl Garrett	1969-72	43	2	487	11.3	62	0
11. Roland James	1980-90	42	8	400	9.5	75t	1
12. Ron Burton	1960-65	56	NA	389	6.9	62	0
13. JULIAN EDELMAN	2009-10	27	7	384	14.2	94T	1
14. Tim Dwight	2005	32	13	273	8.5	29	0
15. Bob Suci	1963	25	NA	233	9.3	22	0
16. Ronnie Harris	1993-94	26	4	227	8.7	21	0
Walter Stanley	1992	28	17	227	8.1	50	0
18. Jerome Henderson	1991-96	27	10	201	7.4	39	0
19. Billy Johnson	1966-68	23	9	195	8.5	52	0
20. Ray Crittenden	1993-94	21	7	192	9.1	30	0
21. Chris Canty	1997-98	16	7	170	10.6	36	0
22. Sammy Martin	1988-91	20	2	165	8.3	28	0
23. Tom Stephens	1960-64	19	NA	151	7.9	26	0
24. Joe Bellino	1965-67	19	8	148	7.8	18	0
Fred Bruney	1960-62	30	NA	148	4.9	11	0

Top 10s

By Punt Returns

NAME	NO.
1. Brown, T.....	270
2. Fryar, I.....	206
3. Meggett, D.....	142
4. Haynes, M.....	111
5. FAULK, K.....	99
6. Morgan, S.....	92
7. WELKER, W.....	81
8. Herron, M.....	74
9. Burton, R.....	56
10. Smith, R.....	54

By Return Avg.

(Minimum 20 Ret.)

NAME	AVG.
1. EDELMAN, J ...	14.2
2. Herron, M.....	12.0
3. Garrett, C.....	11.3
4. WELKER, W ...	10.6
5. Brown, T.....	10.4
Haynes, M.....	10.4
Morgan, S.....	10.4
8. Meggett, D.....	10.1
9. Fryar, I.....	10.0
10. Smith, R.....	9.9

PATRIOTS ALL-TIME LEADERS

ALL-TIME LEADING KICKOFF RETURNERS

(Based on Return Yardage)

NAME	YEARS	NO	YDS	AVG	LG	TD
1. KEVIN FAULK	1999-09	181	4,098	22.6	95	2
2. Ellis Hobbs	2005-08	105	2,913	27.7	108t	3
3. David Meggett	1995-97	105	2,561	24.4	62	0
4. Bethel Johnson	2003-05	102	2,557	25.1	93t	2
5. Larry Garron	1960-68	89	2,299	25.8	95	2
6. Stephen Starring	1983-87	107	2,259	21.1	53	0
7. Carl Garrett	1969-72	92	2,251	24.5	63	0
8. Sammy Martin	1988-91	88	2,012	22.9	95t	1
9. Troy Brown	1993-07	87	1,862	21.4	54	0
10. Mack Herron	1973-75	71	1,796	25.3	92t	1
11. Raymond Clayborn	1977-89	57	1,538	27.0	101t	3
12. Ricky Smith	1982-84	67	1,505	22.5	98t	1
13. Derrick Cullors	1997-98	60	1,471	24.5	86t	1
14. Jay Cunningham	1965-67	64	1,372	21.4	45	0
15. Tony Collins	1981-87	65	1,335	20.5	46	0
16. Jon Vaughn	1991-92	54	1,281	23.7	100t	2
17. Horace Ivory	1977-81	45	1,191	26.5	98t	1
18. BRANDON TATE	2009-10	45	1,163	25.8	103T	2
19. Ron Burton	1960-65	46	1,119	24.3	91t	1
20. J.D. Garrett	1964-67	48	1,054	22.0	42	0
21. Laurence Maroney	2006-09	41	1,062	25.9	77	0
22. Ray Crittenden	1993-94	47	938	20.0	44	0
23. Joe Bellino	1965-67	43	905	21.0	43	0
24. Allen Carter	1975-76	33	898	27.2	99t	1
25. DEION BRANCH	2002-05, 10	36	863	24.0	63	0
26. Marvin Allen	1988-91	43	844	19.6	34	0
27. Allan Clark	1979-80	40	837	20.9	38	0
28. Willie Porter	1968-68	36	812	22.6	61	0
29. Patrick Pass	2000-06	36	745	20.7	36	0
30. Dick Christy	1960	24	617	25.7	NA	0
31. Odell Lawson	1970-71	27	593	22.0	52	0
32. Andy Johnson	1974-81	28	544	19.4	41	0
33. Walter Stanley	1992	29	529	18.2	40	0
34. Irving Fryar	1984-92	26	495	19.0	47	0
35. Jess Phillips	1976-77	20	490	24.5	71	0
36. Jon Williams	1984	23	461	20.0	29	0
37. Billy Johnson	1966-68	24	453	18.9	36	0
38. MATTHEW SLATER	2008-10	22	424	19.3	31	0
39. Leroy Thompson	1994	18	376	20.9	30	0
40. Reggie Rucker	1971-74	15	375	25.0	43	0
41. Bob Suci	1963	17	360	21.2	35	0
42. Curtis Jackson	2000-01	15	353	23.5	47	0
43. Ron Gardin	1971	14	321	22.9	34	0
44. Chris Canty	1997-98	15	313	20.9	63	0
45. Josh Ashton	1972-74	15	309	20.6	31	0
46. Don Westbrook	1977-81	19	290	15.3	33	0
47. Sid Blanks	1969-70	13	283	21.8	29	0
48. Billy Wells	1960	11	275	25.0	NA	0
49. Erroll Tucker	1989	13	270	20.8	37	0
50. Rick Sanford	1979-84	14	261	18.6	27	0

Top 10s

By Kickoff Returns

NAME	NO.
1. FAULK, K.....	181
2. Starring, S.....	107
3. Hobbs, E.....	105
Meggett, D.....	105
5. Johnson, B.....	102
6. Garrett, C.....	92
7. Garron, L.....	89
8. Martin, S.....	88
9. Brown, T.....	87
10. Herron, M.....	71

By Kickoff Return Avg.

(Minimum 20 Ret.)

NAME	AVG.
1. Hobbs, E.....	27.7
2. Carter, A.....	27.2
3. Clayborn, R.....	27.0
4. Ivory, H.....	26.5
5. Maroney, L.....	25.9
6. Garron, L.....	25.8
TATE, B.....	25.8
8. Christy, D.....	25.7
9. Herron, M.....	25.3
10. Johnson, B.....	25.1



PATRIOTS LONGEST PLAYS

RUSHING

PLAYER	YDS	OPP.	DATE
1. Larry Garrison	85t	vs BUF	10/22/61
2. Carl Garrett	80t	vs MIA	11/09/69
3. Robert Weathers	77	vs BAL (Colts)	09/04/83
Ron Burton	77	at DEN	10/23/60
5. Sam Cunningham	75t	at BUF	10/20/74
6. Craig James	73	vs STL (Cards)	12/02/84

PASSING

PLAYER	YDS	OPP.	DATE
1. T. BRADY to D. PATTEN	91t	at IND	10/21/01
2. T. Eason to C. James	90t	at CHI	09/15/85
3. J. Plunkett to R. Vataha	88t	at BAL (Colts)	12/19/71
4. T. Sherman to J. Whalen	87t	at NYJ	10/27/68
5. D. Bledsoe to T. Glenn	86t	at PIT	12/06/98

KICKOFF RETURNS

PLAYER	YDS	OPP.	DATE
1. Ellis Hobbs	108t	at NYJ	09/09/07
2. BRANDON TATE	103	AT MIA	10/04/10
3. Raymond Clayborn	101t	at BAL (Colts)	12/18/77
4. Raymond Clayborn	100t	at NYJ	10/02/77
Jon Vaughn	100t	at CIN	12/20/92
6. Allan Carter	99t	at BAL (Colts)	12/21/75
Jon Vaughn	99t	at PHX	09/29/91
8. Ricky Smith	98t	vs NYJ	09/19/82
Horace Ivory	98t	at BAL (Colts)	10/19/80
10. Ellis Hobbs	95t	at OAK	12/14/08
KEVIN FAULK	95	vs NYJ	11/15/99
Sammy Martin	95t	at IND	11/27/88
Larry Garrison	95t	at BUF	11/03/62

PUNT RETURNS

PLAYER	YDS	OPP.	DATE
1. JULIAN EDELMAN	94t	VS MIA	01/02/11
2. Mike Haynes	89t	vs BUF	11/07/76
3. Troy Brown	85t	vs CLV	12/09/01
Irving Fryar	85t	at BUF	09/22/85
5. Stanley Morgan	80t	vs BAL (Colts)	11/18/79
6. Irving Fryar	77t	vs IND	11/10/85

INTERCEPTION RETURNS

PLAYER	YDS	OPP.	DATE
1. Jimmy Hitchcock	100t	vs MIA	11/23/97
2. Rick Sanford	99t	at CHI	12/05/82
3. Bob Suci	98t	vs HOU (Oilers)	11/01/63
4. DARIUS BUTLER	91T	@HOU	01/03/10
5. Victor Green	90t	at NYJ	09/15/02
6. Ron Hall	87t	at DEN	09/18/66
7. Raymond Clayborn	85t	at CLE	10/07/84
8. Fred Marion	83t	at SEA	11/17/85
9. Chris Singleton	82t	at IND	11/15/92

PUNTS

PLAYER	YDS	OPP.	DATE
1. Shawn McCarthy	93	at BUF	11/03/91
2. Luke Prestridge	89	vs MIA	10/21/84
3. Bob Scarpito	87	at DEN	09/29/68
4. Luke Prestridge	82	vs NYJ	10/28/84
5. Rich Camarillo	76	vs NYJ	09/19/82
Lee Johnson	76	at CIN	09/09/01
7. Rich Camarillo	75	at CHI	09/15/85
Rich Camarillo	75	at OAK	11/01/81
10. Jeff Feagles	74	vs IND	10/02/88

FIELD GOALS

PLAYER	YDS	OPPONENT	DATE
1. Adam Vinatieri	57	at CHI	11/10/02
2. Adam Vinatieri	55	at ST.L	12/13/98
Matt Bahr	55	at MIA	11/12/95
4. Adam Vinatieri	54	vs. CLE	12/09/01
5. STEPHEN GOSTKOWSKI	53	at DEN	10/11/09
Adam Vinatieri	53	vs. K.C.	12/04/00
Jason Stauderovsky	53	vs. SEA	10/07/90
Gino Cappelletti	53	at NYJ	11/28/65
8. STEPHEN GOSTKOWSKI	52	vs. CHI	11/26/06
Adam Vinatieri	52	at IND	09/13/98
Adam Vinatieri	52	vs. BUF	10/12/97
Greg Davis	52	at ATL	10/15/89
10. Adam Vinatieri	51	vs. BAL	01/02/00
Charlie Gogolak	51	at MIA	10/17/71
Gino Cappelletti	51	vs. DEN	11/20/64
Greg Davis	51	at IND	0/29/89
13. STEPHEN GOSTKOWSKI	50	at SEA	12/07/08
Adam Vinatieri	50	at BAL	10/06/96
Teddy Garcia	50	at MIN	09/11/88
Tony Franklin	50	vs. LA (Raid)	11/01/87
Tony Franklin	50	vs. DET	12/08/85
Tony Franklin	50	at T.B.	10/27/85
John Smith	50	vs. K.C.	10/04/81

OPPONENTS LONGEST PLAYS

RUSHING

PLAYER	YDS	OPP.	DATE
1. Jack Larschied	87t	at OAK	10/16/60
2. Thurman Thomas	80t	at BUF	11/18/90
O.J. Simpson	80t	vs BUF	09/16/73
4. Tony Dorsett	75t	vs DAL	09/21/81
5. Maurice Jones-Drew	74t	at JAX	12/24/06
6. Wayne Patrick	72	at BUF	10/11/69

PASSING

PLAYER	YDS	OPP.	DATE
1. George Shaw to Jerry Tarr	97t	vs DEN	09/21/62
2. Len Dawson to Frank Pitts	90t	at KC	11/17/68
3. Ken O'Brien to Wesley Walker	88t	at NYJ	11/24/85
4. Steve DeBerg to S. Paige	86t	vs KC	12/02/90
Clyde Grosscup to Don Maynard	86t	at NY Titans	10/06/62
6. John Hadl to Lance Alworth	85t	vs SD	10/17/65
Ben Roethlisberger to Hines Ward	85t	at PIT	09/25/05

KICKOFF RETURNS

PLAYER	YDS	OPP.	DATE
1. Charlie Warner	102t	vs BUF	11/07/65
2. Terrence McGee	98t	at BUF	10/03/04
3. Mercury Morris	96t	at MIA	12/06/70
4. Mercury Morris	94t	vs MIA	12/05/71
5. Ode Burrell	93t	at HOU (Oilers)	11/29/64
Elbert Dubenion	93t	at BUF	11/03/62
7. Leon Washington	92t	vs. NYJ	11/13/08
Reggie Barrow	92t	at JAX	12/07/97
9. Justin Miller	91t	at OAK	12/14/08

PUNT RETURNS

PLAYER	YDS	OPP.	DATE
1. Adam "Pacman" Jones	81t	at TEN	12/31/06
2. Chris Gamble	76	at CAR	09/18/05
Andre Hastings	76	at NO	10/04/98
Goldie Sellers	76t	at KC	11/17/68
Eugene Mingo	76t	vs DEN	09/09/60
6. Mike Nelms	75t	at WAS	10/25/81
Nesby Glasgow	75t	vs BAL (Colts)	11/18/79

INTERCEPTION RETURNS

PLAYER	YDS	OPP.	DATE
1. Bryant Westbrook	101t	at DET	11/23/00
2. Dick Anderson	94t	vs MIA	11/24/68
3. Ray Buchanan	90t	vs IND	12/11/94
4. Lawrence Timmons	89	vs PIT	11/30/08
5. Al Harris	84	at PHI	12/19/99
6. Leroy Irvin	80	vs LA Rams	11/16/80
7. Levi Johnson	76	at DET	10/10/76
8. Ty Law	74t	at NYJ	12/26/05

PUNTS

PLAYER	YDS	OPP.	DATE
1. Andy Lee	82	at SF	10/05/08
2. Bob Parsons	81	at CHI	11/05/82
3. Joe Prokop	76	vs NYJ	11/05/89
4. James Fraser	75	at DEN	11/11/62
Brian Moorman	75	vs BUF	09/23/07
6. Reggie Roby	73	vs MIA	10/05/86
7. Mark Horan	71	vs DEN	10/27/91
Brian Moorman	71	at BUF	09/07/03

FIELD GOALS

PLAYER	YDS	OPP	DATE
1. Michael Koenen	58	at ATL	10/09/05
2. David Akers	57	at PHI	09/14/03
3. Morten Anderson	54	at ATL	10/01/95
Norm Johnson	54	at ATL	11/29/92
Dean Biasucci	54	vs IND	11/11/90
6. Ryan Lindell	53	vs BUF	09/10/06
Olindo Mare	53	vs. MIA	10/17/99
Jason Elam	53	at DEN	09/07/98
Pat Leahy	53	vs NYJ	10/20/85
Uwe von Schamann	53	vs MIA	10/21/79
11. Dan Carpenter	52	vs. MIA	11/08/09
Adam Vinatieri	52	at IND	11/02/08
John Kasay	52	at CAR	09/18/05
Pat Leahy	52	vs. NYJ	10/20/85
Raul Allegre	52	vs BAL (Colts)	09/04/83
Raul Allegre	52	at BAL (Colts)	10/09/83
Uwe von Schamann	52	vs MIA	11/13/82
Chris Bahr	52	at CIN	10/15/78
18. John Kasay	51	at CAR	09/18/05
Jason Elam	51	vs. DEN	10/08/95
Steve Christie	51	at BUF	11/26/95
Tony Franklin	51	vs MIA	11/06/88
Chris Bahr	51	at OAK	11/01/81



YEAR-BY-YEAR LEADERS

YEAR-BY-YEAR LEADING SCORERS

YR	PLAYER	TD	PAT	FG	TOTAL
1960	Gino Cappelletti	0	36	8	60
1961	Gino Cappelletti **	8	48	17	147
1962	Gino Cappelletti	5	38	20	128
1963	Gino Cappelletti **	2	35	22	113
1964	Gino Cappelletti **	7	38	25	155
1965	Gino Cappelletti **	9	27	17	132
1966	Gino Cappelletti **	6	35	16	119
1967	Gino Cappelletti	3	29	16	95
1968	Gino Cappelletti	2	26	15	83
1969	Gino Cappelletti	0	26	14	68
1970	Jim Nance	7	0	0	42
1971	Charlie Gogolak	0	28	12	64
1972	Carl Garrett	5	0	0	30
1973	Jeff White	0	21	14	63
1974	John Smith	0	42	16	90
1975	John Smith	0	33	9	60
1976	John Smith	0	42	15	87
1977	John Smith	0	33	15	78
1978	Horace Ivory	11	0	0	66
1979	John Smith *	0	46	23	115
1980	John Smith *	0	51	26	129
1981	John Smith	0	37	15	82
1982	John Smith	0	6	5	21
1983	Tony Collins	10	0	0	60
1984	Tony Franklin	0	42	22	108
1985	Tony Franklin	0	40	24	112

YR	PLAYER	TD	PAT	FG	TOTAL
1986	Tony Franklin *	0	44	32	140
1987	Tony Franklin	0	37	15	82
1988	Robert Perryman	6	0	0	36
1989	Greg Davis	0	13	16	61
1990	Jason Staurovsky	0	19	16	67
1991	Jason Staurovsky	0	10	13	49
1992	Charlie Baumann	0	22	11	55
1993	Scott Sisson	0	15	14	57
1994	Matt Bahr	0	36	27	117
1995	Matt Bahr	0	27	23	96
1996	Adam Vinatieri	0	39	27	120
1997	Adam Vinatieri	0	40	25	115
1998	Adam Vinatieri	0	32	31	127
1999	Adam Vinatieri	0	29	26	107
2000	Adam Vinatieri	0	25	27	106
2001	Adam Vinatieri	0	41	24	113
2002	Adam Vinatieri	0	36	27	117
2003	Adam Vinatieri	0	37	25	112
2004	Adam Vinatieri*	0	48	31	141
2005	Adam Vinatieri	0	40	20	100
2006	STEPHEN GOSTKOWSKI	0	43	20	103
2007	Randy Moss	23	0	0	138
2008	STEPHEN GOSTKOWSKI	0	40	36	148
2009	STEPHEN GOSTKOWSKI	0	47	26	125
2010	BENJARVUS GREEN-ELLIS	13	0	0	78

*NFL Leader **AFL Leader



John Smith is the only Patriot to lead the NFL in scoring twice (1979, 1980).



Sam Cunningham led the Patriots in rushing from 1975-79, totaling 3,836 yards over the five seasons.

YEAR-BY-YEAR LEADING RUSHERS

YR	PLAYER	ATT	YDS	AVG	LG	TD
1960	Alan Miller	101	416	4.2	33	1
1961	Billy Lott	100	461	4.7	38	5
1962	Ron Burton	134	540	4.0	59	2
1963	Larry Garron	179	750	4.1	47 ¹	2
1964	Larry Garron	183	585	3.2	16	2
1965	Jim Nance	111	321	2.9	20	5
1966	Jim Nance*	299	1458	4.9	65 ¹	11
1967	Jim Nance*	269	1216	4.5	53	7
1968	Jim Nance	177	593	3.4	30 ¹	4
1969	Jim Nance	193	750	3.9	43	6
1970	Jim Nance	145	522	3.6	21	7
1971	Carl Garrett	181	784	4.3	38	1
1972	Josh Ashton	128	546	4.3	35	3
1973	Sam Cunningham	155	516	3.3	25	4
1974	Mack Herron	231	824	3.6	28	7
1975	Sam Cunningham	169	666	3.9	17	6
1976	Sam Cunningham	172	824	4.8	24	3
1977	Sam Cunningham	270	1015	3.8	31 ¹	4
1978	Sam Cunningham	199	768	3.9	52 ¹	8
1979	Sam Cunningham	159	563	3.5	27	5
1980	Vagas Ferguson	211	818	3.9	44	2
1981	Tony Collins	204	873	4.3	29	7
1982	Tony Collins	164	632	3.9	54	1
1983	Tony Collins	219	1049	4.8	50 ¹	10
1984	Craig James	160	790	4.9	73	1
1985	Craig James	263	1227	4.7	65 ¹	5

YR	PLAYER	ATT	YDS	AVG	LG	TD
1986	Craig James	154	427	2.8	16	4
1987	Tony Collins	147	474	3.2	19	3
1988	John Stephens	297	1168	3.9	52	4
1989	John Stephens	244	833	3.4	35 ¹	7
1990	John Stephens	212	808	3.8	26	2
1991	Leonard Russell	266	959	3.6	24	4
1992	Jon Vaughn	113	451	4.0	36	1
1993	Leonard Russell	300	1088	3.6	21	7
1994	Marion Butts	243	703	2.9	26	8
1995	Curtis Martin	368	1487	4.0	49	14
1996	Curtis Martin	316	1152	3.6	57	14
1997	Curtis Martin	274	1160	4.2	70 ¹	4
1998	Robert Edwards	291	1115	3.8	53	9
1999	Terry Allen	254	896	3.5	39	8
2000	KEVIN FAULK	164	570	3.5	18	4
2001	Antowain Smith	287	1157	4.0	44	12
2002	Antowain Smith	252	982	3.9	42 ¹	6
2003	Antowain Smith	182	642	3.5	30	3
2004	Corey Dillon	345	1635	4.7	44	12
2005	Corey Dillon	209	733	3.5	29	12
2006	Corey Dillon	199	812	4.1	50	13
2007	Laurence Maroney	185	835	4.5	59 ¹	6
2008	SAMMY MORRIS	156	727	4.7	35	7
2009	Laurence Maroney	194	757	3.9	45 ¹	9
2010	BENJARVUS GREEN-ELLIS	229	1008	4.4	33T	13

*AFL Leader

YEAR-BY-YEAR LEADERS

YEAR-BY-YEAR LEADING PASSERS

YR	PLAYER	ATT	CMP	PCT.	YDS	TD	LG	INT	YR	PLAYER	ATT	CMP	PCT.	YDS	TD	LG	INT
1960	Butch Songin	392	187	47.7	2476	22	78	15	1986	Tony Eason	448	276	61.6	3328	19	49	10
1961	Butch Songin	212	98	46.2	1429	14	58t	9	1987	Steve Grogan	161	93	57.8	1183	10	40	9
1962	Babe Parilli	253	140	55.3	1988	18	67t	8	1988	Doug Flutie	179	92	51.4	1150	8	80t	10
1963	Babe Parilli	337	153	45.4	2335	13	77t	24	1989	Steve Grogan	261	133	51.0	1697	9	55t	14
1964	Babe Parilli	473	228	48.2	3465	31	80t	27	1990	Marc Wilson	265	139	52.5	1625	6	36	11
1965	Babe Parilli	426	173	40.6	2597	18	73t	26	1991	Hugh Millen	409	246	60.1	3073	9	60t	18
1966	Babe Parilli	382	181	47.4	2721	20	63t	20	1992	Hugh Millen	203	124	61.1	1203	8	39	10
1967	Babe Parilli	344	161	46.8	2317	19	79t	24	1993	Drew Bledsoe	429	214	49.9	2494	15	54t	15
1968	Tom Sherman	226	90	39.8	1199	12	87t	16	1994	Drew Bledsoe	691	400	57.9	4555	25	62t	27
1969	Mike Taliaferro	331	160	48.3	2160	19	77	18	1995	Drew Bledsoe	636	323	50.8	3507	13	47t	16
1970	Joe Kapp	219	98	44.7	1104	3	48	17	1996	Drew Bledsoe	623	374	59.9	4086	27	84t	15
1971	Jim Plunkett	328	158	48.2	2158	19	88t	16	1997	Drew Bledsoe	522	314	60.2	3706	28	76	15
1972	Jim Plunkett	355	169	47.6	2196	8	62	25	1998	Drew Bledsoe	481	263	54.7	3633	20	86t	14
1973	Jim Plunkett	376	193	51.3	2550	13	64	17	1999	Drew Bledsoe	539	305	56.6	3985	19	68t	21
1974	Jim Plunkett	352	173	49.1	2457	19	69t	22	2000	Drew Bledsoe	531	312	58.8	3291	17	59	13
1975	Steve Grogan	274	139	50.7	1976	11	62t	18	2001	TOM BRADY	413	264	63.9	2843	18	91t	12
1976	Steve Grogan	302	145	48.0	1903	18	58t	20	2002	TOM BRADY	601	373	62.1	3764	28	49t	14
1977	Steve Grogan	305	160	52.5	2162	17	68	21	2003	TOM BRADY	527	317	60.2	3620	23	82t	12
1978	Steve Grogan	362	181	50.0	2824	15	75t	23	2004	TOM BRADY	474	288	60.8	3692	28	50	14
1979	Steve Grogan	423	206	48.7	3286	28	63t	20	2005	TOM BRADY	530	334	63.0	4110*	26	71	14
1980	Steve Grogan	306	175	57.2	2475	18	71	22	2006	TOM BRADY	516	319	61.8	3529	24	62t	12
1981	Steve Grogan	216	117	54.2	1859	7	76t	16	2007	TOM BRADY	578	398	68.9*	4806*	50*	69t	8
1982	Steve Grogan	122	66	54.1	930	7	62t	4	2008	Matt Cassel	516	327	63.4	3693	21	76t	11
1983	Steve Grogan	303	168	55.4	2411	15	76t	12	2009	TOM BRADY	565	371	65.7	4398	28	81t	13
1984	Tony Eason	431	259	60.1	3228	23	76t	8	2010	TOM BRADY	492	324	65.9	3900	36	79t	4
1985	Tony Eason	299	168	56.2	2156	11	90t	17	*NFL Leader								



Jim Plunkett's 88-yard touchdown pass during the 1971 season ranks as the third longest in Patriots history.



Ben Coates reigns as the only Patriots tight end to lead the team in receiving five times (1993-95, 97-98).

YEAR-BY-YEAR LEADING RECEIVERS

YR	PLAYER	NO	YDS	AVG	LG	TD	YR	PLAYER	NO	YDS	AVG	LG	TD
1960	Jim Colclough	49	666	13.6	61	9	1986	Stanley Morgan	84	1491	17.8	44t	10
1961	Gino Cappelletti	45	768	17.1	53	8	1987	Tony Collins (RB)	44	347	7.9	29	3
1962	Jim Colclough	40	868	21.7	78t	10	1988	Reggie Dupard (RB)	34	232	6.8	15	0
1963	Jim Colclough	42	793	18.8	56t	3	1989	Eric Sievers (TE)	54	615	11.4	46	0
1964	Gino Cappelletti	49	865	17.7	58t	7	1990	Irving Fryar	54	856	15.9	56	4
1965	Jim Colclough	40	677	16.9	41	3	1991	Marv Cook (TE)	82	808	9.9	49	3
1966	Art Graham	51	673	13.2	42	4	1992	Irving Fryar	55	791	14.4	54t	4
1967	Art Graham	41	606	14.8	79t	4	1993	Ben Coates (TE)	53	659	12.4	54t	8
1968	Jim Whalen (TE)	47	718	15.3	87t	7	1994	Ben Coates (TE)	96	1174	12.2	62t	7
1969	Carl Garrett (RB)	29	267	9.2	34	2	1995	Ben Coates (TE)	84	915	10.9	35	6
1970	Ron Sellers	38	550	14.5	48	4	1996	Terry Glenn	90	1132	12.6	37t	6
1971	Randy Vataha	51	872	17.1	88t	9	1997	Ben Coates (TE)	66	737	11.2	35	8
1972	Reggie Rucker	44	681	15.5	62	3	1998	Ben Coates (TE)	67	668	10.0	33	6
1973	Reggie Rucker	53	743	14.0	64	3	1999	Terry Glenn	69	1147	16.6	67	4
1974	Mack Herron (RB)	38	474	12.5	18	5	2000	Troy Brown	83	944	11.4	44t	4
1975	Randy Vataha	46	720	15.7	47	6		Terry Glenn	79	963	12.2	39t	6
1976	Andy Johnson (RB)	29	343	11.8	53	4	2001	Troy Brown	101	1199	11.9	60t	5
1977	Sam Cunningham (RB)	42	370	8.8	35	1	2002	Troy Brown	97	890	9.2	38	3
1978	Russ Francis (TE)	39	543	13.9	53	4	2003	DEION BRANCH	57	803	14.1	66t	3
1979	Harold Jackson	45	1013	22.5	59	7	2004	David Givens	56	874	15.6	50	3
1979	Stanley Morgan	44	1002	22.8	63t	12	2005	Deion Branch	78	998	12.8	51	5
1980	Stanley Morgan	45	991	22.0	71	6	2006	Reche Caldwell	61	760	12.5	62t	4
1981	Don Hasselbeck (TE)	46	808	17.6	51	6	2007	WES WELKER	112*	1175	10.5	42	8
	Stanley Morgan	44	1029	23.4	76t	6		Randy Moss	98	1493	15.2	65t	23*
1982	Stanley Morgan	28	584	20.9	75t	3	2008	WES WELKER	111	1165	10.5	64	3
1983	Stanley Morgan	58	863	14.9	50t	2	2009	WES WELKER	123*	1348	11.0	58	4
1984	Derrick Ramsey (TE)	66	792	12.0	34	7	2010	WES WELKER	86	848	9.9	35	7
1985	Tony Collins (RB)	52	549	10.6	49	2							



YEAR-BY-YEAR LEADERS

YEAR-BY-YEAR NET YARDS FROM SCRIMMAGE

YR	PLAYER	TOTAL YDS	RUSH	REC.
1960	Alan Miller	700	416	284
1961	Jim Colcough	794	37	757
	Billy Lott	794	461	333
1962	Ron Burton	1009	548	350
1963	Larry Garron	1168	750	418
1964	Larry Garron	935	585	350
1965	Gino Cappelletti	680	0	680
1966	Jim Nance	1561	1458	103
1967	Jim Nance	1412	1216	196
1968	Jim Whalen	718	0	718
1969	Carl Garrett	958	691	267
1970	Jim Nance	670	522	148
1971	Carl Garrett	1049	784	265
1972	Carl Garrett	898	488	410
1973	Reggie Rucker	742	-1	743
1974	Mack Herron	1298	824	299
1975	Sam Cunningham	919	666	253
1976	Sam Cunningham	1123	824	299
1977	Sam Cunningham	1385	1015	370
1978	Sam Cunningham	1065	768	297
1979	Harold Jackson	1025	12	1013
1980	Stanley Morgan	1027	36	991
1981	Tony Collins	1105	873	232
1982	Tony Collins	819	632	187
1983	Tony Collins	1306	1049	257
1984	Craig James	949	790	159
1985	Craig James	1587	1227	360

YR	PLAYER	TOTAL YDS	RUSH	REC.
1986	Stanley Morgan	1491	0	1491
1987	Tony Collins	821	474	347
1988	John Stephens	1266	1168	98
1989	John Stephens	1040	833	207
1990	John Stephens	1004	808	196
1991	Leonard Russell	1040	959	81
1992	Irving Fryar	797	6	791
1993	Leonard Russell	1333	1088	245
1994	Ben Coates	1174	0	1174
1995	Curtis Martin	1748	1487	261
1996	Curtis Martin	1485	1152	333
1997	Curtis Martin	1456	1160	296
1998	Robert Edwards	1446	1115	331
1999	Terry Glenn	1147	0	1147
2000	KEVIN FAULK	1035	570	465
2001	Troy Brown	1290	91	1199
2002	Antowain Smith	1225	982	243
2003	KEVIN FAULK	1078	638	440
2004	Corey Dillon	1738	1635	103
2005	DEION BRANCH	998	0	998
2006	Corey Dillon	959	812	147
2007	Randy Moss	1493	0	1493
2008	WES WELKER	1191	26	1165
2009	WES WELKER	1384	36	1348
2010	BENJARVUS GREEN-ELLIS	1093	1008	85



Tony Collins is one of two Patriots to lead the team in net yards from scrimmage four times.



Maurice Hurst's six seasons as the leading intreceptor are the most by any Patriot (1989-90, 91-94).

YEAR-BY-YEAR LEADING INTERCEPTORS

YR	PLAYER	NO	YDS	AVG	LG	TD
1960	Gino Cappelletti	4	68	17.0	24	0
	Harry Jacobs	4	26	6.5	14	0
1961	Don Webb	5	153	30.6	59	2
1962	Ross O'Hanley	5	83	16.6	28	0
1963	Bob Suci	8	277	36.7	98	2
1964	Ron Hall	11	148	13.5	50	0
1965	Ron Hall	3	35	11.7	29	0
1966	Ron Hall	6	159	26.5	87	0
1967	Nick Buoniconti	4	7	1.8	7	0
	Don Webb	4	91	22.8	41	0
1968	Leroy Mitchell	7	41	5.9	20	0
1969	Larry Carwell	4	114	28.5	38	0
1970	Daryl Johnson	2	51	25.5	42	0
1971	Larry Carwell	5	72	14.4	53t	1
1972	Honor Jackson	4	133	33.3	55	0
1973	Ron Bolton	6	65	10.8	56	0
1974	Ron Bolton	7	18	2.6	10	0
1975	Ron Bolton	5	33	6.6	15	0
1976	Mike Haynes	8	90	11.3	28	0
1977	Mike Haynes	5	54	10.8	22	1
1978	Mike Haynes	6	123	20.5	50	1
1979	Raymond Clayborn	5	56	11.2	27	0
1980	Raymond Clayborn	5	87	17.4	29	0
1981	Rick Sanford	3	28	9.3	21	0
	Tim Fox	3	20	6.7	20	0
1982	Mike Haynes	4	26	6.5	26	0
1983	Rick Sanford	7	124	3.4	16	0
1984	Raymond Clayborn	3	102	34.0	85	0
1985	Fred Marion	7	189	27.0	83	0
1986	Ronnie Lippett	8	76	9.5	43	0
1987	Fred Marion	4	53	13.3	25	0
1988	Raymond Clayborn	4	65	16.3	31	0
	Fred Marion	4	47	11.8	22	0
	Roland James	4	30	7.5	22	0

YR	PLAYER	NO	YDS	AVG	LG	TD
1989	Maurice Hurst	5	31	6.2	16t	1
1990	Maurice Hurst	4	61	15.3	36	0
	Ronnie Lippett	4	94	23.5	73	0
	Fred Marion	4	17	4.3	16	0
1991	Maurice Hurst	3	21	7.0	21	0
1992	Jerome Henderson	3	43	14.3	34	0
	Maurice Hurst	3	29	9.7	27	0
1993	Maurice Hurst	4	53	13.3	24	0
1994	Maurice Hurst	7	68	9.7	24	0
1995	Vincent Brown	4	1	0.3	1	0
1996	Willie Clay	4	50	12.5	35	0
1997	Willie Clay	6	109	18.2	53t	1
1998	Ty Law*	9	133	14.8	59t	1
1999	Lawyer Milloy	4	17	4.3	17	0
2000	Ty Law	2	32	16.0	32	0
	Lawyer Milloy	2	2	1.0	2	0
	Tebucky Jones	2	20	10.0	20	0
2001	Otis Smith	5	181	36.2	78t	2
2002	Ty Law	4	33	8.3	29	0
	Terrell Buckley	4	50	12.5	39	0
2003	Ty Law	6	112	18.7	65t	1
	Tyrone Poole	6	81	13.5	44	0
2004	Eugene Wilson	4	51	12.8	24	0
2005	Asante Samuel	3	15	5.0	15	0
	Ellis Hobbs	3	8	2.7	8	0
2006	Asante Samuel*	10	120	12.0	39	0
2007	Asante Samuel	6	89	14.8	42	1
2008	BRANDON MERIWEATHER	4	25	6.3	19	0
2009	BRANDON MERIWEATHER	5	149	29.8	56	1
	LEIGH BODDEN	5	60	12.0	53t	1
2010	DEVIN McCOURTY	7	110	15.7	50	1

*-NFL Leader



YEAR-BY-YEAR LEADERS

YEAR-BY-YEAR SACK LEADERS

Note: Sacks did not become an official statistic until 1982.

YR	PLAYER	SACKS	YR	PLAYER	SACKS	YR	PLAYER	SACKS
1960	Jack Rudolph, LB.....	3.0	1978	Tony McGee, DE.....	12.0	1996	Willie McGinest, DE.....	9.5
1961	Rommie Loudd, LB.....	7.0	1979	Tony McGee, DE.....	10.5	1997	Chris Slade, LB.....	9.0
1962	Larry Eisenhauer, DE.....	5.5	1980	Julius Adams, DE.....	9.0	1998	Henry Thomas, DT.....	6.5
1963	Larry Eisenhauer, DE.....	9.0	1981	Tony McGee, DE.....	5.5	1999	Willie McGinest, DE.....	9.0
1964	Larry Eisenhauer, DE.....	7.5	1982	Don Blackmon, LB.....	4.5	2000	Willie McGinest, DE.....	6.0
1965	Larry Eisenhauer, DE.....	9.5	1983	Andre Tippett, LB.....	8.5		Greg Spires, DE.....	6.0
1966	Jim Lee Hunt, DT.....	9.0	1984	Andre Tippett, LB.....	18.5	2001	Bobby Hamilton, DL.....	7.0
1967	Houston Antwine, DT.....	6.0	1985	Andre Tippett, LB.....	16.5	2002	Richard Seymour, DL.....	5.5
1968	Houston Antwine, DT.....	7.5	1986	Garin Veris, DE.....	11.0		Willie McGinest, LB.....	5.5
1969	Houston Antwine, DT.....	5.0	1987	Andre Tippett, LB.....	12.5	2003	Mike Vrabel, LB.....	9.5
1970	Ron Berger, DE.....	9.0	1988	Andre Tippett, LB.....	8.0	2004	Willie McGinest, LB.....	9.5
1971	Steve Kiner, LB.....	6.5	1989	Brent Williams, DE.....	8.0	2005	Rosevelt Colvin, LB.....	7.0
1972	Julius Adams, DE.....	4.0	1990	Brent Williams, DE.....	6.0	2006	TULLY BANTA-CAIN, LB.....	7.5
1973	Julius Adams, DE.....	8.0	1991	Andre Tippett, LB.....	8.5		Rosevelt Colvin, LB.....	7.5
1974	Julius Adams, DE.....	8.0	1992	Andre Tippett, LB.....	7.0	2007	Mike Vrabel, LB.....	12.5
1975	Tony McGee, DE.....	9.0	1993	Chris Slade, LB.....	9.0	2008	Richard Seymour, DL.....	8.0
1976	Tony McGee, DE.....	9.5	1994	Chris Slade, LB.....	9.5	2009	TULLY BANTA-CAIN, LB.....	10.0
1977	Tony McGee, DE.....	12.0	1995	Willie McGinest, DE.....	11.0	2010	MIKE WRIGHT.....	5.5



Tony McGee recorded six seasons as the Patriots sack leader, the most by a defensive end (1975-79, 81).



Tom Yewcic led the Patriots in punting for five years (1961-65) with an overall average of 39.3 yards.

YEAR-BY-YEAR LEADING PUNTERS

YEAR	PLAYER	NO	YARDS	AVG	LG	YEAR	PLAYER	NO	YARDS	AVG	LG
1960	Tom Greene	59	2235	37.9	66	1986	Rich Camarillo	89	3746	42.1	64
1961	Tom Yewcic	62	2406	38.8	64	1987	Rich Camarillo	62	2489	40.1	73
1962	Tom Yewcic	68	2634	38.7	56	1988	Jeff Feagles	91	3482	38.3	74
1963	Tom Yewcic	73	2880	39.4	65	1989	Jeff Feagles	64	2392	37.4	64
1964	Tom Yewcic	72	2787	38.7	63	1990	Brian Hansen	90	3752	41.7	69
1965	Tom Yewcic	76	3094	40.7	70	1991	Shawn McCarthy	66	2650	40.2	93
1966	Jim Fraser	53	2044	38.6	68	1992	Shawn McCarthy	103	4212	40.9	61
1967	Terry Swanson	65	2632	40.5	62	1993	Mike Saxon	73	3096	42.4	59
1968	Bob Scarpitto	34	1382	40.6	87	1994	Pat O'Neill	69	2841	41.2	67
	Terry Swanson	62	2449	39.5	57	1995	Pat O'Neill	41	1,514	36.9	57
1969	Tom Janik	70	2903	41.5	56		Bryan Wagner	37	1,557	42.1	57
1970	Tom Janik	86	3364	39.1	57	1996	Tom Tupa	63	2,739	43.5	62
1971	Tom Janik	87	3249	37.3	58	1997	Tom Tupa	78	3,569	45.8	73
1972	Pat Studstill	75	2859	38.1	57	1998	Tom Tupa	74	3,294	44.5	64
1973	Bruce Barnes	55	2134	38.8	53	1999	Lee Johnson	90	3,735	41.5	58
1974	Bruce Barnes	45	1604	35.6	50	2000	Lee Johnson	89	3,798	42.7	62
1975	Mike Patrick	83	3223	38.8	62	2001	Ken Walter	49	1,964	40.1	58
1976	Mike Patrick	67	2688	40.1	52	2002	Ken Walter	70	2,723	38.9	55
1977	Mike Patrick	65	2354	36.2	64	2003	Ken Walter	76	2,865	37.7	52
1978	Jerrel Wilson	54	1921	35.6	57	2004	Josh Miller	56	2,350	42.0	69
1979	Eddie Hare	83	3038	36.6	58	2005	Josh Miller	76	3,431	45.1	59
1980	Mike Hubach	63	2392	38.0	69	2006	Josh Miller	43	1,848	43.0	62
1981	Rich Camarillo	47	1959	41.7	75	2007	Chris Hanson	44	1,821	41.4	64
1982	Rich Camarillo	49	2140	43.7	76	2008	Chris Hanson	49	2,143	43.7	70
1983	Rich Camarillo	81	3615	44.6	70	2009	Chris Hanson	56	2,221	39.7	56
1984	Rich Camarillo	48	2020	42.1	61	2010	ZOLTAN MESKO	58	2,505	43.2	65
1985	Rich Camarillo	92	3953	43.0	75						

YEAR-BY-YEAR LEADERS

YEAR-BY-YEAR LEADING KICKOFF RETURNERS

YR	PLAYER	NO	YDS	AVG	LG	TD
1960	Dick Christy	24	617	25.7	46	0
1961	Larry Garron	16	438	27.4	89	1
1962	Larry Garron	24	686	28.5	95t	1
1963	Larry Garron	28	693	24.7	58	0
1964	J.D. Garrett	32	749	23.4	42	0
1965	Jay Cunningham	17	374	22.0	45	0
1966	Joe Bellino	18	410	22.8	43	0
1967	Jay Cunningham	30	627	20.0	41	0
1968	Willie Porter	36	812	22.6	61	0
1969	Carl Garrett	28	792	28.3	63	0
1970	Odell Lawson	25	546	21.8	52	0
1971	Carl Garrett	24	538	22.4	37	0
1972	Carl Garrett	16	410	25.6	49	0
1973	Mack Herron	41	1092	26.6	92t	1
1974	Mack Herron	28	629	18.0	62	0
1975	Allen Carter	32	879	27.5	99t	1
1976	Jess Phillips	14	397	28.4	71	0
1977	Raymond Clayborn*	28	869	31.0	101t	3
1978	Raymond Clayborn	27	636	23.6	60	0
1979	Allan Clark	37	616	22.1	38	0
1980	Horace Ivory*	36	992	27.6	98t	1
1981	Tony Collins	39	773	18.3	32	0
1982	Ricky Smith	24	567	23.6	98t	1
1983	Ricky Smith	42	916	21.8	53	0
1984	Tony Collins	26	544	20.9	46	0
1985	Stephen Starring	48	1012	21.1	53	0

YR	PLAYER	NO	YDS	AVG	LG	TD
1986	Stephen Starring	36	802	22.3	52	0
1987	Stephen Starring	23	445	19.3	43	0
1988	Sammy Martin	31	735	23.7	95t	1
1989	Sammy Martin	24	584	24.3	38	0
1990	Sammy Martin	25	515	20.6	38	0
1991	Jon Vaughn	34	717	21.1	99t	1
1992	Jon Vaughn	20	564	28.2	100t	1
1993	Ray Crittenden	23	478	20.8	44	0
1994	Ray Crittenden	24	460	19.2	36	0
1995	David Meggett	38	964	25.4	62	0
1996	David Meggett	34	781	23.0	54	0
1997	David Meggett	33	816	24.7	61	0
1998	Derrick Cullors	45	1085	24.1	68	0
1999	KEVIN FAULK	39	943	24.2	95	0
2000	KEVIN FAULK	38	816	21.5	40	0
2001	KEVIN FAULK	33	662	20.1	42	0
2002	DEION BRANCH	36	863	24.0	63	0
	KEVIN FAULK	26	725	27.9	87t	2
2003	Bethel Johnson	30	847	28.2	92t	1
2004	Bethel Johnson	41	1016	24.8	93t	1
2005	Bethel Johnson	31	694	22.4	54	0
2006	Laurence Maroney	28	783	28.0	77	0
2007	Ellis Hobbs	35	911	26.0	108t	1
2008	Ellis Hobbs	45	1282	28.5	95t	1
2009	Laurence Maroney	13	279	21.5	52	0
2010	BRANDON TATE	41	1057	25.8	103T	2

*=NFL Leader



Stephen Starring is one of only four Patriots to record more than 1,000 yards on kickoff returns in a single season.



Carl Garrett averaged 15.5 yards per punt return in 1971, recording the highest single-season average by any Patriot.

YEAR-BY-YEAR LEADING PUNT RETURNERS

YR	PLAYER	NO	YDS	AVG	LG	TD
1960	Billy Wells	12	66	4.6	16	0
1961	Fred Brune	23	109	4.7	11	0
1962	Ron Burton	21	122	5.8	22	0
1963	Bob Suci	25	233	9.3	22	0
1964	Dave Cloutier	20	136	6.8	40	0
1965	Ron Burton	15	61	4.1	12	0
1966	Tom Hennessey	7	39	5.6	11	0
1967	Jay Cunningham	17	105	6.2	44	0
	Joe Bellino	15	129	8.6	18	0
1968	Willie Porter	22	135	6.1	24	0
1969	Carl Garrett	12	159	13.3	45	0
1970	Carl Garrett	17	168	9.9	62	0
1971	Carl Garrett	8	124	15.5	50	0
1972	Carl Garrett	6	36	6.0	27	0
1973	Mack Herron	27	282	10.8	54	0
1974	Mack Herron	35	517	14.8	66	0
1975	Darryl Stingley	15	113	7.5	29	0
1976	Mike Haynes	45	608	13.5	89t	2
1977	Stanley Morgan	16	220	13.8	53	0
	Mike Haynes	24	200	8.3	46	0
1978	Stanley Morgan	32	335	10.5	48	0
1979	Stanley Morgan	29	289	10.0	80t	1
1980	Roland James	33	331	10.0	75t	1
1981	Stanley Morgan	15	116	7.7	26	0
1982	Ricky Smith	16	139	8.7	19	0
1983	Ricky Smith	38	398	10.5	55	0
1984	Irving Fryar	36	347	9.6	55	0

YR	PLAYER	NO	YDS	AVG	LG	TD
1985	Irving Fryar*	37	520	14.1	85t	2
1986	Irving Fryar	35	336	10.5	59t	1
1987	Irving Fryar	18	174	9.7	36	0
1988	Irving Fryar	38	398	10.5	30	0
1989	Sammy Martin	19	164	8.6	28	0
1990	Irving Fryar	28	133	4.8	17	0
1991	Jerome Henderson	27	201	7.4	39	0
1992	Walter Stanley	28	227	8.1	50	0
1993	Troy Brown	25	224	9.0	19	0
1994	Troy Brown	24	202	8.4	38	0
1995	David Meggett	45	383	8.5	23	0
1996	David Meggett	52	588	11.3	60t	1
1997	David Meggett	45	467	10.4	47	0
1998	Troy Brown	17	225	13.2	39	0
1999	Troy Brown	38	405	10.7	52	0
2000	Troy Brown	39	504	12.9	66t	1
2001	Troy Brown*	29	413	14.2	85t	2
2002	Troy Brown	24	175	7.3	27	0
2003	Troy Brown	29	293	10.1	23	0
2004	KEVIN FAULK	20	133	6.7	16	0
2005	Tim Dwight	32	273	8.5	29	0
2006	KEVIN FAULK	31	330	10.6	43	0
2007	WES WELKER	25	249	10.0	35	0
2008	WES WELKER	24	237	9.9	44	0
2009	WES WELKER	27	338	12.5	69	0
2010	JULIAN EDELMAN	21	321	14.2	94T	1

*=NFL Leader



YEAR-BY-YEAR LEADERS

YEAR-BY-YEAR ALL PURPOSE YARDS LEADERS

YR	PLAYER	RUSH		REC		OFF	PUNT RET		KICK RET		RET	DEF	TOT
		NO	YDS	NO	YDS	YDS	NO	YDS	NO	YDS	YDS	YDS	YDS
1960	Richard Christy	78	363	26	268	631	8	73	24	617	690	0	1321
1961	Larry Garron	69	389	24	341	730	0	0	16	438	438	0	1168
1962	Ron Burton	134	548	40	461	1009	21	122	13	238	360	0	1369
1963	Larry Garron	179	750	26	418	1168	1	23	28	693	716	0	1884
1964	Larry Garron	183	585	40	350	935	0	0	10	198	198	0	1133
1965	Gino Cappalletti	0	0	37	680	680	0	0	0	0	0	0	680
1966	Jim Nance	299	1458	8	103	1561	0	0	0	0	0	0	1561
1967	Jim Nance	269	1216	22	196	1412	0	0	0	0	0	0	1412
1968	Willie Porter	0	0	0	0	0	22	135	36	812	947	0	947
1969	Carl Garrett	137	691	29	267	958	12	159	28	792	951	0	1909
1970	Carl Garrett	88	272	26	216	488	17	168	24	511	679	0	1167
1971	Carl Garrett	181	784	22	265	1049	8	124	24	538	662	0	1711
1972	Carl Garrett	131	488	30	410	898	6	36	16	410	446	0	1344
1973	Mack Herron	61	200	18	265	465	27	282	41	1092	1374	0	1839
1974	Mack Herron	231	824	38	474	1298	35	517	28	629	1146	0	2444
1975	Andy Johnson	117	488	26	294	782	6	60	10	188	248	0	1030
1976	Sam Cunningham	172	824	29	299	1123	0	0	0	0	0	0	1123
1977	Sam Cunningham	270	1015	42	370	1385	0	0	0	0	0	0	1385
1978	Stanley Morgan	2	11	34	820	831	32	335	1	17	352	0	1183
1979	Harold Jackson	0	0	45	1013	1013	0	0	0	0	0	0	1013
1980	Horace Ivory	42	111	12	95	206	0	0	36	992	992	0	1198
1981	Tony Collins	204	873	26	232	1105	3	15	39	773	788	0	1893
1982*	Tony Collins	164	632	19	187	819	0	0	0	0	0	0	819
1983	Ricky Smith	0	0	0	0	0	38	398	42	916	1314	0	1314
1984	Tony Collins	138	550	16	100	650	0	0	26	544	544	0	1194
1985	Craig James	263	1227	27	360	1587	0	0	0	0	0	0	1587
1986	Stanley Morgan	0	0	84	1491	1491	0	0	0	0	0	0	1491
1987	Tony Collins	147	474	44	347	821	0	0	0	0	0	0	821
1988	John Stephens	297	1168	14	98	1266	0	0	0	0	0	0	1266
1989	John Stephens	244	833	21	207	1040	0	0	0	0	0	0	1040
1990	John Stephens	212	808	28	196	1004	0	0	0	0	0	0	1004
1991	Leonard Russell	266	959	18	81	1040	0	0	0	0	0	0	1040
1992	Irving Fryar	1	6	55	791	797	0	0	0	0	0	0	797
1993	Leonard Russell	300	1088	26	245	1333	0	0	0	0	0	0	1333
1994	Ben Coates	0	0	96	1174	1174	0	0	0	0	0	0	1174
1995	Dave Meggett	60	250	52	334	584	45	383	38	964	1347	0	1931
1996	Dave Meggett	40	122	33	292	414	52	588	34	781	1369	0	1783
1997	Dave Meggett	20	60	19	203	263	45	467	33	816	1283	0	1546
1998	Robert Edwards	291	1115	35	331	1446	0	0	0	0	0	0	1446
1999	KEVIN FAULK	67	227	12	98	325	10	90	39	943	1033	0	1358
2000	KEVIN FAULK	164	570	51	465	1035	6	58	38	816	874	0	1909
2001	Troy Brown	11	91	101	1199	1290	29	413	1	13	426	0	1716
2002	KEVIN FAULK	52	271	37	379	650	8	65	26	725	790	0	1440
2003	KEVIN FAULK	178	638	48	440	1078	5	66	10	207	273	0	1351
2004	Corey Dillon	345	1635	15	103	1738	0	0	0	0	0	0	1738
2005	DEION BRANCH	0	0	78	998	998	0	0	0	0	0	0	998
2006	Laurence Maroney	175	745	22	194	939	0	0	28	783	783	0	1722
2007	WES WELKER	4	34	112	1175	1209	25	249	7	176	425	0	1634
2008	WES WELKER	3	26	111	1165	1191	24	237	2	36	273	0	1464
2009	WES WELKER	5	36	123	1348	1384	27	338	2	45	383	0	1767
2010	BRANDON TATE	5	62	24	432	494	1	4	41	1057	1061	0	1555

*- strike year



CONSECUTIVE RECORDS

INDIVIDUAL RECORDS

CONSECUTIVE SEASONS PLAYED

- 16 Steve Grogan (1975-90)
- 15 Troy Brown (1993-2007)
- 14 Bruce Armstrong (1987-2000)
- Steve Nelson (1974-86)

CONSECUTIVE GAMES PLAYED

- 161 Raymond Clayborn (09/18/77 to 11/22/87)
- 160 Adam Vinatieri (09/01/96 to 01/01/06)

CONSECUTIVE GAMES STARTED

- 147 Raymond Clayborn (09/03/78 to 11/22/87)
- 110 Ray Hamilton (09/16/73 to 10/26/80)

CONSECUTIVE GAMES SCORING

- 102 Adam Vinatieri (11/10/96 to 12/29/02)
- 101 John Smith (09/28/75 to 10/02/83)

CONSECUTIVE GAMES SCORING TD

- 7 Curtis Martin (10/13/96 to 11/24/96)
- 6 Laurence Maroney (10/18/09-11/30/09)
- Robert Edwards (09/07/98 To 10/19/98)
- 5 Seven Times, Most Recently

BENJARVUS GREEN-ELLIS (9/26/10-10/31/10)

CONSECUTIVE GAMES RUSHING TD

- 7 Curtis Martin (10/13/96 to 11/24/96)
- 6 Laurence Maroney (10/18/09-11/30/09)
- Robert Edwards (09/07/98 to 10/19/98)

5 BENJARVUS GREEN-ELLIS (9/26/10-10/31/10)

- Curtis Martin (10/23/95 to 11/19/95)
- Horace Ivory (10/22/78 to 11/19/78)

CONSECUTIVE GAMES RECEIVING TD

- 5 Randy Moss (10/14/07 to 11/18/07)
- Daniel Graham (12/27/03 to 10/10/04)
- Michael Timpson (12/26/93 to 9/18/94)
- Jimmy Colclough (11/11/62 to 12/09/62)
- 4 Stanley Morgan (09/21/86 to 10/12/86)
- Stanley Morgan (09/07/80 to 9/29/80)
- Art Graham (12/11/66 to 9/17/67)

CONSECUTIVE GAMES PASSING TD

- 19 TOM BRADY (12/17/06 to 12/09/07)**
- 16 TOM BRADY (9/12/10-12/11)**
- 14 Babe Parilli (12/03/61 to 9/08/63)
- 13 TOM BRADY (12/14/03 to 11/22/04)**

CONSECUTIVE STARTS NONE INTERCEPTED

- 11 TOM BRADY (10/24/10-01/21/11)**
- 6 Tony Eason (09/07/86 to 10/26/86)
- 5 TOM BRADY (12/10/06 to 09/09/07)**
- Drew Bledsoe (10/23/95 to 11/19/95)

CONSECUTIVE ATTEMPTS NONE INTERCEPTED

- 335 TOM BRADY (10/17/10-1/2/11)**
- 183 TOM BRADY (9/20/09-10/25/09)**
- 179 Drew Bledsoe (10/23/95 to 11/26/95)
- 178 Tony Eason (12/22/85 to 10/26/86)
- 175 TOM BRADY (12/03/06 to 9/16/07)**
- 173 TOM BRADY (10/01/07 to 11/04/07)**

CONSECUTIVE ATT. WITHOUT INT. TO START CAREER

- 162 TOM BRADY (11/23/00 to 10/28/01)***

CONSECUTIVE GAMES RECEPTIONS MADE

- 63 Ben Coates (12/27/92 to 12/15/96)
- 61 WES WELKER (9/09/07-12/26/10)**
- 42 Jim Colclough (9/09/60 to 9/08/63)

CONSECUTIVE RECEPTIONS MADE FOR TDs

- 8 Mike Vrabel (9/28/02 to 10/28/07)
- 3 Derrick Ramsey (11/18/84)
- Harold Jackson (9/09/79)

CONSECUTIVE GAMES INTERCEPTIONS MADE

- 4 Mike Haynes (11/07/76 to 11/28/76)
- 3 DEVIN MCCOURTY (11/21/10-12/6/10)**
- Ty Law (11/26/95 to 12/01/95)
- Myron Guyton (11/12/96 to 11/26/95)
- Asante Samuel (9/23/07 to 10/7/07)

CONSECUTIVE FGs MADE

- 25 Adam Vinatieri (11/24/96 to 11/09/97)
- 23 Adam Vinatieri (10/10/04 to 12/26/04)
- 17 STEPHEN GOSTKOWSKI (12/09/07 to 10/05/08)**

TEAM RECORDS

CONSECUTIVE GAMES FG MADE

- 17 Matt Bahr (12/18/94 to 12/16/95)
- 17 Tony Franklin (11/24/85 to 11/23/86)

CONSECUTIVE PATS MADE

191 STEPHEN GOSTKOWSKI (12/31/06 to 11/7/10)*

- 117 Adam Vinatieri (10/27/96 to 10/31/99)
- 105 Gino Cappelletti (12/08/63 to 12/18/66)

CONSECUTIVE VICTORIES (INCLUDING PLAYOFFS)

- 21 Oct. 5, 2003 to Oct. 24, 2004*
- 18 Sept. 9, 2007 to Jan. 20, 2008
- 12 Nov. 25, 2001 to Sept. 22, 2002

CONSECUTIVE REGULAR SEASON VICTORIES

- 21 Dec. 17, 2006 to Sept. 14, 2008*
- 18 Oct. 5, 2003 to Oct. 24, 2004
- 9 Nov. 25, 2001 to Sept. 22, 2002
- 8 NOV. 14, 2010 TO JAN. 2, 2011**

Nov. 3, 1994 to Sept. 3, 1995

CONSECUTIVE PLAYOFF VICTORIES

- 10 Jan. 19, 2002 to Jan. 7, 2006*
- 3 Dec. 28, 1985 to Jan. 12, 1986

CONSECUTIVE SHUTOUT VICTORIES

- 2 vs. Miami, Dec. 12, 1982 and at Seattle Dec. 19, 1982

CONSECUTIVE VICTORIES AT HOME

- 18 Dec. 29, 2002 to Sept. 8, 2005
- 17 DEC. 12, 2008 TO JAN. 2, 2011**
- 12 Nov. 26, 2006 to Sept. 7, 2008
- 10 Sept. 19, 1976 to Oct. 30, 1977

CONSECUTIVE VICTORIES ON ROAD

- 12 Dec. 24, 2006 to Oct. 5, 2008
- 7 Oct. 19, 2003 to Oct. 3, 2004
- Dec. 11, 2005 to Nov. 19, 2006
- 6 Oct. 19, 1986 to Dec. 22, 1986
- Sept. 10, 1978 to Nov. 19, 1978

CONSECUTIVE LOSSES

- 14 Sept. 23, 1990 to Sept. 1, 1991
- 10 Dec. 22, 1991 to Nov. 8, 1992
- 9 Oct. 25, 1981 to Dec. 20, 1981
- Oct. 8, 1972 to Dec. 3, 1972
- Sept. 27, 1970 to Nov. 22, 1970

CONSECUTIVE LOSSES AT HOME

- 10 Dec. 3, 1989 to Sept. 22, 1991
- 6 Nov. 3, 1974 to Sept. 28, 1975
- Oct. 15, 1972 to Sept. 23, 1973
- Sept. 27, 1970 to Dec. 13, 1970

CONSECUTIVE LOSSES ON ROAD

- 8 Sept. 13, 1981 to Dec. 20, 1981
- Dec. 6, 1970 to Dec. 12, 1971
- Oct. 6, 1968 to Oct. 26, 1969

CONSECUTIVE GAMES SCORING

- 149 Nov. 28, 1993 to Dec. 29, 2002
- 125 Dec. 28, 1975 to Nov. 13, 1983

CONSECUTIVE QUARTERS PATRIOTS SCORELESS

- 10 Nov. 22, 1992 (vs. NYJ, 2nd half) to Dec. 6, 1992 (vs. Indianapolis)

CONSECUTIVE SHUTOUT QUARTERS RECORDED

- 8 Dec. 12, 1982 (vs. Miami) to Dec. 19, 1982 (at Seattle)

CONSECUTIVE QUARTERS NOT ALLOWING A TD

- 10 Dec. 5, 1982 (at Chicago, 2nd half) thru Dec. 19, 1982 (at Seattle)
- (Shutout victories vs. Miami 12/12/82 and at Seattle 12/19/82)

CONSECUTIVE SERIES GAME PATRIOTS VICTORIES

- 15 BUFFALO BILLS, DEC. 27, 2003 TO DEC. 26, 2010***
- 11 Buffalo Bills, Jan. 2, 1983 to Dec. 20, 1987
- 10 San Diego Chargers, Dec. 2, 1973 to Oct. 14, 2001

CONSECUTIVE SERIES GAME PATRIOTS LOSSES

- 10 Denver Broncos, Nov. 4, 1984 to Sept. 7, 1998
- 9 New York Jets, Dec. 18, 1966 to Nov. 22, 1970
- Miami Dolphins, Sept. 17, 1989 to Nov. 21, 1993

*-NFL Record @-Current

@-Active

PATRIOTS INDIVIDUAL RECORDS

The following records relate to service with the Patriots and reflect only regular season activity; postseason playoff competition is excluded. Number of games per season: 1960-1977 (14); 1978-81 (16); 1982 (9); 1983-86 (16); 1987 (15), and 1988-09 (16).

underline = record set in 2010; **bold** = player on current roster

SERVICE

MOST SERVICE

Seasons —	16	Steve Grogan, 1975-90
	15	Troy Brown, 1993-07
		Julius Adams, 1971-77, 79-85, 87
	14	Bruce Armstrong, 1987-2000
		Steve Nelson, 1974-87
	13	Tedy Bruschi, 1996-2008
		Raymond Clayborn, 1977-89
		John Hannah, 1973-85
		Stanley Morgan, 1977-89
		Mosi Tatupu, 1978-90

Games (100 Games Played) —

PLAYER, POS.	GAMES	YEARS
1. Bruce Armstrong, OT	212	1987-00
2. Julius Adams, DE	206	1971-87*
3. Mosi Tatupu, RB	194	1978-90
4. Troy Brown, WR	192	1993-07
5. Raymond Clayborn, CB	191	1977-89
6. Tedy Bruschi, LB	189	1996-08
7. John Hannah, OG	183	1973-85
8. Stanley Morgan, WR	180	1977-89
9. Steve Nelson, LB	174	1974-87
10. Willie McGinest, LB	171	1994-05
Adam Vinatieri, K	160c	1996-05
Tom Neville, OT	160	1965-77
13. Pete Brock, C	154	1976-87
14. KEVIN FAULK, RB	154+	1999-10
Gino Cappelletti, K/WR	152c	1960-70
16. Andre Tippett, LB	151	1982-93^
17. Bill Lenkaitis, C	151	1971-81
18. Steve Grogan, QB	149	1975-90
19. Roland James, SS	145	1980-90
20. Fred Marion, FS	144	1982-91
21. Ben Coates, TE	142	1991-99
Houston Antwine, DT	142	1961-71
23. Jim Lee Hunt, DT	141	1960-70
Ty Law, CB	141	1995-04
Lonie Paxton, LS	141	2000-08
26. Len St. Jean, OG	140c	1964-73
27. Don Webb, DB	134	1961-71
28. Ray Hamilton, NT	132	1973-81
29. Jon Morris, C	130	1964-74
30. TOM BRADY, QB	145+	2000-10
Irving Fryar, WR	129	1984-92
32. Larry Izzo, LB	127	2001-08
Chris Slade	127	1993-00
34. Johnny Rembert, LB	126	1983-92
35. Ted Johnson, LB	125	1995-04
Mike Vrabel, LB	125	2001-08
37. MATT LIGHT, T	140+	2001-10
Drew Bledsoe, QB	124	1993-01
Jim Colclough, WR	124	1960-68
Steve King, LB	124	1973-81
Charlie Long, OT	124	1961-69
42. Vincent Brown, LB	123	1988-95
Ronnie Lippett, CB	122	1983-91
Lawrence McGrew, LB	122	1980-89
45. Jarvis Green, DL	121	2002-09
Brent Williams, DE	121	1986-93
Cedric Jones, WR	120	1982-90
48. Sam Adams, OG	119	1972-80
Ed Reynolds, LB	119	1983-91
Tony McGee, DE	119	1974-81

c - consecutive games played + - active status

* - J. Adams DNP in 1986. ^ - A. Tippett DNP in 1989

SCORING

MOST POINTS

Career —	1,158	Adam Vinatieri, 1996-05
	1,130	Gino Cappelletti, 1960-70
	692	John Smith, 1974-82
	569	Stephen Gostkowski, 2006-2009
	442	Tony Franklin, 1984-87
	408	Stanley Morgan, 1977-89
Season —	155	Gino Cappelletti, 1964 (7-td, 36-xp*, 25-fg)
	148	Stephen Gostkowski, 2008 (40-xp, 36-fg)
	147	Gino Cappelletti, 1961 (8-td, 48-xp, 17-fg)
	141	Adam Vinatieri, 2004 (48-xp, 31-fg)
	140	Tony Franklin, 1986 (44-xp, 32-fg)

Game —	28	Gino Cappelletti vs. Hou., Dec. 18, 1965 (2-td, 4-xp, 4-fg)
	24	Randy Moss at Buf., Nov. 18, 2007 (4-td)
	24	Gino Cappelletti vs. Buf., Nov. 15, 1964 (3-td, 6-xp*)

Most Seasons Leading League —

	5	Gino Cappelletti, 1961, 63-66
	2	John Smith, 1979, 1980

TOUCHDOWNS

MOST TOUCHDOWNS

Career —	68	Stanley Morgan, 1977-89 (67-p, 1-rt)
	50	Ben Coates, 1991-99 (50-p)
		Randy Moss, 2007-10 (50-p)
	49	Sam Cunningham, 1973-79, 1981-82 (43-r, 6-p)
	46	Jim Nance, 1965-71 (45-r, 1-p)
	44	Tony Collins, 1981-87 (32-r, 12-p)
	42	Gino Cappelletti, 1960-70 (42-p)
		Irving Fryar, 1984-92 (1-r, 38-p, 3-rt)
		Larry Garron, 1960-68 (15-r, 26-p, 1-rt)
Season —	23	Randy Moss, 2007 (23-p)
	17	Curtis Martin, 1996 (14-r, 3-p)
	15	Curtis Martin, 1995 (14-r, 1-p)
	13	BenJarvus Green-Ellis, 2010 (13-r)
		Randy Moss, 2009 (13-p)
		Corey Dillon, 2006 (13-r)
		Corey Dillon, 2005 (12-r, 1-p)
		Corey Dillon, 2004 (12-r, 1-p)
		Steve Grogan, 1976 (12-r, 1-f)
		Stanley Morgan, 1979 (12-p, 1-rt)
		Antowain Smith, 2001 (12-r, 1-p)
	12	Robert Edwards, 1998 (9-r, 3-p)
		Mack Herron, 1974 (7-r, 5-p)
	11	Sam Cunningham, 1974 (9-r, 2-p)
		Horace Ivory, 1978 (11-r)
		Billy Lott, 1961 (5-r, 6-p)
		Randy Moss, 2008 (11-p)
		Jim Nance, 1966 (11-r)
Game —	4	Randy Moss at Buffalo, Nov. 18, 2007 (4-p)
	3	Accomplished 32 times; Most recent: Randy Moss vs. Jacksonville Dec. 27, 2009 (3-p)

*includes one two-point conversion



PATRIOTS INDIVIDUAL RECORDS

PAT KICKS

MOST PAT KICK ATTEMPTS

Career — 374 Adam Vinatieri, 1996-05
353 Gino Cappelletti, 1960-70
323 John Smith, 1974-83
231 STEPHEN GOSTKOWSKI, 2006-09
166 Tony Franklin, 1984-87

Season — 74 STEPHEN GOSTKOWSKI, 2007

51 John Smith, 1980
50 Gino Cappelletti, 1961
49 John Smith, 1979
48 Adam Vinatieri, 2004

Game — 8 Stephen Gostkowski vs. Tenn., Oct. 18, 2009
Stephen Gostkowski at Buffalo, Nov. 18, 2007
David Posey vs. N.Y. Jets, Oct. 29, 1978
John Smith vs. N.Y. Jets, Sept. 9, 1979
7 Stephen Gostkowski at Oakland, Dec. 14, 2008
Gino Cappelletti vs. Buffalo, Oct. 22, 1961
John Smith vs. Oakland, Oct. 3, 1976

MOST PAT KICKS MADE

Career — 367 Adam Vinatieri, 1996-05
342 Gino Cappelletti, 1960-70
308 John Smith, 1974-83
230 STEPHEN GOSTKOWSKI, 2006-10
163 Tony Franklin, 1984-87

Season — 74 Stephen Gostkowski, 2007

51 John Smith, 1980
48 Adam Vinatieri, 2004
Gino Cappelletti, 1961
47 Stephen Gostkowski, 2009
46 John Smith, 1979

Game — 8 Stephen Gostkowski vs. Tenn., Oct. 18, 2009
8 Stephen Gostkowski at Buffalo, Nov. 18, 2007
John Smith vs. N.Y. Jets, Sept. 9, 1979

MISC. SCORING

SAFETY

Game — 1 Accomplished 21 times, most recent:
Ty Warren vs. Buffalo, Sept. 10, 2006

Season — 2 Don Blackmon at Tampa Bay,
10/27/85 and vs. Green Bay, 9/8/85
(NOTE: See fumble section for scoring on fumbles)

MISSED FG RETURNED FOR TD

91 yds Ron Burton vs. Denver, Nov. 11, 1962

BLOCKED FG RETURNED FOR TD

71 yds Raymond Clayborn at Houston, Oct. 18, 1987
65 yds Mike Haynes at N.Y. Jets, Oct. 5, 1980
45 yds Larry Carwell vs. Cincinnati, Sept. 17, 1972
35 yds Kyle Arrington at Miami, Oct. 4, 2010

BLOCKED PUNT RETURNED FOR TD

31 yds Rod McSwain at L.A. Rams, Nov. 16, 1986
20 yds Don Webb vs. San Diego, Dec. 17, 1961
17 yds Mosi Tatupu at New Orleans, Nov. 30, 1986
8 yds Rick Sanford vs. Baltimore, Nov. 18, 1979
4 yds Tedy Bruschi vs. Baltimore, Oct. 6, 1996
3 yds Willie Scott vs. Indianapolis, Nov. 22, 1987
0 yds Leroy Moore vs. Oakland, Nov. 17, 1961

FIELD GOALS

MOST FIELD GOAL ATTEMPTS

Career — 334 Gino Cappelletti, 1960-70
321 Adam Vinatieri, 1996-05
191 John Smith, 1974-83
134 STEPHEN GOSTKOWSKI, 2006-10
125 Tony Franklin, 1984-87

Season — 41 Tony Franklin, 1986 40 STEPHEN GOSTKOWSKI, 2008

39 Adam Vinatieri, 1998
38 Gino Cappelletti, 1963
37 Gino Cappelletti, 1962
Gino Cappelletti, 1964

Game —

7 Jason Staurovsky vs. Ind., Dec. 3, 1989
Gino Cappelletti vs. Cin., Nov. 16, 1969
Gino Cappelletti vs. Buf., Sept. 24, 1967
Gino Cappelletti vs. S.D., Sept. 20, 1964
6 Adam Vinatieri vs. Jax, Sept. 22, 1996
Gino Cappelletti vs. NYJ, Sept. 27, 1964
Gino Cappelletti at Denver, Oct. 4, 1964
Gino Cappelletti vs. Hou., Dec. 18, 1965

Most Seasons Leading League —

3 Gino Cappelletti, 1961, 63-64

MOST FIELD GOALS MADE

Career — 263 Adam Vinatieri, 1996-05
176 Gino Cappelletti, 1960-70
128 John Smith, 1974-83
113 STEPHEN GOSTKOWSKI, 2006-10
93 Tony Franklin, 1984-87

Season — 36 STEPHEN GOSTKOWSKI, 2008

32 Tony Franklin, 1986
31 Adam Vinatieri, 2004
Adam Vinatieri, 1998
27 Adam Vinatieri, 2002
Adam Vinatieri, 2000
Adam Vinatieri, 1996
Matt Bahr, 1994

26 STEPHEN GOSTKOWSKI, 2009

Adam Vinatieri, 1999
John Smith, 1980

Game —

6 Gino Cappelletti vs. Denver, Oct. 4, 1964
5 Adam Vinatieri vs. Jacksonville, Sept. 22, 1996
Jason Staurovsky vs. Indianapolis, Dec. 3, 1989

Game (No Misses) —

6 Gino Cappelletti vs. Denver, Oct. 4, 1964

Longest Made —

57 Adam Vinatieri at Chicago, Nov. 10, 2002
55 Adam Vinatieri at St. Louis, Dec. 13, 1998
Matt Bahr at Miami, Nov. 12, 1995
54 Adam Vinatieri vs. Cleveland, Dec. 12, 2001
53 Stephen Gostkowski at Denver, Oct. 11, 2009
Adam Vinatieri vs. Kansas City, Dec. 4, 2000
Gino Cappelletti vs. N.Y. Jets, Nov. 28, 1965
Jason Staurovsky vs. Seattle, Oct. 7, 1990

PATRIOTS INDIVIDUAL RECORDS

RUSHING

MOST RUSHING ATTEMPTS

Career — 1,385 Sam Cunningham, 1973-79, 1981-82
1,323 Jim Nance, 1965-71
1,191 Tony Collins, 1981-87
958 Curtis Martin, 1995-97
891 John Stephens, 1988-92

Season — 368 Curtis Martin, 1995
345 Corey Dillon, 2004
316 Curtis Martin, 1996
300 Leonard Russell, 1993
299 Jim Nance, 1966

Game —
40 Curtis Martin vs. NYJ, Sept. 14, 1997 (199 yards)
38 Jim Nance vs. Oak., Oct. 30, 1966 (208 yds)
36 Curtis Martin vs. Buf., Oct. 23, 1995 (127 yds)
35 Curtis Martin vs. Ind., Nov. 24, 1996 (141 yds)
Curtis Martin at NYJ, Nov. 5 1995 (166 yds)
Michael LeBlanc vs. Buffalo Oct. 11, 1987 (146 yds)
John Stephens vs. Chi., Oct. 30, 1988 (124 yds)

Seasons Leading League —
3 Jim Nance, 1966-67, 69

MOST RUSHING YARDS

Career — 5,453 Sam Cunningham, 1973-79, 1981-82
5,323 Jim Nance, 1965-71
4,647 Tony Collins, 1981-87
3,799 Curtis Martin, 1995-97
3,550 KEVIN FAULK, 1999-10
3,391 Don Calhoun, 1975-81

Season — 1,635 Corey Dillon, 2004
1,487 Curtis Martin, 1995
1,458 Jim Nance, 1966
1,227 Craig James, 1985
1,216 Jim Nance, 1967

Game —
212 Tony Collins vs. NY Jets, Sept. 18, 1983 (23 att.)
208 Jim Nance vs. Oakland, Oct. 30, 1966 (38 att.)
199 Curtis Martin vs. NY Jets, Sept. 14, 1997 (40 att.)
196 Robert Edwards at St. Louis, Dec. 13, 1998 (24 att.)
185 Jim Nance vs. Buffalo, Sept. 24, 1967 (34 att.)

Seasons Leading League — 2 Jim Nance, 1966-67

LONGEST RUN FROM SCRIMMAGE

85 Larry Garron vs. Buffalo, Oct. 22, 1961 (TD)
80 Carl Garrett vs. Miami, Nov. 9, 1969 (TD)
77 Robert Weathers vs. Balt., Sept. 4, 1983 (TD)
Ron Burton at Denver, Oct. 23, 1960

HIGHEST AVERAGE RUSHING GAIN

Career (450 Attempts) —
4.22 Corey Dillon, 2004-06 (753-3,180)
4.22 Craig James, 1984-88 (585-2,469)
4.19 Kevin Faulk, 1999-10 (847-3550)
4.17 Laurence Maroney, 2006-09 (582-2,430)
4.16 Carl Garrett, 1969-72 (537-2,235)
4.14 Don Calhoun, 1974-81 (820-3,391)

Season (100 Attempts) —
5.59 Don Calhoun, 1976 (129-721)
5.45 Mosi Tatupu, 1983 (106-578)
5.04 Carl Garrett, 1969 (137-691)
4.94 Craig James, 1984 (160-790)
4.91 Horace Ivory, 1978 (141-693)

Game (10 Attempts)

11.60 Larry Garron vs. Buffalo, Oct. 22, 1961 (10-116)
11.36 Sam Cunningham at Buffalo, Oct. 20, 1974 (11-125)
11.14 Laurence Maroney vs. Miami, Dec. 23, 2007 (14-156)

MOST RUSHING TOUCHDOWNS

Career — 45 Jim Nance, 1965-71
43 Sam Cunningham, 1973-79, 1981
37 Corey Dillon, 2004-06
35 Steve Grogan, 1975-90
32 Curtis Martin, 1995-97
Tony Collins, 1981-87

Season — 14 Curtis Martin, 1996
Curtis Martin, 1995
13 BENJARVUS GREEN-ELLIS, 2010
Corey Dillon, 2006
12 Corey Dillon, 2005
Corey Dillon, 2004
Antowain Smith, 2001
Steve Grogan, 1976

Game — 3 Corey Dillon vs. Detroit, Dec. 3, 2006
Curtis Martin vs. Miami, Nov. 3, 1996
Mosi Tatupu at LA Rams, Dec. 11, 1983
Tony Collins vs. NY Jets, Sept. 18, 1983
Sam Cunningham at Buffalo, Oct. 20, 1974

Seasons Leading League —
1 Jim Nance, 1966

PASSING

MOST PASS ATTEMPTS

Career — **4,710 TOM BRADY, 2000-10**
4,518 Drew Bledsoe, 1993-01
3,593 Steve Grogan, 1975-90
2,413 Vito (Babe) Parilli, 1961-67
1,503 Jim Plunkett, 1971-75

Season — 691 Drew Bledsoe, 1994
636 Drew Bledsoe, 1995
623 Drew Bledsoe, 1996
601 TOM BRADY, 2002
578 TOM BRADY, 2007
565 TOM BRADY, 2009
539 Drew Bledsoe, 1999

Game

70 Drew Bledsoe vs. Minnesota, Nov. 13, 1994*
60 Drew Bledsoe at Pittsburgh, Dec. 16, 1995
59 Steve Grogan vs. New Orleans, Nov. 12, 1989
56 Drew Bledsoe vs. Denver, Oct. 8, 1995
Marc Wilson at Pittsburgh, Dec. 17, 1989
55 Tom Brady at Chicago, Nov. 10, 2002
Drew Bledsoe vs. L.A. Raiders, Oct. 19, 1994

Most Seasons Leading League —
3 Drew Bledsoe, 1994-96

*-NFL Record



PATRIOTS INDIVIDUAL RECORDS

PASSING (Cont.)

MOST PASS COMPLETIONS

Career — **2,996 TOM BRADY, 2000-10**
 2,544 Drew Bledsoe, 1993-01
 1,879 Steve Grogan, 1975-90
 1,140 Vito (Babe) Parilli, 1961-67
 876 Tony Eason, 1983-89

Season —
 400 Drew Bledsoe, 1994
398 TOM BRADY, 2007
373 TOM BRADY, 2002
 Drew Bledsoe, 1996
371 TOM BRADY, 2009
334 TOM BRADY, 2005
 327 Matt Cassel, 2008

Game —
 45 Drew Bledsoe vs. Minnesota, Nov. 13, 1994*
39 Tom Brady vs. Buffalo, Sept. 14, 2009
Tom Brady vs. Kansas City, Sept. 22, 2002
 Drew Bledsoe at Pittsburgh, Dec. 16, 1995
36 Tom Brady at Chicago, Nov. 10, 2002
Tom Brady at San Diego, Sept. 29, 2002
 Tony Eason at L.A. Rams, Nov. 16, 1986
34 Tom Brady vs. Philadelphia, Nov. 25, 2007
 Tom Ramsey vs. Philadelphia, Nov. 29, 1987

*NFL Record

Most Seasons Leading League —
 2 Drew Bledsoe, 1994, 1996

BEST PASS COMPLETION PERCENTAGE

Career (500 Attempts) —
.636 TOM BRADY 2000-10 (4710-2996)
 .629 Matt Cassel, 2005-08 (555-349)
 .604 Hugh Millen, 1991-92 (612-370)
 .584 Tony Eason, 1983-89 (1500-876)
 .563 Drew Bledsoe, 1993-01 (4452-2504)

Season (100 Attempts) —
.689 TOM BRADY, 2007 (578-398)
.659 TOM BRADY, 2010 (324-492)
.657 TOM BRADY, 2009 (565-371)
.639 TOM BRADY, 2001 (413-264)
 .634 Matt Cassel, 2008 (516-327)
.630 TOM BRADY, 2005 (334-530)
.621 TOM BRADY, 2002 (601-373)

Game (20 Attempts) —
.885 Tom Brady vs. Jacksonville, Dec. 27, 2009 (26-23)
.853 Tom Brady vs. Tennessee, Oct. 18, 2009 (34-29)
.846 Tom Brady at Buffalo, Nov. 3, 2002 (26-22)
.840 Tom Brady at Miami, Nov. 21, 2007 (25-21)
.815 Tom Brady at Atlanta, Oct. 9, 2005 (22-27)
.806 Tom Brady vs. San Diego, Sept. 16, 2007 (31-25)
.800 Tom Brady at Indianapolis, Oct. 21, 2001 (20-16)
 Babe Parilli vs. Miami, Oct. 15, 1967 (20-16)

Most Seasons Leading League —
1 TOM BRADY, 2007
 Vito (Babe) Parilli, 1961

MOST PASSING YARDS

Career — **34,744 TOM BRADY, 2000-10@**
 29,657 Drew Bledsoe, 1993-01
 26,886 Steve Grogan, 1975-90
 16,747 Vito (Babe) Parilli, 1961-67
 10,732 Tony Eason, 1983-89

Season — **4,806 TOM BRADY, 2007**
 4,555 Drew Bledsoe, 1994
4,398 TOM BRADY, 2009
4,110 TOM BRADY, 2005
 4,086 Drew Bledsoe, 1996
 3,985 Drew Bledsoe, 1999

Game

426 Drew Bledsoe vs. Minnesota, Nov. 13, 1994
 423 Drew Bledsoe vs. Miami, Nov. 23, 1998
 421 Drew Bledsoe at Miami, Sept. 5, 1994
 419 Drew Bledsoe vs. Miami, Nov. 3, 1996
 415 Matt Cassel at Miami, Nov. 23, 2008
 414 Tony Eason vs. Seattle, Sept. 21, 1986
410 Tom Brady vs. Kansas City, Sept. 22, 2002

Seasons Leading League —
2 TOM BRADY, 2005, 2007
 1 Drew Bledsoe, 1994
 Vito (Babe) Parilli, 1964

LONGEST PASS COMPLETION

911 Tom Brady at Indianapolis, Oct. 21, 2001 (to David Patten)
 901 Tony Eason at Chicago, Sept. 15, 1985 (to Craig James)
 881 Jim Plunkett vs. Baltimore, Dec. 19, 1971 (to Randy Vataha)
 871 Tom Sherman vs. NY Jets, Oct. 27, 1968 (to Jim Whalen)
 861 Drew Bledsoe at Pittsburgh, Dec. 6, 1998 (to Terry Glenn)
851 Tom Brady at Miami, Oct. 19, 2003 (to Troy Brown in overtime)

FEWEST INTERCEPTIONS THROWN

Career (500 Attempts) —
 13 Matt Cassel, 2005-08
 24 Butch Songin, 1960-61
 28 Hugh Millen, 1991-92
 44 Mike Taliaferro, 1968-70
 48 Tony Eason, 1983-89

Season (100 Attempts) —
2 Steve Grogan, 1986 (102 att.)
4 TOM BRADY, 2010 (492)
 Scott Zolak, 1992 (100 att.)
 Steve Grogan, 1982 (122 att.)
 5 Steve Grogan, 1985 (156 att.)
 5 Tom Hodson, 1990 (156 att.)

Lowest Interception Percentage, Season —

0.8 TOM BRADY, 2010 (4-492)
1.4 TOM BRADY, 2007 (8-578)
 1.9 Tony Eason, 1984 (8-431)
 2.0 Steve Grogan, 1986 (2-102)
 2.1 Matt Cassel, 2008 (11-516)
 2.2 Tony Eason, 1986 (10-448)

MOST INTERCEPTIONS THROWN

Career (500 attempts) —
 208 Steve Grogan, 1975-90
 138 Babe Parilli, 1961-67
 Drew Bledsoe, 1993-01
103 Tom Brady, 2000-10
 87 Jim Plunkett, 1971-75

Season —

27 Drew Bledsoe, 1994
 Babe Parilli, 1964
 26 Babe Parilli, 1965
 25 Jim Plunkett, 1972
 24 Babe Parilli, 1967
 Babe Parilli, 1963

Game (25 attempts) —

6 Steve Grogan vs. San Francisco, Nov. 30, 1980
 Babe Parilli vs. Denver, Sept. 3, 1967
 5 Seven times, most recently
 Drew Bledsoe at Miami, Nov. 21, 1999

MOST TOUCHDOWN PASSES

PATRIOTS INDIVIDUAL RECORDS

PASSING (Cont.)

Career —

261	TOM BRADY, 2000-10
182	Steve Grogan, 1975-90
166	Drew Bledsoe, 1993-01
132	Vito (Babe) Parilli, 1961-67
62	Jim Plunkett, 1971-75

Season —

50	TOM BRADY, 2007*
36	TOM BRADY, 2010
31	Vito (Babe) Parilli, 1964
28	TOM BRADY, 2009
	TOM BRADY, 2004
	TOM BRADY, 2002
	Drew Bledsoe, 1997
	Steve Grogan, 1979

Game —

6	TOM BRADY VS. TENNESSEE, OCT. 18, 2009
	TOM BRADY AT MIAMI, OCT. 21, 2007
5	TOM BRADY AT BUFFALO, NOV. 18, 2007
	Steve Grogan vs. N.Y. Jets, Sept. 9, 1979
	Vito (Babe) Parilli at Buffalo, Nov. 15, 1964
	Vito (Babe) Parilli vs. Miami, Oct. 15, 1967

Seasons Leading League —

3	TOM BRADY, 2002, 2007, 2010
1	Steve Grogan, 1979 (tied Brian Sipe of Clev.-28)
	Babe Parilli, 1964

*NFL Record

RECEIVING

MOST RECEPTIONS

Career —

557	Troy Brown, 1993-07
534	Stanley Morgan, 1977-89
490	Ben Coates, 1991-99
432	WES WELKER, 2007-10
424	KEVIN FAULK, 1999-10
363	Irving Fryar, 1984-92

Season —

123	WES WELKER, 2009
112	WES WELKER, 2007
111	WES WELKER, 2008
101	Troy Brown, 2001
98	Randy Moss, 2007
97	Troy Brown, 2002

Game —

16	Troy Brown, vs. K.C., Sept. 22, 2002 (176 yds)
15	Wes Welker vs. N.Y. Jets, Nov. 22, 2009 (192)
13	Wes Welker vs. Jacksonville, Dec. 27, 2009 (138)
	Wes Welker vs. Philadelphia, Nov. 25, 2007
	Deion Branch, at S.D., Sept. 29, 2002 (128)
	Terry Glenn at Cleveland, Oct. 3, 1999 (214)
12	Randy Moss vs. Buffalo, Sept. 14, 2009 (141)
	Wes Welker vs. Buffalo, Sept. 14, 2009 (93)
	Wes Welker at Seattle, Dec. 7, 2008 (134)
	Troy Brown, vs. K.C., Dec. 4, 2000 (119)
	Ben Coates at Indy, Nov. 27, 1994 (119)

MOST RECEIVING YARDS

Career —

10,352	Stanley Morgan, 1977-89
6,366	Troy Brown, 1993-07
5,726	Irving Fryar, 1984-92
5,471	Ben Coates, 1991-99
5,001	Jim Colclough, 1960-68

Season —

1,493	RANDY MOSS, 2007
1,491	Stanley Morgan, 1986
1,264	Randy Moss, 2009
1,348	WES WELKER, 2009
1,199	Troy Brown, 2001
1,175	WES WELKER, 2007
1,174	Ben Coates, 1994

Game —

214	Terry Glenn at Cleveland, Oct. 3, 1999 (13 rec)
193	Terry Glenn at Pittsburgh, Dec. 6, 1998 (9)
192	Wes Welker vs. N.Y. Jets, Nov. 22, 2009 (15)
183	Randy Moss at N.Y. Jets, Sept. 9, 2007 (9)
182	Stanley Morgan vs. Miami, Nov. 8, 1981 (5)
176	Troy Brown vs. Kansas City, Sept. 22, 2002 (16)

Longest Reception —

91t	David Patten at Indianapolis, Oct. 21, 2001
90t	Craig James at Chicago, Sept. 15, 1985
88t	Randy Vataha vs. Baltimore, Dec. 19, 1971
87t	Jim Whalen vs. N.Y. Jets, Oct. 27, 1968
86t	Terry Glenn at Pittsburgh, Dec. 6, 1998

HIGHEST AVERAGE GAIN PER RECEPTION

Career (150 Minimum) —

20.3	Harold Jackson, 1978-81 (156-3,162)
19.4	Stanley Morgan, 1977-89 (534-10,352)
17.7	Jim Colclough, 1960-68 (283-5,001)
15.8	Irving Fryar, 1984-92 (363-5,726)
15.7	Gino Cappelletti, 1960-70 (292-4,589)

Season (35 Minimum) —

23.4	Stanley Morgan, 1981 (44-1,029)
22.8	Stanley Morgan, 1979 (44-1,002)
22.5	Harold Jackson, 1979 (45-1,013)
22.0	Stanley Morgan, 1980 (45-991)
21.7	Jim Colclough, 1962 (40-868)

Game (4 Minimum) —

36.4	Stanley Morgan vs. Miami, Nov. 8, 1981 (5-182)
35.5	Stanley Morgan vs. S.F., Nov. 30, 1980 (4-142)
	Jim Colclough vs. N.Y. Jets, Oct. 6, 1962 (4-142)
35.0	Aaron Marsh vs. N.Y. Jets, Sept. 22, 1968 (4-140)
34.0	Stanley Morgan at Balt., Nov. 26, 1978 (5-170)

MOST TOUCHDOWN RECEPTIONS

Career —

67	Stanley Morgan, 1977-89
50	Ben Coates, 1991-99
	Randy Moss, 2007-10
42	Gino Cappelletti, 1960-68
39	Jim Colclough, 1960-68
38	Irving Fryar, 1984-92

Season —

23	Randy Moss, 2007*
13	Randy Moss, 2009
12	Stanley Morgan, 1979
11	Randy Moss, 2008
10	ROB GRONKOWSKI, 2010
	Stanley Morgan, 1986
	Jim Colclough, 1962

Game —

4	Randy Moss at Buffalo, Nov. 18, 2007
3	Accomplished 10 Times. Most Recent:
	Rob Gronkowski at Pittsburgh, Nov. 14, 2010

*NFL Record



PATRIOTS INDIVIDUAL RECORDS

INTERCEPTIONS

MOST INTERCEPTIONS

Career —

- 36 Ty Law, 1995-04
- Raymond Clayborn, 1977-89
- 29 Ron Hall, 1961-67
- Roland James, 1980-90
- Fred Marion, 1982-91
- 28 Mike Haynes, 1976-82

Season —

- 11 Ron Hall, 1964
- 10 Asante Samuel, 2006
- 9 Ty Law, 1998
- 8 Ronnie Lippett, 1986
- Mike Haynes, 1976

Game —

- 3 Accomplished 9 times. Most recent:
Leigh Bodden vs. N.Y. Jets, Nov. 22, 2009

MOST INTERCEPTION RETURN YARDAGE

Career —

- 583 Ty Law, 1995-04
- 555 Raymond Clayborn, 1977-89
- 476 Ron Hall, 1961-67
- 457 Fred Marion, 1982-91
- 420 Ronnie Lippett 1984-91

Season —

- 277 Bob Suci, 1963
- 189 Fred Marion, 1985
- 182 Prentice McCray, 1976
- 181 Otis Smith, 2001
- 159 Ron Hall, 1966

Game —

- 118 Prentice McCray at N.Y. Jets, Nov. 21, 1976 (2)
- 115 Fred Marion at Seattle, Nov. 17, 1985 (2)
- 110 Bob Suci vs. Houston, Nov. 1, 1963 (2)
- 100 Jimmy Hitchcock vs. Miami, Nov. 23, 1997 (1)
- 99 Rick Sanford at Chicago, Dec. 5, 1982 (1)

Longest Return —

- 100 Jimmy Hitchcock vs. Miami, Nov. 23, 1997 (TD)
- 99 Rick Sanford at Chicago, Dec. 5, 1982 (TD)
- 98 Bob Suci vs. Houston, Nov. 1, 1963 (TD)
- 91 Darius Butler at Houston, Jan. 3, 2010 (TD)**
- 90 Victor Green at N.Y. Jets, Sept. 15, 2002 (TD)

TOUCHDOWNS

Career —

- 6 Ty Law, 1995-04
- 4 Teddy Bruschi, 1996-08
- 3 Asante Samuel, 2003-07
- 2 JAMES SANDERS 2005-10**
- Willie McGinest, 1994-05
- Otis Smith, 1996, 2000-02
- Ronnie Lippett, 1983-91
- Prentice McCray, 1974-80
- Don Webb, 1961-62, 64-71
- John Charles, 1967-69
- Bob Suci, 1963

Season —

- 2 Teddy Bruschi LB, 2003
- Teddy Bruschi, LB 2002
- Ty Law CB, 2001
- Otis Smith CB, 2001
- Ronnie Lippett DB, 1987
- Prentice McCray S, 1976
- Bob Suci DB, 1963
- Don Webb DB, 1961

Game —

- 2 Prentice McCray at N.Y. Jets, Nov. 21, 1976

PUNTING

MOST PUNTS

Career —

- 468 Rich Camarillo, 1981-87
- 377 Tom Yewcic, 1961-67
- 243 Tom Janik, 1969-71
- 222 Mike Patrick, 1975-78
- 215 Tom Tupa, 1996-98

Season —

- 103 Shawn McCarthy, 1992
- 92 Rich Camarillo, 1985
- 91 Jeff Feagles, 1988
- 90 Lee Johnson, 1999
- Brian Hansen, 1990
- 89 Lee Johnson, 2000
- Rich Camarillo, 1986

Game —

- 11 Shawn McCarthy vs. New Orleans, Nov. 8, 1992
- Rich Camarillo at Chicago, Sept. 15, 1985
- Rich Camarillo at Dallas, Nov. 22, 1984
- Jim Fraser vs. N.Y. Jets, Oct. 2, 1966
- 10 Accomplished Nine Times, Most Recent:
Ken Walter at Phila., Sept. 14, 2003
- Brooks Barnard vs. Miami, Dec. 7, 2003

MOST PUNTING YARDS

Career —

- 19,922 Rich Camarillo, 1981-87
- 14,553 Tom Yewcic, 1961-67
- 9,602 Tom Tupa, 1996-98
- 9,516 Tom Janik, 1969-71
- 8,578 Lee Johnson, 1999-01

Season —

- 4,212 Shawn McCarthy, 1992
- 3,953 Rich Camarillo, 1985
- 3,798 Lee Johnson, 2000
- 3,752 Brian Hansen, 1990
- 3,746 Rich Camarillo, 1986

Game —

- 514 Rich Camarillo at Chicago, Sept. 15, 1985 (11)
- 479 Rich Camarillo at Dallas, Nov. 22, 1984 (11)
- 436 Bob Scarpitto vs. Oakland, Oct. 6, 1968 (10)
- 426 Rich Camarillo at Oakland, Nov. 1, 1981 (9)

Longest Punt —

- 93 Shawn McCarthy at Buffalo, Nov. 3, 1991
- 89 Luke Prestridge vs. Miami, Oct. 21, 1984
- 87 Bob Scarpitto at Denver, Sept. 29, 1968
- 82 Luke Prestridge vs. N.Y. Jets, Oct. 28, 1984
- 76 Lee Johnson, at Cincinnati, Sept. 9, 2001
- Rich Camarillo vs. N.Y. Jets, Sept. 19, 1982

PATRIOTS INDIVIDUAL RECORDS

PUNTING (Cont.)

HIGHEST AVERAGE YARDS PER PUNT

Career (100 Punts Min.) —

44.7	Tom Tupa, 1996-98 (215)
43.6	Josh Miller, 2004-06 (175)
42.6	Rich Camarillo, 1981-87 (468)
42.3	Lee Johnson, 1999-01 (203)
41.5	Chris Hanson, 2007-2009 (149)
40.0	Terry Swanson, 1967-68 (127)
40.7	Shawn McCarthy, 1991-92 (169)

Season (Qualifiers) —

45.8	Tom Tupa, 1997
45.1	Josh Miller, 2005
44.6	Rich Camarillo, 1983

Season (Qualifiers) continued —

44.5	Tom Tupa, 1998
43.7	Chris Hanson, 2008
43.7	Rich Camarillo, 1982
43.5	Tom Tupa, 1996
43.2	Zoltan Mesko, 2010

Game (4 Punts Min.) —

55.6	Tom Tupa, at Indianapolis, Sept. 7, 1997 (5)
54.3	Pat O'Neill at Detroit, Sept. 25, 1994 (4)
51.9	Tom Tupa, at Denver, Oct. 6, 1997 (7)
51.3	Tom Tupa, vs. San Diego, Aug. 31, 1997 (4)
51.2	Tom Tupa, vs. Indianapolis, Nov. 30, 1997 (5)
	Shawn McCarthy at Buffalo, Nov. 3, 1991 (5)

PUNT RETURNS

MOST PUNT RETURNS

Career —

270	Troy Brown, 1993-07
206	Irving Fryar, 1984-91
142	David Meggett, 1995-97
111	Mike Haynes, 1976-80
99	KEVIN FAULK, 1999-2010

Season —

52	David Meggett, 1996
45	David Meggett, 1997
	David Meggett, 1995
	Mike Haynes, 1976
39	Troy Brown, 2000

Game —

10	Ronnie Harris at Pittsburgh, Dec. 5, 1993
7	David Meggett vs. N.Y. Jets, Dec. 10, 1995
	Ray Crittenden vs. Green Bay, Nov. 2, 1994
	Irving Fryar at Dallas, Nov. 22, 1984
6	Accomplished Seven Times, Most Recent: David Meggett vs. San Diego, Aug. 31, 1997

Most Seasons Leading League —

1	Irving Fryar, 1985
	Ron Burton, 1962
	Fred Bruney, 1961

MOST PUNT RETURN YARDS

Career —

2,625	Troy Brown, 1993-07
2,055	Irving Fryar, 1984-91
1,443	David Meggett, 1995-97
1,159	Mike Haynes, 1976-81
960	Stanley Morgan, 1977-1989

Season —

608	Mike Haynes, 1976
588	David Meggett, 1996
520	Irving Fryar, 1985
517	Mack Herron, 1974

Game —

156	Mike Haynes vs. Buffalo, Nov. 7, 1976
133	Stanley Morgan vs. Buffalo, Nov. 20, 1977
133	Irving Fryar at Buffalo, Sept. 22, 1985
126	Billy Johnson vs. Houston, Nov. 5, 1967

LONGEST PUNT RETURN

99 Julian Edelman vs. Miami, Jan. 2, 2011 (TD)

89	Mike Haynes vs. Buffalo, Nov. 7, 1976 (TD)
85	Troy Brown, vs. Cleveland, Dec. 9, 2001 (TD)
	Irving Fryar at Buffalo, Sept. 22, 1985 (TD)
80	Stanley Morgan vs. Balt., Nov. 18, 1979 (TD)
77	Irving Fryar vs. Indianapolis, Nov. 10, 1985 (TD)

HIGHEST PUNT RETURN AVERAGE

Career (20 Returns) —

14.2	JULIAN EDELMAN, 2009-10 (27-384)
12.0	Mack Herron, 1973-75 (74-888)
11.3	Carl Garrett, 1969-72 (43-487)
10.6	WES WELKER, 2007-2010 (81-860)
10.4	Troy Brown, 1993-07 (270-2625)
	Mike Haynes, 1976-81 (111-1159)
	Stanley Morgan, 1977-89 (92-960)
10.2	David Meggett, 1995-97 (142-1443)

Season (Qualifiers) —

15.3	JULIAN EDELMAN, 2010
14.8	Mack Herron, 1974
14.2	Troy Brown, 2001
14.1	Irving Fryar, 1985
13.5	Mike Haynes, 1976
12.9	Troy Brown, 2000

Game (3 Returns) —

39.0	Mike Haynes vs. Buffalo, Nov. 7, 1976 (4)
35.7	Ricky Smith vs. Baltimore, Sept. 4, 1981 (3)

Most Seasons Leading League —

1	Troy Brown, 2001
	Irving Fryar, 1985

MOST PUNT RETURN TOUCHDOWNS

Career —

3	Troy Brown, 1993-07
	Irving Fryar, 1984-91
2	Mike Haynes, 1976-81

Season —

2	Troy Brown, 2001
	Irving Fryar, 1985
	Mike Haynes, 1976

Game —

1	Accomplished 12 Times, Most Recent: Julian Edelman vs. Miami, Jan. 2, 2011 (94 yds)
---	---



PATRIOTS INDIVIDUAL RECORDS

KICKOFF RETURNS

MOST KICKOFF RETURNS

Career —

- 181 **KEVIN FAULK, 1999-10**
- 107 Stephen Starring, 1983-87
- 105 Ellis Hobbs, 2005-08
- David Meggett, 1995-97
- 101 Bethel Johnson, 2003-05

Season —

- 48 Stephen Starring, 1985
- 45 Derrick Collors, 1998
- Ellis Hobbs, 2008
- 42 Ricky Smith, 1983
- 41 BRANDON TATE, 2010**
- Bethel Johnson, 2004
- Mack Herron, 1973

Game —

- 8 Willie Porter vs. NY Jets, Sept. 22, 1968
- 7 Bethel Johnson vs. Indianapolis, Nov. 7, 2005
- Deion Branch vs. Kansas City, Sept. 22, 2002
- Deion Branch at Chicago, Nov. 10, 2002
- Kevin Faulk vs. N.Y. Jets, Dec. 22, 2002**

Most Seasons Leading League —

- 1 Jon Vaughn, 28.2 (20-564), 1992
- Horace Ivory, 27.6 (36-992), 1980
- Raymond Clayborn, 31.0 (28-869), 1977

MOST KICKOFF RETURN YARDS

Career —

- 4,098 KEVIN FAULK, 1999-10**
- 2,913 Ellis Hobbs, 2005-08
- 2,561 David Meggett, 1995-97
- 2,557 Bethel Johnson, 2003-05
- 2,299 Larry Garron, 1960-68

Season —

- 1,281 Ellis Hobbs, 2008
- 1,092 Mack Herron, 1973
- 1,085 Derrick Collors, 1998
- 1,057 BRANDON TATE, 2010**
- 1,016 Bethel Johnson, 2004
- 1,012 Stephen Starring, 1985

Game —

- 237 Ellis Hobbs vs. Miami, Sept. 21, 2008
- 220 Kevin Faulk vs. N.Y. Jets, Dec. 22, 2002**
- 206 Allen Carter at Baltimore, Dec. 21, 1975
- 201 Deion Branch vs. Kansas City, Sept. 22, 2002

LONGEST KICKOFF RETURN

- 108 Ellis Hobbs at N.Y. Jets, Sept. 9, 2007 (TD)*
- 103 Brandon Tate at Miami, Oct. 4, 2010 (TD)**
- 101 Raymond Clayborn at Balt., Dec. 18, 1977 (TD)
- 100 Jon Vaughn at Cincinnati, Dec. 20, 1992 (TD)
- Raymond Clayborn at NYJ, Oct. 2, 1977 (TD)
- 99 Allen Carter at Baltimore, Dec. 21, 1975 (TD)
- Jon Vaughn at Phoenix, Sept. 29, 1991 (TD)

HIGHEST KICKOFF RETURN AVERAGE

Career (20 Returns) —

- 27.7 Ellis Hobbs, 2005-08 (105-2913)
- 27.2 Allen Carter, 1975-76 (33-898)
- 26.9 Raymond Clayborn, 1977-89 (57-1,538)
- 26.5 Horace Ivory, 1978-81 (45-1,191)

Season (Qualifiers) —

- 31.0 Raymond Clayborn, 1977
- 28.5 Larry Garron, 1962
- Ellis Hobbs, 2008
- 28.4 Jess Phillips, 1976
- 28.3 Carl Garrett, 1969

Game (3 Returns) —

- 52.0 Ellis Hobbs at N.Y. Jets, Sept. 9, 2007 (3)
- 51.0 Brandon Tate at Miami, Oct. 4, 2010 (3)**
- 49.3 Ron Burton vs. Dallas Texans, Nov. 3, 1961 (3)
- 47.0 Horace Ivory at Baltimore, Oct. 19, 1980 (3)

MOST KICKOFF RETURN TOUCHDOWNS

Career —

- 3 Raymond Clayborn, 1977-89
- Ellis Hobbs, 2005-08
- 2 KEVIN FAULK, 1999-2010**
- BRANDON TATE, 2009-2010**
- Bethel Johnson, 2003-05
- Jon Vaughn, 1991-92
- Larry Garron, 1960-68

Season —

- 3 Raymond Clayborn, 1977
- 2 KEVIN FAULK, 2002**

Game —

- 1 Accomplished 23 times. Most recent:
Brandon Tate at Miami, Oct. 4, 2010

*NFL Record

FUMBLES

MOST FUMBLES

Career —

- 81 Steve Grogan, 1975-90
- 71 TOM BRADY, 2000-10**
- 67 Drew Bledsoe, 1993-01
- 49 Sam Cunningham, 1973-79, 1981
- 42 Vito (Babe) Parilli, 1961-67
- Tony Collins, 1981-87

Season —

- 13 TOM BRADY, 2003**
- 12 TOM BRADY, 2006**
- TOM BRADY, 2001**
- Steve Grogan, 1979
- Sam Cunningham, 1975
- Mack Herron, 1974

Game —

- 4 Vito (Babe) Parilli vs. Denver, Nov. 6, 1966
- 3 Accomplished 11 times. Most recent:
Tom Brady vs. N.Y. Jets, Sept. 21, 2003

MOST OWN FUMBLE RECOVERIES

Career —

- 34 Steve Grogan, 1975-90
- 27 Drew Bledsoe, 1993-00
- 19 Vito (Babe) Parilli, 1961-67
- 16 Tom Brady, 2000-10**

Season —

- 6 Drew Bledsoe, 1999
- Steve Grogan, 1987
- Vito (Babe) Parilli, 1963
- Ricky Smith, 1983
- 5 TOM BRADY, 2004**
- TOM BRADY, 2002**
- Vito (Babe) Parilli, 1964

Game —

- 2 Accomplished 9 times. Most recent:
Steve Grogan vs. Miami, Sept. 13, 1987

PATRIOTS INDIVIDUAL RECORDS

FUMBLES (Cont.)

MOST OPPONENT FUMBLE RECOVERIES

Career —

- 19 Andre Tippett, 1982-88, 90-93
- 16 Steve Nelson, 1974-87
- 15 Willie McGinest, 1994-2005
- Jim Hunt, 1960-70
- 14 Raymond Hamilton, 1973-80
- 13 Bob Dee, 1960-67

Season —

- 5 Bob Dee, 1961
- 4 Andre Tippett, 1993
- Brent Williams, 1986
- Steve Nelson, 1978
- John Sanders, 1975
- Larry Eisenhauer, 1964
- Jack Rudolph, 1960

Game —

- 3 Steve Nelson vs. Philadelphia, Oct. 8, 1978
- 2 Accomplished 21 times. Most recent:
Ty Warren vs. Washington, Oct. 28, 2007

MOST FUMBLE RETURN YARDS

Career —

- 101 Brent Williams, 1986-93

Season —

- 68 Richard Seymour, 2004
- 63 Rob Ninkovich, 2010**
- 54 Brent Williams, 1986
- 53 Chad Eaton, 1999

Game —

- 68 Richard Seymour at Buffalo, Oct. 3, 2004 (1)
- 63 Rob Ninkovich at San Diego, Oct. 24, 2010 (1-opp)**
- 52 Chuck Shonta vs. N.Y. Titans, Sept. 17, 1960 (1-opp)
- 51 Jim Hunt vs. Houston, Dec. 15, 1968 (1-opp)

LONGEST FUMBLE RETURN

- 68 Richard Seymour at Buffalo, Oct. 3, 2004 (TD)
- 63 Rob Ninkovich at San Diego, Oct. 24, 2010**
- 52 Chuck Shonta vs. N.Y. Titans, Sept. 17, 1960 (TD)
- 51 Jim Hunt vs. Houston, Dec. 15, 1968

MOST FUMBLE RETURN TOUCHDOWNS

Own Fumbles Recovered For TD —

- 1 Eight players. Most recent:
Troy Brown vs. N.Y. Jets, Dec. 12, 1995

Opponents' Fumbles Recovered For TD —

- 1 Accomplished many times.
Most recent: Ellis Hobbs at Buffalo
Gary Guyton at Chicago, Dec. 12, 2010 (35 yds, TD)

SACKS *

MOST SACKS

Career —

- 100.0 Andre Tippett, 1982-88, 90-93
- 79.5 Julius Adams, 1971-77, 79, 85, 87
- 78.0 Willie McGinest, 1994-05
- 72.5 Tony McGee, 1974-81
- 54.0 Ray Hamilton, 1973-81

Season —

- 18.5 Andre Tippett, 1984
- 16.5 Andre Tippett, 1985
- 12.5 Mike Vrabel, 2007
- Andre Tippett, 1987
- 12.0 Tony McGee, 1978
- Tony McGee, 1979

Rookie Season —

- 10.5 Garin Veris, 1985
- 9.0 Chris Slade, 1993

Game —

- 4.0 Julius Adams at Atlanta, Dec. 4, 1977
- Tony McGee at Baltimore, Nov. 16, 1978
- Mike Hawkins vs. N.Y. Jets, Sept. 9, 1979
- 3.5 Andre Tippett at Buffalo, Oct. 26, 1986
- Chris Slade vs. San Diego, Nov. 20, 1994
- 3.0 Accomplished 30 times, most recently
Tully Banta-Cain at Buffalo, Dec. 20, 2009

*Sacks have only been an official NFL statistic since 1982. Sack totals shown here reflect all-time Patriots totals.

PATRIOTS CAREER SACK LEADERS

Player	Sacks	Career Years
1. Andre Tippett	100.0	1982-88, 90-93
2. Julius Adams	79.5	1971-77, 79-85, 87
3. Willie McGinest	78.0	1994-05
4. Tony McGee	72.5	1974-81
5. Ray Hamilton	54.0	1973-81
6. Chris Slade	51.0	1993-00
7. Mike Vrabel	48.0	2001-08
8. Larry Eisenhauer	45.5	1961-69
9. Brent Williams	43.5	1986-93
10. Houston Antwine	39.0	1961-71
Richard Seymour	39.0	2001-08
12. Garin Veris	36.0	1985-88, 90-91
13. Richard Bishop	32.5	1976-81
14. Tedy Bruschi	30.5	1996-08
15. Don Blackmon	29.5	1981-87
16. Jim Lee Hunt	29.0	1960-71
17. Jarvis Green	28.0	2002-09
18. Bob Dee	27.5	1960-67
19. Rosevelt Colvin	26.5	2003-08
20. Rod Shoate	22.5	1975-81
21. Henry Thomas	21.0	1997-00
TY WARREN	20.5	2003-10
23. Steve Nelson	20.0	1974-81
24. Mel Lunsford	19.5	1973-80
25. TULLY BANTA-CAIN	23.0	2003-06, 09-10
26. Nick Buoniconti	18.0	1962-68
27. Ken Sims	17.0	1982-89
28. Vincent Brown	16.5	1988-95
29. Toby Williams	15.5	1983-88
30. Tom Addison	15.0	1960-70
Mike Jones	15.0	1994-97
32. MIKE WRIGHT	14.5	2005-10
Jack Rudolph	14.5	1960-65
Adalius Thomas	14.5	2007-09
34. Ron Berger	14.0	1969-72
35. Chad Eaton	13.5	1996-00
36. Larry McGrew	13.5	1980-89
37. Tim Goad	11.5	1988-94
Ted Johnson	11.5	1995-04
Dennis Owens	11.5	1982-86



PATRIOTS TEAM RECORDS

Note: Number of games per season: 1960-1977 (14); 1978-81 (16); 1982 (9); 1983-86 (16); 1987 (15), and 1988-09 (16).
bold = record set in 2010

VICTORIES

MOST VICTORIES

Season—

- 16 2007*
- 14 2004, 2003, **2010**
- 12 2006
- 11 2008, 2001, 1996, 1986, 1985, 1978, 1976

FEWEST VICTORIES

Season—

- 1 1990
- 2 1992, 1981, 1970
- 3 1975, 1972, 1967
- *-NFL Record

SCORING

MOST POINTS SCORED

Season (Points)—

- 589 2007
- 518 2010**
- 441 1980
- 437 2004
- 427 2009
- 418 1996
- 413 1961

Season (Average)—

- 36.8 2007
- 32.4 2010**
- 29.5 1961
- 27.6 1980
- 27.3 2004
- 26.8 1976

Game—

- 59 vs. Tennessee, Oct. 18, 2009
- 56 at Buffalo, Nov. 18, 2007
- vs. N.Y. Jets, Sept. 9, 1979
- 55 vs. N.Y. Jets, Oct. 29, 1978
- 52 vs. Washington, Oct. 28, 2007
- vs. Buffalo, Oct. 22, 1961
- 50 at Ind., Nov. 18, 1984
- vs. Baltimore, Nov. 18, 1979

Quarter—

- 1st: 21 at Oakland, Dec. 14, 2008
- 21 vs. N.Y. Jets, Oct. 29, 1978
- 21 at Miami, Dec. 15, 1974
- 2nd: 35 vs. Tennessee, Oct. 18, 2009
- 3rd: 22 vs. Dallas (Texans), Nov. 18, 1960
- 4th: 27 vs. Baltimore, Nov. 23, 1980

Game, Both Teams Combined—

- 86 at BOS 43, OAK 43 (tie), Oct. 16, 1964
- 84 NE 46, at BAL 38, Oct. 6, 1996
- 79 at NE 41, KC 38, Sept. 22, 2002
- 78 NYJ 47, at BOS 31, Sept. 22, 1968
- 77 NE 49, at MIA 28, Oct. 21, 2007

FEWEST POINTS SCORED

Season—

- 143 1982 (9 games)
- 149 1970
- 181 1990
- 192 1972
- 205 1992
- 229 1968

Game—

- 0 20 Times: Most recent: at Miami 21, Patriots 0 Dec. 10, 2006

*NFL Record

Game, Both Teams Combined—

- 3 at NE 3, MIA 0, Dec. 12, 1982
- 6 NYJ 6, at NE 0, Nov. 26, 1993
- IND 6, at NE 0, Dec. 6, 1992
- 7 HOU 7, at NE 0, Sept. 21, 1975
- 9 at NE 7, CIN 2, Dec. 12, 1993
- NE 6, at MIA 3, Nov. 20, 1988
- NE 6, at NYJ 3, Dec. 15, 1991

GREATEST MARGIN OF VICTORY

Game—

- 59 at NE 59, TEN 0, Oct. 18, 2009
- 53 at NE 56, NYJ 3, Sept. 9, 1979
- 46 NE 56, at BUF 10, Nov. 18, 2007
- 45 at NE 52, WAS 7, Oct. 28, 2007
- 42 NE 45, NYJ 3, Dec. 6, 2010**
- at BOS 45, HOU 3, Nov. 1, 1963

GREATEST MARGIN OF DEFEAT

Game—

- 52 at MIA 52, NE 0, Nov. 12, 1972
- 42 at G.B. (Mil.) 45, NE 3, Oct. 9, 1988
- 38 at NYJ 45, NE 7, Sept. 26, 1993
- at CIN 45, NE 7, Dec. 20, 1970
- at MIA 41, NE 3, Oct. 17, 1971

MOST TOUCHDOWNS

Season—

- 75 2007
- 65 2010**
- 52 1961, 1980
- 50 2009
- 49 2004, 1979
- 48 1976
- 46 2006, 2005

Game—

- 8 vs. Tennessee, Oct. 18, 2009
- at Buffalo, Nov. 18, 2007
- vs. N.Y. Jets, Sept. 9, 1979
- vs. N.Y. Jets, Oct. 29, 1978
- 7 at Oakland, Dec. 14, 2008
- at Miami, Oct. 21, 2007
- vs. Oakland, Oct. 3, 1976
- vs. Buffalo, Oct. 22, 1961

FEWEST TOUCHDOWNS

Season—

- 17 1982 (9 games)
- 18 1970
- 19 1990
- 22 1991

MOST PATS

Season—

- 74 2007*
- 62 2010**
- 51 1980
- 48 2004, 1961

47 2009

FEWEST PATS

Season—

- 15 1982 (9 games)
- 17 1970
- 19 1990, 1991
- 22 1992

MOST FGs ATTEMPTED

Season—

- 41 1986
- 40 2008, 1989
- 39 1998, 1964
- 38 1963
- 37 1962

Game—

- 7 vs. Ind. Dec. 3, 1989
- at Cin., Nov. 16, 1969
- at Buffalo, Sept. 24, 1967
- at S.D., Sept. 20, 1964
- 6 vs. Jax, Sept. 22, 1996
- vs. Denver, Oct. 4, 1964

FEWEST FGs ATTEMPTED

Season—

- 13 1982 (9 games)
- 16 1972
- 17 1975, 1992
- 21 1971, 1977
- 22 1970, 1974, 1983

MOST FGs MADE

Season—

- 36 2008
- 32 1986
- 31 2004, 1998
- 30 1989

Game—

- 6 at Denver, Oct. 4, 1964
- 5 vs. Buffalo, Nov. 14, 2004
- vs. Jax, Sept. 22, 1996

FEWEST FGs MADE

Season—

- 8 1982 (9 gm), 1972, 1970, 1960
- 9 1983, 1975
- 11 1992

LONGEST DRIVES

Most Plays—

- 19 vs. Buffalo, Nov. 9, 2008
- 19-92, 9:08, TD
- at N.Y. Jets, Sept. 15, 2002
- 19-70, 6:40, FG
- 18 at Indianapolis, Oct. 22, 2000
- 18-89, 8:43, TD
- 18 Buffalo, Dec. 13, 1981, 18-64



PATRIOTS TEAM RECORDS

FIRST DOWNS

MOST TOTAL FIRST DOWNS

Season—

393 2007
373 2009
356 2008
348 1994
344 2004
339 1996

Game—

34 vs. Washington, Oct. 28, 2007
32 vs. Tennessee, Oct. 18, 2009
at Buffalo, Dec. 11, 2005
31 vs. Kansas City, Oct. 11, 1998
vs. Phila., Nov. 29, 1987
at Houston, Dec. 11, 1966

FEWEST TOTAL FIRST DOWNS

Season—

146 1982 (9 games)
166 1969
181 1968
184 1970
190 1971

Game—

3 vs. Wash., Dec. 15, 1990
5 vs. Miami, Dec. 12, 1982
at N.Y. Jets, Nov. 22, 1970
6 at K.C., Oct. 11, 1970
at Phila., Nov. 4, 1990
vs. N.O., Nov. 8, 1992

MOST RUSHING FIRST DOWNS

Season—

181 1978
150 1976
145 2008
139 1980
132 1977, 1979

Game—

21 vs. Denver, Nov. 28, 1976
18 vs. N.Y. Jets, Oct. 18, 1976
17 at Buffalo, Nov. 5, 1978
vs. Buffalo, Dec. 10, 1978

FEWEST RUSHING FIRST DOWNS

Season—

55 1965
63 1970
64 1969
65 1990
66 1964

Game—

0 at Pittsburgh, Oct. 31, 2004
at N.O., Nov. 30, 1986
at Buffalo, Oct. 26, 1980
at N.Y. Jets, Nov. 22, 1970
1 19 times. Most recent:
at Carolina, Sept. 18, 2005

MOST PASSING FIRST DOWNS

Season—

243 1994, 2007
222 2009
207 1995
206 1996
204 2005
202 1986
196 2010

Game—

22 vs. Buffalo, Sept. 14, 2009
at Cin., Sept. 18, 1994
vs. Min., Nov. 13, 1994
21 vs. Tennessee, Oct. 18, 2009
vs. Washington, Oct. 28, 2007
vs. Phila., Nov. 29, 1987
20 Eight times. Most recent:
at Buffalo, Nov. 18, 2007

FEWEST PASSING FIRST DOWNS

Season—

63 1982 (nine games)
87 1969, 1989
94 1971, 1968
95 1976
98 1970

Game—

0 vs. Miami, Dec. 8, 1968
at T.B., Dec. 12, 1976
1 vs. N.O., Dec. 4, 1983
vs. Miami, Dec. 12, 1982

MOST PENALTY FIRST DOWNS

Season—

37 2009
35 1986
34 1989
31 2004, 2000
30 1993
29 2005, 1965

Game—

7 at Houston, Sept. 19, 1965
6 vs. Kansas City, Oct. 11, 1998
5 12 times. Most Recent:
vs. Carolina, Dec. 13, 2009

FEWEST PENALTY FIRST DOWNS

Season—

9 1982 (nine games)
11 1971, 1991
14 1977
15 1969, 1976, 1985

Game—

0 Many times. Most recent:
vs. Jacksonville, Dec. 27, 2009

TOTAL NET YARDS

MOST TOTAL NET YARDS

Season—

6,580 2007
6,357 2009
5,965 1978
5,847 2008
5,820 2010
5,776 1994

Game—

619 vs. Tennessee, Oct. 18, 2009
597 vs. N.Y. Jets, Sept. 9, 1979
530 at Miami, Nov. 23, 2008

Game (Cont.)—

529 vs. N.Y. Jets, Oct. 29, 1978
526 vs. Houston, Dec. 18, 1965
514 vs. Arizona, Dec. 21, 2008

FEWEST TOTAL NET YARDS

Season—

2,626 1970
2,633 1982 (9 games)
3,127 1968
3,419 1969
3,556 1971

Game—

57 vs. N.Y. Jets, Sept. 19, 1982
74 vs. Oakland, Oct. 22, 1967
80 at N.Y. Jets, Nov. 20, 1970
92 at Denver, Nov. 11, 1979
100 vs. K.C., Sept. 21, 1969

RUSHING

MOST RUSHING ATTEMPTS

Season—

671 1978
603 1977
591 1976
588 1980, 1988
565 1985

Game—

62 vs. Den., Nov. 28, 1976 (332 yds)
60 at Seattle, Dec. 19, 1982 (249)

Game (Cont.)—

58 vs. Ind., Dec. 26, 1993 (257)
55 Four times. Most recent:
vs. Seattle, Dec. 4, 1988 (171)
54 at Buffalo, Nov. 20, 1977 (256)
vs. Chicago, Oct. 30, 1988 (185)

FEWEST RUSHING ATTEMPTS

Season—

324 1982 (9 games)
334 1970

Season (Cont.)—

363 1960
367 1969
386 1972

Game—

6 at Pittsburgh, Oct. 31, 2004
(5 yards)
9 vs. Pittsburgh, Dec. 9, 2007 (22)
vs. Denver, Nov. 17, 1996 (17)
10 vs. N.Y. Jets, Oct. 12, 1986 (17)



PATRIOTS TEAM RECORDS

RUSHING (Cont.)

MOST RUSHING YARDS

Season—

3,165 1978
2,948 1976
2,605 1983
2,331 1985
2,303 1977

Game—

332 vs. Denver, Nov. 28, 1976
330 vs. N.Y. Jets, Oct. 18, 1976
328 vs. N.Y. Jets, Sept. 18, 1983
281 vs. Oakland, Oct. 30, 1966
vs. Cin., Dec. 22, 1985

FEWEST RUSHING YARDS

Season—

1,040 1970
1,117 1965
1,347 1982
1,332 1994
1,361 1964

Game—

2 at N.O., Nov. 30, 1986
(18 attempts)
5 at Pittsburgh, Oct. 31, 2004 (6)
17 vs. Denver, Nov. 17, 1996 (9)
vs. N.Y. Jets, Oct. 12, 1986 (10)
vs. Wash., Sept. 23, 1984 (11)
at L.A. Chargers, Oct. 28, 1960 (24)

MOST RUSHING TOUCHDOWNS

Season—

30 1978
24 1976
23 1981
21 2008, 1974
20 2006

Game—

4 Six times, most recently
vs. S.D., Oct. 16, 1983

FEWEST RUSHING TOUCHDOWNS

Season—

3 1982 (9 games)
4 1990
6 1997, 1992
7 1971
8 2003, 1968, 1965

PASSING

MOST PASS ATTEMPTS

Season—

699 1994
686 1995
628 1996
610 1989
605 2002

Game—

70 vs. Minn., Nov. 13, 1994
60 at Pitt., Dec. 16, 1995
59 vs. Denver, Oct. 8, 1995
vs. N.O., Nov. 12, 1989
56 at Pitt., Dec. 17, 1989

FEWEST PASS ATTEMPTS

Season—

187 1982 (9 games)
305 1977
309 1976
330 1971
338 1969

Game—

5 vs. Miami, Dec. 12, 1982 (2 cmp.)
8 at Buffalo, Dec. 28, 2008 (6)
9 vs. Miami, Nov. 9, 1969 (2)
10 Three times, Most recent:
vs. Seattle, Dec. 4, 1988 (5)
11 vs. Ind., Dec. 26, 1993 (9)
vs. Oakland, Oct. 30, 1966 (4)
12 vs. Buffalo, Oct. 20, 1968 (4)

MOST COMPLETIONS

Season—

405 1994
403 2007
390 2009
374 2002, 1996
351 1995
340 1986

Game—

45 vs. Minn., Nov. 13, 1994
39 vs. Buffalo, Sept. 14, 2009
vs. K.C., Sept. 22, 2002
at Pitt., Dec. 16, 1995
38 vs. Tennessee, Oct. 18, 2009
36 at Chicago, Nov. 10, 2002
at San Diego, Sept. 29, 2002
at LA Rams, Nov. 16, 1986

FEWEST COMPLETIONS

Season—

93 1982 (9 games)
146 1976
159 1971
160 1977, 1968
162 1969

Game—

2 vs. Miami, Nov. 9, 1969 (9 att.)
vs. Miami, Dec. 12, 1982 (5)
3 vs. N.O., Dec. 4, 1983 (10)
4 Four times, Most recent:
vs. Buffalo, Oct. 11, 1987
5 Seven times, Most recent:
at Buffalo, Oct. 23, 1988

MOST NET PASSING YARDS

Season—

4,859 2007
4,444 1994
4,436 2009
4,120 2005
3,954 1986

Game—

426 vs. Tenn., Oct. 18, 2009
426 vs. Minn., Nov. 13, 1994
421 at Miami, Sept. 4, 1994
414 vs. Miami, Nov. 23, 1998
409 vs. Miami, Nov. 3, 1996
408 at Miami, Nov. 23, 2008

FEWEST NET PASSING YARDS

Season—

1,347 1982 (9 games)
1,586 1970
1,746 1976
1,765 1968
1,887 1971

Game—

4 vs. N.Y. Jets, Sept. 19, 1982
13 vs. Miami, Dec. 12, 1982
15 at Atlanta, Nov. 29, 1992
16 vs. N.O., Dec. 4, 1983
at Miami, Dec. 8, 1968

MOST TOUCHDOWN PASSES

Season—

50 2007
37 2010
31 1997, 1964
30 1979
29 2004, 1986, 1961
28 2009, 2005, 2002

Game—

6 vs. Tennessee, Oct. 18, 2009
at Dallas, Oct. 14, 2007
vs. N.Y. Jets, Sept. 9, 1979
5 Many times, Most recent:
at Buffalo, Nov. 18, 2007

FEWEST TOUCHDOWN PASSES

Season—

7 1970
10 1972
11 1991
12 1988, 1982
13 1992, 1973

MOST HAD INTERCEPTED

Season—

34 1981
33 1968
32 1967
29 1965, 1963
28 1988, 1975, 1972, 1970

Game—

6 at Denver, Sept. 3, 1967
vs. Buffalo, Dec. 9, 1967
at K.C., Oct. 11, 1970
at S.F., Nov. 30, 1980

FEWEST HAD INTERCEPTED

Season—

5 2010
9 1982 (9 gms), 2007
11 2008
12 2006
13 2009, 2003, 1986, 1962
14 2004, 2002, 1984

PATRIOTS TEAM RECORDS

PASSING (Cont.)

MOST SACKS ALLOWED

Season—

66	1984 (454 yards)
65	1992 (458 yards)
63	1991 (436 yards)
58	1990 (443 yards)
56	1999 (349 yards)

Game—

10	at Dallas, Nov. 22, 1984 (57 yds)
----	--------------------------------------

FEWEST SACKS ALLOWED

Season—

14	1977 (155 yards)
15	1982 (9 games-134 yds)

Season (Cont.)—

18	2009 (104)
19	1976 (164 yds)
21	2007 (128 yds), 1974 (174)
22	1994 (139 yds)
23	1993 (127 yds), 1988 (160), 1962 (164 yds)

PUNTING

MOST PUNTS

Season—

103	1992
96	1968
92	1990, 1986, 1985, 1984
91	1988
90	2000, 1999

Game—

11	Five times, Most recent: vs. Miami, Dec. 7, 2003
10	Eight times, Most recent: at Phila., Sept. 14, 2003

FEWEST PUNTS

Season—

44	2007
49	1982 (9 games)
50	2008
56	2004
57	2009
58 2010	
61	1973, 1978

Game—

0	3 times, Most recent: vs. Hou., Nov. 12, 1978
1	20 times, Most recent: <u>vs. Cincinnati, Sept. 12, 2010</u>

MOST PUNTING YARDS

Season—

4,212	1992
3,953	1985
3,904	1984
3,831	1968
3,798	2000

Game—

514	at Chicago, Sept. 15, 1985
479	at Dallas, Nov. 22, 1984
436	at Oakland, Nov. 1, 1981 at Oakland, Oct. 6, 1968

FEWEST PUNTING YARDS

Season—

1,821	2007
2,137	1978
2,140	1982 (9 games)
2,200	2008
2,221	2009
2,297	1973

Game—

0	3 times, Most recent: vs. Hou., Nov. 12, 1978
---	--

HIGHEST PUNTING AVERAGE

Season—

45.2	1997
44.6	2005, 1983
44.5	1998
44.0	2008
43.7	1982

Game (4 Punts Min.)—

55.6	at Indianapolis, Sept. 7, 1997 (5)
54.3	at Detroit, Sept. 25, 1994
51.6	at Denver, Oct. 16, 2005
51.3	vs. S.D., Aug. 31, 1995 (4)
51.2	vs. Ind., Nov. 30, 1997 (5) at Buff., Nov. 3, 1991 (5)

LOWEST PUNTING AVERAGE

Season—

34.6	1977
35.0	1978
35.8	1960
36.2	1979, 1974
36.5	1966

PUNT RETURNS

MOST PUNT RETURNS

Season—

60	1980
52	1996
51	1993
48	1999, 1984, 1976
47	1978

Game—

10	at Pittsburgh, Dec. 5, 1993
7	at Green Bay, Nov. 19, 2006 vs. N.Y. Jets, Dec. 12, 1995 at Dallas, Nov. 22, 1984 vs. Houston, Nov. 5, 1967
6	Accomplished 16 times, Most recent: at Denver, Oct. 16, 2005

FEWEST PUNT RETURNS

Season—

16	1982
17	1972
23	1969
24	1966
25	1987

MOST PUNT RETURN YARDS

Season—

628	1976
588	1996
562	2000
533	1974
530	1985

Game—

167	vs. Buffalo, Nov. 7, 1976
139	at Buffalo, Nov. 20, 1977

FEWEST PUNT RETURN YARDS

Season—

37	1972
134	1990
138	1962
139	1982
143	1966

HIGHEST PUNT RETURN AVG.

Season—

13.4 2010	
13.3	2001, 1974
13.1	1976
13.0	1961
12.6	1985
11.7	2006

LOWEST PUNT RETURN AVG.

Season—

2.2	1972
4.6	1990
5.3	1968, 1962
5.6	1965
5.8	2004, 1971

MOST PUNT RETURN TOUCHDOWNS

Season—

2	2001, 1985, 1976
---	------------------

Game—

1	vs. Miami, Jan. 2, 2010 at Carolina, Jan. 6, 2002 vs. Cleveland, Dec. 9, 2001 vs. Tampa Bay, Sept. 3, 2000 at N.Y. Giants, Dec. 21, 1996 vs. Atlanta, Nov. 2, 1986 vs. Ind., Nov. 10, 1985 at Buffalo, Sept. 22, 1985 vs. N.Y. Jets, Nov. 2, 1980 vs. Balt., Nov. 18, 1979 vs. Denver, Nov. 28, 1976 vs. Buffalo, Nov. 7, 1976
---	---



PATRIOTS TEAM RECORDS

KICKOFF RETURNS

MOST KICKOFF RETURNS

Season—

- 77 1990
- 75 2002, 1995
- 73 1967
- 71 1968
- 70 2005

Game—

- 10 vs. Buffalo, Dec. 9, 1967
- 9 at Dallas, Oct. 24, 1971
- vs. N.Y. Jets, Sept. 22, 1968
- vs. Oakland, Oct. 16, 1964

FEWEST KICKOFF RETURNS

Season—

- 28 1982 (9 games)
- 39 1977
- 46 1976
- 47 1993
- 48 1987

Game—

- 0 Five times, most recently at Buffalo, Dec. 28, 2008

MOST KICKOFF RETURN YARDS

Season—

- 1,771 2002
- 1,691 1995
- 1,562 2008
- 1,553 2006
- 1,520 1975

Game—

- 248 vs. Miami, Sept. 21, 2008
- 245 at Dallas, Oct. 24, 1971
- 230 at Balt., Dec. 21, 1975
- 229 at Indianapolis, Nov. 30, 2003
- 220 vs. Tennessee, Oct. 5, 2003
- vs. N.Y. Jets, Dec. 22, 2002

FEWEST KICKOFF RETURN YARDS

Season—

- 646 1982 (9 games)
- 819 1993
- 901 1987 (15 games)
- 1,051 1977
- 1,087 1976

Game—

- 0 Five times, most recently at Buffalo, Dec. 28, 2008

HIGHEST KICKOFF RETURN AVG.

Season—

- 26.9 1977
- 26.8 2006
- 25.2 2008, 2007, 1997
- 24.2 1999

LOWEST KICKOFF RETURN AVG.

Season—

- 17.4 1993
- 17.8 1994
- 18.1 1990
- 18.3 1981

MOST KICKOFF RETURN TOUCHDOWNS

Season—

- 3 1977
- 2 **2010**, 2007, 2002, 1961

Game—

- 1 20 times, Most recent: [at Miami, Oct. 4, 2010](#)

PENALTIES

MOST PENALTIES

Season—

- 114 1985
- 112 1977
- 111 2003, 1992
- 110 2005
- 108 2002, 1998

Game—

- 15 vs. Indianapolis, Sept. 19, 1999
- 14 Five times, most recently at Denver, Nov. 3, 2003

FEWEST PENALTIES

Season—

- 50 1973
- 52 1962
- 53 1982 (9 games), 1964
- 57 2008
- 58 1965

Game—

- 0 at New Orleans, Nov. 30, 2009
- vs. St. Louis, Oct. 26, 2008
- 1 16 times, Most recent: [vs. NY Jets, Dec. 6, 2010](#)

MOST PENALTY YARDS

Season—

- 1,051 1992
- 998 2003
- 940 2006
- 931 1977
- 921 2005

Game—

- 146 at Indianapolis, Nov. 4, 2007
- 139 vs. Buffalo, Nov. 6, 1983
- 135 at Indianapolis, Sept. 19, 1999
- 134 at Cin., Dec. 20, 1992
- 129 at Tennessee, Dec. 31, 2006

FEWEST PENALTY YARDS

Season—

- 412 1982 (9 games)
- 456 1962
- 467 1964
- 501 2008
- 506 1987

Game—

- 0 at New Orleans, Nov. 30, 2009
- vs. St. Louis, Oct. 26, 2008
- 5 Eight times, Most recent vs. Buffalo, Sept. 10, 2006

FUMBLES

MOST FUMBLES

Season—

- 51 1973
- 47 1983
- 43 1975
- 42 1992
- 37 1967, 1962

Game—

- 8 vs. Baltimore, Oct. 7, 1973
- 6 7 times, Most recent: vs. Miami, Dec. 15, 1974

FEWEST FUMBLES

Season—

- 9 2010**
- 14 2007
- 15 1969
- 16 1982 (9 games)
- 17 2009
- 2008
- 18 1970

Game—

- 0 Many times, Most recent: [at Buffalo, Dec. 26, 2010](#)

MOST TOTAL RECOVERED

Season—

- 43 1983, 1973
- 37 1985
- 36 1975

Game—

- 8 at Pitt., Sept. 26, 1976
- 7 at LA Rams, Dec. 11, 1983

FEWEST TOTAL RECOVERED

Season—

- 8 1982 (9 games)
- 12 2000
- 15 2008, 2005, 1999, 1988
- 16 2007

MOST OWN RECOVERED

Season—

- 25 1973
- 24 1983

Game—

- 5 at Wash., Oct. 25, 1981
- vs. Baltimore, Oct. 7, 1973

FEWEST OWN RECOVERED

Season—

- 4 2010**
- 5 1970, 1969
- 6 2007
- 7 2008
- 8 2009, 1982 (9 games), 1971, 1968

MOST OPPONENTS RECOVERED

Season—

- 27 1976
- 24 1985
- 21 1987, 1978

Game—

- 6 at L.A. Rams, Dec. 11, 1983
- at Pitt., Sept. 26, 1976
- 5 at N.O., Nov. 30, 1986
- vs. Denver, Nov. 6, 1966

FEWEST OPPONENTS RECOVERED

Season—

- 7 2009
- 8 2008, 2005, 1998, 1984
- 9 1993, 1965
- 10 2007, 1977, 1962

PATRIOTS TEAM RECORDS

DEFENSE – NET YARDS ALLOWED

MOST NET YARDS ALLOWED

Season—

5,864 2010
5,827 1981
5,764 1995
5,697 1990
5,644 1989
5,576 1983

Game—

584 vs. Cin., Dec. 7, 1986
552 vs. Miami, Oct. 21, 1984
540 vs. Houston, Oct. 13, 1961
525 at Miami, Sept. 4, 1994
514 at Phila., Nov. 4, 1990

FEWEST NET YARDS ALLOWED

Season—

2,812 1982 (9 games)
3,834 1963

Season (Cont.)—

4,022 1976
4,067 1974

Game—

65 vs. Seattle, Dec. 4, 1988
86 vs. Balt., Oct. 23, 1977
88 vs. Miami, Oct. 12, 1980
94 vs. Ind., Nov. 6, 1992

SCORING ALLOWED

MOST POINTS ALLOWED

Season—

446 1972, 1990
406 1968
391 1989
389 1967
377 1995

Game—

52 at Miami, Nov. 12, 1972
48 at Phila., Nov. 4, 1990

Game (Cont.)—

48 at N.Y. Jets, Oct. 27, 1968
vs. Oakland, Oct. 22, 1967
45 at N.Y. Jets, Sept. 26, 1993

FEWEST POINTS ALLOWED

Season (Points)—

157 1982 (9 games)
217 1977
236 1976
237 2006
238 2003

Season (Average)—

14.8 2006
14.9 2003
15.5 1977
16.3 2004
16.9 1976

Game—

0 24 times, Most recent:
vs. Tenn., Oct. 18, 2009 (59-0)

RUSHING ALLOWED

MOST RUSHES AGAINST

Season—

644 1981
565 1990
560 1973
555 1975

Game—

58 vs. N.Y. Jets, Oct. 14, 1973
54 vs. Clev., Oct. 4, 1987
vs. St. Louis, Dec. 2, 1984
vs. Wash., Sept. 23, 1984

FEWEST RUSHES AGAINST

Season—

310 1963
314 1982 (9 games)
350 1961
356 1964

Game—

10 at N.Y. Jets, Dec. 26, 2005
at Oakland, Dec. 9, 1961
12 at Buffalo, Dec. 11, 2005

MOST RUSHING YARDS ALLOWED

Season—

2,950 1981
2,850 1973
2,717 1972
2,676 1990

Game—

360 vs. Buffalo, Sept. 16, 1973
349 vs. Buffalo, Dec. 14, 1975

FEWEST RUSHING YARDS ALLOWED

Season—

1,041 1961
1,107 1963
1,135 1966
1,143 1964

Game—

2 at S.D., Dec. 17, 1961
14 at Buffalo, Dec. 11, 2005
19 vs. Houston, Nov. 1, 1963

MOST RUSHING TOUCHDOWNS ALLOWED

Season—

29 1990
27 1972
22 1979, 1968
21 1960

Game—

6 at N.Y. Jets, Oct. 27, 1968
5 at G.B. (Mil.), Oct. 9, 1988

FEWEST RUSHING TOUCHDOWNS ALLOWED

Season—

5 1991
6 2009, 1999
7 2007, 2003, 2001, 1966
8 2008, 1998, 1977

PASSING ALLOWED

MOST ATTEMPTS AGAINST

Season—

618 2003
616 1997
611 2010
596 1996
570 1998

Game—

63 vs. Minn., Oct. 20, 1991
61 vs. Minn., Dec. 16, 1979
60 vs. Miami, Nov. 23, 1997
59 vs. N.Y. Giants, Oct. 12, 2003

FEWEST ATTEMPTS AGAINST

Season—

240 1973
267 1982 (9 games)
325 1972
334 1970

Game—

7 at Buffalo, Dec. 9, 1973
vs. N.Y. Jets, Oct. 14, 1973
9 vs. N.Y. Jets, Oct. 15, 1972

MOST COMPLETIONS ALLOWED

Season—

388 2010
368 1997
342 1995
336 1998
335 1991

Game—

38 vs. Miami, Nov. 23, 1997
36 at Indy, Oct. 20, 1996
35 vs. N.Y. Giants, Oct. 12, 2003
vs. Minn., Dec. 16, 1979
vs. Minn., Oct. 20, 1991

FEWEST COMPLETIONS ALLOWED

Season—

134 1973
142 1982 (9 games)
170 1971
174 1972

Game—

1 vs. N.Y. Jets, Oct. 14, 1973
2 vs. Tennessee, Oct. 18, 2009
at Buffalo, Dec. 9, 1973

MOST NET PASSING YARDS ALLOWED

Season—

4,136 2010
3,886 1995
3,852 1991
3,803 1996
3,772 1997



PATRIOTS TEAM RECORDS

PASSING ALLOWED (Cont.)

MOST NET PASSING YARDS ALLOWED (Cont.)

Game—
467 vs. Minn., Dec. 16, 1979
456 at Miami, Sept. 4, 1994

FEWEST NET PASSING YARDS ALLOWED

Season—
1,338 1973
1,519 1982 (9 games)
2,033 1977
2,154 1971

Game—
-7 vs. Tennessee, Oct. 18, 2009
0 vs. N.Y. Jets, Oct. 14, 1973
8 vs. N.Y. Jets, Oct. 10, 1971

MOST TD PASSES ALLOWED

Season—
29 1995
28 1980, 1967
27 **2008**, 1989, 1961

Game—
5 at New Orleans, Nov. 30, 2009
vs. Oakland, Oct. 22, 1967
vs. K.C., Sept. 25, 1966

FEWEST TD PASSES ALLOWED

Season—
9 1982 (9 games)
10 2006
11 2003, 1973
13 1988, 1979
14 1997, 1985

MOST SACKS RECORDED (Sacks by Patriots defense)

Season—
58 1977 (471 yards)
57 1979 (512 yards)
56 1963 (626 yards)
55 1984 (452 yards)
Game—
10 at Oak. Sept. 22, 1963 (100 yds)
9 Five times, most recently
at Atlanta, Nov. 4, 2001 (47)

FEWEST SACKS RECORDED

Season—
15 1972 (101 yards)
20 1982 (9 games-134 yds),
1981 (175 yards)
1992 (114 yards)

FIRST DOWNS ALLOWED

MOST TOTAL ALLOWED

Season—
384 2010
328 1981
326 2000, 1983
322 1997
315 2002

Game—
33 vs. Miami, Nov. 23, 1997
vs. Miami, Oct. 21, 1984
30 at Pitt., Sept. 25, 1983
vs. N.Y. Jets, Sept. 19, 1982
vs. Minn., Dec. 16, 1979

FEWEST TOTAL ALLOWED

Season—
185 1982 (9 games)
215 1977, 1973
219 1967
220 1962
Game—
2 vs. Seattle, Dec. 4, 1988
5 at Chicago, Oct. 14, 1979
vs. Ind., Nov. 11, 1990

MOST RUSHING

Season—
160 1981
151 1990
144 1972
142 1969, 1973

Game—
20 vs. N.Y. Jets, Sept. 19, 1982
19 vs. Buffalo, Dec. 14, 1975
vs. N.Y. Jets, Oct. 15, 1972

FEWEST RUSHING

Season—
59 1963
61 1967
63 1964
67 2006
Game—
0 6 times, Most recent:
vs. Ind., Nov. 11, 1990

MOST PASSING

Season—
226 2010
208 1998
199 1991
193 2009
184 2000

183 1997

Game—
22 at Pittsburgh, Nov. 14, 2010
vs. Indianapolis, Nov. 21, 2010
21 vs. Cincinnati, Sept. 12, 2010
at Denver, Oct. 11, 2009
at Miami, Dec. 6, 2009
vs. Miami, Nov. 23, 1997
20 at S.F., Oct. 22, 1989
19 vs. Cincinnati, Dec. 12, 2004
vs. St. Louis, Nov. 18, 2001

FEWEST PASSING

Season—
67 1973
88 1982 (9 games)
105 1970
111 1971, 1977
Game—
1 vs. Tennessee, Oct. 18, 2009
vs. N.Y. Jets, Oct. 14, 1973
2 Accomplished 9 times,
Most recent: vs. Seattle,
Dec. 4, 1988

INTERCEPTIONS BY PATRIOTS

MOST INTERCEPTIONS

Season—
31 1964
29 2003, 1963
25 1962, 1960, **2010**
24 1998, 1980, 1974

Game—
7 at N.Y. Jets, Nov. 21, 1976
6 vs. N.Y. Jets, Sept. 27, 1964
vs. Houston, Nov. 1, 1963

FEWEST INTERCEPTIONS

Season—
8 1970
10 2005, 2000, 1972
12 1991, 1982
13 1993, 1975, 1973

MOST INT RETURN YARDS

Season—
645 1963
505 1976
427 1985, 1964
422 2001

Game—
204 vs. Houston, Nov. 1, 1963
160 vs. Miami, Nov. 23, 1997
145 at N.Y. Jets, Nov. 21, 1976

FEWEST INT RETURN YARDS

Season—
85 2005
99 1991
104 2008
105 1973

MOST INT RETURN TOUCHDOWNS

Season—
5 2003, 2001
4 1997, **2010**
3 2009, 2007, 2002, 1998,
1992, 1976, 1963, 1962

Game—
2 7 times, most recently
at Carolina, Jan. 6, 2002

FEWEST INT RETURN TOUCHDOWNS

Season—
0 17 times, most recently 2008

THE PATS PLAY HERE!

BOSTON'S NEW HOME FOR SPORTS

98.5

THE SPORTS HUB

**9 HOURS OF PATRIOTS
COVERAGE ON GAME DAYS**

**PRE-GAME 3 HOURS BEFORE
KICKOFF LIVE FROM CBS SCENE**

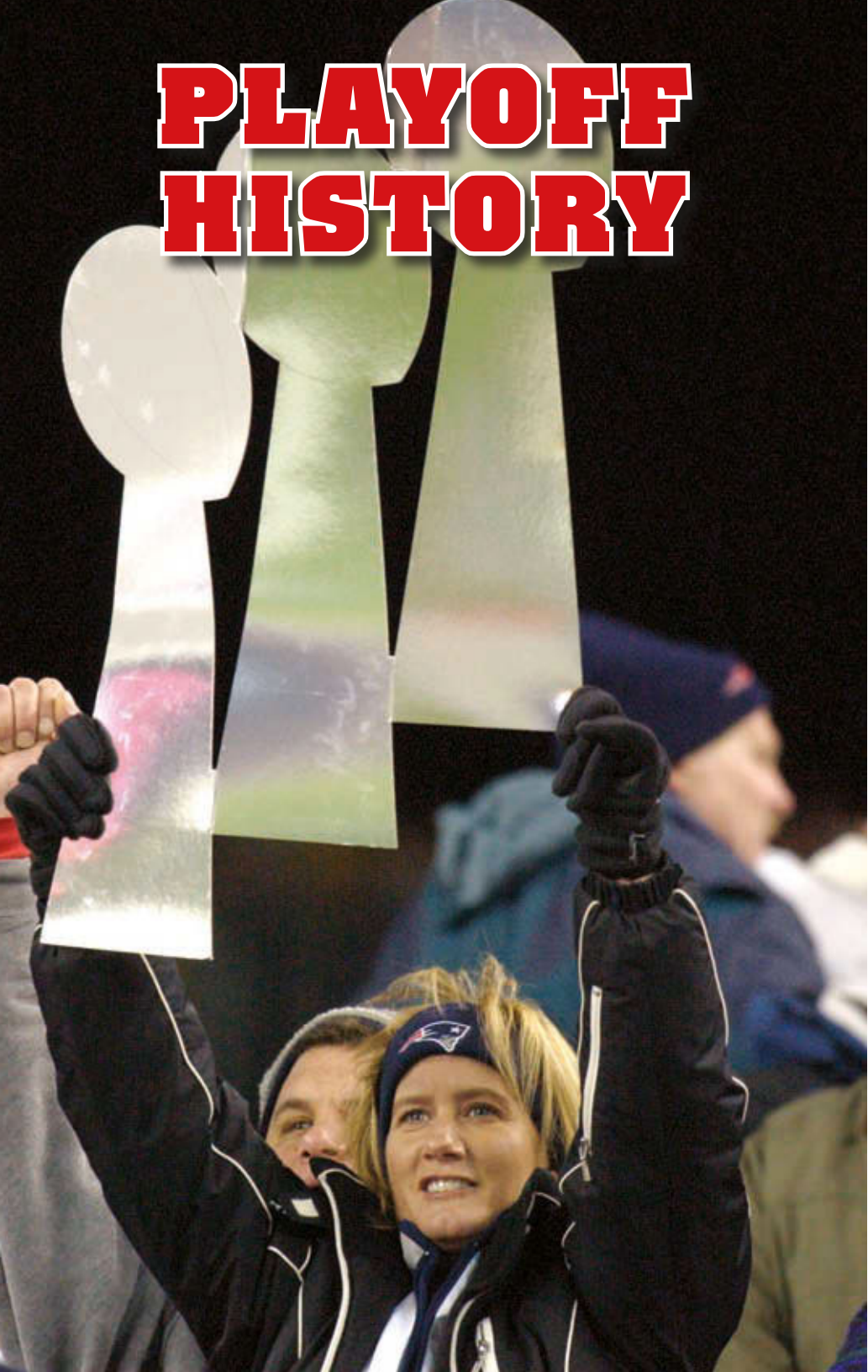
**POST-GAME REACTION FOR
3 HOURS AFTER EVERY GAME
LIVE FROM CBS SCENE**

**COACH BELICHICK & TOM BRADY
PRESS CONFERENCES LIVE
WEDNESDAYS AT 10:45AM**



**THE SAFETY INSURANCE
PATRIOTS RADIO NETWORK
985THESPORTSHUB.COM**

PLAYOFF HISTORY



PATRIOTS PLAYOFF RESULTS

ALL-TIME PLAYOFF RESULTS

The Patriots have played in 35 playoff games during their 50-year history, compiling an overall playoff record of 21-14. The Patriots won an NFL-record 10 consecutive playoff games from the 2001 season to the 2005 season. Since Robert Kraft purchased the Patriots in 1994, the team is 17-8 in the playoffs, and its 17 playoff victories are the most in the NFL over that span.

ALL-TIME PLAYOFF RESULTS (21-14)

Date	Round	Opponent	W/L	Score
12/28/63	AFL Divisional	at Buffalo	W	26-8
01/05/64	AFL Championship	at San Diego	L	10-51
12/18/76	AFC Divisional	at Oakland	L	21-24
12/31/78	AFC Divisional	Houston	L	14-31
01/08/83	First Round Playoff	at Miami	L	31-28
12/28/85	AFC Wild Card	at N.Y. Jets	W	26-14
01/05/86	AFC Divisional	at L.A. Raiders	W	27-20
01/12/86	AFC Championship	at Miami	W	31-14
01/26/86	Super Bowl XX	* Chicago	L	10-46
01/04/87	AFC Divisional	at Denver	L	17-22
01/01/95	AFC Wild Card	at Cleveland	L	13-20
01/05/97	AFC Divisional	Pittsburgh	W	28-3
01/12/97	AFC Championship	Jacksonville	W	20-6
01/26/97	Super Bowl XXXI	* Green Bay	L	21-35
12/28/97	AFC Wild Card	Miami	W	17-3
01/03/98	AFC Divisional	at Pittsburgh	L	6-7
01/03/99	AFC Wild Card	at Jacksonville	L	10-25
01/19/02	AFC Divisional	Oakland	W	16-13
01/27/02	AFC Championship	at Pittsburgh	W	24-17
02/03/02	Super Bowl XXXVI	* St. Louis	W	20-17
01/10/04	AFC Divisional	Tennessee	W	17-14
01/18/04	AFC Championship	Indianapolis	W	24-14
02/01/04	Super Bowl XXXVIII	* Carolina	W	32-29
01/16/05	AFC Divisional	Indianapolis	W	20-3
01/23/05	AFC Championship	at Pittsburgh	W	41-27
02/06/05	Super Bowl XXXIX	* Philadelphia	W	24-21
01/07/06	AFC Wild Card	Jacksonville	W	28-3
01/14/06	AFC Divisional	at Denver	L	13-27
01/07/07	AFC Wild Card	N.Y. Jets	W	37-16
01/14/07	AFC Divisional	at San Diego	W	24-21
01/21/07	AFC Championship	at Indianapolis	L	34-38
01/12/08	AFC Divisional	Jacksonville	W	31-20
01/20/08	AFC Championship	San Diego	W	21-12
02/03/08	Super Bowl XLII	N.Y. Giants	L	14-17
01/10/10	AFC Wild Card	Baltimore	L	14-33

*Neutral site Super Bowls

PATRIOTS PLAYOFF SEASONS (18)

Year	How Qualified	Record
1963	Div. Champions	1-1
1976	Wild Card	0-1
1978	Div. Champions	0-1
1982*	16-Team Format	0-1
1985	Wild Card	3-1
1986	Div. Champions	0-1
1994	Wild Card	0-1
1996	Div. Champions	2-1
1997	Div. Champions	1-1
1998	Wild Card	0-1
2001	Div. Champions	3-0
2003	Div. Champions	3-0
2004	Div. Champions	3-0
2005	Div. Champions	1-1
2006	Div. Champions	2-1
2007	Div. Champions	2-1
2009	Div. Champions	0-1
2010	Div. Champions	0-0

NFL PLAYOFF RECORDS

(Minimum 20 Postseason Games)

Team	W	L	Pct.
Pittsburgh Steelers	31	19	.620
Green Bay Packers	25	16	.610
New England Patriots	21	14	.600
San Francisco 49ers	25	17	.595
Oakland/LA Raiders	25	18	.581
Washington Redskins	23	17	.575
Dallas Cowboys	33	25	.569
Denver Broncos	17	15	.531

MOST PLAYOFF WINS IN A DECADE

Team	Decade	Wins
New England Patriots	2000s	14
Dallas Cowboys	1970s	14
Pittsburgh Steelers	1970s	14
San Francisco 49ers	1980s	13
Dallas Cowboys	1990s	12
Washington Redskins	1980s	11
Buffalo Bills	1990s	10

The Patriots are 11-2 at home in the playoffs in their history. Twelve of the franchise's 13 home playoff games have happened since Robert Kraft bought the team in 1994.

NFL'S LONGEST HOME PLAYOFF WINNING STREAKS

Team	Win Streak	Seasons
Green Bay Packers.....	13	1939-2001
New England Patriots.....	11	1996-2008
Buffalo Bills.....	9	1988-1995
Washington Redskins.....	8	1942-1983

ALL-TIME BEST HOME WINNING PERCENTAGE

(Minimum three games)

Team	W	L	Pct.
Washington Redskins.....	13	2	.867
New England Patriots.....	11	2	.846
Detroit Lions.....	5	1	.833
Green Bay Packers.....	14	3	.824

PATRIOTS SUPER BOWL RINGS



Super Bowl XXXVI



Super Bowl XXXVIII



Super Bowl XXXIX

INDIVIDUAL PLAYOFF RECORDS

bold = player on the 2010 roster; underline = record set in 2009

PLAYOFF SERVICE

GAMES PLAYED

Career—

- 22 Tedy Bruschi (1996,97,98,2001,03,04,05,06,07)
- 20 Troy Brown (1994,96,97,98,2001,03,04,05,06)
- 18 Willie McGinest (1994,96,97,98,2001,03,04,05)
- 18 Tom Brady (2001, 03, 04, 05, 06, 07, 09)**
- 18 Kevin Faulk (2001, 03, 04, 05, 06, 07, 09)**
- 17 Larry Izzo (2001, 03, 04, 05, 06, 07)
- 17 Adam Vinatieri (1996,97,98,2001,03,04,05)
- 17 Mike Vrabel (2001, 03, 04, 05, 06, 07)

PLAYOFF SCORING

POINTS

Career—

- 117 Adam Vinatieri (26 FGs, 39 PAT kicks)
- 47 Stephen Gostkowski (9 FGs, 20 PAT kicks)**
- 42 David Givens (7 receiving touchdowns)
- 39 Tony Franklin (9 FGs, 12 PAT kicks)
- 30 Curtis Martin (5 rushing touchdowns)

Game—

- 18 Curtis Martin vs. Pitt., Jan. 5, 1997 (3 rush TD)
- 16 Adam Vinatieri vs. Indianapolis, Jan. 18, 2004 (5 FG, 1 PAT)
- 14 Gino Cappelletti at Buffalo, Dec. 28, 1963 (4 FG, 2 PAT)
- 14 Tony Franklin at N.Y. Jets, Dec. 28, 1985 (4 FG, 2 PAT)
- 13 Stephen Gostkowski vs. N.Y. Jets, Jan. 7, 2007 (3 FG, 4 PAT)**

TOUCHDOWNS

Career—

- 7 David Givens (8 games) (7 rec. TD)
- 5 Curtis Martin (3 games) (5 rush TD)
- 4 Corey Dillon (8 games) (4 rush TD)

Game—

- 3 Curtis Martin vs. Pitt., Jan. 5, 1997 (3 rush TD)
- 2 Deion Branch at Pitt., Jan. 23, 2005 (1 rec., 1 rush TD)
- 2 Larry Garron at Buffalo, Dec. 28, 1963 (2 rec. TD)
- 2 Stanley Morgan at Denver, Jan. 4, 1987 (2 rec. TD)
- 2 Benjamin Watson vs. Jacksonville, Jan. 12, 2008 (2 rec. TD)
- 2 Julian Edelman vs. Baltimore, Jan. 10, 2010 (2 rec. TD)**

RUSHING ATTEMPTS

Career—

- 120 Corey Dillon (8 games)
- 117 Antowain Smith (6 games)
- 93 Laurence Maroney (7 games)
- 88 Kevin Faulk (18 games)**
- 82 Craig James (5 games)
- 49 Curtis Martin (3 games)
- 47 Tony Collins (6 games)

Game—

- 26 Antowain Smith vs. Carolina, Feb. 1, 2004
- 25 Laurence Maroney vs. San Diego, Jan. 21, 2008
- 24 Corey Dillon at Pittsburgh, Jan. 23, 2005
- 23 Corey Dillon vs. Indianapolis, Jan. 16, 2005
- 23 Craig James at L.A. Raiders, Jan. 5, 1986
- 22 Antowain Smith vs. Indianapolis, Jan. 18, 2004
- Derrick Cullors vs. Miami, Dec. 27, 1997
- Craig James at Miami, Jan. 12, 1986
- Craig James at N.Y. Jets, Dec. 28, 1985
- Laurence Maroney vs. Jacksonville, Jan. 12, 2008

RUSHING YARDS

Career—

- 508 Corey Dillon (8 games)
- 456 Antowain Smith (6 games)
- 425 Kevin Faulk (18 games)**
- 369 Laurence Maroney (7 games)
- 290 Craig James (5 games)
- 267 Curtis Martin (3 games)

PLAYOFF FIELD GOALS

FIELD GOALS MADE

Career—

- 26 Adam Vinatieri (17 games)
- 9 Tony Franklin (5 games)
- 9 Stephen Gostkowski (7 games)**
- 5 Gino Cappelletti (2 games)

Game—

- 5 Adam Vinatieri vs. Ind., Jan. 18, 2004 (31,25,27,21,34)
- 4 Tony Franklin at N.Y. Jets, Dec. 28, 1985 (33, 41, 20, 26)
- Gino Cappelletti at Buffalo, Dec. 28, 1963 (28, 12, 33, 36)
- 3 **Stephen Gostkowski at San Diego, Jan. 14, 2007 (50,34,31)**
- Stephen Gostkowski vs. N.Y. Jets, Jan. 7, 2007 (20,40,28)**
- Adam Vinatieri vs. Oakland, Jan. 19, 2002 (23,45,23)

FIELD GOALS ATTEMPTED

Career—

- 34 Adam Vinatieri (17 games)
- 11 Tony Franklin (5 games)
- 11 Stephen Gostkowski (7 games)**
- 6 Gino Cappelletti (2 games)

Game—

- 5 Adam Vinatieri vs. Indianapolis, Jan. 18, 2004 (31, 25, 27, 21, 34)
- Tony Franklin at N.Y. Jets, Dec. 28, 1985 (33,41,20,41w,26)
- Gino Cappelletti, at Buffalo, Dec. 28, 1963 (28,12,33,36,45s)

LONGEST FIELD GOALS

- 50 Stephen Gostkowski at San Diego, Jan. 14, 2007**
- 48 Adam Vinatieri at Pittsburgh, Jan. 23, 2005
- Adam Vinatieri vs. St. Louis, Feb. 3, 2002
- 46 Adam Vinatieri vs. Tennessee, Jan. 10, 2004
- Adam Vinatieri at Pittsburgh, Jan. 3, 1998

PLAYOFF RUSHING

RUSHING YARDS (Cont.)

Game—

- 166 Curtis Martin vs. Pittsburgh, Jan. 5, 1997
- 144 Corey Dillon vs. Indianapolis, Jan. 16, 2005
- 122 Laurence Maroney vs. Jacksonville, Jan. 12, 2008
- Laurence Maroney vs. San Diego, Jan. 21, 2008
- 105 Craig James, at Miami, Jan. 12, 1986
- 104 Craig James, at L.A. Raiders, Jan. 5, 1986

LONGEST RUSHES

- 78t Curtis Martin vs. Pittsburgh, Jan. 5, 1997
- 45 Robert Weathers at Miami, Jan. 12, 1986
- 42 Corey Dillon vs. Indianapolis, Jan. 16, 2005
- 35 Corey Dillon at Indianapolis, Jan. 21, 2007
- 35 Antowain Smith vs. Indianapolis, Jan. 18, 2004

RUSHING TOUCHDOWNS

Career—

- 5 Curtis Martin (3 games)
- 4 Corey Dillon (8 games)
- 3 Laurence Maroney (7 games)
- 2 Tom Brady (18 games)**
- Antowain Smith (6 games)

LONGEST RUSHING TOUCHDOWNS

- 78 Curtis Martin vs. Pittsburgh, Jan. 5, 1997
- 25 Corey Dillon at Pittsburgh, Jan. 23, 2005
- 23 Curtis Martin vs. Pittsburgh, Jan. 5, 1997
- 23 Deion Branch at Pittsburgh, Jan. 23, 2005

INDIVIDUAL PLAYOFF RECORDS

PLAYOFF PASSING

PASSING YARDS

Career—

- 4,108 **Tom Brady (18 games)**
- 1,335 Drew Bledsoe (7 games)
- 571 Steve Grogan (4 games)
- 561 Tony Eason (5 games)
- 489 Vito "Babe" Parilli (2 games)

Game—

- 354 **Tom Brady vs. Carolina, Feb. 1, 2004**
- 341 **Tom Brady at Denver, Jan. 14, 2006**
- 312 **Tom Brady vs. Oakland, Jan. 19, 2002**
- 300 Vito "Babe" Parilli at Buffalo Dec. 28, 1963
- 280 **Tom Brady at San Diego, Jan. 14, 2007**

PASSING ATTEMPTS

Career—

- 637 **Tom Brady (18 games)**
- 252 Drew Bledsoe (7 games)
- 95 Steve Grogan (4 games)
- 72 Tony Eason (5 games)
- 64 Vito "Babe" Parilli (2 games)

Game—

- 52 **Tom Brady vs. Oakland, Jan. 19, 2002**
- 51 **Tom Brady at San Diego, Jan. 14, 2007**
- 50 Drew Bledsoe at Cleveland, Jan. 1, 1995
- 48 **Tom Brady vs. N.Y. Giants, Feb. 3, 2008**
- Tom Brady vs. Carolina, Feb. 1, 2004**
- Drew Bledsoe vs. Green Bay, Jan. 26, 1997

PASS COMPLETIONS

Career—

- 395 **Tom Brady (18 games)**
- 129 Drew Bledsoe (7 games)
- 48 Steve Grogan (4 games)
- 42 Tony Eason (5 games)
- 28 Vito "Babe" Parilli (2 games)

Game—

- 32 **Tom Brady vs. Carolina, Feb. 1, 2004**
- Tom Brady vs. Oakland, Jan. 19, 2002**
- 29 **Tom Brady vs. N.Y. Giants, Feb. 3, 2008**
- 27 **Tom Brady at San Diego, Jan. 14, 2007**
- 26 **Tom Brady vs. Jacksonville, Jan. 12, 2008**

COMPLETION PERCENTAGE

Career—

- 62.0 **Tom Brady (18 games) (637-395)**
- 58.3 Tony Eason (5 games) (72-42)
- 54.5 Tom Owen (1 game) (22-12)
- 51.2 Drew Bledsoe (7 games) (252-129)
- 50.5 Steve Grogan (4 games) (95-48)

COMPLETION PERCENTAGE (Cont.)

Game (Minimum 10 att.)—

- 92.9 **Tom Brady vs. Jacksonville, Jan. 12, 2008 (28-26)**
- 83.0 Tony Eason at Miami, Jan. 12, 1986 (12-10)
- 75.0 Tony Eason at N.Y. Jets, Dec. 28, 1986 (16-12)
- 69.7 **Tom Brady vs. Philadelphia, Feb. 6, 2005 (33-23)**
- 66.7 **Tom Brady vs. San Diego, Jan. 20, 2005 (22-14)**
- Tom Brady at Pittsburgh, Jan. 23, 2005 (27-18)**
- Tom Brady vs. Indianapolis, Jan. 16, 2005 (27-18)**
- Tom Brady vs. Carolina, Feb. 1, 2004 (48-32)**

PASSING TOUCHDOWNS

Career—

- 28 **Tom Brady (18 games)**
- 7 Tony Eason (5 games)
- 6 Drew Bledsoe (7 games)
- 3 Steve Grogan (4 games)
- 2 Vito "Babe" Parilli (2 games)

Game—

- 3 **Tom Brady vs. Jacksonville, Jan. 12, 2008**
- Tom Brady vs. Jacksonville, Jan. 7, 2006**
- Tom Brady vs. Carolina, Feb. 1, 2004**
- Tony Eason at Miami, Jan. 12, 1986
- 2 Eight times, most recent
- Tom Brady vs. Baltimore, Jan. 10, 2010**

INTERCEPTIONS

Career—

- 15 **Tom Brady (18 games)**
- 12 Drew Bledsoe (7 games)
- 7 Steve Grogan (4 games)
- 2 Vito "Babe" Parilli (2 games)

Game—

- 4 Drew Bledsoe vs. Green Bay, Jan. 26, 1997
- 3 Drew Bledsoe at Cleveland, Jan. 1, 1995
- Tom Brady vs. Baltimore, Jan. 10, 2010**
- Tom Brady vs. San Diego, Jan. 20, 2008**
- Tom Brady at San Diego, Jan. 14, 2007**

PASSER RATING

Career (Minimum 25 att.)—

- 115.6 Tony Eason (5 games)
- 85.5 **Tom Brady (18 games)**
- 67.7 Vito "Babe" Parilli (2 games)
- 54.9 Drew Bledsoe (7 games)
- 50.4 Scott Zolak (2 games)

Game (Minimum 10 att.)—

- 141.4 **Tom Brady vs. Jacksonville, Jan. 12, 2008**
- 132.0 Tony Eason at N.Y. Jets, Dec. 28, 1985
- 130.9 Tony Eason at Miami, Jan. 12, 1986
- 130.5 **Tom Brady at Pittsburgh, Jan. 23, 2005**
- 116.4 **Tom Brady vs. Jacksonville, Jan. 7, 2006**
- 110.2 **Tom Brady vs. Philadelphia, Feb. 6, 2005**

PLAYOFF RECEIVING

RECEPTIONS

Career—

- 58 Troy Brown (20 games)
- 51 **Kevin Faulk (18 games)**
- 41 Deion Branch (8 games)
- 35 David Givens (8 games)
- 27 **Wes Welker (3 games)**

Game—

- 11 **Wes Welker vs. N.Y. Giants, Feb. 3, 2008**
- Deion Branch vs. Philadelphia, Feb. 6, 2004
- 10 Jabar Gaffney at San Diego, Jan. 14, 2007
- Deion Branch vs. Carolina, Feb. 1, 2004
- Jermaine Wiggins vs. Oakland, Jan. 19, 2002

RECEIVING YARDS

Career—

- 694 Troy Brown (20 games)
- 629 Deion Branch (8 games)
- 412 **Kevin Faulk (18 games)**
- 324 David Givens (8 games)
- 317 Terry Glenn (5 games)

Game—

- 153 Deion Branch at Denver, Jan. 14, 2006 (8 rec)
- 143 Deion Branch vs. Carolina, Feb. 1, 2004 (10)
- 133 Deion Branch vs. Philadelphia, Feb. 6, 2005 (11)
- 121 Troy Brown at Pittsburgh, Jan. 27, 2002 (8)
- 120 Larry Garron at Buffalo, Dec. 28, 1963 (4)

INDIVIDUAL PLAYOFF RECORDS

PLAYOFF RECEIVING (Cont.)

TOUCHDOWN RECEPTIONS

Career—	
7	David Givens (8 games)
3	Benjamin Watson (9 games)
	Jabar Gaffney (6 games)
	Stanley Morgan (7 games)
2	Deion Branch (8 games)
	Troy Brown (20 games)
	Keith Byars (5 games)
	Russ Francis (2 games)
	Larry Garron (2 games)
	David Patten (6 games)
	Mike Vrabel (17 games)
	Wes Welker (3 games)
	Julian Edelman (1 game)

TOUCHDOWN RECEPTIONS (Cont.)

Game—	
2	Julian Edelman vs. Baltimore, Jan. 10, 2010
	Benjamin Watson vs. Jacksonville, Jan. 12, 2008
	Larry Garron at Buffalo, Dec. 28, 1963
	Stanley Morgan at Denver, Jan. 4, 1987

LONGEST RECEPTIONS

73	Deion Branch from Tom Brady, at Denver, 1/14/06
63t	Benjamin Watson from Tom Brady, vs. Jac., 1/7/06
60t	Deion Branch from Tom Brady, at Pittsburgh, 1/23/05
59t	Larry Garron from Babe Parilli, at Buffalo, 12/28/63

PLAYOFF SCRIMMAGE YARDS

SCRIMMAGE YARDS (RUSHING AND RECEIVING)

Career—	
837	Kevin Faulk (18 games) (425 rush, 412 rec.)
675	Troy Brown (20 games) (-19 rush, 694 rec.)
670	Deion Branch (8 games) (41 rush, 629 rec.)
582	Corey Dillon (8 games) (508 rush, 74 rec.)
469	Antowain Smith (6 games) (456 rush, 13 rec.)

SCRIMMAGE YARDS (Cont.)

Game—	
175	Curtis Martin vs. Pitt., Jan. 5, 1997 (166 rush, 9 rec.)
164	Larry Garron at Buff., Dec. 28, 1963 (44 rush, 120 rec.)
161	Corey Dillon vs. Ind., Jan. 16, 2005 (144 rush, 17 rec.)
162	Laurence Maroney vs. Jac., Jan. 12, 2008 (122 rush, 40 rec.)
153	Deion Branch vs. Den., Jan. 14, 2006 (0 rush, 153 rec.)
	Deion Branch at Pitt., Jan. 23, 2005 (37 rush, 116 rec.)

PLAYOFF INTERCEPTIONS

INTERCEPTIONS

Career—	
7	Rodney Harrison (9 games)
5	Asante Samuel (14 games)
4	Ty Law (12 games)
3	Fred Marion (6 games)
Game—	
3	Ty Law vs. Indianapolis, Jan. 18, 2004
2	Eugene Wilson at Pittsburgh, Jan. 23, 2005
2	Ronnie Lippett at L.A. Raiders, Jan. 5, 1986
2	Ross O'Hanley at Buffalo, Dec. 28, 1963
2	Bob Dee at Buffalo, Dec. 28, 1963

INTERCEPTION RETURN YARDAGE

Career—	
158	Asante Samuel (14 games)
118	Rodney Harrison (8 games)
73	Ty Law (12 games)
71	Fred Marion (6 games)
40	Todd Collins (5 games)

INTERCEPTION RETURN YARDAGE (Cont.)

Game—	
87	Rodney Harrison at Pittsburgh, Jan. 23, 2005 (1 int.)
73	Asante Samuel vs. Jacksonville, Jan. 7, 2006 (1)
47	Ty Law vs. St. Louis, Feb. 3, 2002 (1)
40	Todd Collins vs. Miami, Dec. 28, 1997 (1)
39	Asante Samuel at Indianapolis, Jan. 21, 2007 (1)

LONGEST INTERCEPTION RETURN

87	Rodney Harrison, at Pittsburgh, Jan. 23, 2005 (TD)
73	Asante Samuel, vs. Jacksonville, Jan. 7, 2006 (TD)
47	Ty Law, vs. St. Louis, Feb. 3, 2002 (TD)
39	Asante Samuel at Indianapolis, Jan. 21, 2007 (TD)
36	Asante Samuel vs. N.Y. Jets, Jan. 7, 2007 (TD)

INTERCEPTION RETURNS FOR TOUCHDOWNS

3	Asante Samuel (14 games)
1	Rodney Harrison (9 games)
1	Ty Law (12 games)
1	Todd Collins (5 games)

PLAYOFF SACKS

SACKS

Career—	
16.0	Willie McGinest (18 games)
7.0	Mike Vrabel (17 games)
5.0	Jarvis Green (15 games)
4.5	Tedy Bruschi (22 games)
4.5	Richard Seymour (15 games)

Game—	
4.5	Willie McGinest vs. Jacksonville, Jan. 7, 2006
3.0	Jarvis Green vs. Indianapolis, Jan. 18, 2004
3.0	Willie McGinest vs. Tennessee, Jan. 10, 2004
2.0	Six times, most recent
	Adalious Thomas vs. N.Y. Giants, Feb. 3, 2008

INDIVIDUAL PLAYOFF RECORDS

PLAYOFF PUNTS

PUNTS

Career—

- 43 Tom Tupa (6 games)
- 36 Rich Camarillo (6 games)
- 34 Ken Walter (6 games)
- 23 Josh Miller (5 games)
- 14 Todd Sauerbrun (3 games)
- 14 Chris Hanson (4 games)

Game—

- 9 Rich Camarillo at Denver, Jan. 4, 1987 (50.2 avg.)
- 8 Ken Walter vs. St. Louis, Feb. 3, 2002 (43.1)
- Ken Walter vs. Oakland, Jan. 19, 2002 (35.0)
- Tom Tupa, at Jacksonville, Jan. 3, 1999 (47.3)
- Tom Tupa, vs. Green Bay, Jan. 26, 1997 (45.1)

PUNT AVERAGE

- 51.4 Todd Sauerbrun at Indianapolis, Jan. 14, 2007 (5 kicks)
- 50.2 Rich Camarillo at Denver, Jan. 4, 1987 (9)
- 48.7 Josh Miller at Denver, Jan. 14, 2006 (3)
- 47.3 Tom Tupa at Jacksonville, Jan. 3, 1999 (8)
- 46.9 Tom Yewcic at San Diego, Jan. 5, 1964 (7)
- 45.1 Josh Miller vs. Philadelphia, Feb. 6, 2005 (7)
- Tom Tupa vs. Green Bay, Jan. 26, 1997 (8)
- 45.0 Rich Camarillo, at L.A. Raiders, Jan. 5, 1986 (5)

LONGEST PUNTS

- 68 Tom Yewcic at San Diego, Jan. 5, 1964
- 62 Rich Camarillo vs. Chicago, Jan. 26, 1986
- 60 Rich Camarillo at Denver, Jan. 4, 1987
- 59 Todd Sauerbrun at Indianapolis, Jan. 21, 2007

PLAYOFF PUNT RETURNS

PUNT RETURNS

Career—

- 33 Troy Brown (20 games)
- 18 David Meggett (5 games)
- 8 Irving Fryar (4 games)
- 7 Tim Dwight (2 games)
- 2 Art Graham (2 games)
- Roland James (5 games)
- Wes Welker (3 games)**

Game—

- 7 David Meggett vs. Pittsburgh, Jan. 5, 1997
- 5 Troy Brown vs. Oakland, Jan. 19, 2002
- 4 Tim Dwight vs. Jacksonville, Jan. 7, 2006
- Troy Brown vs. Carolina, Feb. 1, 2004
- Troy Brown, at Jacksonville, Jan. 3, 1999
- David Meggett vs. Green Bay, Jan. 26, 1997
- Irving Fryar, at N.Y. Jets, Dec. 28, 1985

PUNT RETURN YARDS

Career—

- 315 Troy Brown (20 games)
- 165 David Meggett (5 games)
- 68 Tim Dwight (2 games)
- 47 Irving Fryar (4 games)
- 28 Julian Edelman (1 game)**

Game—

- 80 Troy Brown at Pittsburgh, Jan. 27, 2002
- 72 David Meggett, vs. Pittsburgh, Jan. 5, 1997
- 49 Troy Brown vs. Oakland, Jan. 19, 2002
- 40 Troy Brown vs. Carolina, Feb. 1, 2004
- 39 Troy Brown at Indianapolis, Jan. 21, 2007

LONGEST PUNT RETURN

- 55t Troy Brown at Pittsburgh, Jan. 27, 2002
- 28 Julian Edelman vs. Baltimore, Jan. 10, 2010**
- Troy Brown vs. Carolina, Feb. 1, 2004
- Art Graham, at Buffalo, Dec. 28, 1963
- 27 Tim Dwight vs. Jacksonville, Jan. 7, 2006
- Troy Brown vs. Oakland, Jan. 19, 2002

PLAYOFF KICKOFF RETURNS

KICKOFF RETURNS

Career—

- 17 Ellis Hobbs (8 games)
- 15 Patrick Pass (10 games)
- Stephen Starring (5 games)
- 12 Laurence Maroney (7 games)
- 11 Bethel Johnson (6 games)

Game—

- 7 Stephen Starring, vs. Chicago, Jan. 26, 1986
- 6 Ellis Hobbs at Indianapolis, Jan. 21, 2007
- Derrick Cullors, at Jacksonville, Jan. 3, 1999
- 5 Patrick Pass, vs. Oakland, Jan. 19, 2002
- David Meggett, vs. Green Bay, Jan. 26, 1997

KICKOFF RETURN YARDS

Career—

- 471 Ellis Hobbs (8 games)
- 336 Patrick Pass (10 games)
- 315 Stephen Starring (5 games)
- 257 Laurence Maroney (7 games)
- 228 Bethel Johnson (6 games)

Game—

- 220 Ellis Hobbs at Indianapolis, Jan. 21, 2007
- 153 Stephen Starring, vs. Chicago, Jan. 26, 1986
- 117 David Meggett, vs. Green Bay, Jan. 26, 1997
- 95 Patrick Pass vs. Oakland, Jan. 19, 2002
- 94 Laurence Maroney vs. N.Y. Giants, Feb. 3, 2008

LONGEST KICKOFF RETURN

- 80 Ellis Hobbs at Indianapolis, Jan. 21, 2007
- 47 Raymond Clayborn vs. Houston, Dec. 31, 1978
- 43 Laurence Maroney vs. N.Y. Giants, Feb. 3, 2008
- 42 Darius Butler vs. Baltimore, Jan. 10, 2010**
- 41 Ellis Hobbs at Indianapolis, Jan. 21, 2007
- 37 Stephen Starring at Miami, Jan. 12, 1986

TEAM PLAYOFF RECORDS

MOST POINTS SCORED

- 41 at Pittsburgh, Jan. 23, 2005 (W 41-27)
- 37 vs. N.Y. Jets, Jan. 7, 2007 (W 37-16)
- 34 at Ind., Jan. 21, 2007 (L 34-38)
- 32 vs. Carolina, Feb. 1, 2004 (W 32-29)
- 31 at Miami, Jan. 12, 1986 (W 31-14)
vs. Jacksonville, Jan. 12, 2008 (W 31-20)

FEWEST POINTS ALLOWED

- 3 vs. Jacksonville, Jan. 7, 2006 (W 28-3)
vs. Indianapolis, Jan. 16, 2005 (W 20-3)
- vs. Miami, Dec. 28, 1997 (W 17-3)
vs. Pittsburgh, Jan. 5, 1997 (W 28-3)
- 6 vs. Jacksonville, Jan. 12, 1997 (W 20-6)

FIRST DOWNS

Total—

- 29 vs. Carolina, Feb. 1, 2004
- 26 vs. N.Y. Jets, Jan. 7, 2007
- 25 vs. San Diego, Jan. 20, 2008
- 24 vs. Jacksonville, Jan. 12, 2008
- 23 at Oakland, Dec. 18, 1976

Rushing—

- 15 at Miami, Jan. 12, 1986
- 13 vs. San Diego, Jan. 20, 2008
- vs. N.Y. Jets, Jan. 7, 2007
- 11 vs. Jacksonville, Jan. 12, 2008
vs. Indianapolis, Jan. 16, 2005
- 10 at Oakland, Dec. 18, 1976

Passing—

- 19 vs. Carolina, Feb. 1, 2004
- 17 vs. N.Y. Giants, Feb. 3, 2008
vs. Oakland, Jan. 19, 2002
- 15 vs. Indianapolis, Jan. 18, 2004
- 14 vs. Philadelphia, Feb. 6, 2005
at Pittsburgh, Jan. 3, 1997
at Cleveland, Jan. 1, 1995

Penalty—

- 7 at Oakland, Dec. 18, 1976
- 3 at San Diego, Jan. 14, 2007
vs. Carolina, Feb. 1, 2004

3rd Down Efficiency—

- .688 vs. N.Y. Jets, Jan. 7, 2007 (11/16)
- .600 vs. Jacksonville, Jan. 12, 2008 (6/10)
- .538 vs. San Diego, Jan. 20, 2008 (7/13)
- .533 vs. Indianapolis, Jan. 16, 2005 (8/15)

TOTAL NET YARDS

Most—

- 481 vs. Carolina, Feb. 1, 2004
(127 Rush, 354 Pass, 83 Plays)
- 420 at Denver, Jan. 14, 2006
(79 R, 341 Pa, 57 Pl)
- 403 vs. Jacksonville, Jan. 12, 2008
(145 R, 258 Pa, 58 Pl)
- 375 at Buffalo, Dec. 28, 1963
(83 R, 292 Pa, 70 Pl)

NO. OF PLAYS

- 84 vs. Oak., Jan. 19, 2002 (30 Ru, 54 Pa)
- 83 vs. Carolina, Feb. 1, 2004 (35R, 48 P)
- 74 at S.D., Jan. 14, 2007 (21R, 53P)
- 73 vs. N.Y. Jets, Jan. 7, 2007 (38R, 35 P)
at Oak., Dec. 18, 1976 (49R, 24 P)

RUSHING

Attempts—

- 59 at Miami, Jan. 12, 1986
- 49 at Oakland, Dec. 18, 1976
at L.A. Raiders, Jan. 5, 1986
- 39 vs. Indianapolis, Jan. 16, 2005
at N.Y. Jets, Dec. 28, 1985

Yards Rushing—

- 255 at Miami, Jan. 12, 1986
- 210 vs. Indianapolis, Jan. 16, 2005
- 194 vs. Pittsburgh, Jan. 5, 1997
- 164 at Oakland, Dec. 18, 1976
- 158 vs. N.Y. Jets, Jan. 7, 2007

Rushing TDs—

- 3 vs. Pittsburgh, Jan. 5, 1997
- 2 at Pittsburgh, Jan. 23, 2005
- 1 Many times, Most Recent:
vs. N.Y. Giants, Feb. 3, 2008

PASSING

Attempts—

- 52 vs. Oakland Jan. 19, 2002
- 51 at San Diego, Jan. 14, 2007
at Cleveland, Jan. 1, 1995
- 48 vs. N.Y. Giants, Feb. 3, 2008
vs. Carolina, Feb. 1, 2004
vs. Green Bay, Jan. 26, 1996

Completions—

- 35 vs. Carolina, Feb. 1, 2004
- 32 vs. Oakland Jan. 19, 2002
- 29 vs. N.Y. Giants, Feb. 3, 2008
- 27 at San Diego, Jan. 14, 2007
- 26 vs. Jacksonville, Jan. 20, 2008

Net Yards Passing—

- 354 vs. Carolina, Feb. 1, 2004
- 341 at Denver, Jan. 14, 2006
- 297 vs. Oakland, Jan. 19, 2002
- 292 at Buffalo, Dec. 28, 1963
- 276 at San Diego, Jan. 14, 2007

TDs Passing—

- 3 vs. Jacksonville, Jan. 12, 2008
vs. Jacksonville, Jan. 7, 2006
vs. Carolina, Feb. 1, 2004
at Miami, Jan. 12, 1986

Interceptions (Most)—

- 4 vs. Green Bay, Jan. 26, 1997
- 3 vs. San Diego, Jan. 20, 2008
at San Diego, Jan. 14, 2007
at Cleveland, Jan. 1, 1995
vs. Houston, Dec. 31, 1978

Interceptions (Fewest)—

- 0 Many times, Most Recent:
vs. N.Y. Giants, Feb. 3, 2008

Sacks Against—

- 0 Many times, Most Recent:
at Denver, Jan. 14, 2006

PUNTING

Most Punts For—

- 9 at Denver, Jan. 4, 1987 (50.2 avg.)
- 8 Four times, Most Recent:
vs. St. Louis Feb. 3, 2002 (43.1)

PUNTING (Cont.)

Fewest Punts For—

- 1 vs. Jacksonville, Jan. 20, 2008
- 2 vs. N.Y. Jets, Jan. 7, 2007
vs. Indianapolis, Jan. 18, 2004
- 3 at Oak., Dec. 18, 1976 (44.0 avg.)

DEFENSE

Fewest Yards Allowed—

- 162 vs. Miami, Dec. 28, 1997
- 213 vs. Pittsburgh, Jan. 5, 1997
- 230 vs. Oakland, Jan. 19, 2002
- 240 at N.Y. Jets, Dec. 28, 1985

Most Yards Allowed—

- 610 at San Diego, Jan. 5, 1963
- 455 at Indianapolis, Jan. 21, 2007
- 448 vs. Miami, Jan. 8, 1983
- 441 at Denver, Jan. 4, 1987

Sacks—

- 6 vs. Jacksonville, Jan. 7, 2006 (42 yds)
- 5 vs. Green Bay, Jan. 26, 1997 (38)
at N.Y. Jets, Dec. 28, 1985 (51)
- 4 Seven times, Most Recent:
vs. Philadelphia, Feb. 6, 2005 (33)

Interceptions—

- 4 vs. Indianapolis, Jan. 18, 2004
at Buffalo, Dec. 28, 1964
- 3 vs. Philadelphia, Feb. 6, 2005
at Pittsburgh, Jan. 23, 2005
at Pittsburgh, Jan. 27, 2002
at L.A. Raiders, Jan. 5, 1986

Turnovers Forced—

- 6 at Miami, Jan. 12, 1986 (2 INT, 4 FR)
at L.A. Raiders, Jan. 5, 1986 (3 INT, 3 FR)
at Buffalo, Dec. 28, 1963 (4 INT, 2 FR)
- 5 vs. Ind., Jan. 18, 2004 (4 INT, 1 FR)
- 4 at S.D., Jan. 14, 2007 (1 INT, 3 FR)
vs. Phila., Feb. 6, 2005 (3 INT, 1 FR)
at Pitt., Jan. 23, 2005 (3 INT, 1 FR)
at Pitt., Jan. 27, 2002 (3 INT, 1 FR)
vs. Jac., Jan. 12, 1997 (2 INT, 2 FR)
at N.Y. Jets, Jan. 28, 1985 (2 INT, 2 FR)

PENALTIES

Most vs.—

- 12 at Pittsburgh Jan. 27, 2002 (87 yds)
- 10 at Oakland, Dec. 18, 1976 (83)
- 8 at Indianapolis, Jan. 21, 2007 (63)
at Denver, Jan. 14, 2006 (82)
vs. Carolina, Feb. 1, 2004 (60)
vs. Houston, Dec. 31, 1978 (92)

Fewest vs.—

- 1 at Pittsburgh, Jan. 23, 2005 (5 yds)
vs. Oakland Jan. 19, 2002 (15)
at N.Y. Jets, Dec. 28, 1985 (10)
at San Diego, Jan. 5, 1964 (18)

Most Yards Lost—

- 92 vs. Hou., Dec. 31, 1978 (8 pen.)
- 87 at Pittsburgh Jan. 27, 2002 (12)
- 83 at Oakland, Dec. 18, 1976 (10)
- 74 vs. Jacksonville, Jan. 12, 2008 (6)

Fewest Yards Lost—

- 5 vs. Jacksonville, Jan. 12, 1997 (2 pen.)
- 10 at N.Y. Jets, Dec. 28, 1985 (1)
- 14 vs. Tennessee, Jan. 10, 2004
- 15 vs. Oakland, Jan. 19, 2002
at Miami, Jan. 12, 1986 (2)

1963 AFL CHAMPIONSHIP GAME

1963 AFL CHAMPIONSHIP GAME • SAN DIEGO 51, BOSTON 10 • Balboa Stadium

January 5, 1964 • Weather: 71 degrees; wind NW 11 mph • Attendance - 30,127

	1	2	3	4	OT	F
Boston Patriots	7	3	0	0	--	10
San Diego	21	10	7	13	--	51

TEAM	Q	PLAY	SCORE	
			Visitor	Home
SD	1	T. Rote 2 yd run (G. Blair kick)	0	7
SD	1	K. Lincoln 67 yd run (G. Blair kick)	0	14
BOS	1	L. Garrison 7 yd run (G. Cappelletti kick)	7	14
SD	1	P. Lowe 58 yd run (G. Blair kick)	7	21
SD	2	G. Blair 11 yd field goal	7	24
BOS	2	G. Cappelletti 15 yd field goal	10	24
SD	2	D. Norton 14 yd pass from T. Rote (G. Blair kick)	10	31
SD	3	L. Alworth 48 yd pass from T. Rote (G. Blair kick)	10	38
SD	4	K. Lincoln 25 yd pass from J. Hadl (pass failed)	10	44
SD	4	J. Hadl 1 yd run (G. Blair kick)	10	51

FINAL INDIVIDUAL STATISTICS

RUSHING	NO	YDS	AVG	LG	TD	RUSHING	NO	YDS	AVG	LG	TD
H. Crump	7	18	2.6	6	0	K. Lincoln	13	206	15.8	67t	1
L. Garrison	3	15	5.0	7t	1	P. Lowe	12	94	7.8	58t	1
B. Lott	3	15	5.0	6	0	T. Rote	4	15	3.8	10	1
T. Yewcic	1	14	14.0	14	0	G. McDougall	1	2	2.0	2	0
V. Parilli	1	10	10.0	10	0	J. Hadl	1	1	1.0	1t	1
R. Burton	1	3	3.0	3	0	B. Jackson	1	0	0.0	0	0
Patriots:	16	75	4.7	14	1	Chargers:	32	318	9.9	6	4

RECEIVING	NO	YDS	AVG	LG	TD	RECEIVING	NO	YDS	AVG	LG	TD
R. Burton	4	12	3.0	8	0	K. Lincoln	7	123	17.6	32	1
J. Colclough	3	26	8.7	10	0	L. Alworth	4	77	19.3	48	1
G. Cappelletti	2	72	36.0	49	0	J. MacKinnon	2	53	26.5	33	0
A. Graham	2	68	34.0	45	0	D. Norton	2	44	22.0	30	1
H. Crump	2	28	14.0	28	0	D. Kocourek	1	5	5.0	5	0
B. Lott	2	16	8.0	11	0	G. McDougall	1	4	4.0	4	0
L. Garrison	2	6	3.0	5	0	Chargers:	17	306	18.0	48	3
Patriots:	17	222	13.1	49	0						

INTERCEPTIONS	NO	YDS	AVG	LG	TD	INTERCEPTIONS	NO	YDS	AVG	LG	TD
None						B. Mittinger	1	5	5.0	5	0
						P. Maguire	1	10	10.0	10	0
						Chargers:	2	15	7.5	10	0

PUNT RET.	NO	YDS	AVG	LG	TD	PUNT RETURN	NO	YDS	AVG	LG	TD
None						None					

KICKOFF RET.	NO	YDS	AVG	LG	TD	KICKOFF RET.	NO	YDS	AVG	LG	TD
L. Garrison	2	32	16.0	17	0	L. Alworth	2	47	23.5	28	0
H. Crump	2	31	15.5	22	0	P. Lowe	1	23	23.0	23	0
R. Burton	2	27	13.5	18	0	Chargers:	0	0	18.0	62	0
B. Suci	1	18	18.0	18	0						
T. Romeo	1	9	9.0	9	0						
B. Yates	1	5	5.0	5	0						
Patriots:	9	122	13.6	23	0						

PASSING	A	C	YDS	PCT.	TD	I	LG	S/YD	RATING
B. Parilli	29	14	189	48.2	0	1	45	0/0	55.1
T. Yewcic	8	3	39	37.5	0	1	23	0/0	14.1
Chargers:	37	17	228	45.9	0	2	45	0/0	43.5

PASSING	A	C	YDS	PCT.	TD	I	LG	S/YD	RATING
T. Rote	15	10	173	66.6	2	0	48	0/0	145.3
J. Hadl	10	6	112	60.0	1	0	33	0/0	132.1
K. Lincoln	1	1	20	100.0	0	0	20	0/0	118.8
San Diego:	25	16	305	64.0	3	0	48	0/0	145.8

TEAM STATISTICS	BOS	SD
TOTAL FIRST DOWNS	14	21
By Rushing	6	11
By Passing	8	9
By Penalty	0	1
TOTAL NET YARDS	262	610
Total Offensive Plays	59	60
NET YARDS RUSHING	75	318
Total Rushing Plays	16	32
Avg. per Rush	4.7	9.9
NET YARDS PASSING	186	292
Gross Yards Passing	228	305
Att.-Comp.-I	37-17-2	26-17-0
Completion Pct.	45.9	65.4
PUNTS/AVERAGE	7/47	2/44
PENALTIES/YARDS	1/18	6/30
FUMBLES/BALLS LOST	1/0	1/1
FIELD GOALS	15	11

BOSTON PATRIOTS STARTING LINEUP

WR	G. Cappelletti	DE	B. Dee
T	D. Oakes	DT	H. Antwine
G	C. Long	DT	J. Richardson
C	W. Cudzik	DE	L. Eisenhauer
G	B. Neighbors	LB	T. Addison
T	M. Graham	LB	N. Buoniconti
TE	T. Romeo	LB	J. Rudolph
WR	J. Colclough	CB	D. Felt
QB	V. Parilli	CB	B. Suci
RB	R. Burton	S	R. Hall
FB	L. Garrison	S	R. O'Hanley

SAN DIEGO CHARGERS STARTING LINEUP

WR	D. Norton	DE	E. Faison
T	E. Wright	DT	H. Schmidt
G	S. DeLuca	DT	G. Gross
C	D. Rogers	DE	B. Patrich
G	P. Shea	LB	E. Karas
T	R. Mix	LB	C. Allen
TE	D. Kocourek	LB	P. Maguire
WR	L. Alworth	CB	B. Whitehead
QB	T. Rote	CB	D. Harris
RB	K. Lincoln	S	G. Blair
FB	P. Lowe	S	G. Glick

GAME NOTES

- This was the first of seven championship games involving the Patriots. (also Super Bowls XX, XXXI, XXXVI, XXXVIII, XXXIX and XLII).
- The 610 yards yielded by the Patriots defense still ranks as the highest total ever given up by the Patriots.
- The Patriots committed only one penalty versus the Chargers. It is the lowest single game total in team playoff history (tied with Dec. 28, 1985 at N.Y. Jets).



SUPER BOWL XX

SUPER BOWL XX • CHICAGO 46, NEW ENGLAND 10 • Superdome

January 26, 1986 • Weather: Indoors • Attendance - 73,818

	1	2	3	4	OT	F
Chicago Bears	13	10	21	2	--	46
New England Patriots	3	0	0	7	--	10

		SCORE	
TEAM	Q	Visitor	Home
NE	1	0	3
CHI	1	3	3
CHI	1	6	3
CHI	1	13	3
CHI	2	20	3
CHI	2	23	3
CHI	3	30	3
CHI	3	37	3
CHI	3	44	3
NE	4	44	10
CHI	4	46	10

PLAY	Visitor	Home
T. Franklin 36 yd field goal	0	3
K. Butler 28 yd field goal	3	3
K. Butler 24 yd field goal	6	3
M. Suhey 11 yd run (K. Butler kick)	13	3
J. McMahon 2 yd run (K. Butler kick)	20	3
K. Butler 24 yd field goal	23	3
J. McMahon 1 yd run (K. Butler kick)	30	3
R. Phillips 28 yd interception return (K. Butler kick)	37	3
W. Perry 1 yd run (K. Butler kick)	44	3
I. Fryar 8 yd pass from S. Grogan (T. Franklin kick)	44	10
Safety, S. Grogan tackled by H. Waechter in end zone	46	10

FINAL INDIVIDUAL STATISTICS

RUSHING	NO	YDS	AVG	LG	TD	RUSHING	NO	YDS	AVG	LG	TD
T. Collins	3	4	1.3	3	0	W. Payton	22	61	2.8	7	0
R. Weathers	1	3	3.0	3	0	M. Suhey	11	52	4.7	11	1
S. Grogan	1	3	3.0	3	0	T. Sanders	4	15	3.8	10	0
C. James	5	1	0.2	3	0	D. Gentry	3	15	5.0	8	0
G. Hawthorne	1	-4	-4.0	-4	0	J. McMahon	5	14	2.8	7	2
Patriots:	11	7	0.6	3	0	C. Thomas	2	8	4.0	7	0
						W. Perry	1	1	1.0	1	1
						S. Fuller	1	1	1.0	1	0
						Bears:	49	167	3.4	11	4

RECEIVING	NO	YDS	AVG	LG	TD	RECEIVING	NO	YDS	AVG	LG	TD
S. Morgan	7	70	10.0	19	0	W. Gault	4	129	32.3	60	0
S. Starrington	2	39	19.5	24	0	D. Gentry	2	41	20.5	27	0
I. Fryar	2	24	12.0	16	1	K. Margerum	2	36	18.0	29	0
T. Collins	2	19	9.5	11	0	E. Moorehead	2	22	11.0	14	0
D. Ramsey	2	16	8.0	11	0	M. Suhey	1	24	24.0	24	0
C. James	1	6	6.0	6	0	C. Thomas	1	4	4.0	4	0
R. Weathers	1	3	3.0	3	0	Bears:	12	256	21.3	60	0
Patriots:	17	177	10.4	24	1						

INTERCEPTIONS	NO	YDS	AVG	LG	TD	INTERCEPTIONS	NO	YDS	AVG	LG	TD
None						R. Phillips	1	28	28.0	28	1
						J. Morrissey	1	47	47.0	47	0
						Bears:	2	75	37.5	47	1

PUNTING	NO	YDS	AVG	In20	LG	PUNTING	NO	YDS	AVG	In20	LG
R. Camarillo	6	263	43.8	1	62	M. Buford	4	173	43.3	1	52

PUNT RET.	NO	FC	YDS	AVG	LG	TD	PUNT RET.	NO	FC	YDS	AVG	LG	TD
I. Fryar	2	0	22	11.0	12	0	K. Ortego	2	1	20	10.0	12	0
Patriots:	2	0	22	11.0	12	0	Bears:	2	1	20	10.0	12	0

KICKOFF RET.	NO	YDS	AVG	LG	TD	KICKOFF RET.	NO	YDS	AVG	LG	TD
S. Starrington	7	153	21.9	36	0	W. Gault	4	49	12.3	18	0
Patriots:	7	153	21.9	36	0	Bears:	4	49	12.3	18	0

PASSING	A	C	YDS	PCT.	TD	I	LG	S/YD	RATING
S. Grogan	30	17	177	56.7	1	2	24	4/33	57.2
T. Eason	6	0	0	0.0	0	0	0	3/28	39.6
Patriots:	36	17	177	47.2	1	2	24	7/61	48.0

PASSING	A	C	YDS	PCT.	TD	I	LG	S/YD	RATING
J. McMahon	20	12	256	60.0	0	0	60	1/3	104.2
W. Fuller	4	0	0	0.0	0	0	0	1/11	39.6
W. Perry	0	0	0	0.0	0	0	0	1/1	--
Bears:	24	12	256	50.0	0	0	60	3/15	88.2

TEAM STATISTICS	NE	CHI
TOTAL FIRST DOWNS	12	23
By Rushing	1	13
By Passing	10	9
By Penalty	1	1
Third Down: Md/Att.	1/10	7/14
Third Down: Eff.	10%	50%
TOTAL NET YARDS	123	408
Total Offensive Plays	54	76
Average Per Play	2.3	5.4
NET YARDS RUSHING	7	167
Total Rushing Plays	11	49
Avg. per Rush	0.6	3.4
NET YARDS PASSING	116	241
Sacked/Yards Lost	7/61	3/15
Gross Yards Passing	177	256
Att.-Comp.-I	36-72	24-12-0
Completion Pct.	47.2	50.0
PUNTS/AVERAGE	6/43.8	4/43.3
PENALTIES/YARDS	5/35	7/40
FUMBLES/BALLS LOST	4/4	3/2
FIELD GOALS	3/6	28.24.24

NE PATRIOTS STARTING LINEUP

WR	S. Morgan	DE	G. Veris
T	B. Holloway	NT	L. Williams
G	J. Hannah	DE	J. Adams
C	P. Brock	LB	A. Tippet
G	R. Wooten	LB	S. Nelson
T	S. Moore	LB	L. McGrew
TE	L. Dawson	LB	D. Blackmon
WR	S. Starrington	CB	R. Lippert
QB	T. Eason	CB	R. Clayborn
RB	T. Collins	S	R. James
FB	C. James	S	F. Marion

CHICAGO BEARS STARTING LINEUP

WR	W. Gault	DE	D. Hampton
T	J. Covert	DL	S. McMichael
G	M. Bortz	DL	W. Perry
C	J. Hilgenberg	DE	R. Dent
G	T. Thayer	LB	O. Wilson
T	K. VanHorne	LB	M. Singletary
TE	E. Moorehead	LB	W. Marshall
WR	D. McKinnon	CB	M. Richardson
QB	J. McMahon	CB	L. Frazier
RB	W. Payton	S	D. Duerson
FB	M. Suhey	S	G. Fencik

GAME NOTES

- This game marked the Patriots' first trip to the Super Bowl and the team's first title game appearance in 22 years.
- New England scored the quickest points in Super Bowl history when K Tony Franklin booted a 36-yard field goal 1:19 into the contest.

SUPER BOWL XXXI

SUPER BOWL XXXI • GREEN BAY 35, NEW ENGLAND 21 • Superdome

January 26, 1997 • Weather: Indoors • Attendance - 72,301

	1	2	3	4	OT	F
New England Patriots	14	0	7	0	--	21
Green Bay Packers	10	17	8	0	--	35

TEAM	Q	PLAY	SCORE	
			Visitor	Home
GB	1	A. Rison 54 yd pass from B. Favre (C. Jacke kick)	0	7
GB	1	C. Jacke 37 yd field goal	0	10
NE	1	K. Byars 1 yd pass from D. Bledsoe (A. Vinatieri kick)	7	10
NE	1	B. Coates 4 yd pass from D. Bledsoe (A. Vinatieri kick)	14	10
GB	2	A. Freeman 81 yd pass from B. Favre (C. Jacke kick)	14	17
GB	2	C. Jacke 31 yd field goal	14	20
GB	2	B. Favre 2 yd run (C. Jacke kick)	14	27
NE	3	C. Martin 18 yd run (A. Vinatieri kick)	21	27
GB	3	D. Howard 99 yd kickoff return (M. Chmura-B. Favre pass)	21	35

FINAL INDIVIDUAL STATISTICS

RUSHING	NO	YDS	AVG	LG	TD	RUSHING	NO	YDS	AVG	LG	TD
C. Martin	11	42	3.8	18t	1	D. Levens	14	61	4.4	12	0
D. Bledsoe	1	1	1.0	1	0	E. Bennett	17	40	2.4	10	0
D. Meggett	1	0	0	0	0	B. Favre	4	12	3.0	12	1
Patriots:	13	43	3.3	18t	1	W. Henderson	1	2	2.0	2	0
						Packers:	36	115	3.2	12	1

RECEIVING	NO	YDS	AVG	LG	TD	RECEIVING	NO	YDS	AVG	LG	TD
B. Coates	6	67	11.2	19	1	A. Freeman	3	105	35.0	81t	1
T. Glenn	4	62	15.5	44	0	D. Levens	3	23	7.7	14	0
K. Byars	4	42	10.5	32	1	A. Rison	2	77	38.5	54t	1
S. Jefferson	3	34	11.3	14	0	W. Henderson	2	14	7.0	8	0
C. Martin	3	28	9.3	20	0	M. Chmura	2	13	6.5	8	0
D. Meggett	3	8	2.7	5	0	K. Jackson	1	10	10.0	10	0
V. Brisby	2	12	6.0	7	0	E. Bennett	1	4	4.0	4	0
Patriots:	25	253	10.1	44	2	Packers:	14	246	17.6	81t	2

INTERCEPTIONS	NO	YDS	AVG	LG	TD	INTERCEPTIONS	NO	YDS	AVG	LG	TD
None						B. Williams	1	16	16.0	16	0
						M. Prior	1	8	8.0	8	0
						D. Evans	1	0	0	0	0
						C. Newsome	1	0	0	0	0
						Packers:	4	24	15.0	16	0

PUNTING	NO	YDS	AVG	In20	LG	PUNTING	NO	YDS	AVG	In20	LG
T. Tupa	8	361	45.1	3	53	C. Hentrich	7	299	42.7	1	58

PUNT RET.	NO	FC	YDS	AVG	LG	TD	PUNT RET.	NO	FC	YDS	AVG	LG	TD
D. Meggett	4	2	30	7.5	20	0	D. Howard	6	1	90	15.0	34	0
Patriots:	4	2	30	7.5	20	0	Packers:	6	1	90	15.0	34	0

KICKOFF RET.	NO	YDS	AVG	LG	TD	KICKOFF RET.	NO	YDS	AVG	LG	TD
D. Meggett	5	117	23.4	26	0	D. Howard	4	154	38.5	99t	1
H. Graham	1	18	18.0	18	0	Packers:	4	154	38.5	99t	1
Patriots:	6	135	22.5	26	0						

PASSING	A	C	YDS	PCT.	TD	I	LG	S/YD	RATING
D. Bledsoe	48	25	253	52.1	2	4	44	5/39	46.6
Patriots:	48	25	253	52.1	2	4	44	5/39	46.6

PASSING	A	C	YDS	PCT.	TD	I	LG	S/YD	RATING
B. Favre	27	14	246	51.9	2	0	81t	5/38	107.9
Packers:	27	14	246	51.9	2	0	81t	5/38	107.9

TEAM STATISTICS	NE	GB
TOTAL FIRST DOWNS	16	16
By Rushing	3	8
By Passing	12	6
By Penalty	1	2
Third Down: Md/Att.	4/14	3/15
Third Down: Eff.	29%	20%
TOTAL NET YARDS	257	323
Total Offensive Plays	66	68
Avg. per Play	3.9	4.8
NET YARDS RUSHING	43	115
Total Rushing Plays	13	36
Avg. per Rush	3.3	3.2
NET YARDS PASSING	214	208
Sacked/Yards Lost	5/39	5/38
Gross Yards Passing	253	246
Att.-Comp.-Int	48-25-4	27-14-0
Completion Pct.	52.1	51.9
PUNTS/AVERAGE	8/45.1	7/42.7
PENALTIES/YARDS	2/22	3/41
FUMBLES/BALLS LOST	0/0	0/0
FIELD GOALS	None	37.3/47

NE PATRIOTS STARTING LINEUP

WR	S. Jefferson	DE	F. Collons
T	B. Armstrong	DL	M. Wheeler
G	W. Roberts	DL	P. Sagapolutele
C	D. Wohlabaugh	DE	W. McGinest
G	T. Rucci	LB	C. Slade
T	M. Lane	LB	T. Johnson
TE	B. Coates	LB	T. Collins
WR	T. Glenn	CB	T. Law
QB	D. Bledsoe	CB	O. Smith
RB	C. Martin	S	L. Milloy
FB	K. Byars	S	W. Clay

GREEN BAY PACKERS STARTING LINEUP

WR	A. Freeman	LE	R. White
T	B. Wilkerson	DT	S. Dotson
G	A. Taylor	NT	Gi. Brown
C	F. Winters	DE	S. Jones
G	A. Timmerman	LB	W. Simmons
T	E. Dotson	LB	R. Cox
TE	M. Chmura	LB	B. Williams
WR	A. Rison	CB	C. Newsome
QB	B. Favre	CB	D. Evans
RB	E. Bennett	S	L. Butler
RB	W. Henderson	S	E. Robinson

GAME NOTES

- The Patriots were within six points (27-21) in the third quarter, but Green Bay's four interceptions and a kickoff return for a touchdown helped the Packers to victory.
- The two teams combined for a Super Bowl record 24 points in the first quarter. (New England - 14; Green Bay - 10)
- Green Bay's Desmond Howard became the first special teams player to be awarded the Super Bowl MVP trophy.



SUPER BOWL XXXVI

SUPER BOWL XXXVI • NEW ENGLAND 20, ST. LOUIS 17 • Superdome

February 3, 2002 • Weather: Indoors • Attendance - 72,922

	1	2	3	4	OT	F
St. Louis Rams	3	0	0	14	--	17
New England Patriots	0	14	3	3	--	20

TEAM	Q	PLAY	SCORE	
			Visitor	Home
STL	1	J. Wilkins 50 yd field goal	3	0
NE	2	T. Law 47 yd interception return (A. Vinatieri kick)	3	7
NE	2	D. Patten 8 yd pass from T. Brady (A. Vinatieri kick)	3	14
NE	3	A. Vinatieri 37 yd field goal	3	17
STL	4	K. Warner 2 yd run (J. Wilkins kick)	10	17
STL	4	R. Proehl 26 yd pass from K. Warner (J. Wilkins kick)	17	17
NE	4	A. Vinatieri 48 yd field goal	17	20

FINAL INDIVIDUAL STATISTICS

RUSHING	NO	YDS	AVG	LG	TD	RUSHING	NO	YDS	AVG	LG	TD
M. Faulk	17	76	4.5	15	0	A. Smith	18	92	5.1	17	0
K. Warner	3	6	2.0	5	1	D. Patten	1	22	22.0	22	0
A. Hakim	1	5	5.0	5	0	K. Faulk	2	15	7.5	8	0
J. Hodgins	1	3	3.0	3	0	M. Edwards	2	5	2.5	3	0
Rams:	22	90	4.1	15	1	T. Brady	1	3	3.0	3	0
						J. Redmond	1	-4	-4.0	-4	0
						Patriots:	25	133	5.3	22	0

RECEIVING	NO	YDS	AVG	LG	TD	RECEIVING	NO	YDS	AVG	LG	TD
A. Hakim	5	90	18.0	29	0	T. Brown	6	89	14.8	23	0
I. Bruce	5	56	11.2	22	0	J. Redmond	3	24	8.0	11	0
T. Holt	5	49	9.8	18	0	J. Wiggins	2	14	7.0	8	0
M. Faulk	4	54	13.5	22	0	M. Edwards	2	7	3.5	5	0
R. Proehl	3	71	23.7	30	1	D. Patten	1	8	8.0	8t	1
J. Robinson	2	18	9.0	12	0	A. Smith	1	4	4.0	4	0
E. Conwell	2	8	4.0	9	0	K. Faulk	1	-1	-1.0	-1	0
Y. Murphy	1	11	11.0	11	0	Patriots:	16	145	9.1	23	1
J. Hodgins	1	8	8.0	8	0						
Rams:	28	365	13.0	30	1						

INTERCEPTIONS	NO	YDS	AVG	LG	TD	INTERCEPTIONS	NO	YDS	AVG	LG	TD
None						T. Law	1	47	47.0	47t	1
						O. Smith	1	30	30.0	0	0

PUNTING	NO	YDS	AVG	LG	TD	PUNTING	NO	YDS	AVG	LG	TD
J. Baker	4	159	39.8	3	49	K. Walter	8	345	43.1	4	53

PUNT RET.	NO	FC	YDS	AVG	LG	TD	PUNT RET.	NO	FC	YDS	AVG	LG	TD
D. Bly	3	2	6	2.0	7	0	T. Brown	1	1	4	4.0	4	0

KICKOFF RET.	NO	YDS	AVG	LG	TD	KICKOFF RET.	NO	YDS	AVG	LG	TD
Y. Murphy	3	81	27.0	38	0	P. Pass	3	85	28.3	35	0
M. Faulk	1	1	1.0	1	0	T. Brown	1	15	15.0	15	0
Rams:	4	82	20.5	38	0	Patriots:	4	100	25.0	35	0

PASSING	A	C	YDS	PCT	TD	I	LG	S/YD	RATING
K. Warner	44	28	365	63.6	1	2	30	3/28	78.3
Rams:	44	28	365	63.6	1	2	30	3/28	78.3

PASSING	A	C	YDS	PCT	TD	I	LG	S/YD	RATING
T. Brady	27	16	145	59.3	1	0	23	1/7	86.2
K. Faulk	0	0	0	0.0	0	0	0	1/4	--
Patriots:	27	16	145	59.3	1	0	23	2/11	86.2

TEAM STATISTICS	STL	NE
TOTAL FIRST DOWNS	26	15
By Rushing	7	6
By Passing	16	8
By Penalty	3	1
Third Down: Md/Att.	5/13	2/11
Third Down: Eff.	38%	18%
TOTAL NET YARDS	427	267
Total Offensive Plays	69	54
Avg. per Play	6.2	4.9
NET YARDS RUSHING	90	133
Total Rushing Plays	22	25
Avg. per Rush	4.1	5.3
NET YARDS PASSING	337	134
Sacked/Yards Lost	3/28	2/11
Gross Yards Passing	365	145
Att.-Comp.-Int	44-28-2	27-16-0
Completion Pct.	63.6	59.3
PUNTS/AVERAGE	4/39.8	8/43.1
PENALTIES/YARDS	6/39	5/31
FUMBLES/BALLS LOST	2/1	0/0
FIELD GOALS	50, 52	37, 48

NE PATRIOTS STARTING LINEUP

WR	T. Brown	LE	B. Hamilton
LT	M. Light	DT	B. Mitchell
LG	M. Compton	DT	R. Seymour
C	D. Woody	RE	A. Pleasant
RG	J. Andruzzi	LLB	M. Vrabel
RT	G. Robinson-Randall	MLB	T. Bruschi
TE	J. Wiggins	RLB	R. Phifer
WR	D. Patten	LCB	T. Law
QB	T. Brady	RCB	O. Smith
FB	M. Edwards	SS	L. Milloy
RB	A. Smith	FS	T. Jones

ST. LOUIS RAMS STARTING LINEUP

WR	T. Holt	LE	C. Ahanotu
LT	O. Pace	DT	B. Young
LG	T. Nutton	DT	J. Zgonina
C	A. McCollum	RE	G. Wistrom
RG	A. Timmerman	LLB	D. Davis
RT	R. Jones	MLB	L. Fletcher
TE	E. Conwell	RLB	T. Polley
WR	I. Bruce	LCB	A. Williams
QB	K. Warner	RCB	D. McClellan
FB	J. Hodgins	SS	A. Archuleta
RB	M. Faulk	FS	K. Herring

GAME NOTES

- The Patriots won the first Super Bowl in their 42-year history with their 20-17 win over the Rams.
- Patriots kicker Adam Vinatieri kicked the first last second, game-winning field goal in Super Bowl history as his 48-yard kick sailed through the goalposts as time expired.
- The Patriots defense forced three St. Louis turnovers and converted them into two touchdowns and a field goal.

SUPER BOWL XXXVIII

SUPER BOWL XXXVIII • NEW ENGLAND 32, CAROLINA 29 • Reliant Stadium

February 1, 2004 • Weather: Indoors • Attendance - 71,525

	1	2	3	4	OT	F
Carolina Panthers	0	10	0	19	--	29
New England Patriots	0	14	0	18	--	32

TEAM	Q	PLAY	SCORE	
			Visitor	Home
NE	2	D. Branch 5 yd pass from T. Brady (A. Vinatieri kick)	0	7
CAR	2	S. Smith 39 yd pass from J. Delhomme (J. Kasay kick)	7	7
NE	2	D. Givens 5 yd pass from T. Brady (A. Vinatieri kick)	7	14
CAR	2	J. Kasay 50 yd field goal	10	14
NE	4	A. Smith 2 yd run (A. Vinatieri kick)	10	21
CAR	4	D. Foster 33 yd run (pass failed)	16	21
CAR	4	M. Muhammad 85 yd pass from J. Delhomme (pass failed)	22	21
NE	4	M. Vrabel 1 yd pass from T. Brady (K. Faulk run)	22	29
CAR	4	R. Proehl 12 yd pass from J. Delhomme (J. Kasay kick)	29	29
NE	4	A. Vinatieri 41 yd field goal	29	32

FINAL INDIVIDUAL STATISTICS

RUSHING	NO	YDS	AVG	LG	TD	RUSHING	NO	YDS	AVG	LG	TD
S. Davis	13	49	3.8	21	0	A. Smith	26	83	3.2	9	1
D. Foster	3	43	14.3	33	1	K. Faulk	6	42	7	23	0
Panthers:	16	92	5.8	33	1	T. Brady	2	12	6	12	0
						T. Brown	1	-10	-10	-10	0
						Patriots:	35	127	3.6	23	1

RECEIVING	NO	YDS	AVG	LG	TD	RECEIVING	NO	YDS	AVG	LG	TD
M. Muhammad	4	140	35	85	1	D. Branch	10	143	14.3	52	1
S. Smith	4	80	20	39	1	T. Brown	8	76	9.5	13	0
R. Proehl	4	71	17.8	31	1	D. Givens	5	69	13.8	25	1
J. Wiggins	2	21	10.5	15	0	D. Graham	4	46	11.5	33	0
D. Foster	1	9	9	9	0	K. Faulk	4	19	4.8	7	0
K. Mangum	1	2	2	2	0	M. Vrabel	1	1	1	1	1
Panthers:	16	323	20.2	85	3	Patriots:	32	354	11.1	52	3

INTERCEPTIONS	NO	YDS	AVG	LG	TD	INTERCEPTIONS	NO	YDS	AVG	LG	TD
R. Howard	1	12	12	12	0	None					

PUNTING	NO	YDS	AVG	TB	IN20	LG	PUNTING	NO	YDS	AVG	TB	IN20	LG
T. Sauerbrun	7	310	44.3	0	1	51	K. Walter	5	173	34.6	0	2	51

PUNT RET.	NO	FC	YDS	AVG	LG	TD	PUNT RET.	NO	FC	YDS	AVG	LG	TD
S. Smith	1	1	2	2	2	0	T. Brown	4	1	40	10	28	0

KICKOFF RET.	NO	YDS	AVG	LG	TD	PUNT RET.	NO	FC	YDS	AVG	LG	TD
R. Smart	4	74	18.5	22	0	D. Branch	1	1	2	2	2	0
S. Smith	1	30	30	30	0	Patriots:	5	2	42	8.4	28	0
K. Mangum	1	12	12	12	0							
Panthers:	6	116	19.3	30	0							

KICKOFF RET.	NO	YDS	AVG	LG	TD
B. Johnson	4	78	19.5	29	0

PASSING	A	C	YDS	PCT	TD	I	LG	S/YD	RATING
J. Delhomme	33	16	323	48.5	3	0	85	4/28	113.6
Panthers:	33	16	323	48.5	3	0	85	4/28	113.6

PASSING	A	C	YDS	PCT	TD	I	LG	S/YD	RATING
T. Brady	48	32	354	66.7	3	1	52	0/0	100.5
Patriots:	48	32	354	66.7	3	1	52	0/0	100.5

TEAM STATISTICS	CAR	NE
TOTAL FIRST DOWNS	17	29
By Rushing	3	7
By Passing	12	19
By Penalty	2	3
Third Down: Md/Att.	4/12	8/17
Third Down: Eff.	33%	47%
TOTAL NET YARDS	387	481
Total Offensive Plays	53	83
Avg. per Play	7.3	5.8
NET YARDS RUSHING	92	127
Total Rushing Plays	16	35
Avg. Per Rush	5.8	3.6
NET YARDS PASSING	295	354
Sacked/Yards Lost	4/28	0/0
Gross Yards Passing	323	354
Att.-Comp.-Int	33-16-0	48-32-1
Completion Pct.	48.5	66.7
PUNTS/AVERAGE	7/44.3	5/34.6
PENALTIES/YARDS	12/73	8/60
FUMBLES/BALLS LOST	1/1	1/0
FIELD GOALS	50	31,36,41

NE PATRIOTS STARTING LINEUP

WR	D. Branch	LE	B. Hamilton
LT	M. Light	NT	T. Washington
LG	R. Hochstein	RE	R. Seymour
C	D. Koppen	OLB	W. McGinest
RG	J. Andruzzi	ILB	T. Bruschi
RT	T. Ashworth	ILB	R. Phifer
TE	D. Graham	OLB	M. Vrabel
WR	T. Brown	LCB	T. Law
QB	T. Brady	RCB	T. Poole
RB	A. Smith	S	E. Wilson
FB	L. Centers	S	R. Harrison

CAROLINA PANTHERS STARTING LINEUP

WR	M. Muhammad	LDE	J. Peppers
LT	T. Steussie	LDT	B. Buckner
LG	J. James	RDT	K. Jenkins
C	J. Mitchell	RDE	M. Rucker
RG	K. Donnalley	SLB	G. Favors
RT	J. Gross	MLB	D. Morgan
TE	J. Wiggins	WLB	W. Witherspoon
WR	S. Smith	LCB	R. Manning
QB	J. Delhomme	RCB	R. Howard
FB	B. Hoover	SS	M. Minter
RB	S. Davis	FS	D. Grant

GAME NOTES

- The Patriots won the Super Bowl for the second time in three seasons with a thrilling 32-29 win over the Panthers.
- Adam Vinatieri nailed a 41-yard field goal with four seconds left to give the Patriots the last-second victory.
- Deion Branch's 10 receptions were the second most in Super Bowl history, and MVP Tom Brady's 32 completions set a Super Bowl record.



SUPER BOWL XXXIX

SUPER BOWL XXXIX • NEW ENGLAND 24, PHILADELPHIA 21 • Alltel Stadium

February 6, 2005 • 59 degrees; Clear; Wind N 12 mph • Attendance - 78,125

	1	2	3	4	OT	F
New England Patriots	0	7	7	10	--	24
Philadelphia Eagles	0	7	7	7	--	21

TEAM	Q	PLAY	SCORE	
			Visitor	Home
PHI	2	L. Smith 6 yd pass from D. McNabb (D. Akers kick)	0	7
NE	2	D. Givens 4 yd pass from T. Brady (A. Vinatieri kick)	7	7
NE	3	M. Vrabel 2 yd pass from T. Brady (A. Vinatieri kick)	14	7
PHI	3	B. Westbrook 10 yd pass from D. McNabb (D. Akers)	14	14
NE	4	C. Dillon 2 yd run (A. Vinatieri kick)	21	14
NE	4	A. Vinatieri 22 yd field goal	24	14
PHI	4	G. Lewis 30 yd pass from D. McNabb (D. Akers kick)	24	21

FINAL INDIVIDUAL STATISTICS

RUSHING	NO	YDS	AVG	LG	TD	RUSHING	NO	YDS	AVG	LG	TD
C. Dillon	18	75	4.2	25	1	B. Westbrook	15	44	2.9	22	0
K. Faulk	8	38	4.8	12	0	D. Levens	1	1	1.0	1	0
P. Pass	1	0	0.0	0	0	D. McNabb	1	0	0.0	0	0
T. Brady	1	-1	-1.0	-1	0	Eagles:	17	45	2.6	22	0
Patriots:	28	112	4.0	25	1						

RECEIVING	NO	YDS	AVG	LG	TD	RECEIVING	NO	YDS	AVG	LG	TD
D. Branch	11	133	12.1	27	0	T. Owens	9	122	13.6	36	0
C. Dillon	3	31	10.3	16	0	B. Westbrook	7	60	8.6	15	1
D. Givens	3	19	6.3	13	1	T. Pinkston	4	82	20.5	40	0
K. Faulk	2	27	13.5	14	0	G. Lewis	4	53	13.3	30	1
T. Brown	2	17	8.5	12	0	L. Smith	4	27	6.8	9	1
D. Graham	1	7	7.0	7	0	F. Mitchell	1	11	11.0	11	0
M. Vrabel	1	2	2.0	2	1	J. Parry	1	2	2.0	2	0
Patriots:	23	236	10.3	27	2	Eagles:	30	357	11.9	40	3

INTERCEPTIONS	NO	YDS	AVG	LG	TD	INTERCEPTIONS	NO	YDS	AVG	LG	TD
R. Harrison	2	5	2.5	6	0	None					
T. Bruschi	1	0	0.0	0	0						
Patriots:	3	5	1.7	6	0						

PUNTING	NO	YDS	AVG	TB	IN20	LG	PUNTING	NO	YDS	AVG	TB	IN20	LG
J. Miller	7	316	45.1	0	3	50	D. Johnson	5	214	42.8	0	1	52

PUNT RET.	NO	FC	YDS	AVG	LG	TD	PUNT RET.	NO	FC	YDS	AVG	LG	TD
T. Brown	3	1	12	4.0	8	0	B. Westbrook	3	0	19	6.3	10	0
B. Johnson	1	0	14	14.0	14	0	L. Sheppard	0	2	0	0.0	0	0
Patriots:	4	1	26	6.5	14	0	Eagles:	3	2	19	6.3	10	0

KICKOFF RET.	NO	YDS	AVG	LG	TD	KICKOFF RET.	NO	YDS	AVG	LG	TD
B. Johnson	2	44	22.0	26	0	J. Reed	4	82	20.5	26	0
P. Pass	1	17	17.0	17	0	R. Hood	1	32	32.0	32	0
Patriots:	3	61	20.3	26	0	Eagles:	5	114	22.8	32	0

PASSING	A	C	YDS	PCT	TD	I	LG	S/YD	RATING
T. Brady	33	23	236	69.7	2	0	27	2/17	110.2
Patriots:	33	23	236	69.7	2	0	27	2/17	110.2

PASSING	A	C	YDS	PCT	TD	I	LG	S/YD	RATING
D. McNabb	51	30	357	58.8	3	3	40	4/33	75.4
Eagles:	51	30	357	58.8	3	3	40	4/33	75.4

TEAM STATISTICS	NE	PHI
TOTAL FIRST DOWNS	21	24
By Rushing	6	4
By Passing	14	18
By Penalty	1	2
Third Down: Md/Att.	4/12	9/16
Third Down: Eff.	33%	56%
TOTAL NET YARDS	331	369
Total Offensive Plays	63	72
Avg. per Play	5.3	5.1
NET YARDS RUSHING	112	45
Total Rushing Plays	28	17
Avg. Per Rush	4.0	2.6
NET YARDS PASSING	219	324
Sacked/Yards Lost	2/17	4/33
Gross Yards Passing	236	357
Att.-Comp.-Int	33-23-0	51-30-3
Completion Pct.	69.7	58.8
PUNTS/AVERAGE	7/45.1	5/42.8
PENALTIES/YARDS	7/47	3/35
FUMBLES/BALLS LOST	1/1	2/1
FIELD GOALS	22	

NE PATRIOTS STARTING LINEUP

WR	D. Branch	DE	J. Green
LT	M. Light	NT	V. Wilfork
LG	J. Andruzzi	OLB	R. Colvin
C	D. Koppin	OLB	W. McGinest
RG	S. Neal	ILB	T. Bruschi
RT	B. Gorin	ILB	R. Phifer
TE	D. Graham	OLB	M. Vrabel
WR	D. Givens	LCB	R. Gay
QB	T. Brady	RCB	A. Samuel
RB	C. Dillon	FS	E. Wilson
FB	P. Pass	SS	R. Harrison

PHILADELPHIA EAGLES STARTING LINEUP

WR	T. Owens	LDE	D. Burgess
LT	T. Thomas	LDT	C. Simon
LG	A. Hicks	RDT	D. Walker
C	H. Fraley	RDE	J. Kearse
RG	J. Mayberry	SLB	D. Jones
RT	J. Runyan	MLB	J. Trotter
TE	L. Smith	WLB	K. Adams
WR	T. Pinkston	LCB	L. Sheppard
QB	D. McNabb	RCB	S. Brown
FB	J. Parry	SS	M. Lewis
RB	B. Westbrook	FS	B. Dawkins

GAME NOTES

- The Patriots joined the Dallas Cowboys as the only NFL teams to win three Super Bowls in a four-year span.
- Deion Branch was named Super Bowl MVP after tying the Super Bowl record with 11 receptions.
- The Patriots defense forced four Eagles turnovers, including Rodney Harrison's game-clinching interception in the final minute.

SUPER BOWL XLII

SUPER BOWL XLII • NEW YORK GIANTS 17, NEW ENGLAND 14 • U. of Phoenix Stadium
February 3, 2008 • Weather: Indoors • Attendance - 71,101

	1	2	3	4	OT	F
New York Giants	3	0	0	14	--	17
New England Patriots	0	7	0	7	--	14

TEAM	Q	PLAY	Visitor	Home
NYG	1	L.Tynes 32 yd. Field Goal	3	0
NE	2	L.Maroney 1 yd. run (S.Gostkowski kick)	3	7
NYG	4	D.Tyree 5 yd. pass from E.Manning (L.Tynes kick)	10	7
NE	4	R.Moss 6 yd. pass from T.Brady (S.Gostkowski kick)	10	14
NYG	4	P.Burress 13 yd. pass from E.Manning (L.Tynes kick)	17	14

FINAL INDIVIDUAL STATISTICS

RUSHING	NO	YDS	AVG	LG	TD	RUSHING	NO	YDS	AVG	LG	TD
A. Bradshaw	9	45	5	13	0	L. Maroney	14	36	2.6	9	1
B. Jacobs	14	42	3	7	0	K. Faulk	1	7	7	7	0
E. Manning	3	4	1.3	5	0	H. Evans	1	2	2	2	0
Giants:	26	91	3.5	13	0	Patriots:	16	45	2.8	9	1

RECEIVING	NO	YDS	AVG	LG	TD	RECEIVING	NO	YDS	AVG	LG	TD
A. Toomer	6	84	14	38	0	W. Welker	11	103	9.4	19	0
S. Smith	5	50	10	17	0	K. Faulk	7	52	7.4	14	0
D. Tyree	3	43	14.3	32	1	R. Moss	5	62	12.4	18	1
P. Burress	2	27	13.5	14	1	D. Stallworth	3	34	11.3	18	0
K. Boss	1	45	45	45	0	L. Maroney	2	12	6	8	0
M. Hedgecock	1	3	3	3	0	K. Brady	1	3	3	3	0
A. Bradshaw	1	3	3	3	0	Patriots:	29	266	9.2	19	1
Giants:	19	255	13.4	45	2						

INTERCEPTIONS	NO	YDS	AVG	LG	TD	INTERCEPTIONS	NO	YDS	AVG	LG	TD
None						E. Hobbs	1	23	23	23	0

PUNTING	NO	YDS	AVG	TB	IN20	LG	PUNTING	NO	YDS	AVG	TB	IN20	LG
J. Feagles	4	156	39	0	2	55	C. Hanson	4	175	43.8	1	0	49

PUNT RET.	NO	FC	YDS	AVG	LG	TD	PUNT RET.	NO	FC	YDS	AVG	LG	TD
R. McQuarters	3	0	25	8.3	16	0	W. Welker	1	1	15	15	15	0
[TOUCHBACK]	1	0	0	0	0	0	K. Faulk	0	1	0	0	0	0
Giants:	3	25	8.3	0	16	0	[OUT OF BOUNDS]	1	0	0	0	0	0
							Patriots:	1	15	15	2	15	0

KICKOFF RET.	NO	YDS	AVG	LG	TD	KICKOFF RET.	NO	YDS	AVG	LG	TD
D. Hixon	2	39	19.5	25	0	L. Maroney	4	94	23.5	43	0
[OUT OF BOUNDS]	1	0	0	0	0						
Giants:	2	39	19.5	25	0						

PASSING	A	C	YDS	PCT	TD	I	LG	S/YD	RATING
E. Manning	34	19	355	55.9	2	1	45	3/8	87.3
Giants:	34	19	355	55.9	2	1	45	3/8	87.3

PASSING	A	C	YDS	PCT	TD	I	LG	S/YD	RATING
T. Brady	48	29	266	60.4	1	0	19	5/37	82.5
Patriots:	48	29	266	60.4	1	0	19	5/37	82.5

TEAM STATISTICS	NYG	NE
TOTAL FIRST DOWNS	17	22
By Rushing	4	3
By Passing	13	17
By Penalty	0	2
Third Down: Md/Att.	8/16	7/14
Third Down: Eff.	50%	50%
TOTAL NET YARDS	338	274
Total Offensive Plays	63	69
Avg. per Play	5.4	4.0
NET YARDS RUSHING	91	45
Total Rushing Plays	26	16
Avg. Per Rush	3.5	2.8
NET YARDS PASSING	247	229
Sacked/Yards Lost	3/8	5/37
Gross Yards Passing	255	266
Att.-Comp.-Int	34-19-1	48-29-0
Completion Pct.	55.9	60.4
PUNTS/AVERAGE	4/39.0	4/43.8
PENALTIES/YARDS	4/36	5/35
FUMBLES/BALLS LOST	2/0	1/1
FIELD GOALS	32	

NE PATRIOTS STARTING LINEUP

WR	W. Welker	LE	T. Warren
LT	M. Light	NT	V. Wilfork
LG	L. Mankins	RE	R. Seymour
C	D. Koppen	OLB	M. Vrabel
RG	S. Neal	MLB	T. Bruschi
RT	N. Kaczur	OLB	A. Thomas
TE	B. Watson	LCB	A. Samuel
WR	R. Moss	RCB	E. Hobbs
QB	T. Brady	SS	R. Harrison
RB	L. Maroney	FS	J. Sanders
2TE	K. Brady	DB	B. Meriweather

NEW YORK GIANTS STARTING LINEUP

WR	P. Burress	LDE	M. Strahan
LT	D. Diehl	LDT	B. Cofield
LG	R. Seubert	RDT	F. Robbins
C	S. O'Hara	RDE	O. Umenyiora
RG	C. Snee	SLB	R. Torbor
RT	M. McKenzie	MLB	A. Pierce
TE	K. Boss	WLB	K. Mitchell
WR	A. Toomer	LCB	A. Ross
QB	E. Manning	RCB	C. Webster
RB	B. Jacobs	SS	Ja. Butler
2TE	M. Matthews	FS	G. Wilson

GAME NOTES

- The Patriots entered the game with an unprecedented 18-0 record after completing a perfect regular season.
- New England held a 14-10 lead following Randy Moss's touchdown catch with 2:42 left in the game, but the Giants scored a game-winning touchdown with 35 seconds left.
- Wes Welker tied the Super Bowl record with 11 receptions.






EXTRA POINTS





Gil Santos

BOSTON'S NEW HOME FOR SPORTS



Gino Cappelletti

A new era in Patriots Radio history began last season, with the move of the game broadcasts to 98.5 The Sports Hub, Boston's new home for sports. The transition to Boston's new all-sports radio station insured that Patriots fans would continue to hear every kick, block and tackle in stereo, and without static, in crystal-clear FM quality. Fans all over New England were able to listen in to any of 36 stations on the Safety Insurance 98.5 The Sports Hub Patriots Radio Network, starting with Patriots Preview three hours before kickoff, and capped off with Patriots Postgame for three hours after the final gun.

When fans tune in for each Patriots game on 98.5 The Sports Hub, they are treated to two world-class teams – the one on the field and the one in the broadcast booth. For 20 consecutive seasons, Gil Santos and Gino Cappelletti have teamed to provide fans with in-depth game analysis and complete play-by-play detail of every Patriots game. This year, they will celebrate their 27th season together.

For most Patriots fans, there has been but one "Voice of the New England Patriots" and it belongs to Gil Santos. For 33 of the last 44 seasons, Santos has articulated the sights, sounds and all the play-by-play action of over 500 games to millions of Patriots fans. Now in his 34th year as voice of the Patriots, Santos is tied with the Philadelphia Eagles' veteran play-by-play announcer, Merrill Reese, as the two most tenured radio broadcasters in the NFL. Santos began calling games for the Boston Patriots at Fenway Park in 1966. He was the voice of the Patriots for the next 14 seasons (1966-79). He returned to the booth in 1991 and has broadcast every Patriots game since then. The veteran play-by-play broadcaster was also the sports director of WBZ News Radio in Boston, where he earned dozens of awards and honors for his

reporting, sportscasting and play-by-play excellence. He retired from that position after 38 years in 2009.

If Santos is recognized as the "voice" of the New England Patriots, his long-time broadcast partner Gino Cappelletti might simply be the most recognized Patriot in franchise history. Cappelletti, who is entering his 30th season as a broadcast analyst, first joined the team as one of the original Boston Patriots in 1960. Since then, Cappelletti has been affiliated with the team for 43 of the last 50 seasons as a player (11 years), coach (3) and broadcaster (29). It would be hard to find anyone more knowledgeable on the subject of the Patriots than Cappelletti. After an 11-year all-star career (1960-70) as a wide receiver and a kicker, he retired as the AFL's all-time leading scorer with 1,130 points. The Patriots Hall of Famer currently ranks 8th among the Patriots all-time leading receivers entering the 2010 season. Following his playing career, he spent seven seasons (1972-78) in the broadcast booth with Santos before returning to the sidelines for three seasons (1979-81) as the special teams coach on Ron Erhardt's staff. He returned to the broadcast booth in 1988 and was re-united with Santos in 1991. Together, the two have developed an on-air rapport that is unrivaled in the NFL, to the delight of Patriots fans everywhere.

Coverage on 98.5 The Sports Hub and its 36-station network begins three hours before each game with Patriots Preview, and concludes with a three-hour Patriots Postgame call-in wrapup show. Gary Tanguay returns for his 7th season as host, joined once again by former Patriots quarterback Scott Zolak and fellow Sports Hub Midday host Andy Gresh, bringing Pats fans an exciting, informative and unpredictable football experience.

★ ★ 98.5 THE SPORTS HUB PATRIOTS RADIO NETWORK ★ ★

FLAGSHIP STATION

WBZ-FM	Boston	98.5 FM
Massachusetts		
WBZ-FM	Boston	98.5 FM
WAQY	Springfield	102.1 FM
WBEC	Pittsfield	1420 AM
WPKZ	Fitchburg	1280 AM
WNAW	North Adams	1230 AM
WBSM	New Bedford	1420 AM
WPVQ	Greenfield	95.3 FM
WSAR	Fall River	1480 AM
WWFX	Worcester	100.1 FM
WXTK	Hyannis	95.1 FM

Maine

WBLM	Portland	102.9 FM
WEBB	Augusta	98.5 FM
WWMJ	Bangor	95.7 FM
WEGP	Presque Isle	1390 AM

Connecticut

WCCC	Hartford	106.9 FM
WGCH	Greenwich	1490 AM
WINY	Putnam	1350 AM
WXML	New London	104.7 FM

New Hampshire

WGHH	Nashua	900 AM
WGAM	Manchester	1250 AM
WPKQ	North Conway	103.7 FM
WSAK	Hampton	102.1 FM
WSHK	Portsmouth/Dover	105.3 FM
WTPL	Concord	107.7 FM
WHQ	Laconia	104.9 FM
WKNE HD2	Keene	99.1 FM

Vermont

WBTN	Bennington	1370 AM
WEAV	Burlington	960 AM
WEXP	Rutland	101.5 FM
WMOO	Derby Center	92.1 FM
WKVT	Brattleboro	92.7 FM
WORK	Barre/Montpelier	107.1 FM
WSTJ	St. Johnsbury	1340 AM
WMXR	Woodstock	93.9 FM

Rhode Island

WPRO	Providence	630 AM
WEAN	Providence	99.7 FM

★ ★ ★ 2010 PRESEASON TV NETWORK ★ ★ ★

Patriots preseason games will be broadcast live and in HD on WBZ Channel 4 in Boston and a network of affiliates throughout New England. Kraft Sports Productions will produce the broadcasts.

Award-winning play-by-play veteran Don Criqui returns for his 16th season with the Patriots. He has served as a play-by-play announcer for CBS Sports and NBC Sports for more than three decades and has had the pleasure of announcing two Super Bowls and 14 Orange Bowls, as well as Wimbledon and World Cup matches.

CBS football analyst Randy Cross will return for his eighth season as Criqui's preseason broadcast partner. Cross, a three-time NFL all-pro, played 13 seasons with the San Francisco 49ers and was a part of three Super Bowl Championship teams. After his playing career, he joined CBS Sports as an NFL game analyst.

Steve Burton, WBZ's principal sportscaster will be the broadcast team's sideline reporter.

Preseason Broadcast Schedule

Date	Opponent	Time
Thurs., Aug. 12	New Orleans	7:30 p.m.
Thurs., Aug. 26	St. Louis	7:30 p.m.
Thurs., Sept. 2	at N.Y. Giants	7:00 p.m.

Preseason Television Network

WBZ TV	Boston, MA (Flagship)
WNAC TV	Providence, RI
WWLP	Springfield, MA
WCTX	Hartford/ New Haven, CT
WVII TV (8/12)	Bangor, ME
WVFX TV (8/26, 9/2)	Bangor, ME
WVNY	Burlington, VT
WMTW TV	Portland/Auburn, ME
WMUR	Manchester, NH
KHNL	Honolulu, HI
KIMO	Anchorage, AK
Rogers SportsNet East - Maritime Region of Canada	

★ ★ ★ PATRIOTS POOL REPORTERS ★ ★ ★



Mike Reiss
ESPNBoston.com

Patriots beat writers Mike Reiss of ESPNBoston.com and Chris Price of WEEI.com will serve as the pool reporters in 2010. In the event that there is the need to get comments from a game official after the game, the pool reporters will be allowed access to ask questions.



Chris Price
WEEI.com





★ PATRIOTS FOOTBALL NETWORK ★

**NOT JUST GAMEDAY... EVERY DAY...
THE PATRIOTS ARE ON!**

Interest in the Patriots is at an all-time high and there has never been more exclusive Patriots content to satisfy the devoted fan. Patriots Nation can tune in and connect to Patriots content via print, television, radio and online entities. With everything from Emmy Award-winning television shows to streaming video and podcasts, staying up to date and in the know is easy with the following exclusive Patriots content:

PATRIOTS ON TV

PATRIOTS ALL ACCESS

Fridays at 7:00 - 8:00 p.m. and Sunday 9:00 a.m. - 10:00 a.m. on TV 38 - Boston, MA; WFXV TV in Bangor, ME; WCTX in Hartford/New Haven, CT; WNAC & WPRI in Providence, RI; WFXQ & WWLP in Springfield, MA.

Check your local listings for airtime or enjoy anytime on Verizon FiOS On Demand

The Emmy Award-winning Patriots All Access airs weekly throughout the season on WBZ, Channel 4 in Boston and regional affiliates. Patriots All Access features exclusive, behind-the-scenes access and in-depth weekly features on Patriots players and personnel. Hosted by WBZ's Steve Burton, the show features weekly sit-downs with Coach Bill Belichick including the popular "Belestrator" segment where the coach breaks down upcoming opponents.



PATRIOTS TODAY

Available daily at Patriots.com, Verizon FiOS On Demand and Verizon wireless's VCAST

Available daily at Patriots.com and on Verizon FiOS On Demand, as well as on Verizon wireless' VCAST, Patriots Today gives fans an in-depth look at the club that is unmatched by any other outlet. The show is hosted by Lyndsay Petruny, with reports daily from Brian Lowe, as well as analysis from PFW's Paul Perillo. This webcast is updated throughout the day, providing fans with up to the minute news and information that will satisfy every fan's daily Patriots fix.



PATRIOTS THIS WEEK

Saturdays (time TBA) on Comcast Sports Net

Patriots This Week provides a thorough recap of all the week's developments to get fans up to date for the next day's game. Hosted by Lyndsay Petruny, the show brings the best stories and analysis of the week leading up to the game.



TOTALLY PATRIOTS

Sundays at 11:00 a.m. on WBZ - Boston, MA; WCTX in Hartford/New Haven, CT; WNAC & WPRI in Providence; WFXQ & WWLP in Springfield, MA. Check your local listings for airtime or enjoy anytime on Verizon FiOS On Demand.

Totally Patriots is a unique, one of a kind Patriots show aimed for the next generation of Patriots fans. This weekly, youth oriented football show allows school aged fans unprecedented access to their favorite players, enabling them to ask questions in a relaxed informal setting.



PATRIOTS 5th QUARTER

Immediately following each game on WBZ-TV/TV38

WBZ-TV and TV38 team up to broadcast Patriots 5th Quarter immediately following each Patriots game. WBZ-TV sports reporter Steve Burton joins former Patriots players Scott Zolak and Steve DeOssie to provide instant reaction and analysis in studio and at the stadium. Patriots 5th Quarter also features exclusive live coverage of the Patriots post-game press conferences with Coach Belichick and Tom Brady.



PATRIOTS ON RADIO

PATRIOTS PREGAME AND POSTGAME

Before and after each game on The Sports Hub Patriots Radio Network

For a complete list of The Sports Hub's 36 affiliates, see page 391.

98.5 The Sports Hub is the Patriots' flagship station, broadcasting every Patriots game across its FM radio network and featuring legendary broadcasting duo Gil Santos and Gino Cappelletti. Three hours prior to kickoff, during halftime and after the game, host Gary Tanguay is joined by co-hosts Scott Zolak and Andy Gresh among other guests, serving up all the pregame and postgame news and notes, including live sound from the postgame press conferences.



PATRIOTS MONDAY presented by Ace Ticket

Mondays during the season on WEEI Sports Radio 850 AM (Boston); 103.7 FM (Providence); 1440 AM (Worcester); 105.5 FM (Springfield); 96.3 FM (Cape Cod); 95.9 FM (Portland/Lewiston, ME); 93.5 FM (Keene, NH) and Patriots.com.

WEEI Sports Radio broadcasts Patriots Monday each week, offering fans unique insight and analysis from Coach Belichick and Tom Brady in addition to other Patriots players. WEEI will broadcast Patriots Monday live from Gillette Stadium each Monday, kicking off with Dennis & Callahan at 6:00 a.m., followed by Dale & Holley at 10:00 a.m. and The Big Show with Glenn Ordway from 2:00 to 6:00 p.m.



PATRIOTS FRIDAY presented by Sovereign Bank

Fridays during the season on WEEI Sports Radio 850 AM (Boston); 103.7 FM (Providence); 1440 AM (Worcester); 105.5 FM (Springfield); 96.3 FM (Cape Cod); 95.9 FM (Portland/Lewiston, ME); 93.5 FM (Keene, NH) and Patriots.com.

WEEI Sports Radio broadcasts Patriots Friday each week, offering fans a look ahead at the weekend's game, match ups and rivalries. Various Patriots players will be featured on air. WEEI will broadcast Patriots Fridays each week throughout the season, kicking off with Dennis & Callahan at 6:00 a.m., followed by Dale & Holley at 10:00 a.m. and The Big Show with Glenn Ordway from 2:00 to 6:00 p.m.



PATRIOTS.COM

NEWS

Patriots.com features daily updates and exclusive content from the writers of *Patriots Football Weekly*, offering everything from breaking news to player features and the popular "Ask PFW" postings.



VIDEO

The first professional sports team website to offer streaming video provides Patriots fans with a variety of exclusive video content. Visitors can choose their channel and watch exclusive video from news to cheerleaders. Patriots Today offers a daily in-depth look at the team, while Patriots.com also features video of every Patriots press conference, including postgame press conferences and Coach Belichick's weekday media updates.

AUDIO

Patriots Web Radio programming is available exclusively on Patriots.com beginning at noon Tuesday through Thursday. Kicking off the programming lineup is PFW In Progress, a daily, online program that features candid commentary from the writers of *Patriots Football Weekly*. Following PFW In Progress is Patriots Playbook, hosted by John Rooke, featuring items from around the NFL. Stay tuned for the debut of new shows during the 2010 season. Patriots.com also offers streaming audio of every Patriots press conference, as well as archives of Patriots.com Radio shows. Patriots.com provides podcasts of Patriots.com radio offerings as well as exclusive content.

PATRIOTS IN PRINT

PATRIOTS FOOTBALL WEEKLY

Subscriptions available by calling 1-800-494-PATS

Patriots Football Weekly is the official newspaper of the New England Patriots and the nation's only full-color football newspaper. PFW is published weekly throughout the season and monthly during the offseason, providing readers with exclusive Patriots coverage. Each issue of *Patriots Football Weekly* is loaded with the latest news, game previews and reviews, feature stories, contests and full-color posters.



★ ★ ★ 2010 PATRIOTS CHEERLEADERS ★ ★ ★

The New England Patriots Cheerleaders have been entertaining fans at Patriots games for years, but their work as goodwill ambassadors for the team extends far beyond the sidelines of Gillette Stadium. Supporting the efforts of charitable organizations throughout New England, the cheerleaders are able to use their celebrity status to make a difference in the community. In addition to their philanthropy efforts, the squad makes about 1,000 individual public appearances per year for businesses and corporations, spreading cheer to fans at a variety of events throughout New England and across the country. Those bookings include sales meetings, trade shows, award ceremonies, autograph sessions and Monday Night Football promotions, just to name a few.

While the Patriots Cheerleaders have become accustomed to entertaining thousands of Patriots fans from the sidelines, members of the squad travel regularly overseas on goodwill missions to entertain thousands of Patriots from the front lines. In January, 2009, the Patriots Cheerleaders traveled to Djibouti Africa and Qatar, Kuwait and Bahrain and sailed through the Persian Gulf, performing on numerous deployed aircraft carriers and naval vessels. In February, cheerleaders traveled to Ecuador to entertain U.S. military troops stationed in South America. In July, Patriots Cheerleaders traveled throughout Afghanistan via Black Hawk helicopter to several forward operating bases, and in November, the ladies spent Thanksgiving with soldiers, sailors, airmen, marines and coast guardsmen stationed in Iraq. In total, the Patriots Cheerleaders have performed in over a dozen combat theatres and have visited more than 25 countries since 9/11.

In addition to their goodwill military missions and appearances throughout the United States, the squad has entertained and appeared at many venues, including performances in Super Bowls, Pro Bowls, an American Bowl in Mexico City and the Patriots/Buccaneers game in London in October, 2009.

In January of 2007, the Patriots Cheerleaders traveled to Beijing and Shanghai, China. The tour was designed to increase awareness and interest in the NFL and the New England Patriots, and to support the growing number of American Football fans already there. In January, 2008, members of the squad returned to China to promote the NFL playoffs. The team returned to China for the third time in June of 2008. The Beijing Organizing Committee for the Games of the XXIX Olympiad invited the Patriots Cheerleaders to organize a weeklong cheer/dance clinic for Chinese cheerleaders and dancers who performed at Olympic related events in August. Approximately 100 Chinese cheerleaders from several different cities in China attended the clinic.


January, 2010 marked the cheerleaders' fourth visit to China as they promoted the Super Bowl and associated festivities with Chinese fans.

A spring audition drew 300 hopefuls to Gillette stadium, to compete for the opportunity to join the 2010 New England Patriots Cheerleaders. The 24 most talented young women earned that honor, including 13 returning veterans and 11 rookies. The cheerleaders hail from Rhode Island, Massachusetts, Connecticut, New Hampshire and New York, representing many different New England towns. Just five weeks after their appointment to the squad, the cheerleaders traveled to the Dominican Republic to shoot their annual swimsuit calendar.

This year's squad will continue to serve not only as day-of-game entertainers, but also as Patriots Ambassadors throughout New England and around the world.

Patriots Cheerleaders and Pat Patriot mascot appearances can make functions more memorable for everyone. For more information on booking the Patriots Cheerleaders or Pat Patriot Mascot, please contact Cheerleader Director, Tracy Sormanti by phone at (508) 384-9101, or by e-mail at tracys@patriots.com.

Patriots CHEERLEADERS™



★ 2010 PATRIOTS CHEERLEADERS ★

Tracy Sormanti

Cheerleader Director

Debbie McGrath

Assistant to the Director

Stacey McIntyre

Choreographer

Pat Patriot Mascot

Greg Galizio

Adam Visbaris

Gregg Wiseburn

Line Captains

Amanda

Brittany

Jillian

Kelsey

Veterans

Jessica

Sara

Jennifer

Angela

Crissy

Randi

Kirsten

Alyssa

Kayla

Rookies

Ashley

Patricia

Athena

Lauren

Michelle

Siobhan

Stephanie P.

Stephanie S.

Heather

Alexandra

Brittney-Lynne



Ownership/Board of Directors

Robert K. Kraft, Chairman and CEO
Myra Kraft
Jonathan A. Kraft, President
Daniel Kraft
Josh Kraft
David Kraft

Coaching

Bill Belichick, Head Coach
Josh Boyer, Defensive Backs
Corwin Brown, Defensive Backs
Ivan Fears, Running Backs
Brian Ferentz, Offensive Assistant Coach
Brian Flores, Assistant Coach Offense/Special Teams
Patrick Graham, Defensive Assistant Coach
Pepper Johnson, Defensive Line
Harold Nash, Assistant Strength and Conditioning
Bill O'Brien, Quarterbacks
Scott O'Brien, Special Teams
Chad O'Shea, Wide Receivers
Matt Patricia, Linebackers
Dante Scarnecchia, Assistant Head Coach/Offensive Line
Mike Woicik, Strength and Conditioning

Player Personnel

Nick Caserio, Director of Player Personnel
Floyd Reese, Senior Football Advisor
Trey Brown, Scouting Assistant
Larry Cook, Scouting Consultant
DuJuan Daniels, Area Scout
Frank Edgerly, Area Scout
Tim Heffelfinger, Area Scout
Frantzy Jourdain, Area Scout
Jason Licht, Director of Pro Personnel
James Lipfert, Scouting Assistant
Ronnie McGill, Scouting Assistant
Nancy Meier, Director of Scouting Administration
Kyle O'Brien, National Scout
Monti Ossenfort, National Scout
Bob Quinn, Assistant Director of Pro Personnel
Jon Robinson, Director of College Scouting
Brian Smith, Assistant Director of College Scouting
Patrick Stewart, Pro Scout

Football Operations

Berj Najarian, Director of Football/Head Coach Administration
Ernie Adams, Football Research Director
Matt Caracciolo, Director of Football Operations
Kevin Anderson, Football Operations Manager
Shawn Donnelly, Football Operations Assistant
Joel Totoro, Nutritionist

Equipment

Don Brocher, Equipment Manager
John Hillebrand, Assistant Equipment Manager
John Jastremski, Equipment Assistant

Trainers

Jim Whalen, Head Athletic Trainer
David Granito, Assistant Athletic Trainer
Joe Van Allen, Assistant Athletic Trainer and Rehabilitation Director

Medical

Thomas Gill, M.D., Team Physician
Bertram Zarins, M.D., Team Physician

Video

Jimmy Dee, Video Director
Fernando Neto, Assistant Video Director
Jared Rita, Video Assistant

Administration

Jim Hausmann, Chief Administrative Officer
Kristen Colasuonno, Executive Assistant
Tracy Fiore, Executive Assistant to the President
Kim Healey, Executive Assistant to the Chairman and CEO
Al Labelle, Chief of Staff to the Chairman and CEO

Richard Miller, Research Director
Ann Thompson, Executive Assistant to the President of the New England Patriots Charitable Foundation
Gabrielle Vigue, Executive Assistant

Broadcast Production

Matt Smith, Senior Executive Producer
Dave Mondillo, Director & Supervising Producer

Corporate and Community Affairs

Myra Kraft, President of the New England Patriots Charitable Foundation
Josh Kraft, President of the New England Patriots Charitable Foundation
Andre Tippett, Executive Director of Community Affairs
Donna Spigarolo, Community Relations Manager

Gillette Stadium Operations

Jim Nolan, Senior Vice President of Operations, Finance and Administration
Dan Murphy, Vice President of Business Development and External Affairs
Jon Bengtson, Field Superintendent
Matt Plekarski, Parking Director

Finance

Jim Wilson, Vice President of Finance
Andrea Walonis, Director of Financial Planning & Analysis
Mark Loring, Controller

Food and Beverage

David Wheeler, Vice President of Food and Beverage
Brad Ozerdem, Executive Chef
Gretchen Meltzer, Catering Director

Human Resources

Robin Boudreau, Vice President of Human Resources

Information Technology

Pat Curley, Vice President of Information Technology
Scott Harrington, IT Operations, Infrastructure & Security Director

Legal

Jim Cobery, General Counsel
Robyn Glaser, Senior Advisor and Club Counsel

Media Relations

Stacey James, Vice President of Media & Community Relations
Aaron Salkin, Assistant Director
Jeff Courmoyer, Director of Corporate Communications

Patriots Cheerleaders

Tracy Sormanti, Cheerleader Director

Patriots Football Weekly and Patriots.com

Fred Kirsch, Publisher and Vice President of Content
Jana-Lynne Gauthier, Web Services Director
Michelle Muise, Art Director
Paul Perillo, Editor

Retail Operations

Brian Bilelo, Vice President of Retail Operations
Ken Flanders, Supply Chain Management Director

Sales and Marketing

Jennifer Ferron, Senior Vice President of Marketing and Brand Development
Murray Kohl, Vice President of Sales
David Pearlstein, Vice President of Corporate Relationships
Jessica Gelman, Vice President of Customer Marketing and Strategy
Jon Levy, Sales Director
Joe Mariani, Sales Director
Brian Oates, Sales Director
Gail Titus, Customer and Sponsor Services Director
Jason Dvorkin, Director of Event Presentations

Security

Mark Briggs, Chief Operating Officer of TeamOps

The Hall at Patriot Place

Bryan Morry, Executive Director

Ticket Operations

Maryruth Hughey, Ticket Operations Director

A WINNING TEAM

The New England Patriots Charitable Foundation is the 501(c)(3) non-profit entity created by the Kraft family to support charitable and philanthropic agencies throughout New England. This support comes in the form of direct grants, donations of signed memorabilia to a variety of charitable causes and from Patriots players who offer their direct support by appearing at charity functions throughout the year.

Robert Kraft established the New England Patriots Charitable Foundation when he purchased the team in 1994 as a way for the organization to give back to the communities it calls home. The Foundation's primary goal is to support programs that aid the youth and families of New England while underscoring the Kraft family's deep commitment to philanthropic activities in the community.

Over the past 16 years, the Foundation has made donations to thousands of non-profit organizations throughout New England and has partnered with numerous community groups, including the Boys & Girls Clubs of Greater Boston, the United Way, the Greater Boston Food Bank and a host of other New England charities. The Foundation also provides food baskets and toys to hundreds of families and children during the holiday season.

In addition, the Foundation supports numerous health care initiatives and organizations, including the Robert K. Kraft Family Blood Donor Center at the Dana-Farber Cancer Institute and Children's Hospital Boston.

Annually, the Foundation holds several fundraisers including the Kickoff Gala held at Gillette Stadium in the fall and the Leadership Blitz. In 2005, the Patriots teamed with the Massachusetts RMV to create a specialty license plate, an ongoing fundraiser with proceeds directly benefiting the NEPCF and eventually thousands of charitable organizations across New England. The team recently launched a second Patriots license plate in Rhode Island, with all proceeds earmarked for Rhode Island charities.



New England Patriots Charitable Foundation President Josh Kraft and Executive Director of Community Affairs Andre Tippett pose with the top three winners of the 2010 Patriots' "Write On" scholarship essay contest.

THE NEW ENGLAND PATRIOTS CHARITABLE FOUNDATION



CONTACT INFORMATION

To request a charitable donation or player appearance, please visit to www.patriots.com/community.

For more information about the New England Patriots Charitable Foundation, Inc., please call (508) 543-8200.



2010 "KICK CANCER" INITIATIVE

Throughout the 2010 regular season, the New England Patriots Charitable Foundation's "Kick Cancer" initiative aimed to raise awareness among Patriots fans about cancer risks and prevention. Each game focused on awareness of different types of cancers including breast cancer, lung cancer, childhood cancers, colon cancer, prostate cancer and women's cancers. Survivors participated in pregame and halftime ceremonies and partnering hospitals distributed giveaways and literature to fans. Additionally, Patriots players filmed messages to fans, as well as spent time each week throughout the season with youth and adult cancer patients offering support and a friendly smile to the patients they visited.



Throughout the 2010 season, Patriots players and alumni visited patients at various New England hospitals (above, above left), including Brigham and Women's Hospital, Massachusetts General Hospital – the founding hospitals of Partners HealthCare – and Dana-Farber Cancer Institute – which helped kick off the season-long initiative (below) and hosted tables at home games to distribute information to fans (middle right). The Charitable Foundation hosted patients and their families at training camp (top right), and players filmed PSAs to be shown in-game (bottom right) to increase awareness among fans.



NEW ENGLAND PATRIOTS CHARITABLE FOUNDATION'S "KICK CANCER" GAME SCHEDULE

September 26	Buffalo Bills	"Kick Cancer" Kickoff and Women's Cancers Awareness
October 17	Baltimore Ravens	Breast Cancer Awareness
October 31	Minnesota Vikings	Lung Cancer and Stop Smoking Awareness
November 21	Indianapolis Colts	Childhood Cancer Awareness
December 6	New York Jets	Colon Cancer Awareness
December 19	Green Bay Packers	Prostate Cancer Awareness
January 2	Miami Dolphins	"Kick Cancer" Celebration for Survivors and Caregivers

NEW ENGLAND PATRIOTS CHARITABLE FOUNDATION FUNDRAISING EFFORTS

Annual Kickoff Gala and Ron Burton Community Service Award

Each year, the New England Patriots Kickoff Gala is held in the Fidelity Investments Clubhouse at Gillette Stadium to ring in the new season and raise funds for the Patriots Charitable Foundation. Patriots players and coaches come together to mingle with their fans on the big night, which includes dinner, live and silent auctions and the presentation of the Ron Burton Community Service Award. The Burton Award honors the Patriots player who most embodies the qualities of Burton, the first player drafted by the team and was known for his commitment to the community and helping others. Vince Wilfork was honored as the 2010 Ron Burton Award recipient. Previous winners include offensive lineman Joe Andruzzi (2003), wide receiver Troy Brown (2004), offensive lineman Matt Light (2005), defensive lineman Jarvis Green (2006), defensive lineman Ty Warren (2007), special teams captain Larry Izzo (2008) and running back Kevin Faulk (2009).



Robert Kraft, joined by JoAnn Burton, presents DL Vince Wilfork with the 2010 Ron Burton Community Service Award.

Leadership Blitz

This year, the Patriots launched a brand new event to benefit the New England Patriots Charitable Foundation, which allows participants to get a behind-the-scenes look at a day in the life of a Patriots player. The Leadership Blitz offers the chance for attendees to conduct drills with Patriots players, watch film with coaches, tour areas of the stadium that are off-limits to the public and to learn leadership techniques straight from Patriots executives.



QB Tom Brady keeps time for a young participant during a drill at the 2010 Leadership Blitz at Gillette Stadium.

Patriots Specialty License Plates

The Patriots are pleased to offer specialty license plates in both Massachusetts and Rhode Island to benefit the Patriots Charitable Foundation. Fans in both states have the opportunity to order the specially designed plates to display their team pride on their bumpers. Proceeds raised from the license plates are funneled directly back to the states in which the plates are issued.

Fans can visit www.patriots.com/community

to sign up for the license plates or visit

www.proteamauctions.com

to bid on special low-number license plates.



FOUNDATION EVENTS

Thanksgiving-in-a-Basket

For the past 17 years, the Kraft family has been joined by dozens of Patriots players and alumni at the Morgan Memorial Goodwill Industries headquarters in Boston to assist in distributing more than 200 holiday baskets filled with turkeys and all of the trimmings to local families in need. The recipients of the baskets include families with children who participated in Goodwill's youth programs, as well as individuals who were enrolled or had recently graduated from Goodwill's job training program.



Robert & Myra Kraft are joined by over 20 current and former Patriots to distributing holiday baskets filled with Thanksgiving meals to local families in need.

New England Patriots Charitable Foundation Holiday Party

For more than a decade, the Patriots have treated hundreds of children from Salvation Army centers and community centers throughout Massachusetts and Rhode Island to a night of holiday festivities. Patriots players annually attend the party at Gillette Stadium and participate in a number of activities including Wrap-a-Pat, a game in which the children, working in teams, race to wrap Patriots players in Christmas wrapping paper, ribbons and bows. The children are also able to get autographs from players and cheerleaders, visit with Santa Claus and receive holiday gifts provided by the NEPCF.

Patriots Gifts from the Gridiron

More than a dozen Patriots players were at Bass Pro Shops at Patriot Place this year for the first ever Gifts from the Gridiron event to treat 50 children from local homeless shelter programs to a night of holiday shopping. Armed with \$300 gift cards, the kids selected winter coats, hats and gloves, along with gifts for themselves and loved ones. The players helped them budget their money and find the items they were looking for, posed for photos with Santa, and helped the kids wrap presents. The event was a joint effort between the Patriots Charitable Foundation, the Vince Wilfork Foundation, the Gerard Warren Foundation and Bass Pro Shops.



TE Rob Gronkowski gets wrapped up in the holiday spirit during the popular Wrap-a-Pat game at the Patriots Charitable Foundation Community Holiday Party at Gillette Stadium this year.

DL Ron Brace helps a child pick out the perfect pair of shades at the Patriots Gifts from the Gridiron event at Bass Pro Shops at Patriot Place this holiday season.

OUTREACH PROGRAMS

Patriots Kids Cafe

With the Patriots' focus on youth in mind, the Foundation and the Kraft family partnered with Shaw's Supermarkets and the Greater Boston Food Bank to expand the Boys and Girls Clubs of Boston's Kids Café program. The purpose of the Kids Café, located within area Boys and Girls Clubs, is to provide hot meals for underprivileged children who may not receive one at home. For many children it is the only hot meal they receive the entire day. Kids Café currently provides children with 250,000 meals per year at seven different locations. In 2010, Jerod Mayo, Tully Banta-Cain and Darius Butler attended the Chelsea Kids Cafe to serve healthy meals and talk to kids about the importance of staying active.



LB Tully Banta-Cain and CB Darius Butler help serve healthy meals at a Kids Cafe event in Chelsea, Mass.

Back to Football Friday

Patriots Chairman and CEO Robert Kraft and Patriots players Tom Brady, Deion Branch, Brandon Meriweather and Zoltan Mesko visited the Henry Grew Elementary School in Hyde Park, Mass. to speak to students about the importance of leading healthy lives as part of the NFL's Back to Football Friday program. They presented the school with a \$10,000 NFL PLAY 60 grant for health and wellness programming and equipment. During the afternoon, some of the Patriots players led the kids in various fitness activities, as part of NFL's PLAY 60 campaign, helping stress the importance of getting 60 minutes of exercise a day.



Deion Branch leads a group of children in exercises during the NFL PLAY 60 Back to Football Friday event at Henry Grew Elementary.

Read Between the Lines

In 2010, the Patriots launched the "Read Between the Lines" program that features Patriots' offensive and defensive linemen visiting local schools to promote reading and the importance of education. Last summer's kickoff event, called "Reading Blitz," took place at the Ahern Middle School in Foxborough. Students were challenged to set and meet summer reading goals each student received a summer reading "playbook," to log their reading. School-wide, the students were challenged to read more than 2,011 books collectively, with the promise of a return visit from Patriots linemen to award the students with certificates of achievement if they reached the goal. Additionally, students who read more than two books were entered into a drawing to win a chance to join one of the Patriots players for lunch in the school cafeteria.



OL Steve Neal helps kick off the Read Between the Lines program at Ahern Middle School in Foxborough. He then returned to the school at the end of the summer to congratulate the students on meeting their goals.

Community MVP Awards

Each year, the Kraft family and the NEPCF honor members of the New England community for their service to non-profit organizations around the region. Each Community MVP is recognized for their leadership, dedication and commitment to bettering their communities during a luncheon at Gillette Stadium with a donation made in their name to the non-profit organization for which they volunteer. The 2010 grand prize winner, Wade Walker, has dedicated the past



Robert Kraft, Josh Kraft, Andre Tippett and Kevin Faulk pose with the 2010 Patriots Community MVPs.

12 years to supporting Camp Ta-Kum-Ta in Waterbury, VT through his work as a counselor and mentor to campers. Camp Ta-Kum-Ta provides a summer camp experience to children with serious illnesses and, because of Walker's commitment, was awarded the \$10,000 Community MVP grant in his name.

Youth Football

In recent years, the New England Patriots Charitable Foundation has expanded its concentration into the development of youth football programs throughout New England. Through the foundation, the Patriots have made donations to improve football facilities at several area fields and have conducted multiple football clinics including Football for YOU in the New England region - a free football clinic presented by the NEPCF and NEPAC to encourage and excite the youth to participate in the game of football. The Foundation has donated thousands of dollars to local high schools through the Coach of the Week program, hosted the regional Punt, Pass & Kick finals and partnered with National Football Foundation to host youth and high school football coaching academies. The foundation plans to continue to expand its support for youth football and to promote programs that encourage good sportsmanship and leadership skills.



The number of participants in the second annual Special Olympics State Football and Cheering Games doubled in 2010.

Patriots High School Coach of the Week

Each week during the high school football season, the Patriots honor a high school football coach with their Coach of the Week Award. This season marked the 15th year in which the Patriots have joined the NFL in conducting the



program, which recognizes outstanding high school coaches and promotes youth football throughout New England. NFL and Patriots Hall of Fame linebacker Andre Tippett, the team's executive director of community affairs, oversees the program as part of the Charitable Foundation's commitment to youth football initiatives. The Patriots award the selected coach each week with a \$1,000 grant to benefit the school's football program. At the end of the season, one Coach of the Year is selected and is awarded with an \$2,000 grant.

Everett High School Coach John DiBiasi is the 2010 New England Patriots High School Coach of the Year.



In October, more than a dozen Patriots teamed with the Patriots Charitable Foundation, UnitedHealthcare and KaBOOM! to build a playground for the Waltham Boys & Girls Club. LB Jerod Mayo and DL Vince Wilfork and his wife Bianca (above) assemble a tic-tac-toe board as Gary Guyton (right) shovels mulch to put the finishing touches on the playground.



S Sergio Brown, TE Aaron Hernandez, K David King and CB Devin McCourty join the rest of the 2010 rookie class to visit patients at Children's Hospital Boston.

At the Boys and Girls Club in Providence, RI, RBs BenJarvus Green-Ellis and Fred Taylor serve healthy meals to children and talk to them about the importance of education, eating healthy and staying active



QB Tom Brady and WR Wes Welker take part in a Make-A-Wish event at Gillette Stadium this fall. Robert Kraft, Bill Belichick and the entire team also joined them to welcome the special guests.



Great execution has its rewards . . .



*Whether you are scoring
on the field . . .*

*or bringing products to
market around the world.*

discover.

satisfaction



When your supply chain execution is in the best hands possible.

As a leading provider of global supply chain management services and solutions, ModusLink has decades of experience helping technology companies bring their products to market around the world with greater **efficiency, speed** and **cost savings**.

*Contact us today . . .
and **discover** the satisfaction
of great execution!*

info@moduslink.com
781-663-5000


ModusLink
GLOBAL SOLUTIONS

www.moduslink.com